

# GEORGIA TECH®

131<sup>ST</sup> SEASON • 36 NCAA REGIONAL APPEARANCES • 3 COLLEGE WORLD SERIES APPEARANCES • 10 ACC CHAMPIONSHIPS

2026 Official Game Notes | RamblinWreck.com | Contact: Anthony Brandt • abrandt@athletics.gatech.edu • (817) 757-6979

## GEORGIA TECH BY THE NUMBERS

Overall Record.....	42-8
ACC Record.....	22-5
at Mac Nease Baseball Park.....	30-3
Road Games.....	10-4
Neutral Site Games.....	2-0
Streak.....	W5
Last 10.....	9-1

## 2026 SCHEDULE / RESULTS

Date	Opponent	Time/Result
2/13	BOWLING GREEN	W, 11-5
2/14	BOWLING GREEN	W, 27-4
2/14	BOWLING GREEN	W, 12-2 (7)
2/17	GEORGIA SOUTHERN	W, 25-1
2/20	STONY BROOK	W, 14-5
2/20	STONY BROOK	W, 10-5 (7)
2/21	STONY BROOK	W, 6-5 (10)
2/22	STONY BROOK	W, 21-3 (7)
2/24	GEORGIA STATE	L, 4-9
2/27	NORTHWESTERN	W, 17-3 (7)
2/28	NORTHWESTERN	W, 13-3 (7)
3/1	NORTHWESTERN	W, 14-6
3/3	GEORGIA STATE <sup>^</sup>	W, 4-1
3/6	VIRGINIA TECH	W, 16-1 (7)
3/7	VIRGINIA TECH	W, 14-5
3/8	VIRGINIA TECH	L, 6-9
3/10	WEST GEORGIA	W, 14-0 (7)
3/12	#8 CLEMSON	W, 10-0 (7)
3/13	#8 CLEMSON	W, 9-3
3/14	#8 CLEMSON	L, 7-13
3/17	#4 AUBURN	L, 2-9
3/20	PITTSBURGH	W, 11-9
3/21	PITTSBURGH	L, 9-14
3/22	PITTSBURGH	W, 12-4 (7)
3/27	#14 NC STATE	W, 3-1
3/28	#14 NC STATE	W, 6-4
3/29	#14 NC STATE	W, 10-0 (8)
3/31	#11 AUBURN	W, 13-3 (8)
4/2	CALIFORNIA	W, 17-2 (7)
4/3	CALIFORNIA	W, 7-2
4/4	CALIFORNIA	W, 9-3
4/7	KENNESAW STATE	W, 11-4
4/9	#5 FLORIDA STATE	W, 4-3
4/10	#5 FLORIDA STATE	W, 8-3
4/11	#5 FLORIDA STATE	W, 17-3 (7)
4/14	GEORGIA SOUTHERN	W, 13-9
4/17	#3 NORTH CAROLINA	L, 2-5
4/18	#3 NORTH CAROLINA	L, 4-14 (8)
4/19	#3 NORTH CAROLINA	W, 5-2
4/21	#5 GEORGIA*	W, 14-4 (7)
4/24	WAKE FOREST	W, 6-5
4/25	WAKE FOREST	W, 14-11
4/26	WAKE FOREST	W, 6-5
4/28	KENNESAW STATE	W, 10-7
5/1	XAVIER	L, 4-8 (10)
5/2	XAVIER	W, 7-5
5/3	XAVIER	W, 14-6
5/8	DUKE	W, 10-9 (10)
5/9	DUKE	W, 15-2 (7)
5/10	DUKE	W, 14-1 (7)
5/12	MERCER	6 pm
5/14	BOSTON COLLEGE	6 pm
5/15	BOSTON COLLEGE	2 pm
5/16	BOSTON COLLEGE	12 pm

5/19-24 ACC TOURNAMENT CHARLOTTE, N.C.

\* Game held at Truist Park  
<sup>^</sup> Game held at Gwinnett Field  
 Home games in Gold

## MIDWEEK 13: No. 3 GEORGIA TECH vs MERCER



### GEORGIA TECH YELLOW JACKETS

Overall Record.....42-8, 22-5 ACC  
 Ranking .....#3 D1, PG, BA, NCBWA & Coaches  
 Head Coach .....James Ramsey  
 Career Record .....42-8 (1st season)  
 Record at GT .....Same  
 Record Last Week.....3-0 vs Duke



### MERCER BEARS

Overall Record.....39-13, 12-6 SoCon  
 Ranking.....None  
 Head Coach .....Craig Gibson  
 Career Record .....767-517 (23rd season)  
 Record at MU.....Same  
 Last Week.....1-0 at GASO / 3-0 vs VMI

### MATCHUPS AT A GLANCE

GT	OFFENSE	MU
.360	Batting	.320
.630	Slugging	.585
.470	On-Base Pct	.441
129	Doubles	113
12	Triples	6
105	Home Runs	114
321	Walks	306
50/56	SB/SBA	35/49

GT	PITCHING/DEFENSE	MU
4.68	ERA	5.40
417.2	IP	437.0
0	CGs	0
11	Saves	7
479/194	K/BB	473/205
.249	OBA	.261
40	Errors	47
26	Double Plays	34

### PROBABLE PITCHERS


#### Georgia Tech



**Jake Lankie**  
 #35 | R-So. | RHP | 0-0  
 19.1 IP / 5.59 ERA  
 1.76 WHIP / 24 Ks

vs.

#### Mercer



**Jeb Johnson**  
 #22 | R-Sr. | RHP | 2-3  
 41.1 IP / 5.66 ERA  
 1.62 WHIP / 35 Ks

### TOP STORYLINES

- The No. 3 ranked Yellow Jackets enter the final home game of their record-breaking regular season with more than one opportunity at making history.
- GT enters the final week of the greatest regular season in the program's storied history, owning a 42-8 record, with a 22-5 mark in the ACC, the best in 131 years of Tech Baseball.
- Tech became the fastest team in program history to 40 wins, doing so in only 48 games.
- The Jackets are tied for the most ACC wins in program history (22) still with three conference games remaining on the schedule, this Thursday-Saturday at Boston College.
- Georgia Tech has an opportunity to clinch back-to-back ACC regular season titles this week. The Jackets magic number over North Carolina is two, meaning two GT wins, one GT win / one UNC loss or two UNC losses would clinch the title.
- Tech has a chance to clinch the "state championship" vs. Mercer. GT holds the best record in Georgia against in-state opponents this season (7-1) with Mercer in 2nd place at 6-1.
- The Jackets have swept 8 series this season, a new record.
- GT has sold out a record nine home games this season and is 9-0 in front of sold-out crowds, winning by a combined score of 100-36. The Jackets have won five of the games via run-rule.
- Tech is 21-1 in night games this season and 10-0 in night games played at home.
- Tech is now 30-3 at home, the best home record since 2002.
- The Jackets own the best offense in the country and the best offense in modern college baseball history. In the 16 seasons of the BBCOR era, the 2026 Jackets have produced the best average (.360), on-base percentage (.470) and the most runs (531) of any Power Conference team after 13 weeks in the BBCOR era.
- The offense is on pace to set program records in average (.360 - record is .347), on-base % (.470 - record is .434), slugging % (.630 - record is .575) & scoring (10.6 - record is 10.3).
- Tech leads Division I in six standard statistical categories: average (.360), on-base % (.470), slugging % (.630), OPS (1.100), hits (624) and runs (531) and are Top 5 in multiple others: doubles (3rd - 129), walks (4th - 321) and home runs (5th - 105).
- The Jackets are the only team in the nation to be averaging

- double-digit runs per game this season (10.6), nearly a full run-per-game more than 2nd place (Georgia - 9.7). A power conference team has not averaged double-digit runs per game over a full season since Arizona State in 2003 - 23 years ago.
- GT's 531 runs are the 2nd highest total for a single season in the program's BBCOR era (since 2011), behind only 2022 (564).
- GT is outscoring its opponents 531-240, that +291 margin is the highest through 50 games in program history.
- Tech has struck out 10.32 batters per nine innings this season, the program record for K/9 is 10.00 from back in 1998.
- Tech has scored 10 or more runs in 29 of its 50 games this season (58% of games).
- Drew Burress has hit home runs in each of his last four games and six of his last eight. Last game, he tied the Georgia Tech program record with his 57th career home run, tying the record set by Jason Varitek from 1991-94.
- Burress has landed himself on the program leaderboard in: HRs (T-1st - 57), slugging % (2nd - .731), doubles (8th - 56), runs (9th - 219), total bases (7th - 463), batting average (17th - .362) and RBI (14th - 182).
- Carson Kerce has tied the program record with 27 doubles this season, a record held by Jay Payton (1994) for 32 years. He leads all of Power 4 in doubles and is nine away from the ACC record, held by FSU's Jeremy Morris (1996).
- Jarren Advincula leads the nation with 90 hits this season. He enters the week eight hits shy of the GT BBCOR era record (98 by Kyle Wren in 2013) on pace to own Tech's first 100 hit season since Wes Hodges (106) and Tyler Green (100) back in 2005.
- He is batting .431 for the season, the highest average in Power 4 and the 7th best for a single season in program history.
- Ryan Zuckerman has hit 20 home runs, the second most in the ACC. He is the 16th Jacket in program history to have a 20-home season, in a 7-way tie for 11th on the single season list. He is six home runs shy of the record (26), set by Kevin Parada in 2022.
- Tech leads the all-time series with Mercer, 120-58 with a 70-26 record in Atlanta. The last meeting on The Flats saw Tech score 21 runs in a 21-5 (7) romp - the most runs GT has ever scored against Mercer in the series' history.

**2026 QUICK FACTS**

**GENERAL INFORMATION**  
**School**.....Georgia Institute of Technology (Georgia Tech)  
**Location**.....Atlanta, Ga.  
**Enrollment**.....53,067  
**Founded**.....1885  
**Nickname**.....Yellow Jackets, Ramblin' Wreck  
**Mascot**....."Buzz" the Yellow Jacket  
**Official Colors**.....Tech Gold and White  
**Conference**.....Atlantic Coast Conference (ACC)  
**President**.....Dr. Angel Cabrera  
**Faculty Athletic Representative**.....Dr. Jenna Jordan  
**Director of Athletics**.....Ryan Alpert  
**Website**.....www.RamblinWreck.com

**BASEBALL STAFF**

**Head Coach**.....James Ramsey (1st season - 8th at Tech)  
 Alma Mater, Year.....Florida State, 2012  
**Ast. Coach/Pitching/Recruiting Coord.** Matt Taylor (3rd year)  
 Alma Mater, Year.....Columbus State, 2017  
**Assistant Coach/Catchers**.....Scott Stricklin (1st year)  
 Alma Mater, Year.....Kent State, 1993  
**Assistant Coach/Base Runners**.....Josh Schulman (2nd year)  
 Alma Mater, Year.....Rochester, 2015 & Texas A&M, 2017  
**Director of Baseball Operations**.....Trey Yunger  
**Strength and Conditioning**.....Steve Tamborra  
**Athletic Trainer**.....Paul Wolkoff  
**Equipment Manager**.....Bill Shackelford  
**Director of Sports Psychology**.....Dr. Jenny Kraska

**HISTORICAL INFORMATION**

**Record Since 1895**.....2,723-1,730-27 (.610)  
**Record at Mac Nease Baseball Park (since 1985)**  
 .....1,080-350-1 (.754)  
**ACC Regular Season Record (since 1980)**  
 .....649-479-2 (.574)  
**ACC Regular Season Championships (Divisional)**.....10  
 1987, 1993, 1997, 2000, 2004, 2005, (2011, 2019, 2021), 2025  
**ACC Tournament Appearances**.....44  
**ACC Tournament Record**.....84-70 (.545)  
**ACC Tournament Championships**.....9  
 1985, 1986, 1987, 1988, 2000, 2003, 2005, 2012, 2014  
**NCAA Tournament Appearances**.....36  
 1959, 1971, 1985, 1986, 1987, 1988, 1989, 1990, 1991,  
 1992, 1993, 1994, 1995, 1996, 1997, 1998, 2000, 2001,  
 2002, 2003, 2004, 2005, 2006, 2008, 2009, 2010, 2011,  
 2012, 2013, 2014, 2016, 2019, 2021, 2022, 2024, 2025  
**NCAA Tournament Record**.....80-73 (.523)  
**NCAA Super Regional Appearances**.....5  
 2000, 2002, 2004, 2005, 2006  
**College World Series Appearances**.....3  
 1994 (2nd), 2002 (T-5th), 2006 (T-7th)  
**College World Series Record**.....4-5 (.444)

**STADIUM INFORMATION**

**Name**.....Mac Nease Baseball Park at Russ Chandler Stadium  
**Year Opened**.....1985  
**Last Renovated**.....2020-21  
**Capacity**.....3,194  
**Dimensions**.....329-382-390-350-334  
**Fence Height**.....10 feet  
**Address**.....Fowler Street & Fifth Street, Atlanta, Ga. 30332

**2026 TEAM INFORMATION**

**Lettermen Returning**.....24  
**Starting Position Player**.....8  
**Starting Pitchers**.....2  
**Newcomers**.....12

**2025 YEAR IN REVIEW**

**Overall Record**.....41-19  
**ACC Record**.....19-11  
**ACC Finish**.....Regular Season Champions  
**ACC Tournament**.....1-1  
**Final Ranking**.....No. 24

NO.	NAME	POS.	YR	B/T	HT	WT	HOMETOWN(LAST SCHOOL)
0	Michael Dee	INF	FR	R/R	6'2"	174	Stone Mountain, GA. (St. Pius X)
1	Parker Brosius	OF	SR	R/L	6'1"	200	Suwanee, GA. (Lambert HS)
2	Jarren Advincula	INF	JR	L/R	6'2"	195	Santa Clara, Calif. (California)
3	Carson Kerce	INF	JR	R/R	5'11"	200	Marietta, GA. (Pope HS)
4	Alex Hernandez	UTL/RHP	SO	R/R	6'2"	210	Cumming, GA. (Forsyth Central HS)
5	Dominic Stephenson	C/OF	FR	R/R	6'0"	208	Marietta, GA. (Harrison HS)
6	Caleb Daniel	OF	SO	L/R	6'0"	188	Cartersville, GA. (Cartersville HS)
7	Will Baker	INF/OF	SO	L/R	6'0"	197	Upper Coomera, Queensland, Australia
8	Drew Burress	OF	JR	R/R	5'9"	185	Houston County, GA. (Houston County HS)
9	Coleman Lewis	OF	FR	L/R	6'1"	220	Lake Park, GA. (Lowndes HS)
10	Kent Schmidt	INF	JR	L/R	6'0"	225	Marietta, GA. (Georgia Southern)
11	Ryan Zuckerman	INF	JR	R/R	6'4"	230	Yardley, PA. (Pittsburgh)
14	Cade Brown	OF/INF	SO	R/R	6'1"	210	Lilburn, GA. (Georgia)
15	Cooper Underwood	LHP	FR	L/L	6'1"	190	Acworth, GA. (Allatoona HS)
16	Charlie Willcox	RHP	FR	S/R	6'3"	218	Santa Rosa Beach, Fla. (South Walton HS)
18	Caden Gaudette	RHP	R-JR.	R/R	6'0"	207	Alpharetta, GA. (Milton HS)
19	Nathanael Coupet	C/INF	R-SO.	R/R	6'0"	218	Boynton Beach, FL (North Broward Prep)
20	Caden Spivey	RHP	SR	R/R	6'2"	193	Vidalia, GA. (Notre Dame)
21	Carson Ballard	RHP	SR	R/R	6'1"	195	Alpharetta, GA. (Wesleyan HS)
22	Tate McKee	RHP	JR	R/R	6'3"	210	Kennesaw, GA. (Mount Paran Christian)
24	Jackson Blakely	RHP	SO	R/R	6'0"	220	Thomaston GA. (Upson-Lee HS)
25	Vahn Lackey	C/INF	JR	R/R	6'2"	215	Suwanee, GA. (Collins Hill HS)
26	Jamie Vicens	RHP	FR	R/R	6'5"	202	Atlanta, GA. (Marist School)
29	Mason Patel	RHP	GR	R/R	6'1"	208	Knoxville, TN Georgia State)
31	Justin Shadek	RHP	R-SO	R/R	6'6"	235	Kinnelon, N.J. (Rutgers)
32	Brett Barfield	LHP	SR	L/L	6'1"	215	Cumming, GA. (Florida State)
34	Drew Rogers	C	SO	R/R	6'1"	220	Tempe, AZ (Hamilton HS)
35	Jake Lankie	RHP	R-SO	R/R	6'2"	191	Alpharetta, GA. (Georgia)
37	Dylan Loy	LHP	JR	L/L	6'0"	208	Pigeon Forge, Tenn. (Tennessee)
39	Tyler Neises	OF/INF	JR	L/R	6'3"	225	Dalton, GA. (Dalton HS)
41	Judson Hartwell	INF/OF	FR	R/R	6'3"	215	Watkinsville, Ga. (Prince Avenue Christian)
43	Dimitri Angelakos	RHP	R-FR	R/R	6'1"	214	Woodstock, GA. (Etowah HS)
49	Kayden Campbell	LHP	SR	R/L	6'1"	210	Cincinnati, OH (Louisville)
54	Riley Hasenstab	RHP	R-FR	R/R	6'2"	218	Duluth, GA. (Duluth HS)
55	Adam McKelvey	LHP	SO	L/L	6'4"	248	Roswell, GA. (Roswell HS)
99	Porter Buursema	RHP	JR	R/R	6'1"	200	Woodstock, GA. (Georgia Southern)

**Coaching Staff**

**Head Coach** – James Ramsey (1st Season)  
**Assistant Coach/Pitching/Recruiting Coord.** – Matt Taylor (3rd Season)  
**Assistant Coach** – Scott Stricklin (1st season)  
**Assistant Coach** – Josh Schulman (2nd season)  
**Director of Pitching** - Jason Richman (3rd Season)  
**Director of Operations** - Trey Yunger (1st season)  
**Player Development Coach** - Steve Tamborra (26th season)  
**Athletic Trainer** - Paul Wolkoff (17th season)  
**Director of Sports Psychology** - Dr. Jenny Kraska (2nd Season)

**PRO-NUN-SEE-AY-SHUN GUIDE**

MICHAEL DEE....."D"  
 PARKER BROSIUS.....BRO-ZHUS  
 JARREN ADVINCULA.....AD-VINK-YOU-LA  
 CADEN GAUDETTE.....GOD-DET  
 NATHANAEL COUPE.....COO-PAY  
 CADEN SPIVEY.....SPY-VEE  
 VAHN LACKEY.....LIKE "VAUGHN"  
 JAMIE VICENS.....VI-SENS  
 JUSTIN SHADEK.....SHAD-ICK  
 TYLER NEISES.....NICE-IS  
 DIMITRI ANGELAKOS.....AN-GEL-LAH-KOS  
 RILEY HASENSTAB.....HAAS-IN-STOB  
 ADAM MCKELVEY.....MICK-KEL-VEE  
 PORTER BUURSEMA.....BIR-SIM-AH  
 JOSH SCHULMAN.....SHOOL-MAN



**RECRUITING SUCCESS**

• Tech has now signed top-5 classes in four of the last seven years, top-10 classes in five of the last seven years, and had six-straight top-20 Perfect Game recruiting classes, leading the Atlantic Coast Conference in all categories.

• The 2025 class was ranked No. 28 overall, due to only having nine commits. Although the average player grade came in at 6.44 - the 15th best in the nation.

• The class featured three signees that signed MLB contracts, notably Ryan Mitchell (2nd round pick by the Cardinals) and Ryan Hall (5th round pick by the Tigers)

• It also features **Cooper Underwood**, the No. 1 LHP from the state of Georgia and the 2025 Prep Baseball Georgia Player of the Year out of Allatoona HS. He turned down a 7 figure signing bonus from the Brewers after they selected him in the 12th round of the 2025 MLB Draft.

• Underwood was named the third starter for the opening weekend series, becoming the first true freshman pitcher to start on opening weekend for the Yellow Jackets since Adam Finateri in 2022.

**JACKETS FROM 2025 NO. 28 RECRUITING CLASS**

Name	Hometown	Position	PG National Ranking
Michael Dee	Stone Mountain, Ga.	INF	---
Judson Hartwell	Watkinsville, Ga.	INF	317
Coleman Lewis	Lake Park, Ga.	OF	214
Dominic Stephenson	Marietta, Ga.	C/OF	152
Cooper Underwood	Acworth, Ga.	LHP	118
Jamie Vicens	Atlanta, Ga.	RHP	201
Charlie Willcox	Santa Rosa Beach, Fla.	RHP	73

• The 2024 freshman class was rated No. 2 in the nation and featured two players ranked in PG's National top-100: Drew Rogers (No. 23 prospect / No. 3 Catcher) and Alex Hernandez (No. 96 prospect / No. 8 3B).

**JACKETS FROM 2024 NO. 2 RECRUITING CLASS**

Name	Hometown	Position	PG National Ranking
Dimitri Angelakos	Woodstock, Ga.	RHP	---
Will Baker	Upper Coomera, Queensland, Australia	INF	---
Jackson Blakely	Thomaston, Ga.	RHP	---
Caleb Daniel	Cartersville, Ga.	UTL	187
Riley Hasenstab	Duluth, Ga.	RHP	---
Alex Hernandez	Cumming, Ga.	RHP/INF	96
Adam McKelvey	Roswell, Ga.	LHP	---
Drew Rogers	Tempe, Ariz.	C	23

**JACKETS FROM 2023 NO. 5 RECRUITING CLASS**

Name	Hometown	Position	PG National Ranking
Drew Burress	Houston County, Ga.	OF	18
Nathanael Coupet	Boynton Beach, Fla.	C	494
Carson Kerce	Marietta, Ga.	INF	334
Vahn Lackey	Suwanee, Ga.	C	---
Tate McKee	Kennesaw, Ga.	RHP	123
Tyler Neises	Dalton, Ga.	INF	---

**JACKETS FROM 2022 NO. 3 RECRUITING CLASS**

Name	Hometown	Position
Parker Brosius	Suwanee, Ga.	OF
Caden Gaudette	Alpharetta, Ga.	RHP
Carson Ballard	Alpharetta, Ga.	RHP

**PRODUCTION FROM THE PORTAL**

• Georgia Tech's lifeblood lies in high school recruiting but in modern college baseball, portal pickups have become a necessity and Tech has used it to collect key pieces of what the college baseball world believes is a national championship caliber roster in 2026.

**JACKETS FROM THE TRANSFER PORTAL**

Name	Position	Year at Tech	Past School
Jarren Advincula	INF	1st	California
Brett Barfield	LHP	3rd	Florida St
Cade Brown	INF	1st	Georgia
Porter Buursema	RHP	2nd	Georgia Southern
Kayden Campbell	LHP	2nd	Louisville
Jake Lankie	RHP	2nd	Georgia
Dylan Loy	LHP	1st	Tennessee
Mason Patel	RHP	3rd	Georgia St
Kent Schmidt	INF	2nd	Georgia Southern
Justin Shadek	RHP	1st	Rutgers
Caden Spivey	RHP	2nd	Notre Dame
Ryan Zuckerman	INF	1st	Pitt

**CARDIAC JACKETS**

• Since James Ramsey joined the Jackets, in 2019, Tech is 46-27 (.630 winning pct.) in one-run games.

• Earlier this season, vs. Wake Forest, the Jackets won a pair of one-run contests, 6-5, erasing deficits of 4-1 and 5-4 in each game.

**GT BASEBALL RECORD IN 1-RUN GAMES - SINCE 2002**

Year	Record	Pct.
2026	5-0	1.000
2025	7-4	.636
2024	4-3	.571
2023	4-6	.400
2022	6-3	.667
2021	8-4	.667
2020	2-2	.500
2019	10-5	.667
2018	4-5	.444
2017	3-9	.250
2016	8-5	.615
2015	9-3	.750
2014	8-10	.444
2013	8-6	.571
2012	9-7	.563
2011	5-5	.500
2010	5-2	.714
2009	7-3	.700
2008	9-4	.692
2007	5-5	.500
2006	9-6	.600
2005	9-9	.500
2004	10-5	.667
2003	7-4	.636
2002	10-3	.769
<b>TOTAL</b>	<b>168-118</b>	<b>.587</b>

**RAMMER TIME - A NEW ERA OF TECH BASEBALL**

• 2026 is the first season for new Head Coach **James Ramsey** who had been serving as an assistant coach for the past seven seasons.

• Since Ramsey took over coaching the offense in 2019, Georgia Tech leads the ACC in batting average (.314), OPS (.938), OBP (.416), slugging (.522), hits (4,585), doubles (925), runs (3,464) and SAC Flies (234), they are second in triples (96) and RBI (3,200) and HR (652).

• Ramsey takes over for the legendary head coach, and Hall of Famer, **Danny Hall**, who retired after his 32nd season in 2025 with the ninth-most wins in college baseball history - 1,452

• This is the first time GT has had a new head coach since Hall took over in 1994, leading the Yellow Jackets to the College World Series final on the backs of three 1st round picks: Nomar Garciaparra, Jason Varitek & Jay Payton.

• This season, Ramsey takes over a team with similar expectations and possibly more 1st round picks. Drew Burress is considered the top outfielder in the upcoming draft along with Vahn Lackey, the top catcher in the class. Jarren Advincula, Carson Kerce and Alex Hernandez are all listed as Top 150 prospects with a chance to work their way into the first round this season.

**Returning the Culture**

• Georgia Tech baseball returns eight of the nine players from the starting lineup of the opening game of the Oxford Regional last season: CF Drew Burress, 1B Kent Schmidt, RF Alex Hernandez, C Vahn Lackey, LF Caleb Daniel, 3B Carson Kerce, 2B Will Baker and DH Drew Rogers.

• The Jackets return 11 hitters from last years team, returning 519 hits (82%), 119 doubles (80%), nine triples (75%) 72 home runs (77%) and 375 RBI (80%).

• They return the 2025 team-leaders in batting average (Kent Schmidt - .397), slugging pct. (Drew Burress - .693), on-base pct. (Drew Burress - .469), runs scored (Drew Burress - 77), hits (Vahn Lackey and Alex Hernandez - 77), RBI (Alex Hernandez - 69), doubles (Drew Burress - 23) and home runs (Drew Burress - 19)

• Alex Hernandez was named 2025 ACC Freshman of the Year, giving Tech back-to-back ACC Freshman of the Year after Drew Burress took home the award in 2024. Georgia Tech was already the only program in conference history to win the award in back-to-back seasons after doing so in 1991 (Jason Varitek) and 1992 (Nomar Garciaparra) - now having done so twice.

• Hernandez became the 7th Yellow Jacket to win Freshman of the Year, joining GT legends Drew Burress (2024), Matt Wieters (2005), Micah Owings (2003), Mark Teixeira (1999), Nomar Garciaparra (1992), and Jason Varitek (1991).

• He earned the award after setting a Georgia Tech freshman record with 69 RBI.

• Georgia Tech is tied with North Carolina for the most freshman of the year awards in ACC history. Since the conference first began awarding them back in 1991, GT and UNC are the only programs with more than five.

• Burress earned his ACC FOTY award and the National Freshman of the Year honor after slugging .821 in 2024- the highest single season slugging percentage in program history, with a minimum of 200 at bats. It was the 4th highest slugging percentage in a single season by a Yellow Jacket, the best since 1926 and the first .800+ slugging season in 45 years (Tommy Thompson (.811) – 1979).

**HIGHEST SLUG % - SINGLE SEASON - GT HISTORY**

Name	TB-AB	Slugging %	Season
1. Tom Angley	93-100	.930	1926
2. Bobby Reeves	97-109	.890	1926
3. Doug Wycoff	81-98	.827	1926
<b>4. Drew Burress</b>	<b>179-218</b>	<b>.821</b>	<b>2024</b>
5. Tom Angley	68-83	.819	1925
6. Tommy Thompson	103-127	.811	1979
7. Jason Varitek	182-228	.798	1993
8. Nomar Garciaparra	213-274	.777	1994
9. Mark Teixeira	186-241	.772	2000
10. Riccardo Ingram	179-237	.755	1987

• Tech led the nation in doubles last season (149) and return 119 of those to the lineup this year, while adding in Jarren Advincula (17) & Ryan Zuckerman (16).

• The Jackets were the only Power 4 team with three players at 20+ doubles last year: Burress (23), Kyle Lodise (20) & Carson Kerce (20)

• Tech also returns 60 % of its innings pitched from 2025, including Friday night starter Tate McKee and National Stopper of the Year Finalist/NCBWA All-American, Mason Patel.

• The Jackets pitching staff delivered a 9.37 K/9 rate last season, the third highest in program history.

**2025 REGULAR SEASON ACC CHAMPIONS**

• The Yellow Jackets won their 10th ACC regular season championship with an ACC leading 19 wins in conference play.

• It was the first outright Atlantic Coast Conference regular-season championship in 20 years: 1987, 1993, 1997, 2000, 2004, 2005, 2011 and now 2025 (Divisional titles in 2019 and 2021).

• In true #CardiacJackets form, the team clinched the regular season title on the final day of conference play, with an 8-2 victory at Duke in which Drew Burress went 4-for-4 in the win, reaching base five times with a single, two doubles, a home run and a hit-by-pitch for his 5th-career four-hit game and his second of the weekend.

• GT pitching held opponents to 8.84 hits-per-nine innings this year, the lowest mark in over a decade (8.43 in 2014).

• Vahn Lackey was named a semifinalist for the Buster Posey National Collegiate Catcher of the Year award. Georgia Tech is one of three programs with multiple Buster Posey Award winners (Kevin Parada in 2022 and Joey Bart in 2018), alongside Florida State and Southern California.

• Mason Patel became the first finalist for the National Stopper of the Year award in program history, after becoming the first Yellow Jacket in program history to win 11 games without making a single start. His 11 wins last year was the 13th-most in a single season in GT history, most since Kyle Bakker posted 13 wins in 2002.

**THE JACKETS RAKE WITH RAMSEY**

• Since Ramsey took over coaching the offense in 2019, Georgia Tech leads the ACC in batting average (.314), OPS (.938), OBP (.416), slugging (.522), hits (4,585), doubles (925), runs (3,464) and SAC Flies (234), they are second in triples (96) and RBI (3,200) and HR (652).

• Over Ramsey's tenure, the Georgia Tech offense has led the nation in multiple categories and have been the class of the ACC - one of the nations most difficult conferences.

**GEORGIA TECH — 2025 FINAL NAT'L/ACC RANKS**

Category	No.	D1 Rank	ACC Rank
Doubles	149	1st	1st
SAC Flies	40	1st	1st
Doubles per game	2.48	7th	1st
Slugging %	.540	11th	2nd
Batting Average	.315	12th	1st
Runs	506	22nd	4th
Hits	632	25th	3rd
Scoring	8.4	26th	2nd
On-Base %	.416	28th	3rd
Home Runs	93	30th	4th

**GEORGIA TECH — 2024 FINAL NAT'L/ACC RANKS**

Category	No.	D1 Rank	ACC Rank
Base on Balls	360	10th	3rd
On-Base Percentage	.420	17th	2nd
Batting Average	.305	29th	6th
Slugging Percentage	.516	30th	7th

**GEORGIA TECH — 2023 FINAL NAT'L/ACC RANKS**

Category	No.	D1 Rank	ACC Rank
Doubles/Game	2.49	3rd	2nd
Average	.323	4th	2nd
Doubles	142	10th	2nd
Slugging percentage	.538	11th	1st
On-base percentage	.416	15th	3rd

**GEORGIA TECH — 2022 FINAL NAT'L/ACC RANKS**

Category	No.	D1 Rank	ACC Rank
Runs per game	9.4	3rd	1st
Average	.327	1st	1st
On-base percentage	.419	6th	2nd
Slugging percentage	.551	5th	2nd
Home runs	115	10th	3rd

**GEORGIA TECH — 2021 FINAL NAT'L/ACC RANKS**

Category	No.	D1 Rank	ACC Rank
Doubles	127	8th	1st
Hits	566	25th	2nd
Home Runs	73	27th	5th

**GEORGIA TECH — 2020 FINAL NAT'L/ACC RANKS**

Category	No.	D1 Rank	ACC Rank
SAC Flies	14	3rd	1st
Doubles	35	28th	7th

\* 2020 season cut short after 16 games

**GEORGIA TECH — 2019 FINAL NAT'L/ACC RANKS**

Category	No.	D1 Rank	ACC Rank
SAC Flies	41	4th	1st
Walks	357	7th	3rd
Batting Average	.297	22nd	1st
On-Base %	.406	11th	1st
Runs	464	16th	3rd
Scoring	7.5	16th	3rd
Hits	635	17th	2nd
Slugging %	.459	27th	3rd

**Party Like it's 1994**

• 2026 is shaping up to be a special season, with more than a few similarities to the greatest season in program history, in 1994, when Tech reached its only CWS final.

• The Jackets are playing their first season under Head Coach James Ramsey, the last time GT was playing under a new head coach was 1994 when Danny Hall took over for Jim Morris after Morris left in November of 1993.

• Tech entered the 1994 season with lofty expectations, being ranked No. 1 in the Baseball America and USA Today preseason polls. This season, the Jackets were ranked as high as No. 2 in the nation by Perfect Game.

• The Jackets were led by three first-round picks: Nomar Garciaparra (No. 12), Jason Varitek (No. 14) and Jay Payton (No. 29). In 2026, three Jackets were ranked as first-round picks by MLB Pipeline: Vahn Lackey (No. 3), Drew Burress (No. 8) and Jarren Advincula (No. 31).

• Varitek entered the season chasing the program record for home runs (held by Andy Bruce at the time) and would surpass that on the way to Omaha. This season, Drew Burress entered the year 13 homers away from tying Varitek's record and is one homer away from breaking it.

• Payton delivered an incredible season, setting the program record with 27 doubles. This season, Carson Kerce is one double away from breaking that record, also with 27.

**HITTING**
**LIVING UP TO EXPECTATIONS IN 2026**

- The Yellow Jackets offense entered the 2026 season with as lofty of expectation as you can imagine, being lauded as "the best position player group... and it's not even close," by D1 Baseball's Aaron Fitt. Additionally, D1 Baseball's Bradley Smart gushed over the talent in the Tech lineup when he said, "This position player group has a chance to be the best in the country. Full Stop."
- Through 50 games, the Jackets have lived up to the hype, exploding for a Power 4 BBCOR era record 531 runs against Bowling Green (50), Georgia Southern (38), Stony Brook (51), Georgia State (8), Northwestern (44), Virginia Tech (36), West Georgia (14), Clemson (28), Auburn (15), Pitt (32), NC State (19), California (33), Kennesaw State (11), Florida State (29), North Carolina (11), Georgia (15), Wake Forest (26), Xavier (25) and Duke (39).
- 531 runs through the first 50 games of the season is the most in the program's 131-year history & the + 291 margin of victory is also the largest in program history.
- Tech has scored 10 or more runs in 29 of its 50 games this season (58% of games).
- The Jackets are the only Power 4 team, and one of only five programs in the BBCOR era to record this many runs through the first 13 weekends of a regular season. (High Point (2025), Austin Peay (2024), New Mexico State (2019) and Tennessee Tech (2018)).
- GT holds the Power 4 BBCOR era record for the highest batting average (.360), on-base percentage (.470) and the most runs (531) through 13 weeks.
- The 50 runs against BGSU were the most Tech has ever scored over an opening weekend series.
- The 50-11 overall score was the largest margin of victory (39) for a three-game series since Tech swept Western Carolina by a 47-run margin back in 2019.
- The 27 run outburst in the second game of the series vs. Bowling Green is tied for the most runs scored by GT in a single game since 1994 – Danny Hall's first year with Georgia Tech, and the year the Yellow Jackets finished runners-up at the College World Series.
- The Jackets went on to win their three non-conference weekend series by at least a 30-run margin: +39 vs. BGSU, +33 vs. Stony Brook and +32 vs. Northwestern.
- 25 runs at Georgia Southern are the most GT has ever scored in the series' 145 game history, while the 24-run victory was the largest margin of victory in the BBCOR era (since 2011) and the largest since defeating Virginia Tech by 25 runs on May 14, 2005 (27-2).
- Tech delivered its third 20+ run game of the season on Sunday against Stony Brook (Feb. 22). It was the third 20-run game of the season, matching the BBCOR era record for a single season and the most, overall, since 2010.
- GT smashed Virginia Tech 16-1 in its ACC opener, the most in an ACC opener since scoring 25 against Maryland in 1995.
- The 15-run margin of victory is the most in Tech has had an ACC game since beating Clemson, 18-2, last year. They matched that 15-run margin earlier this month, defeating Cal 17-2 (7) in that series opener.

- Tech would go on to defeat Cal 33-7 over the series, the largest margin of victory in an ACC series since 2011.
- GT set a program record with three straight run-rule victories over Power 4 competition: 10-0 (8) vs. No. 14 NC State / 13-3 (8) vs. No. 11 Auburn / 17-2 (7) at Cal.
- The 13-3 (8) win over No. 11 Auburn was played in front of the largest midweek crowd in Mac Nease Baseball Park history (4,033). It was the first game decided by run-rule in program history against an SEC team, giving Tech a 1-0 record vs. the SEC in games decided by a run-rule.
- The 13 runs scored were the most Tech has put up on an SEC opponent since scoring 13 against Georgia in 2013 and the most runs Tech has scored against Auburn since scoring 20 against them back in 2004.
- Tech scored 29 runs in a series sweep over No. 5 Florida State winning the series 29-9 overall, the largest score differential in a series against the Seminoles in program history.
- The Florida State series was the first sold-out series in program history, with a record 12,585 fans in attendance.
- After dropping its first series of the season at No. 3 North Carolina, the Jackets bounced back with a 14-4 (7) run-rule victory over their arch rivals, No. 5 Georgia.
- The 14 runs were the most Tech has scored against Georgia since hanging 15 runs on them back in 2011.
- Tech has now won back-to-back games over SEC opponents via run-rule: 13-3 (8) vs. No. 11 Auburn and 14-4 (7) over Georgia, averaging 1.9 runs per inning in those contests.
- For the season, the Jackets are outscoring SEC opponents 29-17 across three games, an average of 9.67 runs/game.
- The Jacket offense was called upon to erase a 10-0 deficit vs. Wake Forest. After falling behind by 10 runs, Tech was forced to endure an 87 minute rain delay, when the delay ended the Jackets scored 14 of the next 15 runs, taking the lead in the seventh inning thanks to a five-run inning. It was the largest comeback by any Tech team in the 21st century.
- The Jackets scored 39 runs in the series against Duke, the most in an ACC series since scoring 40 at Pitt in 2022.

**DOMINATING THE COUNTRY'S BEST**

- For the first time in program history, the Jackets have won 11 games over Top 15 ranked opponents.
- The Jackets have played just under half of their total games against Top 15 teams (11-4) and are coming off a stretch of 7 of their last 8 games against Top 5 teams, where they went 5-2 with two run-rule victories.

Opponent	Date	Score
at No. 8 Clemson	March 12	W, 10-0 (7)
at No. 8 Clemson	March 13	W, 9-3
at No. 8 Clemson	March 14	L, 7-13
at No. 4 Auburn	March 17	L, 2-9
vs. No. 14 NC State	March 27	W, 3-1
vs. No. 14 NC State	March 28	W, 6-4
vs. No. 14 NC State	March 29	W, 10-0 (8)
vs. No. 11 Auburn	March 31	W, 13-3 (8)
vs. No. 5 Florida State	April 9	W, 4-3
vs. No. 5 Florida State	April 10	W, 8-3
vs. No. 5 Florida State	April 11	W, 17-3 (7)
at No. 3 North Carolina	April 17	L, 2-5
at No. 3 North Carolina	April 18	L, 4-14 (8)
at No. 3 North Carolina	April 19	W, 5-2
vs. No. 5 Georgia	April 21	W, 14-4 (7)

- The Jackets have won five of the games against Top 15 teams via mercy-rule and are outscoring their opponents 114-67.
- Drew Burress has been excellent in these games, posting a .344 / .444 / .574 slash line while leading the team in runs scored (20) and RBI (15) - tied with Advincula and Kerce for the RBI lead.
- Another key factor in the Jackets success over Top 15 teams has come from the bullpen. Tech is outscoring its Top 15 opponents 43-11 the from the 6th inning on, thanks to a 3.05 bullpen ERA. Mason Patel has delivered 10.1 scoreless innings out of the bullpen along with 12.1 innings and a 2.92 ERA from Caden Gaudette.
- Tech won the series opener of its first nine series this season for the first time in program history.
- Georgia Tech has been dominant in series openers this season, winning 10 out of 12 by a combined score of 115-47, including four run-rule victories: 17-3 (7) vs. Northwestern / 16-1 (7) vs. Virginia Tech, 10-0 (7) at No. 8 Clemson and 17-2 (7) at California.
- Tech is outscoring opponents 69-26 in its eight ACC series openers, an average of 8.6 runs for & 3.25 against.

**SETTING THE TONE IN THE SERIES**

- A major factor in the Jackets' incredible series starts has been the starting pitcher, Tate McKee. He has made 28 consecutive series opening starts, leading GT to a 22-6 record in those games, including a string of 12 straight wins from May 15, 2025- April 17, 2026
- McKee is the only pitcher in Division I to have started every series opener for his team since the start of 2025.

**NO LEAD IS SAFE AGAINST GEORGIA TECH**

- The Jackets are a remarkable 16-5 this season when their opponent scores first, overcoming leads of as many as 10 runs (vs. Wake Forest on April 25) proving that no lead is safe against the Yellow Jackets.
- In the 21 games in which Tech has surrendered the first run, GT has a 4.5 margin of victory (218-123). That margin of victory when the opponent scores first would be the 4th highest margin in the nation for all games.

Opponent	Date	Deficit	Result
Bowling Green	Feb 14	0-2	W, 27-4
Stony Brook	Feb. 20	0-3	W, 10-5 (7)
Northwestern	Feb. 27	0-2	W, 17-3 (7)
Northwestern	March 1	0-4	W, 14-6
Virginia Tech	March 8	0-2	L, 6-9
at No. 8 Clemson	March 14	0-2	L, 7-13
No. 11 Auburn	March 31	0-3	W, 13-3 (8)
Kennesaw State	April 7	0-3	W, 11-4
No. 5 Florida State	April 9	0-3	W, 4-3
No. 5 Florida State	April 10	0-1	W, 8-3
No. 5 Florida State	April 11	0-1	W, 17-3 (7)
Georgia Southern	April 14	0-4	W, 13-9
at No. 3 North Carolina	April 17	0-5	L, 2-5
at No. 3 North Carolina	April 18	0-7	L, 4-14 (8)
vs. No. 5 Georgia	April 21	0-2	W, 14-4 (7)
Wake Forest	April 24	0-3	W, 6-5
Wake Forest	April 25	0-10	W, 14-11
Wake Forest	April 26	0-1	W, 6-5
Xavier	May 1	0-3	L, 4-8 (10)
Xavier	May 2	0-1	W, 7-5
Duke	May 10	0-1	14-1 (7)

**GENERATIONAL OFFENSE**

- The Yellow Jackets enter the final week of the season as the best offense in the country and the best offense in modern college baseball history. In the 16 seasons of the BBCOR era, the 2026 Yellow Jackets have produced the best batting average (.360), on-base percentage (.470) and the most runs (531) of any Power Conference team after 13 weeks in the BBCOR era.
- The 2026 offense is currently on pace to set program records in batting average (.360 – record is .347), on-base percentage (.470 – record is .434), slugging percentage (.630 – record is .575) and runs-per-game (10.6 – record is 10.3).
- Tech leads Division I in six standard statistical categories: batting average (.360), on-base percentage (.470), slugging percentage (.630), OPS (1.100), hits (624) and runs (531) and are Top 5 in multiple others: doubles (3rd – 129), walks (4th – 321) and home runs (5th – 105).
- The Jackets also lead Division I in five advanced stats: BABIP (.407) WOBAs (.488) WRC (514) WRAAs (179) and WRC+ (153).
- The Jackets are the only team with an OPS over 1.075 (1.100) leading by .027 over the next closest team (Georgia - 1.073).
- Tech is the only team in Division I with an OBP over .450 - .022 points ahead of the next best team: Miami (OH) (.448) and .025 points higher than the closest Power 4 team: Georgia (.445).
- The Jackets are the only team in the nation to be averaging double-digit runs per game this season (10.6), nearly a full run-per-game more than 2nd place (Georgia – 9.7). A power conference team has not averaged double-digit runs per game over a full season since Arizona State in 2003 – 23 years ago.
- GT is winning games at a 5.8 average margin, a full run more than the next closest team (UCLA - 4.8).
- Tech leads the nation with 8 regular starters posting an OPS over 1.000
- The Jackets are at their most dangerous with two outs, delivering 200 2-out RBI this season - 40.7% of all runs driven in.

**GEORGIA TECH — 2026 NAT'L/ACC RANKS**

Category	No.	D1 Rank	ACC Rank
OPS	1.100	1	1
Batting Average	.360	1	1
Hits	624	1	1
On-Base %	.470	1	1
Slugging %	.630	1	1
Runs	531	1	1
Scoring (Runs/Game)	10.6	1	1
BABIP	.407	1	1
WOBAs	.488	1	1
WRC+	153	1	1
WRC	514	1	1
WRAAs	179	1	1
Doubles	129	3	1
Doubles/Game	2.58	3	1
Walks	321	4	2
Home Runs	105	5	1
HR/Game	2.10	5	1

- Earlier this season, vs. West Georgia on March 10, junior Vahn Lackey made GT history by becoming the first player in recorded history to play eight different defensive positions in a single game, every position but pitcher. He went 3-for-4 at the plate, finishing a single shy of the cycle to earn ACC Player of the Week and Perfect Game National Player of the Week honors.
- Drew Burress has hit home runs in each of his last four games and six of his last eight. Last game, he tied the Georgia Tech program record with his 57th career home run, tying the record set by Jason Varitek from 1991-94.
- He has been the best hitter in college baseball over the second half of the season (since March 28), leading the team in batting average (.472), runs (40), hits (51), triples (2 – tied with Advincula), extra-base hits (20), RBI (35), slugging (.824), on-base percentage (.536) and OPS (1.360) over the last 25 games.
- Burress leads the ACC with 69 runs scored, bringing his career total to 219, the ninth most in program history and three away from cracking the Top 5.
- Burress has landed himself on the program leaderboard in: HRs (T-1st – 57), slugging % (2nd – .731), doubles (8th – 56), runs (9th – 219), total bases (7th – 463), batting average (17th – .362) and RBI (14th – 182).
- Burress was named Perfect Game National Player of the Week today, Tech's third national player of the week this season, along with Vahn Lackey and Jarren Advincula.
- Carson Kerce has tied the program record with 27 doubles this season, a record held by Jay Payton (1994) for 32 years. He leads all of Power 4 in doubles and is nine away from the ACC record, held by FSU's Jeremy Morris (1996).
- Kerce has hit 52 doubles over his GT career, tied for the 17th most in program history and two shy of the Top 10.
- Jarren Advincula leads the nation with 90 hits this season, averaging 1.8 per game. He enters the week eight hits shy of the GT BBCOR era record (98 hits by Kyle Wren in 2013) and is on pace to own Tech's first 100 hit season since Wes Hodges (106) and Tyler Green (100) back in 2005.
- He is batting .431 for the season, the highest batting average in Power 4 and the 7th best batting average for a single season in program history (3rd best among those with more than 200 ABs – Jay Payton (.434 in 1994) and Chandler Simpson (.433 in 2022).
- Ryan Zuckerman has hit 20 home runs this season, the second most in the ACC. He becomes the 16th Yellow Jacket in program history to record a 20-homer season, in a seven-way tie for 11th on the single season list. He is now six home runs shy of the program record (26), set by Kevin Parada in 2022.
- The Jackets have four players batting at least .375, no other program has more than two: Advincula (.431 – 2nd in the nation), Kerce (.386), Lackey (.380) and Burress (.375).
- Tech's .360 team batting average is higher than the individual team leader of nearly two-thirds of Division I teams (205 teams – 66.56% of DI).
- Tech is tied for the nation's lead with three players at 18+ doubles: Kerce (27 – the most in the Power 4), Burress (18) and Baker (18) – tied with Texas Tech.

- GT is the only program to have seven players with an OBP over .470, no other program has more than four: Advincula (.506), Lackey (.500), Schmidt (.487), Burress (.484), Hernandez (.483), Baker (.474) and Kerce (.470).
- The Jackets have five players with at least 55 runs scored, no other program has more than three: Burress (69 – the most in the ACC), Lackey (62), Advincula (57), Baker (55) and Zuckerman (55).
- GT has four of the Top 15 players in the nation in WAR, no other program has more than two: Zuckerman (4.23), Lackey (4.08), Advincula (leads all 2B – 3.99), Burress (leads all CF – 3.86).

**2026 NAT'L/ACC RANKS - INDIVIDUAL**

Player	Category	No.	D1 Rank	ACC Rank
Jarren Advincula	Hits	84	1	1
Carson Kerce	Doubles	27	2	1
Jarren Advincula	Avg.	.431	2	1
Drew Burress	Runs	69	7	1
Drew Burress	Hits	78	12	2
Ryan Zuckerman	HR	20	14	2
Ryan Zuckerman	RBI	65	15	2
Jarren Advincula	Toughest to Strikeout	13.9 K/AB	19	2
Ryan Zuckerman	Slugging %	.754	19	3
Vahn Lackey	Runs	62	20	3
Drew Burress	Total Bases	141	21	2
Kent Schmidt	BB/Game	0.98	21	4
Jarren Advincula	OBP	.506	22	3
Carson Kerce	Avg.	.386	23	3

**STREAKS**

- The Jackets hold a number of hitting and on-base streaks this season

**Active Hitting Streaks - GT Baseball**

Name	Hit Streak	Since	Longest
Jarren Advincula	18 games	April 9	Same
Drew Burress	13 games	April 18	Same
Carson Kerce	9 games	April 25	Same
Vahn Lackey	7 games	April 28	11
Alex Hernandez	4 games	May 3	7

- Drew Burress has delivered multiple hits in 11 of his last 12 games since April 19.

- Advincula is two games shy of holding just the 16th 20-game hit streak in program history. The longest hit streak ever recorded at Tech in the BBCOR era belongs to Kel Johnson (22 games in 2016).

**Active On-Base Streaks - GT Baseball**

Name	On Base Streak	Since	Longest
Jarren Advincula	18 games	April 9	24
Kent Schmidt	14 games	April 17	26
Drew Burress	13 games	April 18	56
Carson Kerce	13 games	April 18	18
Vahn Lackey	12 games	April 19	30
Alex Hernandez	4 games	May 3	17
Ryan Zuckerman	4 games	May 3	20
Parker Brosius	4 games	May 3	13

- Drew Burress held a 56 game on-base streak from April 28, 2024 - April 19, 2025 - the 5th longest on-base streak in program history, and the longest since 2007.

**Longest On-Base Streaks - GT Baseball History**

Name	Started	Ended	Streak
Danny Payne	2006	2007	80
Scott Jordan	1984	1985	79
Jason Varitek	1993	1994	65
Mark Teixeira	2000	2001	58
Richard Lewis	2000	2001	56
<i>Drew Burress</i>	<i>April 28, 2024</i>	<i>April 19, 2025</i>	<i>56</i>

- Earlier this season, Vahn Lackey set a career high with an 11 game hit streak.
- Will Baker saw his career-long hit streak (9) snapped last weekend, vs. Duke.
- Advincula has gotten a hit in 33 of his last 34 games, currently in the midst of a career best 18 game hitting streak on the back of a 15 game hitting streak.
- Kent Schmidt set a career high with a 26 game on-base streak that extended back into 2025.
- Alex Hernandez held a 34 game on-base streak, reaching base in the first 31 games he played in 2026. It was the longest on-base streak since Burress' 56 game streak across 2024-25.

**Last Friday: GT 10 - Duke 9 (10)**

- The Jackets improve to 40-8, reaching 40 wins in only 48 games for the first time in program history.
- The Jackets have secured back-to-back 40-win seasons for the first time since 2010/2011 (15 years).
- The Jackets are the fastest to 20 ACC wins in program history as well, doing so one game fewer than the previous record (20-6) back in 2005.
- This was the fifth game of the season with at least five home runs and just the second in ACC play (six homers vs. Virginia Tech – March 7).
- Junior Drew Burress extended his hit streak to 11 games, going 2-for-5 with a home run and two RBI, including the game-winner in the 10th.
- He hit his 55th career home run and his 11th of the season, tying Tony Plagman (2007-10) for the 3rd most home runs in program history, one away from tying J.J. Thomas (1995-97) for 2nd and just two away from the program record (57) held by Jason Varitek (1991-94).
- This was his 25th multi-hit game of the season, the second most on the team behind Advincula.
- This was his third-career walk-off and his first of 2026, he delivered a walk-off grand slam and a walk-off single last season, vs. Old Dominion (Feb. 15) and vs. Cal (April 12) respectively.
- He accomplished all of this on the same day that he graduated from Georgia Tech with a degree in Business Administration, earning his degree in just three years.
- Junior Jarren Advincula extended his hitting streak to a career best 16 games, going 3-for-5 with three singles and a run scored.
- This was his team-leading 30th multi-hit game of the season.

- Junior Ryan Zuckerman connected for his 19th home run of the season in the fourth inning, a two-run shot. He is now in a three-way tie for the 17th most home runs ever hit in a single season at GT, tied with Jeff Distasio (1986) and Drew Burress (2025).

- Zuckerman finished with two RBI today, bringing his season total to a team-high 60, becoming the first Yellow Jacket to reach 60 RBI this year.

- Junior Carson Kerce brought his hit streak to seven games with a 2-for-6 game, hitting a solo home run in the fourth inning before connecting for a leadoff triple in the 10th and eventually scoring the game-winning run off Burress' SAC fly.

- This was Kerce's 24th multi hit game of the season, the third most on the team, giving him multiple hits in half of Tech's games this year.

- He launched his sixth homer of the season and the 12th of his career. Kerce has now matched his previous career total for home runs over his first two seasons (six in 110 games as a freshman and sophomore).

- Junior Vahn Lackey went 1-for-4 with a solo home run. He is up to 55 RBI this season, just two away from matching his previous career total from his first two seasons (57).

- He launched his 13th home run of the season, the second most on the team behind Zuckerman.

- Senior Parker Brosius tied the game with a solo home run in the seventh inning. It was his fourth homer of the season, one more than his career total from his first three seasons on The Flats. He graduated earlier in the day with a degree in Business Administration.

- Sophomore Will Baker extended his hitting streak to a career best nine games, going 2-for-4 with a pair of runs scored.

**Last Saturday: GT 15 - Duke 2 (7)**

- The Jackets have secured 12 series victories, tied with 2011 for the most ever recorded in a single season.
- Tech improves to 9-0 when playing in front of a sold-out crowd, at home, this season, winning by a combined score of 100-36.
- GT stole six bases tonight, a new season high, it was the most stolen bases accomplished against an ACC opponent since swiping six vs. Duke back in 2004 (22 years ago).
- Junior Drew Burress extended his hit streak to a career-best 12 games, going 2-for-3 with a home run, three RBI and three runs scored. He has now recorded multiple hits in 10 of his last 11 games dating back to April 19 and multiple extra-base hits in four of his last eight.
- He hit his 56th career home run and his 12th of the season, tying J.J. Thomas (1995-97) for the 2nd most in program history and standing just one away from the program record (57) held by Jason Varitek (1991-94).
- He has hit home runs in each of his last three games and five of his last seven. It is the first time in his illustrious career that he has hit a home run in three straight games.
- This was his 26th multi-hit game of the season, the second most on the team behind Advincula.
- This was his 10th game of the season with three or more runs scored and his 21st game with multiple runs scored, the most on the team.

- Junior Jarren Advincula extended his hitting streak to a career best 17 games, going 2-for-2 with two singles, two walks, two stolen bases and a career high four run scored.

- This was his team-leading 31st multi-hit game of the season.

- He scored four runs for the first time in his career, becoming the fourth Yellow Jacket to record a four-run game this season, along with Burress (twice), Vahn Lackey and Ryan Zuckerman (twice).

- He has recorded multiple stolen bases in consecutive games for the first time in his career, swiping a pair of bags in both games of this series.

- Junior Ryan Zuckerman connected for his 20th home run of the season, a grand slam in the fourth inning – his first as a Yellow Jacket. He is the 16th Yellow Jacket in program history to record a 20 home run season, in a seven-way tie for 11th on the single season list. He is now six home runs shy of the program record (26), set by Kevin Parada in 2022.

- Zuckerman matched his career high with five RBI, bringing his season total to a team-high 65.

- Junior Carson Kerce brought his hit streak to eight games with a 1-for-4 game, including his 26th double of the season, tying Nomar Garciaparra for the 2nd most ever recorded by a Yellow Jacket. He is one double away from tying Jay Payton for the program record (27), set back in 1994.

- Sophomore Alex Hernandez launched the Jackets third home run of the fourth inning, connecting for his eighth of the season. This was his second game back from a nagging injury that saw him miss five games.

- It was his 24th career home run, a two-run shot, resulting in his 10th multi-RBI game of the season.

- Junior Vahn Lackey went 2-for-2 with two RBI, two runs, two stolen bases and a hit-by-pitch. He is up to 57 RBI this season, matching his previous career total from his first two seasons (57).

- Lackey has scored 61 runs this year, two more than his career total over his freshman and sophomore seasons. He joins Burress in the 60-run club this year.

**Last Sunday: GT 14 - Duke 1 (7)**

- The Yellow Jackets have swept four-straight home ACC series for the first time in program history.
- The Jackets finish with a 14-1 ACC record at home, tied with the 2005 season for the best home record in conference play in program history.
- This is the 9th time Georgia Tech has won at least 42 regular season games in program history, joining 2010, 2006, 2002, 2000, 1997, 1993, 1990 and 1987. The program record (47 wins in 1987) is unattainable this season due to playing four fewer games.
- GT won its 22nd ACC game of the year, tied with the 2005 and 2011 for the most in program history.
- Tech is now 30-3 at home, the best home record since 2002.
- The Jackets scored 39 runs this series, the most in an ACC series since scoring 40 at Pitt in 2022.
- Tech batters struck out just once today while drawing nine walks, bringing their series total to 12 strikeouts and 27 walks.

- Tech scored five runs in the first inning, marking the 33rd time GT has scored at least five runs in an inning (8.38% of all innings).
- GT stole four bases, for a series total of 14 (going 14-for-14 in stolen base attempts). It's the most stolen bases without being caught in a single series since at least the turn of the century.
- 28% of Tech's stolen bases this season occurred during this weekend's series.
- Junior Drew Burress extended his hit streak to a career-best 13 games, going 2-for-4 with a home run, three RBI and two runs scored. He has now recorded multiple hits in 11 of his last 12 games dating back to April 19.
- He hit his 57th career home run and his 13th of the season, tying Jason Varitek (1991-94) for the most home runs in program history.
- He has hit home runs in each of his last four games and six of his last eight. It is the first time in his illustrious career that he has hit a home run in four straight games.
- Burress has been on a tear in the second half of the season (since March 28), leading the team in batting average (.472), runs (40), hits (51), triples (2 – tied with Advincula), extra-base hits (20), RBI (35), slugging (.824), on-base percentage (.536) and OPS (1.360) over the last 25 games.
- Burress has now delivered 78 hits this season, the second most on the team behind only Advincula. He is on pace for 84 hits this season, which would be his career high.
- He has produced 53 RBI, bringing his career tally to 182, the 14th most in program history and two away from tying Brandon Hensley and J.J. Thomas for 12th.
- This was his 27th multi-hit game of the season, the second most on the team behind Advincula, and guaranteeing that Burress will record multiple hits in at least 50% of the regular season games this season.
- He has now scored an ACC-best 69 runs, bringing his career total to 219, the ninth most in program history and three away from cracking the Top 5.
- This was his 22nd game with multiple runs scored, the most on the team.
- Burress owns a 1.783 OPS since graduating from Georgia Tech in three years.
- Junior Carson Kerce brought his hit streak to nine games with a 4-for-5 showing, including his program record tying 27th double of the season, tying Jay Payton's record that has stood since 1994.
- He leads the team with 35 extra base hits (27 doubles (the most in Power 4), two triples and six home runs).
- This was his 2nd career four-hit game and first against an ACC opponent (also vs. Youngstown State – March 9, 2024). He has 25 multi-hit games this season, the third most on the team behind Advincula (31) and Burress (27).
- Senior Parker Brosius hit his first-career grand slam, giving Tech a 14-1 lead in the sixth inning. It was his 5th HR of the season and his 8th as a Yellow Jacket.
- He also added a SAC fly, giving him a career-high five RBI for the day and 24 this season.
- Junior Kent Schmidt hit his second grand slam of the season in the first inning. He would finish the day with two more walks, giving him three runs scored and four RBI for the day.
- He leads the team with 33 RBI in ACC play this season.

- His two walks gave him 41 for the season, the most on the team.
- Junior Jarren Advincula extended his hitting streak to a career best 18 games, going 1-for-3 with a singles, a walk, two stolen bases and a run scored.
- He leads Division I with 90 hits this season, averaging 1.8 hits per game, putting him on pace to be the first 100-hit player at GT since 2005 (Wes Hodges & Tyler Greene).
- His batting average now stands at .431 for the season, the highest in the ACC, Top 5 in the nation and the 7th highest in program history.
- He has recorded multiple stolen bases in three consecutive games for the first time in his career, swiping a pair of bags in all three games of this series. He leads the team with 16 stolen bases this season.
- He remains the toughest player to strike out in the ACC, only doing so once every 13.9 at bats this season. He has only struck out in 13 of the 50 games he's played as a Yellow Jacket.
- Junior Vahn Lackey went 2-for-3 with a run scored.
- He has scored 62 runs this year, three more than his career total over his freshman and sophomore seasons.
- Sophomore Alex Hernandez reached base in all four of his plate appearances, going 2-for-2 with two walks and two runs scored.
- This was his 16th multi-hit game of the season, bringing his average up to .364 for the season, amazingly just the fifth highest average on the team.
- Junior Ryan Zuckerman had an interesting day at the plate, going 0-for-1 but matching his season high with three walks.
- He would also steal two bases and score two runs, marking his first-career multi-steal game.

### CAREER WALK-OFF HITS

Player (Date)	Play	Inning	Final
Parker Brosius (3/8/24 vs. YSU)	2-RBI double	8th	15-5
Parker Brosius (4/2/24 vs. Presbyterian)	RBI bunt single	7th	9-8
Drew Burress (2/15/25 vs. ODU)	Grand Slam	9th	7-3
Alex Hernandez (3/2/25 vs. WMU)	2-run HR	7th	13-3
Drew Burress (4/12/25 vs. Cal)	RB Single	8th	15-5
Kent Schmidt (4/27/25 vs. UVA)	Solo HR	10th	7-6
Will Baker (2/14/26 vs. BGSU)	2-RBI double	7th	12-2
Vahn Lackey (2/21/26 vs. SBU)	1-RBI single	10th	6-5
Will Baker (2/28/26 vs. NU)	SAC Fly	7th	13-3
Jarren Advincula (3/29/26 vs. NCSU)	RBI Single	8th	10-0
Caleb Daniel (3/31/26 vs. Auburn)	Solo HR	8th	13-3
Drew Burress (5/8/26 vs. Duke)	SAC Fly	10th	10-9

### GAME-WINNING PLAYS

*Game-winning plays are ones that give Tech the lead or break a tie en route to win*

Game	Play	Inning	Final
BGSU	Daniel - ITP Home Run	3rd	11-5
BGSU	Hernandez - 3-run HR	3rd	27-4
BGSU	Lackey - RBI Single	1st	12-2
at GS	Schmidt - RBI Single	1st	25-1
SBU	Hernandez - 2-run HR	5th	14-5
SBU	Lackey - Solo HR	5th	10-5
SBU	<i>Lackey - RBI Single</i>	10th	6-5
SBU	Burress - Solo HR	1st	21-3
NU	Daniel - Solo HR	2nd	17-3
NU	Baker - 2 RBI single	2nd	13-3
NU	Zuckerman - Solo HR	5th	14-6
at GSU	Baker - SAC Fly	4th	4-1
VT	Schmidt - 2 RBI single	1st	16-1
VT	Lackey - 2-run HR	7th	14-5
UWG	Hernandez - Solo HR	1st	14-0
at CU	Burress - 2-Run HR	3rd	10-0
at CU	Lackey - Solo HR	2nd	9-3
at Pitt	Schmidt - RBI Single	1st	11-9
at Pitt	Schmidt - RBI Double	2nd	12-4
NC State	Advincula - Solo HR	1st	3-1
NC State	Burress - RBI Triple	8th	6-4
NC State	Lackey - RBI groundout	1st	10-0
Auburn	Burress - 2 RBI double	2nd	13-3
at Cal	Advincula - 2 RBI double	1st	17-2
at Cal	Schmidt - RBI FC	1st	7-2
at Cal	Burress - Solo HR	1st	9-3
KSU	Lackey - RBI single	4th	11-4
FSU	Burress - RBI single	6th	4-3
FSU	Hernandez - 2 RBI single	3rd	8-3
FSU	Hernandez - RBI single	5th	17-3
GS	Hernandez - Solo HR	4th	13-9
at UNC	Advincula - RBI Single	3rd	5-2
vs. UGA	Baker - Solo HR	2nd	14-4
WF	Baker - RB double	5th	6-5
WF	Advincula - 2 RBI single	7th	14-11
WF	Lackey - 1 RBI walk	8th	6-5
at KSU	Lackey - RBI single	1st	10-7
Xavier	Baker - 3-Run HR	3rd	7-5
Xavier	Advincula - RBI single	1st	14-6
Duke	Burress - SAC Fly	10th	10-9
Duke	Lackey - RBI Single	1st	15-2
Duke	Schmidt - Grand Slam	1st	14-1

*italics indicates Walk-Off hit*

### GAME-WINNING RBI LEADERS

Player	2026	Career at GT
Drew Burress	7	19
Vahn Lackey	10	12
Alex Hernandez	6	11
Kent Schmidt	6	10
Will Baker	5	8
Parker Brosius		5
Carson Kerce		5
Caleb Daniel	2	5
Jarren Advincula	5	5
Tyler Neises		1
Ryan Zuckerman	1	1

## JACKETS IN THE POLLS

WEEK	BA	USA	NCBWA	D1	PG
Preseason	4	4	4	5	2
Week 1	4	4	4	5	2
Week 2	4	4	4	5	2
Week 3	4	5	4	5	3
Week 4	4	4	4	4	3
Week 5	3	3	3	3	3
Week 6	3	3	3	3	3
Week 7	3	3	3	3	3
Week 8	3	3	3	3	2
Week 9	2	2	2	2	2
Week 10	4	3	3	3	4
Week 11	4	3	3	3	3
Week 12	4	3	3	3	3
Week 13	3	3	3	3	3

BA = Baseball America, USA = USA Today,  
 D1 = D1 Baseball.com, PG = Perfect Game  
 N/A = poll not out before release of notes  
 rv = receiving votes

The Yellow Jackets were the highest ranked team in the conference across four different national preseason top-25 polls: No. 2 (Perfect Game), No. 4 (Baseball America), No. 4 (USA Today Coaches Poll) and No. 5 (D1 Baseball).

The No. 2 preseason ranking is the fourth highest in program history and the highest since 2003 (BA), 2001 and 1994 when the Jackets were preseason No. 1.

Tech earned its highest preseason ranking from Baseball America since 2006 (the last time GT reached the College World Series)

The No. 4 ranking from the Coaches Poll was the highest in that poll since Tech was ranked preseason No. 2 in 2003.

The No. 5 ranking from D1 Baseball was the best Tech has received since the publication began doing preseason rankings in 2014.

The Yellow Jackets are officially a consensus Top 5 team headed into the season. It is the first time Tech has been consensus Top 5 at any time since 2006, the last time the Jackets went to the College World Series.

2026 is the first time GT is a consensus Top 5 team in the preseason since 2003, 23 years ago.

This week, Georgia Tech was ranked No. 3 in all five major polls, marking the 13th straight week that GT has been ranked in the Top 5 of all major polls, the longest Top 5 streak in program history.

## PITCHING

### The Matt Taylor Effect

• 2026 is the third year on The Flats for pitching coach Matt Taylor and Director of Pitching Jason Richman.

• Tech pitching held opponents to under five runs in 12 straight games from March 22-April 11, tied with 1921 for the longest streak in program history.

• Last season, the Tech pitching staff improved in just about every statistical category and with 60% of the innings pitched returning for 2026 infused by a very well regarded freshman and transfer class. The Jackets are hoping to be even stingier on the mound this year.

• GT pitching finished 2025 with a 4.91 team ERA, its lowest in 6 years (2019 – 4.46) & 4th lowest in the ACC.

• It was the first time Tech has been in the Top 5 of the conference in ERA since 2011.

• The Jackets struck out 527 opposing hitters this past season and have struck out at least 500 in every season since the pandemic shortened 2020 campaign – one of only four ACC programs to have done so (also FSU, Duke and UNC).

• GT improved its ERA by 1.57 runs from 2024 to 2025, the third largest improvement among Power 4 programs and the largest improvement by any Power 4 team to make a Regional.

• So far, through 50 games, Tech pitching is striking out opponents at a 10.3 K/9 clip, the 22nd best rate in the nation.

• The Jackets struck out 43 during the series against Xavier, the most combined strikeouts over a three-game series since at least the turn of the century.

• GT pitchers allowed only four walks over the course of the series vs. Duke, the fewest allowed since 2019 (four walks vs. Virginia – March 17-19).

• Tech pitching surrendered five or fewer runs in each of its first eight games for the first time since 2014 and only the second time in the 21st century. This year, Tech is 32-1 when allowing five or fewer runs.

• GT matched a program record with 19 strikeouts at Georgia Southern, the most since 1989 & only the 3rd time it has been accomplished in 131 years of GT baseball

Stat	2026	2024	Change	'14-'24 avg.	Change
ERA	4.68	6.48	1.80	5.45	0.77
H/9	8.51	9.99	1.48	9.70	1.19
BAA	.249	.283	.034	.278	.029
WHIP	1.41	1.61	.20	1.57	.16
K/9	10.3	9.2	1.1	8.35	1.97
BB/9	4.18	4.49	0.31	4.43	.25
K/BB	2.47	2.16	.21	1.94	.53

• Prior to joining the Yellow Jackets, Taylor was the minor league pitching coordinator for the Atlanta Braves after three seasons as the pitching coach at Georgia State.

• On opening weekend, the Jackets recorded 37 strikeouts in 25.0 innings, good enough for a 13.33 K/9 clip, the 23rd best mark in the country and the fifth highest in the ACC.

• Jackson Blakely recorded nine strikeouts in his first career start, the most Ks by any Tech pitcher making career start No. 1 since at least the turn of the century.

• R-freshman Dimitri Angelakos also made his first career start, one week after Blakely against Georgia State, pitching 5.0 scoreless innings with five strikeouts and only two hits allowed. He was perfect through the lineup for the first time, retiring the first nine batters he faced.

• Against NC State, the pitching staff held No. 14 NC State to just 5 runs over three games. The fewest runs allowed in a series against a Top 25 opponent since 2006.

• Against Cal, the pitching held the Golden Bears to just seven runs, allowing for the largest margin of victory in an ACC series since 2011 (33-7).

• In game two, vs. Cal, Tech struck out 13 batters while only walking one - the best strikeout to walk ratio in an ACC game in the Matt Taylor era and the best since 2021.

• In the Cal series, Tech starting pitching did not surrender an earned run in 13.1 innings of work, marking the first time GT starters have posted a 0.00 ERA over an ACC series since at least the turn of the century.

• Tech pitching delivered 13 strikeouts on Friday vs. Duke. Tech has recorded double digit strikeouts in 21 games this season.

• The Jackets own a 4.77 ERA in ACC play, the fourth lowest.

### Jackets with a K/9 over 10.00 - 2026

Name	IP	Class	K/9
Jamie Vicens	7.0	Fr	16.71
Justin Shaddek	21.2	r-So.	14.95
Adam McKelvey	6.2	So.	14.85
Porter Buursema	20.1	Jr.	12.84
Brett Barfield	19.0	Sr.	12.32
Caden Spivey	14.1	Sr.	11.93
Jake Lankie	19.1	r-So.	11.17
Kayden Campbell	10.1	Sr.	10.45
Tate McKee	61.0	Jr	10.33
Cooper Underwood	20.2	Fr.	10.02

### Last Friday: GT 10 - Duke 9 (10)

• Tech pitching delivered 13 strikeouts today and has struck out 56 over the last four games.

• The Tech have struck out at least 13 batters in four straight games for the first time since at least the turn of the century.

• The pitching staff allowed only one walk with its 13 strikeouts, in the last two games Tech pitching has recorded 27 strikeouts to only two walks.

• Junior Tate McKee made his 29th consecutive series opening start, allowing two earned runs over his first 5.0 innings before running into trouble in the sixth. He recorded six strikeouts, marking his eighth start of the year with at least six Ks (75% of his starts).

• Tech improves to 23-6 in series openers started by McKee (.793 win %) and have won 14 of the last 16 series openers dating back to last season.

• He has now struck out 214 batters over his GT career, 34 away from cracking the all-time Top 20.

- He did not allow a walk over his 5.0 innings, marking the first time he has pitched more than 1.1 innings without allowing a walk in his college career.
- R-junior Caden Gaudette made his team-leading 20th appearance of the season, recording a strikeout and two earned runs in the sixth inning, both inherited runners.
- Mason Patel entered the game in the seventh inning, pitching 4.0 scoreless innings with just two hits and one walk allowed while striking out six.
- It was the most strikeouts he has recorded over a relief appearance this season and the most since striking out seven at Notre Dame last year (March 22, 2025).
- He would get credit for the win, bringing his record to 3-0 for the season.
- Since recovering from an injury that saw him miss 20 days during the opening month of the season, Patel has made nine appearances out of the bullpen, pitching 21.2 innings with only one earned run allowed, collecting two victories and six saves.
- Over the last two seasons, Patel has made 32 bullpen appearances, posting a team-high 13 wins and 11 saves.

**Last Saturday: GT 15 - Duke 2 (7)**

- Tech pitching delivered seven strikeouts to only one walk, in the last three games Tech pitching has recorded 34 strikeouts to only three walks.
- R-junior Carson Ballard made his fourth start of the season, and second consecutive Saturday start, pitching a season high 5.0 innings with only one earned run and four strikeouts.
- Ballard has now recorded 35 strikeouts this season, his second straight season with at least 30 Ks.
- He lowers his ERA to 3.38 this season over 32.0 innings, only Sunday starter Jackson Blakely (3.18) has a lower ERA with more innings pitched.
- He would get the win, improving his record to 6-0 this season, the second-most wins on the team behind only Tate McKee (seven). Ballard now owns twice as many wins this season as he did in his previous two combined.
- R-sophomore Jake Lankie made his 15th appearance of the season out of the bullpen for the 6th inning, avoiding some traffic on the base paths to deliver a scoreless frame.
- It was his 11th outing without an earned run this season as he lowers his ERA to 5.59 over 19.1 innings with 24 strikeouts.
- Senior Kayden Campbell pitched the seventh inning, allowing one run on a solo homer before polishing off the run-rule win with out No. 21.
- It was his 13th outing of the season, bringing his total innings pitched up to 10.1 with 12 strikeouts, including two tonight.

**Last Sunday: GT 14 - Duke 1 (7)**

- Tech pitching delivered eight strikeouts to only two walks, in the last four games Tech pitching has recorded 42 strikeouts while only allowing five walks.

- GT pitchers allowed only four walks over the course of the series, the fewest allowed since 2019 (four walks vs. Virginia – March 17-19).
- Sophomore Jackson Blakely made his ninth consecutive weekend start, pitching 5.1 innings with one unearned run allowed and seven strikeouts with only three hits and two walks surrendered.
- His seven strikeouts were the most he has recorded in an ACC game this season and the most since striking out nine vs. Georgia State earlier this season.
- This was his fourth start with at least six strikeouts and his sixth of 10 starts with at least five.
- The Jackets have won each of Blakely's last eight starts.
- His ERA stands at 2.84 over 50.2 innings, the lowest among all regular starting pitchers on the roster and the third lowest ERA overall on staff.
- He stands at 56 strikeouts this season, the second most on the roster, and 50.2 innings pitched, also the second most, both behind Friday night starter Tate McKee.
- Blakely would get credit for the win, bringing his record to 6-1 for the season and joining Carson Ballard (6-0) for the second most wins on the staff, behind McKee (7).
- He is currently on pace to be the first Tech pitcher with an ERA under 3.00 since 2016 – Brandon Gold 2.48 ERA over 105.1 IP.
- R-junior Caden Gaudette made his team-leading 21st appearance of the season in the sixth inning, getting a pair of outs on six pitches to keep the Jackets comfortably ahead.
- He lowers his ERA to a career-best 4.28 this season over 27.1 innings pitched. He is one appearance away from matching his previous career total from his past two seasons and one strikeout away from the same.
- Freshman Cooper Underwood slammed the door shut in the 7th inning, sitting Duke down in order with a strikeout and just 14 pitches.
- This was his fourth appearance out of the bullpen this season and his 10th He owns a 1.17 ERA over 7.2 innings out of the bullpen this year, allowing only three hits with 10 strikeouts.

**MISCELLANEOUS**
**MLB Prospects Top 150 List**

- Earlier this week, MLB Pipeline released its Top 150 Prospects list for the 2026 MLB Draft.
- Georgia Tech has five players included in the list, tied with UCLA for the most of any program in the nation as well as being the only program with two Top 10 prospects.

Player	Rank
Vahn Lackey	No. 3
Drew Burress	No. 8
Jarren Advincula	No. 31
Carson Kerce	No. 133
Alex Hernandez	No. 136

- The list includes all prospects eligible for the 2026 MLB Draft, including high school prospects.
- Georgia Tech has only had three first-round picks once in a single season, back in 1994: Nomar Garciaparra (No. 12), Jason Varitek (No. 14) and Jay Payton (No. 29).
- Tech has never had two players drafted in the Top 10 of the same draft in program history.
- Lackey and Burress have the potential of becoming the 6th and 7th Top 10 picks in program history.

**Top 10 Draft Picks - GT Program History**

Player	Overall	Team	Year
Joey Bart	No. 2	Giants	2018
Kevin Brown	No. 4	Rangers	1986
Matt Wieters	No. 5	Orioles	2007
Mark Teixeira	No. 5	Rangers	2001
Ty Griffin	No. 9	Cubs	1988

**D1 BASEBALL POSITION RANKINGS**

- Georgia Tech was all over D1 Baseball's annual preseason player rankings. The publication ranked their top 50 players of each position, the top 150 outfielders, top 200 starting pitchers and top 100 relievers.
- Tech was represented on every list including being the only program in the nation with six position players listed in among the top 15 and the only program with eight position players in the top 50 of their respective position group.

**D1 BASEBALL PRESEASON POSITION RANKINGS**

Player	Position	Rank	ACC Rank
Drew Burress	Outfield	1st	1st
Vahn Lackey	Catcher	2nd	1st
Jarren Advincula	2nd Base	2nd	1st
Alex Hernandez	Outfield	11th	5th
Kent Schmidt	1st Base	13th	4th
Carson Kerce	Shortstop	15th	4th
Ryan Zuckerman	3rd Base	28th	4th
Caleb Daniel	Outfield	41st	11th
Tate McKee	Starting Pitcher	55th	12th
Mason Patel	Starting Pitcher	61st	15th
Justin Shadek	Relief Pitcher	85th	18th
Charlie Willcox	Starting Pitcher	155th	32nd

- Georgia Tech and TCU were the only programs in the nation with three outfielders listed in the Top 50 of these rankings.
- Tech and LSU were the only programs to have a representative from each infield position listed among the Top 30.
- Tech led the nation with eight players listed among the top 50 in their position, one more than the next closest programs (LSU and TCU) and two more than the next closest ACC rival (North Carolina and Louisville).
- Charlie Willcox was one of four freshman pitchers to earn a spot in the Top 200 for starting pitchers, coming in at No. 155.
- Willcox was also named as the fourth-best freshman in the ACC by D1 Baseball heading into this season.
- The Jackets position players continued to dominate the midseason position rankings.

- Vahn Lackey and Jarren Advincula were named the best catcher and 2nd baseman in the nation according to the D1 Baseball staff, two of the many improvements across the rankings.

#### D1 BASEBALL MIDSEASON POSITION RANKINGS

Player	Position	Rank	ACC Rank
Vahn Lackey	Catcher	1st	1st
Jarren Advincula	2nd Base	1st	1st
Carson Kerce	Shortstop	6th	2nd
Drew Burress	Outfield	8th	3rd
Ryan Zuckerman	3rd Base	8th	2nd
Alex Hernandez	Outfield	11th	5th
Kent Schmidt	1st Base	32nd	8th
Will Baker	Outfield	46th	13th
Caleb Daniel	Outfield	53rd	16th

- After Week 12, they released another set of position rankings, giving Georgia Tech the best catcher, 2nd baseman, 3rd baseman, shortstop of outfielder in the ACC.

#### D1 BASEBALL WEEK 12 POSITION RANKINGS

Player	Position	Rank	ACC Rank
Jarren Advincula	2nd Base	1st	1st
Drew Burress	Outfield	2nd	1st
Vahn Lackey	Catcher	2nd	1st
Carson Kerce	Shortstop	4th	1st
Ryan Zuckerman	3rd Base	4th	1st
Kent Schmidt	1st Base	24th	7th
Will Baker	Outfield	28th	11th
Alex Hernandez	Outfield	38th	15th

#### D1 BASEBALL POSITION RANKINGS MOVEMENT

Player	Position	PS Rank	MS Rank	W12 Rank
Jarren Advincula	2nd Base	2nd	1st	1st
Vahn Lackey	Catcher	2nd	1st	2nd
Drew Burress	Outfield	1st	8th	2nd
Carson Kerce	Shortstop	15th	6th	4th
Ryan Zuckerman	3rd Base	28th	8th	4th
Alex Hernandez	Outfield	11th	11th	38th
Kent Schmidt	1st Base	13th	32nd	24th
Will Baker	Outfield	NR	46th	28th
Caleb Daniel	Outfield	41st	53rd	NR

#### Jim Poole Number - Carson Ballard

Georgia Tech baseball continues the legacy of former Yellow Jacket standout and Major League Baseball relief pitcher Jim Poole, who passed away from ALS in October of 2023, by designating a student-athlete each year to wear his No. 21 jersey. The student-athlete selected must exemplify Poole's characteristics both on and off the field.

This year, r-junior RHP Carson Ballard (Alpharetta, Ga./Wesleyan HS) becomes the fourth Yellow Jacket to earn the honor, continuing the tradition begun by Jack Rubenstein in 2023, Ben King in 2024 and John Giesler last season.

"Carson Ballard is the epitome of what it means to be a student-athlete at Georgia Tech," head coach James Ramsey said. "He has been a mainstay on the ACC Academic Honor Roll as both a Biomedical Engineering major and a trusted arm for us over his three years with our program. He embodies the kind of dedication and love for Georgia Tech, both in the classroom and on the mound, that made Jim Poole such a beloved Tech Man. He has heard Jim's legacy preached since he stepped on campus. Not only about what a great pitcher he was and the incredible MLB career he enjoyed, but the husband, father, coach and advisor that Jim was and the life after baseball that he earned through the hard work that he put in while in White & Gold. That work ethic is perfectly reflected in Carson. Beginning as a walk-on and working his way to becoming a focal point of our 2025 ACC regular season championship roster and now, becoming a scholarship player on a 2026 team that has hopes of being one of the very best to represent this incredible Institution. The No. 21 has a deserved venerable legacy here and Carson is the perfect player, leader and engineer to continue this tradition into 2026."

Ballard will wear No. 21, having shown a longstanding commitment to Poole's ideals – self-determination, a strong academic work ethic, and high moral fiber on and off the field. He is a three-time member of the ACC Academic Honor Roll, a two-time Academic All-ACC honoree and a member of the 2024 CSC Academic All-District Team. He is currently pursuing a degree in Biomedical Engineering.

On the diamond, Ballard is entering his fourth season as one of the more reliable arms on the Tech pitching staff that has shown dramatic improvements from his freshman season to now. He has made 30 appearances including seven starts over his two years on the active roster, collecting three wins and a 5.07 ERA, with 64 strikeouts over 71.0 innings pitched. He was leaned on most when the lights were brightest, pitching a team-high 14.2 innings against SEC competition last year and delivering 13 strikeouts and a .226 opponent's batting average over those appearances with a 4.30 ERA. He introduced a knuckleball into his arsenal last season, throwing it with great effect down the stretch, including heavily relying on it during his 4.0 innings of work in an elimination game at the Oxford Regional.

"It's an incredible honor and privilege to wear No. 21 this year," Ballard said. "I hear all the time about the legacy Jim Poole left behind at Tech. Not just as a player, but as a person who impacted so many people on and off the field. He's someone I strive to be more like every day. I'll do everything I can to honor him and his family and to wear his number with pride."

#### ABOUT JIM POOLE

Poole arrived on The Flats in 1985 and had an immediate impact, as Georgia Tech baseball would win the first of four-straight ACC Tournament Championships. During his four years, he pitched in 120 games and struck out 263 batters in 188 innings. He still ranks first in the Tech record book with 22 career saves, including 10 as a junior and nine as a senior. He was named all-ACC his last two seasons. Poole would be enshrined into the Georgia Tech Sports Hall of Fame just nine years later in 1997.

A stellar worker in the classroom, Poole elected not to turn professional after being selected in the 34th round of the 1987 MLB Draft by the LA Dodgers, and returned to Georgia Tech for his senior year, recording a 2.03 ERA and 113 strikeouts in only 71 innings. Once again, the LA Dodgers would call his name in the 1988 MLB Draft, this time taking him in the ninth round. He would return to graduate from the Institute with a degree in electrical engineering in 1990.

Poole played 11 years in the major leagues, predominantly with the Baltimore Orioles, Cleveland Indians, and San Francisco Giants. In 431 games played, he finished with 22 victories and a 4.31 ERA, as well as 256 strikeouts and four saves. He helped pitch Cleveland to two American League Championship Series (1995, 1998), making it to the 1995 World Series where he would face the Atlanta Braves.

Following his retirement at the end of the 2000 season, Poole returned to Georgia Tech to join the Alexander-Tharpe Fund as a fundraiser and supporter of the baseball program. He then began serving as the pitching coach at Johns Creek High School in 2010, teaching many young men about pitching mechanics, while also conveying his personal pitching philosophy.

He later joined the business world as a Personal Wealth Advisor for the Baseball Division of BIP Wealth.

After being diagnosed with ALS in 2021, Poole worked tirelessly to raise awareness for the disease. In addition to serving on MLB ALS boards, he also worked with Georgia Tech, who together hosted an ALS Awareness Day during the 2022 baseball season, with Tech wearing Jim Poole shirts and both teams wearing honorary wristbands. Professional players also wore the shirt. Tech later designated the number 21 each year to be worn by a student-athlete who exemplify Poole's ideals – self-determination, a strong academic work ethic, and high moral fiber on and off the field.

**MISCELLANEOUS**
**ATOP THE CONFERENCE**

• Georgia Tech baseball ranks among the most prolific winners in ACC history.

**MOST ACC TOURNAMENT TITLES, SINCE 2000**

	<b>Titles</b>	<b>Years</b>
Florida State	6	2002, 2004, 2010, 2015, 2017, 2018
<b>Georgia Tech</b>	<b>5</b>	<b>2000, 2003, 2005, 2012, 2014</b>
North Carolina	5	2007, 2013, 2019, 2022, 2025
Clemson	3	2006, 2016, 2023
Duke	2	2021, 2024
Virginia	2	2009, 2011

**MOST ACC REGULAR-SEASON, DIVISIONAL TITLES SINCE 1994**

	<b>Titles</b>	<b>Regular-Season Years (Divisional)</b>
Florida State	14	1996, 1998, 1999, 2001, 2002, 2003 (2007, 2008, 2009, 2010*, 2011, 2012, 2013, 2014)
<b>Georgia Tech</b>	<b>8</b>	<b>1997, 2000, 2004, 2005 (2011, 2019, 2021), 2025</b>
North Carolina	8	(2006, 2007, 2009, 2012, 2013, 2017, 2018, 2024)
Clemson	6	1994, 1995 (2006, 2010*, 2018, 2024)
Louisville	5	(2015, 2016, 2017, 2019, 2022)
Miami	4	(2008, 2014, 2015, 2016)

• Tech has a chance to win the regular season ACC championship this weekend. Should they win, Tech would be the first back-to-back ACC regular season champion since Virginia in 2010/11.

**GEORGIA TECH'S MOST COMMON OPPONENTS**

	<b>Games</b>	<b>First Meeting</b>	<b>Series Record</b>
Georgia	391	1898	UGA leads 220-169-2
Auburn	250	1897	AU leads 131-114-5
Clemson	249	1902	CU leads 125-121-3
Mercer	178	1897	GT leads 120-58
North Carolina	161	1901	GT leads 84-77
Virginia	153	1924	GT leads 81-70-2
NC State	146	1921	GT leads 84-62
Ga. Southern	145	1947	GT leads 113-32
Duke	142	1903	GT leads 101-41
Florida State	135	1959	FSU leads 81-54

• Tech extended it's winning streak against Georgia Southern to eight games in a row, dating back to 2022, with an 25-1 win in Statesboro earlier this year. GT set a new record when it hung 25-runs on Georgia Southern - the most in the 144 game history of the series, while also tying the program record with 19 strikeouts from the pitching staff.

• The Jackets traveled to Berkely for the first time ever this season. They are 10-0 against California schools since they joined the ACC in 2025, becoming the first team from east of the Rocky Mountains to sweep a three-game series, at Stanford, in the history of Stanford baseball (since 1892) last season.


**2026 ACC PRESEASON POLL**

<b>1. Georgia Tech (7)</b>	<b>237</b>
2. North Carolina (6)	236
3. Florida State (1)	221
4. Louisville	196
5. Clemson (2)	185
6. NC State	169
7. Virginia	165
8. Miami	159
9. Wake Forest	145
10. Stanford	99
11. Virginia Tech	89
12. Notre Dame	87
13. Duke	67
14 Pitt	45
15. California	41
16. Boston College	35

Georgia Tech was named 2026 Atlantic Coast Conference Baseball preseason favorites by the league's 16 head coaches for the first time since 2004.

**2026 ACC STANDINGS**

<b>Team</b>	<b>ACC</b>	<b>Overall</b>
<b>Georgia Tech</b>	<b>22-5</b>	<b>42-8</b>
<i>North Carolina</i>	<i>20-7</i>	<i>40-9-1</i>
<i>Florida State</i>	<i>17-10</i>	<i>36-15</i>
Boston College*	17-10	36-17
Miami	15-12	35-15
<i>Wake Forest</i>	<i>14-13</i>	<i>35-17</i>
Virginia	13-14	33-18
<i>NC State</i>	<i>13-14</i>	<i>31-19</i>
<i>Virginia Tech</i>	<i>13-14</i>	<i>27-22</i>
Stanford	12-15	25-23
Notre Dame	11-16	27-20
Louisville	11-16	27-25
<i>Pitt</i>	<i>10-17</i>	<i>28-21</i>
<i>California</i>	<i>10-17</i>	<i>27-24</i>
<i>Clemson</i>	<i>9-18</i>	<i>30-22</i>
<i>Duke</i>	<i>9-18</i>	<i>23-28</i>

\*Denotes on GT's remaining schedule  
*Italics indicates opponents GT has already played*

A first year coach has not won the ACC regular season championship in his first season as a head coach since 1958 (Bill Wilhelm at Clemson).

**2026 HONORS**
**DREW BURRESS**

Preseason 1st Team All-American (Perfect Game)  
Preseason 1st Team All-American (D1 Baseball)  
Preseason 1st Team All-American (Baseball America)  
Preseason 1st Team All-American (NCBWA)  
Golden Spikes Award (Watch List)  
Preseason ACC Player of the Year (D1 Baseball)  
Preseason ACC Player of the Year (Baseball America)  
ACC Player of the Week (April 27)  
Perfect Game National Player of the Week (May 12)

**VAHN LACKEY**

Preseason 1st Team All-American (Perfect Game)  
Preseason 2nd Team All-American (D1 Baseball)  
Preseason 2nd Team All-American (Baseball America)  
Preseason 2nd Team All-American (NCBWA)  
Golden Spikes Award (Watch List)  
Buster Posey Award (Watch List)  
ACC Player of the Week (March 16)  
Buster Posey Catcher of the Week (March 17)  
Perfect Game National Player of the Week (March 17)

**JARREN ADVINCULA**

Preseason 2nd Team All-American (Perfect Game)  
Preseason 2nd Team All-American (D1 Baseball)  
Preseason 2nd Team All-American (Baseball America)  
Preseason 2nd Team All-American (NCBWA)  
Golden Spikes Award (Watch List)  
Perfect Game National Player of the Week (April 28)

**ALEX HERNANDEZ**

Preseason 3rd Team All-American (Perfect Game)  
Preseason 3rd Team All-American (NCBWA)

**MASON PATEL**

Preseason 1st Team All-American (NCBWA)  
No. 61 Starting Pitcher (D1 Baseball)  
Stopper of the Year Midseason Watch List

**CARSON KERCE**

Brooks Wallace Award Watch List  
ACC Player of the Week (April 13)  
Brooks Wallace Award semifinalist

**DYLAN LOY**

Pitcher of the Year Award Watch List

**2026 MLB #PROJACKETS**

Joey Bart, C	Pirates
Brant Hurter, RHP	Tigers
Chandler Simpson, OF	Rays

**LET'S BRAG ABOUT BURRESS**

*"The definition of a college baseball superstar. On the same tier as Adley Rutschman and Dylan Crews. One of the great, no-brainer superstar players that will have that kind of transcendent career."*

**– Aaron Fitt, D1Baseball**

- Burress hit 25 home runs his freshman season, one shy of the Georgia Tech program record (set by Kevin Parada in 2022) and two shy of the NCAA freshman home run record set by Tommy White (NC State) in 2022 as well. He hit 26 homers in 2024 but one was not official, since the game was called off for rain before enough innings were played.
- His freshman year, Burress became the 1st Yellow Jacket to ever slug over .800 with at least 200 at bats. His .821 slugging percentage led all Division I freshman and was 6th overall among those with 200+ ABs.

*"What Burress lacks in size, he makes up for with impact on both sides of the ball." It's explosive bat speed from the right side of the plate with an affinity for hammering fastballs routinely.*

**– Tyler Jennings, Just Baseball**

- Not only did Burress turn heads with his bat but he also set the Georgia Tech record for the most assists by an outfielder in a single season, gunning down 10 runners from his spot in center field in 2024
- In 2025, he was the only player from a Power 4 conference with at least 60 RBI (62), 20 doubles (23), 50 walks (53), 15 HR (19) and 70 runs (77).
- Last season, he led the ACC in extra base hits (43) and doubles (23) while finishing 2nd in the conference in home runs (19) and runs (77).

*"Few hitters in the country combine his level of consistency with true, game-changing power... He is the best statistical producer returning to college baseball right now. Period."*

**– Jacob Rudner, Baseball America**

- He became the fastest Yellow Jacket in program history to reach 30 career home runs – doing so in just 73 games, a full 20 games faster than the previous record holder, Kevin Parada.
- Burress was named a semifinalist for both the Dick Howser Trophy and the USA Baseball Golden Spikes Award for the second year in a row. One of only two players in the nation to do so (also FSU's Jamie Arnold).
- This season, Burress becomes the first Yellow Jacket to ever wear a "C" on his jersey as the team's permanent captain.
- Burress has been the best hitter in college baseball over the second half of the season (since March 28), leading the team in batting average (.472), runs (40), hits (51), triples (2 – tied with Advincula), extra-base hits (20), RBI (35), slugging (.824), on-base percentage (.536) and OPS (1.360) over the last 25 games.
- He has landed himself on the program leaderboard in: HRs (T-1st – 57), slug (2nd – .731), 2B (8th – 56), R (9th – 219), TB (7th – 463), average (17th – .362) and RBI (14th – 182).

**GEORGIA TECH'S TRIPLE CROWN WINNERS**

Year	Player	HR	RBI	AVG
1958	Earl Moore	4	15	.287
1959	Roger Kaiser	4	32	.373
1960	George Inman	7	24	.360
1968	Ted Tomasovich	5	38	.381
1975	Frank Turner	2	30	.376
1991	Andy Bruce	22	96	.345
<i>1992</i>	<i>Jason Varitek</i>	<i>11</i>	<i>52</i>	<i>.406</i>
<i>1993</i>	<i>Jason Varitek</i>	<i>22</i>	<i>72</i>	<i>.404</i>
1994	Jay Payton	20	102	.434
1997	Mark Fischer	24	98	.354
<i>1999</i>	<i>Mark Teixeira</i>	<i>13</i>	<i>65</i>	<i>.387</i>
2016	Matt Gonzalez	11	54	.378
<b>2024</b>	<b>Drew Burress</b>	<b>25</b>	<b>67</b>	<b>.381</b>

*italics indicates member of College Baseball Hall of Fame*

**MOST CAREER HOME RUNS - GT HISTORY**

Rank	Player	HRs	Years
1.	Jason Varitek	57	1991-94
	<b>Drew Burress</b>	<b>57</b>	<b>2024-</b>
3.	J.J. Thomas	56	1995-97
4.	Tony Plagman	55	2007-10
5.	Andy Bruce	52	1988-91

**ACTIVE NCAA D1 CAREER SLUGGING % LEADERS**

Rank	Player	School	Class	Slug %
1	Jake Bennett	DBU	Sr.	.765
2	Myles Bailey	Florida State	So.	.734
<b>3</b>	<b>Drew Burress</b>	<b>Georgia Tech</b>	<b>Jr.</b>	<b>.731</b>
4	Hunter Ray	FDU	So.	.727
5	Tague Davis	Louisville	So.	.721

\* minimum of 200 career ABs

**ACTIVE NCAA D1 CAREER HOME RUN LEADERS**

Rank	Player	School	Class	HR
1	Grayson Fitzwater	VMI	Sr.	61
2	Ty Dalley	Clemson	Sr.	60
<b>3</b>	<b>Drew Burress</b>	<b>Georgia Tech</b>	<b>Jr.</b>	<b>57</b>
4	Justin Journette	Norfolk State	Sr.	54
4	Daniel Cuvet	Miami (Fla.)	Jr	54

**ACTIVE NCAA D1 CAREER RUNS LEADERS**

Rank	Player	School	Class	R
<b>1</b>	<b>Drew Burress</b>	<b>Georgia Tech</b>	<b>Jr.</b>	<b>219</b>
2	Noah Sullivan	Mississippi St.	Sr.	211
2	Matthew Bucciero	Fairfield	Sr.	211
4	Blake Barthol	Coastal Carolina	Sr.	200
5	Luke Costello	Wake Forest	So.	196

**ACTIVE NCAA D1 CAREER ON-BASE LEADERS**

Rank	Player	School	Class	OBP
1	Jordan Ballin	UTSA	So.	.510
2	Tanner Mally	Western Mich.	Jr.	.504
3	Trey Bridges	Grambling State	Sr.	.492
4	Michael Smith	Dayton	Jr.	.491
<b>5</b>	<b>Drew Burress</b>	<b>Georgia Tech</b>	<b>Jr.</b>	<b>.489</b>

## RECORD BREAKDOWN

	ACC	Overall
Overall	22-5	42-8
Home	14-1	30-3
Road	8-4	10-5
Neutral	0-0	2-0
Day Games	11-4	21-7
Night Games (6 p.m. or later)	11-1	21-1
Yellow Jackets Score First	15-1	26-3
Opponent Scores First	7-4	16-5
Yellow Jackets Score in 1st inning	16-1	27-3
Walk-off Victories	2-0	6-0
As a Ranked Team (All Polls)	22-5	42-8
Vs. Ranked Team (All Polls)	9-3	11-4
Vs. LHP (starter)	5-1	11-2
Vs. RHP (starter)	17-4	31-6
Yellow Jacket Starter 6+ IP	4-0	4-0
Yellow Jacket Starter 7+ IP	2-0	2-0
Yellow Jacket Starter 8+ IP	0-0	0-0
Hitting A Home Run	14-4	33-6
Not Hitting A Home Run	5-1	6-2
Out Hit Opponent	19-0	38-1
Get Out Hit By Opponent	3-5	3-7
Equal Number of Hits	0-0	1-0
February	0-0	10-1
March	9-3	13-4
April	10-2	14-2
May	3-0	5-1
June	0-0	0-0
Monday	0-0	0-0
Tuesday	0-0	8-2
Wednesday	0-0	0-0
Thursday	3-0	3-0
Friday	8-1	12-2
Saturday	6-3	11-3
Sunday	5-1	8-1
One-Run Games	4-0	5-0
Two-Run Games	3-0	4-0
Three-Run Games	2-2	4-2
Four+ Run Games	13-4	2-6
Leading After 6	19-0	36-1
Trailing After 6	1-4	2-6
Tied After 6	2-1	2-1
Leading After 7	20-0	39-1
Trailing After 7	0-5	0-7
Tied After 7	2-0	3-0
Leading After 8	13-0	25-1
Trailing After 8	0-4	0-6
Tied After 8	1-0	2-0
Shutouts	2-0	3-0
Extra Innings	1-0	2-1
Score 0-5 Runs	3-2	4-5
Score 6-9 Runs	7-3	9-3
Score 10+ Runs	12-0	29-0
Allow 0-5 Runs	19-1	35-1
Allow 6+ Runs	3-4	7-7
Commit 0 Errors	11-3	18-4
Commit 1 Error	7-1	16-2
Commit 2+ Errors	4-1	8-2



## A NEW ERA OF TECH BASEBALL

- **James Ramsey** became the 13th Head Coach in Georgia Tech baseball history this past summer, taking over for the legendary Danny Hall, who retired at the end of his 32nd season on The Flats.
- This is Ramsey's first season as head coach but his 8th year at Georgia Tech, after being associate head coach and recruiting coordinator for the past five seasons and an assistant coach for the two years prior to that.
- He has signed four Top 5 ranked recruiting classes and coached 22 All-ACC, 7 All-American, 5 Freshman All-American, 5 All-ACC, 2 ACC Freshmen of the Year hitters including one National Freshman of the Year (Drew Burress).
- He has coached 17 draft picks on the offensive side and three semifinalists for both the Golden Spikes Award (Kevin Parada, Drew Burress and Kyle Lodise) and the Dick Howser Award (Kyle McCann, Kevin Parada and Drew Burress).
- Ramsey is the first ACC Player of the Year to ever become an ACC Head Coach
- He was an ABCA National Player of the Year at Florida State, where he led his team to the College World Series twice - 2010 & 2012

## STOP...RAMMER TIME

- Since Ramsey took over the Georgia Tech offense in 2019, the Yellow Jackets have been among the very best in the vaunted Atlantic Coast Conference.

	GT (2019-Pres.)	ACC Rank
<b>Batting Average</b>	<b>.314</b>	<b>1st</b>
<b>Runs Scored</b>	<b>3,464</b>	<b>1st</b>
<b>On-base+Slugging</b>	<b>.938</b>	<b>1st</b>
<b>On-Base %</b>	<b>.416</b>	<b>1st</b>
<b>Slugging %</b>	<b>.522</b>	<b>1st</b>
<b>Hits</b>	<b>4,585</b>	<b>1st</b>
<b>Doubles</b>	<b>925</b>	<b>1st</b>
<b>Total Bases</b>	<b>7,658</b>	<b>1st</b>
<b>SAC Flies</b>	<b>234</b>	<b>1st</b>
<b>Triples</b>	<b>96</b>	<b>2nd</b>
<b>RBI</b>	<b>3,200</b>	<b>2nd</b>
<b>Home Runs</b>	<b>652</b>	<b>2nd</b>

- Georgia Tech is one of 10 programs across Division I to be led by a first-year head coach in 2026 - a total of 11 coaches since UMass is using co-head coaches.
- Ramsey is one of three Power 4 head coaches in their first year, along with Josh Elander at Tennessee and Corey Muscara at Duke.

## 1st Year Tech Skippers

	1st Season Record	Conference Record
<b>Coach Todd (1900-01)</b>	<b>3-4 (.428)</b>	<b>N/A</b>
<b>Sammy Strang (1902)</b>	<b>5-8 (.385)</b>	<b>N/A</b>
<b>Coach Irving (1903)</b>	<b>9-9 (.500)</b>	<b>N/A</b>
<b>John Heisman (1904-17)</b>	<b>15-7 (.682)</b>	<b>N/A</b>
<b>Joe Bean (1918-20)</b>	<b>10-7 (.588)</b>	<b>N/A</b>
<b>Kid Clay (1921-31)</b>	<b>18-4-1 (.804)</b>	<b>N/A</b>
<b>Bobby Dodd (1932-1939)</b>	<b>4-11-2 (.294)</b>	<b>N/A</b>
<b>Roy Mundorff (1940-45)</b>	<b>5-10-1 (.344)</b>	<b>5-9-1 (.367) (SEC)</b>
<b>Joe Pittard (1946-61)</b>	<b>10-2 (.833)</b>	<b>N/A</b>
<b>Jim Luck (1962-81)</b>	<b>8-16 (.333)</b>	<b>6-11 (.353) (SEC)</b>
<b>Jim Morris (1982-93)</b>	<b>29-20 (.592)</b>	<b>6-8 (.429) (ACC)</b>
<b>Danny Hall (1994-2025)</b>	<b>50-17 (.746)</b>	<b>16-8 (.667) (ACC)</b>
<b>James Ramsey (2026-)</b>	<b>42-8 (.840)</b>	<b>22-5 (.815) (ACC)</b>

1994 included Tech's first trip to the College World Series which ended in a 2nd place finish

## TEAM GAME HIGHS

Batting	
At bats.....	51 - at Georgia Southern (Feb 17)
<b>Runs scored.....</b>	<b>27 - vs Bowling Green (Feb 14 - Game 1)</b>
Hits.....	26 - at Georgia Southern (Feb 17)
<b>RBI's.....</b>	<b>25 - vs Bowling Green (Feb 14 - Game 1)</b>
Doubles.....	6 - vs Bowling Green (Feb 14 - Game 1)
.....	6 - at Georgia Southern (Feb 17)
.....	6 - vs. Northwestern (Feb. 27)
Triples.....	2 - vs Stony Brook (Feb 22)
Home runs.....	6 - vs. Virginia Tech (March 7)
.....	6 - vs. Georgia Southern (April 14)
Total bases.....	40 - at Georgia Southern (Feb 17)
.....	40 - vs. Georgia Southern (April 14)
Walks.....	15 - vs Bowling Green (Feb 14 - Game 1)
Strikeouts.....	16 - at No. 4 Auburn (March 17)
Sac hits.....	1 - 7x last at Cal (April 4)
Sac flies.....	4 - vs Bowling Green (Feb 14 - Game 1)
Stolen bases.....	6 - vs Duke (May 9)
Hit by pitch.....	5 - vs Bowling Green (Feb 13)
Caught stealing.....	1, 5x - last at Pitt (March 20)
Runners LOB.....	15 - vs Bowling Green (Feb 14 - Game 1)
Hit into DP.....	3 - at No. 3 North Carolina (April 18)
.....	3 - vs Duke (May 10)
Fielding	
Putouts.....	30 - 3x, last 6 vs Duke (May 8)
Assists.....	16 - vs. Georgia Southern (April 14)
Errors.....	3 - vs Bowling Green (Feb 13)
.....	3 - vs Georgia State (Feb. 24)
Passed balls.....	1 - 6x, last vs. Georgia Southern (April 14)
DPs turned.....	2 - vs Bowling Green (Feb 13)
.....	2 - vs Stony Brook (Feb 21)
.....	2 - at No. 8 Clemson (March 12)
.....	2 - at No. 8 Clemson (March 13)
.....	2 - at No. 3 North Carolina (April 17)
Pitching	
Innings pitched.....	10.0 - 3x, last 6 vs Duke (May 8)
Runs allowed.....	14 - at Pitt (March 21)
.....	14 - at No. 3 North Carolina (April 18)
Earned runs.....	14 - at Pitt (March 21)
.....	14 - at No. 3 North Carolina (April 18)
Walks allowed.....	10 - at Pitt (March 20)
<b>Strikeouts.....</b>	<b>19 - at Georgia Southern (Feb 17)</b>
Hits allowed.....	14 - vs. Virginia Tech (March 8)
.....	14 - at No. 8 Clemson (March 14)
Doubles allowed.....	4 - vs Bowling Green (Feb 14 - Game 1)
.....	4 - vs. Virginia Tech (March 8)
Triples allowed.....	1 - vs. No. 5 Florida State (April 11)
Homers allowed.....	5 - vs Wake Forest (April 25)
Wild pitches.....	2 - vs Stony Brook (Feb 20)
Hit batters.....	3 - 4x last vs. Georgia Southern (April 14)
<b>Bold indicates program record</b>	
<i>Italics indicates BBCOR era record</i>	

## INDIVIDUAL GAME HIGHS

Batting	
At bats:.....	6 - Jarren Advincula at Pitt (March 21)
.....	6 - Carson Kerce vs. Wake Forest (April 25)
.....	6 - Carson Kerce at Kennesaw State (April 28)
.....	6 - Drew Burress at Kennesaw State (April 28)
.....	6 - Carson Kerce vs. Duke (May 8)
Runs scored:.....	4 - 6x, last Jarren Advincula vs. Duke (May 9)
Hits:.....	5 - Ryan Zuckerman vs. Ga. Southern (April 14)
.....	5 - Jarren Advincula vs. Wake Forest (April 25)
RBI's:.....	6 - Jarren Advincula vs. Wake Forest (April 25)
.....	6 - Drew Rogers vs Stony Brook (Feb. 22)
.....	6 - Alex Hernandez vs Bowling Green (Feb. 14 - Game 1)
.....	6 - Caleb Daniel vs. Bowling Green (Feb 13)
Doubles:.....	2 - 12x last Vahn Lackey at Kennesaw State (April 28)
Triples:.....	1 - 12x, last Carson Kerce vs. Duke (May 8)
Home runs:.....	3 - Ryan Zuckerman vs. Northwestern (March 1)
Total bases:.....	12 - Ryan Zuckerman vs. Northwestern (March 1)
Walks:.....	3 - 9x last Ryan Zuckerman vs. Duke (May 10)
Strikeouts:.....	4 - Alex Hernandez vs. No. 14 NC State (March 28)
Sac hits:.....	1 - 7x last Carson Kerce at Cal (April 4)
Sac flies:.....	1 - 26x last Parker Brosius vs. Duke (May 10)
Stolen bases:.....	2 - 10x last
.....	Jarren Advincula & Ryan Zuckerman vs. Duke (May 10)
Hit by pitch:.....	2 - Drew Rogers vs. Bowling Green (Feb. 14 - Game 2)
.....	2 - Drew Rogers vs. Northwestern (Feb. 28)
.....	2 - Drew Burress at Pitt (March 20)
.....	2 - Parker Brosius vs. No. 14 NC State (March 27)
.....	2 - Jarren Advincula vs. Wake Forest (April 24)
Caught stealing:.....	1 - 5x last Drew Burress at Pitt (March 20)
Runners LOB:.....	6 - 4x. last Drew Rogers at Kennesaw State (April 28)
Fielding	
Putouts:.....	15 - Drew Rogers vs. Stony Brook (Feb. 20 - Game 1)
Assists:.....	6 - Carson Kerce vs. Bowling Green (Feb 13)
.....	6 - Carson Kerce at No. 8 Clemson (March 13)
Errors:.....	2 - Cade Brown vs. Stony Brook (Feb. 22)
.....	2 - Carson Kerce at Cal (April 3)
Passed balls:.....	1 - 6x last Drew Rogers vs. Ga. Southern (April 14)
Pitching	
Innings pitched:.....	7.1 - Tate McKee vs. No. 14 NC State (March 27)
Runs allowed:.....	7 - Porter Buursema at No. 3 North Carolina (April 18)
Earned runs:.....	7 - Porter Buursema at No. 3 North Carolina (April 18)
Walks allowed:.....	5 - Tate McKee at No. 8 Clemson (March 12)
.....	5 - Tate McKee at Pitt (March 20)
Strikeouts:.....	9 - Jackson Blakely vs Georgia State (Feb. 24)
Hits allowed:.....	9 - Dylan Loy vs. Northwestern (Feb 28)
Doubles allowed:.....	3 - Mason Patel vs. Stony Brook (Feb 21)
.....	3 - Jackson Blakely at No. 8 Clemson (March 14)
Triples allowed:.....	1 - Jackson Blakely vs No. 5 Florida State (April 11)
Homers allowed:.....	3 - 4x, last Tate McKee vs Duke (May 8)
Wild pitches:.....	2 - Tate McKee vs. Stony Brook (Feb 20 - Game 1)
Hit batters:.....	3 - Jackson Blakely at No. 8 Clemson (March 14)

**KILL SHOT INNINGS**

- A "killshot inning" consists of an inning in which a team scores 2+ runs while holding the opponent scoreless.
- Last season, across college baseball, the team with more "killshot" innings went onto win the game 92% of the time.
- The Jackets have delivered 94 kill shot innings this season - the most in the nation (1.88/game).

OPPONENT	DATE	INNING(S)	INNING SCORE	SCORE BEFORE INNING	SCORE AFTER INNING	FINAL
Bowling Green	2/13	3rd & 6th	2-0 & 3-0	0-0 & 5-1	2-0 & 8-1	11-5
Bowling Green	2/14	3rd, 4th, 6th & 7th	11-0, 5-0 & 6-0 & 4-0	0-2, 11-2, 16-2, 22-2	11-2, 16-2, 22-2, 26-2	27-4
Bowling Green	2/14	3rd, 5th & 7th	4-0, 3-0 & 2-0	2-0, 6-2 & 10-2	6-0, 9-2 & 12-2	12-2 (7)
at Georgia Southern	2/17	2nd, 3rd, 5th, 6th & 7th	7-0, 5-0, 2-0, 2-0 & 8-0	1-0, 8-0, 13-0, 15-0 & 17-0	8-0, 13-0, 15-0, 17-0 & 25-0	25-1
Stony Brook	2/20	2nd	2-0	0-0	2-0	14-5
Stony Brook	2/20	5th	5-0	5-5	10-5	10-5
Stony Brook	2/21	1st & 6th	2-0 & 2-0	0-0 & 2-5	2-0 & 4-5	6-5 (10)
Stony Brook	2/22	1st, 2nd, 3rd & 5th	7-0, 4-0, 3-0 & 4-0	0-0, 7-0, 11-0 & 14-0	7-0, 11-0, 14-0 & 18-0	21-3 (7)
Georgia State	2/24	1st	2-0	0-0	2-0	4-9 - Loss
Northwestern	2/27	2nd & 4th	7-0 & 5-0	2-2 & 10-2	9-2 & 15-2	17-3 (7)
Northwestern	2/28	1st, 3rd & 5th	3-0, 5-0 & 2-0	0-0, 5-3 & 10-3	3-0, 10-3 & 12-3	13-3 (7)
Northwestern	3/1	4th, 7th & 8th	3-0, 3-0 & 5-0	2-4, 6-5 & 9-5	5-4, 9-5 & 14-5	14-6
vs. Georgia State	3/3	4th	2-0	0-0	2-0	4-1
Virginia Tech	3/6	1st, 3rd & 5th	8-0, 5-0 & 2-0	0-0, 8-1 & 13-1	8-0, 13-1 & 15-1	16-1 (7)
Virginia Tech	3/7	7th	8-0	5-5	13-5	14-5
Virginia Tech	3/8	2nd & 5th	2-0 & 2-0	0-2 & 4-3	2-2 & 6-3	6-9 - Loss
West Georgia	3/10	2nd, 3rd & 6th	4-0, 5-0 & 3-0	1-0, 5-0 & 11-0	5-0, 9-0 & 14-0	14-0
at Clemson	3/12	3rd & 5th	4-0 & 5-0	0-0 & 4-0	4-0 & 9-0	10-0 (7)
at Clemson	3/13	7th	4-0	4-2	8-2	9-3
at Pitt	3/20	1st	4-0	0-0	4-0	11-9
at Pitt	3/22	2nd, 4th & 6th	2-0, 2-0 & 6-0	0-0, 2-0 & 4-0	2-0, 4-0 & 10-0	12-4 (7)
NC State	3/27	1st	2-0	0-0	2-0	3-1
NC State	3/28	1st & 5th	2-0 & 2-0	0-0 & 2-3	2-0 & 4-3	6-4
NC State	3/29	3rd, 6th & 8th	2-0, 4-0 & 3-0	1-0, 3-0 & 7-0	3-0, 7-0 & 10-0	10-0 (8)
Auburn	3/31	4th, 5th & 7th	2-0, 2-0 & 2-0	6-3, 8-3 & 10-3	8-3, 10-3 & 12-3	13-3 (8)
at Cal	4/2	1st, 3rd & 4th	9-0, 3-0 & 2-0	0-0, 9-0 & 12-0	9-0, 12-0 & 14-0	17-2 (7)
at Cal	4/3	1st & 3rd	4-0 & 3-0	0-0 & 4-0	4-0 & 7-0	7-2
at Cal	4/4	3rd & 6th	3-0 & 5-0	1-0 & 4-0	4-0 & 9-0	9-3
Kennesaw State	4/7	4th & 5th	3-0 & 5-0	1-3 & 4-3	4-3 & 9-3	11-4
Florida State	4/9	6th	3-0	1-3	4-3	4-3
Florida State	4/10	3rd & 8th	4-0 & 4-0	0-1 & 4-2	4-1 & 8-2	8-3
Florida State	4/11	6th	10-0	7-3	17-3	17-3
Georgia Southern	4/14	5th & 6th	2-0 & 2-0	6-5 & 8-5	8-5 & 10-5	13-9
at North Carolina	4/18	5th	2-0	1-10	3-10	4-14 (8)
Georgia	4/21	2nd, 3rd & 6th	2-0, 3-0 & 2-0	2-2, 4-2 & 12-4	4-2, 7-2 & 14-4	14-4 (7)
Wake Forest	4/24	5th	4-0	1-4	5-4	6-5
Wake Forest	4/25	5th, 6th & 7th	2-0, 4-0 & 5-0	3-11, 5-11 & 9-11	5-11, 9-11 & 14-11	14-11
at Kennesaw State	4/28	1st, 4th & 6th	5-0, 3-0 & 2-0	0-0, 5-4 & 8-6	5-0, 8-4 & 10-6	10-7
Xavier	5/2	3rd	5-0	0-1	5-1	7-5
Xavier	5/3	1st, 5th, 7th & 8th	6-0, 2-0, 2-0 & 2-0	0-0, 8-2, 10-6, 12-6	6-0, 10-2, 12-6 & 14-6	14-6
Duke	5/8	4th	4-0	1-1	5-1	10-9 (10)
Duke	5/9	3rd & 5th	3-0 & 2-0	1-0 & 13-1	4-0 & 15-1	15-2 (7)
Duke	5/10	3rd, 5th & 6th	2-0, 3-0 & 4-0	5-1, 7-1 & 10-1	7-1, 10-1 & 14-1	14-1 (7)

### **BIG INNINGS BREAKDOWN**

- With a lineup that is described as being the best in all of college baseball, Tech is always primed for hanging up crooked numbers in 2026.
- Tech has delivered 5+ runs in 31 innings so far this year, with much of the damage done with two outs, below is a breakdown...

<b>OPPONENT</b>	<b>DATE</b>	<b>INNING</b>	<b>RUNS</b>	<b>H</b>	<b>2B</b>	<b>3B</b>	<b>HR</b>	<b>2 Out RBI</b>	<b>BB</b>	<b>SCORE BEFORE INNING</b>	<b>SCORE AFTER INNING</b>	<b>FINAL</b>
Bowling Green	2/14	3rd	<b>11</b>	7	1	0	1	<b>8</b>	<b>5</b>	0-2	11-2	27-4
Bowling Green	2/14	4th	5	3	0	0	0	3*	2	11-2	16-2	27-4
Bowling Green	2/14	6th	6	5	1	0	0	0	1	16-2	22-2	27-4
at Georgia Southern	2/17	2nd	7	4	2	0	0	7*	2	1-0	8-0	25-1
at Georgia Southern	2/17	3rd	5	3	1	0	1	4*	2	8-0	13-0	25-1
at Georgia Southern	2/17	7th	8	<b>10</b>	1	<b>1</b>	1	8*	0	17-0	25-0	25-1
Stony Brook	2/20	6th	6	3	1	0	0	5*	<b>5</b>	7-5	13-5	14-5
Stony Brook	2/20	2nd	5	5	2	<b>1</b>	1	0	0	0-3	5-3	10-5 (7)
Stony Brook	2/20	5th	5	5	2	0	1	0	1	5-5	10-5	10-5 (7)
Stony Brook	2/22	1st	7	5	0	<b>1</b>	1	3	3	0-0	7-0	21-3 (7)
Northwestern	2/27	2nd	7	6	<b>4</b>	0	1	5	3	2-2	9-2	17-3 (7)
Northwestern	2/27	4th	5	5	2	0	2	4	0	10-2	15-2	17-3 (7)
Northwestern	2/28	3rd	5	3	1	0	1	0	1	5-3	10-3	13-3 (7)
Northwestern	3/1	8th	5	4	0	0	2	5*	1	9-5	14-5	14-6
Virginia Tech	3/6	1st	8	6	1	0	0	0	<b>5</b>	0-0	8-0	16-1 (7)
Virginia Tech	3/6	3rd	5	3	0	0	0	4*	4	8-1	13-1	16-1 (7)
Virginia Tech	3/7	7th	8	8	0	0	<b>4</b>	2	2	5-5	13-5	14-5
West Georgia	3/10	3rd	5	5	1	0	0	4*	2	5-0	10-0	14-0 (7)
at Clemson	3/12	5th	5	4	0	0	1	0	0	4-0	9-0	10-0 (7)
at Pitt	3/22	6th	6	4	2	0	0	2	2	4-0	10-0	12-4 (7)
Auburn	3/31	2nd	6	4	1	0	2	4	2	0-3	6-3	13-3 (8)
at Cal	4/2	1st	9	6	<b>4</b>	0	0	2	4	0-0	9-0	17-2 (7)
at Cal	4/4	6th	5	5	0	<b>1</b>	0	5*	1	4-0	9-0	9-3
Kennesaw State	4/7	5th	5	5	1	0	2	3	1	4-3	9-3	11-4
Florida State	4/11	5th	5	6	2	0	0	3	0	2-3	7-3	17-3
Florida State	4/11	6th	10	7	1	0	3	<b>8</b>	3	7-3	17-3	17-3
Georgia	4/21	5th	5	5	1	0	1	0	2	7-4	12-4	14-4 (7)
Wake Forest	4/25	7th	5	6	2	0	0	0	1	9-11	14-11	14-11
at Kennesaw State	4/28	1st	5	6	2	0	0	1	0	0-0	5-0	10-7
Xavier	5/2	3rd	5	4	0	0	2	3	0	0-1	5-1	7-5
Xavier	5/3	1st	6	7	2	0	0	3	0	0-0	6-0	14-6
Duke	5/9	4th	9	4	1	0	3	0	<b>5</b>	4-0	13-1	15-2 (7)
Duke	5/10	1st	5	5	0	0	1	4	0	0-1	5-1	14-1

\* indicates all RBI that inning came with two-outs

# STARTERS

## STARTING PITCHERS GAME-BY-GAME

### STARTING PITCHER RECORDS

PITCHER	Starts	Record	GT Career Record
Tate McKee	12	7-1	19-9
Jackson Blakely	10	6-1	6-1
Cooper Underwood	6	1-0	1-0
Dylan Loy	5	1-1	1-1
Carson Ballard	4	2-0	4-2
Porter Buursema	4	0-1	0-1
Dimitri Angelakos	3	1-1	1-1
Mason Patel	2	1-0	14-5
Justin Shadek	2	0-0	0-0
Charlie Willcox	1	0-0	0-0

Last season, Tech set a program record, going 37 games without recording a loss from a starting pitcher.

This season, it took until the 20th game for a Tech pitcher to get saddled with a loss, when Jackson Blakely saw his inherited runners score for a total of 6 earned runs over his outing.

At Cal, Tech starters did not allow an earned run in any of the three starts, spanning 13.1 innings. It was the first time Tech starters had delivered a 0.00 ERA over an ACC series since at least the turn of the century.

Underwood became the first true freshman to start on opening weekend since 2022.

Blakely recorded nine strikeouts in his first career start, vs. Georgia State on Feb. 24 - it was the most strikeouts by any Tech pitcher in their first career start since at least the turn of the century

Angelakos was excellent in his first career start, pitching 5.0 innings with 2 hits, five strikeouts and zero walks, becoming the first Tech pitcher to throw 5.0 scoreless innings in his first career start since Carson Ballard, against Georgia State back in 2024.

PITCHER	DATE	OPPONENT	DEC.	IP	H	R	ER	BB	SO	NP	SCORE W/LEFT	FINAL
Tate McKee	2/13	Bowling Green	W	5.0	3	1	1	1	6	86	5-1	11-5
Mason Patel	2/14	Bowling Green	W	5.0	5	2	2	2	7	96	16-2	27-4
Cooper Underwood	2/14	Bowling Green	ND	3.2	4	2	2	2	4	66	6-2	12-2 (7)
Dylan Loy	2/17	at Ga. Southern	ND	2.0	1	0	0	0	6	35	13-0	25-1
Tate McKee	2/20	Stony Brook	ND	4.0	3	2	2	3	6	82	3-2	14-5
Justin Shadek	2/20	Stony Brook	ND	2.0	2	3	1	1	2	38	5-3	10-5 (7)
Mason Patel	2/21	Stony Brook	ND	3.1	8	5	5	1	1	48	2-5	6-5 (10)
Cooper Underwood	2/22	Stony Brook	W	4.0	0	0	0	2	4	50	14-0	21-3 (7)
Jackson Blakely	2/24	Georgia State	ND	4.0	3	0	0	2	9	74	2-0	4-9
Tate McKee	2/27	Northwestern	W	4.1	6	3	3	2	3	86	15-3	17-3 (7)
Dylan Loy	2/28	Northwestern	W	4.0	9	3	3	0	4	81	10-3	13-3 (7)
Cooper Underwood	3/1	Northwestern	ND	0.1	3	4	4	0	0	26	0-4	14-6
Dimitri Angelakos	3/3	vs Georgia State	W	5.0	2	0	0	0	5	65	2-0	4-1
Tate McKee	3/6	Virginia Tech	ND	3.0	4	1	1	2	3	67	8-1	16-1 (7)
Dylan Loy	3/7	Virginia Tech	ND	4.2	6	5	1	1	3	86	2-5	14-5
Cooper Underwood	3/8	Virginia Tech	ND	2.1	2	2	2	3	2	54	2-2	6-9
Dimitri Angelakos	3/10	West Georgia	ND	3.1	2	0	0	0	2	38	10-0	14-0
Tate McKee	3/12	at Clemson	W	6.0	1	0	0	5	7	99	9-0	10-0(7)
Dylan Loy	3/13	at Clemson	ND	4.1	5	2	2	1	1	75	4-2	9-3
Jackson Blakely	3/14	at Clemson	L	4.1	7	6	6	1	3	78	5-6	7-13
Dimitri Angelakos	3/17	at Auburn	L	1.1	5	4	4	1	1	39	1-4	2-9
Tate McKee	3/20	at Pitt	ND	4.0	6	6	6	5	6	98	11-6	11-9
Dylan Loy	3/21	at Pitt	L	1.0	4	5	5	1	1	29	3-5	9-14
Jackson Blakely	3/22	at Pitt	W	4.0	2	0	0	2	5	75	4-0	12-4
Tate McKee	3/27	NC State	W	7.1	4	1	1	4	3	99	3-1	3-1
Porter Buursema	3/28	NC State	ND	2.1	5	3	3	4	2	66	2-3	6-4
Jackson Blakely	3/29	NC State	W	7.0	4	0	0	1	3	96	7-0	10-0 (8)
Cooper Underwood	3/31	Auburn	ND	1.2	4	3	3	2	1	42	0-3	13-3 (8)
Tate McKee	4/2	at Cal	W	4.0	3	0	0	1	4	65	17-0	17-2 (7)
Porter Buursema	4/3	at Cal	ND	4.0	2	1	0	1	6	65	7-0	7-2
Jackson Blakely	4/4	at Cal	W	5.1	2	0	0	0	6	74	9-0	9-3
Charlie Willcox	4/7	Kennesaw State	ND	1.0	3	3	3	1	0	23	0-3	11-4
Tate McKee	4/9	Florida State	W	6.0	4	3	3	2	7	94	4-3	4-3
Porter Buursema	4/10	Florida State	ND	4.0	3	1	1	1	7	66	4-1	8-3
Jackson Blakely	4/11	Florida State	W	5.0	6	3	3	1	5	86	7-3	17-3
Cooper Underwood	4/14	Georgia Southern	ND	1.0	3	4	4	1	2	29	2-4	13-9
Tate McKee	4/17	at North Carolina	L	2.1	7	5	4	1	3	76	0-5	2-5
Porter Buursema	4/18	at North Carolina	L	2.0	3	7	7	4	2	60	0-7	4-14 (8)
Jackson Blakely	4/19	at North Carolina	ND	2.2	4	2	2	3	3	71	4-2	5-2
Carson Ballard	4/21	vs. Georgia	W	4.1	8	4	4	2	5	83	7-4	14-4 (7)
Tate McKee	4/24	Wake Forest	W	5.0	6	4	3	2	8	98	5-4	6-5
Justin Shadek	4/25	Wake Forest	ND	0.1	2	5	5	2	1	24	0-5	14-11
Jackson Blakely	4/26	Wake Forest	ND	4.0	4	4	3	2	2	73	4-4	6-5
Carson Ballard	4/28	at Kennesaw State	ND	1.0	1	0	0	1	0	20	5-0	10-7
Tate McKee	5/1	Xavier	ND	5.0	4	3	2	3	8	93	4-3	4-8 (10)
Carson Ballard	5/2	Xavier	ND	4.0	5	1	1	2	5	80	5-1	7-5
Jackson Blakely	5/3	Xavier	ND	4.0	3	2	2	0	6	74	8-2	14-6
Tate McKee	5/8	Duke	ND	5.0	7	6	5	0	6	83	7-3	10-9 (10)
Carson Ballard	5/9	Duke	W	5.0	3	1	1	0	4	72	15-1	15-2 (7)
Jackson Blakely	5/10	Duke	W	5.1	3	1	0	2	7	78	10-1	14-1 (7)

**BULLPEN GAME-BY-GAME**

OPPONENT	DATE	W-L-S	PITCHERS	INN.	IP	H	R-ER	BB-SO
Bowling Green	Feb. 13	0-0-0	Loy, Willcox, Gaudette, Vicens	6th	4.0	6	4-2	5-7
Bowling Green	Feb. 14	0-0-0	McKelvey, Buursema, Angelakos	6th	4.0	3	2-2	2-9
Bowling Green	Feb. 14	1-0-0	Campbell (W), Shadek, Spivey	4th	3.1	<b>0</b>	<b>0-0</b>	2-4
at Ga. Southern	Feb. 17	1-0-0	Ballard, Blakely (W), McKelvey, Barfield, Lankie	3rd	7.0	5	1-0	1-13
Stony Brook	Feb. 20	1-0-0	Gaudette, Campbell (W), Lankie, Angelakos	5th	5.0	6	3-3	<b>0-8</b>
Stony Brook	Feb. 20	1-0-0	Spivey, McKelvey, Barfield (W), Vicens	3rd	5.0	5	2-2	4-6
Stony Brook	Feb. 21	1-0-0	Loy, Ballard (W)	4th	6.2	<b>0</b>	<b>0-0</b>	2-6
Stony Brook	Feb. 22	0-0-0	Bursema, Willcox	5th	3.0	3	3-2	1-2
Georgia State	Feb. 24	0-1-0	Campbell (L), Spivey, Vicens, Ballard, Angelakos, Gaudette	5th	5.0	9	9-8	1-4
Northwestern	Feb. 27	0-0-0	Gaudette, Buursema	5th	2.2	1	<b>0-0</b>	1-3
Northwestern	Feb. 28	0-0-1	Lankie (S)	5th	3.0	1	<b>0-0</b>	1-4
Northwestern	March 1	1-0-0	Gaudette, Shadek (W), Spivey, Barfield, Campbell	1st	<b>8.2</b>	7	2-2	4-11
vs Georgia State	March 3	0-0-1	Willcox, Spivey (S)	6th	4.0	2	1-1	2-2
Virginia Tech	March 6	1-0-0	Ballard (W), Campbell	4th	4.0	1	<b>0-0</b>	1-6
Virginia Tech	March 7	1-0-0	Blakely, Gaudette (W), Barfield, Vicens	5th	4.1	5	<b>0-0</b>	2-5
Virginia Tech	March 8	0-1-0	Gaudette, Spivey, Lankie, Buursema (L), Shadek, Campbell	3rd	6.2	12	7-7	4-11
West Georgia	March 10	1-0-0	McKelvey (W), Willcox, Buursema	4th	3.2	<b>0</b>	<b>0-0</b>	2-6
at Clemson	March 12	0-0-0	Lankie	7th	1.0	1	<b>0-0</b>	<b>0-0</b>
at Clemson	March 13	1-0-0	Patel (W), Gaudette, Ballard	5th	4.2	4	1-1	2-4
at Clemson	March 14	0-0-0	McKelvey, Spivey, Vicens, Underwood, Barfield, Shadek, Campbell, Willcox	5th	4.2	7	7-5	8-3
at Auburn	March 17	0-0-0	Lankie, Barfield, Gaudette, Campbell, Ballard, Shadek	2nd	6.2	6	5-5	5-8
at Pitt	March 20	1-0-1	McKelvey (W), Gaudette, Patel (S)	5th	4.0	2	3-3	5-4
at Pitt	March 21	0-0-0	Ballard, Willcox, Buursema, Vicens, Barfield	2nd	7.0	7	9-9	7-7
at Pitt	March 22	0-0-0	Barfield, Lankie, Shadek	5th	3.0	4	4-4	2-5
NC State	March 27	0-0-1	Patel (S)	8th	1.2	1	<b>0-0</b>	<b>0-2</b>
NC State	March 28	1-0-1	Loy, Gaudette (W), Barfield (S)	3rd	6.2	4	1-1	2-6
NC State	March 29	0-0-0	Shadek	8th	1.0	<b>0</b>	<b>0-0</b>	<b>0-3</b>
Auburn	March 31	1-0-0	Lankie, Campbell, Loy, Barfield, Willcox, Ballard, Spivey	2nd	6.1	2	<b>0-0</b>	2-7
at Cal	April 2	0-0-0	McKelvey, Angelakos	5th	3.0	3	2-2	3-3
at Cal	April 3	1-0-0	Barfield, Lankie, Spivey, Willcox	5th	5.0	3	1-0	<b>0-7</b>
at Cal	April 4	0-0-0	Gaudette, Shadek, Patel	6th	3.2	5	3-3	2-4
Kennesaw State	April 7	1-0-0	Loy, Ballard (W), Barfield, Spivey, Vicens, Angelakos	2nd	8.0	4	1-1	1-12
Florida State	April 9	0-0-1	Patel (S)	7th	3.0	3	<b>0-0</b>	<b>0-0</b>
Florida State	April 10	1-0-1	Gaudette (W), Loy (S)	5th	5.0	4	2-2	2-6
Florida State	April 11	0-0-0	Lankie, Barfield	6th	2.0	<b>0</b>	<b>0-0</b>	2-3
Georgia Southern	April 14	1-0-0	Ballard, Barfield, Lankie, Shadek, Spivey, Gaudette, Angelakos	2nd	8.0	10	5-4	4-9
at North Carolina	April 17	0-0-0	Shadek, Barfield, Gaudette, Vicens, Loy	3rd	5.2	4	<b>0-0</b>	2-8
at North Carolina	April 18	0-0-0	Loy, McKelvey, Angelakos, Campbell, Willcox	3rd	5.2	7	7-7	8-5
at North Carolina	April 19	1-0-1	Gaudette (W), Patel (S)	3rd	6.1	4	<b>0-0</b>	2-3
vs. Georgia	April 21	0-0-0	Lankie, Barfield	5th	2.2	2	<b>0-0</b>	<b>0-4</b>
Wake Forest	April 24	0-0-1	Barfield, Patel (S)	6th	4.0	3	1-1	2-4
Wake Forest	April 25	1-0-0	Lankie, Campbell, Angelakos, Underwood (W)	1st	<b>8.2</b>	9	6-6	4-11
Wake Forest	April 26	1-0-1	Barfield, Loy (W), Gaudette (S)	5th	5.0	3	1-1	2-4
at Kennesaw St	April 28	1-0-1	Vicens, Spivey (W), Shadek, Patel (S)	2nd	8.0	6	7-7	3-8
Xavier	May 1	0-1-0	Loy, Gaudette (L)	6th	5.0	6	5-5	2-7
Xavier	May 2	1-0-0	Barfield (W), Lankie, Underwood	5th	5.0	7	4-4	1-9
Xavier	May 3	1-0-0	Angelakos, Gaudette (W), Loy, Campbell, Shadek	5th	5.0	4	4-4	1-8
Duke	May 8	1-0-0	Gaudette, Patel (W)	6th	5.0	5	3-2	1-7
Duke	May 9	0-0-0	Lankie, Campbell	6th	2.0	3	1-1	1-3
Duke	May 10	0-0-0	Gaudette, Underwood	6th	1.2	<b>0</b>	<b>0-0</b>	<b>0-1</b>

- The Tech bullpen set a season high with a 12.1 inning scoreless streak over the course of the four games from Feb. 24-March 1.
- The Tech bullpen did not allow a run over 1.2 innings against Duke, the 17th scoreless outing for them this season.
- The GT bullpen has allowed two or fewer earned runs in 34 games this season and each of its last three games.

# 2026 Season Summary

(As of May 12, 2026)

## Georgia Tech Season Summary

Record: 42-8    Home: 30-3    Away: 11-5    Neutral: 1-0    Conference: 22-5  
 Extra Inn: 2-1    Vs. Ranked: 11-4

DATE	OPPONENT	SCORE	PLAYER	AVG	SLUG	OBP	GP	AB	R	H	2B	3B	HR	RBI	BB	K	SB	CS	E
02-13	Bowling Green	W 11-5	ADVINCULA, Jarren	.431	.612	.506	50	209	57	90	10	2	8	59	25	15	16	1	1
02-14	Bowling Green	W 27-4	KERCE, Carson	.386	.646	.470	50	189	54	73	27	2	6	39	25	29	2	0	8
02-14	Bowling Green	W 12-2	LACKEY, Vahn	.380	.693	.500	50	179	62	68	13	2	13	57	40	31	12	1	3
02-17	at Georgia Southern	W 25-1	BURRESS, Drew	.375	.678	.484	50	208	69	78	18	3	13	53	38	34	8	4	3
02-20	Stony Brook	W 14-5	HERNANDEZ, Alex	.364	.556	.483	44	162	46	59	7	0	8	37	34	45	2	0	2
02-20	Stony Brook	W 10-5	BAKER, Will	.348	.634	.474	49	164	55	57	18	1	9	44	38	25	1	0	2
02-22	Stony Brook	W 21-3	ZUCKERMAN, Ryan	.344	.754	.443	50	183	55	63	13	1	20	65	31	69	3	0	7
02-24	Georgia State	L 4-9	SCHMIDT, Kent	.328	.515	.487	42	134	44	44	7	0	6	43	41	33	3	0	3
02-27	Northwestern	W 17-3	DANIEL, Caleb	.293	.593	.379	45	123	31	36	10	0	9	27	14	39	0	0	0
02-28	Northwestern	W 13-3	ROGERS, Drew	.247	.521	.364	31	73	22	18	2	0	6	24	6	27	0	0	3
03-01	Northwestern	W 14-6	-----																
03-03	at Georgia St.	W 4-1	NEISES, Tyler	.667	.667	.800	4	3	2	2	0	0	0	0	2	1	0	0	0
03-06*	Virginia Tech	W 16-1	COUPET, Nathanael	.500	.750	.533	13	12	6	6	0	0	1	9	1	5	0	0	0
03-07*	Virginia Tech	W 14-5	DEE, Michael	.500	.500	.600	7	4	3	2	0	0	0	1	1	2	0	0	0
03-08*	Virginia Tech	L 6-9	HARTWELL, Judson	.500	.500	.600	4	4	2	2	0	0	0	1	1	0	0	0	0
03-10	West Georgia	W 14-0	STEPHENSON, Dominic	.500	1.000	.667	5	4	2	2	0	0	1	0	3	1	2	0	0
03-12*	at Clemson	W 10-0	BROSIUS, Parker	.306	.694	.486	42	49	12	15	4	0	5	24	17	10	3	0	0
03-13*	at Clemson	W 9-3	BROWN, Cade	.273	.273	.429	10	11	3	3	0	0	0	1	2	4	0	0	2
03-14*	at Clemson	L 7-13	LEWIS, Coleman	.261	.391	.370	13	23	6	6	0	0	1	4	4	9	0	0	0
03-17	at Auburn	L 2-9	-----																
03-20*	at Pitt	W 11-9	Totals	.360	.630	.470		1734	531	624	129	12	105	491	321	380	50	6	40
03-21*	at Pitt	L 9-14	Opponents	.249	.418	.346		1589	240	395	75	1	64	229	194	479	49	14	53
03-22*	at Pitt	W 12-4	LOB - Team (426), Opp (364). DPs turned - Team (26), Opp (44). CI - Team (0), Opp (0). IBB - Team (5): ZUCKERMAN, Ryan (1)																
03-27*	NC State	W 3-1	;ADVINCULA, Jarren (1);LACKEY, Vahn (1);BAKER, Will (1);BURRESS, Drew (1). Picked off - Team (5): BURRESS, Drew (2)																
03-28*	NC State	W 6-4	;SCHMIDT, Kent (1);LACKEY, Vahn (1);KERCE, Carson (1).																
03-29*	NC State	W 10-0	PLAYER	ERA	W-L	APP	GS	CG	SHO	SV	IP	H	R	ER	BB	K	AVG	HR	
03-31	Auburn	W 13-3	PATEL, Mason	2.40	3-0	11	2	0	0	6	30.0	29	8	8	8	25	.261	0	
04-02*	at California	W 17-2	BLAKELY, Jackson	2.84	6-1	12	10	0	1	0	50.2	44	18	16	14	56	.230	6	
04-03*	at California	W 7-2	BALLARD, Carson	3.38	6-0	14	4	0	0	0	32.0	35	14	12	12	35	.282	4	
04-04*	at California	W 9-3	LOY, Dylan	3.38	3-1	16	5	0	0	1	40.0	36	19	15	13	42	.235	7	
04-07	Kennesaw State	W 11-4	ANGELAKOS, Dimitri	4.44	1-1	12	3	0	1	0	24.1	23	12	12	4	20	.245	6	
04-09*	Florida St.	W 4-3	MCKEE, Tate	4.57	7-1	13	13	0	1	0	61.0	58	35	31	31	70	.249	16	
04-10*	Florida St.	W 8-3	SHADEK, Justin	5.82	1-0	14	2	0	1	0	21.2	19	18	14	15	36	.235	3	
04-11*	Florida St.	W 17-3	BUURSEMA, Porter	6.20	0-2	10	4	0	1	0	20.1	15	15	14	19	29	.208	2	
04-14	Georgia Southern	W 13-9	UNDERWOOD, Cooper	6.97	2-0	10	6	0	0	0	20.2	19	16	16	12	23	.257	3	
04-17*	at North Carolina	L 2-5	WILLCOX, Charlie	10.38	0-0	10	1	0	1	0	13.0	21	17	15	9	13	.339	1	
04-18*	at North Carolina	L 4-14	-----																
04-19*	at North Carolina	W 5-2	BARFIELD, Brett	1.89	3-0	19	0	0	0	1	19.0	13	4	4	7	26	.186	1	
04-21-	vs. Georgia	W 14-4	GAUDETTE, Caden	4.28	5-1	21	0	0	0	1	27.1	20	14	13	9	25	.204	5	
04-24*	Wake Forest	W 6-5	LANKIE, Jake	5.59	0-0	15	0	0	1	1	19.1	28	14	12	6	24	.329	4	
04-25*	Wake Forest	W 14-11	CAMPBELL, Kayden	6.10	2-1	13	0	0	0	0	10.1	10	7	7	7	12	.263	1	
04-26*	Wake Forest	W 6-5	SPIVEY, Caden	8.16	1-0	12	0	0	0	1	14.1	14	13	13	12	19	.259	2	
04-28	at Kennesaw St.	W 10-7	MCKELVEY, Adam	9.45	2-0	8	0	0	1	0	6.2	6	7	7	7	11	.250	2	
05-01+	Xavier	L 4-8	VICENS, Jamie	10.29	0-0	9	0	0	0	0	7.0	5	9	8	9	13	.200	1	
05-02	Xavier	W 7-5	Totals	4.68	42-8	50	0	3	11		417.2	395	240	217	194	479	.249	64	
05-03	Xavier	W 14-6	Opponents	11.01	8-42	50	0	0	4		394.0	624	531	482	321	380	.360	105	
05-08**	Duke	W 10-9	PB - Team(6): LACKEY, Vahn (4);ROGERS, Drew (2), Opp (9). Pickoffs - Team(11): UNDERWOOD, Cooper (2);MCKEE, Tate (2)																
05-09*	Duke	W 15-2	;SPIVEY, Caden (1);BALLARD, Carson (1);PATEL, Mason (1);LOY, Dylan (1);ANGELAKOS, Dimitri (1);BUURSEMA, Porter (1), Opp																
05-10*	Duke	W 14-1	(5). SBA/ATT - LACKEY, Vahn (28-34);ROGERS, Drew (21-29);BLAKELY, Jackson (2-2);VICENS, James (2-2);WILLCOX, Charlie (1-1);SHADEK, Justin (1-1);ANGELAKOS, Dimitri (1-1).																

\* Conf Game; - Neutral Site; + Extra Innings; ^ Postseason; (F) Forfeit

SCORE BY INNINGS	1	2	3	4	5	6	7	8	9	EX	TOTAL
Georgia Tech	84	62	86	54	85	79	50	28	1	2	531
Opponents	47	45	11	25	41	19	26	14	8	4	240

# Overall Stats

## Georgia Tech Overall Statistics

Record: 42-8    Home: 30-3    Away: 11-5    Neutral: 1-0    Conference: 22-5  
 Extra Inn: 2-1    Vs. Ranked: 11-4

PLAYER	AVG	GP-GS	AB	R	H	2B	3B	HR	XB	RBI	TB	SLG	BB	HP	K	GDP	OB%	SF	SH	SB-ATT	PO	A	E	FLD%		
ADVINCULA, Jarren	.431	50-50	209	57	90	10	2	8	20	59	128	.612	25	8	15	1	.506	1	1	16-17	69	87	1	.994		
KERCE, Carson	.386	50-50	189	54	73	27	2	6	35	39	122	.646	25	5	29	8	.470	0	1	2-2	52	111	8	.953		
LACKEY, Vahn	.380	50-50	179	62	68	13	2	13	28	57	124	.693	40	6	31	7	.500	3	0	12-13	311	26	3	.991		
BURRESS, Drew	.375	50-50	208	69	78	18	3	13	34	53	141	.678	38	7	34	3	.484	1	0	8-12	96	4	3	.971		
HERNANDEZ, Alex	.364	44-44	162	46	59	7	0	8	15	37	90	.556	34	4	45	2	.483	1	0	2-2	102	10	2	.982		
BAKER, Will	.348	49-47	164	55	57	18	1	9	28	44	104	.634	38	4	25	9	.474	3	3	1-1	36	4	2	.952		
ZUCKERMAN, Ryan	.344	50-50	183	55	63	13	1	20	34	65	138	.754	31	4	69	3	.443	3	0	3-3	26	86	7	.941		
SCHMIDT, Kent	.328	42-42	134	44	44	7	0	6	13	43	69	.515	41	6	33	4	.487	6	0	3-3	280	11	3	.990		
DANIEL, Caleb	.293	45-32	123	31	36	10	0	9	19	27	73	.593	14	5	39	3	.379	3	0	0-0	41	0	0	1.000		
ROGERS, Drew	.247	31-18	73	22	18	2	0	6	8	24	38	.521	6	8	27	3	.364	1	0	0-0	163	17	3	.984		
-----																										
NEISES, Tyler	.667	4-0	3	2	2	0	0	0	0	0	2	.667	2	0	1	0	.800	0	0	0-0	2	0	0	1.000		
COUPET, Nathanael	.500	13-1	12	6	6	0	0	1	1	9	9	.750	1	1	5	0	.533	1	0	0-0	14	1	0	1.000		
DEE, Michael	.500	7-0	4	3	2	0	0	0	0	1	2	.500	1	0	2	0	.600	0	0	0-0	2	2	0	1.000		
HARTWELL, Judson	.500	4-0	4	2	2	0	0	0	0	1	2	.500	1	0	0	0	.600	0	0	0-0	1	0	0	1.000		
STEPHENSON, Dominic	.500	5-0	4	2	2	0	1	0	1	3	4	1.000	1	1	2	0	.667	0	0	0-0	7	0	0	1.000		
BROSIUS, Parker	.306	42-14	49	12	15	4	0	5	9	24	34	.694	17	3	10	1	.486	3	2	3-3	26	0	0	1.000		
BROWN, Cade	.273	10-0	11	3	3	0	0	0	0	1	3	.273	2	1	4	0	.429	0	0	0-0	10	2	2	.857		
LEWIS, Coleman	.261	13-2	23	6	6	0	0	1	1	4	9	.391	4	0	9	1	.370	0	0	0-0	1	0	0	1.000		
Others																					14	56	6	.921		
<b>Totals</b>	<b>.360</b>	<b>-</b>	<b>1734</b>	<b>531</b>	<b>624</b>	<b>129</b>	<b>12</b>	<b>105</b>	<b>246</b>	<b>491</b>	<b>1092</b>	<b>.630</b>	<b>321</b>	<b>63</b>	<b>380</b>	<b>45</b>	<b>.470</b>	<b>26</b>	<b>7</b>	<b>50-56</b>	<b>1253</b>	<b>417</b>	<b>40</b>	<b>.977</b>		
<b>Opponents</b>	<b>.249</b>	<b>-</b>	<b>1589</b>	<b>240</b>	<b>395</b>	<b>75</b>	<b>1</b>	<b>64</b>	<b>140</b>	<b>229</b>	<b>664</b>	<b>.418</b>	<b>194</b>	<b>50</b>	<b>479</b>	<b>26</b>	<b>.346</b>	<b>13</b>	<b>14</b>	<b>49-63</b>	<b>1183</b>	<b>403</b>	<b>53</b>	<b>.968</b>		

LOB - Team (426), Opp (364). DPs turned - Team (26), Opp (44). CI - Team (0), Opp (0). IBB - Team (5): ZUCKERMAN, Ryan (1); ADVINCULA, Jarren (1); LACKEY, Vahn (1); BAKER, Will (1); BURRESS, Drew (1). Picked off - Team (5): BURRESS, Drew (2); SCHMIDT, Kent (1); LACKEY, Vahn (1); KERCE, Carson (1).

PLAYER	ERA	W-L	APP	GS	CG	SHO	SV	IP	H	R	ER	BB	K	WHIP	2B	3B	HR	AVG	WP	HP	BK	SFA	SHA	
PATEL, Mason	2.40	3-0	11	2	0	0	6	30.0	29	8	8	8	25	1.23	9	0	0	.261	0	1	1	0	3	
BLAKELY, Jackson	2.84	6-1	12	10	0	1	0	50.2	44	18	16	14	56	1.14	10	1	6	.230	3	10	0	2	1	
BALLARD, Carson	3.38	6-0	14	4	0	0	0	32.0	35	14	12	12	35	1.47	7	0	4	.282	1	4	0	2	2	
LOY, Dylan	3.38	3-1	16	5	0	0	1	40.0	36	19	15	13	42	1.23	1	0	7	.235	1	5	0	0	0	
ANGELAKOS, Dimitri	4.44	1-1	12	3	0	1	0	24.1	23	12	12	4	20	1.11	6	0	6	.245	1	4	0	0	0	
MCKEE, Tate	4.57	7-1	13	13	0	1	0	61.0	58	35	31	31	70	1.46	5	0	16	.249	5	4	0	0	0	
SHADEK, Justin	5.82	1-0	14	2	0	1	0	21.2	19	18	14	15	36	1.57	5	0	3	.235	1	3	0	1	3	
BUURSEMA, Porter	6.20	0-2	10	4	0	1	0	20.1	15	15	14	19	29	1.67	3	0	2	.208	4	0	0	1	1	
UNDERWOOD, Cooper	6.97	2-0	10	6	0	0	0	20.2	19	16	16	12	23	1.50	7	0	3	.257	0	5	0	3	1	
WILLCOX, Charlie	10.38	0-0	10	1	0	1	0	13.0	21	17	15	9	13	2.31	5	0	1	.339	1	4	0	0	0	
-----																								
BARFIELD, Brett	1.89	3-0	19	0	0	0	1	19.0	13	4	4	7	26	1.05	2	0	1	.186	1	1	0	0	0	
GAUDETTE, Caden	4.28	5-1	21	0	0	0	1	27.1	20	14	13	9	25	1.06	1	0	5	.204	1	3	0	0	2	
LANKIE, Jake	5.59	0-0	15	0	0	1	1	19.1	28	14	12	6	24	1.76	6	0	4	.329	0	1	0	1	0	
CAMPBELL, Kayden	6.10	2-1	13	0	0	0	0	10.1	10	7	7	7	12	1.65	3	0	1	.263	0	1	1	0	0	
SPIVEY, Caden	8.16	1-0	12	0	0	0	1	14.1	14	13	13	12	19	1.81	4	0	2	.259	2	2	0	0	0	
MCKELVEY, Adam	9.45	2-0	8	0	0	1	0	6.2	6	7	7	7	11	1.95	1	0	2	.250	0	1	0	2	0	
VICENS, Jamie	10.29	0-0	9	0	0	0	0	7.0	5	9	8	9	13	2.00	0	0	1	.200	2	1	0	1	1	
<b>Totals</b>	<b>4.68</b>	<b>42-8</b>	<b>50</b>	<b>0</b>	<b>3</b>	<b>11</b>	<b>417.2</b>	<b>395</b>	<b>240</b>	<b>217</b>	<b>194</b>	<b>479</b>	<b>1.41</b>	<b>75</b>	<b>1</b>	<b>64</b>	<b>.249</b>	<b>23</b>	<b>50</b>	<b>2</b>	<b>13</b>	<b>14</b>		
<b>Opponents</b>	<b>11.01</b>	<b>8-42</b>	<b>50</b>	<b>0</b>	<b>0</b>	<b>4</b>	<b>394.0</b>	<b>624</b>	<b>531</b>	<b>482</b>	<b>321</b>	<b>380</b>	<b>2.40</b>	<b>129</b>	<b>12</b>	<b>105</b>	<b>.360</b>	<b>50</b>	<b>63</b>	<b>3</b>	<b>26</b>	<b>7</b>		

PB - Team(6): LACKEY, Vahn (4); ROGERS, Drew (2), Opp (9). Pickoffs - Team(11): UNDERWOOD, Cooper (2); MCKEE, Tate (2); SPIVEY, Caden (1); BALLARD, Carson (1); PATEL, Mason (1); LOY, Dylan (1); ANGELAKOS, Dimitri (1); BUURSEMA, Porter (1), Opp (5). SBA/ATT - LACKEY, Vahn (28-34); ROGERS, Drew (21-29); BLAKELY, Jackson (2-2); VICENS, James (2-2); WILLCOX, Charlie (1-1); SHADEK, Justin (1-1); ANGELAKOS, Dimitri (1-1).

Record: 22-5    Home: 14-1    Away: 8-4    Neutral: 0-0    Conference: 22-5  
 Extra Inn: 1-0    Vs. Ranked: 9-3

PLAYER	AVG	GP-GS	AB	R	H	2B	3B	HR	XB	RBI	TB	SLG	BB	HP	K	GDP	OB%	SF	SH	SB-ATT	PO	A	E	FLD%
ADVINCULA, Jarren	.477	27-27	111	32	53	8	2	3	13	29	74	.667	15	3	10	0	.546	1	0	10-11	46	47	0	1.000
KERCE, Carson	.367	27-27	109	23	40	13	1	4	18	26	67	.615	7	2	20	5	.415	0	1	1-1	28	71	5	.952
BURRESS, Drew	.339	27-27	115	39	39	7	1	8	16	26	72	.626	18	2	25	2	.434	1	0	3-5	52	1	1	.981
LACKEY, Vahn	.330	27-27	97	36	32	6	0	7	13	24	59	.608	22	3	17	7	.467	0	0	7-7	193	14	2	.990
BAKER, Will	.305	26-25	82	29	25	8	1	7	16	20	56	.683	20	2	17	5	.452	0	3	0-0	14	3	1	.944
SCHMIDT, Kent	.294	27-27	85	24	25	5	0	4	9	33	42	.494	26	2	25	1	.453	4	0	3-3	196	9	1	.995
ZUCKERMAN, Ryan	.281	27-27	96	26	27	6	0	7	13	30	54	.563	17	1	40	0	.388	2	0	3-3	18	52	3	.959
HERNANDEZ, Alex	.281	26-26	96	18	27	2	0	4	6	17	41	.427	23	1	32	1	.421	1	0	0-0	36	5	1	.976
DANIEL, Caleb	.246	24-16	61	11	15	3	0	3	6	10	27	.443	6	2	21	1	.333	0	0	0-0	21	0	0	1.000
BROSIUS, Parker	.231	22-10	26	7	6	1	0	4	5	10	19	.731	12	3	5	1	.500	1	1	0-0	14	0	0	1.000
-----																								
BROWN, Cade	.333	3-0	3	1	1	0	0	0	0	0	1	.333	0	0	0	0	.333	0	0	0-0	3	1	0	1.000
COUPET, Nathanael	.333	5-0	3	0	1	0	0	0	0	2	1	.333	1	0	2	0	.500	0	0	0-0	2	1	0	1.000
ROGERS, Drew	.150	11-3	20	4	3	0	0	1	1	3	6	.300	2	1	10	0	.261	0	0	0-0	45	5	0	1.000
LEWIS, Coleman	.143	4-1	7	1	1	0	0	1	1	1	4	.571	0	0	4	1	.143	0	0	0-0	0	0	0	.000
NEISES, Tyler	.000	2-0	0	0	0	0	0	0	0	0	0	.000	1	0	0	0	.000	0	0	0-0	0	0	0	.000
STEPHENSON, Dominic	.000	2-0	0	0	0	0	0	0	0	0	0	.000	1	0	0	0	.000	0	0	0-0	0	0	0	.000
Others																					6	20	4	.867
<b>Totals</b>	<b>.324</b>	<b>-</b>	<b>911</b>	<b>251</b>	<b>295</b>	<b>59</b>	<b>5</b>	<b>53</b>	<b>117</b>	<b>231</b>	<b>523</b>	<b>.574</b>	<b>171</b>	<b>22</b>	<b>228</b>	<b>24</b>	<b>.438</b>	<b>10</b>	<b>5</b>	<b>27-30</b>	<b>674</b>	<b>229</b>	<b>18</b>	<b>.980</b>
<b>Opponents</b>	<b>.250</b>	<b>-</b>	<b>852</b>	<b>133</b>	<b>213</b>	<b>34</b>	<b>1</b>	<b>41</b>	<b>76</b>	<b>127</b>	<b>372</b>	<b>.437</b>	<b>118</b>	<b>24</b>	<b>235</b>	<b>17</b>	<b>.354</b>	<b>9</b>	<b>4</b>	<b>21-28</b>	<b>645</b>	<b>198</b>	<b>30</b>	<b>.966</b>

LOB - Team (219), Opp (198). DPs turned - Team (17), Opp (23). CI - Team (0), Opp (0). IBB - Team (4): ADVINCULA, Jarren (1); LACKEY, Vahn (1); BAKER, Will (1); BURRESS, Drew (1). Picked off - Team (2): SCHMIDT, Kent (1); KERCE, Carson (1).

PLAYER	ERA	W-L	APP	GS	CG	SHO	SV	IP	H	R	ER	BB	K	WHIP	2B	3B	HR	AVG	WP	HP	BK	SFA	SHA	
UNDERWOOD, Cooper	2.16	1-0	4	1	0	0	0	8.1	3	2	2	5	10	0.96	1	0	0	.120	0	2	0	2	0	
BLAKELY, Jackson	3.18	5-1	9	8	0	1	0	39.2	36	16	14	12	36	1.21	10	1	5	.238	2	6	0	2	0	
BALLARD, Carson	4.09	2-0	4	1	0	0	0	11.0	9	5	5	3	10	1.09	1	0	1	.231	0	3	0	1	1	
MCKEE, Tate	4.85	5-1	9	9	0	1	0	42.2	42	26	23	22	47	1.50	3	0	12	.255	3	2	0	0	0	
LOY, Dylan	5.12	1-1	8	3	0	0	1	19.1	22	15	11	9	15	1.60	0	0	6	.286	1	3	0	0	0	
BUURSEMA, Porter	8.22	0-2	6	4	0	0	0	15.1	14	15	14	13	20	1.76	3	0	2	.250	3	0	0	1	1	
SHADEK, Justin	10.80	0-0	7	1	0	1	0	8.1	11	12	10	10	14	2.52	1	0	2	.314	0	2	0	1	1	
-----																								
PATEL, Mason	0.44	2-0	8	0	0	0	5	20.2	15	1	1	5	17	0.97	4	0	0	.205	0	1	1	0	1	
BARFIELD, Brett	1.00	1-0	10	0	0	0	1	9.0	5	1	1	5	11	1.11	1	0	1	.156	1	0	0	0	0	
ANGELAKOS, Dimitri	2.70	0-0	3	0	0	0	0	6.2	6	2	2	3	7	1.35	2	0	2	.240	1	1	0	0	0	
GAUDETTE, Caden	2.89	4-0	12	0	0	0	1	18.2	10	7	6	7	15	0.91	0	0	3	.154	0	2	0	0	0	
CAMPBELL, Kayden	4.50	0-0	6	0	0	0	0	6.0	4	3	3	3	9	1.17	0	0	1	.190	0	0	0	0	0	
VICENS, Jamie	5.40	0-0	4	0	0	0	0	1.2	0	1	1	3	4	1.80	0	0	0	.000	1	0	0	0	0	
LANKIE, Jake	8.59	0-0	7	0	0	1	0	7.1	16	8	7	4	8	2.73	3	0	3	.432	0	1	0	0	0	
SPIVEY, Caden	12.27	0-0	3	0	0	0	0	3.2	6	5	5	3	4	2.45	2	0	0	.400	0	0	0	0	0	
WILLCOX, Charlie	17.18	0-0	4	0	0	0	0	3.2	9	7	7	5	5	3.82	3	0	1	.450	0	0	0	0	0	
MCKELVEY, Adam	23.63	1-0	4	0	0	0	0	2.2	5	7	7	6	3	4.12	0	0	2	.455	0	1	0	2	0	
<b>Totals</b>	<b>4.77</b>	<b>22-5</b>	<b>27</b>	<b>0</b>	<b>2</b>	<b>8</b>	<b>224.2</b>	<b>213</b>	<b>133</b>	<b>119</b>	<b>118</b>	<b>235</b>	<b>1.47</b>	<b>34</b>	<b>1</b>	<b>41</b>	<b>.250</b>	<b>12</b>	<b>24</b>	<b>1</b>	<b>9</b>	<b>4</b>		
<b>Opponents</b>	<b>9.21</b>	<b>5-22</b>	<b>27</b>	<b>0</b>	<b>0</b>	<b>3</b>	<b>215.0</b>	<b>295</b>	<b>251</b>	<b>220</b>	<b>171</b>	<b>228</b>	<b>2.17</b>	<b>59</b>	<b>5</b>	<b>53</b>	<b>.324</b>	<b>29</b>	<b>22</b>	<b>2</b>	<b>10</b>	<b>5</b>		

PB - Team(3): LACKEY, Vahn (3), Opp (5). Pickoffs - Team(6): MCKEE, Tate (2); LOY, Dylan (1); ANGELAKOS, Dimitri (1); BUURSEMA, Porter (1), Opp (2). SBA/ATT - LACKEY, Vahn (13-18); ROGERS, Drew (8-10); BLAKELY, Jackson (2-2); VICENS, James (1-1).

**PITCHING SITUATIONAL**

PLAYER	vs left			vs right			runners on			bases emp			leadoff			2outs			fly	gnd	fly/	
	H	AB	AVG	H	AB	AVG	H	AB	AVG	H	AB	AVG	ADV	OPS	PCT	H	AB	AVG	OUT	OUT	GND	GDP
43 ANGELAKOS, Dimitri	11	37	.297	12	55	.218	6	34	.176	17	60	.283	10	27	.370	4	25	.160	32	19	1.7	1
21 BALLARD, Carson	17	42	.405	18	82	.220	14	68	.206	21	56	.375	15	33	.455	7	36	.194	31	22	1.4	4
32 BARFIELD, Brett	7	31	.226	6	39	.154	6	40	.150	7	30	.233	8	16	.500	4	23	.174	18	12	1.5	0
24 BLAKELY, Jackson	23	72	.319	21	117	.179	16	80	.200	28	111	.252	17	53	.321	14	62	.226	46	45	1.0	1
99 BUURSEMA, Porter	7	23	.304	8	49	.163	10	38	.263	5	34	.147	11	22	.500	3	21	.143	11	17	0.6	1
49 CAMPBELL, Kayden	5	18	.278	5	19	.263	5	14	.357	5	24	.208	3	11	.273	4	15	.267	8	8	1.0	0
18 GAUDETTE, Caden	8	34	.235	12	64	.188	9	49	.184	11	49	.224	6	20	.300	6	37	.162	22	31	0.7	1
35 LANKIE, Jake	16	31	.516	12	53	.226	15	47	.319	13	38	.342	9	19	.474	6	28	.214	13	18	0.7	1
37 LOY, Dylan	14	61	.230	22	89	.247	15	66	.227	21	87	.241	12	41	.293	8	46	.174	34	37	0.9	2
22 MCKEE, Tate	28	91	.308	30	136	.221	21	101	.208	37	132	.280	28	65	.431	10	67	.149	43	58	0.7	6
55 MCKELVEY, Adam	0	6	.000	6	17	.353	4	16	.250	2	8	.250	3	5	.600	2	9	.222	8	1	8.0	0
29 PATEL, Mason	12	41	.293	16	68	.235	12	56	.214	17	55	.309	11	28	.393	8	37	.216	32	25	1.3	2
31 SHADEK, Justin	10	33	.303	8	47	.170	10	38	.263	9	43	.209	7	20	.350	11	33	.333	12	13	0.9	0
20 SPIVEY, Caden	6	20	.300	8	34	.235	8	28	.286	6	26	.231	5	14	.357	3	16	.188	12	8	1.5	0
15 UNDERWOOD, Cooper	9	35	.257	10	35	.286	11	25	.440	8	49	.163	5	22	.227	8	26	.308	19	16	1.2	1
26 VICENS, Jamie	2	8	.250	3	17	.176	4	12	.333	1	13	.077	4	9	.444	1	6	.167	5	2	2.5	0
16 WILLCOX, Charlie	10	21	.476	11	41	.268	17	40	.425	4	22	.182	5	13	.385	10	23	.435	11	15	0.7	0
<b>Totals</b>	<b>185</b>	<b>604</b>	<b>.306</b>	<b>208</b>	<b>962</b>	<b>.216</b>	<b>183</b>	<b>752</b>	<b>.243</b>	<b>212</b>	<b>837</b>	<b>.253</b>	<b>159</b>	<b>418</b>	<b>.380</b>	<b>109</b>	<b>510</b>	<b>.214</b>	<b>357</b>	<b>347</b>	<b>1.0</b>	<b>20</b>
<b>Opponents</b>	<b>235</b>	<b>656</b>	<b>.358</b>	<b>389</b>	<b>1078</b>	<b>.361</b>	<b>371</b>	<b>986</b>	<b>.376</b>	<b>253</b>	<b>748</b>	<b>.338</b>	<b>185</b>	<b>397</b>	<b>.466</b>	<b>216</b>	<b>581</b>	<b>.372</b>	<b>373</b>	<b>357</b>	<b>1.0</b>	<b>36</b>

PLAYER	AP	GS	IP/APP	H/G	R/G	ER/G	BB/G	K/G	K/BB	2B/G	3B/G	HR/G	FO/G	GO/G	BF/G	SBA	ATT	PCT
43 ANGELAKOS, Dimitri	12	3	2.03	8.51	4.44	4.44	1.48	7.40	5.00	2.22	0.00	2.22	11.84	7.03	37.73	1	1	1.000
21 BALLARD, Carson	14	4	2.29	9.84	3.94	3.38	3.38	9.84	2.92	1.97	0.00	1.13	8.72	6.19	40.50	0	0	0
32 BARFIELD, Brett	19	0	1.00	6.16	1.89	1.89	3.32	12.32	3.71	0.95	0.00	0.47	8.53	5.68	36.95	0	0	0
24 BLAKELY, Jackson	12	10	4.22	7.82	3.20	2.84	2.49	9.95	4.00	1.78	0.18	1.07	8.17	7.99	38.72	2	2	1.000
99 BUURSEMA, Porter	10	4	2.03	6.64	6.64	6.20	8.41	12.84	1.53	1.33	0.00	0.89	4.87	7.52	41.16	0	0	0
49 CAMPBELL, Kayden	13	0	0.79	8.71	6.10	6.10	6.10	10.45	1.71	2.61	0.00	0.87	6.97	6.97	40.07	0	0	0
18 GAUDETTE, Caden	21	0	1.30	6.59	4.61	4.28	2.96	8.23	2.78	0.33	0.00	1.65	7.24	10.21	37.21	0	0	0
35 LANKIE, Jake	15	0	1.29	13.03	6.52	5.59	2.79	11.17	4.00	2.79	0.00	1.86	6.05	8.38	43.29	0	0	0
37 LOY, Dylan	16	5	2.50	8.10	4.27	3.38	2.93	9.45	3.23	0.23	0.00	1.58	7.65	8.33	38.70	0	0	0
22 MCKEE, Tate	13	13	4.69	8.56	5.16	4.57	4.57	10.33	2.26	0.74	0.00	2.36	6.34	8.56	39.54	0	0	0
55 MCKELVEY, Adam	8	0	0.83	8.10	9.45	9.45	9.45	14.85	1.57	1.35	0.00	2.70	10.80	1.35	45.90	0	0	0
29 PATEL, Mason	11	2	2.73	8.70	2.40	2.40	2.40	7.50	3.13	2.70	0.00	0.00	9.60	7.50	36.90	0	0	0
31 SHADEK, Justin	14	2	1.55	7.89	7.48	5.82	6.23	14.95	2.40	2.08	0.00	1.25	4.98	5.40	42.78	1	1	1.000
20 SPIVEY, Caden	12	0	1.19	8.79	8.16	8.16	7.54	11.93	1.58	2.51	0.00	1.26	7.54	5.02	42.70	0	0	0
15 UNDERWOOD, Cooper	10	6	2.07	8.27	6.97	6.97	5.23	10.02	1.92	3.05	0.00	1.31	8.27	6.97	41.37	0	0	0
26 VICENS, Jamie	9	0	0.78	6.43	11.57	10.29	11.57	16.71	1.44	0.00	0.00	1.29	6.43	2.57	47.57	2	2	1.000
16 WILLCOX, Charlie	10	1	1.30	14.54	11.77	10.38	6.23	9.00	1.44	3.46	0.00	0.69	7.62	10.38	51.92	1	1	1.000
<b>Totals</b>	<b>50</b>	<b>50</b>	<b>8.35</b>	<b>8.51</b>	<b>5.17</b>	<b>4.68</b>	<b>4.18</b>	<b>10.32</b>	<b>2.47</b>	<b>1.62</b>	<b>0.02</b>	<b>1.38</b>	<b>7.69</b>	<b>7.48</b>	<b>40.12</b>	<b>49</b>	<b>63</b>	<b>.778</b>
<b>Opponents</b>	<b>50</b>	<b>50</b>	<b>7.88</b>	<b>14.25</b>	<b>12.13</b>	<b>11.01</b>	<b>7.33</b>	<b>8.68</b>	<b>1.18</b>	<b>2.95</b>	<b>0.27</b>	<b>2.40</b>	<b>8.52</b>	<b>8.15</b>	<b>49.16</b>	<b>50</b>	<b>56</b>	<b>.893</b>

*Pitching averages based on 9-inning game.*

## STARTING PITCHING

**Starters (Stats from starts only)**

PLAYER	GP-GS	ERA	W-L	IP	H	R	ER	BB	K	2B	3B	HR	AVG	BF	WP	HP	BK	SFA	SHA
BLAKELY, Jackson	12-10	3.15	5-1	45.2	38	18	16	14	49	8	1	6	.224	196	2	9	0	2	1
ANGELAKOS, Dimitri	12-3	3.72	1-1	9.2	9	4	4	1	8	2	0	2	.243	39	0	1	0	0	0
BALLARD, Carson	14-4	3.77	2-0	14.1	17	6	6	5	14	3	0	3	.309	63	0	1	0	1	1
MCKEE, Tate	13-13	4.57	7-1	61.0	58	35	31	31	70	5	0	16	.249	268	5	4	0	0	0
LOY, Dylan	16-5	6.19	1-1	16.0	25	15	11	3	15	1	0	6	.347	77	1	2	0	0	0
PATEL, Mason	11-2	7.56	1-0	8.1	13	7	7	3	8	5	0	0	.382	39	0	0	0	0	2
BUURSEMA, Porter	10-4	8.03	0-1	12.1	13	12	11	10	17	2	0	2	.271	58	3	0	0	0	0
UNDERWOOD, Cooper	10-6	10.38	1-0	13.0	16	15	15	10	13	5	0	2	.320	67	0	4	0	2	1
SHADEK, Justin	14-2	23.15	0-0	2.1	4	8	6	3	3	1	0	2	.400	15	1	1	0	0	1
WILLCOX, Charlie	10-1	27.00	0-0	1.0	3	3	3	1	0	1	0	0	.500	9	0	2	0	0	0
		<b>5.39</b>	<b>18-5</b>	<b>183.2</b>	<b>196</b>	<b>123</b>	<b>110</b>	<b>81</b>	<b>197</b>	<b>33</b>	<b>1</b>	<b>39</b>	<b>.274</b>	<b>831</b>	<b>12</b>	<b>24</b>	<b>0</b>	<b>5</b>	<b>6</b>

## BULLPEN

**Non-starters (Stats from non-starts only)**

PLAYER	GP-GS	ERA	W-L	IP	H	R	ER	BB	K	2B	3B	HR	AVG	BF	WP	HP	BK	SFA	SHA
BLAKELY, Jackson	12-10	0.00	1-0	5.0	6	0	0	0	7	2	0	0	.286	22	1	1	0	0	0
PATEL, Mason	11-2	0.42	2-0	21.2	16	1	1	5	17	4	0	0	.208	84	0	1	1	0	1
UNDERWOOD, Cooper	10-6	1.17	1-0	7.2	3	1	1	2	10	2	0	1	.125	28	0	1	0	1	0
LOY, Dylan	16-5	1.50	2-0	24.0	11	4	4	10	27	0	0	1	.136	95	0	3	0	0	0
BARFIELD, Brett	19-0	2.16	3-0	16.2	13	4	4	7	26	2	0	1	.186	78	1	1	0	0	0
BALLARD, Carson	14-4	3.06	4-0	17.2	18	8	6	7	21	4	0	1	.261	81	1	3	0	1	1
BUURSEMA, Porter	10-4	3.38	0-1	8.0	2	3	3	9	12	1	0	0	.083	35	1	0	0	1	1
SHADEK, Justin	14-2	3.72	1-0	19.1	15	10	8	12	33	4	0	1	.211	88	0	2	0	1	2
ANGELAKOS, Dimitri	12-3	4.91	0-0	14.2	14	8	8	3	12	4	0	4	.246	63	1	3	0	0	0
GAUDETTE, Caden	21-0	5.16	5-1	22.2	20	14	13	9	25	1	0	5	.204	113	1	3	0	0	2
LANKIE, Jake	15-0	5.59	0-0	19.1	28	14	12	6	24	6	0	4	.329	93	0	1	0	1	0
CAMPBELL, Kayden	13-0	7.88	2-1	8.0	10	7	7	7	12	3	0	1	.263	46	0	1	1	0	0
SPIVEY, Caden	12-0	8.16	1-0	14.1	14	13	13	12	19	4	0	2	.259	68	2	2	0	0	0
WILLCOX, Charlie	10-1	9.00	0-0	12.0	18	14	12	8	13	4	0	1	.321	66	1	2	0	0	0
MCKELVEY, Adam	8-0	9.45	2-0	6.2	6	7	7	7	11	1	0	2	.250	34	0	1	0	2	0
VICENS, Jamie	9-0	10.29	0-0	7.0	5	9	8	9	13	0	0	1	.200	37	2	1	0	1	1
		<b>4.12</b>	<b>24-3</b>	<b>234.0</b>	<b>199</b>	<b>117</b>	<b>107</b>	<b>113</b>	<b>282</b>	<b>42</b>	<b>0</b>	<b>25</b>	<b>.228</b>	<b>1031</b>	<b>11</b>	<b>26</b>	<b>2</b>	<b>8</b>	<b>8</b>

**BATTING SITUATIONAL**

PLAYER	vs left			vs right			runners on			bases emp			bases ldd			leadoff			fly	gnd	fly/
	H	AB	AVG	H	AB	AVG	H	AB	AVG	H	AB	AVG	H	AB	AVG	RCH	OP	PCT	OUT	OUT	GND
2 ADVINCULA, Jarren	28	64	.438	59	141	.418	62	126	.492	28	83	.337	2	9	.222	18	36	.500	45	50	0.9
7 BAKER, Will	17	51	.333	39	111	.351	30	94	.319	27	70	.386	4	8	.500	15	27	.556	37	43	0.9
1 BROSIUS, Parker	9	19	.474	6	30	.200	9	27	.333	6	22	.273	2	2	1.000	5	11	.455	20	7	2.9
14 BROWN, Cade	2	3	.667	1	8	.125	2	6	.333	1	5	.200	0	1	.000	0	1	.000	3	1	3.0
8 BURRESS, Drew	20	59	.339	57	146	.390	41	106	.387	37	102	.363	1	8	.125	35	65	.538	58	28	2.1
19 COUPET, Nathanael	3	7	.429	3	5	.600	6	9	.667	0	3	.000	1	1	1.000	0	0	-	1	1	1.0
6 DANIEL, Caleb	11	27	.407	25	94	.266	16	63	.254	20	60	.333	2	4	.500	12	31	.387	29	16	1.8
0 DEE, Michael	1	3	.333	1	1	1.000	2	3	.667	0	1	.000	1	2	.500	0	1	.000	0	0	-
41 HARTWELL, Judson	1	1	1.000	1	3	.333	2	2	1.000	0	2	.000	0	0	-	1	2	.500	1	0	-
4 HERNANDEZ, Alex	13	41	.317	46	118	.390	35	87	.402	24	75	.320	3	4	.750	12	34	.353	26	28	0.9
3 KERCE, Carson	20	52	.385	52	133	.391	32	95	.337	41	94	.436	2	9	.222	22	50	.440	38	41	0.9
25 LACKEY, Vahn	21	49	.429	47	129	.364	44	113	.389	24	66	.364	3	8	.375	19	38	.500	39	30	1.3
9 LEWIS, Coleman	3	7	.429	3	16	.188	4	13	.308	2	10	.200	2	4	.500	2	3	.667	4	4	1.0
39 NEISES, Tyler	1	2	.500	1	1	1.000	2	3	.667	0	0	-	0	1	.000	1	1	1.000	0	0	-
34 ROGERS, Drew	9	27	.333	9	46	.196	14	47	.298	4	26	.154	1	4	.250	4	17	.235	18	9	2.0
10 SCHMIDT, Kent	10	44	.227	33	86	.384	31	83	.373	13	51	.255	6	15	.400	12	26	.462	29	28	1.0
5 STEPHENSON, Dominic	0	1	.000	2	3	.667	2	2	1.000	0	2	.000	1	1	1.000	0	1	.000	0	0	-
11 ZUCKERMAN, Ryan	25	57	.439	36	123	.293	37	107	.346	26	76	.342	7	15	.467	27	53	.509	25	24	1.0
<b>Totals</b>	<b>194</b>	<b>514</b>	<b>.377</b>	<b>421</b>	<b>1194</b>	<b>.353</b>	<b>371</b>	<b>986</b>	<b>.376</b>	<b>253</b>	<b>748</b>	<b>.338</b>	<b>38</b>	<b>96</b>	<b>.396</b>	<b>185</b>	<b>397</b>	<b>.466</b>	<b>373</b>	<b>310</b>	<b>1.2</b>
<b>Opponents</b>	<b>84</b>	<b>358</b>	<b>.235</b>	<b>311</b>	<b>1231</b>	<b>.253</b>	<b>183</b>	<b>752</b>	<b>.243</b>	<b>212</b>	<b>837</b>	<b>.253</b>	<b>9</b>	<b>44</b>	<b>.205</b>	<b>159</b>	<b>418</b>	<b>.380</b>	<b>357</b>	<b>327</b>	<b>1.1</b>

PLAYER	pinch hit			RISP			R3rd LT2out			2outs			adv ops			2out rnr		rch rch			
	H	AB	AVG	H	AB	AVG	SUCC	OP	PCT	H	AB	AVG	ADV	OP	PCT	RBI	ADV	LOB	ERR	FC	KL
2 ADVINCULA, Jarren	0	0	-	39	77	.506	11	18	.611	31	77	.403	87	148	.588	22	0	48	2	12	3
7 BAKER, Will	0	1	.000	21	59	.356	14	26	.538	20	63	.317	58	123	.472	22	0	45	1	7	6
1 BROSIUS, Parker	1	4	.250	8	17	.471	7	11	.636	5	16	.313	28	46	.609	5	0	10	1	1	6
14 BROWN, Cade	3	6	.500	0	4	.000	1	3	.333	1	6	.167	4	9	.444	0	0	7	0	0	2
8 BURRESS, Drew	0	0	-	24	60	.400	6	9	.667	23	59	.390	65	130	.500	21	0	45	4	7	10
19 COUPET, Nathanael	3	4	.750	4	5	.800	3	4	.750	1	2	.500	10	12	.833	1	0	0	0	0	3
6 DANIEL, Caleb	3	6	.500	12	48	.250	6	17	.353	6	35	.171	33	78	.423	6	0	32	5	2	12
0 DEE, Michael	1	1	1.000	2	3	.667	1	1	1.000	1	2	.500	2	4	.500	0	0	3	0	0	0
41 HARTWELL, Judson	2	3	.667	2	2	1.000	0	0	-	1	1	1.000	2	2	1.000	1	0	0	1	0	0
4 HERNANDEZ, Alex	0	0	-	21	60	.350	5	15	.333	24	54	.444	57	113	.504	14	0	35	3	2	20
3 KERCE, Carson	0	0	-	20	59	.339	6	13	.462	24	62	.387	57	112	.509	19	0	45	4	5	9
25 LACKEY, Vahn	0	0	-	30	68	.441	10	20	.500	25	59	.424	82	145	.566	29	0	37	3	12	16
9 LEWIS, Coleman	2	7	.286	3	10	.300	0	2	.000	3	8	.375	6	14	.429	3	0	6	0	0	2
39 NEISES, Tyler	1	1	1.000	0	1	.000	0	0	-	1	2	.500	3	4	.750	0	0	3	0	0	1
34 ROGERS, Drew	1	6	.167	11	29	.379	3	7	.429	11	26	.423	22	57	.386	17	0	19	0	2	10
10 SCHMIDT, Kent	0	0	-	20	53	.377	15	20	.750	15	47	.319	54	114	.474	12	0	45	2	4	17
5 STEPHENSON, Dominic	1	1	1.000	2	2	1.000	1	1	1.000	1	2	.500	4	4	1.000	2	0	0	0	0	2
11 ZUCKERMAN, Ryan	0	0	-	21	66	.318	10	28	.357	23	60	.383	52	123	.423	27	0	46	2	3	16
<b>Totals</b>	<b>18</b>	<b>40</b>	<b>.450</b>	<b>240</b>	<b>623</b>	<b>.385</b>	<b>99</b>	<b>196</b>	<b>.505</b>	<b>216</b>	<b>581</b>	<b>.372</b>	<b>626</b>	<b>1238</b>	<b>.506</b>	<b>201</b>	<b>0</b>	<b>426</b>	<b>28</b>	<b>57</b>	<b>135</b>
<b>Opponents</b>	<b>9</b>	<b>54</b>	<b>.167</b>	<b>103</b>	<b>419</b>	<b>.246</b>	<b>59</b>	<b>109</b>	<b>.541</b>	<b>109</b>	<b>510</b>	<b>.214</b>	<b>341</b>	<b>875</b>	<b>.390</b>	<b>73</b>	<b>0</b>	<b>364</b>	<b>24</b>	<b>40</b>	<b>126</b>

## TEAM GAME-BY-GAME - Hitting

(As of May 12, 2026)

Georgia Tech Team Game-by-Game Batting

DATE	OPPONENT	AB	R	H	RBI	2B	3B	HR	TB	AVG	BB	IBB	SB	CS	HBP	SAC	SF	GDP	K	LOB	PO	A	E
02-13	Bowling Green	35	11	13	11	3	0	2	22	.371	7	0	4	0	5	1	0	1	8	13	27	9	3
02-14	Bowling Green	43	27	22	25	4	0	1	29	.512	15	0	1	0	4	0	4	0	8	15	27	3	0
02-14	Bowling Green	32	12	16	10	6	0	0	22	.500	9	0	1	0	2	0	0	2	6	10	21	9	0
02-17	at Georgia Southern	51	25	26	23	6	1	2	40	.510	5	0	1	1	4	0	0	2	14	8	27	6	1
02-20	Stony Brook	38	14	18	13	3	0	2	27	.474	9	0	0	1	1	0	0	2	7	10	27	6	0
02-20	Stony Brook	29	10	12	10	5	1	2	25	.414	6	0	2	0	2	0	0	0	5	7	21	6	2
02-21	Stony Brook	40	6	10	6	0	0	2	16	.250	8	0	3	0	1	0	0	0	5	12	30	12	1
02-22	Stony Brook	34	21	16	19	1	2	2	27	.471	12	0	3	0	1	0	1	0	5	9	21	12	2
02-24	Georgia State	31	4	5	3	2	0	1	10	.161	8	0	0	0	2	0	0	1	9	10	27	10	3
02-27	Northwestern	29	17	14	17	6	0	4	32	.483	11	0	0	0	2	0	1	1	3	8	21	8	1
02-28	Northwestern	34	13	18	12	2	0	1	23	.529	2	0	0	0	4	0	1	1	5	6	21	7	2
03-01	Northwestern	38	14	13	12	4	0	5	32	.342	5	0	1	0	1	0	0	0	5	6	27	8	0
03-03	at Georgia St.	34	4	9	4	1	0	1	13	.265	9	0	2	0	1	0	2	1	8	15	27	9	1
03-06	Virginia Tech	31	16	13	14	2	0	0	15	.419	12	0	0	0	1	0	1	0	5	11	21	6	1
03-07	Virginia Tech	39	14	18	14	3	0	6	39	.462	6	1	1	1	0	0	1	1	7	8	27	10	2
03-08	Virginia Tech	34	6	8	6	0	0	2	14	.235	7	0	2	0	2	1	0	1	12	11	27	8	0
03-10	West Georgia	31	14	16	13	1	1	5	34	.516	8	0	1	0	2	0	1	2	4	10	21	8	0
03-12	at Clemson	34	10	12	10	4	0	3	25	.353	3	0	1	0	0	0	0	0	13	6	21	12	0
03-13	at Clemson	37	9	8	9	1	0	2	15	.216	6	0	1	0	1	0	0	0	7	8	27	12	0
03-14	at Clemson	38	7	13	7	4	0	3	26	.342	0	0	0	1	0	0	0	1	8	4	24	8	1
03-17	at Auburn	30	2	3	2	0	0	0	3	.100	6	0	0	0	2	0	0	0	16	9	24	9	0
03-20	at Pitt	37	11	10	11	0	1	2	18	.270	7	0	1	1	2	0	0	0	13	8	27	9	0
03-21	at Pitt	36	9	10	9	5	0	2	21	.278	12	0	0	0	0	0	0	1	5	12	24	10	0
03-22	at Pitt	34	12	14	8	5	0	0	19	.412	4	0	0	0	0	1	0	1	4	6	21	3	0
03-27	NC State	27	3	4	3	1	0	2	11	.148	4	0	0	0	4	0	0	2	10	8	27	12	1
03-28	NC State	35	6	13	6	0	1	0	15	.371	5	0	0	0	0	1	0	0	13	11	27	12	1
03-29	NC State	31	10	10	10	3	0	2	19	.323	6	0	1	0	2	0	0	2	8	3	24	5	0
03-31	Auburn	32	13	11	11	2	0	4	25	.344	3	0	0	0	0	1	0	1	5	1	24	6	1
04-02	at California	33	17	11	14	4	1	3	26	.333	10	0	0	0	0	0	2	0	7	7	21	8	0
04-03	at California	32	7	7	7	2	0	3	18	.219	7	0	0	0	0	1	0	1	11	6	27	9	2
04-04	at California	36	9	12	9	2	1	1	19	.333	6	0	0	0	0	1	0	2	8	7	27	4	1
04-07	Kennesaw State	37	11	14	10	2	1	3	27	.378	4	0	0	0	0	0	0	1	7	6	27	6	1
04-09	Florida St.	34	4	10	3	0	0	1	13	.294	6	0	0	0	0	0	0	0	11	12	27	13	0
04-10	Florida St.	35	8	12	7	3	0	0	15	.343	7	0	0	0	0	0	0	1	10	10	27	8	0
04-11	Florida St.	35	17	16	16	3	0	4	31	.457	5	0	1	0	0	0	0	0	8	5	21	8	1
04-14	Georgia Southern	40	13	18	13	2	1	6	40	.450	3	0	0	0	2	0	0	2	6	8	27	16	1
04-17	at North Carolina	31	2	6	2	3	0	0	9	.194	5	0	0	0	1	0	1	1	7	9	24	5	2
04-18	at North Carolina	29	4	8	3	0	0	1	11	.276	6	0	0	0	1	0	0	3	5	8	23	7	0
04-19	at North Carolina	36	5	9	4	3	0	0	12	.250	5	0	0	0	0	0	0	0	10	9	27	10	0
04-21	vs. Georgia (N)	28	14	14	12	3	0	2	23	.500	7	0	1	0	1	0	3	1	3	7	21	3	0
04-24	Wake Forest	32	6	8	5	2	0	1	13	.250	4	0	3	0	2	0	1	1	12	9	27	9	2
04-25	Wake Forest	41	14	18	13	5	0	2	29	.439	4	1	1	0	0	0	1	0	8	8	27	8	0
04-26	Wake Forest	32	6	8	6	1	0	2	15	.250	7	1	1	0	2	0	0	0	14	11	27	10	1
04-28	at Kennesaw St.	42	10	17	10	5	0	1	25	.405	6	1	2	0	2	0	0	1	8	12	27	8	1
05-01	Xavier	40	4	12	4	3	0	2	21	.300	1	0	1	0	1	0	0	2	9	8	30	12	1
05-02	Xavier	34	7	12	6	6	0	2	24	.353	2	0	0	0	1	0	1	0	3	8	27	7	0
05-03	Xavier	41	14	20	14	3	0	2	29	.488	4	0	0	1	0	0	2	0	3	9	27	8	1
05-08	Duke	41	10	15	8	1	1	5	33	.366	5	0	4	0	0	0	1	1	7	8	30	11	2
05-09	Duke	24	15	9	13	1	0	3	19	.375	13	0	6	0	1	0	1	2	4	6	21	4	0
05-10	Duke	27	14	13	14	1	0	3	23	.481	9	1	4	0	3	0	1	3	1	8	21	8	1
<b>Totals</b>		<b>1734</b>	<b>531</b>	<b>624</b>	<b>491</b>	<b>129</b>	<b>12</b>	<b>105</b>	<b>1092</b>	<b>.360</b>	<b>321</b>	<b>5</b>	<b>50</b>	<b>6</b>	<b>63</b>	<b>7</b>	<b>26</b>	<b>45</b>	<b>380</b>	<b>426</b>	<b>1253</b>	<b>417</b>	<b>40</b>

**TEAM GAME-BY-GAME - Pitching**

(As of May 12, 2026)

**Georgia Tech Team Game-by-Game Pitching**

DATE	OPPONENT	IP	H	R	ER	BB	K	2B	3B	HR	WP	BK	HBP	DP	IBB	SCORE	W-L	SV	ERA
02-13	Bowling Green	9.0	9	5	3	6	13	1	0	1	0	0	1	2	0	11-5	1-0	0	3.00
02-14	Bowling Green	9.0	8	4	4	4	16	4	0	0	0	0	1	0	0	27-4	2-0	0	3.50
02-14	Bowling Green	7.0	4	2	2	4	8	0	0	0	0	0	0	0	0	12-2	3-0	1	3.24
02-17	at Georgia Southern	9.0	6	1	0	1	19	2	0	0	0	0	1	0	0	25-1	4-0	0	2.38
02-20	Stony Brook	9.0	9	5	5	3	14	2	0	1	2	0	2	0	0	14-5	5-0	0	2.93
02-20	Stony Brook	7.0	7	5	3	5	8	2	0	0	1	0	1	0	0	10-5	6-0	0	3.06
02-21	Stony Brook	10.0	8	5	5	3	7	3	0	0	0	0	0	1	0	6-5	7-0	0	3.30
02-22	Stony Brook	7.0	3	3	2	3	6	0	0	0	1	0	2	0	0	21-3	8-0	0	3.22
02-24	Georgia State	9.0	12	9	8	3	13	2	0	1	1	1	2	0	0	4-9	8-1	0	3.79
02-27	Northwestern	7.0	7	3	3	3	6	2	0	1	0	0	0	1	0	17-3	9-1	0	3.80
02-28	Northwestern	7.0	10	3	3	1	8	1	0	1	0	0	0	0	0	13-3	10-1	1	3.80
03-01	Northwestern	9.0	10	6	6	4	11	3	0	0	0	0	2	0	0	14-6	11-1	0	4.00
03-03	at Georgia St.	9.0	4	1	1	2	7	0	0	0	1	0	0	0	0	4-1	12-1	0	3.75
03-06	Virginia Tech	7.0	5	1	1	3	9	2	0	0	1	0	1	1	0	16-1	13-1	0	3.60
03-07	Virginia Tech	9.0	11	5	1	3	8	3	0	1	3	0	0	0	0	14-5	14-1	1	3.41
03-08	Virginia Tech	9.0	14	9	9	7	13	4	0	0	0	0	2	0	0	6-9	14-2	0	3.79
03-10	West Georgia	7.0	2	0	0	2	8	0	0	0	0	0	1	1	0	14-0	15-2	0	3.60
03-12	at Clemson	7.0	2	0	0	5	7	0	0	0	0	0	2	2	0	10-0	16-2	0	3.43
03-13	at Clemson	9.0	9	3	3	3	5	0	0	3	0	0	3	2	0	9-3	17-2	0	3.40
03-14	at Clemson	8.0	14	13	11	9	6	5	0	1	1	0	3	0	0	7-13	17-3	0	3.84
03-17	at Auburn	8.0	11	9	9	6	9	3	0	2	0	0	0	0	0	2-9	17-4	0	4.13
03-20	at Pitt	9.0	8	9	9	10	10	0	0	4	1	0	1	1	1	11-9	18-4	1	4.38
03-21	at Pitt	8.0	11	14	14	8	8	1	0	4	0	0	1	0	1	9-14	18-5	0	4.86
03-22	at Pitt	7.0	6	4	4	4	10	1	0	1	0	0	1	0	0	12-4	19-5	0	4.87
03-27	NC State	9.0	5	1	1	4	5	0	0	0	1	0	0	0	0	3-1	20-5	1	4.70
03-28	NC State	9.0	9	4	4	6	8	1	0	1	0	0	1	0	0	6-4	21-5	1	4.67
03-29	NC State	8.0	4	0	0	3	6	0	0	0	0	0	0	0	0	10-0	22-5	0	4.50
03-31	Auburn	8.0	6	3	3	4	8	2	0	1	0	0	0	0	0	13-3	23-5	0	4.46
04-02	at California	7.0	6	2	2	4	7	0	0	0	1	0	0	0	0	17-2	24-5	0	4.41
04-03	at California	9.0	5	2	0	1	13	1	0	0	1	0	0	1	0	7-2	25-5	0	4.24
04-04	at California	9.0	7	3	3	2	10	3	0	0	0	0	0	0	0	9-3	26-5	0	4.20
04-07	Kennesaw State	9.0	7	4	4	2	12	1	0	0	0	0	3	0	0	11-4	27-5	0	4.19
04-09	Florida St.	9.0	7	3	3	2	7	1	0	1	0	0	1	1	0	4-3	28-5	1	4.15
04-10	Florida St.	9.0	7	3	3	3	13	0	0	3	0	0	0	1	0	8-3	29-5	1	4.12
04-11	Florida St.	7.0	6	3	3	3	8	1	1	2	1	0	0	0	0	17-3	30-5	0	4.11
04-14	Georgia Southern	9.0	13	9	8	5	11	4	0	1	1	0	3	0	0	13-9	31-5	0	4.23
04-17	at North Carolina	8.0	11	5	4	3	11	2	0	3	0	0	0	0	0	2-5	31-6	0	4.24
04-18	at North Carolina	7.2	10	14	14	12	7	2	0	3	2	0	1	0	0	4-14	31-7	0	4.53
04-19	at North Carolina	9.0	8	2	2	5	6	2	0	0	0	0	1	0	0	5-2	32-7	1	4.46
04-21	vs. Georgia (N)	7.0	10	4	4	2	9	2	0	3	0	0	0	0	0	14-4	33-7	0	4.48
04-24	Wake Forest	9.0	9	5	4	4	12	0	0	2	0	0	0	1	0	6-5	34-7	1	4.46
04-25	Wake Forest	9.0	11	11	11	6	12	3	0	5	0	0	2	1	0	14-11	35-7	0	4.63
04-26	Wake Forest	9.0	7	5	4	4	6	1	0	3	0	0	1	0	0	6-5	36-7	1	4.62
04-28	at Kennesaw St.	9.0	7	7	7	4	8	2	0	3	2	0	2	1	0	10-7	37-7	0	4.68
05-01	Xavier	10.0	10	8	7	5	15	1	0	3	1	0	2	1	0	4-8	37-8	0	4.72
05-02	Xavier	9.0	12	5	5	3	14	3	0	2	0	0	0	0	0	7-5	38-8	0	4.73
05-03	Xavier	9.0	7	6	6	1	14	1	0	3	1	0	3	1	0	14-6	39-8	0	4.76
05-08	Duke	10.0	12	9	7	1	13	0	0	3	0	1	2	0	0	10-9	40-8	0	4.79
05-09	Duke	7.0	6	2	2	1	7	0	0	1	0	0	1	1	0	15-2	41-8	0	4.76
05-10	Duke	7.0	3	1	0	2	8	1	0	0	0	0	0	0	0	14-1	42-8	0	4.68
<b>Totals</b>		<b>417.2</b>	<b>395</b>	<b>240</b>	<b>217</b>	<b>194</b>	<b>479</b>	<b>75</b>	<b>1</b>	<b>64</b>	<b>23</b>	<b>2</b>	<b>50</b>	<b>20</b>	<b>2</b>	<b>-</b>	<b>42-8</b>	<b>11</b>	<b>4.68</b>

**STARTER SUMMARY**

## Georgia Tech Starters Summary

PLAYER	GS	Position											Batting Order											
		P	C	1B	2B	3B	SS	LF	CF	RF	OF	DH	1ST	2ND	3RD	4TH	5TH	6TH	7TH	8TH	9TH			
2 ADVINCULA, Jarren	50	.	.	.	5.	.	.	.	.	.	.	.	.	.	6	1	43	.	.	.	.	.	.	
3 KERCE, Carson	50	.	.	.	.	.	5.	.	.	.	.	.	.	.	12	.	.	.	.	1	8	7	22	
8 BURRESS, Drew	50	.	.	.	.	.	.	.	5.	.	.	.	.	.	32	18	.	.	.	.	.	.	.	
11 ZUCKERMAN, Ryan	50	.	.	1	.	49	.	.	.	.	.	.	.	.	.	.	.	7	36	7	.	.	.	
25 LACKEY, Vahn	50	.	35	2	.	1	.	.	.	.	.	.	12	.	13	1	3.	6	.	.	.	.	.	
7 BAKER, Will	47	.	.	.	.	.	.	2	.	25	.	2.	.	.	.	1	1	9	4	21	5	6	.	
4 HERNANDEZ, Alex	44	.	.	8	.	.	.	4	.	24	.	8	.	.	18	.	19	1	3	.	3	.	.	
10 SCHMIDT, Kent	42	.	.	39	.	.	.	.	.	.	.	3	.	.	.	5	.	27	5	5	.	.	.	
6 DANIEL, Caleb	32	.	.	.	.	.	31	.	.	.	.	1	.	.	.	.	.	1	8	15	8	.	.	
34 ROGERS, Drew	18	.	15	.	.	.	.	.	.	.	.	3	.	.	.	.	.	.	.	1	13	4	.	
1 BROSIUS, Parker	14	.	.	.	.	.	13	.	1	.	.	.	.	.	.	.	.	.	.	.	5	9	.	
22 MCKEE, Tate	13	13	.	.	.	.	.	.	.	.	.	.	.	.	.	.	.	.	.	.	.	.	.	.
24 BLAKELY, Jackson	10	1.	.	.	.	.	.	.	.	.	.	.	.	.	.	.	.	.	.	.	.	.	.	.
15 UNDERWOOD, Cooper	6	6	.	.	.	.	.	.	.	.	.	.	.	.	.	.	.	.	.	.	.	.	.	.
37 LOY, Dylan	5	5	.	.	.	.	.	.	.	.	.	.	.	.	.	.	.	.	.	.	.	.	.	.
21 BALLARD, Carson	4	4	.	.	.	.	.	.	.	.	.	.	.	.	.	.	.	.	.	.	.	.	.	.
99 BUURSEMA, Porter	4	4	.	.	.	.	.	.	.	.	.	.	.	.	.	.	.	.	.	.	.	.	.	.
43 ANGELAKOS, Dimitri	3	3	.	.	.	.	.	.	.	.	.	.	.	.	.	.	.	.	.	.	.	.	.	.
9 LEWIS, Coleman	2	.	.	.	.	.	.	.	.	.	.	2	.	.	.	.	.	.	.	.	.	1	1	.
29 PATEL, Mason	2	2	.	.	.	.	.	.	.	.	.	.	.	.	.	.	.	.	.	.	.	.	.	.
31 SHADEK, Justin	2	2	.	.	.	.	.	.	.	.	.	.	.	.	.	.	.	.	.	.	.	.	.	.
16 WILLCOX, Charlie	1	1	.	.	.	.	.	.	.	.	.	.	.	.	.	.	.	.	.	.	.	.	.	.
19 COUPET, Nathanael	1	.	.	.	.	.	.	.	.	.	.	1	.	.	.	.	.	.	.	.	.	1	.	.

**PLAYER GAME HIGHS**
**#2 ADVINCULA, Jarren**

HIGH	STAT	LOW
6 - 6X Last at Kennesaw St. 04-28-26	PLATE APPEARANCES	3 vs. Stony Brook 02-22-26
6 at Pitt 03-21-26	AT BATS	2 vs. Duke 05-09-26
5 vs. Wake Forest 04-25-26	HITS	0 - 4X Last vs. Kennesaw State 04-07-26
4 vs. Duke 05-09-26	RUNS SCORED	0 - 13X Last vs. Xavier 05-01-26
6 vs. Wake Forest 04-25-26	RBIs	0 - 21X Last vs. Duke 05-09-26
2 at California 04-02-26	DOUBLES	0 - 41X Last vs. Duke 05-10-26
1 - 2X Last at California 04-04-26	TRIPLES	0 - 48X Last vs. Duke 05-10-26
2 vs. Northwestern 02-27-26	HOMERUNS	0 - 43X Last vs. Duke 05-10-26
9 vs. Wake Forest 04-25-26	TOTAL BASES	0 - 4X Last vs. Kennesaw State 04-07-26
2 - 4X Last vs. Duke 05-09-26	WALKS	0 - 29X Last vs. Duke 05-08-26
2 - 2X Last at Clemson 03-12-26	STRIKEOUTS	0 - 37X Last vs. Duke 05-10-26
2 - 4X Last vs. Duke 05-10-26	STOLEN BASES	0 - 38X Last vs. Xavier 05-03-26
4 - 3X Last vs. Duke 05-08-26	PUTOUTS	0 - 14X Last vs. Duke 05-10-26
5 vs. NC State 03-27-26	ASSISTS	0 - 9X Last vs. Georgia 04-21-26
1 at Kennesaw St. 04-28-26	ERRORS	0 - 49X Last vs. Duke 05-10-26

**#3 KERCE, Carson**

HIGH	STAT	LOW
6 - 4X Last vs. Duke 05-08-26	PLATE APPEARANCES	3 - 4X Last at California 04-02-26
6 - 3X Last vs. Duke 05-08-26	AT BATS	1 vs. Bowling Green 02-14-26
4 vs. Duke 05-10-26	HITS	0 - 14X Last vs. Wake Forest 04-24-26
3 - 3X Last vs. Xavier 05-03-26	RUNS SCORED	0 - 12X Last at North Carolina 04-19-26
5 vs. Florida St. 04-11-26	RBIs	0 - 27X Last vs. Duke 05-09-26
2 - 5X Last vs. Florida St. 04-10-26	DOUBLES	0 - 28X Last vs. Duke 05-08-26
1 - 2X Last vs. Duke 05-08-26	TRIPLES	0 - 48X Last vs. Duke 05-10-26
1 - 6X Last vs. Duke 05-08-26	HOMERUNS	0 - 44X Last vs. Duke 05-10-26
7 - 2X Last vs. Duke 05-08-26	TOTAL BASES	0 - 14X Last vs. Wake Forest 04-24-26
2 - 5X Last at North Carolina 04-19-26	WALKS	0 - 30X Last vs. Duke 05-10-26
3 vs. Wake Forest 04-24-26	STRIKEOUTS	0 - 26X Last vs. Xavier 05-03-26
1 - 2X Last at Pitt 03-20-26	STOLEN BASES	0 - 48X Last vs. Duke 05-10-26
4 - 3X Last at Clemson 03-14-26	PUTOUTS	0 - 21X Last vs. Duke 05-08-26
6 - 2X Last at Clemson 03-13-26	ASSISTS	0 - 7X Last vs. Duke 05-09-26
2 at California 04-03-26	ERRORS	0 - 43X Last vs. Duke 05-10-26

**#8 BURRESS, Drew**

HIGH	STAT	LOW
6 - 10X Last vs. Duke 05-08-26	PLATE APPEARANCES	4 - 6X Last vs. Duke 05-09-26
6 at Kennesaw St. 04-28-26	AT BATS	2 - 3X Last vs. NC State 03-27-26
4 - 2X Last vs. Georgia 04-21-26	HITS	0 - 11X Last at North Carolina 04-17-26
4 - 2X Last vs. Florida St. 04-11-26	RUNS SCORED	0 - 15X Last vs. Xavier 05-02-26
3 - 7X Last vs. Duke 05-10-26	RBIs	0 - 20X Last vs. Wake Forest 04-24-26
2 - 3X Last vs. Xavier 05-02-26	DOUBLES	0 - 35X Last vs. Duke 05-10-26
1 - 3X Last vs. Georgia Southern 04-14-26	TRIPLES	0 - 47X Last vs. Duke 05-10-26
2 at Clemson 03-12-26	HOMERUNS	0 - 38X Last vs. Xavier 05-02-26
9 vs. Stony Brook 02-22-26	TOTAL BASES	0 - 11X Last at North Carolina 04-17-26
2 - 11X Last vs. Florida St. 04-10-26	WALKS	0 - 23X Last vs. Duke 05-08-26
3 - 2X Last at Clemson 03-14-26	STRIKEOUTS	0 - 23X Last vs. Duke 05-10-26
2 vs. Bowling Green 02-13-26	STOLEN BASES	0 - 43X Last vs. Duke 05-10-26
6 vs. Wake Forest 04-26-26	PUTOUTS	0 - 7X Last at North Carolina 04-17-26
2 vs. Stony Brook 02-21-26	ASSISTS	0 - 47X Last vs. Duke 05-10-26
1 - 3X Last vs. Duke 05-10-26	ERRORS	0 - 47X Last vs. Duke 05-09-26

## PLAYER GAME HIGHS

## #11 ZUCKERMAN, Ryan

HIGH	STAT	LOW
6 at Georgia Southern 02-17-26	PLATE APPEARANCES	3 - 2X Last at California 04-02-26
5 - 10X Last vs. Duke 05-08-26	AT BATS	1 - 2X Last vs. Duke 05-10-26
5 vs. Georgia Southern 04-14-26	HITS	0 - 11X Last vs. Duke 05-10-26
4 - 2X Last vs. Georgia Southern 04-14-26	RUNS SCORED	0 - 17X Last at Kennesaw St. 04-28-26
5 - 2X Last vs. Duke 05-09-26	RBIs	0 - 19X Last vs. Duke 05-10-26
2 vs. Wake Forest 04-25-26	DOUBLES	0 - 38X Last vs. Duke 05-10-26
1 at Georgia Southern 02-17-26	TRIPLES	0 - 49X Last vs. Duke 05-10-26
3 vs. Northwestern 03-01-26	HOMERUNS	0 - 34X Last vs. Duke 05-10-26
12 vs. Northwestern 03-01-26	TOTAL BASES	0 - 11X Last vs. Duke 05-10-26
3 - 2X Last vs. Duke 05-10-26	WALKS	0 - 29X Last vs. Duke 05-08-26
3 - 5X Last at North Carolina 04-17-26	STRIKEOUTS	0 - 10X Last vs. Duke 05-10-26
2 vs. Duke 05-10-26	STOLEN BASES	0 - 48X Last vs. Duke 05-09-26
2 - 5X Last vs. Duke 05-08-26	PUTOUTS	0 - 29X Last vs. Duke 05-09-26
5 - 2X Last vs. Xavier 05-03-26	ASSISTS	0 - 11X Last vs. Georgia 04-21-26
1 - 7X Last vs. Duke 05-08-26	ERRORS	0 - 43X Last vs. Duke 05-10-26

## #25 LACKEY, Vahn

HIGH	STAT	LOW
6 - 2X Last at Kennesaw St. 04-28-26	PLATE APPEARANCES	3 - 5X Last vs. Duke 05-09-26
5 - 8X Last vs. Xavier 05-01-26	AT BATS	1 - 2X Last vs. Georgia 04-21-26
3 - 7X Last at Kennesaw St. 04-28-26	HITS	0 - 10X Last vs. Wake Forest 04-26-26
4 at California 04-02-26	RUNS SCORED	0 - 11X Last vs. Xavier 05-01-26
5 vs. Virginia Tech 03-07-26	RBIs	0 - 18X Last vs. Duke 05-10-26
2 at Kennesaw St. 04-28-26	DOUBLES	0 - 38X Last vs. Duke 05-10-26
1 - 2X Last vs. Kennesaw State 04-07-26	TRIPLES	0 - 48X Last vs. Duke 05-10-26
2 vs. Stony Brook 02-20-26	HOMERUNS	0 - 38X Last vs. Duke 05-10-26
9 vs. West Georgia 03-10-26	TOTAL BASES	0 - 10X Last vs. Wake Forest 04-26-26
3 vs. Virginia Tech 03-06-26	WALKS	0 - 21X Last vs. Duke 05-10-26
2 - 8X Last vs. Xavier 05-01-26	STRIKEOUTS	0 - 27X Last vs. Duke 05-10-26
2 - 3X Last vs. Duke 05-09-26	STOLEN BASES	0 - 41X Last vs. Duke 05-10-26
14 vs. Xavier 05-01-26	PUTOUTS	0 - 12X Last vs. Xavier 05-03-26
3 at Georgia Southern 02-17-26	ASSISTS	0 - 32X Last vs. Duke 05-10-26
1 - 3X Last vs. Duke 05-08-26	ERRORS	0 - 47X Last vs. Duke 05-10-26

## #7 BAKER, Will

HIGH	STAT	LOW
5 - 20X Last vs. Duke 05-08-26	PLATE APPEARANCES	1 vs. NC State 03-29-26
5 - 5X Last vs. Xavier 05-03-26	AT BATS	1 - 2X Last at California 04-03-26
3 - 5X Last vs. Georgia Southern 04-14-26	HITS	0 - 13X Last vs. Duke 05-10-26
3 - 8X Last vs. Wake Forest 04-25-26	RUNS SCORED	0 - 16X Last vs. Duke 05-10-26
5 vs. Northwestern 02-28-26	RBIs	0 - 23X Last vs. Duke 05-10-26
2 - 2X Last vs. Wake Forest 04-24-26	DOUBLES	0 - 33X Last vs. Duke 05-10-26
1 at Pitt 03-20-26	TRIPLES	0 - 48X Last vs. Duke 05-10-26
2 at California 04-02-26	HOMERUNS	0 - 41X Last vs. Duke 05-10-26
9 at California 04-02-26	TOTAL BASES	0 - 13X Last vs. Duke 05-10-26
3 - 2X Last vs. Stony Brook 02-22-26	WALKS	0 - 20X Last vs. Duke 05-10-26
3 - 3X Last vs. NC State 03-27-26	STRIKEOUTS	0 - 32X Last vs. Duke 05-10-26
1 vs. Stony Brook 02-21-26	STOLEN BASES	0 - 48X Last vs. Duke 05-10-26
5 - 2X Last vs. Duke 05-09-26	PUTOUTS	0 - 28X Last vs. Xavier 05-01-26
2 vs. Virginia Tech 03-06-26	ASSISTS	0 - 46X Last vs. Duke 05-10-26
1 - 2X Last vs. Virginia Tech 03-07-26	ERRORS	0 - 47X Last vs. Duke 05-10-26

**PLAYER GAME HIGHS**
**#6 DANIEL, Caleb**

HIGH	STAT	LOW
5 - 11X Last vs. Wake Forest 04-25-26	PLATE APPEARANCES	1 - 6X Last vs. Duke 05-09-26
5 - 3X Last vs. Wake Forest 04-25-26	AT BATS	0 vs. Duke 05-09-26
3 vs. Bowling Green 02-13-26	HITS	0 - 16X Last vs. Duke 05-09-26
3 vs. Northwestern 02-27-26	RUNS SCORED	0 - 21X Last vs. Duke 05-09-26
6 vs. Bowling Green 02-13-26	RBI's	0 - 27X Last vs. Duke 05-09-26
1 - 10X Last vs. Xavier 05-02-26	DOUBLES	0 - 33X Last vs. Duke 05-09-26
0 - 43X Last vs. Duke 05-09-26	TRIPLES	0 - 43X Last vs. Duke 05-09-26
2 - 2X Last vs. Virginia Tech 03-07-26	HOMERUNS	0 - 36X Last vs. Duke 05-09-26
10 vs. Bowling Green 02-13-26	TOTAL BASES	0 - 16X Last vs. Duke 05-09-26
1 - 14X Last vs. Duke 05-09-26	WALKS	0 - 29X Last vs. Duke 05-08-26
3 - 2X Last vs. Xavier 05-01-26	STRIKEOUTS	0 - 17X Last vs. Duke 05-09-26
0 - 43X Last vs. Duke 05-09-26	STOLEN BASES	0 - 43X Last vs. Duke 05-09-26
4 - 2X Last vs. Virginia Tech 03-08-26	PUTOUTS	0 - 21X Last vs. Duke 05-10-26
0 - 45X Last vs. Duke 05-10-26	ASSISTS	0 - 45X Last vs. Duke 05-10-26
0 - 45X Last vs. Duke 05-10-26	ERRORS	0 - 45X Last vs. Duke 05-10-26

**#4 HERNANDEZ, Alex**

HIGH	STAT	LOW
6 - 2X Last at Pitt 03-21-26	PLATE APPEARANCES	2 vs. Northwestern 02-28-26
5 - 10X Last vs. Wake Forest 04-25-26	AT BATS	1 - 2X Last at California 04-02-26
4 - 3X Last vs. West Georgia 03-10-26	HITS	0 - 10X Last vs. Wake Forest 04-24-26
3 - 6X Last vs. West Georgia 03-10-26	RUNS SCORED	0 - 15X Last vs. Duke 05-08-26
6 vs. Bowling Green 02-14-26	RBI's	0 - 23X Last vs. Duke 05-10-26
2 vs. Georgia 04-21-26	DOUBLES	0 - 38X Last vs. Duke 05-10-26
0 - 44X Last vs. Duke 05-10-26	TRIPLES	0 - 44X Last vs. Duke 05-10-26
1 - 8X Last vs. Duke 05-09-26	HOMERUNS	0 - 36X Last vs. Duke 05-10-26
8 vs. Stony Brook 02-20-26	TOTAL BASES	0 - 10X Last vs. Wake Forest 04-24-26
3 - 2X Last at California 04-02-26	WALKS	0 - 20X Last vs. Wake Forest 04-25-26
4 vs. NC State 03-28-26	STRIKEOUTS	0 - 16X Last vs. Duke 05-10-26
1 - 2X Last at Georgia Southern 02-17-26	STOLEN BASES	0 - 42X Last vs. Duke 05-10-26
11 vs. Georgia State 02-24-26	PUTOUTS	0 - 14X Last vs. Duke 05-10-26
1 - 10X Last at North Carolina 04-19-26	ASSISTS	0 - 34X Last vs. Duke 05-10-26
1 - 2X Last vs. NC State 03-28-26	ERRORS	0 - 42X Last vs. Duke 05-10-26

**#1 BROSIOUS, Parker**

HIGH	STAT	LOW
5 - 2X Last vs. Xavier 05-03-26	PLATE APPEARANCES	1 - 12X Last at Kennesaw St. 04-28-26
5 vs. Xavier 05-03-26	AT BATS	0 - 7X Last at Kennesaw St. 04-28-26
3 vs. Xavier 05-01-26	HITS	0 - 20X Last vs. Duke 05-09-26
2 - 2X Last vs. Duke 05-10-26	RUNS SCORED	0 - 21X Last vs. Duke 05-09-26
5 vs. Duke 05-10-26	RBI's	0 - 18X Last vs. Duke 05-09-26
1 - 4X Last vs. Xavier 05-01-26	DOUBLES	0 - 27X Last vs. Duke 05-10-26
0 - 31X Last vs. Duke 05-10-26	TRIPLES	0 - 31X Last vs. Duke 05-10-26
1 - 5X Last vs. Duke 05-10-26	HOMERUNS	0 - 26X Last vs. Duke 05-09-26
5 vs. NC State 03-29-26	TOTAL BASES	0 - 20X Last vs. Duke 05-09-26
3 vs. Florida St. 04-09-26	WALKS	0 - 18X Last vs. Duke 05-10-26
2 vs. NC State 03-28-26	STRIKEOUTS	0 - 22X Last vs. Duke 05-10-26
2 vs. Stony Brook 02-20-26	STOLEN BASES	0 - 29X Last vs. Duke 05-10-26
3 - 2X Last vs. Florida St. 04-09-26	PUTOUTS	0 - 24X Last vs. Duke 05-08-26
0 - 42X Last vs. Duke 05-10-26	ASSISTS	0 - 42X Last vs. Duke 05-10-26
0 - 42X Last vs. Duke 05-10-26	ERRORS	0 - 42X Last vs. Duke 05-10-26

**PLAYER GAME HIGHS**
**#10 SCHMIDT, Kent**

HIGH	STAT	LOW
6 - 3X Last at Kennesaw St. 04-28-26	PLATE APPEARANCES	3 at Pitt 03-21-26
5 - 4X Last vs. Xavier 05-03-26	AT BATS	1 - 2X Last vs. Duke 05-09-26
4 - 2X Last vs. Xavier 05-03-26	HITS	0 - 14X Last vs. Duke 05-09-26
3 - 4X Last vs. Duke 05-10-26	RUNS SCORED	0 - 16X Last vs. Xavier 05-02-26
4 - 2X Last vs. Duke 05-10-26	RBIs	0 - 17X Last vs. Duke 05-09-26
1 - 7X Last vs. Duke 05-08-26	DOUBLES	0 - 35X Last vs. Duke 05-10-26
0 - 42X Last vs. Duke 05-10-26	TRIPLES	0 - 42X Last vs. Duke 05-10-26
2 vs. Kennesaw State 04-07-26	HOMERUNS	0 - 37X Last vs. Duke 05-09-26
8 vs. Kennesaw State 04-07-26	TOTAL BASES	0 - 14X Last vs. Duke 05-09-26
3 vs. Duke 05-09-26	WALKS	0 - 13X Last vs. Xavier 05-03-26
3 vs. NC State 03-27-26	STRIKEOUTS	0 - 19X Last vs. Duke 05-10-26
1 - 3X Last vs. Duke 05-09-26	STOLEN BASES	0 - 39X Last vs. Duke 05-10-26
14 vs. NC State 03-27-26	PUTOUTS	0 - 3X Last vs. West Georgia 03-10-26
2 vs. NC State 03-28-26	ASSISTS	0 - 32X Last vs. Duke 05-10-26
1 - 3X Last vs. Xavier 05-01-26	ERRORS	0 - 39X Last vs. Duke 05-10-26

**#34 ROGERS, Drew**

HIGH	STAT	LOW
5 - 7X Last vs. Xavier 05-03-26	PLATE APPEARANCES	1 - 5X Last vs. Duke 05-10-26
5 - 2X Last vs. Xavier 05-03-26	AT BATS	1 - 5X Last vs. Duke 05-10-26
3 vs. Northwestern 03-01-26	HITS	0 - 15X Last vs. Duke 05-10-26
3 vs. Northwestern 03-01-26	RUNS SCORED	0 - 13X Last vs. Duke 05-10-26
6 vs. Stony Brook 02-22-26	RBIs	0 - 17X Last vs. Duke 05-10-26
1 - 2X Last vs. Xavier 05-03-26	DOUBLES	0 - 25X Last vs. Duke 05-10-26
0 - 27X Last vs. Duke 05-10-26	TRIPLES	0 - 27X Last vs. Duke 05-10-26
2 vs. Northwestern 03-01-26	HOMERUNS	0 - 22X Last vs. Duke 05-10-26
9 vs. Northwestern 03-01-26	TOTAL BASES	0 - 15X Last vs. Duke 05-10-26
2 - 2X Last vs. Stony Brook 02-20-26	WALKS	0 - 23X Last vs. Duke 05-10-26
3 - 2X Last at Kennesaw St. 04-28-26	STRIKEOUTS	0 - 8X Last vs. Duke 05-10-26
0 - 27X Last vs. Duke 05-10-26	STOLEN BASES	0 - 27X Last vs. Duke 05-10-26
15 vs. Stony Brook 02-20-26	PUTOUTS	0 - 5X Last vs. Duke 05-10-26
3 - 2X Last vs. Georgia Southern 04-14-26	ASSISTS	0 - 19X Last vs. Duke 05-09-26
1 - 3X Last vs. Xavier 05-03-26	ERRORS	0 - 28X Last vs. Duke 05-10-26

**#18 GAUDETTE, Caden**

HIGH	STAT	LOW
3.1 vs. NC State 03-28-26	IP	0.1 - 2X Last vs. Georgia State 02-24-26
13 vs. NC State 03-28-26	BATTERS FACED	1 - 2X Last vs. Georgia State 02-24-26
4 vs. Xavier 05-01-26	RUNS ALLOWED	0 - 13X Last vs. Duke 05-10-26
4 vs. Xavier 05-01-26	EARNED RUNS ALLOWED	0 - 13X Last vs. Duke 05-10-26
5 vs. Xavier 05-01-26	HITS ALLOWED	0 - 10X Last vs. Duke 05-10-26
3 - 4X Last at North Carolina 04-17-26	STRIKEOUTS	0 - 8X Last vs. Duke 05-10-26
2 vs. NC State 03-28-26	WALKS ALLOWED	0 - 13X Last vs. Duke 05-10-26
1 vs. Xavier 05-01-26	DOUBLES ALLOWED	0 - 20X Last vs. Duke 05-10-26
0 - 21X Last vs. Duke 05-10-26	TRIPLES ALLOWED	0 - 21X Last vs. Duke 05-10-26
1 - 5X Last vs. Xavier 05-01-26	HOMERS ALLOWED	0 - 16X Last vs. Duke 05-10-26
1 vs. Xavier 05-01-26	WILD PITCHES	0 - 20X Last vs. Duke 05-10-26
1 - 3X Last vs. Duke 05-08-26	HIT BATTERS	0 - 18X Last vs. Duke 05-10-26
6 vs. NC State 03-28-26	GROUNDOUTS	0 - 9X Last vs. Duke 05-10-26
3 - 3X Last at North Carolina 04-19-26	FLYOUTS	0 - 10X Last vs. Duke 05-08-26

**PLAYER GAME HIGHS**
**#32 BARFIELD, Brett**

HIGH	STAT	LOW
3 vs. Xavier 05-02-26	IP	0.1 - 2X Last at Auburn 03-17-26
13 vs. Xavier 05-02-26	BATTERS FACED	1 at Clemson 03-14-26
1 - 4X Last vs. Xavier 05-02-26	RUNS ALLOWED	0 - 15X Last vs. Wake Forest 04-24-26
1 - 4X Last vs. Xavier 05-02-26	EARNED RUNS ALLOWED	0 - 15X Last vs. Wake Forest 04-24-26
3 - 2X Last vs. Xavier 05-02-26	HITS ALLOWED	0 - 12X Last vs. Wake Forest 04-24-26
7 vs. Xavier 05-02-26	STRIKEOUTS	0 - 4X Last vs. Auburn 03-31-26
2 at Pitt 03-22-26	WALKS ALLOWED	0 - 13X Last vs. Georgia 04-21-26
1 - 2X Last vs. Xavier 05-02-26	DOUBLES ALLOWED	0 - 17X Last vs. Wake Forest 04-26-26
0 - 19X Last vs. Xavier 05-02-26	TRIPLES ALLOWED	0 - 19X Last vs. Xavier 05-02-26
1 vs. Wake Forest 04-26-26	HOMERS ALLOWED	0 - 18X Last vs. Xavier 05-02-26
1 vs. Florida St. 04-11-26	WILD PITCHES	0 - 18X Last vs. Xavier 05-02-26
1 vs. Stony Brook 02-20-26	HIT BATTERS	0 - 18X Last vs. Xavier 05-02-26
2 - 2X Last vs. Auburn 03-31-26	GROUNDOUTS	0 - 9X Last at North Carolina 04-17-26
3 vs. Stony Brook 02-20-26	FLYOUTS	0 - 6X Last vs. Georgia Southern 04-14-26

**#37 LOY, Dylan**

HIGH	STAT	LOW
5.2 vs. Stony Brook 02-21-26	IP	0.2 at North Carolina 04-17-26
22 - 2X Last vs. Virginia Tech 03-07-26	BATTERS FACED	2 at North Carolina 04-17-26
5 - 2X Last at Pitt 03-21-26	RUNS ALLOWED	0 - 9X Last vs. Xavier 05-03-26
5 at Pitt 03-21-26	EARNED RUNS ALLOWED	0 - 9X Last vs. Xavier 05-03-26
9 vs. Northwestern 02-28-26	HITS ALLOWED	0 - 3X Last at North Carolina 04-17-26
6 - 2X Last vs. Stony Brook 02-21-26	STRIKEOUTS	0 at North Carolina 04-17-26
3 at North Carolina 04-18-26	WALKS ALLOWED	0 - 6X Last at North Carolina 04-17-26
1 vs. Northwestern 02-28-26	DOUBLES ALLOWED	0 - 15X Last vs. Xavier 05-03-26
0 - 16X Last vs. Xavier 05-03-26	TRIPLES ALLOWED	0 - 16X Last vs. Xavier 05-03-26
2 - 2X Last at Pitt 03-21-26	HOMERS ALLOWED	0 - 11X Last vs. Xavier 05-03-26
1 vs. Virginia Tech 03-07-26	WILD PITCHES	0 - 15X Last vs. Xavier 05-03-26
2 - 2X Last vs. Xavier 05-01-26	HIT BATTERS	0 - 13X Last vs. Xavier 05-03-26
6 vs. Virginia Tech 03-07-26	GROUNDOUTS	0 at Georgia Southern 02-17-26
5 - 2X Last at Clemson 03-13-26	FLYOUTS	0 - 4X Last at North Carolina 04-18-26

**#35 LANKIE, Jake**

HIGH	STAT	LOW
3 vs. Northwestern 02-28-26	IP	0.1 - 3X Last vs. Xavier 05-02-26
12 - 2X Last at Auburn 03-17-26	BATTERS FACED	1 vs. Auburn 03-31-26
4 at Pitt 03-22-26	RUNS ALLOWED	0 - 9X Last vs. Duke 05-09-26
4 at Pitt 03-22-26	EARNED RUNS ALLOWED	0 - 11X Last vs. Duke 05-09-26
4 - 2X Last vs. Wake Forest 04-25-26	HITS ALLOWED	0 - 2X Last vs. Florida St. 04-11-26
5 vs. Stony Brook 02-20-26	STRIKEOUTS	0 - 5X Last vs. Xavier 05-02-26
2 vs. Florida St. 04-11-26	WALKS ALLOWED	0 - 10X Last vs. Xavier 05-02-26
2 vs. Wake Forest 04-25-26	DOUBLES ALLOWED	0 - 10X Last vs. Duke 05-09-26
0 - 15X Last vs. Duke 05-09-26	TRIPLES ALLOWED	0 - 15X Last vs. Duke 05-09-26
2 vs. Wake Forest 04-25-26	HOMERS ALLOWED	0 - 12X Last vs. Duke 05-09-26
0 - 15X Last vs. Duke 05-09-26	WILD PITCHES	0 - 15X Last vs. Duke 05-09-26
1 at Clemson 03-12-26	HIT BATTERS	0 - 14X Last vs. Duke 05-09-26
3 - 2X Last at Auburn 03-17-26	GROUNDOUTS	0 - 5X Last vs. Wake Forest 04-25-26
2 - 5X Last vs. Wake Forest 04-25-26	FLYOUTS	0 - 7X Last vs. Xavier 05-02-26

**PLAYER GAME HIGHS**
**#21 BALLARD, Carson**

HIGH	STAT	LOW
5 vs. Duke 05-09-26	IP	1 - 5X Last at Kennesaw St. 04-28-26
23 vs. Georgia 04-21-26	BATTERS FACED	3 vs. Stony Brook 02-21-26
4 - 2X Last vs. Georgia 04-21-26	RUNS ALLOWED	0 - 7X Last at Kennesaw St. 04-28-26
4 - 2X Last vs. Georgia 04-21-26	EARNED RUNS ALLOWED	0 - 8X Last at Kennesaw St. 04-28-26
8 vs. Georgia 04-21-26	HITS ALLOWED	0 - 3X Last vs. Auburn 03-31-26
5 - 3X Last vs. Xavier 05-02-26	STRIKEOUTS	0 - 4X Last at Kennesaw St. 04-28-26
2 - 3X Last vs. Xavier 05-02-26	WALKS ALLOWED	0 - 5X Last vs. Duke 05-09-26
1 - 7X Last vs. Xavier 05-02-26	DOUBLES ALLOWED	0 - 7X Last vs. Duke 05-09-26
0 - 14X Last vs. Duke 05-09-26	TRIPLES ALLOWED	0 - 14X Last vs. Duke 05-09-26
3 vs. Georgia 04-21-26	HOMERS ALLOWED	0 - 12X Last vs. Duke 05-09-26
1 vs. Georgia State 02-24-26	WILD PITCHES	0 - 13X Last vs. Duke 05-09-26
1 - 4X Last vs. Duke 05-09-26	HIT BATTERS	0 - 10X Last vs. Xavier 05-02-26
5 vs. Georgia Southern 04-14-26	GROUNDOUTS	0 - 3X Last vs. Auburn 03-31-26
7 - 2X Last vs. Duke 05-09-26	FLYOUTS	0 - 2X Last at Kennesaw St. 04-28-26

**#31 SHADEK, Justin**

HIGH	STAT	LOW
4 vs. Northwestern 03-01-26	IP	0.1 vs. Wake Forest 04-25-26
17 vs. Northwestern 03-01-26	BATTERS FACED	2 at Pitt 03-22-26
5 vs. Wake Forest 04-25-26	RUNS ALLOWED	0 - 6X Last vs. Xavier 05-03-26
5 vs. Wake Forest 04-25-26	EARNED RUNS ALLOWED	0 - 6X Last vs. Xavier 05-03-26
3 - 3X Last at California 04-04-26	HITS ALLOWED	0 - 4X Last vs. Xavier 05-03-26
7 vs. Northwestern 03-01-26	STRIKEOUTS	0 - 2X Last at Auburn 03-17-26
2 - 5X Last vs. Wake Forest 04-25-26	WALKS ALLOWED	0 - 4X Last vs. Xavier 05-03-26
2 vs. Northwestern 03-01-26	DOUBLES ALLOWED	0 - 10X Last vs. Xavier 05-03-26
0 - 14X Last vs. Xavier 05-03-26	TRIPLES ALLOWED	0 - 14X Last vs. Xavier 05-03-26
2 vs. Wake Forest 04-25-26	HOMERS ALLOWED	0 - 12X Last vs. Xavier 05-03-26
1 vs. Stony Brook 02-20-26	WILD PITCHES	0 - 13X Last vs. Xavier 05-03-26
1 - 3X Last vs. Wake Forest 04-25-26	HIT BATTERS	0 - 11X Last vs. Xavier 05-03-26
3 at Kennesaw St. 04-28-26	GROUNDOUTS	0 - 6X Last vs. Xavier 05-03-26
2 - 5X Last at North Carolina 04-17-26	FLYOUTS	0 - 7X Last at Kennesaw St. 04-28-26

**#9 LEWIS, Coleman**

HIGH	STAT	LOW
4 - 2X Last vs. Northwestern 03-01-26	PLATE APPEARANCES	1 - 4X Last vs. Duke 05-09-26
3 - 5X Last vs. Wake Forest 04-26-26	AT BATS	0 vs. West Georgia 03-10-26
2 vs. Bowling Green 02-14-26	HITS	0 - 7X Last vs. Duke 05-09-26
1 - 6X Last at California 04-02-26	RUNS SCORED	0 - 6X Last vs. Duke 05-09-26
2 vs. Stony Brook 02-22-26	RBIs	0 - 9X Last vs. Duke 05-09-26
0 - 12X Last vs. Duke 05-09-26	DOUBLES	0 - 12X Last vs. Duke 05-09-26
0 - 12X Last vs. Duke 05-09-26	TRIPLES	0 - 12X Last vs. Duke 05-09-26
1 at California 04-02-26	HOMERUNS	0 - 11X Last vs. Duke 05-09-26
4 at California 04-02-26	TOTAL BASES	0 - 7X Last vs. Duke 05-09-26
1 - 4X Last vs. West Georgia 03-10-26	WALKS	0 - 8X Last vs. Duke 05-09-26
3 vs. Wake Forest 04-26-26	STRIKEOUTS	0 - 6X Last vs. Duke 05-09-26
0 - 12X Last vs. Duke 05-09-26	STOLEN BASES	0 - 12X Last vs. Duke 05-09-26
1 vs. Bowling Green 02-14-26	PUTOUTS	0 - 12X Last vs. Duke 05-09-26
0 - 13X Last vs. Duke 05-09-26	ASSISTS	0 - 13X Last vs. Duke 05-09-26
0 - 13X Last vs. Duke 05-09-26	ERRORS	0 - 13X Last vs. Duke 05-09-26

**PLAYER GAME HIGHS**
**#19 COUPET, Nathanael**

HIGH	STAT	LOW
<b>3</b> - 2X Last vs. Northwestern 02-28-26	PLATE APPEARANCES	<b>1</b> - 5X Last at California 04-02-26
<b>3</b> vs. Northwestern 02-28-26	AT BATS	<b>0</b> vs. NC State 03-29-26
<b>2</b> vs. Northwestern 02-28-26	HITS	<b>0</b> - 4X Last at California 04-02-26
<b>2</b> - 2X Last vs. Northwestern 02-28-26	RUNS SCORED	<b>0</b> - 5X Last at California 04-02-26
<b>4</b> vs. Northwestern 02-28-26	RBIs	<b>0</b> - 4X Last at California 04-02-26
<b>0</b> - 9X Last at California 04-02-26	DOUBLES	<b>0</b> - 9X Last at California 04-02-26
<b>0</b> - 9X Last at California 04-02-26	TRIPLES	<b>0</b> - 9X Last at California 04-02-26
<b>1</b> vs. Northwestern 02-28-26	HOMERUNS	<b>0</b> - 8X Last at California 04-02-26
<b>5</b> vs. Northwestern 02-28-26	TOTAL BASES	<b>0</b> - 4X Last at California 04-02-26
<b>1</b> vs. NC State 03-29-26	WALKS	<b>0</b> - 8X Last at California 04-02-26
<b>1</b> - 5X Last at California 04-02-26	STRIKEOUTS	<b>0</b> - 4X Last vs. NC State 03-29-26
<b>0</b> - 9X Last at California 04-02-26	STOLEN BASES	<b>0</b> - 9X Last at California 04-02-26
<b>6</b> vs. Bowling Green 02-14-26	PUTOUTS	<b>0</b> - 8X Last vs. Duke 05-09-26
<b>1</b> at California 04-02-26	ASSISTS	<b>0</b> - 12X Last vs. Duke 05-09-26
<b>0</b> - 13X Last vs. Duke 05-09-26	ERRORS	<b>0</b> - 13X Last vs. Duke 05-09-26

**#22 MCKEE, Tate**

HIGH	STAT	LOW
<b>7.1</b> vs. NC State 03-27-26	IP	<b>2.1</b> at North Carolina 04-17-26
<b>29</b> vs. NC State 03-27-26	BATTERS FACED	<b>15</b> vs. Virginia Tech 03-06-26
<b>6</b> - 2X Last vs. Duke 05-08-26	RUNS ALLOWED	<b>0</b> - 2X Last at California 04-02-26
<b>6</b> at Pitt 03-20-26	EARNED RUNS ALLOWED	<b>0</b> - 2X Last at California 04-02-26
<b>7</b> - 2X Last vs. Duke 05-08-26	HITS ALLOWED	<b>1</b> at Clemson 03-12-26
<b>8</b> - 2X Last vs. Xavier 05-01-26	STRIKEOUTS	<b>3</b> - 4X Last at North Carolina 04-17-26
<b>5</b> - 2X Last at Pitt 03-20-26	WALKS ALLOWED	<b>0</b> vs. Duke 05-08-26
<b>2</b> - 2X Last at North Carolina 04-17-26	DOUBLES ALLOWED	<b>0</b> - 10X Last vs. Duke 05-08-26
<b>0</b> - 13X Last vs. Duke 05-08-26	TRIPLES ALLOWED	<b>0</b> - 13X Last vs. Duke 05-08-26
<b>3</b> - 3X Last vs. Duke 05-08-26	HOMERS ALLOWED	<b>0</b> - 5X Last at California 04-02-26
<b>2</b> vs. Stony Brook 02-20-26	WILD PITCHES	<b>0</b> - 9X Last vs. Duke 05-08-26
<b>1</b> - 4X Last vs. Duke 05-08-26	HIT BATTERS	<b>0</b> - 9X Last vs. Xavier 05-01-26
<b>13</b> vs. NC State 03-27-26	GROUNDOUTS	<b>1</b> at North Carolina 04-17-26
<b>5</b> vs. NC State 03-27-26	FLYOUTS	<b>1</b> vs. Duke 05-08-26

**#49 CAMPBELL, Kayden**

HIGH	STAT	LOW
<b>2</b> vs. Virginia Tech 03-08-26	IP	<b>0</b> vs. Georgia State 02-24-26
<b>6</b> - 2X Last vs. Virginia Tech 03-08-26	BATTERS FACED	<b>1</b> at North Carolina 04-18-26
<b>3</b> vs. Georgia State 02-24-26	RUNS ALLOWED	<b>0</b> - 9X Last vs. Xavier 05-03-26
<b>3</b> vs. Georgia State 02-24-26	EARNED RUNS ALLOWED	<b>0</b> - 9X Last vs. Xavier 05-03-26
<b>2</b> - 4X Last vs. Wake Forest 04-25-26	HITS ALLOWED	<b>0</b> - 7X Last vs. Xavier 05-03-26
<b>4</b> vs. Virginia Tech 03-08-26	STRIKEOUTS	<b>0</b> - 6X Last vs. Wake Forest 04-25-26
<b>2</b> at Clemson 03-14-26	WALKS ALLOWED	<b>0</b> - 7X Last vs. Duke 05-09-26
<b>2</b> vs. Stony Brook 02-20-26	DOUBLES ALLOWED	<b>0</b> - 11X Last vs. Duke 05-09-26
<b>0</b> - 13X Last vs. Duke 05-09-26	TRIPLES ALLOWED	<b>0</b> - 13X Last vs. Duke 05-09-26
<b>1</b> vs. Duke 05-09-26	HOMERS ALLOWED	<b>0</b> - 12X Last vs. Xavier 05-03-26
<b>0</b> - 13X Last vs. Duke 05-09-26	WILD PITCHES	<b>0</b> - 13X Last vs. Duke 05-09-26
<b>1</b> vs. Georgia State 02-24-26	HIT BATTERS	<b>0</b> - 12X Last vs. Duke 05-09-26
<b>2</b> - 2X Last vs. Wake Forest 04-25-26	GROUNDOUTS	<b>0</b> - 7X Last vs. Duke 05-09-26
<b>2</b> vs. Stony Brook 02-20-26	FLYOUTS	<b>0</b> - 6X Last vs. Wake Forest 04-25-26

**PLAYER GAME HIGHS**

<b>#20 SPIVEY, Caden</b>		
HIGH	STAT	LOW
<b>2.1</b> - 2X Last at Kennesaw St. 04-28-26	IP	<b>0.1</b> - 2X Last vs. Georgia Southern 04-14-26
<b>12</b> vs. Virginia Tech 03-08-26	BATTERS FACED	<b>3</b> - 5X Last vs. Kennesaw State 04-07-26
<b>3</b> - 2X Last vs. Georgia Southern 04-14-26	RUNS ALLOWED	<b>0</b> - 6X Last vs. Kennesaw State 04-07-26
<b>3</b> - 2X Last vs. Georgia Southern 04-14-26	EARNED RUNS ALLOWED	<b>0</b> - 6X Last vs. Kennesaw State 04-07-26
<b>5</b> vs. Virginia Tech 03-08-26	HITS ALLOWED	<b>0</b> - 5X Last vs. Kennesaw State 04-07-26
<b>3</b> - 2X Last vs. Virginia Tech 03-08-26	STRIKEOUTS	<b>0</b> at Clemson 03-14-26
<b>4</b> vs. Stony Brook 02-20-26	WALKS ALLOWED	<b>0</b> - 6X Last at Kennesaw St. 04-28-26
<b>2</b> vs. Virginia Tech 03-08-26	DOUBLES ALLOWED	<b>0</b> - 9X Last vs. Georgia Southern 04-14-26
<b>0</b> - 12X Last at Kennesaw St. 04-28-26	TRIPLES ALLOWED	<b>0</b> - 12X Last at Kennesaw St. 04-28-26
<b>1</b> - 2X Last at Kennesaw St. 04-28-26	HOMERS ALLOWED	<b>0</b> - 10X Last vs. Georgia Southern 04-14-26
<b>1</b> - 2X Last at Kennesaw St. 04-28-26	WILD PITCHES	<b>0</b> - 10X Last vs. Kennesaw State 04-07-26
<b>1</b> - 2X Last at Kennesaw St. 04-28-26	HIT BATTERS	<b>0</b> - 10X Last vs. Georgia Southern 04-14-26
<b>2</b> - 2X Last at California 04-03-26	GROUNDOUTS	<b>0</b> - 6X Last vs. Georgia Southern 04-14-26
<b>5</b> at Kennesaw St. 04-28-26	FLYOUTS	<b>0</b> - 6X Last vs. Georgia Southern 04-14-26

<b>#24 BLAKELY, Jackson</b>		
HIGH	STAT	LOW
<b>7</b> vs. NC State 03-29-26	IP	<b>2</b> vs. Virginia Tech 03-07-26
<b>25</b> vs. NC State 03-29-26	BATTERS FACED	<b>10</b> vs. Virginia Tech 03-07-26
<b>6</b> at Clemson 03-14-26	RUNS ALLOWED	<b>0</b> - 6X Last at California 04-04-26
<b>6</b> at Clemson 03-14-26	EARNED RUNS ALLOWED	<b>0</b> - 7X Last vs. Duke 05-10-26
<b>7</b> at Clemson 03-14-26	HITS ALLOWED	<b>2</b> - 3X Last at California 04-04-26
<b>9</b> vs. Georgia State 02-24-26	STRIKEOUTS	<b>2</b> - 2X Last vs. Wake Forest 04-26-26
<b>3</b> at North Carolina 04-19-26	WALKS ALLOWED	<b>0</b> - 4X Last vs. Xavier 05-03-26
<b>3</b> at Clemson 03-14-26	DOUBLES ALLOWED	<b>0</b> - 5X Last vs. Xavier 05-03-26
<b>1</b> vs. Florida St. 04-11-26	TRIPLES ALLOWED	<b>0</b> - 11X Last vs. Duke 05-10-26
<b>2</b> - 2X Last vs. Wake Forest 04-26-26	HOMERS ALLOWED	<b>0</b> - 8X Last vs. Duke 05-10-26
<b>1</b> - 3X Last vs. Xavier 05-03-26	WILD PITCHES	<b>0</b> - 9X Last vs. Duke 05-10-26
<b>3</b> at Clemson 03-14-26	HIT BATTERS	<b>0</b> - 5X Last vs. Duke 05-10-26
<b>7</b> - 2X Last vs. Florida St. 04-11-26	GROUNDOUTS	<b>1</b> at North Carolina 04-19-26
<b>10</b> vs. NC State 03-29-26	FLYOUTS	<b>0</b> vs. Georgia State 02-24-26

<b>#43 ANGELAKOS, Dimitri</b>		
HIGH	STAT	LOW
<b>5</b> at Georgia St. 03-03-26	IP	<b>1</b> - 3X Last vs. Georgia Southern 04-14-26
<b>17</b> at Georgia St. 03-03-26	BATTERS FACED	<b>3</b> vs. Kennesaw State 04-07-26
<b>4</b> - 2X Last vs. Xavier 05-03-26	RUNS ALLOWED	<b>0</b> - 7X Last vs. Georgia Southern 04-14-26
<b>4</b> - 2X Last vs. Xavier 05-03-26	EARNED RUNS ALLOWED	<b>0</b> - 7X Last vs. Georgia Southern 04-14-26
<b>5</b> at Auburn 03-17-26	HITS ALLOWED	<b>0</b> vs. Kennesaw State 04-07-26
<b>5</b> at Georgia St. 03-03-26	STRIKEOUTS	<b>0</b> - 3X Last vs. Kennesaw State 04-07-26
<b>2</b> at North Carolina 04-18-26	WALKS ALLOWED	<b>0</b> - 9X Last vs. Xavier 05-03-26
<b>2</b> at Auburn 03-17-26	DOUBLES ALLOWED	<b>0</b> - 7X Last vs. Georgia Southern 04-14-26
<b>0</b> - 12X Last vs. Xavier 05-03-26	TRIPLES ALLOWED	<b>0</b> - 12X Last vs. Xavier 05-03-26
<b>2</b> - 2X Last vs. Xavier 05-03-26	HOMERS ALLOWED	<b>0</b> - 8X Last vs. Georgia Southern 04-14-26
<b>1</b> at California 04-02-26	WILD PITCHES	<b>0</b> - 11X Last vs. Xavier 05-03-26
<b>1</b> - 4X Last vs. Xavier 05-03-26	HIT BATTERS	<b>0</b> - 8X Last vs. Wake Forest 04-25-26
<b>4</b> - 2X Last at Georgia St. 03-03-26	GROUNDOUTS	<b>0</b> - 4X Last vs. Wake Forest 04-25-26
<b>6</b> at Georgia St. 03-03-26	FLYOUTS	<b>1</b> - 4X Last vs. Xavier 05-03-26

**PLAYER GAME HIGHS**
**#29 PATEL, Mason**

HIGH	STAT	LOW
5 vs. Bowling Green 02-14-26	IP	1 at Kennesaw St. 04-28-26
21 vs. Bowling Green 02-14-26	BATTERS FACED	4 at Kennesaw St. 04-28-26
5 vs. Stony Brook 02-21-26	RUNS ALLOWED	0 - 8X Last vs. Duke 05-08-26
5 vs. Stony Brook 02-21-26	EARNED RUNS ALLOWED	0 - 8X Last vs. Duke 05-08-26
8 vs. Stony Brook 02-21-26	HITS ALLOWED	0 at Pitt 03-20-26
7 vs. Bowling Green 02-14-26	STRIKEOUTS	0 - 2X Last at Kennesaw St. 04-28-26
2 vs. Bowling Green 02-14-26	WALKS ALLOWED	0 - 4X Last at Kennesaw St. 04-28-26
3 vs. Stony Brook 02-21-26	DOUBLES ALLOWED	0 - 6X Last vs. Duke 05-08-26
0 - 11X Last vs. Duke 05-08-26	TRIPLES ALLOWED	0 - 11X Last vs. Duke 05-08-26
0 - 11X Last vs. Duke 05-08-26	HOMERS ALLOWED	0 - 11X Last vs. Duke 05-08-26
0 - 11X Last vs. Duke 05-08-26	WILD PITCHES	0 - 11X Last vs. Duke 05-08-26
1 vs. Florida St. 04-09-26	HIT BATTERS	0 - 10X Last vs. Duke 05-08-26
6 at North Carolina 04-19-26	GROUNDOUTS	0 at Kennesaw St. 04-28-26
5 - 3X Last vs. Duke 05-08-26	FLYOUTS	0 at Clemson 03-13-26

**#14 BROWN, Cade**

HIGH	STAT	LOW
4 vs. Bowling Green 02-14-26	PLATE APPEARANCES	1 - 3X Last vs. Kennesaw State 04-07-26
3 vs. Stony Brook 02-22-26	AT BATS	1 - 4X Last vs. Kennesaw State 04-07-26
1 - 3X Last vs. West Georgia 03-10-26	HITS	0 - 4X Last vs. Kennesaw State 04-07-26
1 - 3X Last vs. Virginia Tech 03-06-26	RUNS SCORED	0 - 4X Last vs. Kennesaw State 04-07-26
1 vs. Bowling Green 02-14-26	RBIs	0 - 6X Last vs. Kennesaw State 04-07-26
0 - 7X Last vs. Kennesaw State 04-07-26	DOUBLES	0 - 7X Last vs. Kennesaw State 04-07-26
0 - 7X Last vs. Kennesaw State 04-07-26	TRIPLES	0 - 7X Last vs. Kennesaw State 04-07-26
0 - 7X Last vs. Kennesaw State 04-07-26	HOMERUNS	0 - 7X Last vs. Kennesaw State 04-07-26
1 - 3X Last vs. West Georgia 03-10-26	TOTAL BASES	0 - 4X Last vs. Kennesaw State 04-07-26
2 vs. Bowling Green 02-14-26	WALKS	0 - 6X Last vs. Kennesaw State 04-07-26
2 at Georgia Southern 02-17-26	STRIKEOUTS	0 - 4X Last at California 04-02-26
0 - 7X Last vs. Kennesaw State 04-07-26	STOLEN BASES	0 - 7X Last vs. Kennesaw State 04-07-26
4 vs. Stony Brook 02-22-26	PUTOUTS	0 - 5X Last vs. Duke 05-09-26
1 - 2X Last at California 04-02-26	ASSISTS	0 - 8X Last vs. Duke 05-09-26
2 vs. Stony Brook 02-22-26	ERRORS	0 - 9X Last vs. Duke 05-09-26

**#15 UNDERWOOD, Cooper**

HIGH	STAT	LOW
5 vs. Wake Forest 04-25-26	IP	0 at Clemson 03-14-26
17 vs. Wake Forest 04-25-26	BATTERS FACED	1 at Clemson 03-14-26
4 - 2X Last vs. Georgia Southern 04-14-26	RUNS ALLOWED	0 - 4X Last vs. Duke 05-10-26
4 - 2X Last vs. Georgia Southern 04-14-26	EARNED RUNS ALLOWED	0 - 4X Last vs. Duke 05-10-26
4 - 2X Last vs. Auburn 03-31-26	HITS ALLOWED	0 - 3X Last vs. Duke 05-10-26
7 vs. Wake Forest 04-25-26	STRIKEOUTS	0 - 2X Last at Clemson 03-14-26
3 vs. Virginia Tech 03-08-26	WALKS ALLOWED	0 - 4X Last vs. Duke 05-10-26
2 - 2X Last vs. Georgia Southern 04-14-26	DOUBLES ALLOWED	0 - 5X Last vs. Duke 05-10-26
0 - 10X Last vs. Duke 05-10-26	TRIPLES ALLOWED	0 - 10X Last vs. Duke 05-10-26
1 - 3X Last vs. Xavier 05-02-26	HOMERS ALLOWED	0 - 7X Last vs. Duke 05-10-26
0 - 10X Last vs. Duke 05-10-26	WILD PITCHES	0 - 10X Last vs. Duke 05-10-26
2 vs. Northwestern 03-01-26	HIT BATTERS	0 - 6X Last vs. Duke 05-10-26
5 - 2X Last vs. Wake Forest 04-25-26	GROUNDOUTS	0 - 4X Last vs. Xavier 05-02-26
5 vs. Virginia Tech 03-08-26	FLYOUTS	0 - 3X Last vs. Georgia Southern 04-14-26

**PLAYER GAME HIGHS**
**#16 WILLCOX, Charlie**

HIGH	STAT	LOW
2 - 3X Last vs. West Georgia 03-10-26	IP	0.2 at North Carolina 04-18-26
12 - 2X Last vs. Stony Brook 02-22-26	BATTERS FACED	3 - 2X Last at California 04-03-26
4 at Pitt 03-21-26	RUNS ALLOWED	0 - 4X Last at California 04-03-26
4 at Pitt 03-21-26	EARNED RUNS ALLOWED	0 - 4X Last at California 04-03-26
5 vs. Bowling Green 02-13-26	HITS ALLOWED	0 - 3X Last at California 04-03-26
3 vs. West Georgia 03-10-26	STRIKEOUTS	0 - 3X Last vs. Kennesaw State 04-07-26
3 at North Carolina 04-18-26	WALKS ALLOWED	0 - 5X Last at California 04-03-26
1 - 5X Last at North Carolina 04-18-26	DOUBLES ALLOWED	0 - 5X Last at California 04-03-26
0 - 10X Last at North Carolina 04-18-26	TRIPLES ALLOWED	0 - 10X Last at North Carolina 04-18-26
1 at Pitt 03-21-26	HOMERS ALLOWED	0 - 9X Last at North Carolina 04-18-26
1 at Georgia St. 03-03-26	WILD PITCHES	0 - 9X Last at North Carolina 04-18-26
2 - 2X Last vs. Kennesaw State 04-07-26	HIT BATTERS	0 - 8X Last at North Carolina 04-18-26
4 - 2X Last at Georgia St. 03-03-26	GROUNDOUTS	0 - 3X Last at North Carolina 04-18-26
2 - 2X Last vs. Kennesaw State 04-07-26	FLYOUTS	0 at Clemson 03-14-26

**#99 BUURSEMA, Porter**

HIGH	STAT	LOW
4 - 2X Last vs. Florida St. 04-10-26	IP	0 vs. Virginia Tech 03-08-26
16 vs. Florida St. 04-10-26	BATTERS FACED	2 vs. Virginia Tech 03-08-26
7 at North Carolina 04-18-26	RUNS ALLOWED	0 - 4X Last vs. West Georgia 03-10-26
7 at North Carolina 04-18-26	EARNED RUNS ALLOWED	0 - 5X Last at California 04-03-26
5 vs. NC State 03-28-26	HITS ALLOWED	0 - 4X Last at Pitt 03-21-26
7 vs. Florida St. 04-10-26	STRIKEOUTS	0 vs. Virginia Tech 03-08-26
4 - 2X Last at North Carolina 04-18-26	WALKS ALLOWED	1 - 5X Last vs. Florida St. 04-10-26
1 - 3X Last at California 04-03-26	DOUBLES ALLOWED	0 - 7X Last at North Carolina 04-18-26
0 - 10X Last at North Carolina 04-18-26	TRIPLES ALLOWED	0 - 10X Last at North Carolina 04-18-26
1 - 2X Last at North Carolina 04-18-26	HOMERS ALLOWED	0 - 8X Last at California 04-03-26
2 at North Carolina 04-18-26	WILD PITCHES	0 - 7X Last vs. Florida St. 04-10-26
0 - 10X Last at North Carolina 04-18-26	HIT BATTERS	0 - 10X Last at North Carolina 04-18-26
4 vs. Florida St. 04-10-26	GROUNDOUTS	0 - 2X Last vs. Virginia Tech 03-08-26
3 at California 04-03-26	FLYOUTS	0 - 4X Last vs. West Georgia 03-10-26

**#26 VICENS, James**

HIGH	STAT	LOW
1.2 at Kennesaw St. 04-28-26	IP	0 at Clemson 03-14-26
11 at Kennesaw St. 04-28-26	BATTERS FACED	1 - 3X Last at North Carolina 04-17-26
4 at Kennesaw St. 04-28-26	RUNS ALLOWED	0 - 5X Last at North Carolina 04-17-26
4 at Kennesaw St. 04-28-26	EARNED RUNS ALLOWED	0 - 6X Last at North Carolina 04-17-26
3 vs. Georgia State 02-24-26	HITS ALLOWED	0 - 7X Last at North Carolina 04-17-26
3 vs. Kennesaw State 04-07-26	STRIKEOUTS	0 at Clemson 03-14-26
3 at Kennesaw St. 04-28-26	WALKS ALLOWED	0 - 4X Last at North Carolina 04-17-26
0 - 9X Last at Kennesaw St. 04-28-26	DOUBLES ALLOWED	0 - 9X Last at Kennesaw St. 04-28-26
0 - 9X Last at Kennesaw St. 04-28-26	TRIPLES ALLOWED	0 - 9X Last at Kennesaw St. 04-28-26
1 at Kennesaw St. 04-28-26	HOMERS ALLOWED	0 - 8X Last at North Carolina 04-17-26
1 - 2X Last at Kennesaw St. 04-28-26	WILD PITCHES	0 - 7X Last at North Carolina 04-17-26
1 at Kennesaw St. 04-28-26	HIT BATTERS	0 - 8X Last at North Carolina 04-17-26
1 - 2X Last at Kennesaw St. 04-28-26	GROUNDOUTS	0 - 7X Last at North Carolina 04-17-26
3 at Kennesaw St. 04-28-26	FLYOUTS	0 - 6X Last at North Carolina 04-17-26

**PLAYER GAME HIGHS**
**#55 MCKELVEY, Adam**

HIGH	STAT	LOW
<b>1.1</b> vs. Stony Brook 02-20-26	IP	<b>0</b> at Clemson 03-14-26
<b>9</b> at Pitt 03-20-26	BATTERS FACED	<b>1</b> at Clemson 03-14-26
<b>3</b> at Pitt 03-20-26	RUNS ALLOWED	<b>0</b> - 4X Last vs. West Georgia 03-10-26
<b>3</b> at Pitt 03-20-26	EARNED RUNS ALLOWED	<b>0</b> - 4X Last vs. West Georgia 03-10-26
<b>2</b> - 2X Last at California 04-02-26	HITS ALLOWED	<b>0</b> - 4X Last at Clemson 03-14-26
<b>3</b> vs. Bowling Green 02-14-26	STRIKEOUTS	<b>0</b> - 2X Last at North Carolina 04-18-26
<b>3</b> at Pitt 03-20-26	WALKS ALLOWED	<b>0</b> - 4X Last at North Carolina 04-18-26
<b>1</b> vs. Bowling Green 02-14-26	DOUBLES ALLOWED	<b>0</b> - 7X Last at North Carolina 04-18-26
<b>0</b> - 8X Last at North Carolina 04-18-26	TRIPLES ALLOWED	<b>0</b> - 8X Last at North Carolina 04-18-26
<b>1</b> - 2X Last at North Carolina 04-18-26	HOMERS ALLOWED	<b>0</b> - 6X Last at California 04-02-26
<b>0</b> - 8X Last at North Carolina 04-18-26	WILD PITCHES	<b>0</b> - 8X Last at North Carolina 04-18-26
<b>1</b> at Pitt 03-20-26	HIT BATTERS	<b>0</b> - 7X Last at North Carolina 04-18-26
<b>1</b> at North Carolina 04-18-26	GROUNDOUTS	<b>0</b> - 7X Last at California 04-02-26
<b>2</b> - 2X Last at California 04-02-26	FLYOUTS	<b>0</b> - 2X Last at Clemson 03-14-26

**#0 DEE, Michael**

HIGH	STAT	LOW
<b>2</b> - 2X Last vs. Stony Brook 02-22-26	PLATE APPEARANCES	<b>1</b> at Georgia Southern 02-17-26
<b>2</b> vs. Bowling Green 02-14-26	AT BATS	<b>1</b> - 2X Last vs. Stony Brook 02-22-26
<b>1</b> - 2X Last vs. Stony Brook 02-22-26	HITS	<b>0</b> at Georgia Southern 02-17-26
<b>1</b> - 3X Last vs. Stony Brook 02-22-26	RUNS SCORED	<b>1</b> - 3X Last vs. Stony Brook 02-22-26
<b>1</b> vs. Stony Brook 02-22-26	RBI's	<b>0</b> - 2X Last at Georgia Southern 02-17-26
<b>0</b> - 3X Last vs. Stony Brook 02-22-26	DOUBLES	<b>0</b> - 3X Last vs. Stony Brook 02-22-26
<b>0</b> - 3X Last vs. Stony Brook 02-22-26	TRIPLES	<b>0</b> - 3X Last vs. Stony Brook 02-22-26
<b>0</b> - 3X Last vs. Stony Brook 02-22-26	HOMERUNS	<b>0</b> - 3X Last vs. Stony Brook 02-22-26
<b>1</b> - 2X Last vs. Stony Brook 02-22-26	TOTAL BASES	<b>0</b> at Georgia Southern 02-17-26
<b>1</b> vs. Stony Brook 02-22-26	WALKS	<b>0</b> - 2X Last at Georgia Southern 02-17-26
<b>1</b> - 2X Last at Georgia Southern 02-17-26	STRIKEOUTS	<b>0</b> vs. Stony Brook 02-22-26
<b>0</b> - 3X Last vs. Stony Brook 02-22-26	STOLEN BASES	<b>0</b> - 3X Last vs. Stony Brook 02-22-26
<b>2</b> vs. Stony Brook 02-20-26	PUTOUTS	<b>0</b> - 6X Last vs. Duke 05-09-26
<b>2</b> vs. Stony Brook 02-22-26	ASSISTS	<b>0</b> - 6X Last vs. Duke 05-09-26
<b>0</b> - 7X Last vs. Duke 05-09-26	ERRORS	<b>0</b> - 7X Last vs. Duke 05-09-26

**#5 STEPHENSON, Dominic**

HIGH	STAT	LOW
<b>2</b> - 2X Last vs. Stony Brook 02-22-26	PLATE APPEARANCES	<b>1</b> - 2X Last vs. Virginia Tech 03-06-26
<b>2</b> vs. Stony Brook 02-22-26	AT BATS	<b>0</b> vs. Virginia Tech 03-06-26
<b>2</b> vs. Stony Brook 02-22-26	HITS	<b>0</b> - 3X Last vs. Virginia Tech 03-06-26
<b>1</b> - 2X Last vs. Stony Brook 02-22-26	RUNS SCORED	<b>0</b> - 2X Last vs. Virginia Tech 03-06-26
<b>3</b> vs. Stony Brook 02-22-26	RBI's	<b>0</b> - 3X Last vs. Virginia Tech 03-06-26
<b>0</b> - 4X Last vs. Virginia Tech 03-06-26	DOUBLES	<b>0</b> - 4X Last vs. Virginia Tech 03-06-26
<b>1</b> vs. Stony Brook 02-22-26	TRIPLES	<b>0</b> - 3X Last vs. Virginia Tech 03-06-26
<b>0</b> - 4X Last vs. Virginia Tech 03-06-26	HOMERUNS	<b>0</b> - 4X Last vs. Virginia Tech 03-06-26
<b>4</b> vs. Stony Brook 02-22-26	TOTAL BASES	<b>0</b> - 3X Last vs. Virginia Tech 03-06-26
<b>1</b> vs. Virginia Tech 03-06-26	WALKS	<b>0</b> - 3X Last vs. Stony Brook 02-22-26
<b>1</b> - 2X Last at Georgia Southern 02-17-26	STRIKEOUTS	<b>0</b> - 2X Last vs. Virginia Tech 03-06-26
<b>0</b> - 4X Last vs. Virginia Tech 03-06-26	STOLEN BASES	<b>0</b> - 4X Last vs. Virginia Tech 03-06-26
<b>3</b> - 2X Last at Georgia Southern 02-17-26	PUTOUTS	<b>0</b> - 2X Last vs. Duke 05-08-26
<b>0</b> - 5X Last vs. Duke 05-08-26	ASSISTS	<b>0</b> - 5X Last vs. Duke 05-08-26
<b>0</b> - 5X Last vs. Duke 05-08-26	ERRORS	<b>0</b> - 5X Last vs. Duke 05-08-26

**PLAYER GAME HIGHS**
**#39 NEISES, Tyler**


HIGH	STAT	LOW
3 vs. Bowling Green 02-14-26	PLATE APPEARANCES	1 - 2X Last vs. Duke 05-09-26
2 vs. Bowling Green 02-14-26	AT BATS	0 vs. Duke 05-09-26
1 - 2X Last at Georgia Southern 02-17-26	HITS	0 vs. Duke 05-09-26
2 vs. Bowling Green 02-14-26	RUNS SCORED	0 - 2X Last vs. Duke 05-09-26
0 - 3X Last vs. Duke 05-09-26	RBI's	0 - 3X Last vs. Duke 05-09-26
0 - 3X Last vs. Duke 05-09-26	DOUBLES	0 - 3X Last vs. Duke 05-09-26
0 - 3X Last vs. Duke 05-09-26	TRIPLES	0 - 3X Last vs. Duke 05-09-26
0 - 3X Last vs. Duke 05-09-26	HOMERUNS	0 - 3X Last vs. Duke 05-09-26
1 - 2X Last at Georgia Southern 02-17-26	TOTAL BASES	0 vs. Duke 05-09-26
1 - 2X Last vs. Duke 05-09-26	WALKS	0 at Georgia Southern 02-17-26
1 vs. Bowling Green 02-14-26	STRIKEOUTS	0 - 2X Last vs. Duke 05-09-26
0 - 3X Last vs. Duke 05-09-26	STOLEN BASES	0 - 3X Last vs. Duke 05-09-26
2 at Georgia Southern 02-17-26	PUTOUTS	0 - 3X Last vs. Duke 05-09-26
0 - 4X Last vs. Duke 05-09-26	ASSISTS	0 - 4X Last vs. Duke 05-09-26
0 - 4X Last vs. Duke 05-09-26	ERRORS	0 - 4X Last vs. Duke 05-09-26

**#41 HARTWELL, Judson**

HIGH	STAT	LOW
2 - 2X Last vs. Stony Brook 02-22-26	PLATE APPEARANCES	1 at Georgia Southern 02-17-26
2 vs. Stony Brook 02-22-26	AT BATS	1 - 2X Last at Georgia Southern 02-17-26
1 - 2X Last at Georgia Southern 02-17-26	HITS	0 vs. Stony Brook 02-22-26
2 vs. Bowling Green 02-14-26	RUNS SCORED	0 - 2X Last vs. Stony Brook 02-22-26
1 at Georgia Southern 02-17-26	RBI's	0 - 2X Last vs. Stony Brook 02-22-26
0 - 3X Last vs. Stony Brook 02-22-26	DOUBLES	0 - 3X Last vs. Stony Brook 02-22-26
0 - 3X Last vs. Stony Brook 02-22-26	TRIPLES	0 - 3X Last vs. Stony Brook 02-22-26
0 - 3X Last vs. Stony Brook 02-22-26	HOMERUNS	0 - 3X Last vs. Stony Brook 02-22-26
1 - 2X Last at Georgia Southern 02-17-26	TOTAL BASES	0 vs. Stony Brook 02-22-26
1 vs. Bowling Green 02-14-26	WALKS	0 - 2X Last vs. Stony Brook 02-22-26
0 - 3X Last vs. Stony Brook 02-22-26	STRIKEOUTS	0 - 3X Last vs. Stony Brook 02-22-26
0 - 3X Last vs. Stony Brook 02-22-26	STOLEN BASES	0 - 3X Last vs. Stony Brook 02-22-26
1 vs. Bowling Green 02-14-26	PUTOUTS	0 - 3X Last at California 04-02-26
0 - 4X Last at California 04-02-26	ASSISTS	0 - 4X Last at California 04-02-26
0 - 4X Last at California 04-02-26	ERRORS	0 - 4X Last at California 04-02-26



## TV/RADIO ROSTER




**#0**  
**MICHAEL DEE**  
 INF • R/R • 6-2 • 174 • Fr.  
 Stone Mountain, Ga. (St. Pius X)




**#1**  
**PARKER BROSIOUS**  
 OF • R/L • 6-1 • 200 • Sr.  
 Suwanee, Ga. (Lambert HS)



**#2**  
**JARREN ADVINCULA**  
 INF • L/R • 6-2 • 195 • Jr.  
 Santa Clara, Calif. (Cal)



**#3**  
**CARSON KERCE**  
 INF • R/R • 5-11 • 200 • Jr.  
 Marietta, Ga. (Pope HS)



**#4**  
**ALEX HERNANDEZ**  
 RHP/UTL • R/R • 6-2 • 210 • So.  
 Cumming, Ga. (Forsyth Central)



**#5**  
**DOMINIC STEPHENSON**  
 C/OF • R/R • 6-0 • 208 • Fr.  
 Marietta, Ga. (Harrison HS)



**#6**  
**CALEB DANIEL**  
 OF • L/R • 6-0 • 188 • So.  
 Cartersville, Ga. (Cartersville HS)



**#7**  
**WILL BAKER**  
 INF • L/R • 6-0 • 197 • So.  
 Upper Coomera, Queensland, Australia




**#8**  
**DREW BURRESS**  
 OF • R/R • 5-9 • 185 • Jr.  
 Houston County, Ga. (Houston Co. HS)




**#9**  
**COLEMAN LEWIS**  
 OF • L/R • 6-1 • 220 • Fr.  
 Lake Park, Ga. (Lowndes HS)




**#10**  
**KENT SCHMIDT**  
 INF • L/R • 6-0 • 225 • Jr.  
 Marietta, Ga. (Georgia Southern)



**#11**  
**RYAN ZUCKERMAN**  
 INF • R/R • 6-4 • 230 • Jr.  
 Yardley, Pa. (Pitt)



**#14**  
**CADE BROWN**  
 OF/INF • R/R • 6-1 • 210 • So.  
 Lilburn, Ga. (Georgia)



**#15**  
**COOPER UNDERWOOD**  
 LHP • L/L • 6-1 • 190 • Fr.  
 Acworth, Ga. (Allatoona HS)




**#16**  
**CHARLIE WILLCOX**  
 RHP • S/R • 6-3 • 218 • Fr.  
 Santa Rosa Beach, Fla. (South Walton HS)



**#18**  
**CADEN GAUDETTE**  
 RHP • R/R • 6-0 • 207 • R-Jr.  
 Alpharetta, Ga. (Milton HS)



**#19**  
**NATHANAEL COUPET**  
 C/INF • R/R • 6-0 • 218 • R-So.  
 Boynton Beach, Fl. (North Broward Prep)




**#20**  
**CADEN SPIVEY**  
 RHP • R/R • 6-2 • 193 • Sr.  
 Vidalia, Ga. (Notre Dame)



**#21**  
**CARSON BALLARD**  
 RHP • R/R • 6-1 • 195 • R-Jr.  
 Alpharetta, Ga. (Wesleyan HS)




**#22**  
**TATE MCKEE**  
 RHP • R/R • 6-3 • 210 • Jr.  
 Kennesaw, Ga. (Mount Paran Christian)



**#24**  
**JACKSON BLAKELY**  
 RHP • R/R • 6-0 • 220 • So.  
 Thomaston Ga. (Upton-Lee HS)



**#25**  
**VAHN LACKEY**  
 C/INF • R/R • 6-2 • 215 • Jr.  
 Suwanee, Ga. (Collins Hill HS)



**#26**  
**JAMIE VICENS**  
 RHP • R/R • 6-5 • 202 • Fr.  
 Atlanta, Ga. (Marist School)



**#29**  
**MASON PATEL**  
 RHP • R/R • 6-1 • 208 • Gr.  
 Knoxville, Tenn. (Georgia State)



**#31**  
**JUSTIN SHADEK**  
 RHP • R/R • 6-6 • 235 • R-So.  
 Kinnelon, N.J. (Rutgers)



**#32**  
**BRETT BARFIELD**  
 LHP • L/L • 6-1 • 215 • Sr.  
 Cumming, Ga. (Florida St.)



**#34**  
**DREW ROGERS**  
 C • R/R • 6-1 • 220 • So.  
 Tempe, Ariz. (Hamilton HS)




**#35**  
**JAKE LANKIE**  
 RHP • R/R • 6-2 • 191 • R-So.  
 Alpharetta, Ga. (Georgia)



**#37**  
**DYLAN LOY**  
 LHP • L/L • 6-0 • 208 • Jr.  
 Pigeon Forge, Tenn. (Tennessee)



**#39**  
**TYLER NEISES**  
 OF • L/R • 6-3 • 225 • Jr.  
 Dalton, Ga. (Dalton HS)



**#41**  
**JUDSON HARTWELL**  
 INF • R/R • 6-3 • 215 • Fr.  
 Watkinsville, Ga. (Prince Ave. Christian)




**#43**  
**DIMITRI ANGELAKOS**  
 RHP • R/R • 6-1 • 214 • R-Fr.  
 Woodstock, Ga. (Etowah HS)



**#49**  
**KAYDEN CAMPBELL**  
 LHP • R/L • 6-2 • 205 • Jr.  
 Cincinnati, Ohio (Louisville)



**#54**  
**RILEY HASENSTAB**  
 RHP • R/R • 6-2 • 218 • R-Fr.  
 Duluth, Ga. (Duluth HS)



**#55**  
**ADAM MCKELVEY**  
 LHP • L/L • 6-3 • 229 • So.  
 Roswell, Ga. (Roswell HS)




**#99**  
**PORTER BUURSEMA**  
 RHP • R/R • 6-1 • 198 • Jr.  
 Woodstock, Ga. (Georgia Southern)




**#13**  
**JAMES RAMSEY**  
 Head Coach (1st Season)  
 8th year at Tech




**#77**  
**MATT TAYLOR**  
 Pitching Coach/Recruiting Coord.  
 3rd Season




**#27**  
**SCOTT STRICKLIN**  
 Assistant Coach (1st Season)  
 7th Year at Tech



**#48**  
**JOSH SCHULMAN**  
 Assistant Coach (2nd Season)



**JASON RICHMAN**  
 Director of Pitching  
 3rd Season



**TREY YUNGER**  
 Director of Operations  
 1st Season