

GEORGIA TECH

131ST SEASON • 36 NCAA REGIONAL APPEARANCES • 3 COLLEGE WORLD SERIES APPEARANCES • 10 ACC CHAMPIONSHIPS

2026 Official Game Notes | RamblinWreck.com | Contact: Anthony Brandt • abrandt@athletics.gatech.edu • (817) 757-6979

GEORGIA TECH BY THE NUMBERS

Overall Record.....	39-8
ACC Record.....	19-5
at Mac Nease Baseball Park.....	27-3
Road Games.....	10-4
Neutral Site Games.....	2-0
Streak.....	W2
Last 10.....	8-2

2026 SCHEDULE / RESULTS

Date	Opponent	Time/Result
2/13	BOWLING GREEN	W, 11-5
2/14	BOWLING GREEN	W, 27-4
2/14	BOWLING GREEN	W, 12-2 (7)
2/17	GEORGIA SOUTHERN	W, 25-1
2/20	STONY BROOK	W, 14-5
2/20	STONY BROOK	W, 10-5 (7)
2/21	STONY BROOK	W, 6-5 (10)
2/22	STONY BROOK	W, 21-3 (7)
2/24	GEORGIA STATE	L, 4-9
2/27	NORTHWESTERN	W, 17-3 (7)
2/28	NORTHWESTERN	W, 13-3 (7)
3/1	NORTHWESTERN	W, 14-6
3/3	GEORGIA STATE [^]	W, 4-1
3/6	VIRGINIA TECH	W, 16-1 (7)
3/7	VIRGINIA TECH	W, 14-5
3/8	VIRGINIA TECH	L, 6-9
3/10	WEST GEORGIA	W, 14-0 (7)
3/12	#8 CLEMSON	W, 10-0 (7)
3/13	#8 CLEMSON	W, 9-3
3/14	#8 CLEMSON	L, 7-13
3/17	#4 AUBURN	L, 2-9
3/20	PITTSBURGH	W, 11-9
3/21	PITTSBURGH	L, 9-14
3/22	PITTSBURGH	W, 12-4 (7)
3/27	#14 NC STATE	W, 3-1
3/28	#14 NC STATE	W, 6-4
3/29	#14 NC STATE	W, 10-0 (8)
3/31	#11 AUBURN	W, 13-3 (8)
4/2	CALIFORNIA	W, 17-2 (7)
4/3	CALIFORNIA	W, 7-2
4/4	CALIFORNIA	W, 9-3
4/7	KENNESAW STATE	W, 11-4
4/9	#5 FLORIDA STATE	W, 4-3
4/10	#5 FLORIDA STATE	W, 8-3
4/11	#5 FLORIDA STATE	W, 17-3 (7)
4/14	GEORGIA SOUTHERN	W, 13-9
4/17	#3 NORTH CAROLINA	L, 2-5
4/18	#3 NORTH CAROLINA	L, 4-14 (8)
4/19	#3 NORTH CAROLINA	W, 5-2
4/21	#5 GEORGIA*	W, 14-4 (7)
4/24	WAKE FOREST	W, 6-5
4/25	WAKE FOREST	W, 14-11
4/26	WAKE FOREST	W, 6-5
4/28	KENNESAW STATE	W, 10-7
5/1	XAVIER	L, 4-8 (10)
5/2	XAVIER	W, 7-5
5/3	XAVIER	W, 14-6
5/8	DUKE	7 pm
5/9	DUKE	3 pm
5/10	DUKE	1 pm
5/12	MERCER	6 pm
5/14	BOSTON COLLEGE	6 pm
5/15	BOSTON COLLEGE	2 pm
5/16	BOSTON COLLEGE	12 pm

5/19-24 ACC TOURNAMENT CHARLOTTE, N.C.

* Game held at Truist Park
[^] Game held at Gwinnett Field
 Home games in Gold

WEEKEND SERIES 13: No. 3 GEORGIA TECH vs DUKE



GEORGIA TECH YELLOW JACKETS

Overall Record.....39-8, 19-5 ACC
 Ranking#3 D1, PG, NCBWA & Coaches / #4 BA
 Head CoachJames Ramsey
 Career Record39-8 (1st season)
 Record at GTSame
 Record Last Week.....2-1 vs Xavier



DUKE BLUE DEVILS

Overall Record.....23-25, 9-15 ACC
 Ranking.....None
 Head CoachCorey Muscara
 Career Record23-25 (1st season)
 Record at DU.....Same
 Last Week.....0-1 at #2 UNC / 0-1 vs Queens

MATCHUPS AT A GLANCE

GT	OFFENSE	DU	GT	PITCHING/DEFENSE	DU
.357	Batting	.271	4.76	ERA	6.54
.619	Slugging	.463	393.2	IP	399.0
.466	On-Base Pct	.373	0	CGs	0
126	Doubles	77	11	Saves	7
11	Triples	12	451/190	K/BB	401/232
94	Home Runs	65	.249	OBA	.261
294	Walks	206	37	Errors	73
36/42	SB/SBA	132/157	25	Double Plays	33

PROBABLE PITCHERS

Friday



Tate McKee
 #22 | Jr. | RHP | 17-1
 56.0 IP / 4.18 ERA
 1.46 WHIP / 64 Ks

Saturday



TBA
 "Don't Worry, Be Happy"
 - Bobby McFerrin

Sunday



Jackson Blakely
 #24 | So. | RHP | 15-1
 45.1 IP / 3.18 ERA
 1.17 WHIP / 49 Ks

TOP STORYLINES

- The No. 3 Yellow Jackets enter their final home series of the season with championship aspirations & records to be broken.
- GT is in the midst of the greatest regular season in the program's storied history, owning a 39-8 record, tied with 1993 for the best 47 game record and the best 24-game ACC record (19-5) in 131 years of Tech Baseball.
- The Jackets are one win away from securing back-to-back 40-win seasons for the first time since 2010/2011 (15 years). Tech has never reached 40 wins in 48 games.
- Georgia Tech has an opportunity to clinch back-to-back ACC regular season titles this weekend, should the Jackets sweep Duke and North Carolina loses its series vs. Pitt or if Tech wins the series vs. Duke and UNC gets swept by Pitt.
- Tech has won 11 series this season, matching the total from 2019 and the most series wins in a season since setting the program record (12) back in 2011.
- The Jackets have won 11 games against Top 15 teams (11-3) for the first time ever and are tied for second in the nation with 13 Quad 1 wins. Tech's 13-5 record against Quad 1 teams is the highest win percentage in the nation among teams with at least 10 games played against Quad 1 opponents.
- James Ramsey owns the best record by any first-year GT head coach through 47 games (39-8), three games better than the previous record holder, Danny Hall (36-11 in 1994).
- The Jackets have swept three straight ACC Home series for the first time since 1997, they have never swept four-straight.
- The Jackets have swept 7 series this season, the most since 2010. Should the Jackets sweep any of their remaining two series this year, they would set a program record for the most sweeps in a single season for series of at least 3 games.
- GT has sold out a record seven home games this season and is 7-0 in front of sold-out crowds, winning by a combined score of 75-25 over those seven games
- Tech is 20-1 in night games this season & 9-0 at home.
- Tech is now 27-3 at home, the best home record since 2010.
- The Jackets own the best offense in the country and the best offense in modern college baseball history. In the 16 seasons of the BBCOR era, the 2026 Jackets have produced the best average

- (.357), on-base percentage (.466) and the most runs (492) of any Power Conference team after 12 weeks.
- The 2026 offense is currently on pace to set program records in batting average (.357 – record is .347), on-base percentage (.466 – record is .434), slugging percentage (.619 – record is .575) and runs-per-game (10.5 – record is 10.3).
- Tech leads Division I in four standard statistical categories: batting average (.357), on-base percentage (.466), OPS (1.085) and runs (492) and are Top 10 in multiple others: hits (2nd – 587), slug (2nd – .619), 2B (2nd – 126), BB (4th – 294) & HR (7th – 97).
- The Jackets are the only team in the nation to be averaging double-digit runs per game (10.5), nearly a full run-per-game more than 2nd place (Fairleigh Dickinson – 9.6). A power conference team has not averaged double-digit runs per game over a full season since Arizona State in 2003 – 23 years ago.
- GT's 492 runs are already the 3rd highest total for a single season in the program's BBCOR era (since 2011).
- GT is outscoring its opponents 492-228, that +264 margin is the highest through 47 games in program history.
- The Jackets struck out 43 during its last series (vs. Xavier), the most combined strikeouts over a three-game series since at least the turn of the century. Tech has struck out 10.31 batters per nine innings this year, the program record for K/9 is 10.00 in 1998.
- Tech has scored 10 or more runs in 26 of its 47 games this season (55.3% of games).
- Drew Burress enters the weekend with 54 career home runs, the 4th most in program history and only three away from tying Jason Varitek's record (57) set from 1991-94.
- Carson Kerce has hit 25 doubles, the most in the Power 4, a new GT BBCOR era record and just two away from tying the overall record (27), set by Jay Payton back in 1994.
- Jarren Advincula leads the nation with 84 hits this season. He enters the weekend 14 hits shy of the GT BBCOR era record (98 by Kyle Wren in 2013) and is on pace to own Tech's first 100 hit season since Wes Hodges (106) & Tyler Green (100) back in 2005.
- Tech leads the all-time series with Duke, 106-45 including a 55-20 record at home. GT won the series at Duke last season, clinching the ACC regular season title with a win in the final game.

2026 QUICK FACTS
GENERAL INFORMATION

School.....Georgia Institute of Technology (Georgia Tech)
Location.....Atlanta, Ga.
Enrollment.....53,067
Founded.....1885
Nickname.....Yellow Jackets, Ramblin' Wreck
Mascot....."Buzz" the Yellow Jacket
Official Colors.....Tech Gold and White
Conference.....Atlantic Coast Conference (ACC)
President.....Dr. Angel Cabrera
Faculty Athletic Representative.....Dr. Jenna Jordan
Director of Athletics.....Ryan Alpert
Website.....www.RamblinWreck.com

BASEBALL STAFF

Head Coach.....James Ramsey (1st season - 8th at Tech)
 Alma Mater, Year.....Florida State, 2012
Ast. Coach/Pitching/Recruiting Coord. Matt Taylor (3rd year)
 Alma Mater, Year.....Columbus State, 2017
Assistant Coach/Catchers.....Scott Stricklin (1st year)
 Alma Mater, Year.....Kent State, 1993
Assistant Coach/Base Runners.....Josh Schulman (2nd year)
 Alma Mater, Year.....Rochester, 2015 & Texas A&M, 2017
Director of Baseball Operations.....Trey Yunger
Strength and Conditioning.....Steve Tamborra
Athletic Trainer.....Paul Wolkoff
Equipment Manager.....Bill Shackelford
Director of Sports Psychology.....Dr. Jenny Kraska

HISTORICAL INFORMATION

Record Since 1895.....2,720-1,730-27 (.610)
Record at Mac Nease Baseball Park (since 1985)
1,077-350-1 (.754)
ACC Regular Season Record (since 1980)
646-479-2 (.574)
ACC Regular Season Championships (Divisional).....10
 1987, 1993, 1997, 2000, 2004, 2005, (2011, 2019, 2021), 2025
ACC Tournament Appearances.....44
ACC Tournament Record.....84-70 (.545)
ACC Tournament Championships.....9
 1985, 1986, 1987, 1988, 2000, 2003, 2005, 2012, 2014
NCAA Tournament Appearances.....36
 1959, 1971, 1985, 1986, 1987, 1988, 1989, 1990, 1991,
 1992, 1993, 1994, 1995, 1996, 1997, 1998, 2000, 2001,
 2002, 2003, 2004, 2005, 2006, 2008, 2009, 2010, 2011,
 2012, 2013, 2014, 2016, 2019, 2021, 2022, 2024, 2025
NCAA Tournament Record.....80-73 (.523)
NCAA Super Regional Appearances.....5
 2000, 2002, 2004, 2005, 2006
College World Series Appearances.....3
 1994 (2nd), 2002 (T-5th), 2006 (T-7th)
College World Series Record.....4-5 (.444)

STADIUM INFORMATION

Name.....Mac Nease Baseball Park at Russ Chandler Stadium
Year Opened.....1985
Last Renovated.....2020-21
Capacity.....3,194
Dimensions.....329-382-390-350-334
Fence Height.....10 feet
Address.....Fowler Street & Fifth Street, Atlanta, Ga. 30332

2026 TEAM INFORMATION

Lettermen Returning.....24
Starting Position Player.....8
Starting Pitchers.....2
Newcomers.....12

2025 YEAR IN REVIEW

Overall Record.....41-19
ACC Record.....19-11
ACC Finish.....Regular Season Champions
ACC Tournament.....1-1
Final Ranking.....No. 24

NO.	NAME	POS.	YR	B/T	HT	WT	HOMETOWN(LAST SCHOOL)
0	Michael Dee	INF	FR	R/R	6'2"	174	Stone Mountain, GA. (St. Pius X)
1	Parker Brosius	OF	SR	R/L	6'1"	200	Suwanee, GA. (Lambert HS)
2	Jarren Advincula	INF	JR	L/R	6'2"	195	Santa Clara, Calif. (California)
3	Carson Kerce	INF	JR	R/R	5'11"	200	Marietta, GA. (Pope HS)
4	Alex Hernandez	UTL/RHP	SO	R/R	6'2"	210	Cumming, GA. (Forsyth Central HS)
5	Dominic Stephenson	C/OF	FR	R/R	6'0"	208	Marietta, GA. (Harrison HS)
6	Caleb Daniel	OF	SO	L/R	6'0"	188	Cartersville, GA. (Cartersville HS)
7	Will Baker	INF/OF	SO	L/R	6'0"	197	Upper Coomera, Queensland, Australia
8	Drew Burress	OF	JR	R/R	5'9"	185	Houston County, GA. (Houston County HS)
9	Coleman Lewis	OF	FR	L/R	6'1"	220	Lake Park, GA. (Lowndes HS)
10	Kent Schmidt	INF	JR	L/R	6'0"	225	Marietta, GA. (Georgia Southern)
11	Ryan Zuckerman	INF	JR	R/R	6'4"	230	Yardley, PA. (Pittsburgh)
14	Cade Brown	OF/INF	SO	R/R	6'1"	210	Liburn, GA. (Georgia)
15	Cooper Underwood	LHP	FR	L/L	6'1"	190	Acworth, GA. (Allatoona HS)
16	Charlie Willcox	RHP	FR	S/R	6'3"	218	Santa Rosa Beach, Fla. (South Walton HS)
18	Caden Gaudette	RHP	R-JR.	R/R	6'0"	207	Alpharetta, GA. (Milton HS)
19	Nathanael Coupet	C/INF	R-SO.	R/R	6'0"	218	Boynton Beach, FL (North Broward Prep)
20	Caden Spivey	RHP	SR	R/R	6'2"	193	Vidalia, GA. (Notre Dame)
21	Carson Ballard	RHP	SR	R/R	6'1"	195	Alpharetta, GA. (Wesleyan HS)
22	Tate McKee	RHP	JR	R/R	6'3"	210	Kennesaw, GA. (Mount Paran Christian)
24	Jackson Blakely	RHP	SO	R/R	6'0"	220	Thomaston GA. (Upson-Lee HS)
25	Vahn Lackey	C/INF	JR	R/R	6'2"	215	Suwanee, GA. (Collins Hill HS)
26	Jamie Vicens	RHP	FR	R/R	6'5"	202	Atlanta, GA. (Marist School)
29	Mason Patel	RHP	GR	R/R	6'1"	208	Knoxville, TN Georgia State)
31	Justin Shadek	RHP	R-SO	R/R	6'6"	235	Kinnelon, N.J. (Rutgers)
32	Brett Barfield	LHP	SR	L/L	6'1"	215	Cumming, GA. (Florida State)
34	Drew Rogers	C	SO	R/R	6'1"	220	Tempe, AZ (Hamilton HS)
35	Jake Lankie	RHP	R-SO	R/R	6'2"	191	Alpharetta, GA. (Georgia)
37	Dylan Loy	LHP	JR	L/L	6'0"	208	Pigeon Forge, Tenn. (Tennessee)
39	Tyler Neises	OF/INF	JR	L/R	6'3"	225	Dalton, GA. (Dalton HS)
41	Judson Hartwell	INF/OF	FR	R/R	6'3"	215	Watkinsville, Ga. (Prince Avenue Christian)
43	Dimitri Angelakos	RHP	R-FR	R/R	6'1"	214	Woodstock, GA. (Etowah HS)
49	Kayden Campbell	LHP	SR	R/L	6'1"	210	Cincinnati, OH (Louisville)
54	Riley Hasenstab	RHP	R-FR	R/R	6'2"	218	Duluth, GA. (Duluth HS)
55	Adam McKelvey	LHP	SO	L/L	6'4"	248	Roswell, GA. (Roswell HS)
99	Porter Buursema	RHP	JR	R/R	6'1"	200	Woodstock, GA. (Georgia Southern)

Coaching Staff

Head Coach – James Ramsey (1st Season)
Assistant Coach/Pitching/Recruiting Coord. – Matt Taylor (3rd Season)
Assistant Coach – Scott Stricklin (1st season)
Assistant Coach – Josh Schulman (2nd season)
Director of Pitching - Jason Richman (3rd Season)
Director of Operations - Trey Yunger (1st season)
Player Development Coach - Steve Tamborra (26th season)
Athletic Trainer - Paul Wolkoff (17th season)
Director of Sports Psychology - Dr. Jenny Kraska (2nd Season)

PRO-NUN-SEE-AY-SHUN GUIDE

MICHAEL DEE....."D"
 PARKER BROSIOUS.....BRO-ZHUS
 JARREN ADVINCULA.....AD-VINK-YOU-LA
 CADEN GAUDETTE.....GOD-DET
 NATHANAEL COUPE.....COO-PAY
 CADEN SPIVEY.....SPY-VEE
 VAHN LACKEY.....LIKE "VAUGHN"
 JAMIE VICENS.....VI-SENS
 JUSTIN SHADEK.....SHAD-ICK
 TYLER NEISES.....NICE-IS
 DIMITRI ANGELAKOS.....AN-GEL-LAH-KOS
 RILEY HASENSTAB.....HAAS-IN-STOB
 ADAM MCKELVEY.....MICK-KEL-VEE
 PORTER BUURSEMA.....BIR-SIM-AH
 JOSH SCHULMAN.....SHOOL-MAN

GEORGIA TECH®

RECRUITING SUCCESS

• Tech has now signed top-5 classes in four of the last seven years, top-10 classes in five of the last seven years, and had six-straight top-20 Perfect Game recruiting classes, leading the Atlantic Coast Conference in all categories.

• The 2025 class was ranked No. 28 overall, due to only having nine commits. Although the average player grade came in at 6.44 - the 15th best in the nation.

• The class featured three signees that signed MLB contracts, notably Ryan Mitchell (2nd round pick by the Cardinals) and Ryan Hall (5th round pick by the Tigers)

• It also features **Cooper Underwood**, the No. 1 LHP from the state of Georgia and the 2025 Prep Baseball Georgia Player of the Year out of Allatoona HS. He turned down a 7 figure signing bonus from the Brewers after they selected him in the 12th round of the 2025 MLB Draft.

• Underwood was named the third starter for the opening weekend series, becoming the first true freshman pitcher to start on opening weekend for the Yellow Jackets since Adam Finateri in 2022.

JACKETS FROM 2025 NO. 28 RECRUITING CLASS

Name	Hometown	Position	PG National Ranking
Michael Dee	Stone Mountain, Ga.	INF	---
Judson Hartwell	Watkinsville, Ga.	INF	317
Coleman Lewis	Lake Park, Ga.	OF	214
Dominic Stephenson	Marietta, Ga.	C/OF	152
Cooper Underwood	Acworth, Ga.	LHP	118
Jamie Vicens	Atlanta, Ga.	RHP	201
Charlie Willcox	Santa Rosa Beach, Fla.	RHP	73

• The 2024 freshman class was rated No. 2 in the nation and featured two players ranked in PG's National top-100: Drew Rogers (No. 23 prospect / No. 3 Catcher) and Alex Hernandez (No. 96 prospect / No. 8 3B).

JACKETS FROM 2024 NO. 2 RECRUITING CLASS

Name	Hometown	Position	PG National Ranking
Dimitri Angelakos	Woodstock, Ga.	RHP	---
Will Baker	Upper Coomera, Queensland, Australia	INF	---
Jackson Blakely	Thomaston, Ga.	RHP	---
Caleb Daniel	Cartersville, Ga.	UTL	187
Riley Hasenstab	Duluth, Ga.	RHP	---
Alex Hernandez	Cumming, Ga.	RHP/INF	96
Adam McKelvey	Roswell, Ga.	LHP	---
Drew Rogers	Tempe, Ariz.	C	23

JACKETS FROM 2023 NO. 5 RECRUITING CLASS

Name	Hometown	Position	PG National Ranking
Drew Burress	Houston County, Ga.	OF	18
Nathanael Coupet	Boynton Beach, Fla.	C	494
Carson Kerce	Marietta, Ga.	INF	334
Vahn Lackey	Suwanee, Ga.	C	---
Tate McKee	Kennesaw, Ga.	RHP	123
Tyler Neises	Dalton, Ga.	INF	---

JACKETS FROM 2022 NO. 3 RECRUITING CLASS

Name	Hometown	Position
Parker Brosius	Suwanee, Ga.	OF
Caden Gaudette	Alpharetta, Ga.	RHP
Carson Ballard	Alpharetta, Ga.	RHP

PRODUCTION FROM THE PORTAL

• Georgia Tech's lifeblood lies in high school recruiting but in modern college baseball, portal pickups have become a necessity and Tech has used it to collect key pieces of what the college baseball world believes is a national championship caliber roster in 2026.

JACKETS FROM THE TRANSFER PORTAL

Name	Position	Year at Tech	Past School
Jarren Advincula	INF	1st	California
Brett Barfield	LHP	3rd	Florida St
Cade Brown	INF	1st	Georgia
Porter Buursema	RHP	2nd	Georgia Southern
Kayden Campbell	LHP	2nd	Louisville
Jake Lankie	RHP	2nd	Georgia
Dylan Loy	LHP	1st	Tennessee
Mason Patel	RHP	3rd	Georgia St
Kent Schmidt	INF	2nd	Georgia Southern
Justin Shadek	RHP	1st	Rutgers
Caden Spivey	RHP	2nd	Notre Dame
Ryan Zuckerman	INF	1st	Pitt

CARDIAC JACKETS

• Since James Ramsey joined the Jackets, in 2019, Tech is 45-27 (.625 winning pct.) in one-run games.

• In the last ACC weekend, vs. Wake Forest, the Jackets won a pair of one-run contests, 6-5, erasing deficits of 4-1 and 5-4 in each game.

GT BASEBALL RECORD IN 1-RUN GAMES - SINCE 2002

Year	Record	Pct.
2026	4-0	1.000
2025	7-4	.636
2024	4-3	.571
2023	4-6	.400
2022	6-3	.667
2021	8-4	.667
2020	2-2	.500
2019	10-5	.667
2018	4-5	.444
2017	3-9	.250
2016	8-5	.615
2015	9-3	.750
2014	8-10	.444
2013	8-6	.571
2012	9-7	.563
2011	5-5	.500
2010	5-2	.714
2009	7-3	.700
2008	9-4	.692
2007	5-5	.500
2006	9-6	.600
2005	9-9	.500
2004	10-5	.667
2003	7-4	.636
2002	10-3	.769
TOTAL	168-118	.587

RAMMER TIME - A NEW ERA OF TECH BASEBALL

• 2026 is the first season for new Head Coach **James Ramsey** who had been serving as an assistant coach for the past seven seasons.

• Since Ramsey took over coaching the offense in 2019, Georgia Tech leads the ACC in batting average (.313), OPS (.936), OBP (.415), slugging (.521), hits (4,548), doubles (922), runs (3,425) and SAC Flies (231), they are second in triples (95) and RBI (3,165) and HR (641).

• Ramsey takes over for the legendary head coach, and Hall of Famer, **Danny Hall**, who retired after his 32nd season in 2025 with the ninth-most wins in college baseball history - 1,452

• This is the first time GT has had a new head coach since Hall took over in 1994, leading the Yellow Jackets to the College World Series final on the backs of three 1st round picks: Nomar Garciaparra, Jason Varitek & Jay Payton.

• This season, Ramsey takes over a team with similar expectations and possibly more 1st round picks. Drew Burress is considered the top outfielder in the upcoming draft along with Vahn Lackey, the top catcher in the class. Jarren Advincula, Carson Kerce and Alex Hernandez are all listed as Top 150 prospects with a chance to work their way into the first round this season.

Returning the Culture

• Georgia Tech baseball returns eight of the nine players from the starting lineup of the opening game of the Oxford Regional last season: CF Drew Burress, 1B Kent Schmidt, RF Alex Hernandez, C Vahn Lackey, LF Caleb Daniel, 3B Carson Kerce, 2B Will Baker and DH Drew Rogers.

• The Jackets return 11 hitters from last years team, returning 519 hits (82%), 119 doubles (80%), nine triples (75%) 72 home runs (77%) and 375 RBI (80%).

• They return the 2025 team-leaders in batting average (Kent Schmidt - .397), slugging pct. (Drew Burress - .693), on-base pct. (Drew Burress - .469), runs scored (Drew Burress - 77), hits (Vahn Lackey and Alex Hernandez - 77), RBI (Alex Hernandez - 69), doubles (Drew Burress - 23) and home runs (Drew Burress - 19)

• Alex Hernandez was named 2025 ACC Freshman of the Year, giving Tech back-to-back ACC Freshman of the Year after Drew Burress took home the award in 2024. Georgia Tech was already the only program in conference history to win the award in back-to-back seasons after doing so in 1991 (Jason Varitek) and 1992 (Nomar Garciaparra) - now having done so twice.

• Hernandez became the 7th Yellow Jacket to win Freshman of the Year, joining GT legends Drew Burress (2024), Matt Wieters (2005), Micah Owings (2003), Mark Teixeira (1999), Nomar Garciaparra (1992), and Jason Varitek (1991).

• He earned the award after setting a Georgia Tech freshman record with 69 RBI.

• Georgia Tech is tied with North Carolina for the most freshman of the year awards in ACC history. Since the conference first began awarding them back in 1991, GT and UNC are the only programs with more than five.

• Burress earned his ACC FOTY award and the National Freshman of the Year honor after slugging .821 in 2024- the highest single season slugging percentage in program history, with a minimum of 200 at bats. It was the 4th highest slugging percentage in a single season by a Yellow Jacket, the best since 1926 and the first .800+ slugging season in 45 years (Tommy Thompson (.811) – 1979).

HIGHEST SLUG % - SINGLE SEASON - GT HISTORY

Name	TB-AB	Slugging %	Season
1. Tom Angley	93-100	.930	1926
2. Bobby Reeves	97-109	.890	1926
3. Doug Wycoff	81-98	.827	1926
4. Drew Burress	179-218	.821	2024
5. Tom Angley	68-83	.819	1925
6. Tommy Thompson	103-127	.811	1979
7. Jason Varitek	182-228	.798	1993
8. Nomar Garciaparra	213-274	.777	1994
9. Mark Teixeira	186-241	.772	2000
10. Riccardo Ingram	179-237	.755	1987

• Tech led the nation in doubles last season (149) and return 119 of those to the lineup this year, while adding in Jarren Advincula (17) & Ryan Zuckerman (16).

• The Jackets were the only Power 4 team with three players at 20+ doubles last year: Burress (23), Kyle Lodise (20) & Carson Kerce (20)

• Tech also returns 60 % of its innings pitched from 2025, including Friday night starter Tate McKee and National Stopper of the Year Finalist/NCBWA All-American, Mason Patel.

• The Jackets pitching staff delivered a 9.37 K/9 rate last season, the third highest in program history.

2025 REGULAR SEASON ACC CHAMPIONS

• The Yellow Jackets won their 10th ACC regular season championship with an ACC leading 19 wins in conference play.

• It was the first outright Atlantic Coast Conference regular-season championship in 20 years: 1987, 1993, 1997, 2000, 2004, 2005, 2011 and now 2025 (Divisional titles in 2019 and 2021).

• In true #CardiacJackets form, the team clinched the regular season title on the final day of conference play, with an 8-2 victory at Duke in which Drew Burress went 4-for-4 in the win, reaching base five times with a single, two doubles, a home run and a hit-by-pitch for his 5th-career four-hit game and his second of the weekend.

• GT pitching held opponents to 8.84 hits-per-nine innings this year, the lowest mark in over a decade (8.43 in 2014).

• Vahn Lackey was named a semifinalist for the Buster Posey National Collegiate Catcher of the Year award. Georgia Tech is one of three programs with multiple Buster Posey Award winners (Kevin Parada in 2022 and Joey Bart in 2018), alongside Florida State and Southern California.

• Mason Patel became the first finalist for the National Stopper of the Year award in program history, after becoming the first Yellow Jacket in program history to win 11 games without making a single start. His 11 wins last year was the 13th-most in a single season in GT history, most since Kyle Bakker posted 13 wins in 2002.

THE JACKETS RAKE WITH RAMSEY

• Since Ramsey took over coaching the offense in 2019, Georgia Tech leads the ACC in batting average (.313), OPS (.936), OBP (.415), slugging (.521), hits (4,548), doubles (922), runs (3,425) and SAC Flies (231), they are second in triples (95) and RBI (3,165) and HR (641).

• Over Ramsey's tenure, the Georgia Tech offense has led the nation in multiple categories and have been the class of the ACC - one of the nations most difficult conferences.

GEORGIA TECH — 2025 FINAL NAT'L/ACC RANKS

Category	No.	D1 Rank	ACC Rank
Doubles	149	1st	1st
SAC Flies	40	1st	1st
Doubles per game	2.48	7th	1st
Slugging %	.540	11th	2nd
Batting Average	.315	12th	1st
Runs	506	22nd	4th
Hits	632	25th	3rd
Scoring	8.4	26th	2nd
On-Base %	.416	28th	3rd
Home Runs	93	30th	4th

GEORGIA TECH — 2024 FINAL NAT'L/ACC RANKS

Category	No.	D1 Rank	ACC Rank
Base on Balls	360	10th	3rd
On-Base Percentage	.420	17th	2nd
Batting Average	.305	29th	6th
Slugging Percentage	.516	30th	7th

GEORGIA TECH — 2023 FINAL NAT'L/ACC RANKS

Category	No.	D1 Rank	ACC Rank
Doubles/Game	2.49	3rd	2nd
Average	.323	4th	2nd
Doubles	142	10th	2nd
Slugging percentage	.538	11th	1st
On-base percentage	.416	15th	3rd

GEORGIA TECH — 2022 FINAL NAT'L/ACC RANKS

Category	No.	D1 Rank	ACC Rank
Runs per game	9.4	3rd	1st
Average	.327	1st	1st
On-base percentage	.419	6th	2nd
Slugging percentage	.551	5th	2nd
Home runs	115	10th	3rd

GEORGIA TECH — 2021 FINAL NAT'L/ACC RANKS

Category	No.	D1 Rank	ACC Rank
Doubles	127	8th	1st
Hits	566	25th	2nd
Home Runs	73	27th	5th

GEORGIA TECH — 2020 FINAL NAT'L/ACC RANKS

Category	No.	D1 Rank	ACC Rank
SAC Flies	14	3rd	1st
Doubles	35	28th	7th

* 2020 season cut short after 16 games

GEORGIA TECH — 2019 FINAL NAT'L/ACC RANKS

Category	No.	D1 Rank	ACC Rank
SAC Flies	41	4th	1st
Walks	357	7th	3rd
Batting Average	.297	22nd	1st
On-Base %	.406	11th	1st
Runs	464	16th	3rd
Scoring	7.5	16th	3rd
Hits	635	17th	2nd
Slugging %	.459	27th	3rd

Party Like it's 1994

• 2026 is shaping up to be a special season, with more than a few similarities to the greatest season in program history, in 1994, when Tech reached its only CWS final.

• The Jackets are playing their first season under Head Coach James Ramsey, the last time GT was playing under a new head coach was 1994 when Danny Hall took over for Jim Morris after Morris left in November of 1993.

• Tech entered the 1994 season with lofty expectations, being ranked No. 1 in the Baseball America and USA Today preseason polls. This season, the Jackets were ranked as high as No. 2 in the nation by Perfect Game.

• The Jackets were led by three first-round picks: Nomar Garciaparra (No. 12), Jason Varitek (No. 14) and Jay Payton (No. 29). In 2026, three Jackets were ranked as first-round picks by MLB Pipeline: Vahn Lackey (No. 3), Drew Burress (No. 8) and Jarren Advincula (No. 31).

• Varitek entered the season chasing the program record for home runs (held by Andy Bruce at the time) and would surpass that on the way to Omaha. This season, Drew Burress entered the year 13 homers away from tying Varitek's record and is on pace to break it while trying to bring Tech back to Omaha.

• Payton delivered an incredible season, setting the program record with 27 doubles. This season, Carson Kerce is on track to break that record, entering this weekend with 25.

HITTING
LIVING UP TO EXPECTATIONS IN 2026

- The Yellow Jackets offense entered the 2026 season with as lofty of expectation as you can imagine, being lauded as "the best position player group... and it's not even close," by D1 Baseball's Aaron Fitt. Additionally, D1 Baseball's Bradley Smart gushed over the talent in the Tech lineup when he said, "This position player group has a chance to be the best in the country. Full Stop."
- Through 47 games, the Jackets have lived up to the hype, exploding for a Power 4 BBCOR era record 492 runs against Bowling Green (50), Georgia Southern (38), Stony Brook (51), Georgia State (8), Northwestern (44), Virginia Tech (36), West Georgia (14), Clemson (28), Auburn (15), Pitt (32), NC State (19), California (33), Kennesaw State (11), Florida State (29), North Carolina (11), Georgia (15), Wake Forest (26) and Xavier (25).
- 492 runs through the first 47 games of the season is the most in the program's 131-year history & the + 264 margin of victory is also the largest in program history.
- Tech has scored 10 or more runs in 26 of its 47 games this season (55.3% of games).
- The Jackets are the only Power 4 team, and one of only five programs in the BBCOR era to record this many runs through the first 12 weekends of a regular season. (High Point (2025), Austin Peay (2024), New Mexico State (2019) and Tennessee Tech (2018)).
- GT holds the Power 4 BBCOR era record for the highest batting average (.357), on-base percentage (.466) and the most runs (492) through 12 weeks.
- The 50 runs against BGSU were the most Tech has ever scored over an opening weekend series.
- The 50-11 overall score was the largest margin of victory (39) for a three-game series since Tech swept Western Carolina by a 47-run margin back in 2019.
- The 27 run outburst in the second game of the series vs. Bowling Green is tied for the most runs scored by GT in a single game since 1994 – Danny Hall's first year with Georgia Tech, and the year the Yellow Jackets finished runners-up at the College World Series.
- The Jackets went on to win their three non-conference weekend series by at least a 30-run margin: +39 vs. BGSU, +33 vs. Stony Brook and +32 vs. Northwestern.
- 25 runs at Georgia Southern are the most GT has ever scored in the series' 145 game history, while the 24-run victory was the largest margin of victory in the BBCOR era (since 2011) and the largest since defeating Virginia Tech by 25 runs on May 14, 2005 (27-2).
- Tech delivered its third 20+ run game of the season on Sunday against Stony Brook (Feb. 22). It was the third 20-run game of the season, matching the BBCOR era record for a single season and the most, overall, since 2010.
- GT smashed Virginia Tech 16-1 in its ACC opener, the most in an ACC opener since scoring 25 against Maryland in 1995.
- The 15-run margin of victory is the most in Tech has had an ACC game since beating Clemson, 18-2, last year. They matched that 15-run margin earlier this month, defeating Cal 17-2 (7) in that series opener.

- Tech would go on to defeat Cal 33-7 over the series, the largest margin of victory in an ACC series since 2011.

- GT set a program record with three straight run-rule victories over Power 4 competition: 10-0 (8) vs. No. 14 NC State / 13-3 (8) vs. No. 11 Auburn / 17-2 (7) at Cal.

- The 13-3 (8) win over No. 11 Auburn was played in front of the largest midweek crowd in Mac Nease Baseball Park history (4,033). It was the first game decided by run-rule in program history against an SEC team, giving Tech a 1-0 record vs. the SEC in games decided by a run-rule.

- The 13 runs scored were the most Tech has put up on an SEC opponent since scoring 13 against Georgia in 2013 and the most runs Tech has scored against Auburn since scoring 20 against them back in 2004.

- Tech scored 29 runs in a series sweep over No. 5 Florida State winning the series 29-9 overall, the largest score differential in a series against the Seminoles in program history.

- The Florida State series was the first sold-out series in program history, with a record 12,585 fans in attendance.

- After dropping its first series of the season at No. 3 North Carolina, the Jackets bounced back with a 14-4 (7) run-rule victory over their arch rivals, No. 5 Georgia.

- The 14 runs were the most Tech has scored against Georgia since hanging 15 runs on them back in 2011.

- Tech has now won back-to-back games over SEC opponents via run-rule: 13-3 (8) vs. No. 11 Auburn and 14-4 (7) over Georgia, averaging 1.9 runs per inning in those contests.

- For the season, the Jackets are outscoring SEC opponents 29-17 across three games, an average of 9.67 runs/game.

- The Jacket offense was called upon to erase a 10-0 deficit vs. Wake Forest. After falling behind by 10 runs, Tech was forced to endure an 87 minute rain delay, when the delay ended the Jackets scored 14 of the next 15 runs, taking the lead in the seventh inning thanks to a five-run inning. It was the largest comeback by any Tech team in the 21st century.

DOMINATING THE COUNTRY'S BEST

- For the first time in program history, the Jackets have won 11 games over Top 15 ranked opponents.

- The Jackets have played just under half of their total games against Top 15 teams (11-4) and are coming off a stretch of 7 of their last 8 games against Top 5 teams, where they went 5-2 with two run-rule victories.

Opponent	Date	Score
at No. 8 Clemson	March 12	W, 10-0 (7)
at No. 8 Clemson	March 13	W, 9-3
at No. 8 Clemson	March 14	L, 7-13
at No. 4 Auburn	March 17	L, 2-9
vs. No. 14 NC State	March 27	W, 3-1
vs. No. 14 NC State	March 28	W, 6-4
vs. No. 14 NC State	March 29	W, 10-0 (8)
vs. No. 11 Auburn	March 31	W, 13-3 (8)
vs. No. 5 Florida State	April 9	W, 4-3
vs. No. 5 Florida State	April 10	W, 8-3
vs. No. 5 Florida State	April 11	W, 17-3 (7)
at No. 3 North Carolina	April 17	L, 2-5
at No. 3 North Carolina	April 18	L, 4-14 (8)
at No. 3 North Carolina	April 19	W, 5-2
vs. No. 5 Georgia	April 21	W, 14-4 (7)

- The Jackets have won five of the games against Top 15 teams via mercy-rule and are outscoring their opponents 114-67.

- Drew Burress has been excellent in these games, posting a .344 / .444 / .574 slash line while leading the team in runs scored (20) and RBI (15) - tied with Advincula and Kerce for the RBI lead.

- Another key factor in the Jackets success over Top 15 teams has come from the bullpen. Tech is outscoring its Top 15 opponents 43-11 the from the 6th inning on, thanks to a 3.05 bullpen ERA. Mason Patel has delivered 10.1 scoreless innings out of the bullpen along with 12.1 innings and a 2.92 ERA from Caden Gaudette.

SETTING THE TONE IN THE SERIES

- Tech won the series opener of its first nine series this season for the first time in program history.

- Georgia Tech has been dominant in series openers this season, winning 10 out of 12 by a combined score of 115-47, including four run-rule victories: 17-3 (7) vs. Northwestern / 16-1 (7) vs. Virginia Tech, 10-0 (7) at No. 8 Clemson and 17-2 (7) at California.

- Tech is outscoring opponents 69-26 in its eight ACC series openers, an average of 8.6 runs for & 3.25 against.

- A major factor in the Jackets' incredible series starts has been the starting pitcher, Tate McKee. He has made 28 consecutive series opening starts, leading GT to a 22-6 record in those games, including a string of 12 straight wins from May 15, 2025- April 17, 2026

- McKee is the only pitcher in Division I to have started every series opener for his team since the start of 2025.

NO LEAD IS SAFE AGAINST GEORGIA TECH

- The Jackets are a remarkable 15-5 this season when their opponent scores first, overcoming leads of as many as 10 runs (vs. Wake Forest on April 25) proving that no lead is safe against the Yellow Jackets.

- In the 20 games in which Tech has surrendered the first run, GT has a 4.1 margin of victory (204-122).

Opponent	Date	Deficit	Result
Bowling Green	Feb 14	0-2	W, 27-4
Stony Brook	Feb. 20	0-3	W, 10-5 (7)
Northwestern	Feb. 27	0-2	W, 17-3 (7)
Northwestern	March 1	0-4	W, 14-6
Virginia Tech	March 8	0-2	L, 6-9
at No. 8 Clemson	March 14	0-2	L, 7-13
No. 11 Auburn	March 31	0-3	W, 13-3 (8)
Kennesaw State	April 7	0-3	W, 11-4
No. 5 Florida State	April 9	0-3	W, 4-3
No. 5 Florida State	April 10	0-1	W, 8-3
No. 5 Florida State	April 11	0-1	W, 17-3 (7)
Georgia Southern	April 14	0-4	W, 13-9
at No. 3 North Carolina	April 17	0-5	L, 2-5
at No. 3 North Carolina	April 18	0-7	L, 4-14 (8)
vs. No. 5 Georgia	April 21	0-2	W, 14-4 (7)
Wake Forest	April 24	0-3	W, 6-5
Wake Forest	April 25	0-10	W, 14-11
Wake Forest	April 26	0-1	W, 6-5
Xavier	May 1	0-3	L, 4-8 (10)
Xavier	May 2	0-1	W, 7-5

GENERATIONAL OFFENSE

- The Yellow Jackets enter this weekend as the best offense in the country and the best offense in modern college baseball history. In the 16 seasons of the BBCOR era, the 2026 Yellow Jackets have produced the best batting average (.354), on-base percentage (.468) and the most runs (457) of any Power Conference team after 11 weeks in the BBCOR era.
- The 2026 offense is currently on pace to set program records in batting average (.357 – record is .347), on-base percentage (.466 – record is .434), slugging percentage (.619 – record is .575) and runs-per-game (10.5 – record is 10.3).
- Tech leads Division I in four standard statistical categories: batting average (.357), on-base percentage (.466), OPS (1.085) and runs (492) and are Top 10 in multiple others: hits (2nd – 587), slugging pct. (2nd – .619), doubles (2nd – 126), walks (4th – 294) and home runs (7th – 97).
- The Jackets also lead Division I in five advanced stats: BABIP (.410) WOBA (.483) WRC (476) WRAA (160) and WRC+ (151).
- The Jackets are the only team with an OPS over 1.065 (1.085) leading by .023 over the next closest team (Georgia - 1.062).
- Tech is the only team in Division I with an OBP over .450 - .018 points ahead of the next best team: Miami (OH) (.448) and .023 points higher than the closest Power 4 team: Pitt (.443).
- The Jackets are scoring an average of 0.9 runs/game more than the next closest team - Fairleigh Dickinson (9.6).
- GT is winning games at a 5.6 average margin, nearly a full run more than the next closest team (UCLA - 4.9).
- Tech leads the nation with 8 regular starters posting an OPS over 1.000
- The Jackets are at their most dangerous with two outs, delivering 194 2-out RBI this season - 42.5% of all runs driven in.

GEORGIA TECH — 2026 NAT'L/ACC RANKS

Category	No.	D1 Rank	ACC Rank
OPS	1.085	1	1
Batting Average	.357	1	1
On-Base %	.466	1	1
Runs	492	1	1
Scoring (Runs/Game)	10.5	1	1
BABIP	.410	1	1
WOBA	.483	1	1
WRC+	151	1	1
WRC	476	1	1
WRAA	160	1	1
Hits	587	2	1
Slugging %	.619	2	1
Doubles	126	2	1
Doubles/Game	2.68	2	1
Walks	294	4	2
Home Runs	94	7	1
HR/Game	2.00	7	1

- Earlier this season, vs. West Georgia on March 10, junior Vahn Lackey made GT history by becoming the first player in recorded history to play eight different defensive positions in a single game, every position but pitcher. He went 3-for-4 at the plate, finishing a single shy of the cycle to earn ACC Player of the Week and Perfect Game National Player of the Week honors.
- Drew Burress has hit a BBCOR era program record 54 home runs over his GT career, the fourth-most HRs by a Yellow Jacket and three homers shy of the record (57) set by Jason Varitek (1991-94). He has hit home runs in three of his last five games.
- He leads the ACC and is 9th nationally with 63 runs scored this season. He has scored 213 runs over his career, the first Yellow Jacket in the BBCOR era to record 200 runs, and tied with Tony Plagman (2007-10) for the ninth most in program history.
- He has been on a tear in the second half of the season (since March 28), leading the team in batting average (.469), runs (34), hits (45), triples (2 – tied with Advincula), extra-base hits (17), slugging (.771), on-base percentage (.536) and OPS (1.307) over the last 22 games. Even more impressive is the fact that 10 of the 22 games in that stretch have come against teams ranked in the Top 15.
- Burress has landed himself on the program leaderboard in: slugging % (2nd - .721), HRs (4th – 54), doubles (8th – 56), runs (9th – 213), total bases (9th – 463), batting average (17th – 3.60) and RBI (19th – 174)
- Jarren Advincula has become the best hitter in college baseball this season. He leads the nation with 84 hits, on pace to become the first 100-hit player at GT since 2005 (Wes Hodges & Tyler Greene).
- He has delivered multiple hits in 29 games this season (61.7 % of his games) while recording a strikeout in only 13 games. Advincula is the toughest to strike out in the ACC, striking out only once for every 13.3 at bats.
- Advincula was named Perfect Game National Player of the Week in April, Tech's second national player of the week this season, along with Vahn Lackey.

• Carson Kerce is within striking distance of the program record for doubles in a single season. He has hit 25, the most in the Power 4, a new GT BBCOR era record and just two away from tying the overall record (27), set by Jay Payton back in 1994. Kerce has hit 50 doubles over his GT career, becoming just the 23rd Yellow Jacket ever to accomplish that. He is currently tied for the 21st on the program leaderboard with K.G. White & Daniel Palka.

• Ryan Zuckerman has hit 18 home runs this season, the second most in the ACC. His 18 home runs is already the 19th most in a single season in program history and just eight away from the record (26) set by Kevin Parada in 2022 and on pace to become just the 16th Yellow Jacket to hit 20 home runs in a season.

• Tech is the only program in the nation with three players at 18 or more doubles and one of only four programs with multiple: Kerce (25 – the most in the Power 4), Burress (18) and Baker (18).

• The Jackets have six players batting at least .350, no other program has more than five and one of only four programs with more than three: Advincula (.422), Kerce (.379), Lackey (.371), Burress (.367), Baker (.357) and Hernandez (.353).

• Tech is the only program in the nation with three players at 18 or more doubles and one of only four programs with multiple: Kerce (25 – the most in the Power 4), Burress (18) and Baker (18).

• GT is the only program to have seven players with an OBP over .465, no other program has more than four: Advincula (.493), Lackey (.491), Burress (.481), Baker (.480), Schmidt (.477), Kerce (.471) & Hernandez (.468).

• The Jackets have six players with at least 50 runs scored, no other program has more than four: Burress (63 – the most in the ACC), Lackey (58), Baker (52), Advincula (51), Zuckerman (51) and Kerce (50).

• Georgia Tech and No. 1 UCLA are the only two programs with three players ranked in the national Top 50 for RBI: Advincula (58 – 25th), Zuckerman (58 – 25th) and Lackey (54 – 47th).

• GT is the only team in Division I with seven players slugging over .600 this season: Zuckerman (.743), Lackey (.682), Baker (.662), Burress (.643), Kerce (.621), Advincula (.613) and Daniel (.603).

• GT leads the nation with five players holding a WAR over 3.00 this season, no other program has more than three: Zuckerman (3.85), Lackey (3.72), Advincula (leads all 2B – 3.66), Burress (3.47) and Kerce (3.14).

2026 NAT'L/ACC RANKS - INDIVIDUAL

Player	Category	No.	D1 Rank	ACC Rank
Jarren Advincula	Hits	84	1	1
Carson Kerce	Doubles	25	2	1
Jarren Advincula	Avg.	.422	4	1
Drew Burress	Runs	63	9	1
Drew Burress	Hits	72	19	3
Ryan Zuckerman	Slugging %	.743	21	3
Jarren Advincula	Toughest to Strikeout	13.3 K/AB	23	1
Ryan Zuckerman	Total Bases	130	24	2
Vahn Lackey	Runs	58	24	4
Jarren Advincula	RBI	58	25	4
Ryan Zuckerman	RBI	58	25	4

STREAKS

- The Jackets hold a number of hitting and on-base streaks this season

Active Hitting Streaks - GT Baseball

Name	Hit Streak	Since	Longest
Jarren Advincula	15 games	April 9	Same
Drew Burress	10 games	April 18	12
Will Baker	8 games	April 21	Same
Carson Kerce	6 games	April 25	7
Vahn Lackey	4 games	April 28	11

- Drew Burress has delivered multiple hits in eight of his last nine games since April 19.

Active On-Base Streaks - GT Baseball

Name	On Base Streak	Since	Longest
Jarren Advincula	15 games	April 9	24
Kent Schmidt	11 games	April 17	26
Drew Burress	10 games	April 18	56
Carson Kerce	10 games	April 18	18
Vahn Lackey	9 games	April 19	30
Will Baker	8 games	April 21	15

- Drew Burress held a 56 game on-base streak from April 28, 2024 - April 19, 2025 - the 5th longest on-base streak in program history, and the longest since 2007.

Longest On-Base Streaks - GT Baseball History

Name	Started	Ended	Streak
Danny Payne	2006	2007	80
Scott Jordan	1984	1985	79
Jason Varitek	1993	1994	65
Mark Teixeira	2000	2001	58
Richard Lewis	2000	2001	56
<i>Drew Burress</i>	<i>April 28, 2024</i>	<i>April 19, 2025</i>	<i>56</i>

- Earlier this season, Vahn Lackey set a career high with an 11 game hit streak.

- Advincula has gotten a hit in 30 of his last 31 games, currently in the midst of a 15 game hitting streak on the back of a different 15 game hitting streak, both are career-longs.

- Kent Schmidt set a career high with a 26 game on-base streak that extended back into 2025.

- Alex Hernandez held a 34 game on-base streak, reaching base in the first 31 games he played in 2026. It was the longest on-base streak since Burress' 56 game streak across 2024-25.

Last Friday: GT 4 - Xavier 8 (10)

- Junior Ryan Zuckerman had a brilliant day, hitting home runs on the first two pitches he saw while playing dazzling defense at third base.

- This was his third multi-HR game of the season after hitting three vs. Northwestern (March 1) and two vs. Georgia Southern (April 14). It was his sixth career multi-HR game, matching his career total from his past two seasons this year.

- He finished with three RBI, thanks to his two-run homer and solo homer.

- This was his 15th multi-hit game of the season, becoming the sixth Yellow Jacket with at least 15 multi-hit games.

- He has now delivered multiple RBI in 17 games this season, the most on the team.

- Junior Jarren Advincula extended his hitting streak to a team-best 13 games, going 2-for-5 with a double and a single.

- He became the first player in Division I to reach the 80-hit threshold this season.

- He matched his previous career high in hits for a season, set over 55 games last season at Cal.

- This was his team-leading 28th multi-hit game of the season, nearly two-thirds of his games played (62.2 % of games).

- Junior Drew Burress extended his hit streak to eight games, while seeing his career-best six-game multi-hit streak come to an end.

- He has produced 42 RBI, including one in this game off a single in the fifth inning, bringing his career tally to 171, tied with K.G. White (1985-88) and Jeremy Slayden (2002-05) for the 20th most in program history.

- Carson Kerce brought his hit streak to four games with a 1-for-5 showing.

- He delivered his 24th double of the season, the most among Power 4 players and setting a new Georgia Tech BBCOR era record.

- He stands alone in 7th all-time with his 24 doubles, one shy of a four-way tie for 3rd place and three shy of tying Jay Payton (1994) for the program record.

- Junior Vahn Lackey produced his 18th multi-hit game of the season, going 2-for-5 with two singles.

- Senior Parker Brosius set a new season high with three hits tonight, going 3-for-4 with a double and a pair of singles.

- It was his fourth-career three-hit game and first since going 3-for-6 against Gardner-Webb last season (March 18, 2025).

Last Saturday: GT 7 - Xavier 5

- Junior Drew Burress extended his hit streak to nine games, going 3-for-5 with two doubles and a single. He has now recorded multiple hits in seven of his last eight games dating back to April 19.

- Burress has now delivered 70 hits this season, the second most on the team behind only Advincula.

- It is his third straight 70 hit season (83 in 2024, 76 in 2025 and now 70 in 2026), becoming the first Yellow Jacket since Wade Bailey (2016-18) to accomplish that.

- He has produced 43 RBI, including one in this game off a double in the sixth inning, bringing his career tally to 172, tied with Walt McConnell (1983-85) for the 19th most in program history.

- This was his 23rd multi-hit game of the season, the second most on the team behind Advincula, and his team-leading 10th game with at least three hits.

- This was his sixth game of the season with multiple extra-base hits and his third in the last five overall (April 25 vs. WF, April 28 at KSU and May 2 vs. Xavier).

- Junior Carson Kerce brought his hit streak to five games with a 2-for-4 game, hitting a solo home run, a double and drawing a walk.

- He delivered his 25th double of the season, the most among

- Power 4 players and tying Mike Fowler (1987), Scott Byers (1995) and Jason Basil (2000) for the third most doubles in program history. He is now one double away from tying Nomar Garciaparra (1994) for 2nd and two shy of Jay Payton's program record set back in 1994.

- He also launched his fifth home run of the season for Tech's first run of the game in the third inning, sparking what would become a five-run third for GT. He set a new career high with his fifth home run of the year and now stands one homer shy of his previous career total from the last two seasons combined (six).

- This was Kerce's 22nd multi hit game of the season, the third most on the team behind Burress and Advincula.

- He retakes his team lead in extra base hits, with 31 this season.

- Sophomore Will Baker delivered a three-run home run in the third inning. It was his 9th home run of the season and his fourth in the last seven games.

- He has hit 29 extra-base hits this season, the fourth most on the team and a large jump from the 11 XBHs of his freshman season.

- Baker brings his RBI total to 42 this season, becoming the fifth Yellow Jacket to reach 40 RBI this year.

- Junior Jarren Advincula extended his hitting streak to a team-best 14 games, going 1-for-4 with a double and two runs.

- The 81 hits are a new career high for a single season.

- Junior Vahn Lackey produced his 19th multi-hit game of the season, going 2-for-2 with a double and an RBI on a SAC fly.

- Junior Kent Schmidt delivered his ninth multi-hit game of the season, recording a pair of singles and a walk for a 2-for-3 showing.

Last Sunday: GT 14 - Xavier 6

- Junior Drew Burress extended his hit streak to 10 games, going 2-for-5 with a double and a home run for two RBI and two runs scored. He has now recorded multiple hits in eight of his last nine games dating back to April 19 and multiple extra-base hits in four of his last six games.

- Burress has now delivered 72 hits this season, the second most on the team behind only Advincula. He is on pace for 83 hits this season, which would match his career high, set during his All-American freshman season.

- He has produced 45 RBI, thanks to a two-run home run in the seventh inning, bringing his career tally to 174, the 19th most in program history and one away from Tristin English (2016-19) for 18th.

- This was his 24th multi-hit game of the season, the second most on the team behind Advincula.

- He has now scored an ACC-best 63 runs this season, bringing his career total to 213 runs, tied with Tony Plagman (2007-10) for the ninth most in program history.

- Junior Ryan Zuckerman connected for his 18th home run of the season in the third inning, a solo shot. He is now in a six-way tie for the 19th most home runs ever hit in a single season at GT, tied with Mike Fowler (1987), Billy Parham (1987), K.G. White (1988), Mark Teixeira (2000) and Jeremy Slayden (2002).

- Zuckerman finished with two RBI today, bringing his season total to 58, tied with Advincula for the most on the team.

- He has hit 32 extra-base hits this season, the most on the team (18 HRs, 13 doubles, one triple).

- Junior Carson Kerce brought his hit streak to six games with a 3-for-5 game, hitting three singles and drawing a walk.

- This was Kerce's 23rd multi hit game of the season and his 10th three-hit game, tying Burress for the most 3+ hit games on the team this season.

- Junior Jarren Advincula matched his career-best by extending his hitting streak to 15 games, going 2-for-5 with two singles, two RBI and a run scored.

- He leads Division I with 84 hits this season, averaging 1.79 hits per game, putting him on pace to be the first 100-hit player at GT since 2005 (Wes Hodges & Tyler Greene).

- He brings his batting average to .422 for the season, the highest in the ACC and the 6th best in the nation.

- Junior Kent Schmidt went 4-for-5 with four singles and two runs scored. It was his second four-hit game of the season and first since March 7 against Virginia Tech. This was his 10th multi-hit game of the season and second straight.

- He scored twice today, bringing his season total to 39. He has scored 1.00 run per game this season, becoming the eighth Yellow Jacket to be averaging at least 1.00 run per game this year.

- Junior Vahn Lackey went 1-for-2 with two RBI and a pair of walks today. He is up to 54 RBI this season, just three away from matching his previous career total from his first two seasons (57).

- Senior Parker Brosius recorded a pair of hits, going 2-for-5 with two RBI and a run scored. It was his third multi-hit game of the season and his fourth multi-RBI game.

- Sophomore Drew Rogers made his 18th start of the season and delivered his fifth multi-hit day, going 2-for-5 with a double, two RBI and a run scored. He has driven in 24 RBI this season with 18 hits.

CAREER WALK-OFF HITS

Player (Date)	Play	Inning	Final
Parker Brosius (3/8/24 vs. YSU)	2-RBI double	8th	15-5
Parker Brosius (4/2/24 vs. Presbyterian)	RBI bunt single	7th	9-8
Drew Burress (2/15/25 vs. ODU)	Grand Slam	9th	7-3
Alex Hernandez (3/2/25 vs. WMU)	2-run HR	7th	13-3
Drew Burress (4/12/25 vs. Cal)	RB Single	8th	15-5
Kent Schmidt (4/27/25 vs. UVA)	Solo HR	10th	7-6
Will Baker (2/14/26 vs. BGSU)	2-RBI double	7th	12-2
Vahn Lackey (2/21/26 vs. SBU)	1-RBI single	10th	6-5
Will Baker (2/28/26 vs. NU)	SAC Fly	7th	13-3
Jarren Advincula (3/29/26 vs. NCSU)	RBI Single	8th	10-0
Caleb Daniel (3/31/26 vs. Auburn)	Solo HR	8th	13-3

GAME-WINNING PLAYS

Game-winning plays are ones that give Tech the lead or break a tie en route to win

Game	Play	Inning	Final
BGSU	Daniel - ITP Home Run	3rd	11-5
BGSU	Hernandez - 3-run HR	3rd	27-4
BGSU	Lackey - RBI Single	1st	12-2
at GS	Schmidt - RBI Single	1st	25-1
SBU	Hernandez - 2-run HR	5th	14-5
SBU	Lackey - Solo HR	5th	10-5
SBU	Lackey - RBI Single	10th	6-5
SBU	Burress - Solo HR	1st	21-3
NU	Daniel - Solo HR	2nd	17-3
NU	Baker - 2 RBI single	2nd	13-3
NU	Zuckerman - Solo HR	5th	14-6
at GSU	Baker - SAC Fly	4th	4-1
VT	Schmidt - 2 RBI single	1st	16-1
VT	Lackey - 2-run HR	7th	14-5
UWG	Hernandez - Solo HR	1st	14-0
at CU	Burress - 2-Run HR	3rd	10-0
at CU	Lackey - Solo HR	2nd	9-3
at Pitt	Schmidt - RBI Single	1st	11-9
at Pitt	Schmidt - RBI Double	2nd	12-4
NC State	Advincula - Solo HR	1st	3-1
NC State	Burress - RBI Triple	8th	6-4
NC State	Lackey - RBI groundout	1st	10-0
Auburn	Burress - 2 RBI double	2nd	13-3
at Cal	Advincula - 2 RBI double	1st	17-2
at Cal	Schmidt - RBI FC	1st	7-2
at Cal	Burress - Solo HR	1st	9-3
KSU	Lackey - RBI single	4th	11-4
FSU	Burress - RBI single	6th	4-3
FSU	Hernandez - 2 RBI single	3rd	8-3
FSU	Hernandez - RBI single	5th	17-3
GS	Hernandez - Solo HR	4th	13-9
at UNC	Advincula - RBI Single	3rd	5-2
vs. UGA	Baker - Solo HR	2nd	14-4
WF	Baker - RB double	5th	6-5
WF	Advincula - 2 RBI single	7th	14-11
WF	Lackey - 1 RBI walk	8th	6-5
at KSU	Lackey - RBI single	1st	10-7
Xavier	Baker - 3-Run HR	3rd	7-5
Xavier	Advincula - RBI single	1st	14-6

Italics indicates Walk-Off hit

GAME-WINNING RBI LEADERS

Player	2026	Career at GT
Drew Burress	6	18
Vahn Lackey	9	11
Alex Hernandez	6	11
Kent Schmidt	5	9
Will Baker	5	8
Parker Brosius		5
Carson Kerce		5
Caleb Daniel	2	5
Jarren Advincula	5	5
Tyler Neises		1
Ryan Zuckerman	1	1

JACKETS IN THE POLLS

WEEK	BA	USA	NCBWA	D1	PG
Preseason	4	4	4	5	2
Week 1	4	4	4	5	2
Week 2	4	4	4	5	2
Week 3	4	5	4	5	3
Week 4	4	4	4	4	3
Week 5	3	3	3	3	3
Week 6	3	3	3	3	3
Week 7	3	3	3	3	3
Week 8	3	3	3	3	2
Week 9	2	2	2	2	2
Week 10	4	3	3	3	4
Week 11	4	3	3	3	3
Week 12	4	3	3	3	3

BA = Baseball America, USA = USA Today,

D1 = D1Baseball.com, PG = Perfect Game

N/A = poll not out before release of notes

rv = receiving votes

The Yellow Jackets were the highest ranked team in the conference across four different national preseason top-25 polls: No. 2 (Perfect Game), No. 4 (Baseball America), No. 4 (USA Today Coaches Poll) and No. 5 (D1 Baseball).

The No. 2 preseason ranking is the fourth highest in program history and the highest since 2003 (BA), 2001 and 1994 when the Jackets were preseason No. 1.

Tech earned its highest preseason ranking from Baseball America since 2006 (the last time GT reached the College World Series)

The No. 4 ranking from the Coaches Poll was the highest in that poll since Tech was ranked preseason No. 2 in 2003.

The No. 5 ranking from D1 Baseball was the best Tech has received since the publication began doing preseason rankings in 2014.

The Yellow Jackets are officially a consensus Top 5 team headed into the season. It is the first time Tech has been consensus Top 5 at any time since 2006, the last time the Jackets went to the College World Series.

2026 is the first time GT is a consensus Top 5 team in the preseason since 2003, 23 years ago.

"It's great to see us ranked so highly to start the season," head coach James Ramsey said. "It's a reflection of all the hard work that our players and staff have been putting in since the end of last season both in recruiting new players and continuing to develop the talent that helped us to an ACC Championship last year. We're all excited to get to work and put a product on the field that Georgia Tech can rally behind and be proud of. We know our fanbase is ready for championship level baseball on The Flats and our team couldn't be more excited to play this season in front of them."

This week, Georgia Tech was ranked No. 3 or 4 in all five major polls - the first time Tech has been consensus Top 5 in the 2nd half of a season since 2006

PITCHING
The Matt Taylor Effect

- 2026 is the third year on The Flats for pitching coach Matt Taylor and Director of Pitching Jason Richman.
- Tech pitching held opponents to under five runs in 12 straight games from March 22-April 11, tied with 1921 for the longest streak in program history.
- Last season, the Tech pitching staff improved in just about every statistical category and with 60% of the innings pitched returning for 2026 infused by a very well regarded freshman and transfer class. The Jackets are hoping to be even stingier on the mound this year.
- GT pitching finished 2025 with a 4.91 team ERA, its lowest in 6 years (2019 – 4.46) & 4th lowest in the ACC.
- It was the first time Tech has been in the Top 5 of the conference in ERA since 2011.
- The Jackets struck out 527 opposing hitters this past season and have struck out at least 500 in every season since the pandemic shortened 2020 campaign – one of only four ACC programs to have done so (also FSU, Duke and UNC).
- GT improved its ERA by 1.57 runs from 2024 to 2025, the third largest improvement among Power 4 programs and the largest improvement by any Power 4 team to make a Regional.
- So far, through 47 games, Tech pitching is striking out opponents at a 10.3 K/9 clip, the 23rd best rate in the nation.
- The Jackets struck out 43 during the series against Xavier, the most combined strikeouts over a three-game series since at least the turn of the century.
- Tech pitching surrendered five or fewer runs in each of its first eight games for the first time since 2014 and only the second time in the 21st century. This year, Tech is 32-1 when allowing five or fewer runs.
- GT matched a program record with 19 strikeouts at Georgia Southern, the most since 1989 & only the 3rd time it has been accomplished in 131 years of GT baseball

Stat	2026	2024	Change	'14-'24 avg.	Change
ERA	4.76	6.48	1.72	5.45	0.69
H/9	8.55	9.99	1.44	9.70	1.15
BAA	.249	.283	.034	.278	.029
WHIP	1.43	1.61	.18	1.57	.14
K/9	10.3	9.2	1.1	8.35	1.96
BB/9	4.34	4.49	0.15	4.43	.09
K/BB	2.37	2.06	.21	1.94	.43

- Prior to joining the Yellow Jackets, Taylor was the minor league pitching coordinator for the Atlanta Braves after three seasons as the pitching coach at Georgia State.
- On opening weekend, the Jackets recorded 37 strikeouts in 25.0 innings, good enough for a 13.33 K/9 clip, the 23rd best mark in the country and the fifth highest in the ACC.
- Jackson Blakely recorded nine strikeouts in his first career start, the most Ks by any Tech pitcher making career start No. 1 since at least the turn of the century.

- R-freshman Dimitri Angelakos also made his first career start, one week after Blakely against Georgia State, pitching 5.0 scoreless innings with five strikeouts and only two hits allowed. He was perfect through the lineup for the first time, retiring the first nine batters he faced.
- Against NC State, the pitching staff held No. 14 NC State to just 5 runs over three games. The fewest runs allowed in a series against a Top 25 opponent since 2006.
- Against Cal, the pitching held the Golden Bears to just seven runs, allowing for the largest margin of victory in an ACC series since 2011 (33-7).
- In game two, vs. Cal, Tech struck out 13 batters while only walking one - the best strikeout to walk ratio in an ACC game in the Matt Taylor era and the best since 2021.
- In the Cal series, Tech starting pitching did not surrender an earned run in 13.1 innings of work, marking the first time GT starters have posted a 0.00 ERA over an ACC series since at least the turn of the century.
- Tech pitching delivered 12 strikeouts on Friday and Saturday vs. Wake Forest. Tech has recorded double digit strikeouts in 17 games this season.
- The Jackets own a 4.93 ERA in ACC play, the fourth lowest.

Jackets with a K/9 over 10.00 - 2026

Name	IP	Class	K/9
Jamie Vicens	7.0	Fr	16.71
Justin Shadek	21.2	r-So.	14.95
Adam McKelvey	6.2	So.	14.85
Porter Buursema	20.1	Jr.	12.84
Brett Barfield	19.0	Sr.	12.32
Caden Spivey	14.1	Sr.	11.93
Jake Lankie	18.1	r-So.	11.29
Carson Ballard	27.0	r-Jr.	10.33
Tate McKee	56.0	Jr	10.29
Cooper Underwood	19.2	Fr.	10.07

Last Friday: GT 4 - Xavier 8 (10)

- Junior Tate McKee made his 28th consecutive series opening start, overcoming two earned runs allowed in his first two innings to deliver 5.0 innings while matching his season high with eight strikeouts, set in his previous start vs. Wake Forest (April 24).
- Tech falls to 22-6 in series openers started by McKee (.786 win %) and have won 13 of the last 15 series openers dating back to last season.
- He has now struck out 208 batters over his GT career, 40 away from cracking the all-time Top 20.
- This was his seventh-career outing with at least eight strikeouts and first back-to-back eight K performance.
- His 16 strikeouts over his last two games match his career best over a two-game stretch. It is the third time he has done so, most recently in the ACC Tournament (10) and the Oxford Regional (6) last season.
- Junior Dylan Loy came out of the bullpen for his 15th appearance of the season and 10th in relief.

- He pitched 3.0 scoreless and hitless innings until the ninth inning, when he would walk the leadoff batter and allow a single, leading to his being replaced. His inherited runner on second would come around to score, leading to an earned run allowed.
- He has only allowed four runs in his 10 bullpen appearances this year, leading to a 1.57 ERA over 23.0 innings of relief.
- R-junior Caden Gaudette made his team-leading 18th appearance of the season in the ninth inning (tied for the most appearances with senior Brett Barfield).
- He would get the first out of the ninth inning with a sacrifice bunt, before the game-tying run came in to score off weak contact with the runner scoring from third before the throw could be made to the plate.
- He would end up getting the loss after a fly ball was called fair in the 10th inning resulting in a two-out three-run home run. It was his first loss of the season, dropping his record to 4-1 for the season.

Last Saturday: GT 7 - Xavier 5

- R-junior Carson Ballard made his third start of the season, and third in Tech's last seven games, pitching 4.0 innings with only one earned run and five strikeouts.
- This was his third outing with five strikeouts this season after also doing so against Georgia (April 21) and Virginia Tech (March 6).
- Ballard has now recorded 31 strikeouts this season, his second straight season with at least 30 Ks.
- He lowers his ERA to 3.67 this season over 27.0 innings, only Dylan Loy (3.46) and Jackson Blakely (3.05) have a lower ERA with more innings pitched.
- Senior Brett Barfield added another example of why he is one of the best relief pitchers in the nation, making his team-leading 19th appearance of the season and pitching 3.0 innings with only one earned run allowed on three hits with a career-high seven strikeouts.
- He struck out seven of his 13 batters faced, striking out two in the fifth and sixth innings before working around three hits to strike out three in the seventh before handing the ball off with a 7-2 lead.
- His 3.0 innings pitched matched his career high, set at Notre Dame last season (March 21).
- The run he allowed in the seventh inning was his fourth earned run allowed over 19.0 innings of relief this season.
- He has recorded a career high 26 strikeouts this season, the most of any Tech pitcher who has not started a game.
- Barfield is enjoying a breakout season in 2026. He entered the season with a 7.90 career ERA over 35.1 innings and has pitched 19.0 innings with a 1.89 ERA and a career-best 26 strikeouts as a senior.

• Freshman Cooper Underwood took the mound with one out in the eighth inning, he would get the Jackets out of the inning after allowing an inherited runner to score on a SAC fly before striking out the Musketeer leadoff hitter to end the inning. He would get two outs in the ninth before allowing a solo home run and recording the final out of the game to secure the win.

• He finished with 1.2 innings pitched with two hits allowed and one earned run. In his three bullpen appearances this season, Underwood has pitched 6.2 innings with a 1.35 ERA.

Last Sunday: GT 14 - Xavier 6

• Sophomore Jackson Blakely made his eighth consecutive weekend start, pitching 4.0 innings with two earned runs allowed and six strikeouts.

• This was his third start with at least six strikeouts and his fifth of nine starts with at least five.

• The Jackets have won each of Blakely's last seven starts.

• His ERA stands at 3.18 over 45.1 innings, the lowest among all regular starting pitchers on the roster and the third lowest ERA overall on staff.

• He stands at 49 strikeouts this season, the second most on the roster, and 45.1 innings pitched, also the second most, both behind Friday night starter Tate McKee.

• R-freshman Dimitri Angelakos made his 12th appearance of the season, running into trouble in the sixth inning but also tallying his 20th strikeout of the season.

• R-junior Caden Gaudette matched Brett Barfield for the team lead with his 19th appearance of the season. He entered the game after Xavier cut the lead to four runs (10-4) striking out both batters he faced on nine pitches.

• His inning ending strikeout in the seventh was the 50th of his career.

• This was his 12th scoreless outing of the season, bringing his ERA down to 3.86 for the season over 25.2 innings, the most on the team among pitchers who have not started a game and the sixth most overall.

• He would get credit for the win, bringing his record to 5-1 this season, the most bullpen wins on the team.

• Junior Dylan Loy delivered a scoreless seventh inning, working around a walk, a hit and an error to leave the bases loaded in a 10-6 game.

• He recorded a strikeout, bringing his season total to a career-best 42 over 40.0 innings.

• He lowers his ERA to 3.38 this season, the fourth lowest on the team. He owns a 1.50 ERA in his 11 bullpen appearances (24.0 innings).

• Loy leads the Tech bullpen with 24.0 innings pitched this season, only allowing four runs over those innings.

• Senior Kayden Campbell made his 12th appearance of the season, doing his job effectively by getting both batters he faced out, including one via strikeout.

• This was his 10th appearance without an earned run allowed as he lowers his ERA to 5.79 for the season.

• R-sophomore Justin Shaddek recorded the final four outs in order, including three strikeouts to secure the record strikeout total for the series.

• This was his 14th appearance of the season and his 12th out of the bullpen. He has produced a 3.72 ERA in his 12 bullpen appearances and has struck out 36, the fourth most on the team behind only McKee, Blakely and Loy.

MISCELLANEOUS

MLB Prospects Top 150 List

• Earlier this week, MLB Pipeline released its Top 150 Prospects list for the 2026 MLB Draft.

• Georgia Tech has five players included in the list, tied with UCLA for the most of any program in the nation as well as being the only program with two Top 10 prospects.

Player	Rank
Vahn Lackey	No. 3
Drew Burress	No. 8
Jarren Advincula	No. 31
Carson Kerce	No. 133
Alex Hernandez	No. 136

• The list includes all prospects eligible for the 2026 MLB Draft, including high school prospects.

• Georgia Tech has only had three first-round picks once in a single season, back in 1994: Nomar Garciaparra (No. 12), Jason Varitek (No. 14) and Jay Payton (No. 29).

• Tech has never had two players drafted in the Top 10 of the same draft in program history.

• Lackey and Burress have the potential of becoming the 6th and 7th Top 10 picks in program history.

Top 10 Draft Picks - GT Program History

Player	Overall	Team	Year
Joey Bart	No. 2	Giants	2018
Kevin Brown	No. 4	Rangers	1986
Matt Wieters	No. 5	Orioles	2007
Mark Teixeira	No. 5	Rangers	2001
Ty Griffin	No. 9	Cubs	1988

D1 BASEBALL POSITION RANKINGS

• Georgia Tech was all over D1 Baseball's annual preseason player rankings. The publication ranked their top 50 players of each position, the top 150 outfielders, top 200 starting pitchers and top 100 relievers.

• Tech was represented on every list including being the only program in the nation with six position players listed in among the top 15 and the only program with eight position players in the top 50 of their respective position group.

D1 BASEBALL PRESEASON POSITION RANKINGS

Player	Position	Rank	ACC Rank
Drew Burress	Outfield	1st	1st
Vahn Lackey	Catcher	2nd	1st
Jarren Advincula	2nd Base	2nd	1st
Alex Hernandez	Outfield	11th	5th
Kent Schmidt	1st Base	13th	4th
Carson Kerce	Shortstop	15th	4th
Ryan Zuckerman	3rd Base	28th	4th
Caleb Daniel	Outfield	41st	11th
Tate McKee	Starting Pitcher	55th	12th
Mason Patel	Starting Pitcher	61st	15th
Justin Shaddek	Relief Pitcher	85th	18th
Charlie Willcox	Starting Pitcher	155th	32nd

• Georgia Tech and TCU were the only programs in the nation with three outfielders listed in the Top 50 of these rankings.

• Tech and LSU were the only programs to have a representative from each infield position listed among the Top 30.

• Tech led the nation with eight players listed among the top 50 in their position, one more than the next closest programs (LSU and TCU) and two more than the next closest ACC rival (North Carolina and Louisville).

• Charlie Willcox was one of four freshman pitchers to earn a spot in the Top 200 for starting pitchers, coming in at No. 155.

• Willcox was also named as the fourth-best freshman in the ACC by D1 Baseball heading into this season.

• The Jackets position players continued to dominate the midseason position rankings.

• Vahn Lackey and Jarren Advincula were named the best catcher and 2nd baseman in the nation according to the D1 Baseball staff, two of the many improvements across the rankings.

D1 BASEBALL MIDSEASON POSITION RANKINGS

Player	Position	Rank	ACC Rank
Vahn Lackey	Catcher	1st	1st
Jarren Advincula	2nd Base	1st	1st
Carson Kerce	Shortstop	6th	2nd
Drew Burress	Outfield	8th	3rd
Ryan Zuckerman	3rd Base	8th	2nd
Alex Hernandez	Outfield	11th	5th
Kent Schmidt	1st Base	32nd	8th
Will Baker	Outfield	46th	13th
Caleb Daniel	Outfield	53rd	16th

• After Week 12, they released another set of position rankings, giving Georgia Tech the best catcher, 2nd baseman, 3rd baseman, shortstop of outfielder in the ACC.

D1 BASEBALL WEEK 12 POSITION RANKINGS

Player	Position	Rank	ACC Rank
Jarren Advincula	2nd Base	1st	1st
Drew Burress	Outfield	2nd	1st
Vahn Lackey	Catcher	2nd	1st
Carson Kerce	Shortstop	4th	1st
Ryan Zuckerman	3rd Base	4th	1st
Kent Schmidt	1st Base	24th	7th
Will Baker	Outfield	28th	11th
Alex Hernandez	Outfield	38th	15th

D1 BASEBALL POSITION RANKINGS MOVEMENT

Player	Position	PS Rank	MS Rank	W12 Rank
Jarren Advincula	2nd Base	2nd	1st	1st
Vahn Lackey	Catcher	2nd	1st	2nd
Drew Burress	Outfield	1st	8th	2nd
Carson Kerce	Shortstop	15th	6th	4th
Ryan Zuckerman	3rd Base	28th	8th	4th
Alex Hernandez	Outfield	11th	11th	38th
Kent Schmidt	1st Base	13th	32nd	24th
Will Baker	Outfield	NR	46th	28th
Caleb Daniel	Outfield	41st	53rd	NR

Jim Poole Number - Carson Ballard

Georgia Tech baseball continues the legacy of former Yellow Jacket standout and Major League Baseball relief pitcher Jim Poole, who passed away from ALS in October of 2023, by designating a student-athlete each year to wear his No. 21 jersey. The student-athlete selected must exemplify Poole's characteristics both on and off the field.

This year, r-junior RHP Carson Ballard (Alpharetta, Ga./ Wesleyan HS) becomes the fourth Yellow Jacket to earn the honor, continuing the tradition begun by Jack Rubenstein in 2023, Ben King in 2024 and John Giesler last season.

"Carson Ballard is the epitome of what it means to be a student-athlete at Georgia Tech," head coach James Ramsey said. "He has been a mainstay on the ACC Academic Honor Roll as both a Biomedical Engineering major and a trusted arm for us over his three years with our program. He embodies the kind of dedication and love for Georgia Tech, both in the classroom and on the mound, that made Jim Poole such a beloved Tech Man. He has heard Jim's legacy preached since he stepped on campus. Not only about what a great pitcher he was and the incredible MLB career he enjoyed, but the husband, father, coach and advisor that Jim was and the life after baseball that he earned through the hard work that he put in while in White & Gold. That work ethic is perfectly reflected in Carson. Beginning as a walk-on and working his way to becoming a focal point of our 2025 ACC regular season championship roster and now, becoming a scholarship player on a 2026 team that has hopes of being one of the very best to represent this incredible Institution. The No. 21 has a deserved venerable legacy here and Carson is the perfect player, leader and engineer to continue this tradition into 2026."

Ballard will wear No. 21, having shown a longstanding commitment to Poole's ideals – self-determination, a strong academic work ethic, and high moral fiber on and off the field. He is a three-time member of the ACC Academic Honor Roll, a two-time Academic All-ACC honoree and a member of the 2024 CSC Academic All-District Team. He is currently pursuing a degree in Biomedical Engineering.

On the diamond, Ballard is entering his fourth season as one of the more reliable arms on the Tech pitching staff that has shown dramatic improvements from his freshman season to now. He has made 30 appearances including seven starts over his two years on the active roster, collecting three wins and a 5.07 ERA, with 64 strikeouts over 71.0 innings pitched. He was leaned on most when the lights were brightest, pitching a team-high 14.2 innings against SEC competition last year and delivering 13 strikeouts and a .226 opponent's batting average over those appearances with a 4.30 ERA. He introduced a knuckleball into his arsenal last season, throwing it with great effect down the stretch, including heavily relying on it during his 4.0 innings of work in an elimination game at the Oxford Regional.

"It's an incredible honor and privilege to wear No. 21 this year," Ballard said. "I hear all the time about the legacy Jim Poole left behind at Tech. Not just as a player, but as a person who impacted so many people on and off the field. He's someone I strive to be more like every day. I'll do everything I can to honor him and his family and to wear his number with pride."

ABOUT JIM POOLE

Poole arrived on The Flats in 1985 and had an immediate impact, as Georgia Tech baseball would win the first of four-straight ACC Tournament Championships. During his four years, he pitched in 120 games and struck out 263 batters in 188 innings. He still ranks first in the Tech record book with 22 career saves, including 10 as a junior and nine as a senior. He was named all-ACC his last two seasons. Poole would be enshrined into the Georgia Tech Sports Hall of Fame just nine years later in 1997.

A stellar worker in the classroom, Poole elected not to turn professional after being selected in the 34th round of the 1987 MLB Draft by the LA Dodgers, and returned to Georgia Tech for his senior year, recording a 2.03 ERA and 113 strikeouts in only 71 innings. Once again, the LA Dodgers would call his name in the 1988 MLB Draft, this time taking him in the ninth round. He would return to graduate from the Institute with a degree in electrical engineering in 1990.

Poole played 11 years in the major leagues, predominantly with the Baltimore Orioles, Cleveland Indians, and San Francisco Giants. In 431 games played, he finished with 22 victories and a 4.31 ERA, as well as 256 strikeouts and four saves. He helped pitch Cleveland to two American League Championship Series (1995, 1998), making it to the 1995 World Series where he would face the Atlanta Braves.

Following his retirement at the end of the 2000 season, Poole returned to Georgia Tech to join the Alexander-Tharpe Fund as a fundraiser and supporter of the baseball program. He then began serving as the pitching coach at Johns Creek High School in 2010, teaching many young men about pitching mechanics, while also conveying his personal pitching philosophy.

He later joined the business world as a Personal Wealth Advisor for the Baseball Division of BIP Wealth.

After being diagnosed with ALS in 2021, Poole worked tirelessly to raise awareness for the disease. In addition to serving on MLB ALS boards, he also worked with Georgia Tech, who together hosted an ALS Awareness Day during the 2022 baseball season, with Tech wearing Jim Poole shirts and both teams wearing honorary wristbands. Professional players also wore the shirt. Tech later designated the number 21 each year to be worn by a student-athlete who exemplify Poole's ideals – self-determination, a strong academic work ethic, and high moral fiber on and off the field.

MISCELLANEOUS
ATOP THE CONFERENCE

• Georgia Tech baseball ranks among the most prolific winners in ACC history.

MOST ACC TOURNAMENT TITLES, SINCE 2000

	Titles	Years
Florida State	6	2002, 2004, 2010, 2015, 2017, 2018
Georgia Tech	5	2000, 2003, 2005, 2012, 2014
North Carolina	5	2007, 2013, 2019, 2022, 2025
Clemson	3	2006, 2016, 2023
Duke	2	2021, 2024
Virginia	2	2009, 2011

MOST ACC REGULAR-SEASON, DIVISIONAL TITLES SINCE 1994

	Titles	Regular-Season Years (Divisional)
Florida State	14	1996, 1998, 1999, 2001, 2002, 2003 (2007, 2008, 2009, 2010*, 2011, 2012, 2013, 2014)
Georgia Tech	8	1997, 2000, 2004, 2005 (2011, 2019, 2021), 2025
North Carolina	8	(2006, 2007, 2009, 2012, 2013, 2017, 2018, 2024)
Clemson	6	1994, 1995 (2006, 2010*, 2018, 2024)
Louisville	5	(2015, 2016, 2017, 2019, 2022)
Miami	4	(2008, 2014, 2015, 2016)

• Tech has a chance to win the regular season ACC championship this weekend. Should they win, Tech would be the first back-to-back ACC regular season champion since Virginia in 2010/11.

GEORGIA TECH'S MOST COMMON OPPONENTS

	Games	First Meeting	Series Record
Georgia	391	1898	UGA leads 220-169-2
Auburn	250	1897	AU leads 131-114-5
Clemson	249	1902	CU leads 125-121-3
Mercer	178	1897	GT leads 120-58
North Carolina	161	1901	GT leads 84-77
Virginia	153	1924	GT leads 81-70-2
NC State	146	1921	GT leads 84-62
Ga. Southern	145	1947	GT leads 113-32
Duke	142	1903	GT leads 101-41
Florida State	135	1959	FSU leads 81-54

• Tech extended it's winning streak against Georgia Southern to eight games in a row, dating back to 2022, with an 25-1 win in Statesboro earlier this year. GT set a new record when it hung 25-runs on Georgia Southern - the most in the 144 game history of the series, while also tying the program record with 19 strikeouts from the pitching staff.

• The Jackets traveled to Berkely for the first time ever this season. They are 10-0 against California schools since they joined the ACC in 2025, becoming the first team from east of the Rocky Mountains to sweep a three-game series, at Stanford, in the history of Stanford baseball (since 1892) last season.


2026 ACC PRESEASON POLL

1. Georgia Tech (7)	237
2. North Carolina (6)	236
3. Florida State (1)	221
4. Louisville	196
5. Clemson (2)	185
6. NC State	169
7. Virginia	165
8. Miami	159
9. Wake Forest	145
10. Stanford	99
11. Virginia Tech	89
12. Notre Dame	87
13. Duke	67
14 Pitt	45
15. California	41
16. Boston College	35

Georgia Tech was named 2026 Atlantic Coast Conference Baseball preseason favorites by the league's 16 head coaches for the first time since 2004.

2026 ACC STANDINGS

Team	ACC	Overall
Georgia Tech	19-5	39-8
<i>North Carolina</i>	<i>17-7</i>	<i>37-9-1</i>
Boston College*	17-10	35-16
<i>Florida State</i>	<i>15-9</i>	<i>34-14</i>
Miami	14-11	34-14
<i>Wake Forest</i>	<i>14-13</i>	<i>32-17</i>
Virginia	12-12	32-17
<i>NC State</i>	<i>12-12</i>	<i>30-17</i>
<i>Virginia Tech</i>	<i>13-14</i>	<i>26-21</i>
<i>Pitt</i>	<i>10-14</i>	<i>28-18</i>
Stanford	10-14	23-22
Notre Dame	11-16	24-20
Louisville	10-15	26-24
Duke*	9-15	23-25
<i>Clemson</i>	<i>8-15</i>	<i>29-20</i>
<i>California</i>	<i>8-16</i>	<i>25-23</i>

*Denotes on GT's remaining schedule
Italics indicates opponents GT has already played

A first year coach has not won the ACC regular season championship in his first season as a head coach since 1958 (Bill Wilhelm at Clemson).

2026 HONORS
DREW BURRESS

Preseason 1st Team All-American (Perfect Game)
 Preseason 1st Team All-American (D1 Baseball)
 Preseason 1st Team All-American (Baseball America)
 Preseason 1st Team All-American (NCBWA)
 Golden Spikes Award (Watch List)
 Preseason ACC Player of the Year (D1 Baseball)
 Preseason ACC Player of the Year (Baseball America)
 ACC Player of the Week (April 27)

VAHN LACKEY

Preseason 1st Team All-American (Perfect Game)
 Preseason 2nd Team All-American (D1 Baseball)
 Preseason 2nd Team All-American (Baseball America)
 Preseason 2nd Team All-American (NCBWA)
 Golden Spikes Award (Watch List)
 Buster Posey Award (Watch List)
 ACC Player of the Week (March 16)
 Buster Posey Catcher of the Week (March 17)
 Perfect Game National Player of the Week (March 17)

JARREN ADVINCULA

Preseason 2nd Team All-American (Perfect Game)
 Preseason 2nd Team All-American (D1 Baseball)
 Preseason 2nd Team All-American (Baseball America)
 Preseason 2nd Team All-American (NCBWA)
 Golden Spikes Award (Watch List)
 Perfect Game National Player of the Week (April 28)

ALEX HERNANDEZ

Preseason 3rd Team All-American (Perfect Game)
 Preseason 3rd Team All-American (NCBWA)

MASON PATEL

Preseason 1st Team All-American (NCBWA)
 No. 61 Starting Pitcher (D1 Baseball)
 Stopper of the Year Midseason Watch List

CARSON KERCE

Brooks Wallace Award Watch List
 ACC Player of the Week (April 13)
 Brooks Wallace Award semifinalist

DYLAN LOY

Pitcher of the Year Award Watch List

2026 MLB #PROJACKETS

Joey Bart, C	Pirates
Brant Hurter, RHP	Tigers
Chandler Simpson, OF	Rays

LET'S BRAG ABOUT BURRESS

"The definition of a college baseball superstar. On the same tier as Adley Rutschman and Dylan Crews. One of the great, no-brainer superstar players that will have that kind of transcendent career."

– Aaron Fitt, D1Baseball

- Burress hit 25 home runs his freshman season, one shy of the Georgia Tech program record (set by Kevin Parada in 2022) and two shy of the NCAA freshman home run record set by Tommy White (NC State) in 2022 as well. He hit 26 homers in 2024 but one was not official, since the game was called off for rain before enough innings were played.
- His freshman year, Burress became the 1st Yellow Jacket to ever slug over .800 with at least 200 at bats. His .821 slugging percentage led all Division I freshman and was 6th overall among those with 200+ ABs.

"What Burress lacks in size, he makes up for with impact on both sides of the ball." It's explosive bat speed from the right side of the plate with an affinity for hammering fastballs routinely.

– Tyler Jennings, Just Baseball

- Not only did Burress turn heads with his bat but he also set the Georgia Tech record for the most assists by an outfielder in a single season, gunning down 10 runners from his spot in center field in 2024
- In 2025, he was the only player from a Power 4 conference with at least 60 RBI (62), 20 doubles (23), 50 walks (53), 15 HR (19) and 70 runs (77).
- Last season, he led the ACC in extra base hits (43) and doubles (23) while finishing 2nd in the conference in home runs (19) and runs (77).

"Few hitters in the country combine his level of consistency with true, game-changing power... He is the best statistical producer returning to college baseball right now. Period."

– Jacob Rudner, Baseball America

- He became the fastest Yellow Jacket in program history to reach 30 career home runs – doing so in just 73 games, a full 20 games faster than the previous record holder, Kevin Parada and faster than legendary Tech sluggers such as Jason Varitek, Mark Teixeira and Nomar Garciaparra.
- Burress was named a semifinalist for both the Dick Howser Trophy and the USA Baseball Golden Spikes Award for the second year in a row. One of only two players in the nation to do so (also FSU's Jamie Arnold).
- This season, Burress becomes the first Yellow Jacket to ever wear a "C" on his jersey as the team's permanent captain.

"He's a very mature kid. He doesn't mix any words about it. He wants to be a first-round pick. He wants to be the best player in the country. That's what drives him. That's his passion. He is one of those guys that makes everybody around him better. Every day."

– Danny Hall, ABCA Hall of Famer
GEORGIA TECH'S TRIPLE CROWN WINNERS

Year	Player	HR	RBI	AVG
1958	Earl Moore	4	15	.287
1959	Roger Kaiser	4	32	.373
1960	George Inman	7	24	.360
1968	Ted Tomasovich	5	38	.381
1975	Frank Turner	2	30	.376
1991	Andy Bruce	22*	96*	.345
1992	<i>Jason Varitek*</i>	11	52	.406*
1993	<i>Jason Varitek</i>	22*	72	.404
1994	Jay Payton	20	102*	.434*
1997	Mark Fischer	24*	98	.354
1999	<i>Mark Teixeira</i>	13	65	.387
2016	Matt Gonzalez	11	54	.378
2024	Drew Burress	25	67	.381

* denotes is/was school record

italics indicates member of College Baseball Hall of Fame

ACTIVE NCAA D1 CAREER SLUGGING % LEADERS

Rank	Player	School	Class	Slug %
1	Jake Bennett	DBU	Sr.	.785
2	Hunter Ray	FDU	So.	.742
3	Myles Bailey	Florida State	So.	.734
4	Drew Burress	Georgia Tech	Jr.	.721
5	Tague Davis	Louisville	So.	.711
6	Cider Canon	Duke	So.	.704
6	Daniel Cuvet	Miami (Fla.)	Jr.	.704
8	Diego Cardenas	Abilene Christian	Sr.	.703
9	Landon Hairston	Arizona State	So.	.699
10	Blake Primrose	St. Joseph's	So.	.694

* minimum of 200 career ABs

MOST CAREER HOME RUNS - GT HISTORY

Rank	Player	HRs	Years
1.	Jason Varitek	57	1991-94
2.	J.J. Thomas	56	1995-97
3.	Tony Plagman	55	2007-10
4.	Drew Burress	54	2024-
5.	Andy Bruce	52	1988-91
6.	Kyle McCann	47	2017-19
	Luke Murton	47	2006-09
	Matt Skole	47	2009-11
9	K.G. White	46	1985-88
10.	Billy Parham	42	1995-97
	Mark Fischer	42	1995-97

* minimum of 200 career ABs

RECORD BREAKDOWN

	ACC	Overall
Overall	19-5	39-8
Home	11-1	27-3
Road	8-4	10-5
Neutral	0-0	2-0
Day Games	9-4	19-7
Night Games (6 p.m. or later)	10-1	20-1
Yellow Jackets Score First	13-1	24-3
Opponent Scores First	6-4	15-5
Yellow Jackets Score in 1st inning	13-1	24-3
Walk-off Victories	1-0	5-0
As a Ranked Team (All Polls)	19-5	39-8
Vs. Ranked Team (All Polls)	9-3	11-4
Vs. LHP (starter)	5-1	11-2
Vs. RHP (starter)	14-4	28-6
Yellow Jacket Starter 6+ IP	4-0	4-0
Yellow Jacket Starter 7+ IP	2-0	2-0
Yellow Jacket Starter 8+ IP	0-0	0-0
Hitting A Home Run	11-4	30-6
Not Hitting A Home Run	5-1	6-2
Out Hit Opponent	16-0	35-1
Get Out Hit By Opponent	3-5	3-7
Equal Number of Hits	0-0	1-0
February	0-0	10-1
March	9-3	13-4
April	10-2	14-2
May	0-0	2-1
June	0-0	0-0
Monday	0-0	0-0
Tuesday	0-0	8-2
Wednesday	0-0	0-0
Thursday	3-0	3-0
Friday	7-1	11-2
Saturday	5-3	10-3
Sunday	4-1	7-1
One-Run Games	3-0	4-0
Two-Run Games	3-0	4-0
Three-Run Games	2-2	4-2
Four+ Run Games	11-4	27-6
Leading After 6	16-0	34-1
Trailing After 6	1-4	2-6
Tied After 6	2-1	2-1
Leading After 7	18-0	37-1
Trailing After 7	0-5	0-7
Tied After 7	1-0	2-0
Leading After 8	13-0	25-1
Trailing After 8	0-4	0-6
Tied After 8	0-0	1-0
Shutouts	2-0	3-0
Extra Innings	0-0	1-1
Score 0-5 Runs	3-2	4-5
Score 6-9 Runs	7-3	9-3
Score 10+ Runs	9-0	26-0
Allow 0-5 Runs	17-1	33-1
Allow 6+ Runs	2-4	6-7
Commit 0 Errors	10-3	17-4
Commit 1 Error	6-1	15-2
Commit 2+ Errors	3-1	7-2



A NEW ERA OF TECH BASEBALL

- **James Ramsey** became the 13th Head Coach in Georgia Tech baseball history this past summer, taking over for the legendary Danny Hall, who retired at the end of his 32nd season on The Flats.
- This is Ramsey's first season as head coach but his 8th year at Georgia Tech, after being associate head coach and recruiting coordinator for the past five seasons and an assistant coach for the two years prior to that.
- He has signed four Top 5 ranked recruiting classes and coached 22 All-ACC, 7 All-American, 5 Freshman All-American, 5 All-ACC, 2 ACC Freshmen of the Year hitters including one National Freshman of the Year (Drew Burress).
- He has coached 17 draft picks on the offensive side and three semifinalists for both the Golden Spikes Award (Kevin Parada, Drew Burress and Kyle Lodise) and the Dick Howser Award (Kyle McCann, Kevin Parada and Drew Burress).
- Ramsey is the first ACC Player of the Year to ever become an ACC Head Coach
- He was an ABCA National Player of the Year at Florida State, where he led his team to the College World Series twice - 2010 & 2012

STOP...RAMMER TIME

- Since Ramsey took over the Georgia Tech offense in 2019, the Yellow Jackets have been among the very best in the vaunted Atlantic Coast Conference.

	GT (2019-Pres.)	ACC Rank
Batting Average	.313	1st
Runs Scored	3,429	1st
On-base+Slugging	.936	1st
On-Base %	.415	1st
Slugging %	.521	1st
Hits	4,548	1st
Doubles	922	1st
Total Bases	7,583	1st
SAC Flies	231	1st
Triples	95	2nd
RBI	3,165	2nd
Home Runs	641	2nd

- Georgia Tech is one of 10 programs across Division I to be led by a first-year head coach in 2026 - a total of 11 coaches since UMass is using co-head coaches.
- Ramsey is one of three Power 4 head coaches in their first year, along with Josh Elander at Tennessee and Corey Muscara at Duke.

1st Year Tech Skippers

	1st Season Record	Conference Record
Coach Todd (1900-01)	3-4 (.428)	N/A
Sammy Strang (1902)	5-8 (.385)	N/A
Coach Irving (1903)	9-9 (.500)	N/A
John Heisman (1904-17)	15-7 (.682)	N/A
Joe Bean (1918-20)	10-7 (.588)	N/A
Kid Clay (1921-31)	18-4-1 (.804)	N/A
Bobby Dodd (1932-1939)	4-11-2 (.294)	N/A
Roy Mundorff (1940-45)	5-10-1 (.344)	5-9-1 (.367) (SEC)
Joe Pittard (1946-61)	10-2 (.833)	N/A
Jim Luck (1962-81)	8-16 (.333)	6-11 (.353) (SEC)
Jim Morris (1982-93)	29-20 (.592)	6-8 (.429) (ACC)
Danny Hall (1994-2025)	50-17 (.746)	16-8 (.667) (ACC)
James Ramsey (2026-)	39-8 (.830)	19-5 (.792) (ACC)

1994 included Tech's first trip to the College World Series which ended in a 2nd place finish

TEAM GAME HIGHS
INDIVIDUAL GAME HIGHS

Batting	
At bats.....	51 - at Georgia Southern (Feb 17)
Runs scored.....	27 - vs Bowling Green (Feb 14 - Game 1)
Hits.....	26 - at Georgia Southern (Feb 17)
RBIs.....	25 - vs Bowling Green (Feb 14 - Game 1)
Doubles.....	6 - vs Bowling Green (Feb 14 - Game 1)
.....	6 - at Georgia Southern (Feb 17)
.....	6 - vs. Northwestern (Feb. 27)
Triples.....	2 - vs Stony Brook (Feb 22)
Home runs.....	6 - vs. Virginia Tech (March 7)
.....	6 - vs. Georgia Southern (April 14)
Total bases.....	40 - at Georgia Southern (Feb 17)
.....	40 - vs. Georgia Southern (April 14)
Walks.....	15 - vs Bowling Green (Feb 14 - Game 1)
Strikeouts.....	16 - at No. 4 Auburn (March 17)
Sac hits.....	1 - 7x last at Cal (April 4)
Sac flies.....	4 - vs Bowling Green (Feb 14 - Game 1)
Stolen bases.....	4 - vs Bowling Green (Feb 13)
Hit by pitch.....	5 - vs Bowling Green (Feb 13)
Caught stealing.....	1, 5x - last at Pitt (March 20)
Runners LOB.....	15 - vs Bowling Green (Feb 14 - Game 1)
Hit into DP.....	3 - at No. 3 North Carolina (April 18)
Fielding	
Putouts.....	30 - vs Stony Brook (Feb 21)
Assists.....	16 - vs. Georgia Southern (April 14)
Errors.....	3 - vs Bowling Green (Feb 13)
.....	3 - vs Georgia State (Feb. 24)
Passed balls.....	1 - 6x, last vs. Georgia Southern (April 14)
DPs turned.....	2 - vs Bowling Green (Feb 13)
.....	2 - vs Stony Brook (Feb 21)
.....	2 - at No. 8 Clemson (March 12)
.....	2 - at No. 8 Clemson (March 13)
.....	2 - at No. 3 North Carolina (April 17)
Pitching	
Innings pitched.....	10.0 - vs Stony Brook (Feb 21)
Runs allowed.....	14 - at Pitt (March 21)
.....	14 - at No. 3 North Carolina (April 18)
Earned runs.....	14 - at Pitt (March 21)
.....	14 - at No. 3 North Carolina (April 18)
Walks allowed.....	10 - at Pitt (March 20)
Strikeouts.....	19 - at Georgia Southern (Feb 17)
Hits allowed.....	14 - vs. Virginia Tech (March 8)
.....	14 - at No. 8 Clemson (March 14)
Doubles allowed.....	4 - vs Bowling Green (Feb 14 - Game 1)
.....	4 - vs. Virginia Tech (March 8)
Triples allowed.....	1 - vs. No. 5 Florida State (April 11)
Homers allowed.....	5 - vs Wake Forest (April 25)
Wild pitches.....	2 - vs Stony Brook (Feb 20)
Hit batters.....	3 - 4x last vs. Georgia Southern (April 14)
Bold indicates program record	
<i>Italics indicates BBCOR era record</i>	

Batting	
At bats:.....	6 - Jarren Advincula at Pitt (March 21)
.....	6 - Carson Kerce vs. Wake Forest (April 25)
.....	6 - Carson Kerce at Kennesaw State (April 28)
.....	6 - Drew Burress at Kennesaw State (April 28)
Runs scored:...	4 - 5x, last Ryan Zuckerman vs. Ga. Southern (April 14)
Hits:.....	5 - Ryan Zuckerman vs. Ga. Southern (April 14)
.....	5 - Jarren Advincula vs. Wake Forest (April 25)
RBIs:.....	6 - Jarren Advincula vs. Wake Forest (April 25)
.....	6 - Drew Rogers vs Stony Brook (Feb. 22)
.....	6 - Alex Hernandez vs Bowling Green (Feb. 14 - Game 1)
.....	6 - Caleb Daniel vs. Bowling Green (Feb 13)
Doubles:.....	2 - 12x last Vahn Lackey at Kennesaw State (April 28)
Triples:.....	1 - 11x, last Drew Burress vs. Ga. Southern (April 14)
Home runs:.....	3 - Ryan Zuckerman vs. Northwestern (March 1)
Total bases:.....	12 - Ryan Zuckerman vs. Northwestern (March 1)
Walks:.....	3 - 7x last Parker Brosius vs No. 5 Florida State (April 9)
Strikeouts:.....	4 - Alex Hernandez vs. No. 14 NC State (March 28)
Sac hits:.....	1 - 7x last Carson Kerce at Cal (April 4)
Sac flies:.....	1 - 18x last Kent Schmidt vs. Wake Forest (April 25)
Stolen bases:.....	2 - 5x last Vahn Lackey vs. Wake Forest (April 24)
Hit by pitch:.....	2 - Drew Rogers vs. Bowling Green (Feb. 14 - Game 2)
.....	2 - Drew Rogers vs. Northwestern (Feb. 28)
.....	2 - Drew Burress at Pitt (March 20)
.....	2 - Parker Brosius vs. No. 14 NC State (March 27)
.....	2 - Jarren Advincula vs. Wake Forest (April 24)
Caught stealing:.....	1 - 5x last Drew Burress at Pitt (March 20)
Runners LOB:.....	6 - 4x. last Drew Rogers at Kennesaw State (April 28)
Fielding	
Putouts:.....	15 - Drew Rogers vs. Stony Brook (Feb. 20 - Game 1)
Assists:.....	6 - Carson Kerce vs. Bowling Green (Feb 13)
.....	6 - Carson Kerce at No. 8 Clemson (March 13)
Errors:.....	2 - Cade Brown vs. Stony Brook (Feb. 22)
.....	2 - Carson Kerce at Cal (April 3)
Passed balls:.....	1 - 6x last Drew Rogers vs. Ga. Southern (April 14)
Pitching	
Innings pitched:.....	7.1 - Tate McKee vs. No. 14 NC State (March 27)
Runs allowed:.....	7 - Porter Buursema at No. 3 North Carolina (April 18)
Earned runs:.....	7 - Porter Buursema at No. 3 North Carolina (April 18)
Walks allowed:.....	5 - Tate McKee at No. 8 Clemson (March 12)
.....	5 - Tate McKee at Pitt (March 20)
Strikeouts:.....	9 - Jackson Blakely vs Georgia State (Feb. 24)
Hits allowed:.....	9 - Dylan Loy vs. Northwestern (Feb 28)
Doubles allowed:.....	3 - Mason Patel vs. Stony Brook (Feb 21)
.....	3 - Jackson Blakely at No. 8 Clemson (March 14)
Triples allowed:.....	1 - Jackson Blakely vs No. 5 Florida State (April 11)
Homers allowed:.....	3 - Tate McKee at Pitt (March 20)
.....	3 - Carson Ballard vs. No. 5 Georgia (April 21)
Wild pitches:.....	2 - Tate McKee vs. Stony Brook (Feb 20 - Game 1)

KILL SHOT INNINGS

- A "killshot inning" consists of an inning in which a team scores 2+ runs while holding the opponent scoreless.
- Last season, across college baseball, the team with more "killshot" innings went onto win the game 92% of the time.
- The Jackets have delivered 88 kill shot innings this season - the most in the nation (1.87/game).
- Below is the list of innings in which the Yellow Jackets have delivered a "killshot" and the result of the game.

OPPONENT	DATE	INNING(S)	INNING SCORE	SCORE BEFORE INNING	SCORE AFTER INNING	FINAL
Bowling Green	2/13	3rd & 6th	2-0 & 3-0	0-0 & 5-1	2-0 & 8-1	11-5
Bowling Green	2/14	3rd, 4th, 6th & 7th	11-0, 5-0 & 6-0 & 4-0	0-2, 11-2, 16-2, 22-2	11-2, 16-2, 22-2, 26-2	27-4
Bowling Green	2/14	3rd, 5th & 7th	4-0, 3-0 & 2-0	2-0, 6-2 & 10-2	6-0, 9-2 & 12-2	12-2 (7)
at Georgia Southern	2/17	2nd, 3rd, 5th, 6th & 7th	7-0, 5-0, 2-0, 2-0 & 8-0	1-0, 8-0, 13-0, 15-0 & 17-0	8-0, 13-0, 15-0, 17-0 & 25-0	25-1
Stony Brook	2/20	2nd	2-0	0-0	2-0	14-5
Stony Brook	2/20	5th	5-0	5-5	10-5	10-5
Stony Brook	2/21	1st & 6th	2-0 & 2-0	0-0 & 2-5	2-0 & 4-5	6-5 (10)
Stony Brook	2/22	1st, 2nd, 3rd & 5th	7-0, 4-0, 3-0 & 4-0	0-0, 7-0, 11-0 & 14-0	7-0, 11-0, 14-0 & 18-0	21-3 (7)
Georgia State	2/24	1st	2-0	0-0	2-0	4-9 - Loss
Northwestern	2/27	2nd & 4th	7-0 & 5-0	2-2 & 10-2	9-2 & 15-2	17-3 (7)
Northwestern	2/28	1st, 3rd & 5th	3-0, 5-0 & 2-0	0-0, 5-3 & 10-3	3-0, 10-3 & 12-3	13-3 (7)
Northwestern	3/1	4th, 7th & 8th	3-0, 3-0 & 5-0	2-4, 6-5 & 9-5	5-4, 9-5 & 14-5	14-6
vs. Georgia State	3/3	4th	2-0	0-0	2-0	4-1
Virginia Tech	3/6	1st, 3rd & 5th	8-0, 5-0 & 2-0	0-0, 8-1 & 13-1	8-0, 13-1 & 15-1	16-1 (7)
Virginia Tech	3/7	7th	8-0	5-5	13-5	14-5
Virginia Tech	3/8	2nd & 5th	2-0 & 2-0	0-2 & 4-3	2-2 & 6-3	6-9 - Loss
West Georgia	3/10	2nd, 3rd & 6th	4-0, 5-0 & 3-0	1-0, 5-0 & 11-0	5-0, 9-0 & 14-0	14-0
at Clemson	3/12	3rd & 5th	4-0 & 5-0	0-0 & 4-0	4-0 & 9-0	10-0 (7)
at Clemson	3/13	7th	4-0	4-2	8-2	9-3
at Pitt	3/20	1st	4-0	0-0	4-0	11-9
at Pitt	3/22	2nd, 4th & 6th	2-0, 2-0 & 6-0	0-0, 2-0 & 4-0	2-0, 4-0 & 10-0	12-4 (7)
NC State	3/27	1st	2-0	0-0	2-0	3-1
NC State	3/28	1st & 5th	2-0 & 2-0	0-0 & 2-3	2-0 & 4-3	6-4
NC State	3/29	3rd, 6th & 8th	2-0, 4-0 & 3-0	1-0, 3-0 & 7-0	3-0, 7-0 & 10-0	10-0 (8)
Auburn	3/31	4th, 5th & 7th	2-0, 2-0 & 2-0	6-3, 8-3 & 10-3	8-3, 10-3 & 12-3	13-3 (8)
at Cal	4/2	1st, 3rd & 4th	9-0, 3-0 & 2-0	0-0, 9-0 & 12-0	9-0, 12-0 & 14-0	17-2 (7)
at Cal	4/3	1st & 3rd	4-0 & 3-0	0-0 & 4-0	4-0 & 7-0	7-2
at Cal	4/4	3rd & 6th	3-0 & 5-0	1-0 & 4-0	4-0 & 9-0	9-3
Kennesaw State	4/7	4th & 5th	3-0 & 5-0	1-3 & 4-3	4-3 & 9-3	11-4
Florida State	4/9	6th	3-0	1-3	4-3	4-3
Florida State	4/10	3rd & 8th	4-0 & 4-0	0-1 & 4-2	4-1 & 8-2	8-3
Florida State	4/11	6th	10-0	7-3	17-3	17-3
Georgia Southern	4/14	5th & 6th	2-0 & 2-0	6-5 & 8-5	8-5 & 10-5	13-9
at North Carolina	4/18	5th	2-0	1-10	3-10	4-14 (8)
Georgia	4/21	2nd, 3rd & 6th	2-0, 3-0 & 2-0	2-2, 4-2 & 12-4	4-2, 7-2 & 14-4	14-4 (7)
Wake Forest	4/24	5th	4-0	1-4	5-4	6-5
Wake Forest	4/25	5th, 6th & 7th	2-0, 4-0 & 5-0	3-11, 5-11 & 9-11	5-11, 9-11 & 14-11	14-11
at Kennesaw State	4/28	1st, 4th & 6th	5-0, 3-0 & 2-0	0-0, 5-4 & 8-6	5-0, 8-4 & 10-6	10-7
Xavier	5/2	3rd	5-0	0-1	5-1	7-5
Xavier	5/3	1st, 5th, 7th & 8th	6-0, 2-0, 2-0 & 2-0	0-0, 8-2, 10-6, 12-6	6-0, 10-2, 12-6 & 14-6	14-6

BIG INNINGS BREAKDOWN

- With a lineup that is described as being the best in all of college baseball, Tech is always primed for hanging up crooked numbers in 2026.
- Tech has delivered 5+ runs in 31 innings so far this year, with much of the damage done with two outs, below is a breakdown...

OPPONENT	DATE	INNING	RUNS	H	2B	3B	HR	2 Out RBI	BB	SCORE BEFORE INNING	SCORE AFTER INNING	FINAL
Bowling Green	2/14	3rd	11	7	1	0	1	8	5	0-2	11-2	27-4
Bowling Green	2/14	4th	5	3	0	0	0	3*	2	11-2	16-2	27-4
Bowling Green	2/14	6th	6	5	1	0	0	0	1	16-2	22-2	27-4
at Georgia Southern	2/17	2nd	7	4	2	0	0	7*	2	1-0	8-0	25-1
at Georgia Southern	2/17	3rd	5	3	1	0	1	4*	2	8-0	13-0	25-1
at Georgia Southern	2/17	7th	8	10	1	1	1	8*	0	17-0	25-0	25-1
Stony Brook	2/20	6th	6	3	1	0	0	5*	5	7-5	13-5	14-5
Stony Brook	2/20	2nd	5	5	2	1	1	0	0	0-3	5-3	10-5 (7)
Stony Brook	2/20	5th	5	5	2	0	1	0	1	5-5	10-5	10-5 (7)
Stony Brook	2/22	1st	7	5	0	1	1	3	3	0-0	7-0	21-3 (7)
Northwestern	2/27	2nd	7	6	4	0	1	5	3	2-2	9-2	17-3 (7)
Northwestern	2/27	4th	5	5	2	0	2	4	0	10-2	15-2	17-3 (7)
Northwestern	2/28	3rd	5	3	1	0	1	0	1	5-3	10-3	13-3 (7)
Northwestern	3/1	8th	5	4	0	0	2	5*	1	9-5	14-5	14-6
Virginia Tech	3/6	1st	8	6	1	0	0	0	5	0-0	8-0	16-1 (7)
Virginia Tech	3/6	3rd	5	3	0	0	0	4*	4	8-1	13-1	16-1 (7)
Virginia Tech	3/7	7th	8	8	0	0	4	2	2	5-5	13-5	14-5
West Georgia	3/10	3rd	5	5	1	0	0	4*	2	5-0	10-0	14-0 (7)
at Clemson	3/12	5th	5	4	0	0	1	0	0	4-0	9-0	10-0 (7)
at Pitt	3/22	6th	6	4	2	0	0	2	2	4-0	10-0	12-4 (7)
Auburn	3/31	2nd	6	4	1	0	2	4	2	0-3	6-3	13-3 (8)
at Cal	4/2	1st	9	6	4	0	0	2	4	0-0	9-0	17-2 (7)
at Cal	4/4	6th	5	5	0	1	0	5*	1	4-0	9-0	9-3
Kennesaw State	4/7	5th	5	5	1	0	2	3	1	4-3	9-3	11-4
Florida State	4/11	5th	5	6	2	0	0	3	0	2-3	7-3	17-3
Florida State	4/11	6th	10	7	1	0	3	8	3	7-3	17-3	17-3
Georgia	4/21	5th	5	5	1	0	1	0	2	7-4	12-4	14-4 (7)
Wake Forest	4/25	7th	5	6	2	0	0	0	1	9-11	14-11	14-11
at Kennesaw State	4/28	1st	5	6	2	0	0	1	0	0-0	5-0	10-7
Xavier	5/2	3rd	5	4	0	0	2	3	0	0-1	5-1	7-5
Xavier	5/3	1st	6	7	2	0	0	3	0	0-0	6-0	14-6

* indicates all RBI that inning came with two-outs

STARTERS

STARTING PITCHERS GAME-BY-GAME

STARTING PITCHER RECORDS

PITCHER	Starts	Record	GT Career Record
Tate McKee	11	6-1	18-9
Jackson Blakely	9	4-1	4-1
Cooper Underwood	6	1-0	1-0
Dylan Loy	5	1-1	1-1
Porter Buursema	4	0-1	0-1
Dimitri Angelakos	3	1-1	1-1
Carson Ballard	3	1-0	3-2
Mason Patel	2	1-0	14-5
Justin Shadek	2	0-0	0-0
Charlie Willcox	1	0-0	0-0

Last season, Tech set a program record, going 37 games without recording a loss from a starting pitcher.

This season, it took until the 20th game for a Tech pitcher to get saddled with a loss, when Jackson Blakely saw his inherited runners score for a total of 6 earned runs over his outing.

At Cal, Tech starters did not allow an earned run in any of the three starts, spanning 13.1 innings. It was the first time Tech starters had delivered a 0.00 ERA over an ACC series since at least the turn of the century.

Underwood became the first true freshman to start on opening weekend since 2022.

Blakely recorded nine strikeouts in his first career start, vs. Georgia State on Feb. 24 - it was the most strikeouts by any Tech pitcher in their first career start since at least the turn of the century

Angelakos was excellent in his first career start, pitching 5.0 innings with 2 hits, five strikeouts and zero walks, becoming the first Tech pitcher to throw 5.0 scoreless innings in his first career start since Carson Ballard, against Georgia State back in 2024.

PITCHER	DATE	OPPONENT	DEC.	IP	H	R	ER	BB	SO	NP	SCORE W/LEFT	FINAL
Tate McKee	2/13	Bowling Green	W	5.0	3	1	1	1	6	86	5-1	11-5
Mason Patel	2/14	Bowling Green	W	5.0	5	2	2	2	7	96	16-2	27-4
Cooper Underwood	2/14	Bowling Green	ND	3.2	4	2	2	2	4	66	6-2	12-2 (7)
Dylan Loy	2/17	at Ga. Southern	ND	2.0	1	0	0	0	6	35	13-0	25-1
Tate McKee	2/20	Stony Brook	ND	4.0	3	2	2	3	6	82	3-2	14-5
Justin Shadek	2/20	Stony Brook	ND	2.0	2	3	1	1	2	38	5-3	10-5 (7)
Mason Patel	2/21	Stony Brook	ND	3.1	8	5	5	1	1	48	2-5	6-5 (10)
Cooper Underwood	2/22	Stony Brook	W	4.0	0	0	0	2	4	50	14-0	21-3 (7)
Jackson Blakely	2/24	Georgia State	ND	4.0	3	0	0	2	9	74	2-0	4-9
Tate McKee	2/27	Northwestern	W	4.1	6	3	3	2	3	86	15-3	17-3 (7)
Dylan Loy	2/28	Northwestern	W	4.0	9	3	3	0	4	81	10-3	13-3 (7)
Cooper Underwood	3/1	Northwestern	ND	0.1	3	4	4	0	0	26	0-4	14-6
Dimitri Angelakos	3/3	vs Georgia State	W	5.0	2	0	0	0	5	65	2-0	4-1
Tate McKee	3/6	Virginia Tech	ND	3.0	4	1	1	2	3	67	8-1	16-1 (7)
Dylan Loy	3/7	Virginia Tech	ND	4.2	6	5	1	1	3	86	2-5	14-5
Cooper Underwood	3/8	Virginia Tech	ND	2.1	2	2	2	3	2	54	2-2	6-9
Dimitri Angelakos	3/10	West Georgia	ND	3.1	2	0	0	0	2	38	10-0	14-0
Tate McKee	3/12	at Clemson	W	6.0	1	0	0	5	7	99	9-0	10-0(7)
Dylan Loy	3/13	at Clemson	ND	4.1	5	2	2	1	1	75	4-2	9-3
Jackson Blakely	3/14	at Clemson	L	4.1	7	6	6	1	3	78	5-6	7-13
Dimitri Angelakos	3/17	at Auburn	L	1.1	5	4	4	1	1	39	1-4	2-9
Tate McKee	3/20	at Pitt	ND	4.0	6	6	6	5	6	98	11-6	11-9
Dylan Loy	3/21	at Pitt	L	1.0	4	5	5	1	1	29	3-5	9-14
Jackson Blakely	3/22	at Pitt	W	4.0	2	0	0	2	5	75	4-0	12-4
Tate McKee	3/27	NC State	W	7.1	4	1	1	4	3	99	3-1	3-1
Porter Buursema	3/28	NC State	ND	2.1	5	3	3	4	2	66	2-3	6-4
Jackson Blakely	3/29	NC State	W	7.0	4	0	0	1	3	96	7-0	10-0 (8)
Cooper Underwood	3/31	Auburn	ND	1.2	4	3	3	2	1	42	0-3	13-3 (8)
Tate McKee	4/2	at Cal	W	4.0	3	0	0	1	4	65	17-0	17-2 (7)
Porter Buursema	4/3	at Cal	ND	4.0	2	1	0	1	6	65	7-0	7-2
Jackson Blakely	4/4	at Cal	W	5.1	2	0	0	0	6	74	9-0	9-3
Charlie Willcox	4/7	Kennesaw State	ND	1.0	3	3	3	1	0	23	0-3	11-4
Tate McKee	4/9	Florida State	W	6.0	4	3	3	2	7	94	4-3	4-3
Porter Buursema	4/10	Florida State	ND	4.0	3	1	1	1	7	66	4-1	8-3
Jackson Blakely	4/11	Florida State	W	5.0	6	3	3	1	5	86	7-3	17-3
Cooper Underwood	4/14	Georgia Southern	ND	1.0	3	4	4	1	2	29	2-4	13-9
Tate McKee	4/17	at North Carolina	L	2.1	7	5	4	1	3	76	0-5	2-5
Porter Buursema	4/18	at North Carolina	L	2.0	3	7	7	4	2	60	0-7	4-14 (8)
Jackson Blakely	4/19	at North Carolina	ND	2.2	4	2	2	3	3	71	4-2	5-2
Carson Ballard	4/21	vs. Georgia	W	4.1	8	4	4	2	5	83	7-4	14-4 (7)
Tate McKee	4/24	Wake Forest	W	5.0	6	4	3	2	8	98	5-4	6-5
Justin Shadek	4/25	Wake Forest	ND	0.1	2	5	5	2	1	24	0-5	14-11
Jackson Blakely	4/26	Wake Forest	ND	4.0	4	4	3	2	2	73	4-4	6-5
Carson Ballard	4/28	at Kennesaw State	ND	1.0	1	0	0	1	0	20	5-0	10-7
Tate McKee	5/1	Xavier	ND	5.0	4	3	2	3	8	93	4-3	4-8 (10)
Carson Ballard	5/2	Xavier	ND	4.0	5	1	1	2	5	80	5-1	7-5
Jackson Blakely	5/3	Xavier	ND	4.0	3	2	2	0	6	74	8-2	14-6

BULLPEN GAME-BY-GAME

OPPONENT	DATE	W-L-S	PITCHERS	INN.	IP	H	R-ER	BB-SO
Bowling Green	Feb. 13	0-0-0	Loy, Willcox, Gaudette, Vicens	6th	4.0	6	4-2	5-7
Bowling Green	Feb. 14	0-0-0	McKelvey, Buursema, Angelakos	6th	4.0	3	2-2	2-9
Bowling Green	Feb. 14	1-0-0	Campbell (W), Shadek, Spivey	4th	3.1	0	0-0	2-4
at Ga. Southern	Feb. 17	1-0-0	Ballard, Blakely (W), McKelvey, Barfield, Lankie	3rd	7.0	5	1-0	1-13
Stony Brook	Feb. 20	1-0-0	Gaudette, Campbell (W), Lankie, Angelakos	5th	5.0	6	3-3	0-8
Stony Brook	Feb. 20	1-0-0	Spivey, McKelvey, Barfield (W), Vicens	3rd	5.0	5	2-2	4-6
Stony Brook	Feb. 21	1-0-0	Loy, Ballard (W)	4th	6.2	0	0-0	2-6
Stony Brook	Feb. 22	0-0-0	Bursema, Willcox	5th	3.0	3	3-2	1-2
Georgia State	Feb. 24	0-1-0	Campbell (L), Spivey, Vicens, Ballard, Angelakos, Gaudette	5th	5.0	9	9-8	1-4
Northwestern	Feb. 27	0-0-0	Gaudette, Buursema	5th	2.2	1	0-0	1-3
Northwestern	Feb. 28	0-0-1	Lankie (S)	5th	3.0	1	0-0	1-4
Northwestern	March 1	1-0-0	Gaudette, Shadek (W), Spivey, Barfield, Campbell	1st	8.2	7	2-2	4-11
vs Georgia State	March 3	0-0-1	Willcox, Spivey (S)	6th	4.0	2	1-1	2-2
Virginia Tech	March 6	1-0-0	Ballard (W), Campbell	4th	4.0	1	0-0	1-6
Virginia Tech	March 7	1-0-0	Blakely, Gaudette (W), Barfield, Vicens	5th	4.1	5	0-0	2-5
Virginia Tech	March 8	0-1-0	Gaudette, Spivey, Lankie, Buursema (L), Shadek, Campbell	3rd	6.2	12	7-7	4-11
West Georgia	March 10	1-0-0	McKelvey (W), Willcox, Buursema	4th	3.2	0	0-0	2-6
at Clemson	March 12	0-0-0	Lankie	7th	1.0	1	0-0	0-0
at Clemson	March 13	1-0-0	Patel (W), Gaudette, Ballard	5th	4.2	4	1-1	2-4
at Clemson	March 14	0-0-0	McKelvey, Spivey, Vicens, Underwood, Barfield, Shadek, Campbell, Willcox	5th	4.2	7	7-5	8-3
at Auburn	March 17	0-0-0	Lankie, Barfield, Gaudette, Campbell, Ballard, Shadek	2nd	6.2	6	5-5	5-8
at Pitt	March 20	1-0-1	McKelvey (W), Gaudette, Patel (S)	5th	4.0	2	3-3	5-4
at Pitt	March 21	0-0-0	Ballard, Willcox, Buursema, Vicens, Barfield	2nd	7.0	7	9-9	7-7
at Pitt	March 22	0-0-0	Barfield, Lankie, Shadek	5th	3.0	4	4-4	2-5
NC State	March 27	0-0-1	Patel (S)	8th	1.2	1	0-0	0-2
NC State	March 28	1-0-1	Loy, Gaudette (W), Barfield (S)	3rd	6.2	4	1-1	2-6
NC State	March 29	0-0-0	Shadek	8th	1.0	0	0-0	0-3
Auburn	March 31	1-0-0	Lankie, Campbell, Loy, Barfield, Willcox, Ballard, Spivey	2nd	6.1	2	0-0	2-7
at Cal	April 2	0-0-0	McKelvey, Angelakos	5th	3.0	3	2-2	3-3
at Cal	April 3	1-0-0	Barfield, Lankie, Spivey, Willcox	5th	5.0	3	1-0	0-7
at Cal	April 4	0-0-0	Gaudette, Shadek, Patel	6th	3.2	5	3-3	2-4
Kennesaw State	April 7	1-0-0	Loy, Ballard (W), Barfield, Spivey, Vicens, Angelakos	2nd	8.0	4	1-1	1-12
Florida State	April 9	0-0-1	Patel (S)	7th	3.0	3	0-0	0-0
Florida State	April 10	1-0-1	Gaudette (W), Loy (S)	5th	5.0	4	2-2	2-6
Florida State	April 11	0-0-0	Lankie, Barfield	6th	2.0	0	0-0	2-3
Georgia Southern	April 14	1-0-0	Ballard, Barfield, Lankie, Shadek, Spivey, Gaudette, Angelakos	2nd	8.0	10	5-4	4-9
at North Carolina	April 17	0-0-0	Shadek, Barfield, Gaudette, Vicens, Loy	3rd	5.2	4	0-0	2-8
at North Carolina	April 18	0-0-0	Loy, McKelvey, Angelakos, Campbell, Willcox	3rd	5.2	7	7-7	8-5
at North Carolina	April 19	1-0-1	Gaudette (W), Patel (S)	3rd	6.1	4	0-0	2-3
vs. Georgia	April 21	0-0-0	Lankie, Barfield	5th	2.2	2	0-0	0-4
Wake Forest	April 24	0-0-1	Barfield, Patel (S)	6th	4.0	3	1-1	2-4
Wake Forest	April 25	1-0-0	Lankie, Campbell, Angelakos, Underwood (W)	1st	8.2	9	6-6	4-11
Wake Forest	April 26	1-0-1	Barfield, Loy (W), Gaudette (S)	5th	5.0	3	1-1	2-4
at Kennesaw St	April 28	1-0-1	Vicens, Spivey (W), Shadek, Patel (S)	2nd	8.0	6	7-7	3-8
Xavier	May 1	0-1-0	Loy, Gaudette (L)	6th	5.0	6	5-5	2-7
Xavier	May 2	1-0-0	Barfield (W), Lankie, Underwood	5th	5.0	7	4-4	1-9
Xavier	May 3	1-0-0	Angelakos, Gaudette (W), Loy, Campbell, Shadek	5th	5.0	4	4-4	1-8

- The Tech bullpen set a season high with a 12.1 inning scoreless streak over the course of the four games from Feb. 24-March 1.
- The Tech bullpen did not allow a run over 2.2 innings against Georgia, the 16th scoreless outing for them this season.
- The GT bullpen has allowed two or fewer earned runs in 31 games this season.

2026 Season Summary

(As of May 5, 2026)

Georgia Tech Season Summary

Record: 39-8 Home: 27-3 Away: 11-5 Neutral: 1-0 Conference: 19-5
 Extra Inn: 1-1 Vs. Ranked: 11-4

DATE	OPPONENT	SCORE	PLAYER	AVG	SLUG	OBP	GP	AB	R	H	2B	3B	HR	RBI	BB	K	SB	CS	E	
02-13	Bowling Green	W 11-5	ADVINCULA, Jarren	.422	.613	.493	47	199	51	84	10	2	8	58	22	15	10	1	1	
02-14	Bowling Green	W 27-4	KERCE, Carson	.379	.621	.471	47	174	50	66	25	1	5	37	25	25	2	0	8	
02-14	Bowling Green	W 12-2	LACKEY, Vahn	.371	.682	.491	47	170	58	63	13	2	12	54	39	30	9	1	2	
02-17	at Georgia Southern	W 25-1	BURRESS, Drew	.367	.643	.481	47	196	63	72	18	3	10	45	36	33	6	4	2	
02-20	Stony Brook	W 14-5	BAKER, Will	.357	.662	.480	46	154	52	55	18	1	9	43	35	24	1	0	2	
02-20	Stony Brook	W 10-5	HERNANDEZ, Alex	.353	.536	.468	41	153	42	54	7	0	7	35	30	44	2	0	2	
02-21+	Stony Brook	W 6-5	ZUCKERMAN, Ryan	.349	.743	.442	47	175	51	61	13	1	18	58	27	67	1	0	6	
02-22	Stony Brook	W 21-3	SCHMIDT, Kent	.331	.496	.477	39	127	39	42	6	0	5	38	35	32	2	0	3	
02-24	Georgia State	L 4-9	DANIEL, Caleb	.298	.603	.380	42	121	31	36	10	0	9	27	13	39	0	0	0	
02-27	Northwestern	W 17-3	ROGERS, Drew	.254	.535	.372	29	71	22	18	2	0	6	24	6	26	0	0	3	
02-28	Northwestern	W 13-3																		
03-01	Northwestern	W 14-6																		
03-03	at Georgia St.	W 4-1																		
03-06*	Virginia Tech	W 16-1	NEISES, Tyler	.667	.667	.750	3	3	2	2	0	0	0	0	1	1	0	0	0	
03-07*	Virginia Tech	W 14-5	COUPET, Nathanael	.500	.750	.533	12	12	6	6	0	0	1	9	1	5	0	0	0	
03-08*	Virginia Tech	L 6-9	DEE, Michael	.500	.500	.600	6	4	3	2	0	0	0	1	1	2	0	0	0	
03-10	West Georgia	W 14-0	HARTWELL, Judson	.500	.500	.600	4	4	2	2	0	0	0	1	1	0	0	0	0	
03-12*	at Clemson	W 10-0	STEPHENSON, Dominic	.500	1.000	.667	4	4	2	2	0	1	0	3	1	2	0	0	0	
03-13*	at Clemson	W 9-3	BROSIUS, Parker	.310	.619	.492	39	42	9	13	4	0	3	18	15	10	3	0	0	
03-14*	at Clemson	L 7-13	LEWIS, Coleman	.273	.409	.385	12	22	6	6	0	0	1	4	4	9	0	0	0	
03-17	at Auburn	L 2-9	BROWN, Cade	.273	.273	.429	9	11	3	3	0	0	0	1	2	4	0	0	2	
03-20*	at Pitt	W 11-9																		
03-21*	at Pitt	L 9-14																		
03-22*	at Pitt	W 12-4																		
03-27*	NC State	W 3-1																		
03-28*	NC State	W 6-4																		
03-29*	NC State	W 10-0																		
03-31	Auburn	W 13-3																		
04-02*	at California	W 17-2																		
04-03*	at California	W 7-2																		
04-04*	at California	W 9-3																		
04-07	Kennesaw State	W 11-4																		
04-09*	Florida St.	W 4-3																		
04-10*	Florida St.	W 8-3																		
04-11*	Florida St.	W 17-3																		
04-14	Georgia Southern	W 13-9																		
04-17*	at North Carolina	L 2-5																		
04-18*	at North Carolina	L 4-14																		
04-19*	at North Carolina	W 5-2																		
04-21-	vs. Georgia	W 14-4																		
04-24*	Wake Forest	W 6-5																		
04-25*	Wake Forest	W 14-11																		
04-26*	Wake Forest	W 6-5																		
04-28	at Kennesaw St.	W 10-7																		
05-01+	Xavier	L 4-8																		
05-02	Xavier	W 7-5																		
05-03	Xavier	W 14-6																		

* Conf Game; - Neutral Site; + Extra Innings; ^ Postseason; (F) Forfeit

LOB - Team (404), Opp (350). DPs turned - Team (25), Opp (38). CI - Team (0), Opp (0). IBB - Team (4): ZUCKERMAN, Ryan (1)
 ;ADVINCULA, Jarren (1);LACKEY, Vahn (1);BAKER, Will (1) . Picked off - Team (5): BURRESS, Drew (2);SCHMIDT, Kent (1)
 ;LACKEY, Vahn (1);KERCE, Carson (1) .

PLAYER	ERA	W-L	APP	GS	CG	SHO	SV	IP	H	R	ER	BB	K	AVG	HR
PATEL, Mason	2.77	2-0	10	2	0	0	6	26.0	27	8	8	7	19	.278	0
BLAKELY, Jackson	3.18	5-1	11	9	0	1	0	45.1	41	17	16	12	49	.238	6
LOY, Dylan	3.38	3-1	16	5	0	0	1	40.0	36	19	15	13	42	.235	7
BALLARD, Carson	3.67	5-0	13	3	0	0	0	27.0	32	13	11	12	31	.294	4
MCKEE, Tate	4.18	7-1	12	12	0	1	0	56.0	51	29	26	31	64	.239	13
ANGELAKOS, Dimitri	4.44	1-1	12	3	0	1	0	24.1	23	12	12	4	20	.245	6
SHADEK, Justin	5.82	1-0	14	2	0	1	0	21.2	19	18	14	15	36	.235	3
BUURSEMA, Porter	6.20	0-2	10	4	0	1	0	20.1	15	15	14	19	29	.208	2
UNDERWOOD, Cooper	7.32	2-0	9	6	0	0	0	19.2	19	16	16	12	22	.268	3
WILLCOX, Charlie	10.38	0-0	10	1	0	1	0	13.0	21	17	15	9	13	.339	1
BARFIELD, Brett	1.89	3-0	19	0	0	0	1	19.0	13	4	4	7	26	.186	1
GAUDETTE, Caden	3.86	5-1	19	0	0	0	1	25.2	17	11	11	9	24	.189	5
CAMPBELL, Kayden	5.79	2-1	12	0	0	0	0	9.1	9	6	6	7	10	.265	0
LANKIE, Jake	5.89	0-0	14	0	0	1	1	18.1	26	14	12	5	23	.325	4
SPIVEY, Caden	8.16	1-0	12	0	0	0	1	14.1	14	13	13	12	19	.259	2
MCKELVEY, Adam	9.45	2-0	8	0	0	1	0	6.2	6	7	7	7	11	.250	2
VICENS, Jamie	10.29	0-0	9	0	0	0	0	7.0	5	9	8	9	13	.200	1
Totals	4.76	39-8	47	0	3	11	393.2	374	228	208	190	451	249	.249	60
Opponents	10.75	8-39	47	0	0	4	372.2	587	492	445	294	368	357	.357	94

PB - Team(6): LACKEY, Vahn (4);ROGERS, Drew (2) , Opp (9). Pickoffs - Team(9): UNDERWOOD, Cooper (2);SPIVEY, Caden (1)
 ;BALLARD, Carson (1);PATEL, Mason (1);LOY, Dylan (1);ANGELAKOS, Dimitri (1);BUURSEMA, Porter (1) , Opp (5). SBA/ATT -
 LACKEY, Vahn (28-33);ROGERS, Drew (21-29);BLAKELY, Jackson (2-2);VICENS, James (2-2);WILLCOX, Charlie (1-1)
 ;SHADEK, Justin (1-1);ANGELAKOS, Dimitri (1-1) .

SCORE BY INNINGS	1	2	3	4	5	6	7	8	9	EX	TOTAL
Georgia Tech	77	62	81	41	78	74	49	28	1	1	492
Opponents	46	44	11	24	39	16	22	14	8	4	228

Overall Stats

Georgia Tech Overall Statistics

Record: 39-8 Home: 27-3 Away: 11-5 Neutral: 1-0 Conference: 19-5
 Extra Inn: 1-1 Vs. Ranked: 11-4

PLAYER	AVG	GP-GS	AB	R	H	2B	3B	HR	XB	RBI	TB	SLG	BB	HP	K	GDP	OB%	SF	SH	SB-ATT	PO	A	E	FLD%		
ADVINCULA, Jarren	.422	47-47	199	51	84	10	2	8	20	58	122	.613	22	7	15	1	.493	1	1	10-11	63	84	1	.993		
KERCE, Carson	.379	47-47	174	50	66	25	1	5	31	37	108	.621	25	5	25	7	.471	0	1	2-2	50	106	8	.951		
LACKEY, Vahn	.371	47-47	170	58	63	13	2	12	27	54	116	.682	39	4	30	7	.491	3	0	9-10	289	24	2	.994		
BURRESS, Drew	.367	47-47	196	63	72	18	3	10	31	45	126	.643	36	7	33	2	.481	0	0	6-10	93	4	2	.980		
BAKER, Will	.357	46-44	154	52	55	18	1	9	28	43	102	.662	35	4	24	7	.480	3	3	1-1	29	4	2	.943		
HERNANDEZ, Alex	.353	41-41	153	42	54	7	0	7	14	35	82	.536	30	4	44	2	.468	1	0	2-2	102	10	2	.982		
ZUCKERMAN, Ryan	.349	47-47	175	51	61	13	1	18	32	58	130	.743	27	4	67	3	.442	2	0	1-1	23	79	6	.944		
SCHMIDT, Kent	.331	39-39	127	39	42	6	0	5	11	38	63	.496	35	6	32	4	.477	6	0	2-2	258	11	3	.989		
DANIEL, Caleb	.298	42-31	121	31	36	10	0	9	19	27	73	.603	13	5	39	2	.380	3	0	0-0	41	0	0	1.000		
ROGERS, Drew	.254	29-18	71	22	18	2	0	6	8	24	38	.535	6	8	26	3	.372	1	0	0-0	158	16	3	.983		

NEISES, Tyler	.667	3-0	3	2	2	0	0	0	0	0	2	.667	1	0	1	0	.750	0	0	0-0	2	0	0	1.000		
COUPET, Nathanael	.500	12-1	12	6	6	0	0	1	1	9	9	.750	1	1	5	0	.533	1	0	0-0	14	1	0	1.000		
DEE, Michael	.500	6-0	4	3	2	0	0	0	0	1	2	.500	1	0	2	0	.600	0	0	0-0	2	2	0	1.000		
HARTWELL, Judson	.500	4-0	4	2	2	0	0	0	0	1	2	.500	1	0	0	0	.600	0	0	0-0	1	0	0	1.000		
STEPHENSON, Dominic	.500	4-0	4	2	2	0	1	0	1	3	4	1.000	1	1	2	0	.667	0	0	0-0	7	0	0	1.000		
BROSIUS, Parker	.310	39-12	42	9	13	4	0	3	7	18	26	.619	15	2	10	1	.492	2	2	3-3	24	0	0	1.000		
LEWIS, Coleman	.273	12-2	22	6	6	0	0	1	1	4	9	.409	4	0	9	0	.385	0	0	0-0	1	0	0	1.000		
BROWN, Cade	.273	9-0	11	3	3	0	0	0	0	1	3	.273	2	1	4	0	.429	0	0	0-0	10	2	2	.857		
Others																					14	51	6	.915		
Totals	.357	-	1642	492	587	126	11	94	231	456	1017	.619	294	59	368	39	.466	23	7	36-42	1181	394	37	.977		
Opponents	.249	-	1501	228	374	74	1	60	135	218	630	.420	190	47	451	25	.349	12	13	49-62	1119	373	50	.968		

LOB - Team (404), Opp (350). DPs turned - Team (25), Opp (38). CI - Team (0), Opp (0). IBB - Team (4): ZUCKERMAN, Ryan (1); ADVINCULA, Jarren (1); LACKEY, Vahn (1); BAKER, Will (1). Picked off - Team (5): BURRESS, Drew (2); SCHMIDT, Kent (1); LACKEY, Vahn (1); KERCE, Carson (1).

PLAYER	ERA	W-L	APP	GS	CG	SHO	SV	IP	H	R	ER	BB	K	WHIP	2B	3B	HR	AVG	WP	HP	BK	SFA	SHA	
PATEL, Mason	2.77	2-0	10	2	0	0	6	26.0	27	8	8	7	19	1.31	9	0	0	.278	0	1	0	0	3	
BLAKELY, Jackson	3.18	5-1	11	9	0	1	0	45.1	41	17	16	12	49	1.17	9	1	6	.238	3	10	0	2	1	
LOY, Dylan	3.38	3-1	16	5	0	0	1	40.0	36	19	15	13	42	1.23	1	0	7	.235	1	5	0	0	0	
BALLARD, Carson	3.67	5-0	13	3	0	0	0	27.0	32	13	11	12	31	1.63	7	0	4	.294	1	3	0	1	1	
MCKEE, Tate	4.18	7-1	12	12	0	1	0	56.0	51	29	26	31	64	1.46	5	0	13	.239	5	3	0	0	0	
ANGELAKOS, Dimitri	4.44	1-1	12	3	0	1	0	24.1	23	12	12	4	20	1.11	6	0	6	.245	1	4	0	0	0	
SHADEK, Justin	5.82	1-0	14	2	0	1	0	21.2	19	18	14	15	36	1.57	5	0	3	.235	1	3	0	1	3	
BUURSEMA, Porter	6.20	0-2	10	4	0	1	0	20.1	15	15	14	19	29	1.67	3	0	2	.208	4	0	0	1	1	
UNDERWOOD, Cooper	7.32	2-0	9	6	0	0	0	19.2	19	16	16	12	22	1.58	7	0	3	.268	0	5	0	3	1	
WILLCOX, Charlie	10.38	0-0	10	1	0	1	0	13.0	21	17	15	9	13	2.31	5	0	1	.339	1	4	0	0	0	

BARFIELD, Brett	1.89	3-0	19	0	0	0	1	19.0	13	4	4	7	26	1.05	2	0	1	.186	1	1	0	0	0	
GAUDETTE, Caden	3.86	5-1	19	0	0	0	1	25.2	17	11	11	9	24	1.01	1	0	5	.189	1	2	0	0	2	
CAMPBELL, Kayden	5.79	2-1	12	0	0	0	0	9.1	9	6	6	7	10	1.71	3	0	0	.265	0	1	1	0	0	
LANKIE, Jake	5.89	0-0	14	0	0	1	1	18.1	26	14	12	5	23	1.69	6	0	4	.325	0	1	0	1	0	
SPIVEY, Caden	8.16	1-0	12	0	0	0	1	14.1	14	13	13	12	19	1.81	4	0	2	.259	2	2	0	0	0	
MCKELVEY, Adam	9.45	2-0	8	0	0	1	0	6.2	6	7	7	7	11	1.95	1	0	2	.250	0	1	0	2	0	
VICENS, Jamie	10.29	0-0	9	0	0	0	0	7.0	5	9	8	9	13	2.00	0	0	1	.200	2	1	0	1	1	
Totals	4.76	39-8	47	0	3	11	4	393.2	374	228	208	190	451	1.43	74	1	60	.249	23	47	1	12	13	
Opponents	10.75	8-39	47	0	0	4	4	372.2	587	492	445	294	368	2.36	126	11	94	.357	46	59	3	23	7	

PB - Team(6): LACKEY, Vahn (4); ROGERS, Drew (2), Opp (9). Pickoffs - Team(9): UNDERWOOD, Cooper (2); SPIVEY, Caden (1); BALLARD, Carson (1); PATEL, Mason (1); LOY, Dylan (1); ANGELAKOS, Dimitri (1); BUURSEMA, Porter (1), Opp (5). SBA/ATT - LACKEY, Vahn (28-33); ROGERS, Drew (21-29); BLAKELY, Jackson (2-2); VICENS, James (2-2); WILLCOX, Charlie (1-1); SHADEK, Justin (1-1); ANGELAKOS, Dimitri (1-1).

Record: 19-5 Home: 11-1 Away: 8-4 Neutral: 0-0 Conference: 19-5
 Extra Inn: 0-0 Vs. Ranked: 9-3

PLAYER	AVG	GP-GS	AB	R	H	2B	3B	HR	XB	RBI	TB	SLG	BB	HP	K	GDP	OB%	SF	SH	SB-ATT	PO	A	E	FLD%
ADVINCULA, Jarren	.465	24-24	101	26	47	8	2	3	13	28	68	.673	12	2	10	0	.526	1	0	4-5	40	44	0	1.000
KERCE, Carson	.351	24-24	94	19	33	11	0	3	14	24	53	.564	7	2	16	4	.408	0	1	1-1	26	66	5	.948
BURRESS, Drew	.320	24-24	103	33	33	7	1	5	13	18	57	.553	16	2	24	1	.421	0	0	1-3	49	1	0	1.000
BAKER, Will	.319	23-22	72	26	23	8	1	7	16	19	54	.750	17	2	16	3	.462	0	3	0-0	7	3	1	.909
LACKEY, Vahn	.307	24-24	88	32	27	6	0	6	12	21	51	.580	21	1	16	7	.445	0	0	4-4	171	12	1	.995
SCHMIDT, Kent	.295	24-24	78	19	23	4	0	3	7	28	36	.462	20	2	24	1	.433	4	0	2-2	174	9	1	.995
ZUCKERMAN, Ryan	.284	24-24	88	22	25	6	0	5	11	23	46	.523	13	1	38	0	.379	1	0	1-1	15	45	2	.968
DANIEL, Caleb	.254	21-15	59	11	15	3	0	3	6	10	27	.458	5	2	21	0	.333	0	0	0-0	21	0	0	1.000
HERNANDEZ, Alex	.253	23-23	87	14	22	2	0	3	5	15	33	.379	19	1	31	1	.389	1	0	0-0	36	5	1	.976
BROSIOUS, Parker	.211	19-8	19	4	4	1	0	2	3	4	11	.579	10	2	5	1	.516	0	1	0-0	12	0	0	1.000

BROWN, Cade	.333	2-0	3	1	1	0	0	0	0	0	1	.333	0	0	0	0	.333	0	0	0-0	3	1	0	1.000
COUPET, Nathanael	.333	4-0	3	0	1	0	0	0	0	2	1	.333	1	0	2	0	.500	0	0	0-0	2	1	0	1.000
ROGERS, Drew	.167	9-3	18	4	3	0	0	1	1	3	6	.333	2	1	9	0	.286	0	0	0-0	40	4	0	1.000
LEWIS, Coleman	.167	3-1	6	1	1	0	0	1	1	1	4	.667	0	0	4	0	.167	0	0	0-0	0	0	0	.000
STEPHENSON, Dominic	.000	1-0	0	0	0	0	0	0	0	0	0	.000	1	0	0	0	.000	0	0	0-0	0	0	0	.000
Others																					6	15	4	.840
Totals	.315	-	819	212	258	56	4	42	102	196	448	.547	144	18	216	18	.425	7	5	13-16	602	206	15	.982
Opponents	.251	-	764	121	192	33	1	37	71	116	338	.442	114	21	207	16	.361	8	3	21-27	581	168	27	.965

LOB - Team (197), Opp (184). DPs turned - Team (16), Opp (17). CI - Team (0), Opp (0). IBB - Team (3): ADVINCULA, Jarren (1); LACKEY, Vahn (1); BAKER, Will (1). Picked off - Team (2): SCHMIDT, Kent (1); KERCE, Carson (1).

PLAYER	ERA	W-L	APP	GS	CG	SHO	SV	IP	H	R	ER	BB	K	WHIP	2B	3B	HR	AVG	WP	HP	BK	SFA	SHA	
UNDERWOOD, Cooper	2.45	1-0	3	1	0	0	0	7.1	3	2	2	5	9	1.09	1	0	0	.136	0	2	0	2	0	
BLAKELY, Jackson	3.67	4-1	8	7	0	1	0	34.1	33	15	14	10	29	1.25	9	1	5	.250	2	6	0	2	0	
MCKEE, Tate	4.30	5-1	8	8	0	1	0	37.2	35	20	18	22	41	1.51	3	0	9	.241	3	1	0	0	0	
LOY, Dylan	5.12	1-1	8	3	0	0	1	19.1	22	15	11	9	15	1.60	0	0	6	.286	1	3	0	0	0	
BUURSEMA, Porter	8.22	0-2	6	4	0	0	0	15.1	14	15	14	13	20	1.76	3	0	2	.250	3	0	0	1	1	
SHADEK, Justin	10.80	0-0	7	1	0	1	0	8.1	11	12	10	10	14	2.52	1	0	2	.314	0	2	0	1	1	

PATEL, Mason	0.54	1-0	7	0	0	0	5	16.2	13	1	1	4	11	1.02	4	0	0	.220	0	1	0	0	1	
BARFIELD, Brett	1.00	1-0	10	0	0	0	1	9.0	5	1	1	5	11	1.11	1	0	1	.156	1	0	0	0	0	
GAUDETTE, Caden	2.12	4-0	10	0	0	0	1	17.0	7	4	4	7	14	0.82	0	0	3	.123	0	1	0	0	0	
ANGELAKOS, Dimitri	2.70	0-0	3	0	0	0	0	6.2	6	2	2	3	7	1.35	2	0	2	.240	1	1	0	0	0	
CAMPBELL, Kayden	3.60	0-0	5	0	0	0	0	5.0	3	2	2	3	7	1.20	0	0	0	.176	0	0	0	0	0	
VICENS, Jamie	5.40	0-0	4	0	0	0	0	1.2	0	1	1	3	4	1.80	0	0	0	.000	1	0	0	0	0	
BALLARD, Carson	6.00	1-0	3	0	0	0	0	6.0	6	4	4	3	6	1.50	1	0	1	.250	0	2	0	0	0	
LANKIE, Jake	9.95	0-0	6	0	0	1	0	6.1	14	8	7	3	7	2.68	3	0	3	.438	0	1	0	0	0	
SPIVEY, Caden	12.27	0-0	3	0	0	0	0	3.2	6	5	5	3	4	2.45	2	0	0	.400	0	0	0	0	0	
WILLCOX, Charlie	17.18	0-0	4	0	0	0	0	3.2	9	7	7	5	5	3.82	3	0	1	.450	0	0	0	0	0	
MCKELVEY, Adam	23.63	1-0	4	0	0	0	0	2.2	5	7	7	6	3	4.12	0	0	2	.455	0	1	0	2	0	
Totals	4.93	19-5	24	0	2	8	200.2	192	121	110	114	207	1.52	33	1	37	.251	12	21	0	8	3		
Opponents	8.50	5-19	24	0	0	3	193.2	258	212	183	144	216	2.08	56	4	42	.315	25	18	2	7	5		

PB - Team(3): LACKEY, Vahn (3), Opp (5). Pickoffs - Team(4): LOY, Dylan (1); ANGELAKOS, Dimitri (1); BUURSEMA, Porter (1), Opp (2). SBA/ATT - LACKEY, Vahn (13-17); ROGERS, Drew (8-10); BLAKELY, Jackson (2-2); VICENS, James (1-1).

PITCHING SITUATIONAL

PLAYER	vs left			vs right			runners on			bases emp			leadoff			2outs			fly	gnd	fly/	GDP
	H	AB	AVG	H	AB	AVG	H	AB	AVG	H	AB	AVG	ADV	OPS	PCT	H	AB	AVG	OUT	OUT	GND	
43 ANGELAKOS, Dimitri	11	37	.297	12	55	.218	6	34	.176	17	60	.283	10	27	.370	4	25	.160	32	19	1.7	1
21 BALLARD, Carson	16	40	.400	16	69	.232	13	61	.213	19	48	.396	12	28	.429	7	32	.219	24	20	1.2	3
32 BARFIELD, Brett	7	31	.226	6	39	.154	6	40	.150	7	30	.233	8	16	.500	4	23	.174	18	12	1.5	0
24 BLAKELY, Jackson	22	70	.314	19	100	.190	15	74	.203	26	98	.265	17	47	.362	13	56	.232	43	39	1.1	1
99 BUURSEMA, Porter	7	23	.304	8	49	.163	10	38	.263	5	34	.147	11	22	.500	3	21	.143	11	17	0.6	1
49 CAMPBELL, Kayden	5	18	.278	4	15	.267	5	14	.357	4	20	.200	3	10	.300	3	13	.231	7	8	0.9	0
18 GAUDETTE, Caden	8	33	.242	9	57	.158	7	43	.163	10	47	.213	5	19	.263	6	35	.171	20	29	0.7	1
35 LANKIE, Jake	16	31	.516	10	48	.208	13	42	.310	13	38	.342	8	18	.444	6	27	.222	12	17	0.7	1
37 LOY, Dylan	14	61	.230	22	89	.247	15	66	.227	21	87	.241	12	41	.293	8	46	.174	34	37	0.9	2
22 MCKEE, Tate	27	89	.303	24	118	.203	18	95	.189	33	118	.280	25	59	.424	10	64	.156	42	53	0.8	6
55 MCKELVEY, Adam	0	6	.000	6	17	.353	4	16	.250	2	8	.250	3	5	.600	2	9	.222	8	1	8.0	0
29 PATEL, Mason	12	38	.316	14	57	.246	11	50	.220	16	47	.340	11	25	.440	6	31	.194	27	24	1.1	2
31 SHADEK, Justin	10	33	.303	8	47	.170	10	38	.263	9	43	.209	7	20	.350	11	33	.333	12	13	0.9	0
20 SPIVEY, Caden	6	20	.300	8	34	.235	8	28	.286	6	26	.231	5	14	.357	3	16	.188	12	8	1.5	0
15 UNDERWOOD, Cooper	9	34	.265	10	33	.303	11	25	.440	8	46	.174	5	21	.238	8	25	.320	18	15	1.2	1
26 VICENS, Jamie	2	8	.250	3	17	.176	4	12	.333	1	13	.077	4	9	.444	1	6	.167	5	2	2.5	0
16 WILLCOX, Charlie	10	21	.476	11	41	.268	17	40	.425	4	22	.182	5	13	.385	10	23	.435	11	15	0.7	0
Totals	182	593	.307	190	885	.215	173	716	.242	201	785	.256	151	394	.383	105	485	.216	336	329	1.0	19
Opponents	225	626	.359	362	1016	.356	351	931	.377	236	711	.332	174	375	.464	209	557	.375	354	331	1.1	31

PLAYER	AP	GS	IP/APP	H/G	R/G	ER/G	BB/G	K/G	K/BB	2B/G	3B/G	HR/G	FO/G	GO/G	BF/G	SBA	ATT	PCT
43 ANGELAKOS, Dimitri	12	3	2.03	8.51	4.44	4.44	1.48	7.40	5.00	2.22	0.00	2.22	11.84	7.03	37.73	1	1	1.000
21 BALLARD, Carson	13	3	2.08	10.67	4.33	3.67	4.00	10.33	2.58	2.33	0.00	1.33	8.00	6.67	42.00	0	0	0
32 BARFIELD, Brett	19	0	1.00	6.16	1.89	1.89	3.32	12.32	3.71	0.95	0.00	0.47	8.53	5.68	36.95	0	0	0
24 BLAKELY, Jackson	11	9	4.12	8.14	3.38	3.18	2.38	9.73	4.08	1.79	0.20	1.19	8.54	7.74	39.11	2	2	1.000
99 BUURSEMA, Porter	10	4	2.03	6.64	6.64	6.20	8.41	12.84	1.53	1.33	0.00	0.89	4.87	7.52	41.16	0	0	0
49 CAMPBELL, Kayden	12	0	0.78	8.68	5.79	5.79	6.75	9.64	1.43	2.89	0.00	0.00	6.75	7.71	40.50	0	0	0
18 GAUDETTE, Caden	19	0	1.35	5.96	3.86	3.86	3.16	8.42	2.67	0.35	0.00	1.75	7.01	10.17	36.12	0	0	0
35 LANKIE, Jake	14	0	1.31	12.76	6.87	5.89	2.45	11.29	4.60	2.95	0.00	1.96	5.89	8.35	42.71	0	0	0
37 LOY, Dylan	16	5	2.50	8.10	4.27	3.38	2.93	9.45	3.23	0.23	0.00	1.58	7.65	8.33	38.70	0	0	0
22 MCKEE, Tate	12	12	4.67	8.20	4.66	4.18	4.98	10.29	2.06	0.80	0.00	2.09	6.75	8.52	39.70	0	0	0
55 MCKELVEY, Adam	8	0	0.83	8.10	9.45	9.45	9.45	14.85	1.57	1.35	0.00	2.70	10.80	1.35	45.90	0	0	0
29 PATEL, Mason	10	2	2.60	9.35	2.77	2.77	2.42	6.58	2.71	3.12	0.00	0.00	9.35	8.31	37.38	0	0	0
31 SHADEK, Justin	14	2	1.55	7.89	7.48	5.82	6.23	14.95	2.40	2.08	0.00	1.25	4.98	5.40	42.78	1	1	1.000
20 SPIVEY, Caden	12	0	1.19	8.79	8.16	8.16	7.54	11.93	1.58	2.51	0.00	1.26	7.54	5.02	42.70	0	0	0
15 UNDERWOOD, Cooper	9	6	2.19	8.69	7.32	7.32	5.49	10.07	1.83	3.20	0.00	1.37	8.24	6.86	42.10	0	0	0
26 VICENS, Jamie	9	0	0.78	6.43	11.57	10.29	11.57	16.71	1.44	0.00	0.00	1.29	6.43	2.57	47.57	2	2	1.000
16 WILLCOX, Charlie	10	1	1.30	14.54	11.77	10.38	6.23	9.00	1.44	3.46	0.00	0.69	7.62	10.38	51.92	1	1	1.000
Totals	47	47	8.38	8.55	5.21	4.76	4.34	10.31	2.37	1.69	0.02	1.37	7.68	7.52	40.33	49	62	.790
Opponents	47	47	7.93	14.18	11.88	10.75	7.10	8.89	1.25	3.04	0.27	2.27	8.55	7.99	48.93	36	42	.857

Pitching averages based on 9-inning game.

STARTING PITCHING

Starters (Stats from starts only)

PLAYER	GP-GS	ERA	W-L	IP	H	R	ER	BB	K	2B	3B	HR	AVG	BF	WP	HP	BK	SFA	SHA
BLAKELY, Jackson	11-9	3.57	4-1	40.1	35	17	16	12	42	7	1	6	.232	175	2	9	0	2	1
ANGELAKOS, Dimitri	12-3	3.72	1-1	9.2	9	4	4	1	8	2	0	2	.243	39	0	1	0	0	0
MCKEE, Tate	12-12	4.18	7-1	56.0	51	29	26	31	64	5	0	13	.239	247	5	3	0	0	0
BALLARD, Carson	13-3	4.82	1-0	9.1	14	5	5	5	10	3	0	3	.350	45	0	0	0	0	0
LOY, Dylan	16-5	6.19	1-1	16.0	25	15	11	3	15	1	0	6	.347	77	1	2	0	0	0
PATEL, Mason	10-2	7.56	1-0	8.1	13	7	7	3	8	5	0	0	.382	39	0	0	0	0	2
BUURSEMA, Porter	10-4	8.03	0-1	12.1	13	12	11	10	17	2	0	2	.271	58	3	0	0	0	0
UNDERWOOD, Cooper	9-6	10.38	1-0	13.0	16	15	15	10	13	5	0	2	.320	67	0	4	0	2	1
SHADEK, Justin	14-2	23.15	0-0	2.1	4	8	6	3	3	1	0	2	.400	15	1	1	0	0	1
WILLCOX, Charlie	10-1	27.00	0-0	1.0	3	3	3	1	0	1	0	0	.500	9	0	2	0	0	0
		5.56	16-5	168.1	183	115	104	79	180	32	1	36	.277	771	12	22	0	4	5

BULLPEN

Non-starters (Stats from non-starts only)

PLAYER	GP-GS	ERA	W-L	IP	H	R	ER	BB	K	2B	3B	HR	AVG	BF	WP	HP	BK	SFA	SHA
BLAKELY, Jackson	11-9	0.00	1-0	5.0	6	0	0	0	7	2	0	0	.286	22	1	1	0	0	0
PATEL, Mason	10-2	0.51	1-0	17.2	14	1	1	4	11	4	0	0	.222	69	0	1	0	0	1
UNDERWOOD, Cooper	9-6	1.35	1-0	6.2	3	1	1	2	9	2	0	1	.143	25	0	1	0	1	0
LOY, Dylan	16-5	1.50	2-0	24.0	11	4	4	10	27	0	0	1	.136	95	0	3	0	0	0
BARFIELD, Brett	19-0	2.16	3-0	16.2	13	4	4	7	26	2	0	1	.186	78	1	1	0	0	0
BALLARD, Carson	13-3	3.06	4-0	17.2	18	8	6	7	21	4	0	1	.261	81	1	3	0	1	1
BUURSEMA, Porter	10-4	3.38	0-1	8.0	2	3	3	9	12	1	0	0	.083	35	1	0	0	1	1
SHADEK, Justin	14-2	3.72	1-0	19.1	15	10	8	12	33	4	0	1	.211	88	0	2	0	1	2
GAUDETTE, Caden	19-0	4.71	5-1	21.0	17	11	11	9	24	1	0	5	.189	103	1	2	0	0	2
ANGELAKOS, Dimitri	12-3	4.91	0-0	14.2	14	8	8	3	12	4	0	4	.246	63	1	3	0	0	0
LANKIE, Jake	14-0	5.89	0-0	18.1	26	14	12	5	23	6	0	4	.325	87	0	1	0	1	0
CAMPBELL, Kayden	12-0	7.71	2-1	7.0	9	6	6	7	10	3	0	0	.265	42	0	1	1	0	0
SPIVEY, Caden	12-0	8.16	1-0	14.1	14	13	13	12	19	4	0	2	.259	68	2	2	0	0	0
WILLCOX, Charlie	10-1	9.00	0-0	12.0	18	14	12	8	13	4	0	1	.321	66	1	2	0	0	0
MCKELVEY, Adam	8-0	9.45	2-0	6.2	6	7	7	7	11	1	0	2	.250	34	0	1	0	2	0
VICENS, Jamie	9-0	10.29	0-0	7.0	5	9	8	9	13	0	0	1	.200	37	2	1	0	1	1
		4.15	23-3	225.1	191	113	104	111	271	42	0	24	.227	993	11	25	1	8	8

BATTING SITUATIONAL

PLAYER	vs left			vs right			runners on			bases emp			bases ldd			leadoff			fly	gnd	fly/
	H	AB	AVG	H	AB	AVG	H	AB	AVG	H	AB	AVG	H	AB	AVG	RCH	OP	PCT	OUT	OUT	GND
2 ADVINCULA, Jarren	27	62	.435	54	133	.406	59	120	.492	25	79	.316	2	8	.250	17	34	.500	43	48	0.9
7 BAKER, Will	17	50	.340	37	102	.363	29	87	.333	26	67	.388	4	7	.571	14	25	.560	33	40	0.8
1 BROSIUS, Parker	9	19	.474	4	23	.174	8	22	.364	5	20	.250	1	1	1.000	5	10	.500	16	6	2.7
14 BROWN, Cade	2	3	.667	1	8	.125	2	6	.333	1	5	.200	0	1	.000	0	1	.000	3	1	3.0
8 BURRESS, Drew	18	57	.316	53	136	.390	38	100	.380	34	96	.354	1	7	.143	34	64	.531	55	26	2.1
19 COUPET, Nathanael	3	7	.429	3	5	.600	6	9	.667	0	3	0.000	1	1	1.000	0	0	-	1	1	1.0
6 DANIEL, Caleb	11	27	.407	25	92	.272	16	62	.258	20	59	.339	2	4	.500	12	31	.387	29	14	2.1
0 DEE, Michael	1	3	.333	1	1	1.000	2	3	.667	0	1	.000	1	2	.500	0	1	.000	0	0	-
41 HARTWELL, Judson	1	1	1.000	1	3	.333	2	2	1.000	0	2	0.000	0	0	-	1	2	.500	1	0	-
4 HERNANDEZ, Alex	11	39	.282	43	111	.387	32	82	.390	22	71	.310	3	4	.750	10	31	.323	26	25	1.0
3 KERCE, Carson	20	50	.400	45	120	.375	30	90	.333	36	84	.429	2	8	.250	19	43	.442	36	39	0.9
25 LACKEY, Vahn	20	48	.417	43	121	.355	41	107	.383	22	63	.349	3	8	.375	17	36	.472	38	29	1.3
9 LEWIS, Coleman	3	7	.429	3	15	.200	4	12	.333	2	10	.200	2	4	.500	2	3	.667	4	3	1.3
39 NEISES, Tyler	1	2	.500	1	1	1.000	2	3	.667	0	0	-	0	1	.000	1	1	1.000	0	0	-
34 ROGERS, Drew	9	27	.333	9	44	.205	14	45	.311	4	26	.154	1	4	.250	4	17	.235	18	8	2.3
10 SCHMIDT, Kent	9	42	.214	32	81	.395	29	78	.372	13	49	.265	5	14	.357	12	25	.480	28	26	1.1
5 STEPHENSON, Dominic	0	1	.000	2	3	.667	2	2	1.000	0	2	0.000	1	1	1.000	0	1	.000	0	0	-
11 ZUCKERMAN, Ryan	25	56	.446	34	116	.293	35	101	.347	26	74	.351	6	13	.462	26	50	.520	23	22	1.0
Totals	187	501	.373	391	1115	.351	351	931	.377	236	711	.332	35	88	.398	174	375	.464	354	288	1.2
Opponents	83	351	.236	291	1150	.253	173	716	.242	201	785	.256	9	42	.214	151	394	.383	336	309	1.1

PLAYER	pinch hit			RISP			R3rd LT2out			2outs			adv ops			2out rnr		rch rch			
	H	AB	AVG	H	AB	AVG	SUCC	OP	PCT	H	AB	AVG	ADV	OP	PCT	RBI	ADV	LOB	ERR	FC	KL
2 ADVINCULA, Jarren	0	0	-	37	73	.507	11	18	.611	30	74	.405	84	142	.592	22	0	44	2	12	3
7 BAKER, Will	0	1	.000	20	53	.377	13	21	.619	20	61	.328	54	114	.474	22	0	43	1	7	6
1 BROSIUS, Parker	1	4	.250	7	14	.500	5	9	.556	5	14	.357	23	38	.605	5	0	8	1	0	6
14 BROWN, Cade	3	6	.500	0	4	.000	1	3	.333	1	6	.167	4	9	.444	0	0	7	0	0	2
8 BURRESS, Drew	0	0	-	22	57	.386	4	7	.571	22	56	.393	61	122	.500	21	0	42	4	6	9
19 COUPET, Nathanael	3	4	.750	4	5	.800	3	4	.750	1	2	.500	10	12	.833	1	0	0	0	0	3
6 DANIEL, Caleb	3	6	.500	12	47	.255	6	16	.375	6	34	.176	32	77	.416	6	0	32	5	2	12
0 DEE, Michael	1	1	1.000	2	3	.667	1	1	1.000	1	2	.500	2	4	.500	0	0	3	0	0	0
41 HARTWELL, Judson	2	3	.667	2	2	1.000	0	0	-	1	1	1.000	2	2	1.000	1	0	0	1	0	0
4 HERNANDEZ, Alex	0	0	-	20	57	.351	5	15	.333	23	52	.442	52	105	.495	14	0	33	3	2	20
3 KERCE, Carson	0	0	-	19	56	.339	6	12	.500	22	60	.367	55	107	.514	17	0	45	4	5	7
25 LACKEY, Vahn	0	0	-	27	65	.415	9	18	.500	24	56	.429	78	136	.574	28	0	35	3	11	16
9 LEWIS, Coleman	2	6	.333	3	9	.333	0	2	.000	3	8	.375	6	13	.462	3	0	5	0	0	2
39 NEISES, Tyler	1	1	1.000	0	1	.000	0	0	-	1	2	.500	2	3	.667	0	0	3	0	0	1
34 ROGERS, Drew	1	5	.200	11	28	.393	3	4	.750	11	25	.440	22	55	.400	17	0	18	0	2	10
10 SCHMIDT, Kent	0	0	-	19	50	.380	15	20	.750	14	43	.326	51	106	.481	8	0	42	1	4	17
5 STEPHENSON, Dominic	1	1	1.000	2	2	1.000	1	1	1.000	1	2	.500	4	4	1.000	2	0	0	0	0	2
11 ZUCKERMAN, Ryan	0	0	-	20	63	.317	8	25	.320	23	59	.390	49	115	.426	27	0	44	2	2	15
Totals	18	38	.474	227	589	.385	91	177	.514	209	557	.375	591	1164	.508	194	0	404	27	53	131
Opponents	9	52	.173	99	403	.246	57	104	.548	105	485	.216	326	836	.390	70	0	350	23	39	125

TEAM GAME-BY-GAME - Hitting

(As of May 5, 2026)

Georgia Tech Team Game-by-Game Batting

DATE	OPPONENT	AB	R	H	RBI	2B	3B	HR	TB	AVG	BB	IBB	SB	CS	HBP	SAC	SF	GDP	K	LOB	PO	A	E
02-13	Bowling Green	35	11	13	11	3	0	2	22	.371	7	0	4	0	5	1	0	1	8	13	27	9	3
02-14	Bowling Green	43	27	22	25	4	0	1	29	.512	15	0	1	0	4	0	4	0	8	15	27	3	0
02-14	Bowling Green	32	12	16	10	6	0	0	22	.500	9	0	1	0	2	0	0	2	6	10	21	9	0
02-17	at Georgia Southern	51	25	26	23	6	1	2	40	.510	5	0	1	1	4	0	0	2	14	8	27	6	1
02-20	Stony Brook	38	14	18	13	3	0	2	27	.474	9	0	0	1	1	0	0	2	7	10	27	6	0
02-20	Stony Brook	29	10	12	10	5	1	2	25	.414	6	0	2	0	2	0	0	0	5	7	21	6	2
02-21	Stony Brook	40	6	10	6	0	0	2	16	.250	8	0	3	0	1	0	0	0	5	12	30	12	1
02-22	Stony Brook	34	21	16	19	1	2	2	27	.471	12	0	3	0	1	0	1	0	5	9	21	12	2
02-24	Georgia State	31	4	5	3	2	0	1	10	.161	8	0	0	0	2	0	0	1	9	10	27	10	3
02-27	Northwestern	29	17	14	17	6	0	4	32	.483	11	0	0	0	2	0	1	1	3	8	21	8	1
02-28	Northwestern	34	13	18	12	2	0	1	23	.529	2	0	0	0	4	0	1	1	5	6	21	7	2
03-01	Northwestern	38	14	13	12	4	0	5	32	.342	5	0	1	0	1	0	0	0	5	6	27	8	0
03-03	at Georgia St.	34	4	9	4	1	0	1	13	.265	9	0	2	0	1	0	2	1	8	15	27	9	1
03-06	Virginia Tech	31	16	13	14	2	0	0	15	.419	12	0	0	0	1	0	1	0	5	11	21	6	1
03-07	Virginia Tech	39	14	18	14	3	0	6	39	.462	6	1	1	1	0	0	1	1	7	8	27	10	2
03-08	Virginia Tech	34	6	8	6	0	0	2	14	.235	7	0	2	0	2	1	0	1	12	11	27	8	0
03-10	West Georgia	31	14	16	13	1	1	5	34	.516	8	0	1	0	2	0	1	2	4	10	21	8	0
03-12	at Clemson	34	10	12	10	4	0	3	25	.353	3	0	1	0	0	0	0	0	13	6	21	12	0
03-13	at Clemson	37	9	8	9	1	0	2	15	.216	6	0	1	0	1	0	0	0	7	8	27	12	0
03-14	at Clemson	38	7	13	7	4	0	3	26	.342	0	0	0	1	0	0	0	1	8	4	24	8	1
03-17	at Auburn	30	2	3	2	0	0	0	3	.100	6	0	0	0	2	0	0	0	16	9	24	9	0
03-20	at Pitt	37	11	10	11	0	1	2	18	.270	7	0	1	1	2	0	0	0	13	8	27	9	0
03-21	at Pitt	36	9	10	9	5	0	2	21	.278	12	0	0	0	0	0	0	1	5	12	24	10	0
03-22	at Pitt	34	12	14	8	5	0	0	19	.412	4	0	0	0	0	1	0	1	4	6	21	3	0
03-27	NC State	27	3	4	3	1	0	2	11	.148	4	0	0	0	4	0	0	2	10	8	27	12	1
03-28	NC State	35	6	13	6	0	1	0	15	.371	5	0	0	0	0	1	0	0	13	11	27	12	1
03-29	NC State	31	10	10	10	3	0	2	19	.323	6	0	1	0	2	0	0	2	8	3	24	5	0
03-31	Auburn	32	13	11	11	2	0	4	25	.344	3	0	0	0	0	1	0	1	5	1	24	6	1
04-02	at California	33	17	11	14	4	1	3	26	.333	10	0	0	0	0	2	0	7	7	21	8	0	
04-03	at California	32	7	7	7	2	0	3	18	.219	7	0	0	0	0	1	0	1	11	6	27	9	2
04-04	at California	36	9	12	9	2	1	1	19	.333	6	0	0	0	0	1	0	2	8	7	27	4	1
04-07	Kennesaw State	37	11	14	10	2	1	3	27	.378	4	0	0	0	0	0	0	1	7	6	27	6	1
04-09	Florida St.	34	4	10	3	0	0	1	13	.294	6	0	0	0	0	0	0	0	11	12	27	13	0
04-10	Florida St.	35	8	12	7	3	0	0	15	.343	7	0	0	0	0	0	0	1	10	10	27	8	0
04-11	Florida St.	35	17	16	16	3	0	4	31	.457	5	0	1	0	0	0	0	0	8	5	21	8	1
04-14	Georgia Southern	40	13	18	13	2	1	6	40	.450	3	0	0	0	2	0	0	2	6	8	27	16	1
04-17	at North Carolina	31	2	6	2	3	0	0	9	.194	5	0	0	0	1	0	1	1	7	9	24	5	2
04-18	at North Carolina	29	4	8	3	0	0	1	11	.276	6	0	0	0	1	0	0	3	5	8	23	7	0
04-19	at North Carolina	36	5	9	4	3	0	0	12	.250	5	0	0	0	0	0	0	0	10	9	27	10	0
04-21	vs. Georgia (N)	28	14	14	12	3	0	2	23	.500	7	0	1	0	1	0	3	1	3	7	21	3	0
04-24	Wake Forest	32	6	8	5	2	0	1	13	.250	4	0	3	0	2	0	1	1	12	9	27	9	2
04-25	Wake Forest	41	14	18	13	5	0	2	29	.439	4	1	1	0	0	0	1	0	8	8	27	8	0
04-26	Wake Forest	32	6	8	6	1	0	2	15	.250	7	1	1	0	2	0	0	0	14	11	27	10	1
04-28	at Kennesaw St.	42	10	17	10	5	0	1	25	.405	6	1	2	0	2	0	0	1	8	12	27	8	1
05-01	Xavier	40	4	12	4	3	0	2	21	.300	1	0	1	0	1	0	0	2	9	8	30	12	1
05-02	Xavier	34	7	12	6	6	0	2	24	.353	2	0	0	0	1	0	1	0	3	8	27	7	0
05-03	Xavier	41	14	20	14	3	0	2	29	.488	4	0	0	1	0	0	2	0	3	9	27	8	1
Totals		1642	492	587	456	126	11	94	1017	.357	294	4	36	6	59	7	23	39	368	404	1181	394	37

TEAM GAME-BY-GAME - Pitching

(As of May 5, 2026)

Georgia Tech Team Game-by-Game Pitching

DATE	OPPONENT	IP	H	R	ER	BB	K	2B	3B	HR	WP	BK	HBP	DP	IBB	SCORE	W-L	SV	ERA
02-13	Bowling Green	9.0	9	5	3	6	13	1	0	1	0	0	1	2	0	11-5	1-0	0	3.00
02-14	Bowling Green	9.0	8	4	4	4	16	4	0	0	0	0	1	0	0	27-4	2-0	0	3.50
02-14	Bowling Green	7.0	4	2	2	4	8	0	0	0	0	0	0	0	0	12-2	3-0	1	3.24
02-17	at Georgia Southern	9.0	6	1	0	1	19	2	0	0	0	0	1	0	0	25-1	4-0	0	2.38
02-20	Stony Brook	9.0	9	5	5	3	14	2	0	1	2	0	2	0	0	14-5	5-0	0	2.93
02-20	Stony Brook	7.0	7	5	3	5	8	2	0	0	1	0	1	0	0	10-5	6-0	0	3.06
02-21	Stony Brook	10.0	8	5	5	3	7	3	0	0	0	0	0	1	0	6-5	7-0	0	3.30
02-22	Stony Brook	7.0	3	3	2	3	6	0	0	0	1	0	2	0	0	21-3	8-0	0	3.22
02-24	Georgia State	9.0	12	9	8	3	13	2	0	1	1	1	2	0	0	4-9	8-1	0	3.79
02-27	Northwestern	7.0	7	3	3	3	6	2	0	1	0	0	0	1	0	17-3	9-1	0	3.80
02-28	Northwestern	7.0	10	3	3	1	8	1	0	1	0	0	0	0	0	13-3	10-1	1	3.80
03-01	Northwestern	9.0	10	6	6	4	11	3	0	0	0	0	2	0	0	14-6	11-1	0	4.00
03-03	at Georgia St.	9.0	4	1	1	2	7	0	0	0	1	0	0	0	0	4-1	12-1	0	3.75
03-06	Virginia Tech	7.0	5	1	1	3	9	2	0	0	1	0	1	1	0	16-1	13-1	0	3.60
03-07	Virginia Tech	9.0	11	5	1	3	8	3	0	1	3	0	0	0	0	14-5	14-1	1	3.41
03-08	Virginia Tech	9.0	14	9	9	7	13	4	0	0	0	0	2	0	0	6-9	14-2	0	3.79
03-10	West Georgia	7.0	2	0	0	2	8	0	0	0	0	0	1	1	0	14-0	15-2	0	3.60
03-12	at Clemson	7.0	2	0	0	5	7	0	0	0	0	0	2	2	0	10-0	16-2	0	3.43
03-13	at Clemson	9.0	9	3	3	3	5	0	0	3	0	0	3	2	0	9-3	17-2	0	3.40
03-14	at Clemson	8.0	14	13	11	9	6	5	0	1	1	0	3	0	0	7-13	17-3	0	3.84
03-17	at Auburn	8.0	11	9	9	6	9	3	0	2	0	0	0	0	0	2-9	17-4	0	4.13
03-20	at Pitt	9.0	8	9	9	10	10	0	0	4	1	0	1	1	1	11-9	18-4	1	4.38
03-21	at Pitt	8.0	11	14	14	8	8	1	0	4	0	0	1	0	1	9-14	18-5	0	4.86
03-22	at Pitt	7.0	6	4	4	4	10	1	0	1	0	0	1	0	0	12-4	19-5	0	4.87
03-27	NC State	9.0	5	1	1	4	5	0	0	0	1	0	0	0	0	3-1	20-5	1	4.70
03-28	NC State	9.0	9	4	4	6	8	1	0	1	0	0	1	0	0	6-4	21-5	1	4.67
03-29	NC State	8.0	4	0	0	3	6	0	0	0	0	0	0	0	0	10-0	22-5	0	4.50
03-31	Auburn	8.0	6	3	3	4	8	2	0	1	0	0	0	0	0	13-3	23-5	0	4.46
04-02	at California	7.0	6	2	2	4	7	0	0	0	1	0	0	0	0	17-2	24-5	0	4.41
04-03	at California	9.0	5	2	0	1	13	1	0	0	1	0	0	1	0	7-2	25-5	0	4.24
04-04	at California	9.0	7	3	3	2	10	3	0	0	0	0	0	0	0	9-3	26-5	0	4.20
04-07	Kennesaw State	9.0	7	4	4	2	12	1	0	0	0	0	3	0	0	11-4	27-5	0	4.19
04-09	Florida St.	9.0	7	3	3	2	7	1	0	1	0	0	1	1	0	4-3	28-5	1	4.15
04-10	Florida St.	9.0	7	3	3	3	13	0	0	3	0	0	0	1	0	8-3	29-5	1	4.12
04-11	Florida St.	7.0	6	3	3	3	8	1	1	2	1	0	0	0	0	17-3	30-5	0	4.11
04-14	Georgia Southern	9.0	13	9	8	5	11	4	0	1	1	0	3	0	0	13-9	31-5	0	4.23
04-17	at North Carolina	8.0	11	5	4	3	11	2	0	3	0	0	0	0	0	2-5	31-6	0	4.24
04-18	at North Carolina	7.2	10	14	14	12	7	2	0	3	2	0	1	0	0	4-14	31-7	0	4.53
04-19	at North Carolina	9.0	8	2	2	5	6	2	0	0	0	0	1	0	0	5-2	32-7	1	4.46
04-21	vs. Georgia (N)	7.0	10	4	4	2	9	2	0	3	0	0	0	0	0	14-4	33-7	0	4.48
04-24	Wake Forest	9.0	9	5	4	4	12	0	0	2	0	0	0	1	0	6-5	34-7	1	4.46
04-25	Wake Forest	9.0	11	11	11	6	12	3	0	5	0	0	2	1	0	14-11	35-7	0	4.63
04-26	Wake Forest	9.0	7	5	4	4	6	1	0	3	0	0	1	0	0	6-5	36-7	1	4.62
04-28	at Kennesaw St.	9.0	7	7	7	4	8	2	0	3	2	0	2	1	0	10-7	37-7	0	4.68
05-01	Xavier	10.0	10	8	7	5	15	1	0	3	1	0	2	1	0	4-8	37-8	0	4.72
05-02	Xavier	9.0	12	5	5	3	14	3	0	2	0	0	0	0	0	7-5	38-8	0	4.73
05-03	Xavier	9.0	7	6	6	1	14	1	0	3	1	0	3	1	0	14-6	39-8	0	4.76
Totals		393.2	374	228	208	190	451	74	1	60	23	1	47	19	2	-	39-8	11	4.76

STARTER SUMMARY

Georgia Tech Starters Summary

PLAYER	GS	Position											Batting Order								
		P	C	1B	2B	3B	SS	LF	CF	RF	OF	DH	1ST	2ND	3RD	4TH	5TH	6TH	7TH	8TH	9TH
2 ADVINCULA, Jarren	47	.	.	.	47	6	1	4.
3 KERCE, Carson	47	47	9	1	8	7	22
8 BURRESS, Drew	47	47	.	.	.	32	15
11 ZUCKERMAN, Ryan	47	.	.	1	.	46	7	33	7	.	.	
25 LACKEY, Vahn	47	.	32	2	.	1	12	.	13	1	27	6	.	.	.	
7 BAKER, Will	44	2	.	22	.	2.	.	.	1	1	6	4	21	5	6
4 HERNANDEZ, Alex	41	.	.	8	.	.	.	4	.	24	.	5	.	18	.	19	1	3	.	.	
10 SCHMIDT, Kent	39	.	.	36	3	.	.	5	.	27	5	2	.	
6 DANIEL, Caleb	31	3.	1	1	8	15	7	
34 ROGERS, Drew	18	.	15	3	1	13	4
1 BROSIUS, Parker	12	11	.	1	5	7
22 MCKEE, Tate	12	12
24 BLAKELY, Jackson	9	9
15 UNDERWOOD, Cooper	6	6
37 LOY, Dylan	5	5
99 BUURSEMA, Porter	4	4
21 BALLARD, Carson	3	3
43 ANGELAKOS, Dimitri	3	3
9 LEWIS, Coleman	2	2	1	1
29 PATEL, Mason	2	2
31 SHADEK, Justin	2	2
16 WILLCOX, Charlie	1	1
19 COUPET, Nathanael	1	1	1	.

PLAYER GAME HIGHS
#2 ADVINCULA, Jarren

HIGH	STAT	LOW
6 - 6X Last at Kennesaw St. 04-28-26	PLATE APPEARANCES	3 vs. Stony Brook 02-22-26
6 at Pitt 03-21-26	AT BATS	3 - 10X Last vs. Wake Forest 04-24-26
5 vs. Wake Forest 04-25-26	HITS	0 - 4X Last vs. Kennesaw State 04-07-26
3 - 2X Last vs. Wake Forest 04-25-26	RUNS SCORED	0 - 13X Last vs. Xavier 05-01-26
6 vs. Wake Forest 04-25-26	RBI's	0 - 19X Last vs. Xavier 05-02-26
2 at California 04-02-26	DOUBLES	0 - 38X Last vs. Xavier 05-03-26
1 - 2X Last at California 04-04-26	TRIPLES	0 - 45X Last vs. Xavier 05-03-26
2 vs. Northwestern 02-27-26	HOMERUNS	0 - 40X Last vs. Xavier 05-03-26
9 vs. Wake Forest 04-25-26	TOTAL BASES	0 - 4X Last vs. Kennesaw State 04-07-26
2 - 3X Last at California 04-03-26	WALKS	0 - 28X Last vs. Xavier 05-03-26
2 - 2X Last at Clemson 03-12-26	STRIKEOUTS	0 - 34X Last vs. Xavier 05-03-26
2 vs. Bowling Green 02-13-26	STOLEN BASES	0 - 38X Last vs. Xavier 05-03-26
4 - 2X Last vs. Florida St. 04-09-26	PUTOUTS	0 - 13X Last vs. Kennesaw State 04-07-26
5 vs. NC State 03-27-26	ASSISTS	0 - 9X Last vs. Georgia 04-21-26
1 at Kennesaw St. 04-28-26	ERRORS	0 - 46X Last vs. Xavier 05-03-26

#3 KERCE, Carson

HIGH	STAT	LOW
6 - 3X Last vs. Xavier 05-03-26	PLATE APPEARANCES	3 - 4X Last at California 04-02-26
6 - 2X Last at Kennesaw St. 04-28-26	AT BATS	1 vs. Bowling Green 02-14-26
3 - 10X Last vs. Xavier 05-03-26	HITS	0 - 14X Last vs. Wake Forest 04-24-26
3 - 3X Last vs. Xavier 05-03-26	RUNS SCORED	0 - 12X Last at North Carolina 04-19-26
5 vs. Florida St. 04-11-26	RBI's	0 - 26X Last vs. Xavier 05-01-26
2 - 5X Last vs. Florida St. 04-10-26	DOUBLES	0 - 27X Last vs. Xavier 05-03-26
1 vs. Stony Brook 02-20-26	TRIPLES	0 - 46X Last vs. Xavier 05-03-26
1 - 5X Last vs. Xavier 05-02-26	HOMERUNS	0 - 42X Last vs. Xavier 05-03-26
7 at Clemson 03-14-26	TOTAL BASES	0 - 14X Last vs. Wake Forest 04-24-26
2 - 5X Last at North Carolina 04-19-26	WALKS	0 - 27X Last vs. Xavier 05-01-26
3 vs. Wake Forest 04-24-26	STRIKEOUTS	0 - 26X Last vs. Xavier 05-03-26
1 - 2X Last at Pitt 03-20-26	STOLEN BASES	0 - 45X Last vs. Xavier 05-03-26
4 - 3X Last at Clemson 03-14-26	PUTOUTS	0 - 20X Last vs. Xavier 05-01-26
6 - 2X Last at Clemson 03-13-26	ASSISTS	0 - 6X Last vs. Xavier 05-02-26
2 at California 04-03-26	ERRORS	0 - 40X Last vs. Xavier 05-03-26

#8 BURRESS, Drew

HIGH	STAT	LOW
6 - 9X Last vs. Xavier 05-03-26	PLATE APPEARANCES	4 - 5X Last at North Carolina 04-18-26
6 at Kennesaw St. 04-28-26	AT BATS	2 - 3X Last vs. NC State 03-27-26
4 - 2X Last vs. Georgia 04-21-26	HITS	0 - 11X Last at North Carolina 04-17-26
4 - 2X Last vs. Florida St. 04-11-26	RUNS SCORED	0 - 15X Last vs. Xavier 05-02-26
3 - 5X Last at Kennesaw St. 04-28-26	RBI's	0 - 20X Last vs. Wake Forest 04-24-26
2 - 3X Last vs. Xavier 05-02-26	DOUBLES	0 - 32X Last vs. Xavier 05-01-26
1 - 3X Last vs. Georgia Southern 04-14-26	TRIPLES	0 - 44X Last vs. Xavier 05-03-26
2 at Clemson 03-12-26	HOMERUNS	0 - 38X Last vs. Xavier 05-02-26
9 vs. Stony Brook 02-22-26	TOTAL BASES	0 - 11X Last at North Carolina 04-17-26
2 - 11X Last vs. Florida St. 04-10-26	WALKS	0 - 22X Last vs. Xavier 05-02-26
3 - 2X Last at Clemson 03-14-26	STRIKEOUTS	0 - 21X Last vs. Xavier 05-03-26
2 vs. Bowling Green 02-13-26	STOLEN BASES	0 - 42X Last vs. Xavier 05-03-26
6 vs. Wake Forest 04-26-26	PUTOUTS	0 - 7X Last at North Carolina 04-17-26
2 vs. Stony Brook 02-21-26	ASSISTS	0 - 44X Last vs. Xavier 05-03-26
1 - 2X Last vs. Northwestern 02-28-26	ERRORS	0 - 45X Last vs. Xavier 05-03-26

PLAYER GAME HIGHS
#11 ZUCKERMAN, Ryan

HIGH	STAT	LOW
6 at Georgia Southern 02-17-26	PLATE APPEARANCES	3 - 2X Last at California 04-02-26
5 - 9X Last vs. Wake Forest 04-25-26	AT BATS	1 vs. Stony Brook 02-22-26
5 vs. Georgia Southern 04-14-26	HITS	0 - 10X Last vs. Xavier 05-02-26
4 - 2X Last vs. Georgia Southern 04-14-26	RUNS SCORED	0 - 17X Last at Kennesaw St. 04-28-26
5 at Georgia Southern 02-17-26	RBIs	0 - 18X Last vs. Xavier 05-02-26
2 vs. Wake Forest 04-25-26	DOUBLES	0 - 35X Last vs. Xavier 05-02-26
1 at Georgia Southern 02-17-26	TRIPLES	0 - 46X Last vs. Xavier 05-03-26
3 vs. Northwestern 03-01-26	HOMERUNS	0 - 33X Last vs. Xavier 05-02-26
12 vs. Northwestern 03-01-26	TOTAL BASES	0 - 10X Last vs. Xavier 05-02-26
3 at California 04-04-26	WALKS	0 - 28X Last vs. Xavier 05-03-26
3 - 5X Last at North Carolina 04-17-26	STRIKEOUTS	0 - 8X Last vs. Wake Forest 04-25-26
1 vs. Virginia Tech 03-08-26	STOLEN BASES	0 - 46X Last vs. Xavier 05-03-26
2 - 4X Last vs. Xavier 05-02-26	PUTOUTS	0 - 28X Last vs. Xavier 05-01-26
5 - 2X Last vs. Xavier 05-03-26	ASSISTS	0 - 11X Last vs. Georgia 04-21-26
1 - 6X Last vs. Wake Forest 04-26-26	ERRORS	0 - 41X Last vs. Xavier 05-03-26

#25 LACKEY, Vahn

HIGH	STAT	LOW
6 - 2X Last at Kennesaw St. 04-28-26	PLATE APPEARANCES	3 - 4X Last vs. Xavier 05-02-26
5 - 8X Last vs. Xavier 05-01-26	AT BATS	1 - 2X Last vs. Georgia 04-21-26
3 - 7X Last at Kennesaw St. 04-28-26	HITS	0 - 10X Last vs. Wake Forest 04-26-26
4 at California 04-02-26	RUNS SCORED	0 - 11X Last vs. Xavier 05-01-26
5 vs. Virginia Tech 03-07-26	RBIs	0 - 17X Last vs. Xavier 05-01-26
2 at Kennesaw St. 04-28-26	DOUBLES	0 - 35X Last vs. Xavier 05-03-26
1 - 2X Last vs. Kennesaw State 04-07-26	TRIPLES	0 - 45X Last vs. Xavier 05-03-26
2 vs. Stony Brook 02-20-26	HOMERUNS	0 - 36X Last vs. Xavier 05-03-26
9 vs. West Georgia 03-10-26	TOTAL BASES	0 - 10X Last vs. Wake Forest 04-26-26
3 vs. Virginia Tech 03-06-26	WALKS	0 - 19X Last vs. Xavier 05-02-26
2 - 8X Last vs. Xavier 05-01-26	STRIKEOUTS	0 - 25X Last vs. Xavier 05-03-26
2 - 2X Last vs. Wake Forest 04-24-26	STOLEN BASES	0 - 40X Last vs. Xavier 05-03-26
14 vs. Xavier 05-01-26	PUTOUTS	0 - 12X Last vs. Xavier 05-03-26
3 at Georgia Southern 02-17-26	ASSISTS	0 - 30X Last vs. Xavier 05-03-26
1 - 2X Last vs. Wake Forest 04-24-26	ERRORS	0 - 45X Last vs. Xavier 05-03-26

#7 BAKER, Will

HIGH	STAT	LOW
5 - 19X Last vs. Xavier 05-03-26	PLATE APPEARANCES	1 vs. NC State 03-29-26
5 - 5X Last vs. Xavier 05-03-26	AT BATS	1 - 2X Last at California 04-03-26
3 - 5X Last vs. Georgia Southern 04-14-26	HITS	0 - 11X Last at North Carolina 04-19-26
3 - 8X Last vs. Wake Forest 04-25-26	RUNS SCORED	0 - 15X Last vs. Wake Forest 04-24-26
5 vs. Northwestern 02-28-26	RBIs	0 - 21X Last vs. Xavier 05-01-26
2 - 2X Last vs. Wake Forest 04-24-26	DOUBLES	0 - 30X Last vs. Xavier 05-03-26
1 at Pitt 03-20-26	TRIPLES	0 - 45X Last vs. Xavier 05-03-26
2 at California 04-02-26	HOMERUNS	0 - 38X Last vs. Xavier 05-03-26
9 at California 04-02-26	TOTAL BASES	0 - 11X Last at North Carolina 04-19-26
3 - 2X Last vs. Stony Brook 02-22-26	WALKS	0 - 19X Last vs. Xavier 05-03-26
3 - 3X Last vs. NC State 03-27-26	STRIKEOUTS	0 - 30X Last vs. Xavier 05-03-26
1 vs. Stony Brook 02-21-26	STOLEN BASES	0 - 45X Last vs. Xavier 05-03-26
5 vs. Northwestern 02-28-26	PUTOUTS	0 - 28X Last vs. Xavier 05-01-26
2 vs. Virginia Tech 03-06-26	ASSISTS	0 - 43X Last vs. Xavier 05-03-26
1 - 2X Last vs. Virginia Tech 03-07-26	ERRORS	0 - 44X Last vs. Xavier 05-03-26

PLAYER GAME HIGHS
#6 DANIEL, Caleb

HIGH	STAT	LOW
5 - 11X Last vs. Wake Forest 04-25-26	PLATE APPEARANCES	1 - 5X Last vs. Georgia Southern 04-14-26
5 - 3X Last vs. Wake Forest 04-25-26	AT BATS	1 - 7X Last vs. Georgia Southern 04-14-26
3 vs. Bowling Green 02-13-26	HITS	0 - 14X Last vs. Xavier 05-01-26
3 vs. Northwestern 02-27-26	RUNS SCORED	0 - 19X Last vs. Xavier 05-02-26
6 vs. Bowling Green 02-13-26	RBIs	0 - 25X Last vs. Xavier 05-02-26
1 - 10X Last vs. Xavier 05-02-26	DOUBLES	0 - 31X Last vs. Xavier 05-01-26
0 - 41X Last vs. Xavier 05-02-26	TRIPLES	0 - 41X Last vs. Xavier 05-02-26
2 - 2X Last vs. Virginia Tech 03-07-26	HOMERUNS	0 - 34X Last vs. Xavier 05-02-26
10 vs. Bowling Green 02-13-26	TOTAL BASES	0 - 14X Last vs. Xavier 05-01-26
1 - 13X Last at Kennesaw St. 04-28-26	WALKS	0 - 28X Last vs. Xavier 05-02-26
3 - 2X Last vs. Xavier 05-01-26	STRIKEOUTS	0 - 15X Last at Kennesaw St. 04-28-26
0 - 41X Last vs. Xavier 05-02-26	STOLEN BASES	0 - 41X Last vs. Xavier 05-02-26
4 - 2X Last vs. Virginia Tech 03-08-26	PUTOUTS	0 - 18X Last vs. Xavier 05-02-26
0 - 42X Last vs. Xavier 05-02-26	ASSISTS	0 - 42X Last vs. Xavier 05-02-26
0 - 42X Last vs. Xavier 05-02-26	ERRORS	0 - 42X Last vs. Xavier 05-02-26

#4 HERNANDEZ, Alex

HIGH	STAT	LOW
6 - 2X Last at Pitt 03-21-26	PLATE APPEARANCES	2 vs. Northwestern 02-28-26
5 - 10X Last vs. Wake Forest 04-25-26	AT BATS	1 - 2X Last at California 04-02-26
4 - 3X Last vs. West Georgia 03-10-26	HITS	0 - 10X Last vs. Wake Forest 04-24-26
3 - 6X Last vs. West Georgia 03-10-26	RUNS SCORED	0 - 14X Last vs. Wake Forest 04-25-26
6 vs. Bowling Green 02-14-26	RBIs	0 - 21X Last vs. Wake Forest 04-25-26
2 vs. Georgia 04-21-26	DOUBLES	0 - 35X Last vs. Wake Forest 04-25-26
0 - 41X Last vs. Wake Forest 04-25-26	TRIPLES	0 - 41X Last vs. Wake Forest 04-25-26
1 - 7X Last vs. Georgia Southern 04-14-26	HOMERUNS	0 - 34X Last vs. Wake Forest 04-25-26
8 vs. Stony Brook 02-20-26	TOTAL BASES	0 - 10X Last vs. Wake Forest 04-24-26
3 - 2X Last at California 04-02-26	WALKS	0 - 20X Last vs. Wake Forest 04-25-26
4 vs. NC State 03-28-26	STRIKEOUTS	0 - 14X Last vs. Georgia 04-21-26
1 - 2X Last at Georgia Southern 02-17-26	STOLEN BASES	0 - 39X Last vs. Wake Forest 04-25-26
11 vs. Georgia State 02-24-26	PUTOUTS	0 - 11X Last vs. Wake Forest 04-25-26
1 - 10X Last at North Carolina 04-19-26	ASSISTS	0 - 31X Last vs. Wake Forest 04-25-26
1 - 2X Last vs. NC State 03-28-26	ERRORS	0 - 39X Last vs. Wake Forest 04-25-26

#1 BROSIUS, Parker

HIGH	STAT	LOW
5 - 2X Last vs. Xavier 05-03-26	PLATE APPEARANCES	1 - 12X Last at Kennesaw St. 04-28-26
5 vs. Xavier 05-03-26	AT BATS	0 - 7X Last at Kennesaw St. 04-28-26
3 vs. Xavier 05-01-26	HITS	0 - 19X Last vs. Xavier 05-02-26
2 vs. NC State 03-29-26	RUNS SCORED	0 - 20X Last vs. Xavier 05-02-26
4 vs. Bowling Green 02-14-26	RBIs	0 - 17X Last vs. Xavier 05-02-26
1 - 4X Last vs. Xavier 05-01-26	DOUBLES	0 - 24X Last vs. Xavier 05-03-26
0 - 28X Last vs. Xavier 05-03-26	TRIPLES	0 - 28X Last vs. Xavier 05-03-26
1 - 3X Last vs. NC State 03-29-26	HOMERUNS	0 - 25X Last vs. Xavier 05-03-26
5 vs. NC State 03-29-26	TOTAL BASES	0 - 19X Last vs. Xavier 05-02-26
3 vs. Florida St. 04-09-26	WALKS	0 - 17X Last vs. Xavier 05-03-26
2 vs. NC State 03-28-26	STRIKEOUTS	0 - 19X Last vs. Xavier 05-03-26
2 vs. Stony Brook 02-20-26	STOLEN BASES	0 - 26X Last vs. Xavier 05-03-26
3 - 2X Last vs. Florida St. 04-09-26	PUTOUTS	0 - 23X Last vs. Wake Forest 04-24-26
0 - 39X Last vs. Xavier 05-03-26	ASSISTS	0 - 39X Last vs. Xavier 05-03-26
0 - 39X Last vs. Xavier 05-03-26	ERRORS	0 - 39X Last vs. Xavier 05-03-26

PLAYER GAME HIGHS
#10 SCHMIDT, Kent

HIGH	STAT	LOW
6 - 3X Last at Kennesaw St. 04-28-26	PLATE APPEARANCES	3 at Pitt 03-21-26
5 - 4X Last vs. Xavier 05-03-26	AT BATS	1 at North Carolina 04-17-26
4 - 2X Last vs. Xavier 05-03-26	HITS	0 - 13X Last vs. Xavier 05-01-26
3 - 3X Last at Pitt 03-22-26	RUNS SCORED	0 - 16X Last vs. Xavier 05-02-26
4 at Clemson 03-13-26	RBI's	0 - 16X Last vs. Xavier 05-03-26
1 - 6X Last at North Carolina 04-19-26	DOUBLES	0 - 33X Last vs. Xavier 05-03-26
0 - 39X Last vs. Xavier 05-03-26	TRIPLES	0 - 39X Last vs. Xavier 05-03-26
2 vs. Kennesaw State 04-07-26	HOMERUNS	0 - 35X Last vs. Xavier 05-03-26
8 vs. Kennesaw State 04-07-26	TOTAL BASES	0 - 13X Last vs. Xavier 05-01-26
2 - 9X Last at North Carolina 04-17-26	WALKS	0 - 13X Last vs. Xavier 05-03-26
3 vs. NC State 03-27-26	STRIKEOUTS	0 - 17X Last vs. Xavier 05-03-26
1 - 2X Last at Clemson 03-13-26	STOLEN BASES	0 - 37X Last vs. Xavier 05-03-26
14 vs. NC State 03-27-26	PUTOUTS	0 - 3X Last vs. West Georgia 03-10-26
2 vs. NC State 03-28-26	ASSISTS	0 - 29X Last vs. Xavier 05-03-26
1 - 3X Last vs. Xavier 05-01-26	ERRORS	0 - 36X Last vs. Xavier 05-03-26

#34 ROGERS, Drew

HIGH	STAT	LOW
5 - 7X Last vs. Xavier 05-03-26	PLATE APPEARANCES	1 - 3X Last vs. Xavier 05-02-26
5 - 2X Last vs. Xavier 05-03-26	AT BATS	1 - 3X Last vs. Xavier 05-02-26
3 vs. Northwestern 03-01-26	HITS	0 - 13X Last vs. Xavier 05-02-26
3 vs. Northwestern 03-01-26	RUNS SCORED	0 - 11X Last vs. Xavier 05-02-26
6 vs. Stony Brook 02-22-26	RBI's	0 - 15X Last vs. Xavier 05-02-26
1 - 2X Last vs. Xavier 05-03-26	DOUBLES	0 - 23X Last vs. Xavier 05-02-26
0 - 25X Last vs. Xavier 05-03-26	TRIPLES	0 - 25X Last vs. Xavier 05-03-26
2 vs. Northwestern 03-01-26	HOMERUNS	0 - 20X Last vs. Xavier 05-03-26
9 vs. Northwestern 03-01-26	TOTAL BASES	0 - 13X Last vs. Xavier 05-02-26
2 - 2X Last vs. Stony Brook 02-20-26	WALKS	0 - 21X Last vs. Xavier 05-03-26
3 - 2X Last at Kennesaw St. 04-28-26	STRIKEOUTS	0 - 7X Last vs. Xavier 05-02-26
0 - 25X Last vs. Xavier 05-03-26	STOLEN BASES	0 - 25X Last vs. Xavier 05-03-26
15 vs. Stony Brook 02-20-26	PUTOUTS	0 - 4X Last vs. Wake Forest 04-26-26
3 - 2X Last vs. Georgia Southern 04-14-26	ASSISTS	0 - 18X Last vs. Xavier 05-02-26
1 - 3X Last vs. Xavier 05-03-26	ERRORS	0 - 26X Last vs. Xavier 05-02-26

#18 GAUDETTE, Caden

HIGH	STAT	LOW
3.1 vs. NC State 03-28-26	IP	0.1 - 2X Last vs. Georgia State 02-24-26
13 vs. NC State 03-28-26	BATTERS FACED	1 - 2X Last vs. Georgia State 02-24-26
4 vs. Xavier 05-01-26	RUNS ALLOWED	0 - 12X Last vs. Xavier 05-03-26
4 vs. Xavier 05-01-26	EARNED RUNS ALLOWED	0 - 12X Last vs. Xavier 05-03-26
5 vs. Xavier 05-01-26	HITS ALLOWED	0 - 9X Last vs. Xavier 05-03-26
3 - 4X Last at North Carolina 04-17-26	STRIKEOUTS	0 - 7X Last vs. Wake Forest 04-26-26
2 vs. NC State 03-28-26	WALKS ALLOWED	0 - 11X Last vs. Xavier 05-03-26
1 vs. Xavier 05-01-26	DOUBLES ALLOWED	0 - 18X Last vs. Xavier 05-03-26
0 - 19X Last vs. Xavier 05-03-26	TRIPLES ALLOWED	0 - 19X Last vs. Xavier 05-03-26
1 - 5X Last vs. Xavier 05-01-26	HOMERS ALLOWED	0 - 14X Last vs. Xavier 05-03-26
1 vs. Xavier 05-01-26	WILD PITCHES	0 - 18X Last vs. Xavier 05-03-26
1 - 2X Last at Clemson 03-13-26	HIT BATTERS	0 - 17X Last vs. Xavier 05-03-26
6 vs. NC State 03-28-26	GROUNDOUTS	0 - 8X Last vs. Xavier 05-03-26
3 - 3X Last at North Carolina 04-19-26	FLYOUTS	0 - 9X Last vs. Xavier 05-03-26

PLAYER GAME HIGHS
#32 BARFIELD, Brett

HIGH	STAT	LOW
3 vs. Xavier 05-02-26	IP	0.1 - 2X Last at Auburn 03-17-26
13 vs. Xavier 05-02-26	BATTERS FACED	1 at Clemson 03-14-26
1 - 4X Last vs. Xavier 05-02-26	RUNS ALLOWED	0 - 15X Last vs. Wake Forest 04-24-26
1 - 4X Last vs. Xavier 05-02-26	EARNED RUNS ALLOWED	0 - 15X Last vs. Wake Forest 04-24-26
3 - 2X Last vs. Xavier 05-02-26	HITS ALLOWED	0 - 12X Last vs. Wake Forest 04-24-26
7 vs. Xavier 05-02-26	STRIKEOUTS	0 - 4X Last vs. Auburn 03-31-26
2 at Pitt 03-22-26	WALKS ALLOWED	0 - 13X Last vs. Georgia 04-21-26
1 - 2X Last vs. Xavier 05-02-26	DOUBLES ALLOWED	0 - 17X Last vs. Wake Forest 04-26-26
0 - 19X Last vs. Xavier 05-02-26	TRIPLES ALLOWED	0 - 19X Last vs. Xavier 05-02-26
1 vs. Wake Forest 04-26-26	HOMERS ALLOWED	0 - 18X Last vs. Xavier 05-02-26
1 vs. Florida St. 04-11-26	WILD PITCHES	0 - 18X Last vs. Xavier 05-02-26
1 vs. Stony Brook 02-20-26	HIT BATTERS	0 - 18X Last vs. Xavier 05-02-26
2 - 2X Last vs. Auburn 03-31-26	GROUNDOUTS	0 - 9X Last at North Carolina 04-17-26
3 vs. Stony Brook 02-20-26	FLYOUTS	0 - 6X Last vs. Georgia Southern 04-14-26

#37 LOY, Dylan

HIGH	STAT	LOW
5.2 vs. Stony Brook 02-21-26	IP	0.2 at North Carolina 04-17-26
22 - 2X Last vs. Virginia Tech 03-07-26	BATTERS FACED	2 at North Carolina 04-17-26
5 - 2X Last at Pitt 03-21-26	RUNS ALLOWED	0 - 9X Last vs. Xavier 05-03-26
5 at Pitt 03-21-26	EARNED RUNS ALLOWED	0 - 9X Last vs. Xavier 05-03-26
9 vs. Northwestern 02-28-26	HITS ALLOWED	0 - 3X Last at North Carolina 04-17-26
6 - 2X Last vs. Stony Brook 02-21-26	STRIKEOUTS	0 at North Carolina 04-17-26
3 at North Carolina 04-18-26	WALKS ALLOWED	0 - 6X Last at North Carolina 04-17-26
1 vs. Northwestern 02-28-26	DOUBLES ALLOWED	0 - 15X Last vs. Xavier 05-03-26
0 - 16X Last vs. Xavier 05-03-26	TRIPLES ALLOWED	0 - 16X Last vs. Xavier 05-03-26
2 - 2X Last at Pitt 03-21-26	HOMERS ALLOWED	0 - 11X Last vs. Xavier 05-03-26
1 vs. Virginia Tech 03-07-26	WILD PITCHES	0 - 15X Last vs. Xavier 05-03-26
2 - 2X Last vs. Xavier 05-01-26	HIT BATTERS	0 - 13X Last vs. Xavier 05-03-26
6 vs. Virginia Tech 03-07-26	GROUNDOUTS	0 at Georgia Southern 02-17-26
5 - 2X Last at Clemson 03-13-26	FLYOUTS	0 - 4X Last at North Carolina 04-18-26

#31 SHADEK, Justin

HIGH	STAT	LOW
4 vs. Northwestern 03-01-26	IP	0.1 vs. Wake Forest 04-25-26
17 vs. Northwestern 03-01-26	BATTERS FACED	2 at Pitt 03-22-26
5 vs. Wake Forest 04-25-26	RUNS ALLOWED	0 - 6X Last vs. Xavier 05-03-26
5 vs. Wake Forest 04-25-26	EARNED RUNS ALLOWED	0 - 6X Last vs. Xavier 05-03-26
3 - 3X Last at California 04-04-26	HITS ALLOWED	0 - 4X Last vs. Xavier 05-03-26
7 vs. Northwestern 03-01-26	STRIKEOUTS	0 - 2X Last at Auburn 03-17-26
2 - 5X Last vs. Wake Forest 04-25-26	WALKS ALLOWED	0 - 4X Last vs. Xavier 05-03-26
2 vs. Northwestern 03-01-26	DOUBLES ALLOWED	0 - 10X Last vs. Xavier 05-03-26
0 - 14X Last vs. Xavier 05-03-26	TRIPLES ALLOWED	0 - 14X Last vs. Xavier 05-03-26
2 vs. Wake Forest 04-25-26	HOMERS ALLOWED	0 - 12X Last vs. Xavier 05-03-26
1 vs. Stony Brook 02-20-26	WILD PITCHES	0 - 13X Last vs. Xavier 05-03-26
1 - 3X Last vs. Wake Forest 04-25-26	HIT BATTERS	0 - 11X Last vs. Xavier 05-03-26
3 at Kennesaw St. 04-28-26	GROUNDOUTS	0 - 6X Last vs. Xavier 05-03-26
2 - 5X Last at North Carolina 04-17-26	FLYOUTS	0 - 7X Last at Kennesaw St. 04-28-26

PLAYER GAME HIGHS
#35 LANKIE, Jake

HIGH	STAT	LOW
3 vs. Northwestern 02-28-26	IP	0.1 - 3X Last vs. Xavier 05-02-26
12 - 2X Last at Auburn 03-17-26	BATTERS FACED	1 vs. Auburn 03-31-26
4 at Pitt 03-22-26	RUNS ALLOWED	0 - 8X Last vs. Georgia 04-21-26
4 at Pitt 03-22-26	EARNED RUNS ALLOWED	0 - 10X Last vs. Georgia 04-21-26
4 - 2X Last vs. Wake Forest 04-25-26	HITS ALLOWED	0 - 2X Last vs. Florida St. 04-11-26
5 vs. Stony Brook 02-20-26	STRIKEOUTS	0 - 5X Last vs. Xavier 05-02-26
2 vs. Florida St. 04-11-26	WALKS ALLOWED	0 - 10X Last vs. Xavier 05-02-26
2 vs. Wake Forest 04-25-26	DOUBLES ALLOWED	0 - 9X Last vs. Xavier 05-02-26
0 - 14X Last vs. Xavier 05-02-26	TRIPLES ALLOWED	0 - 14X Last vs. Xavier 05-02-26
2 vs. Wake Forest 04-25-26	HOMERS ALLOWED	0 - 11X Last vs. Georgia 04-21-26
0 - 14X Last vs. Xavier 05-02-26	WILD PITCHES	0 - 14X Last vs. Xavier 05-02-26
1 at Clemson 03-12-26	HIT BATTERS	0 - 13X Last vs. Xavier 05-02-26
3 - 2X Last at Auburn 03-17-26	GROUNDOUTS	0 - 5X Last vs. Wake Forest 04-25-26
2 - 5X Last vs. Wake Forest 04-25-26	FLYOUTS	0 - 7X Last vs. Xavier 05-02-26

#21 BALLARD, Carson

HIGH	STAT	LOW
4.1 vs. Georgia 04-21-26	IP	1 - 5X Last at Kennesaw St. 04-28-26
23 vs. Georgia 04-21-26	BATTERS FACED	3 vs. Stony Brook 02-21-26
4 - 2X Last vs. Georgia 04-21-26	RUNS ALLOWED	0 - 7X Last at Kennesaw St. 04-28-26
4 - 2X Last vs. Georgia 04-21-26	EARNED RUNS ALLOWED	0 - 8X Last at Kennesaw St. 04-28-26
8 vs. Georgia 04-21-26	HITS ALLOWED	0 - 3X Last vs. Auburn 03-31-26
5 - 3X Last vs. Xavier 05-02-26	STRIKEOUTS	0 - 4X Last at Kennesaw St. 04-28-26
2 - 3X Last vs. Xavier 05-02-26	WALKS ALLOWED	0 - 4X Last vs. Georgia Southern 04-14-26
1 - 7X Last vs. Xavier 05-02-26	DOUBLES ALLOWED	0 - 6X Last vs. Kennesaw State 04-07-26
0 - 13X Last vs. Xavier 05-02-26	TRIPLES ALLOWED	0 - 13X Last vs. Xavier 05-02-26
3 vs. Georgia 04-21-26	HOMERS ALLOWED	0 - 11X Last vs. Xavier 05-02-26
1 vs. Georgia State 02-24-26	WILD PITCHES	0 - 12X Last vs. Xavier 05-02-26
1 - 3X Last vs. Georgia Southern 04-14-26	HIT BATTERS	0 - 10X Last vs. Xavier 05-02-26
5 vs. Georgia Southern 04-14-26	GROUNDOUTS	0 - 3X Last vs. Auburn 03-31-26
7 vs. Georgia 04-21-26	FLYOUTS	0 - 2X Last at Kennesaw St. 04-28-26

#9 LEWIS, Coleman

HIGH	STAT	LOW
4 - 2X Last vs. Northwestern 03-01-26	PLATE APPEARANCES	1 - 3X Last vs. Kennesaw State 04-07-26
3 - 5X Last vs. Wake Forest 04-26-26	AT BATS	0 vs. West Georgia 03-10-26
2 vs. Bowling Green 02-14-26	HITS	0 - 6X Last vs. Wake Forest 04-26-26
1 - 6X Last at California 04-02-26	RUNS SCORED	0 - 5X Last vs. Wake Forest 04-26-26
2 vs. Stony Brook 02-22-26	RBI's	0 - 8X Last vs. Wake Forest 04-26-26
0 - 11X Last vs. Wake Forest 04-26-26	DOUBLES	0 - 11X Last vs. Wake Forest 04-26-26
0 - 11X Last vs. Wake Forest 04-26-26	TRIPLES	0 - 11X Last vs. Wake Forest 04-26-26
1 at California 04-02-26	HOMERUNS	0 - 10X Last vs. Wake Forest 04-26-26
4 at California 04-02-26	TOTAL BASES	0 - 6X Last vs. Wake Forest 04-26-26
1 - 4X Last vs. West Georgia 03-10-26	WALKS	0 - 7X Last vs. Wake Forest 04-26-26
3 vs. Wake Forest 04-26-26	STRIKEOUTS	0 - 5X Last vs. Kennesaw State 04-07-26
0 - 11X Last vs. Wake Forest 04-26-26	STOLEN BASES	0 - 11X Last vs. Wake Forest 04-26-26
1 vs. Bowling Green 02-14-26	PUTOUTS	0 - 11X Last vs. Wake Forest 04-26-26
0 - 12X Last vs. Wake Forest 04-26-26	ASSISTS	0 - 12X Last vs. Wake Forest 04-26-26
0 - 12X Last vs. Wake Forest 04-26-26	ERRORS	0 - 12X Last vs. Wake Forest 04-26-26

PLAYER GAME HIGHS
#19 COUPET, Nathanael

HIGH	STAT	LOW
3 - 2X Last vs. Northwestern 02-28-26	PLATE APPEARANCES	1 - 5X Last at California 04-02-26
3 vs. Northwestern 02-28-26	AT BATS	0 vs. NC State 03-29-26
2 vs. Northwestern 02-28-26	HITS	0 - 4X Last at California 04-02-26
2 - 2X Last vs. Northwestern 02-28-26	RUNS SCORED	0 - 5X Last at California 04-02-26
4 vs. Northwestern 02-28-26	RBI's	0 - 4X Last at California 04-02-26
0 - 9X Last at California 04-02-26	DOUBLES	0 - 9X Last at California 04-02-26
0 - 9X Last at California 04-02-26	TRIPLES	0 - 9X Last at California 04-02-26
1 vs. Northwestern 02-28-26	HOMERUNS	0 - 8X Last at California 04-02-26
5 vs. Northwestern 02-28-26	TOTAL BASES	0 - 4X Last at California 04-02-26
1 vs. NC State 03-29-26	WALKS	0 - 8X Last at California 04-02-26
1 - 5X Last at California 04-02-26	STRIKEOUTS	0 - 4X Last vs. NC State 03-29-26
0 - 9X Last at California 04-02-26	STOLEN BASES	0 - 9X Last at California 04-02-26
6 vs. Bowling Green 02-14-26	PUTOUTS	0 - 7X Last vs. Kennesaw State 04-07-26
1 at California 04-02-26	ASSISTS	0 - 11X Last vs. Kennesaw State 04-07-26
0 - 12X Last vs. Kennesaw State 04-07-26	ERRORS	0 - 12X Last vs. Kennesaw State 04-07-26

#20 SPIVEY, Caden

HIGH	STAT	LOW
2.1 - 2X Last at Kennesaw St. 04-28-26	IP	0.1 - 2X Last vs. Georgia Southern 04-14-26
12 vs. Virginia Tech 03-08-26	BATTERS FACED	3 - 5X Last vs. Kennesaw State 04-07-26
3 - 2X Last vs. Georgia Southern 04-14-26	RUNS ALLOWED	0 - 6X Last vs. Kennesaw State 04-07-26
3 - 2X Last vs. Georgia Southern 04-14-26	EARNED RUNS ALLOWED	0 - 6X Last vs. Kennesaw State 04-07-26
5 vs. Virginia Tech 03-08-26	HITS ALLOWED	0 - 5X Last vs. Kennesaw State 04-07-26
3 - 2X Last vs. Virginia Tech 03-08-26	STRIKEOUTS	0 at Clemson 03-14-26
4 vs. Stony Brook 02-20-26	WALKS ALLOWED	0 - 6X Last at Kennesaw St. 04-28-26
2 vs. Virginia Tech 03-08-26	DOUBLES ALLOWED	0 - 9X Last vs. Georgia Southern 04-14-26
0 - 12X Last at Kennesaw St. 04-28-26	TRIPLES ALLOWED	0 - 12X Last at Kennesaw St. 04-28-26
1 - 2X Last at Kennesaw St. 04-28-26	HOMERS ALLOWED	0 - 10X Last vs. Georgia Southern 04-14-26
1 - 2X Last at Kennesaw St. 04-28-26	WILD PITCHES	0 - 10X Last vs. Kennesaw State 04-07-26
1 - 2X Last at Kennesaw St. 04-28-26	HIT BATTERS	0 - 10X Last vs. Georgia Southern 04-14-26
2 - 2X Last at California 04-03-26	GROUNDOUTS	0 - 6X Last vs. Georgia Southern 04-14-26
5 at Kennesaw St. 04-28-26	FLYOUTS	0 - 6X Last vs. Georgia Southern 04-14-26

#22 MCKEE, Tate

HIGH	STAT	LOW
7.1 vs. NC State 03-27-26	IP	2.1 at North Carolina 04-17-26
29 vs. NC State 03-27-26	BATTERS FACED	15 vs. Virginia Tech 03-06-26
6 at Pitt 03-20-26	RUNS ALLOWED	0 - 2X Last at California 04-02-26
6 at Pitt 03-20-26	EARNED RUNS ALLOWED	0 - 2X Last at California 04-02-26
7 at North Carolina 04-17-26	HITS ALLOWED	1 at Clemson 03-12-26
8 - 2X Last vs. Xavier 05-01-26	STRIKEOUTS	3 - 4X Last at North Carolina 04-17-26
5 - 2X Last at Pitt 03-20-26	WALKS ALLOWED	1 - 3X Last at North Carolina 04-17-26
2 - 2X Last at North Carolina 04-17-26	DOUBLES ALLOWED	0 - 9X Last vs. Xavier 05-01-26
0 - 12X Last vs. Xavier 05-01-26	TRIPLES ALLOWED	0 - 12X Last vs. Xavier 05-01-26
3 - 2X Last at North Carolina 04-17-26	HOMERS ALLOWED	0 - 5X Last at California 04-02-26
2 vs. Stony Brook 02-20-26	WILD PITCHES	0 - 8X Last vs. Xavier 05-01-26
1 - 3X Last at Clemson 03-12-26	HIT BATTERS	0 - 9X Last vs. Xavier 05-01-26
13 vs. NC State 03-27-26	GROUNDOUTS	1 at North Carolina 04-17-26
5 vs. NC State 03-27-26	FLYOUTS	3 - 7X Last vs. Wake Forest 04-24-26

PLAYER GAME HIGHS
#43 ANGELAKOS, Dimitri

HIGH	STAT	LOW
5 at Georgia St. 03-03-26	IP	1 - 3X Last vs. Georgia Southern 04-14-26
17 at Georgia St. 03-03-26	BATTERS FACED	3 vs. Kennesaw State 04-07-26
4 - 2X Last vs. Xavier 05-03-26	RUNS ALLOWED	0 - 7X Last vs. Georgia Southern 04-14-26
4 - 2X Last vs. Xavier 05-03-26	EARNED RUNS ALLOWED	0 - 7X Last vs. Georgia Southern 04-14-26
5 at Auburn 03-17-26	HITS ALLOWED	0 vs. Kennesaw State 04-07-26
5 at Georgia St. 03-03-26	STRIKEOUTS	0 - 3X Last vs. Kennesaw State 04-07-26
2 at North Carolina 04-18-26	WALKS ALLOWED	0 - 9X Last vs. Xavier 05-03-26
2 at Auburn 03-17-26	DOUBLES ALLOWED	0 - 7X Last vs. Georgia Southern 04-14-26
0 - 12X Last vs. Xavier 05-03-26	TRIPLES ALLOWED	0 - 12X Last vs. Xavier 05-03-26
2 - 2X Last vs. Xavier 05-03-26	HOMERS ALLOWED	0 - 8X Last vs. Georgia Southern 04-14-26
1 at California 04-02-26	WILD PITCHES	0 - 11X Last vs. Xavier 05-03-26
1 - 4X Last vs. Xavier 05-03-26	HIT BATTERS	0 - 8X Last vs. Wake Forest 04-25-26
4 - 2X Last at Georgia St. 03-03-26	GROUNDOUTS	0 - 4X Last vs. Wake Forest 04-25-26
6 at Georgia St. 03-03-26	FLYOUTS	1 - 4X Last vs. Xavier 05-03-26

#49 CAMPBELL, Kayden

HIGH	STAT	LOW
2 vs. Virginia Tech 03-08-26	IP	0 vs. Georgia State 02-24-26
6 - 2X Last vs. Virginia Tech 03-08-26	BATTERS FACED	1 at North Carolina 04-18-26
3 vs. Georgia State 02-24-26	RUNS ALLOWED	0 - 9X Last vs. Xavier 05-03-26
3 vs. Georgia State 02-24-26	EARNED RUNS ALLOWED	0 - 9X Last vs. Xavier 05-03-26
2 - 4X Last vs. Wake Forest 04-25-26	HITS ALLOWED	0 - 7X Last vs. Xavier 05-03-26
4 vs. Virginia Tech 03-08-26	STRIKEOUTS	0 - 6X Last vs. Wake Forest 04-25-26
2 at Clemson 03-14-26	WALKS ALLOWED	0 - 6X Last vs. Xavier 05-03-26
2 vs. Stony Brook 02-20-26	DOUBLES ALLOWED	0 - 10X Last vs. Xavier 05-03-26
0 - 12X Last vs. Xavier 05-03-26	TRIPLES ALLOWED	0 - 12X Last vs. Xavier 05-03-26
0 - 12X Last vs. Xavier 05-03-26	HOMERS ALLOWED	0 - 12X Last vs. Xavier 05-03-26
0 - 12X Last vs. Xavier 05-03-26	WILD PITCHES	0 - 12X Last vs. Xavier 05-03-26
1 vs. Georgia State 02-24-26	HIT BATTERS	0 - 11X Last vs. Xavier 05-03-26
2 - 2X Last vs. Wake Forest 04-25-26	GROUNDOUTS	0 - 6X Last vs. Xavier 05-03-26
2 vs. Stony Brook 02-20-26	FLYOUTS	0 - 6X Last vs. Wake Forest 04-25-26

#24 BLAKELY, Jackson

HIGH	STAT	LOW
7 vs. NC State 03-29-26	IP	2 vs. Virginia Tech 03-07-26
25 vs. NC State 03-29-26	BATTERS FACED	10 vs. Virginia Tech 03-07-26
6 at Clemson 03-14-26	RUNS ALLOWED	0 - 6X Last at California 04-04-26
6 at Clemson 03-14-26	EARNED RUNS ALLOWED	0 - 6X Last at California 04-04-26
7 at Clemson 03-14-26	HITS ALLOWED	2 - 3X Last at California 04-04-26
9 vs. Georgia State 02-24-26	STRIKEOUTS	2 - 2X Last vs. Wake Forest 04-26-26
3 at North Carolina 04-19-26	WALKS ALLOWED	0 - 4X Last vs. Xavier 05-03-26
3 at Clemson 03-14-26	DOUBLES ALLOWED	0 - 5X Last vs. Xavier 05-03-26
1 vs. Florida St. 04-11-26	TRIPLES ALLOWED	0 - 10X Last vs. Xavier 05-03-26
2 - 2X Last vs. Wake Forest 04-26-26	HOMERS ALLOWED	0 - 7X Last at North Carolina 04-19-26
1 - 3X Last vs. Xavier 05-03-26	WILD PITCHES	0 - 8X Last vs. Wake Forest 04-26-26
3 at Clemson 03-14-26	HIT BATTERS	0 - 4X Last vs. Florida St. 04-11-26
7 - 2X Last vs. Florida St. 04-11-26	GROUNDOUTS	1 at North Carolina 04-19-26
10 vs. NC State 03-29-26	FLYOUTS	0 vs. Georgia State 02-24-26

PLAYER GAME HIGHS
#16 WILLCOX, Charlie

HIGH	STAT	LOW
2 - 3X Last vs. West Georgia 03-10-26	IP	0.2 at North Carolina 04-18-26
12 - 2X Last vs. Stony Brook 02-22-26	BATTERS FACED	3 - 2X Last at California 04-03-26
4 at Pitt 03-21-26	RUNS ALLOWED	0 - 4X Last at California 04-03-26
4 at Pitt 03-21-26	EARNED RUNS ALLOWED	0 - 4X Last at California 04-03-26
5 vs. Bowling Green 02-13-26	HITS ALLOWED	0 - 3X Last at California 04-03-26
3 vs. West Georgia 03-10-26	STRIKEOUTS	0 - 3X Last vs. Kennesaw State 04-07-26
3 at North Carolina 04-18-26	WALKS ALLOWED	0 - 5X Last at California 04-03-26
1 - 5X Last at North Carolina 04-18-26	DOUBLES ALLOWED	0 - 5X Last at California 04-03-26
0 - 10X Last at North Carolina 04-18-26	TRIPLES ALLOWED	0 - 10X Last at North Carolina 04-18-26
1 at Pitt 03-21-26	HOMERS ALLOWED	0 - 9X Last at North Carolina 04-18-26
1 at Georgia St. 03-03-26	WILD PITCHES	0 - 9X Last at North Carolina 04-18-26
2 - 2X Last vs. Kennesaw State 04-07-26	HIT BATTERS	0 - 8X Last at North Carolina 04-18-26
4 - 2X Last at Georgia St. 03-03-26	GROUNDOUTS	0 - 3X Last at North Carolina 04-18-26
2 - 2X Last vs. Kennesaw State 04-07-26	FLYOUTS	0 at Clemson 03-14-26

#29 PATEL, Mason

HIGH	STAT	LOW
5 vs. Bowling Green 02-14-26	IP	1 at Kennesaw St. 04-28-26
21 vs. Bowling Green 02-14-26	BATTERS FACED	4 at Kennesaw St. 04-28-26
5 vs. Stony Brook 02-21-26	RUNS ALLOWED	0 - 7X Last at Kennesaw St. 04-28-26
5 vs. Stony Brook 02-21-26	EARNED RUNS ALLOWED	0 - 7X Last at Kennesaw St. 04-28-26
8 vs. Stony Brook 02-21-26	HITS ALLOWED	0 at Pitt 03-20-26
7 vs. Bowling Green 02-14-26	STRIKEOUTS	0 - 2X Last at Kennesaw St. 04-28-26
2 vs. Bowling Green 02-14-26	WALKS ALLOWED	0 - 4X Last at Kennesaw St. 04-28-26
3 vs. Stony Brook 02-21-26	DOUBLES ALLOWED	0 - 5X Last at Kennesaw St. 04-28-26
0 - 10X Last at Kennesaw St. 04-28-26	TRIPLES ALLOWED	0 - 10X Last at Kennesaw St. 04-28-26
0 - 10X Last at Kennesaw St. 04-28-26	HOMERS ALLOWED	0 - 10X Last at Kennesaw St. 04-28-26
0 - 10X Last at Kennesaw St. 04-28-26	WILD PITCHES	0 - 10X Last at Kennesaw St. 04-28-26
1 vs. Florida St. 04-09-26	HIT BATTERS	0 - 9X Last at Kennesaw St. 04-28-26
6 at North Carolina 04-19-26	GROUNDOUTS	0 at Kennesaw St. 04-28-26
5 - 2X Last vs. Stony Brook 02-21-26	FLYOUTS	0 at Clemson 03-13-26

#99 BUURSEMA, Porter

HIGH	STAT	LOW
4 - 2X Last vs. Florida St. 04-10-26	IP	0 vs. Virginia Tech 03-08-26
16 vs. Florida St. 04-10-26	BATTERS FACED	2 vs. Virginia Tech 03-08-26
7 at North Carolina 04-18-26	RUNS ALLOWED	0 - 4X Last vs. West Georgia 03-10-26
7 at North Carolina 04-18-26	EARNED RUNS ALLOWED	0 - 5X Last at California 04-03-26
5 vs. NC State 03-28-26	HITS ALLOWED	0 - 4X Last at Pitt 03-21-26
7 vs. Florida St. 04-10-26	STRIKEOUTS	0 vs. Virginia Tech 03-08-26
4 - 2X Last at North Carolina 04-18-26	WALKS ALLOWED	1 - 5X Last vs. Florida St. 04-10-26
1 - 3X Last at California 04-03-26	DOUBLES ALLOWED	0 - 7X Last at North Carolina 04-18-26
0 - 10X Last at North Carolina 04-18-26	TRIPLES ALLOWED	0 - 10X Last at North Carolina 04-18-26
1 - 2X Last at North Carolina 04-18-26	HOMERS ALLOWED	0 - 8X Last at California 04-03-26
2 at North Carolina 04-18-26	WILD PITCHES	0 - 7X Last vs. Florida St. 04-10-26
0 - 10X Last at North Carolina 04-18-26	HIT BATTERS	0 - 10X Last at North Carolina 04-18-26
4 vs. Florida St. 04-10-26	GROUNDOUTS	0 - 2X Last vs. Virginia Tech 03-08-26
3 at California 04-03-26	FLYOUTS	0 - 4X Last vs. West Georgia 03-10-26

PLAYER GAME HIGHS
#14 BROWN, Cade

HIGH	STAT	LOW
4 vs. Bowling Green 02-14-26	PLATE APPEARANCES	1 - 3X Last vs. Kennesaw State 04-07-26
3 vs. Stony Brook 02-22-26	AT BATS	1 - 4X Last vs. Kennesaw State 04-07-26
1 - 3X Last vs. West Georgia 03-10-26	HITS	0 - 4X Last vs. Kennesaw State 04-07-26
1 - 3X Last vs. Virginia Tech 03-06-26	RUNS SCORED	0 - 4X Last vs. Kennesaw State 04-07-26
1 vs. Bowling Green 02-14-26	RBIs	0 - 6X Last vs. Kennesaw State 04-07-26
0 - 7X Last vs. Kennesaw State 04-07-26	DOUBLES	0 - 7X Last vs. Kennesaw State 04-07-26
0 - 7X Last vs. Kennesaw State 04-07-26	TRIPLES	0 - 7X Last vs. Kennesaw State 04-07-26
0 - 7X Last vs. Kennesaw State 04-07-26	HOMERUNS	0 - 7X Last vs. Kennesaw State 04-07-26
1 - 3X Last vs. West Georgia 03-10-26	TOTAL BASES	0 - 4X Last vs. Kennesaw State 04-07-26
2 vs. Bowling Green 02-14-26	WALKS	0 - 6X Last vs. Kennesaw State 04-07-26
2 at Georgia Southern 02-17-26	STRIKEOUTS	0 - 4X Last at California 04-02-26
0 - 7X Last vs. Kennesaw State 04-07-26	STOLEN BASES	0 - 7X Last vs. Kennesaw State 04-07-26
4 vs. Stony Brook 02-22-26	PUTOUTS	0 - 4X Last vs. Kennesaw State 04-07-26
1 - 2X Last at California 04-02-26	ASSISTS	0 - 7X Last vs. Kennesaw State 04-07-26
2 vs. Stony Brook 02-22-26	ERRORS	0 - 8X Last vs. Kennesaw State 04-07-26

#15 UNDERWOOD, Cooper

HIGH	STAT	LOW
5 vs. Wake Forest 04-25-26	IP	0 at Clemson 03-14-26
17 vs. Wake Forest 04-25-26	BATTERS FACED	1 at Clemson 03-14-26
4 - 2X Last vs. Georgia Southern 04-14-26	RUNS ALLOWED	0 - 3X Last vs. Wake Forest 04-25-26
4 - 2X Last vs. Georgia Southern 04-14-26	EARNED RUNS ALLOWED	0 - 3X Last vs. Wake Forest 04-25-26
4 - 2X Last vs. Auburn 03-31-26	HITS ALLOWED	0 - 2X Last vs. Wake Forest 04-25-26
7 vs. Wake Forest 04-25-26	STRIKEOUTS	0 - 2X Last at Clemson 03-14-26
3 vs. Virginia Tech 03-08-26	WALKS ALLOWED	0 - 3X Last vs. Xavier 05-02-26
2 - 2X Last vs. Georgia Southern 04-14-26	DOUBLES ALLOWED	0 - 4X Last vs. Wake Forest 04-25-26
0 - 9X Last vs. Xavier 05-02-26	TRIPLES ALLOWED	0 - 9X Last vs. Xavier 05-02-26
1 - 3X Last vs. Xavier 05-02-26	HOMERS ALLOWED	0 - 6X Last vs. Wake Forest 04-25-26
0 - 9X Last vs. Xavier 05-02-26	WILD PITCHES	0 - 9X Last vs. Xavier 05-02-26
2 vs. Northwestern 03-01-26	HIT BATTERS	0 - 5X Last vs. Xavier 05-02-26
5 - 2X Last vs. Wake Forest 04-25-26	GROUNDOUTS	0 - 4X Last vs. Xavier 05-02-26
5 vs. Virginia Tech 03-08-26	FLYOUTS	0 - 3X Last vs. Georgia Southern 04-14-26

#26 VICENS, James

HIGH	STAT	LOW
1.2 at Kennesaw St. 04-28-26	IP	0 at Clemson 03-14-26
11 at Kennesaw St. 04-28-26	BATTERS FACED	1 - 3X Last at North Carolina 04-17-26
4 at Kennesaw St. 04-28-26	RUNS ALLOWED	0 - 5X Last at North Carolina 04-17-26
4 at Kennesaw St. 04-28-26	EARNED RUNS ALLOWED	0 - 6X Last at North Carolina 04-17-26
3 vs. Georgia State 02-24-26	HITS ALLOWED	0 - 7X Last at North Carolina 04-17-26
3 vs. Kennesaw State 04-07-26	STRIKEOUTS	0 at Clemson 03-14-26
3 at Kennesaw St. 04-28-26	WALKS ALLOWED	0 - 4X Last at North Carolina 04-17-26
0 - 9X Last at Kennesaw St. 04-28-26	DOUBLES ALLOWED	0 - 9X Last at Kennesaw St. 04-28-26
0 - 9X Last at Kennesaw St. 04-28-26	TRIPLES ALLOWED	0 - 9X Last at Kennesaw St. 04-28-26
1 at Kennesaw St. 04-28-26	HOMERS ALLOWED	0 - 8X Last at North Carolina 04-17-26
1 - 2X Last at Kennesaw St. 04-28-26	WILD PITCHES	0 - 7X Last at North Carolina 04-17-26
1 at Kennesaw St. 04-28-26	HIT BATTERS	0 - 8X Last at North Carolina 04-17-26
1 - 2X Last at Kennesaw St. 04-28-26	GROUNDOUTS	0 - 7X Last at North Carolina 04-17-26
3 at Kennesaw St. 04-28-26	FLYOUTS	0 - 6X Last at North Carolina 04-17-26

PLAYER GAME HIGHS
#55 MCKELVEY, Adam

HIGH	STAT	LOW
1.1 vs. Stony Brook 02-20-26	IP	0 at Clemson 03-14-26
9 at Pitt 03-20-26	BATTERS FACED	1 at Clemson 03-14-26
3 at Pitt 03-20-26	RUNS ALLOWED	0 - 4X Last vs. West Georgia 03-10-26
3 at Pitt 03-20-26	EARNED RUNS ALLOWED	0 - 4X Last vs. West Georgia 03-10-26
2 - 2X Last at California 04-02-26	HITS ALLOWED	0 - 4X Last at Clemson 03-14-26
3 vs. Bowling Green 02-14-26	STRIKEOUTS	0 - 2X Last at North Carolina 04-18-26
3 at Pitt 03-20-26	WALKS ALLOWED	0 - 4X Last at North Carolina 04-18-26
1 vs. Bowling Green 02-14-26	DOUBLES ALLOWED	0 - 7X Last at North Carolina 04-18-26
0 - 8X Last at North Carolina 04-18-26	TRIPLES ALLOWED	0 - 8X Last at North Carolina 04-18-26
1 - 2X Last at North Carolina 04-18-26	HOMERS ALLOWED	0 - 6X Last at California 04-02-26
0 - 8X Last at North Carolina 04-18-26	WILD PITCHES	0 - 8X Last at North Carolina 04-18-26
1 at Pitt 03-20-26	HIT BATTERS	0 - 7X Last at North Carolina 04-18-26
1 at North Carolina 04-18-26	GROUNDOUTS	0 - 7X Last at California 04-02-26
2 - 2X Last at California 04-02-26	FLYOUTS	0 - 2X Last at Clemson 03-14-26

#0 DEE, Michael

HIGH	STAT	LOW
2 - 2X Last vs. Stony Brook 02-22-26	PLATE APPEARANCES	1 at Georgia Southern 02-17-26
2 vs. Bowling Green 02-14-26	AT BATS	1 - 2X Last vs. Stony Brook 02-22-26
1 - 2X Last vs. Stony Brook 02-22-26	HITS	0 at Georgia Southern 02-17-26
1 - 3X Last vs. Stony Brook 02-22-26	RUNS SCORED	1 - 3X Last vs. Stony Brook 02-22-26
1 vs. Stony Brook 02-22-26	RBI's	0 - 2X Last at Georgia Southern 02-17-26
0 - 3X Last vs. Stony Brook 02-22-26	DOUBLES	0 - 3X Last vs. Stony Brook 02-22-26
0 - 3X Last vs. Stony Brook 02-22-26	TRIPLES	0 - 3X Last vs. Stony Brook 02-22-26
0 - 3X Last vs. Stony Brook 02-22-26	HOMERUNS	0 - 3X Last vs. Stony Brook 02-22-26
1 - 2X Last vs. Stony Brook 02-22-26	TOTAL BASES	0 at Georgia Southern 02-17-26
1 vs. Stony Brook 02-22-26	WALKS	0 - 2X Last at Georgia Southern 02-17-26
1 - 2X Last at Georgia Southern 02-17-26	STRIKEOUTS	0 vs. Stony Brook 02-22-26
0 - 3X Last vs. Stony Brook 02-22-26	STOLEN BASES	0 - 3X Last vs. Stony Brook 02-22-26
2 vs. Stony Brook 02-20-26	PUTOUTS	0 - 5X Last vs. Kennesaw State 04-07-26
2 vs. Stony Brook 02-22-26	ASSISTS	0 - 5X Last vs. Kennesaw State 04-07-26
0 - 6X Last vs. Kennesaw State 04-07-26	ERRORS	0 - 6X Last vs. Kennesaw State 04-07-26

#5 STEPHENSON, Dominic

HIGH	STAT	LOW
2 - 2X Last vs. Stony Brook 02-22-26	PLATE APPEARANCES	1 - 2X Last vs. Virginia Tech 03-06-26
2 vs. Stony Brook 02-22-26	AT BATS	0 vs. Virginia Tech 03-06-26
2 vs. Stony Brook 02-22-26	HITS	0 - 3X Last vs. Virginia Tech 03-06-26
1 - 2X Last vs. Stony Brook 02-22-26	RUNS SCORED	0 - 2X Last vs. Virginia Tech 03-06-26
3 vs. Stony Brook 02-22-26	RBI's	0 - 3X Last vs. Virginia Tech 03-06-26
0 - 4X Last vs. Virginia Tech 03-06-26	DOUBLES	0 - 4X Last vs. Virginia Tech 03-06-26
1 vs. Stony Brook 02-22-26	TRIPLES	0 - 3X Last vs. Virginia Tech 03-06-26
0 - 4X Last vs. Virginia Tech 03-06-26	HOMERUNS	0 - 4X Last vs. Virginia Tech 03-06-26
4 vs. Stony Brook 02-22-26	TOTAL BASES	0 - 3X Last vs. Virginia Tech 03-06-26
1 vs. Virginia Tech 03-06-26	WALKS	0 - 3X Last vs. Stony Brook 02-22-26
1 - 2X Last at Georgia Southern 02-17-26	STRIKEOUTS	0 - 2X Last vs. Virginia Tech 03-06-26
0 - 4X Last vs. Virginia Tech 03-06-26	STOLEN BASES	0 - 4X Last vs. Virginia Tech 03-06-26
3 - 2X Last at Georgia Southern 02-17-26	PUTOUTS	0 vs. Virginia Tech 03-06-26
0 - 4X Last vs. Virginia Tech 03-06-26	ASSISTS	0 - 4X Last vs. Virginia Tech 03-06-26
0 - 4X Last vs. Virginia Tech 03-06-26	ERRORS	0 - 4X Last vs. Virginia Tech 03-06-26

PLAYER GAME HIGHS
#41 HARTWELL, Judson


HIGH	STAT	LOW
2 - 2X Last vs. Stony Brook 02-22-26	PLATE APPEARANCES	1 at Georgia Southern 02-17-26
2 vs. Stony Brook 02-22-26	AT BATS	1 - 2X Last at Georgia Southern 02-17-26
1 - 2X Last at Georgia Southern 02-17-26	HITS	0 vs. Stony Brook 02-22-26
2 vs. Bowling Green 02-14-26	RUNS SCORED	0 - 2X Last vs. Stony Brook 02-22-26
1 at Georgia Southern 02-17-26	RBI's	0 - 2X Last vs. Stony Brook 02-22-26
0 - 3X Last vs. Stony Brook 02-22-26	DOUBLES	0 - 3X Last vs. Stony Brook 02-22-26
0 - 3X Last vs. Stony Brook 02-22-26	TRIPLES	0 - 3X Last vs. Stony Brook 02-22-26
0 - 3X Last vs. Stony Brook 02-22-26	HOMERUNS	0 - 3X Last vs. Stony Brook 02-22-26
1 - 2X Last at Georgia Southern 02-17-26	TOTAL BASES	0 vs. Stony Brook 02-22-26
1 vs. Bowling Green 02-14-26	WALKS	0 - 2X Last vs. Stony Brook 02-22-26
0 - 3X Last vs. Stony Brook 02-22-26	STRIKEOUTS	0 - 3X Last vs. Stony Brook 02-22-26
0 - 3X Last vs. Stony Brook 02-22-26	STOLEN BASES	0 - 3X Last vs. Stony Brook 02-22-26
1 vs. Bowling Green 02-14-26	PUTOUTS	0 - 3X Last at California 04-02-26
0 - 4X Last at California 04-02-26	ASSISTS	0 - 4X Last at California 04-02-26
0 - 4X Last at California 04-02-26	ERRORS	0 - 4X Last at California 04-02-26

#39 NEISES, Tyler

HIGH	STAT	LOW
3 vs. Bowling Green 02-14-26	PLATE APPEARANCES	1 at Georgia Southern 02-17-26
2 vs. Bowling Green 02-14-26	AT BATS	1 at Georgia Southern 02-17-26
1 - 2X Last at Georgia Southern 02-17-26	HITS	1 - 2X Last at Georgia Southern 02-17-26
2 vs. Bowling Green 02-14-26	RUNS SCORED	0 at Georgia Southern 02-17-26
0 - 2X Last at Georgia Southern 02-17-26	RBI's	0 - 2X Last at Georgia Southern 02-17-26
0 - 2X Last at Georgia Southern 02-17-26	DOUBLES	0 - 2X Last at Georgia Southern 02-17-26
0 - 2X Last at Georgia Southern 02-17-26	TRIPLES	0 - 2X Last at Georgia Southern 02-17-26
0 - 2X Last at Georgia Southern 02-17-26	HOMERUNS	0 - 2X Last at Georgia Southern 02-17-26
1 - 2X Last at Georgia Southern 02-17-26	TOTAL BASES	1 - 2X Last at Georgia Southern 02-17-26
1 vs. Bowling Green 02-14-26	WALKS	0 at Georgia Southern 02-17-26
1 vs. Bowling Green 02-14-26	STRIKEOUTS	0 at Georgia Southern 02-17-26
0 - 2X Last at Georgia Southern 02-17-26	STOLEN BASES	0 - 2X Last at Georgia Southern 02-17-26
2 at Georgia Southern 02-17-26	PUTOUTS	0 - 2X Last vs. Virginia Tech 03-06-26
0 - 3X Last vs. Virginia Tech 03-06-26	ASSISTS	0 - 3X Last vs. Virginia Tech 03-06-26
0 - 3X Last vs. Virginia Tech 03-06-26	ERRORS	0 - 3X Last vs. Virginia Tech 03-06-26

TV/RADIO ROSTER

No. 3 Georgia Tech vs Duke • May 8-10 • Mac Nease Baseball Park at Russ Chandler Stadium • Atlanta.




#0

MICHAEL DEEINF • R/R • 6-2 • 174 • Fr.
Stone Mountain, Ga. (St. Pius X)


#1

PARKER BROSIOUSOF • R/L • 6-1 • 200 • Sr.
Suwanee, Ga. (Lambert HS)

#2

JARREN ADVINCULAINF • L/R • 6-2 • 195 • Jr.
Santa Clara, Calif. (Cal)

#3

CARSON KERCEINF • R/R • 5-11 • 200 • Jr.
Marietta, Ga. (Pope HS)

#4

ALEX HERNANDEZRHP/UTL • R/R • 6-2 • 210 • So.
Cumming, Ga. (Forsyth Central)


#5

DOMINIC STEPHENSONC/OF • R/R • 6-0 • 208 • Fr.
Marietta, Ga. (Harrison HS)

#6

CALEB DANIELOF • L/R • 6-0 • 188 • So.
Cartersville, Ga. (Cartersville HS)

#7

WILL BAKERINF • L/R • 6-0 • 197 • So.
Upper Coomera, Queensland, Australia

#8

DREW BURRESSOF • R/R • 5-9 • 185 • Jr.
Houston County, Ga. (Houston Co. HS)

#9

COLEMAN LEWISOF • L/R • 6-1 • 220 • Fr.
Lake Park, Ga. (Lowndes HS)


#10

KENT SCHMIDTINF • L/R • 6-0 • 225 • Jr.
Marietta, Ga. (Georgia Southern)

#11

RYAN ZUCKERMANINF • R/R • 6-4 • 230 • Jr.
Yardley, Pa. (Pitt)

#14

CADE BROWNOF/INF • R/R • 6-1 • 210 • So.
Lilburn, Ga. (Georgia)


#15

COOPER UNDERWOODLHP • L/L • 6-1 • 190 • Fr.
Acworth, Ga. (Allatoona HS)

#16

CHARLIE WILLCOXRHP • S/R • 6-3 • 218 • Fr.
Santa Rosa Beach, Fla. (South Walton HS)

#18

CADEN GAUDETTERHP • R/R • 6-0 • 207 • R-Jr.
Alpharetta, Ga. (Milton HS)

#19

NATHANAEL COUPETC/INF • R/R • 6-0 • 218 • R-So.
Boynton Beach, Fl. (North Broward Prep)

#20

CADEN SPIVEYRHP • R/R • 6-2 • 193 • Sr.
Vidalia, Ga. (Notre Dame)

#21

CARSON BALLARDRHP • R/R • 6-1 • 195 • R-Jr.
Alpharetta, Ga. (Wesleyan HS)

#22

TATE MCKEERHP • R/R • 6-3 • 210 • Jr.
Kennesaw, Ga. (Mount Paran Christian)

#24

JACKSON BLAKELYRHP • R/R • 6-0 • 220 • So.
Thomaston Ga. (Upton-Lee HS)

#25

VAHN LACKEYC/INF • R/R • 6-2 • 215 • Jr.
Suwanee, Ga. (Collins Hill HS)

#26

JAMIE VICENSRHP • R/R • 6-5 • 202 • Fr.
Atlanta, Ga. (Marist School)

#29

MASON PATELRHP • R/R • 6-1 • 208 • Gr.
Knoxville, Tenn. (Georgia State)

#31

JUSTIN SHADEKRHP • R/R • 6-6 • 235 • R-So.
Kinnelon, N.J. (Rutgers)

#32

BRETT BARFIELDLHP • L/L • 6-1 • 215 • Sr.
Cumming, Ga. (Florida St.)

#34

DREW ROGERSC • R/R • 6-1 • 220 • So.
Tempe, Ariz. (Hamilton HS)


#35

JAKE LANKIERHP • R/R • 6-2 • 191 • R-So.
Alpharetta, Ga. (Georgia)

#37

DYLAN LOYLHP • L/L • 6-0 • 208 • Jr.
Pigeon Forge, Tenn. (Tennessee)

#39

TYLER NEISESOF • L/R • 6-3 • 225 • Jr.
Dalton, Ga. (Dalton HS)

#41

JUDSON HARTWELLINF • R/R • 6-3 • 215 • Fr.
Watkinsville, Ga. (Prince Ave. Christian)

#43

DIMITRI ANGELAKOSRHP • R/R • 6-1 • 214 • R-Fr.
Woodstock, Ga. (Etowah HS)

#49

KAYDEN CAMPBELLLHP • R/L • 6-2 • 205 • Jr.
Cincinnati, Ohio (Louisville)

#54

RILEY HASENSTABRHP • R/R • 6-2 • 218 • R-Fr.
Duluth, Ga. (Duluth HS)


#55

ADAM MCKELVEYLHP • L/L • 6-3 • 229 • So.
Roswell, Ga. (Roswell HS)

#99

PORTER BUURSEMARHP • R/R • 6-1 • 198 • Jr.
Woodstock, Ga. (Georgia Southern)

#13

JAMES RAMSEYHead Coach (1st Season)
8th year at Tech

#77

MATT TAYLORPitching Coach/Recruiting Coord.
3rd Season

#27

SCOTT STRICKLINAssistant Coach (1st Season)
7th Year at Tech

#48

JOSH SCHULMAN

Assistant Coach (2nd Season)



#55

JASON RICHMANDirector of Pitching
3rd Season

#99

TREY YUNGERDirector of Operations
1st Season