

GEORGIA TECH

131ST SEASON • 36 NCAA REGIONAL APPEARANCES • 3 COLLEGE WORLD SERIES APPEARANCES • 10 ACC CHAMPIONSHIPS

2026 Official Game Notes | RamblinWreck.com | Contact: Anthony Brandt • abrandt@athletics.gatech.edu • (817) 757-6979

GEORGIA TECH BY THE NUMBERS

Overall Record.....	42-9
ACC Record.....	22-5
at Mac Nease Baseball Park.....	30-4
Road Games.....	10-4
Neutral Site Games.....	2-0
Streak.....	L1
Last 10.....	8-2

2026 SCHEDULE / RESULTS

Date	Opponent	Time/Result
2/13	BOWLING GREEN	W, 11-5
2/14	BOWLING GREEN	W, 27-4
2/14	BOWLING GREEN	W, 12-2 (7)
2/17	GEORGIA SOUTHERN	W, 25-1
2/20	STONY BROOK	W, 14-5
2/20	STONY BROOK	W, 10-5 (7)
2/21	STONY BROOK	W, 6-5 (10)
2/22	STONY BROOK	W, 21-3 (7)
2/24	GEORGIA STATE	L, 4-9
2/27	NORTHWESTERN	W, 17-3 (7)
2/28	NORTHWESTERN	W, 13-3 (7)
3/1	NORTHWESTERN	W, 14-6
3/3	GEORGIA STATE [^]	W, 4-1
3/6	VIRGINIA TECH	W, 16-1 (7)
3/7	VIRGINIA TECH	W, 14-5
3/8	VIRGINIA TECH	L, 6-9
3/10	WEST GEORGIA	W, 14-0 (7)
3/12	#8 CLEMSON	W, 10-0 (7)
3/13	#8 CLEMSON	W, 9-3
3/14	#8 CLEMSON	L, 7-13
3/17	#4 AUBURN	L, 2-9
3/20	PITTSBURGH	W, 11-9
3/21	PITTSBURGH	L, 9-14
3/22	PITTSBURGH	W, 12-4 (7)
3/27	#14 NC STATE	W, 3-1
3/28	#14 NC STATE	W, 6-4
3/29	#14 NC STATE	W, 10-0 (8)
3/31	#11 AUBURN	W, 13-3 (8)
4/2	CALIFORNIA	W, 17-2 (7)
4/3	CALIFORNIA	W, 7-2
4/4	CALIFORNIA	W, 9-3
4/7	KENNESAW STATE	W, 11-4
4/9	#5 FLORIDA STATE	W, 4-3
4/10	#5 FLORIDA STATE	W, 8-3
4/11	#5 FLORIDA STATE	W, 17-3 (7)
4/14	GEORGIA SOUTHERN	W, 13-9
4/17	#3 NORTH CAROLINA	L, 2-5
4/18	#3 NORTH CAROLINA	L, 4-14 (8)
4/19	#3 NORTH CAROLINA	W, 5-2
4/21	#5 GEORGIA*	W, 14-4 (7)
4/24	WAKE FOREST	W, 6-5
4/25	WAKE FOREST	W, 14-11
4/26	WAKE FOREST	W, 6-5
4/28	KENNESAW STATE	W, 10-7
5/1	XAVIER	L, 4-8 (10)
5/2	XAVIER	W, 7-5
5/3	XAVIER	W, 14-6
5/8	DUKE	W, 10-9 (10)
5/9	DUKE	W, 15-2 (7)
5/10	DUKE	W, 14-1 (7)
5/12	MERCER	L, 9-12
5/14	#23 BOSTON COLLEGE	6 pm
5/15	#23 BOSTON COLLEGE	3 pm
5/16	#23 BOSTON COLLEGE	12 pm

5/19-24 ACC TOURNAMENT CHARLOTTE, N.C.

* Game held at Truist Park
[^] Game held at Gwinnett Field
 Home games in Gold

WEEKEND 14: No. 3 GEORGIA TECH at No. 23 BOSTON COLLEGE



GEORGIA TECH YELLOW JACKETS

Overall Record.....42-9, 22-5 ACC
 Ranking#3 D1, PG, BA, NCBWA & Coaches
 Head CoachJames Ramsey
 Career Record42-9 (1st season)
 Record at GTSame
 Record Last Week.....3-0 vs Duke / 0-1 vs. Mercer

MATCHUPS AT A GLANCE

GT	OFFENSE	BC
.359	Batting	.284
.626	Slugging	.436
.468	On-Base Pct	.398
132	Doubles	102
12	Triples	19
106	Home Runs	39
325	Walks	259
50/56	SB/SBA	137/156



BOSTON COLLEGE EAGLES

Overall Record.....36-17, 17-10 ACC
 Ranking....#22 PG / #23 D1 / #24 Coaches / #25 NCBWA
 Head CoachTodd Interdonato
 Career Record541-498-1 (19th season)
 Record at BC.....86-77 (3rd season)
 Last Week.....1-1 vs NJIT

GT	PITCHING/DEFENSE	BC
4.81	ERA	4.35
426.2	IP	455.1
0	CGs	1
11	Saves	16
491/200	K/BB	426/205
.249	OBA	.257
42	Errors	44
26	Double Plays	38

PROBABLE PITCHERS

Thursday



Tate McKee
 #22 | Jr. | RHP | 7-1
 61.0 IP / 4.57 ERA
 1.46 WHIP / 70 Ks

Friday



Carson Ballard
 #21 | Jr.-Jr. | RHP | 6-0
 32.0 IP / 3.38 ERA
 1.47 WHIP / 35 Ks

Saturday



Jackson Blakely
 #24 | So. | RHP | 6-1
 50.2 IP / 2.84 ERA
 1.14 WHIP / 56 Ks

TOP STORYLINES

- The No. 3 ranked GT enters the final week of the greatest regular season in the program's storied history, owning a 42-9 record (tied with 1993) and a 22-5 mark in the ACC, the best in 131 years of Tech Baseball.
- Tech became the fastest team in program history to 40 wins, doing so in only 48 games.
- The Jackets are tied for the most ACC wins in program history (22) still with three conference games remaining on the schedule, this Thursday-Saturday at Boston College.
- Georgia Tech has an opportunity to clinch back-to-back ACC regular season titles this week. The Jackets magic number over North Carolina is two, meaning two GT wins, one GT win / one UNC loss or two UNC losses would clinch the title.
- Tech is looking for back-to-back ACC regular season titles for the 2nd time in program history and the first time since 2004/2005
- GT is hoping to be the first back-to-back ACC Regular Season Champion since UVA in 2010/2011 (15 years)
- It would be GT's 11th Regular Season ACC Championship and the 8th outright season title.
- It would be Tech's 9th ACC Regular Season/Division Title this century, 2nd most in the conference behind only Florida State (11)
- James Ramsey is hoping to become the first ACC Coach to win a Regular Season Title in his 1st season since 1994 (Jack Leggett at Clemson) and the first coach to win the ACC regular season in his 1st season as a head coach since 1958 (Bill Wilhelm at Clemson)
- The Jackets have swept 8 series this season, a new record.
- Tech is 21-2 in night games this season and 11-1 in night games played on the road.
- The Jackets have won 11 games against Top 15 teams (11-3) for the first time ever and lead the nation with 16 Quad 1 wins. Tech's 16-5 record against Quad 1 teams is the highest win percentage in the nation among teams with more than 10 games played against Quad 1 opponents.
- The Jackets own the best offense in the country and the best offense in modern college baseball history. In the 16 seasons of the BBCOR era, the 2026 Jackets have produced the best average (.359), on-base percentage (.468) and the most runs (540) of any Power Conference team after 13 weeks in the BBCOR era.

- The offense is on pace to set program records in average (.359 – record is .347), OBP (.468 – record is .434), slugging (.626 – record is .575) and runs-per-game (10.6 – record is 10.3).
- Tech leads Division I in five standard statistical categories: average (.359), OBP (.468), OPS (1.094), hits (635) and runs (540) and are Top 5 in multiple others: slugging percentage (2ND - .626) doubles (3rd - 132), walks (4th - 325) and home runs (5th - 106).
- The Jackets are the only team in the nation to be averaging double-digit runs per game this season (10.6), nearly a full run-per-game more than 2nd place (Georgia - 9.7). A power conference team has not averaged double-digit runs per game over a full season since Arizona State in 2003 - 23 years ago.
- GT's 540 runs are the 2nd highest total for a single season in the program's BBCOR era (since 2011), behind only 2022 (564).
- GT is outscoring its opponents 540-252, that +288 margin is the highest through 51 in program history. 26% of Division I teams (79) haven't scored 288 runs all season.
- Tech has struck out 10.36 batters per nine innings this season, the program record for K/9 is 10.00 from back in 1998.
- Tech has scored 10+ in 29 of 51 games (56.9% of games).
- Drew Burress has hit home runs in six of his last nine games. Last Sunday, he tied the Tech program record with his 57th career home run, tying the record set by Jason Varitek from 1991-94.
- Burress has landed himself on the program leaderboard in HRs (T-1st - 57), slugging % (2nd - .731), 2B (8th - 56), R (6th - 221), TB (7th - 479), average (17th - .362) and RBI (14th - 182).
- Carson Kerce has tied the program record with 27 doubles this season, a record held by Jay Payton (1994) for 32 years. He leads all of Power 4 in doubles.
- Jarren Advincula leads the nation with 93 hits this season, five shy of the GT BBCOR era record (98 by Kyle Wren in 2013) on pace to own Tech's first 100 hit season since 2005.
- He is hitting .435 for the season, the highest average in Power 4 and the 5th best for a single season in program history.
- Ryan Zuckerman has hit 20 HR, the 2nd most in the ACC. He is the 16th Jacket in program history to have a 20-homer season. He is 6 home runs shy of the record (26), set by Kevin Parada in 2022.
- Tech leads the all-time series with Boston College, 21-18.

2026 QUICK FACTS
GENERAL INFORMATION

School.....Georgia Institute of Technology (Georgia Tech)
Location.....Atlanta, Ga.
Enrollment.....53,067
Founded.....1885
Nickname.....Yellow Jackets, Ramblin' Wreck
Mascot....."Buzz" the Yellow Jacket
Official Colors.....Tech Gold and White
Conference.....Atlantic Coast Conference (ACC)
President.....Dr. Angel Cabrera
Faculty Athletic Representative.....Dr. Jenna Jordan
Director of Athletics.....Ryan Alpert
Website.....www.RamblinWreck.com

BASEBALL STAFF

Head Coach.....James Ramsey (1st season - 8th at Tech)
 Alma Mater, Year.....Florida State, 2012
Ast. Coach/Pitching/Recruiting Coord......Matt Taylor (3rd year)
 Alma Mater, Year.....Columbus State, 2017
Assistant Coach/Catchers.....Scott Stricklin (1st year)
 Alma Mater, Year.....Kent State, 1993
Assistant Coach/Base Runners.....Josh Schulman (2nd year)
 Alma Mater, Year.....Rochester, 2015 & Texas A&M, 2017
Director of Baseball Operations.....Trey Yunger
Strength and Conditioning.....Steve Tamborra
Athletic Trainer.....Paul Wolkoff
Equipment Manager.....Bill Shackelford
Director of Sports Psychology.....Dr. Jenny Kraska

HISTORICAL INFORMATION

Record Since 1895.....2,723-1,731-27 (.610)
Record at Mac Nease Baseball Park (since 1985)
1,080-351-1 (.754)
ACC Regular Season Record (since 1980)
649-479-2 (.574)
ACC Regular Season Championships (Divisional).....10
 1987, 1993, 1997, 2000, 2004, 2005, (2011, 2019, 2021), 2025
ACC Tournament Appearances.....44
ACC Tournament Record.....84-70 (.545)
ACC Tournament Championships.....9
 1985, 1986, 1987, 1988, 2000, 2003, 2005, 2012, 2014
NCAA Tournament Appearances.....36
 1959, 1971, 1985, 1986, 1987, 1988, 1989, 1990, 1991,
 1992, 1993, 1994, 1995, 1996, 1997, 1998, 2000, 2001,
 2002, 2003, 2004, 2005, 2006, 2008, 2009, 2010, 2011,
 2012, 2013, 2014, 2016, 2019, 2021, 2022, 2024, 2025
NCAA Tournament Record.....80-73 (.523)
NCAA Super Regional Appearances.....5
 2000, 2002, 2004, 2005, 2006
College World Series Appearances.....3
 1994 (2nd), 2002 (T-5th), 2006 (T-7th)
College World Series Record.....4-5 (.444)

STADIUM INFORMATION

Name.....Mac Nease Baseball Park at Russ Chandler Stadium
Year Opened.....1985
Last Renovated.....2020-21
Capacity.....3,194
Dimensions.....329-382-390-350-334
Fence Height.....10 feet
Address.....Fowler Street & Fifth Street, Atlanta, Ga. 30332

2026 TEAM INFORMATION

Lettermen Returning.....24
Starting Position Player.....8
Starting Pitchers.....2
Newcomers.....12

2025 YEAR IN REVIEW

Overall Record.....41-19
ACC Record.....19-11
ACC Finish.....Regular Season Champions
ACC Tournament.....1-1
Final Ranking.....No. 24

NO.	NAME	POS.	YR	B/T	HT	WT	HOMETOWN(LAST SCHOOL)
0	Michael Dee	INF	FR	R/R	6'2"	174	Stone Mountain, GA. (St. Pius X)
1	Parker Brosius	OF	SR	R/L	6'1"	200	Suwanee, GA. (Lambert HS)
2	Jarren Advincula	INF	JR	L/R	6'2"	195	Santa Clara, Calif. (California)
3	Carson Kerce	INF	JR	R/R	5'11"	200	Marietta, GA. (Pope HS)
4	Alex Hernandez	UTL/RHP	SO	R/R	6'2"	210	Cumming, GA. (Forsyth Central HS)
5	Dominic Stephenson	C/OF	FR	R/R	6'0"	208	Marietta, GA. (Harrison HS)
6	Caleb Daniel	OF	SO	L/R	6'0"	188	Cartersville, GA. (Cartersville HS)
7	Will Baker	INF/OF	SO	L/R	6'0"	197	Upper Coomera, Queensland, Australia
8	Drew Burress	OF	JR	R/R	5'9"	185	Houston County, GA. (Houston County HS)
9	Coleman Lewis	OF	FR	L/R	6'1"	220	Lake Park, GA. (Lowndes HS)
10	Kent Schmidt	INF	JR	L/R	6'0"	225	Marietta, GA. (Georgia Southern)
11	Ryan Zuckerman	INF	JR	R/R	6'4"	230	Yardley, PA. (Pittsburgh)
14	Cade Brown	OF/INF	SO	R/R	6'1"	210	Lilburn, GA. (Georgia)
15	Cooper Underwood	LHP	FR	L/L	6'1"	190	Acworth, GA. (Allatoona HS)
16	Charlie Willcox	RHP	FR	S/R	6'3"	218	Santa Rosa Beach, Fla. (South Walton HS)
18	Caden Gaudette	RHP	R-JR.	R/R	6'0"	207	Alpharetta, GA. (Milton HS)
19	Nathanael Coupet	C/INF	R-SO.	R/R	6'0"	218	Boynton Beach, FL (North Broward Prep)
20	Caden Spivey	RHP	SR	R/R	6'2"	193	Vidalia, GA. (Notre Dame)
21	Carson Ballard	RHP	SR	R/R	6'1"	195	Alpharetta, GA. (Wesleyan HS)
22	Tate McKee	RHP	JR	R/R	6'3"	210	Kennesaw, GA. (Mount Paran Christian)
24	Jackson Blakely	RHP	SO	R/R	6'0"	220	Thomaston GA. (Upson-Lee HS)
25	Vahn Lackey	C/INF	JR	R/R	6'2"	215	Suwanee, GA. (Collins Hill HS)
26	Jamie Vicens	RHP	FR	R/R	6'5"	202	Atlanta, GA. (Marist School)
29	Mason Patel	RHP	GR	R/R	6'1"	208	Knoxville, TN Georgia State)
31	Justin Shadek	RHP	R-SO	R/R	6'6"	235	Kinnelon, N.J. (Rutgers)
32	Brett Barfield	LHP	SR	L/L	6'1"	215	Cumming, GA. (Florida State)
34	Drew Rogers	C	SO	R/R	6'1"	220	Tempe, AZ (Hamilton HS)
35	Jake Lankie	RHP	R-SO	R/R	6'2"	191	Alpharetta, GA. (Georgia)
37	Dylan Loy	LHP	JR	L/L	6'0"	208	Pigeon Forge, Tenn. (Tennessee)
39	Tyler Neises	OF/INF	JR	L/R	6'3"	225	Dalton, GA. (Dalton HS)
41	Judson Hartwell	INF/OF	FR	R/R	6'3"	215	Watkinsville, Ga. (Prince Avenue Christian)
43	Dimitri Angelakos	RHP	R-FR	R/R	6'1"	214	Woodstock, GA. (Etowah HS)
49	Kayden Campbell	LHP	SR	R/L	6'1"	210	Cincinnati, OH (Louisville)
54	Riley Hasenstab	RHP	R-FR	R/R	6'2"	218	Duluth, GA. (Duluth HS)
55	Adam McKelvey	LHP	SO	L/L	6'4"	248	Roswell, GA. (Roswell HS)
99	Porter Buursema	RHP	JR	R/R	6'1"	200	Woodstock, GA. (Georgia Southern)

Coaching Staff

Head Coach – James Ramsey (1st Season)
Assistant Coach/Pitching/Recruiting Coord. – Matt Taylor (3rd Season)
Assistant Coach – Scott Stricklin (1st season)
Assistant Coach – Josh Schulman (2nd season)
Director of Pitching - Jason Richman (3rd Season)
Director of Operations - Trey Yunger (1st season)
Player Development Coach - Steve Tamborra (26th season)
Athletic Trainer - Paul Wolkoff (17th season)
Director of Sports Psychology - Dr. Jenny Kraska (2nd Season)

PRO-NUN-SEE-AY-SHUN GUIDE

MICHAEL DEE....."D"
 PARKER BROSIUS.....BRO-ZHUS
 JARREN ADVINCULA.....AD-VINK-YOU-LA
 CADEN GAUDETTE.....GOD-DET
 NATHANAEL COUPE.....COO-PAY
 CADEN SPIVEY.....SPY-VEE
 VAHN LACKEY.....LIKE "VAUGHN"
 JAMIE VICENS.....VI-SENS
 JUSTIN SHADEK.....SHAD-ICK
 TYLER NEISES.....NICE-IS
 DIMITRI ANGELAKOS.....AN-GEL-LAH-KOS
 RILEY HASENSTAB.....HAAS-IN-STOB
 ADAM MCKELVEY.....MICK-KEL-VEE
 PORTER BUURSEMA.....BIR-SIM-AH
 JOSH SCHULMAN.....SHOOL-MAN

GEORGIA TECH®

RECRUITING SUCCESS

• Tech has now signed top-5 classes in four of the last seven years, top-10 classes in five of the last seven years, and had six-straight top-20 Perfect Game recruiting classes, leading the Atlantic Coast Conference in all categories.

• The 2025 class was ranked No. 28 overall, due to only having nine commits. Although the average player grade came in at 6.44 - the 15th best in the nation.

• The class featured three signees that signed MLB contracts, notably Ryan Mitchell (2nd round pick by the Cardinals) and Ryan Hall (5th round pick by the Tigers)

• It also features **Cooper Underwood**, the No. 1 LHP from the state of Georgia and the 2025 Prep Baseball Georgia Player of the Year out of Allatoona HS. He turned down a 7 figure signing bonus from the Brewers after they selected him in the 12th round of the 2025 MLB Draft.

• Underwood was named the third starter for the opening weekend series, becoming the first true freshman pitcher to start on opening weekend for the Yellow Jackets since Adam Finateri in 2022.

JACKETS FROM 2025 NO. 28 RECRUITING CLASS

Name	Hometown	Position	PG National Ranking
Michael Dee	Stone Mountain, Ga.	INF	---
Judson Hartwell	Watkinsville, Ga.	INF	317
Coleman Lewis	Lake Park, Ga.	OF	214
Dominic Stephenson	Marietta, Ga.	C/OF	152
Cooper Underwood	Acworth, Ga.	LHP	118
Jamie Vicens	Atlanta, Ga.	RHP	201
Charlie Willcox	Santa Rosa Beach, Fla.	RHP	73

• The 2024 freshman class was rated No. 2 in the nation and featured two players ranked in PG's National top-100: Drew Rogers (No. 23 prospect / No. 3 Catcher) and Alex Hernandez (No. 96 prospect / No. 8 3B).

JACKETS FROM 2024 NO. 2 RECRUITING CLASS

Name	Hometown	Position	PG National Ranking
Dimitri Angelakos	Woodstock, Ga.	RHP	---
Will Baker	Upper Coomera, Queensland, Australia	INF	---
Jackson Blakely	Thomaston, Ga.	RHP	---
Caleb Daniel	Cartersville, Ga.	UTL	187
Riley Hasenstab	Duluth, Ga.	RHP	---
Alex Hernandez	Cumming, Ga.	RHP/INF	96
Adam McKelvey	Roswell, Ga.	LHP	---
Drew Rogers	Tempe, Ariz.	C	23

JACKETS FROM 2023 NO. 5 RECRUITING CLASS

Name	Hometown	Position	PG National Ranking
Drew Burress	Houston County, Ga.	OF	18
Nathanael Coupet	Boynton Beach, Fla.	C	494
Carson Kerce	Marietta, Ga.	INF	334
Vahn Lackey	Suwanee, Ga.	C	---
Tate McKee	Kennesaw, Ga.	RHP	123
Tyler Neises	Dalton, Ga.	INF	---

JACKETS FROM 2022 NO. 3 RECRUITING CLASS

Name	Hometown	Position
Parker Brosius	Suwanee, Ga.	OF
Caden Gaudette	Alpharetta, Ga.	RHP
Carson Ballard	Alpharetta, Ga.	RHP

PRODUCTION FROM THE PORTAL

• Georgia Tech's lifeblood lies in high school recruiting but in modern college baseball, portal pickups have become a necessity and Tech has used it to collect key pieces of what the college baseball world believes is a national championship caliber roster in 2026.

JACKETS FROM THE TRANSFER PORTAL

Name	Position	Year at Tech	Past School
Jarren Advincula	INF	1st	California
Brett Barfield	LHP	3rd	Florida St
Cade Brown	INF	1st	Georgia
Porter Buursema	RHP	2nd	Georgia Southern
Kayden Campbell	LHP	2nd	Louisville
Jake Lankie	RHP	2nd	Georgia
Dylan Loy	LHP	1st	Tennessee
Mason Patel	RHP	3rd	Georgia St
Kent Schmidt	INF	2nd	Georgia Southern
Justin Shadek	RHP	1st	Rutgers
Caden Spivey	RHP	2nd	Notre Dame
Ryan Zuckerman	INF	1st	Pitt

CARDIAC JACKETS

• Since James Ramsey joined the Jackets, in 2019, Tech is 46-27 (.630 winning pct.) in one-run games.

• Earlier this season, vs. Wake Forest, the Jackets won a pair of one-run contests, 6-5, erasing deficits of 4-1 and 5-4 in each game.

GT BASEBALL RECORD IN 1-RUN GAMES - SINCE 2002

Year	Record	Pct.
2026	5-0	1.000
2025	7-4	.636
2024	4-3	.571
2023	4-6	.400
2022	6-3	.667
2021	8-4	.667
2020	2-2	.500
2019	10-5	.667
2018	4-5	.444
2017	3-9	.250
2016	8-5	.615
2015	9-3	.750
2014	8-10	.444
2013	8-6	.571
2012	9-7	.563
2011	5-5	.500
2010	5-2	.714
2009	7-3	.700
2008	9-4	.692
2007	5-5	.500
2006	9-6	.600
2005	9-9	.500
2004	10-5	.667
2003	7-4	.636
2002	10-3	.769
TOTAL	168-118	.587

RAMMER TIME - A NEW ERA OF TECH BASEBALL

• 2026 is the first season for new Head Coach **James Ramsey** who had been serving as an assistant coach for the past seven seasons.

• Since Ramsey took over coaching the offense in 2019, Georgia Tech leads the ACC in batting average (.314), OPS (.938), OBP (.416), slugging (.522), hits (4,596), doubles (928), runs (3,473) and SAC Flies (234), they are second in triples (96) and RBI (3,209) and HR (653).

• Ramsey takes over for the legendary head coach, and Hall of Famer, **Danny Hall**, who retired after his 32nd season in 2025 with the ninth-most wins in college baseball history - 1,452

• This is the first time GT has had a new head coach since Hall took over in 1994, leading the Yellow Jackets to the College World Series final on the backs of three 1st round picks: Nomar Garciaparra, Jason Varitek & Jay Payton.

• This season, Ramsey takes over a team with similar expectations and possibly more 1st round picks. Drew Burress is considered the top outfielder in the upcoming draft along with Vahn Lackey, the top catcher in the class. Jarren Advincula, Carson Kerce and Alex Hernandez are all listed as Top 150 prospects with a chance to work their way into the first round this season.

Returning the Culture

• Georgia Tech baseball returns eight of the nine players from the starting lineup of the opening game of the Oxford Regional last season: CF Drew Burress, 1B Kent Schmidt, RF Alex Hernandez, C Vahn Lackey, LF Caleb Daniel, 3B Carson Kerce, 2B Will Baker and DH Drew Rogers.

• The Jackets return 11 hitters from last years team, returning 519 hits (82%), 119 doubles (80%), nine triples (75%) 72 home runs (77%) and 375 RBI (80%).

• They return the 2025 team-leaders in batting average (Kent Schmidt - .397), slugging pct. (Drew Burress - .693), on-base pct. (Drew Burress - .469), runs scored (Drew Burress - 77), hits (Vahn Lackey and Alex Hernandez - 77), RBI (Alex Hernandez - 69), doubles (Drew Burress - 23) and home runs (Drew Burress - 19)

• Alex Hernandez was named 2025 ACC Freshman of the Year, giving Tech back-to-back ACC Freshman of the Year after Drew Burress took home the award in 2024. Georgia Tech was already the only program in conference history to win the award in back-to-back seasons after doing so in 1991 (Jason Varitek) and 1992 (Nomar Garciaparra) - now having done so twice.

• Hernandez became the 7th Yellow Jacket to win Freshman of the Year, joining GT legends Drew Burress (2024), Matt Wieters (2005), Micah Owings (2003), Mark Teixeira (1999), Nomar Garciaparra (1992), and Jason Varitek (1991).

• He earned the award after setting a Georgia Tech freshman record with 69 RBI.

• Georgia Tech is tied with North Carolina for the most freshman of the year awards in ACC history. Since the conference first began awarding them back in 1991, GT and UNC are the only programs with more than five.

• Burress earned his ACC FOTY award and the National Freshman of the Year honor after slugging .821 in 2024- the highest single season slugging percentage in program history, with a minimum of 200 at bats. It was the 4th highest slugging percentage in a single season by a Yellow Jacket, the best since 1926 and the first .800+ slugging season in 45 years (Tommy Thompson (.811) – 1979).

HIGHEST SLUG % - SINGLE SEASON - GT HISTORY

Name	TB-AB	Slugging %	Season
1. Tom Angley	93-100	.930	1926
2. Bobby Reeves	97-109	.890	1926
3. Doug Wycoff	81-98	.827	1926
4. Drew Burress	179-218	.821	2024
5. Tom Angley	68-83	.819	1925
6. Tommy Thompson	103-127	.811	1979
7. Jason Varitek	182-228	.798	1993
8. Nomar Garciaparra	213-274	.777	1994
9. Mark Teixeira	186-241	.772	2000
10. Riccardo Ingram	179-237	.755	1987

• Tech led the nation in doubles last season (149) and return 119 of those to the lineup this year, while adding in Jarren Advincula (17) & Ryan Zuckerman (16).

• The Jackets were the only Power 4 team with three players at 20+ doubles last year: Burress (23), Kyle Lodise (20) & Carson Kerce (20)

• Tech also returns 60 % of its innings pitched from 2025, including Friday night starter Tate McKee and National Stopper of the Year Finalist/NCBWA All-American, Mason Patel.

• The Jackets pitching staff delivered a 9.37 K/9 rate last season, the third highest in program history.

2025 REGULAR SEASON ACC CHAMPIONS

• The Yellow Jackets won their 10th ACC regular season championship with an ACC leading 19 wins in conference play.

• It was the first outright Atlantic Coast Conference regular-season championship in 20 years: 1987, 1993, 1997, 2000, 2004, 2005, 2011 and now 2025 (Divisional titles in 2019 and 2021).

• In true #CardiacJackets form, the team clinched the regular season title on the final day of conference play, with an 8-2 victory at Duke in which Drew Burress went 4-for-4 in the win, reaching base five times with a single, two doubles, a home run and a hit-by-pitch for his 5th-career four-hit game and his second of the weekend.

• GT pitching held opponents to 8.84 hits-per-nine innings this year, the lowest mark in over a decade (8.43 in 2014).

• Vahn Lackey was named a semifinalist for the Buster Posey National Collegiate Catcher of the Year award. Georgia Tech is one of three programs with multiple Buster Posey Award winners (Kevin Parada in 2022 and Joey Bart in 2018), alongside Florida State and Southern California.

• Mason Patel became the first finalist for the National Stopper of the Year award in program history, after becoming the first Yellow Jacket in program history to win 11 games without making a single start. His 11 wins last year was the 13th-most in a single season in GT history, most since Kyle Bakker posted 13 wins in 2002.

THE JACKETS RAKE WITH RAMSEY

• Since Ramsey took over coaching the offense in 2019, Georgia Tech leads the ACC in batting average (.314), OPS (.938), OBP (.416), slugging (.522), hits (4,596), doubles (928), runs (3,473) and SAC Flies (234), they are second in triples (96) and RBI (3,209) and HR (653).

• Over Ramsey's tenure, the Georgia Tech offense has led the nation in multiple categories and have been the class of the ACC - one of the nations most difficult conferences.

GEORGIA TECH — 2025 FINAL NAT'L/ACC RANKS

Category	No.	D1 Rank	ACC Rank
Doubles	149	1st	1st
SAC Flies	40	1st	1st
Doubles per game	2.48	7th	1st
Slugging %	.540	11th	2nd
Batting Average	.315	12th	1st
Runs	506	22nd	4th
Hits	632	25th	3rd
Scoring	8.4	26th	2nd
On-Base %	.416	28th	3rd
Home Runs	93	30th	4th

GEORGIA TECH — 2024 FINAL NAT'L/ACC RANKS

Category	No.	D1 Rank	ACC Rank
Base on Balls	360	10th	3rd
On-Base Percentage	.420	17th	2nd
Batting Average	.305	29th	6th
Slugging Percentage	.516	30th	7th

GEORGIA TECH — 2023 FINAL NAT'L/ACC RANKS

Category	No.	D1 Rank	ACC Rank
Doubles/Game	2.49	3rd	2nd
Average	.323	4th	2nd
Doubles	142	10th	2nd
Slugging percentage	.538	11th	1st
On-base percentage	.416	15th	3rd

GEORGIA TECH — 2022 FINAL NAT'L/ACC RANKS

Category	No.	D1 Rank	ACC Rank
Runs per game	9.4	3rd	1st
Average	.327	1st	1st
On-base percentage	.419	6th	2nd
Slugging percentage	.551	5th	2nd
Home runs	115	10th	3rd

GEORGIA TECH — 2021 FINAL NAT'L/ACC RANKS

Category	No.	D1 Rank	ACC Rank
Doubles	127	8th	1st
Hits	566	25th	2nd
Home Runs	73	27th	5th

GEORGIA TECH — 2020 FINAL NAT'L/ACC RANKS

Category	No.	D1 Rank	ACC Rank
SAC Flies	14	3rd	1st
Doubles	35	28th	7th

* 2020 season cut short after 16 games

GEORGIA TECH — 2019 FINAL NAT'L/ACC RANKS

Category	No.	D1 Rank	ACC Rank
SAC Flies	41	4th	1st
Walks	357	7th	3rd
Batting Average	.297	22nd	1st
On-Base %	.406	11th	1st
Runs	464	16th	3rd
Scoring	7.5	16th	3rd
Hits	635	17th	2nd
Slugging %	.459	27th	3rd

Party Like it's 1994

• 2026 is shaping up to be a special season, with more than a few similarities to the greatest season in program history, in 1994, when Tech reached its only CWS final.

• The Jackets are playing their first season under Head Coach James Ramsey, the last time GT was playing under a new head coach was 1994 when Danny Hall took over for Jim Morris after Morris left in November of 1993.

• Tech entered the 1994 season with lofty expectations, being ranked No. 1 in the Baseball America and USA Today preseason polls. This season, the Jackets were ranked as high as No. 2 in the nation by Perfect Game.

• The Jackets were led by three first-round picks: Nomar Garciaparra (No. 12), Jason Varitek (No. 14) and Jay Payton (No. 29). In 2026, three Jackets were ranked as first-round picks by MLB Pipeline: Vahn Lackey (No. 3), Drew Burress (No. 8) and Jarren Advincula (No. 31).

• Varitek entered the season chasing the program record for home runs (held by Andy Bruce at the time) and would surpass that on the way to Omaha. This season, Drew Burress entered the year 13 homers away from tying Varitek's record and is one homer away from breaking it.

• Payton delivered an incredible season, setting the program record with 27 doubles. This season, Carson Kerce is one double away from breaking that record, also with 27.

HITTING
LIVING UP TO EXPECTATIONS IN 2026

- The Yellow Jackets offense entered the 2026 season with as lofty of expectation as you can imagine, being lauded as "the best position player group... and it's not even close," by D1 Baseball's Aaron Fitt. Additionally, D1 Baseball's Bradley Smart gushed over the talent in the Tech lineup when he said, "This position player group has a chance to be the best in the country. Full Stop."
- Through 51 games, the Jackets have lived up to the hype, exploding for a Power 4 BBCOR era record 531 runs against Bowling Green (50), Georgia Southern (38), Stony Brook (51), Georgia State (8), Northwestern (44), Virginia Tech (36), West Georgia (14), Clemson (28), Auburn (15), Pitt (32), NC State (19), California (33), Kennesaw State (11), Florida State (29), North Carolina (11), Georgia (15), Wake Forest (26), Xavier (25), Duke (39) and Mercer (9).
- 540 runs through the first 51 games of the season is the most in the program's 131-year history & the + 288 margin of victory is also the largest in program history.
- Tech has scored 10 or more runs in 29 of its 51 games this season (56.9% of games).
- The Jackets are the only Power 4 team, and one of only five programs in the BBCOR era to record this many runs through the first 13 weekends of a regular season. (High Point (2025), Austin Peay (2024), New Mexico State (2019) and Tennessee Tech (2018)).
- GT holds the Power 4 BBCOR era record for the highest batting average (.359), on-base percentage (.468) and the most runs (540) through 13 weeks.
- The 50 runs against BGSU were the most Tech has ever scored over an opening weekend series.
- The 50-11 overall score was the largest margin of victory (39) for a three-game series since Tech swept Western Carolina by a 47-run margin back in 2019.
- The 27 run outburst in the second game of the series vs. Bowling Green is tied for the most runs scored by GT in a single game since 1994 – Danny Hall's first year with Georgia Tech, and the year the Yellow Jackets finished runners-up at the College World Series.
- The Jackets went on to win their three non-conference weekend series by at least a 30-run margin: +39 vs. BGSU, +33 vs. Stony Brook and +32 vs. Northwestern.
- 25 runs at Georgia Southern are the most GT has ever scored in the series' 145 game history, while the 24-run victory was the largest margin of victory in the BBCOR era (since 2011) and the largest since defeating Virginia Tech by 25 runs on May 14, 2005 (27-2).
- Tech delivered its third 20+ run game of the season on Sunday against Stony Brook (Feb. 22). It was the third 20-run game of the season, matching the BBCOR era record for a single season and the most, overall, since 2010.
- GT smashed Virginia Tech 16-1 in its ACC opener, the most in an ACC opener since scoring 25 against Maryland in 1995.
- The 15-run margin of victory is the most in Tech has had an ACC game since beating Clemson, 18-2, last year. They matched that 15-run margin earlier this month, defeating Cal 17-2 (7) in that series opener.

- Tech would go on to defeat Cal 33-7 over the series, the largest margin of victory in an ACC series since 2011.
- GT set a program record with three straight run-rule victories over Power 4 competition: 10-0 (8) vs. No. 14 NC State / 13-3 (8) vs. No. 11 Auburn / 17-2 (7) at Cal. The Jackets enter the weekend with two-straight run-rule wins (both over Duke).
- The 13-3 (8) win over No. 11 Auburn was played in front of the largest midweek crowd in Mac Nease Baseball Park history (4,033). It was the first game decided by run-rule in program history against an SEC team, giving Tech a 1-0 record vs. the SEC in games decided by a run-rule.
- The 13 runs scored were the most Tech has put up on an SEC opponent since scoring 13 against Georgia in 2013 and the most runs Tech has scored against Auburn since scoring 20 against them back in 2004.
- Tech scored 29 runs in a series sweep over No. 5 Florida State winning the series 29-9 overall, the largest score differential in a series against the Seminoles in program history.
- The Florida State series was the first sold-out series in program history, with a record 12,585 fans in attendance.
- After dropping its first series of the season at No. 3 North Carolina, the Jackets bounced back with a 14-4 (7) run-rule victory over their arch rivals, No. 5 Georgia.
- The 14 runs were the most Tech has scored against Georgia since hanging 15 runs on them back in 2011.
- Tech has now won back-to-back games over SEC opponents via run-rule: 13-3 (8) vs. No. 11 Auburn and 14-4 (7) over Georgia, averaging 1.9 runs per inning in those contests.
- For the season, the Jackets are outscoring SEC opponents 29-17 across three games, an average of 9.67 runs/game.
- The Jacket offense was called upon to erase a 10-0 deficit vs. Wake Forest. After falling behind by 10 runs, Tech was forced to endure an 87 minute rain delay, when the delay ended the Jackets scored 14 of the next 15 runs, taking the lead in the seventh inning thanks to a five-run inning. It was the largest comeback by any Tech team in the 21st century.
- The Jackets scored 39 runs in the series against Duke, the most in an ACC series since scoring 40 at Pitt in 2022.

DOMINATING THE COUNTRY'S BEST

- For the first time in program history, the Jackets have won 11 games over Top 15 ranked opponents.
- The Jackets have played just under half of their total games against Top 15 teams (11-4) and are coming off a stretch of 7 of their last 8 games against Top 5 teams, where they went 5-2 with two run-rule victories.

Opponent	Date	Score
at No. 8 Clemson	March 12	W, 10-0 (7)
at No. 8 Clemson	March 13	W, 9-3
at No. 8 Clemson	March 14	L, 7-13
at No. 4 Auburn	March 17	L, 2-9
vs. No. 14 NC State	March 27	W, 3-1
vs. No. 14 NC State	March 28	W, 6-4
vs. No. 14 NC State	March 29	W, 10-0 (8)
vs. No. 11 Auburn	March 31	W, 13-3 (8)
vs. No. 5 Florida State	April 9	W, 4-3
vs. No. 5 Florida State	April 10	W, 8-3
vs. No. 5 Florida State	April 11	W, 17-3 (7)
at No. 3 North Carolina	April 17	L, 2-5
at No. 3 North Carolina	April 18	L, 4-14 (8)
at No. 3 North Carolina	April 19	W, 5-2
vs. No. 5 Georgia	April 21	W, 14-4 (7)

- The Jackets have won five of the games against Top 15 teams via mercy-rule and are outscoring their opponents 114-67.
- Drew Burress has been excellent in these games, posting a .344 / .444 / .574 slash line while leading the team in runs scored (20) and RBI (15) - tied with Advincula and Kerce for the RBI lead.
- Another key factor in the Jackets success over Top 15 teams has come from the bullpen. Tech is outscoring its Top 15 opponents 43-11 the from the 6th inning on, thanks to a 3.05 bullpen ERA. Mason Patel has delivered 10.1 scoreless innings out of the bullpen along with 12.1 innings and a 2.92 ERA from Caden Gaudette.

SETTING THE TONE IN THE SERIES

- Tech won the series opener of its first nine series this season for the first time in program history.
- Georgia Tech has been dominant in series openers this season, winning 11 out of 13 by a combined score of 125-56, including four run-rule victories: 17-3 (7) vs. Northwestern / 16-1 (7) vs. Virginia Tech, 10-0 (7) at No. 8 Clemson and 17-2 (7) at California.
- Tech is outscoring opponents 79-35 in its nine ACC series openers, an average of 8.8 runs for & 3.9 against.

- A major factor in the Jackets' incredible series starts has been the starting pitcher, Tate McKee. He has made 29 consecutive series opening starts, leading GT to a 23-6 record in those games, including a string of 12 straight wins from May 15, 2025- April 17, 2026
- McKee is the only pitcher in Division I to have started every series opener for his team since the start of 2025.

NO LEAD IS SAFE AGAINST GEORGIA TECH

- The Jackets are a remarkable 16-5 this season when their opponent scores first, overcoming leads of as many as 10 runs (vs. Wake Forest on April 25) proving that no lead is safe against the Yellow Jackets.
- In the 22 games in which Tech has surrendered the first run, GT has a 4.2 margin of victory (227-135). That margin of victory when the opponent scores first would be the 6th highest margin in the nation for all games.

Opponent	Date	Deficit	Result
Bowling Green	Feb 14	0-2	W, 27-4
Stony Brook	Feb. 20	0-3	W, 10-5 (7)
Northwestern	Feb. 27	0-2	W, 17-3 (7)
Northwestern	March 1	0-4	W, 14-6
Virginia Tech	March 8	0-2	L, 6-9
at No. 8 Clemson	March 14	0-2	L, 7-13
No. 11 Auburn	March 31	0-3	W, 13-3 (8)
Kennesaw State	April 7	0-3	W, 11-4
No. 5 Florida State	April 9	0-3	W, 4-3
No. 5 Florida State	April 10	0-1	W, 8-3
No. 5 Florida State	April 11	0-1	W, 17-3 (7)
Georgia Southern	April 14	0-4	W, 13-9
at No. 3 North Carolina	April 17	0-5	L, 2-5
at No. 3 North Carolina	April 18	0-7	L, 4-14 (8)
vs. No. 5 Georgia	April 21	0-2	W, 14-4 (7)
Wake Forest	April 24	0-3	W, 6-5
Wake Forest	April 25	0-10	W, 14-11
Wake Forest	April 26	0-1	W, 6-5
Xavier	May 1	0-3	L, 4-8 (10)
Xavier	May 2	0-1	W, 7-5
Duke	May 10	0-1	W, 14-1 (7)
Mercer	May 12	0-7	L, 9-12

GENERATIONAL OFFENSE

- The Yellow Jackets own the best offense in the country and the best offense in modern college baseball history. In the 16 seasons of the BBCOR era, the 2026 Jackets have produced the best average (.359), on-base percentage (.468) and the most runs (540) of any Power Conference team after 13 weeks in the BBCOR era.
- The 2026 offense is currently on pace to set program records in batting average (.359 – record is .347), on-base percentage (.468 – record is .434), slugging percentage (.626 – record is .575) and runs-per-game (10.6 – record is 10.3).
- Tech leads Division I in five standard statistical categories: batting average (.359), on-base percentage (.468), OPS (1.094), hits (635) and runs (540) and are Top 5 in multiple others: slugging percentage (2ND - .626) doubles (3rd – 132), walks (4th – 325) and home runs (5th – 106).
- The Jackets also lead Division I in five advanced stats: BABIP (.406) WOBAs (.486) WRC (520) WRAAs (179) and WRC+ (152).
- The Jackets are the only team with an OPS over 1.075 (1.094) leading by .021 over the next closest team (Georgia - 1.073).
- Tech is the only team in Division I with an OBP over .450 - .020 points ahead of the next best team: Miami (OH) (.448) and .023 points higher than the closest Power 4 team: Georgia (.445).

- The Jackets are the only team in the nation to be averaging double-digit runs per game this season (10.6), nearly a full run-per-game more than 2nd place (Georgia – 9.7). A power conference team has not averaged double-digit runs per game over a full season since Arizona State in 2003 – 23 years ago.

- GT is winning games at a 5.6 average margin, nearly a full run more than the next closest team (UCLA - 4.8).

- Tech leads the nation with all 9 regular starters posting an OPS over 1.000

- The Jackets are at their most dangerous with two outs, delivering 200 2-out RBI this season - 40.2% of all RBI.

GEORGIA TECH — 2026 NAT'L/ACC RANKS

Category	No.	D1 Rank	ACC Rank
OPS	1.094	1	1
Batting Average	.359	1	1
Hits	635	1	1
On-Base %	.468	1	1
Runs	540	1	1
Scoring (Runs/Game)	10.6	1	1
BABIP	.406	1	1
WOBAs	.486	1	1
WRC+	152	1	1
WRC	520	1	1
WRAAs	179	1	1
Slugging %	.626	2	1
Doubles	132	3	1
Doubles/Game	2.59	3	1
Walks	325	4	2
Home Runs	106	5	1
HR/Game	2.08	5	1

- Earlier this season, vs. West Georgia on March 10, junior Vahn Lackey made GT history by becoming the first player in recorded history to play eight different defensive positions in a single game, every position but pitcher. He went 3-for-4 at the plate, finishing a single shy of the cycle to earn ACC Player of the Week and Perfect Game National Player of the Week honors.

- Drew Burress has hit home runs in six of his last nine games. Last Sunday, he tied the Georgia Tech program record with his 57th career home run, tying the record set by Jason Varitek from 1991-94.

- He has been the best hitter in college baseball over the second half of the season (since March 28), leading the team in runs (42), hits (52 – tied with Advincula), triples (2 – tied with Advincula), extra-base hits (20), RBI (35), slugging (.804) and OPS (1.335) over the last 26 games. In that stretch, Burress has recorded multiple hits in 18 of the 26 games (69.2%), scored multiple runs in 15 (57.7%) and delivered multiple RBI in 11 (42.3%) – all team highs.

- He became the first Yellow Jacket in program history to record three-consecutive 70 run seasons.

- He is a staple on nearly all of the active career leaderboards for offense in Division I, coming into the final week of the regular season with the most runs scored of any active Division I player (221), the third highest slugging percentage (.728), the third most home runs (57), and the fifth highest on-base percentage (.488). His home run total is the most among non-seniors in Division I and his on-base percentage is the highest among active Power 4 players.

- Burress leads the ACC with 71 runs scored, bringing his career total to 221, the sixth most in program history and three away from cracking the Top 5.

- Burress has landed himself on the program leaderboard in HRs (T-1st – 57), slugging % (2nd – .731), doubles (8th – 56), runs (6th – 221), total bases (7th – 479), batting average (17th – .362) and RBI (14th – 182).

- Burress was named Perfect Game National Player of the Week today, Tech's third national player of the week this season, along with Vahn Lackey and Jarren Advincula.

- Carson Kerce has tied the program record with 27 doubles this season, a record held by Jay Payton (1994) for 32 years. He leads all of Power 4 in doubles and is nine away from the ACC record, held by FSU's Jeremy Morris (1996).

- Kerce has hit 52 doubles over his GT career, tied for the 17th most in program history & 2 shy of cracking the Top 10.

- Jarren Advincula leads the nation with 93 hits this season, averaging 1.82 per game. He enters the weekend five hits shy of the GT BBCOR era record (98 hits by Kyle Wren in 2013) and is on pace to own Tech's first 100 hit season since Wes Hodges (106) and Tyler Green (100) back in 2005.

- He is batting .435 for the season, the highest in Power 4, No. 2 in the nation and the 5th highest in program history. Should the season end today, he would have the highest batting average of any Yellow Jacket with at least 200 ABs – a record currently held by Jay Payton (.434) from back in 1994.

- Ryan Zuckerman has hit 20 home runs this season, the second most in the ACC. He becomes the 16th Yellow Jacket in history to record a 20-homer season, in a seven-way tie for 11th on the single season list. He is now six home runs shy of the program record (26), set by Kevin Parada in 2022.

- The Jackets lead the nation with four players batting at least .370, no other Power 4 program has more than two: Advincula (.435 – 2nd in the nation), Lackey (.386), Kerce (.376) and Burress (.373).

- Tech's .359 team batting average is higher than the individual team leader of over two-thirds of Division I teams (204 teams – 67.1% of DI).

- Tech is tied for the nation's lead with three players at 18+ doubles: Kerce (27 – the most in the Power 4), Baker (19) and Burress (18) – tied with Texas Tech.

- GT is the only program to have six players with an OBP over .470, no other program has more than four: Advincula (.508), Lackey (.502), Burress (.483), Schmidt (.482), Hernandez (.473) and Baker (.472).

- The Jackets have six players with at least 55 runs scored, no other program has more than three: Burress (71 – the most in the ACC), Lackey (64), Advincula (59), Baker (55), Kerce (55) and Zuckerman (55).

- GT has four of the Top 15 players in the nation in WAR, no other program has more than two: Lackey (4.25), Advincula (leads all 2B – 4.18), Zuckerman (4.08) and Burress (leads all CF - 3.90).

2026 NAT'L/ACC RANKS - INDIVIDUAL

Player	Category	No.	D1 Rank	ACC Rank
Jarren Advincula	Hits	93	1	1
Carson Kerce	Doubles	27	2	1
Jarren Advincula	Avg.	.435	2	1
Drew Burress	Runs	71	5	1
Drew Burress	Hits	79	11	2
Ryan Zuckerman	HR	20	15	2
Ryan Zuckerman	RBI	65	15	2
Vahn Lackey	Runs	64	18	3
Drew Burress	Total Bases	142	19	2
Kent Schmidt	BB/Game	0.98	21	4
Ryan Zuckerman	Slugging %	.742	22	3
Jarren Advincula	OBP	.508	22	3
Jarren Advincula	Toughest to Strikeout	13.4 K/AB	23	2

STREAKS

- The Jackets hold a number of hitting and on-base streaks this season

Active Hitting Streaks - GT Baseball

Name	Hit Streak	Since	Longest
Jarren Advincula	19 games	April 9	Same
Drew Burress	14 games	April 18	Same
Vahn Lackey	8 games	April 28	11

- Drew Burress has delivered multiple hits in 11 of his last 13 games since April 19.

- Advincula is one game shy of holding just the 16th 20-game hit streak in program history. The longest hit streak ever recorded at Tech in the BBCOR era belongs to Kel Johnson (22 games in 2016).

- He has gotten a hit in 34 of his last 35 games dating back to March 10 and 47 of 51 games this season.

Active On-Base Streaks - GT Baseball

Name	On Base Streak	Since	Longest
Jarren Advincula	19 games	April 9	24
Kent Schmidt	15 games	April 17	26
Drew Burress	14 games	April 18	56
Vahn Lackey	13 games	April 19	30
Ryan Zuckerman	5 games	May 3	20
Parker Brosius	5 games	May 3	13

• Drew Burress held a 56 game on-base streak from April 28, 2024 - April 19, 2025 - the 5th longest on-base streak in program history, and the longest since 2007.

Longest On-Base Streaks - GT Baseball History

Name	Started	Ended	Streak
Danny Payne	2006	2007	80
Scott Jordan	1984	1985	79
Jason Varitek	1993	1994	65
Mark Teixeira	2000	2001	58
Richard Lewis	2000	2001	56
Drew Burress	April 28, 2024	April 19, 2025	56

• Earlier this season, Vahn Lackey set a career high with an 11 game hit streak.

• Will Baker saw his career-long hit streak (9) snapped last weekend, vs. Duke.

• Kent Schmidt set a career high with a 26 game on-base streak that extended back into 2025.

• Alex Hernandez held a 34 game on-base streak, reaching base in the first 31 games he played in 2026. It was the longest on-base streak since Burress' 56 game streak across 2024-25.

Last Friday: GT 10 - Duke 9 (10)

• The Jackets improve to 40-8, reaching 40 wins in only 48 games for the first time in program history.

• The Jackets have secured back-to-back 40-win seasons for the first time since 2010/2011 (15 years).

• The Jackets are the fastest to 20 ACC wins in program history as well, doing so one game fewer than the previous record (20-6) back in 2005.

• This was the fifth game of the season with at least five home runs and just the second in ACC play (six homers vs. Virginia Tech – March 7).

• Junior Drew Burress extended his hit streak to 11 games, going 2-for-5 with a home run and two RBI, including the game-winner in the 10th.

• He hit his 55th career home run and his 11th of the season, tying Tony Plagman (2007-10) for the 3rd most home runs in program history, one away from tying J.J. Thomas (1995-97) for 2nd and just two away from the program record (57) held by Jason Varitek (1991-94).

• This was his 25th multi-hit game of the season, the second most on the team behind Advincula.

• This was his third-career walk-off and his first of 2026, he delivered a walk-off grand slam and a walk-off single last season, vs. Old Dominion (Feb. 15) and vs. Cal (April 12) respectively.

• He accomplished all of this on the same day that he graduated from Georgia Tech with a degree in Business

Administration, earning his degree in just three years.

• Junior Jarren Advincula extended his hitting streak to a career best 16 games, going 3-for-5 with three singles and a run scored.

• This was his team-leading 30th multi-hit game of the season.

• Junior Ryan Zuckerman connected for his 19th home run of the season in the fourth inning, a two-run shot. He is now in a three-way tie for the 17th most home runs ever hit in a single season at GT, tied with Jeff Distasio (1986) and Drew Burress (2025).

• Zuckerman finished with two RBI today, bringing his season total to a team-high 60, becoming the first Yellow Jacket to reach 60 RBI this year.

• Junior Carson Kerce brought his hit streak to seven games with a 2-for-6 game, hitting a solo home run in the fourth inning before connecting for a leadoff triple in the 10th and eventually scoring the game-winning run off Burress' SAC fly.

• This was Kerce's 24th multi hit game of the season, the third most on the team, giving him multiple hits in half of Tech's games this year.

• He launched his sixth homer of the season and the 12th of his career. Kerce has now matched his previous career total for home runs over his first two seasons (six in 110 games as a freshman and sophomore).

• Junior Vahn Lackey went 1-for-4 with a solo home run. He is up to 55 RBI this season, just two away from matching his previous career total from his first two seasons (57).

• He launched his 13th home run of the season, the second most on the team behind Zuckerman.

• Senior Parker Brosius tied the game with a solo home run in the seventh inning. It was his fourth homer of the season, one more than his career total from his first three seasons on The Flats. He graduated earlier in the day with a degree in Business Administration.

• Sophomore Will Baker extended his hitting streak to a career best nine games, going 2-for-4 with a pair of runs scored.

Last Saturday: GT 15 - Duke 2 (7)

• The Jackets have secured 12 series victories, tied with 2011 for the most ever recorded in a single season.

• Tech improves to 9-0 when playing in front of a sold-out crowd, at home, this season, winning by a combined score of 100-36.

• GT stole six bases tonight, a new season high, it was the most stolen bases accomplished against an ACC opponent since swiping six vs. Duke back in 2004 (22 years ago).

• Junior Drew Burress extended his hit streak to a career-best 12 games, going 2-for-3 with a home run, three RBI and three runs scored. He has now recorded multiple hits in 10 of his last 11 games dating back to April 19 and multiple extra-base hits in four of his last eight.

• He hit his 56th career home run and his 12th of the season, tying J.J. Thomas (1995-97) for the 2nd most in program history and standing just one away from the program record (57) held by Jason Varitek (1991-94).

• He has hit home runs in each of his last three games and five of his last seven. It is the first time in his illustrious career that he has hit a home run in three straight games.

• This was his 26th multi-hit game of the season, the second most on the team behind Advincula.

• This was his 10th game of the season with three or more runs scored and his 21st game with multiple runs scored, the most on the team.

• Junior Jarren Advincula extended his hitting streak to a career best 17 games, going 2-for-2 with two singles, two walks, two stolen bases and a career high four run scored.

• This was his team-leading 31st multi-hit game of the season.

• He scored four runs for the first time in his career, becoming the fourth Yellow Jacket to record a four-run game this season, along with Burress (twice), Vahn Lackey and Ryan Zuckerman (twice).

• He has recorded multiple stolen bases in consecutive games for the first time in his career, swiping a pair of bags in both games of this series.

• Junior Ryan Zuckerman connected for his 20th home run of the season, a grand slam in the fourth inning – his first as a Yellow Jacket. He is the 16th Yellow Jacket in program history to record a 20 home run season, in a seven-way tie for 11th on the single season list. He is now six home runs shy of the program record (26), set by Kevin Parada in 2022.

• Zuckerman matched his career high with five RBI, bringing his season total to a team-high 65.

• Junior Carson Kerce brought his hit streak to eight games with a 1-for-4 game, including his 26th double of the season, tying Nomar Garciaparra for the 2nd most ever recorded by a Yellow Jacket. He is one double away from tying Jay Payton for the program record (27), set back in 1994.

• Sophomore Alex Hernandez launched the Jackets third home run of the fourth inning, connecting for his eighth of the season. This was his second game back from a nagging injury that saw him miss five games.

• It was his 24th career home run, a two-run shot, resulting in his 10th multi-RBI game of the season.

• Junior Vahn Lackey went 2-for-2 with two RBI, two runs, two stolen bases and a hit-by-pitch. He is up to 57 RBI this season, matching his previous career total from his first two seasons (57).

• Lackey has scored 61 runs this year, two more than his career total over his freshman and sophomore seasons. He joins Burress in the 60-run club this year.

Last Sunday: GT 14 - Duke 1 (7)

• The Yellow Jackets swept four-straight home ACC series for the first time in program history.

• The Jackets finish with a 14-1 ACC record at home, tied with the 2005 season for the best home record in conference play in program history.

• This is the 9th time Georgia Tech has won at least 42 regular season games in program history, joining 2010, 2006, 2002, 2000, 1997, 1993, 1990 and 1987. The program record (47 wins in 1987) is unattainable this season due to playing four fewer games.

• GT won its 22nd ACC game of the year, tied with the 2005 and 2011 for the most in program history.

- Tech is now 30-3 at home, the best home record since 2002.

- The Jackets scored 39 runs this series, the most in an ACC series since scoring 40 at Pitt in 2022.

- Tech batters struck out just once today while drawing nine walks, bringing their series total to 12 strikeouts and 27 walks.

- Tech scored five runs in the first inning, marking the 33rd time GT has scored at least five runs in an inning (8.38% of all innings).

- GT stole four bases, for a series total of 14 (going 14-for-14 in stolen base attempts). It's the most stolen bases without being caught in a single series since at least the turn of the century.

- 28% of Tech's stolen bases this season occurred during this weekend's series.

- Junior Drew Burress extended his hit streak to a career-best 13 games, going 2-for-4 with a home run, three RBI and two runs scored.

- He hit his 57th career home run and his 13th of the season, tying Jason Varitek (1991-94) for the most home runs in program history.

- Junior Carson Kerce brought his hit streak to nine games with a 4-for-5 showing, including his program record tying 27th double of the season, tying Jay Payton's record that has stood since 1994.

- This was his 2nd career four-hit game and first against an ACC opponent (also vs. Youngstown State – March 9, 2024). He has 25 multi-hit games this season, the third most on the team behind Advincula (31) and Burress (27).

- Senior Parker Brosius hit his first-career grand slam, giving Tech a 14-1 lead in the sixth inning. It was his 5th HR of the season and his 8th as a Yellow Jacket.

- He also added a SAC fly, giving him a career-high five RBI for the day and 24 this season.

- Junior Kent Schmidt hit his second grand slam of the season in the first inning. He would finish the day with two more walks, giving him three runs scored and four RBI for the day.

- He leads the team with 33 RBI in ACC play this season.

- His two walks gave him 41 for the season, the most on the team.

- Junior Jarren Advincula extended his hitting streak to a career best 18 games, going 1-for-3 with a single, a walk, two stolen bases and a run scored.

- He recorded multiple stolen bases in three consecutive games for the first time in his career, swiping a pair of bags in all three games of this series. He leads the team with 16 stolen bases this season.

- Junior Vahn Lackey went 2-for-3 with a run scored.

- Sophomore Alex Hernandez reached base in all four of his plate appearances, going 2-for-2 with two walks and two runs scored.

- This was his 16th multi-hit game of the season, bringing his average up to .364 for the season, amazingly just the fifth highest average on the team.

- Junior Ryan Zuckerman had an interesting day at the plate, going 0-for-1 but matching his season high with three walks.

- He would also steal two bases and score two runs, marking his first-career multi-steal game.

Last Midweek: GT 9 - Mercer 12

- The Yellow Jackets swept four-straight home ACC series for the first time in program history.

- Tech scored 5 runs in the 7th inning, marking the 34th time GT has scored at least five runs in an inning (8.44% of all innings).

- Junior Drew Burress extended his hit streak to a career-best 14 games, going 1-for-4 with two runs scored. He has now recorded multiple hits in 11 of his last 13 games dating back to April 19.

- He saw his home run streak end at four straight games, the longest of his career but has still hit a home run in six of his last nine, dating back to April 26.

- Burress has been on a tear in the second half of the season (since March 28), leading the team in runs (42), hits (52 – tied with Advincula), triples (2 – tied with Advincula), extra-base hits (20), RBI (35), slugging (.804) and OPS (1.335) over the last 26 games.

- In that stretch, Burress has recorded multiple hits in 18 of the 26 games (69.2%), scored multiple runs in 15 (57.7%) and delivered multiple RBI in 11 (42.3%) – all team highs.

- Burress has now delivered 79 hits this season, the second most on the team behind only Advincula. He is on pace to reach 84 hits in the regular season, which would be his career high.

- He has now scored an ACC-best 71 runs, bringing his career total to 221, the sixth most in program history and one away from cracking the Top 5.

- He becomes the first Yellow Jacket in program history to record three-consecutive 70 run seasons.

- His 221 runs scored is the most among active Division I players

- This was his 23rd game with multiple runs scored, the most on the team.

- Burress owns a 1.500 OPS since graduating from Georgia Tech in three years (the last four games).

- Senior Parker Brosius delivered his career-best sixth home run of the season to start the five-run seventh inning.

- His six home runs this season double the career total he entered the year with (three) as he has hit home runs in consecutive games for the first time in his career.

- Three of Brosius' nine career home runs have come since he graduated from Georgia Tech on the morning of May 8th, one-third of his total home runs in the last four games.

- Since graduating, Brosius leads the team with a 1.833 OPS.

- Junior Vahn Lackey went 3-for-5 with four RBI and two runs scored.

- He has scored 64 runs this year, five more than his career total over his freshman and sophomore seasons.

- This was his 22nd multi-hit game of the season and his eighth game with three or more.

- This was his 16th game with multiple RBI and his team leading fourth game of the year with at least four RBI – tied with Ryan Zuckerman.

- He has driven in 61 RBI this season, the second most on the team, securing his first-career 60 RBI season.

- He extends his hitting streak to eight games, three shy of his career high.

- Junior Jarren Advincula extended his hitting streak to a career best 19 games, going 3-for-5 with a double, two singles, an RBI and two runs scored. He has gotten a hit in 34 of his last 35 games dating back to March 10 and 47 of 51 games this season.

- He leads Division I with 93 hits this season, averaging 1.82 hits per game, putting him on pace to be the first 100-hit player at GT since 2005 (Wes Hodges & Tyler Greene).

- His batting average now stands at .435 for the season, the highest in the ACC, Top 5 in the nation and the 5th highest in program history. Should the season end today, he would have the highest batting average of any Yellow Jacket with at least 200 ABs – a record currently held by Jay Payton (.434) from back in 1994.

- This was his 32nd multi-hit game of the season and his 11th game with three or more, both team-highs.

- He struck out for just the 16th time all year, giving him a strikeout in 14 games and multiple hits in 32.

- His RBI gave him his first 60 RBI season as a college player, after previously never having more than 33 in a single season before transferring to Georgia Tech.

- Sophomore Will Baker went 2-for-5 with three RBI and a double.

- He has hit 19 doubles this season, the second most on the team behind Kerce who has tied the program record with 27.

- Baker has now secured 47 RBI this season and is fourth on the team with a .633 slugging percentage.

- Junior Carson Kerce saw his hit streak snapped at a career-best nine games.

CAREER WALK-OFF HITS

Player (Date)	Play	Inning	Final
Parker Brosius (3/8/24 vs. YSU)	2-RBI double	8th	15-5
Parker Brosius (4/2/24 vs. Presbyterian)	RBI bunt single	7th	9-8
Drew Burress (2/15/25 vs. ODU)	Grand Slam	9th	7-3
Alex Hernandez (3/2/25 vs. WMU)	2-run HR	7th	13-3
Drew Burress (4/12/25 vs. Cal)	RB Single	8th	15-5
Kent Schmidt (4/27/25 vs. UVA)	Solo HR	10th	7-6
Will Baker (2/14/26 vs. BGSU)	2-RBI double	7th	12-2
Vahn Lackey (2/21/26 vs. SBU)	1-RBI single	10th	6-5
Will Baker (2/28/26 vs. NU)	SAC Fly	7th	13-3
Jarren Advincula (3/29/26 vs. NCSU)	RBI Single	8th	10-0
Caleb Daniel (3/31/26 vs. Auburn)	Solo HR	8th	13-3
Drew Burress (5/8/26 vs. Duke)	SAC Fly	10th	10-9

GAME-WINNING PLAYS

Game-winning plays are ones that give Tech the lead or break a tie en route to win

Game	Play	Inning	Final
BGSU	Daniel - ITP Home Run	3rd	11-5
BGSU	Hernandez - 3-run HR	3rd	27-4
BGSU	Lackey - RBI Single	1st	12-2
at GS	Schmidt - RBI Single	1st	25-1
SBU	Hernandez - 2-run HR	5th	14-5
SBU	Lackey - Solo HR	5th	10-5
SBU	<i>Lackey - RBI Single</i>	10th	6-5
SBU	Burruss - Solo HR	1st	21-3
NU	Daniel - Solo HR	2nd	17-3
NU	Baker - 2 RBI single	2nd	13-3
NU	Zuckerman - Solo HR	5th	14-6
at GSU	Baker - SAC Fly	4th	4-1
VT	Schmidt - 2 RBI single	1st	16-1
VT	Lackey - 2-run HR	7th	14-5
UWG	Hernandez - Solo HR	1st	14-0
at CU	Burruss - 2-Run HR	3rd	10-0
at CU	Lackey - Solo HR	2nd	9-3
at Pitt	Schmidt - RBI Single	1st	11-9
at Pitt	Schmidt - RBI Double	2nd	12-4
NC State	Advincula - Solo HR	1st	3-1
NC State	Burruss - RBI Triple	8th	6-4
NC State	Lackey - RBI groundout	1st	10-0
Auburn	Burruss - 2 RBI double	2nd	13-3
at Cal	Advincula - 2 RBI double	1st	17-2
at Cal	Schmidt - RBI FC	1st	7-2
at Cal	Burruss - Solo HR	1st	9-3
KSU	Lackey - RBI single	4th	11-4
FSU	Burruss - RBI single	6th	4-3
FSU	Hernandez - 2 RBI single	3rd	8-3
FSU	Hernandez - RBI single	5th	17-3
GS	Hernandez - Solo HR	4th	13-9
at UNC	Advincula - RBI Single	3rd	5-2
vs. UGA	Baker - Solo HR	2nd	14-4
WF	Baker - RB double	5th	6-5
WF	Advincula - 2 RBI single	7th	14-11
WF	Lackey - 1 RBI walk	8th	6-5
at KSU	Lackey - RBI single	1st	10-7
Xavier	Baker - 3-Run HR	3rd	7-5
Xavier	Advincula - RBI single	1st	14-6
Duke	Burruss - SAC Fly	10th	10-9
Duke	Lackey - RBI Single	1st	15-2
Duke	Schmidt - Grand Slam	1st	14-1

italics indicates Walk-Off hit

GAME-WINNING RBI LEADERS

Player	2026	Career at GT
Drew Burruss	7	19
Vahn Lackey	10	12
Alex Hernandez	6	11
Kent Schmidt	6	10
Will Baker	5	8
Parker Brosius		5
Carson Kerce		5
Caleb Daniel	2	5
Jarren Advincula	5	5
Tyler Neises		1
Ryan Zuckerman	1	1

JACKETS IN THE POLLS

WEEK	BA	USA	NCBWA	D1	PG
Preseason	4	4	4	5	2
Week 1	4	4	4	5	2
Week 2	4	4	4	5	2
Week 3	4	5	4	5	3
Week 4	4	4	4	4	3
Week 5	3	3	3	3	3
Week 6	3	3	3	3	3
Week 7	3	3	3	3	3
Week 8	3	3	3	3	2
Week 9	2	2	2	2	2
Week 10	4	3	3	3	4
Week 11	4	3	3	3	3
Week 12	4	3	3	3	3
Week 13	3	3	3	3	3

BA = Baseball America, USA = USA Today,

D1= D1Baseball.com, PG = Perfect Game

N/A = poll not out before release of notes

rv = receiving votes

The Yellow Jackets were the highest ranked team in the conference across four different national preseason top-25 polls: No. 2 (Perfect Game), No. 4 (Baseball America), No. 4 (USA Today Coaches Poll) and No. 5 (D1 Baseball).

The No. 2 preseason ranking is the fourth highest in program history and the highest since 2003 (BA), 2001 and 1994 when the Jackets were preseason No. 1.

Tech earned its highest preseason ranking from Baseball America since 2006 (the last time GT reached the College World Series)

The No. 4 ranking from the Coaches Poll was the highest in that poll since Tech was ranked preseason No. 2 in 2003.

The No. 5 ranking from D1 Baseball was the best Tech has received since the publication began doing preseason rankings in 2014.

The Yellow Jackets are officially a consensus Top 5 team headed into the season. It is the first time Tech has been consensus Top 5 at any time since 2006, the last time the Jackets went to the College World Series.

2026 is the first time GT is a consensus Top 5 team in the preseason since 2003, 23 years ago.

This week, Georgia Tech was ranked No. 3 in all five major polls, marking the 13th straight week that GT has been ranked in the Top 5 of all major polls, the longest Top 5 streak in program history.

PITCHING

The Matt Taylor Effect

• 2026 is the third year on The Flats for pitching coach Matt Taylor and Director of Pitching Jason Richman.

• Tech pitching held opponents to under five runs in 12 straight games from March 22-April 11, tied with 1921 for the longest streak in program history.

• Last season, the Tech pitching staff improved in just about every statistical category and with 60% of the innings pitched returning for 2026 infused by a very well regarded freshman and transfer class. The Jackets are hoping to be even stingier on the mound this year.

• GT pitching finished 2025 with a 4.91 team ERA, its lowest in 6 years (2019 – 4.46) & 4th lowest in the ACC.

• It was the first time Tech has been in the Top 5 of the conference in ERA since 2011.

• The Jackets struck out 527 opposing hitters this past season and have struck out at least 500 in every season since the pandemic shortened 2020 campaign – one of only four ACC programs to have done so (also FSU, Duke and UNC).

• GT improved its ERA by 1.57 runs from 2024 to 2025, the third largest improvement among Power 4 programs and the largest improvement by any Power 4 team to make a Regional.

• Through 51 games, Tech pitching is striking out opponents at a 10.36 K/9 clip, the 22nd best rate in the nation.

• The Jackets struck out 43 during the series against Xavier, the most combined strikeouts over a three-game series since at least the turn of the century.

• GT pitchers allowed only four walks over the course of the series vs. Duke, the fewest allowed since 2019 (four walks vs. Virginia – March 17-19).

• Tech pitching surrendered five or fewer runs in each of its first eight games for the first time since 2014 and only the second time in the 21st century. This year, Tech is 32-1 when allowing five or fewer runs.

• GT matched a program record with 19 strikeouts at Georgia Southern, the most since 1989 & only the 3rd time it has been accomplished in 131 years of GT baseball

Stat	2026	2024	Change	'14-'24 avg.	Change
ERA	4.81	6.48	1.67	5.45	0.61
H/9	8.56	9.99	1.43	9.70	1.14
BAA	.249	.283	.034	.278	.029
WHIP	1.42	1.61	.19	1.57	.15
K/9	10.3	9.2	1.1	8.35	2.01
BB/9	4.22	4.49	0.27	4.43	.21
K/BB	2.46	2.16	.30	1.94	.52

• Prior to joining the Yellow Jackets, Taylor was the minor league pitching coordinator for the Atlanta Braves after three seasons as the pitching coach at Georgia State.

• On opening weekend, the Jackets recorded 37 strikeouts in 25.0 innings, good enough for a 13.33 K/9 clip, the 23rd best mark in the country and the fifth highest in the ACC.

• Jackson Blakely recorded nine strikeouts in his first career start, the most Ks by any Tech pitcher making career start No. 1 since at least the turn of the century.

- R-freshman Dimitri Angelakos also made his first career start, one week after Blakely against Georgia State, pitching 5.0 scoreless innings with five strikeouts and only two hits allowed. He was perfect through the lineup for the first time, retiring the first nine batters he faced.
- Against NC State, the pitching staff held No. 14 NC State to just 5 runs over three games. The fewest runs allowed in a series against a Top 25 opponent since 2006.
- Against Cal, the pitching held the Golden Bears to just seven runs, allowing for the largest margin of victory in an ACC series since 2011 (33-7).
- In game two, vs. Cal, Tech struck out 13 batters while only walking one - the best strikeout to walk ratio in an ACC game in the Matt Taylor era and the best since 2021.
- In the Cal series, Tech starting pitching did not surrender an earned run in 13.1 innings of work, marking the first time GT starters have posted a 0.00 ERA over an ACC series since at least the turn of the century.
- Tech pitching delivered 12 strikeouts on Tuesday vs. Mercer. Tech has recorded double digit strikeouts in 22 games this season.
- The Jackets own a 4.77 ERA in ACC play, the fourth lowest.

Jackets with a K/9 over 10.00 - 2026

Name	IP	Class	K/9
Jamie Vicens	7.0	Fr	16.71
Justin Shadek	22.1	r-So.	15.31
Adam McKelvey	6.2	So.	14.85
Porter Buursema	20.1	Jr.	12.84
Brett Barfield	20.2	Sr.	12.19
Caden Spivey	17.0	Sr.	10.06
Jake Lankie	21.0	r-So.	11.14
Kayden Campbell	10.1	Sr.	10.45
Tate McKee	61.0	Jr	10.33
Cooper Underwood	20.2	Fr.	10.02

Last Friday: GT 10 - Duke 9 (10)

- Tech pitching delivered 13 strikeouts today and has struck out 56 over the last four games.
- The Tech have struck out at least 13 batters in four straight games for the first time since at least the turn of the century.
- The pitching staff allowed only one walk with its 13 strikeouts, in the last two games Tech pitching has recorded 27 strikeouts to only two walks.
- Junior Tate McKee made his 29th consecutive series opening start, allowing two earned runs over his first 5.0 innings before running into trouble in the sixth. He recorded six strikeouts, marking his eighth start of the year with at least six Ks (75% of his starts).
- Tech improves to 23-6 in series openers started by McKee (.793 win %) and have won 14 of the last 16 series openers dating back to last season.
- He has now struck out 214 batters over his GT career, 34 away from cracking the all-time Top 20.

- He did not allow a walk over his 5.0 innings, marking the first time he has pitched more than 1.1 innings without allowing a walk in his college career.
- R-junior Caden Gaudette made his team-leading 20th appearance of the season, recording a strikeout and two earned runs in the sixth inning, both inherited runners.
- Mason Patel entered the game in the seventh inning, pitching 4.0 scoreless innings with just two hits and one walk allowed while striking out six.
- It was the most strikeouts he has recorded over a relief appearance this season and the most since striking out seven at Notre Dame last year (March 22, 2025).
- He would get the win, bringing his record to 3-0 this season
- Since recovering from an injury that saw him miss 20 days during the opening month of the season, Patel has made nine appearances out of the bullpen, pitching 21.2 innings with only one earned run allowed, collecting two victories and six saves.
- Over the last two seasons, Patel has made 32 bullpen appearances, posting a team-high 13 wins and 11 saves.

Last Saturday: GT 15 - Duke 2 (7)

- Tech pitching delivered seven strikeouts to only one walk, in the last three games Tech pitching has recorded 34 strikeouts to only three walks.
- R-junior Carson Ballard made his fourth start of the season, and second consecutive Saturday start, pitching a season high 5.0 innings with only one earned run and four strikeouts.
- Ballard has now recorded 35 strikeouts this season, his second straight season with at least 30 Ks.
- He would get the win, improving his record to 6-0 this season, the second-most wins on the team behind only Tate McKee (seven). Ballard now owns twice as many wins this season as he did in his previous two combined.
- R-sophomore Jake Lankie made his 15th appearance of the season out of the bullpen for the 6th inning, avoiding some traffic on the base paths to deliver a scoreless frame.
- It was his 11th outing without an earned run this season as he lowers his ERA to 5.59 over 19.1 innings with 24 strikeouts.
- Senior Kayden Campbell pitched the 7th inning, allowing one run on a solo homer before polishing off the run-rule win with out No. 21.
- It was his 13th outing of the season, bringing his total innings pitched up to 10.1 with 12 strikeouts, including two tonight.

Last Sunday: GT 14 - Duke 1 (7)

- Tech pitching delivered eight strikeouts to only two walks, in the last four games Tech pitching has recorded 42 strikeouts while only allowing five walks.
- GT pitchers allowed only four walks over the course of the series, the fewest allowed since 2019 (four walks vs. Virginia – March 17-19).
- Sophomore Jackson Blakely made his ninth consecutive weekend start, pitching 5.1 innings with one unearned run allowed and seven strikeouts with only three hits and two walks surrendered.

- His seven strikeouts were the most he has recorded in an ACC game this season and the most since striking out nine vs. Georgia State earlier this season.
 - This was his fourth start with at least six strikeouts and his sixth of 10 starts with at least five.
 - The Jackets have won each of Blakely's last eight starts.
 - His ERA stands at 2.84 over 50.2 innings, the lowest among all regular starting pitchers on the roster and the third lowest ERA overall on staff.
 - He stands at 56 strikeouts this season, the second most on the roster, and 50.2 innings pitched, also the second most, both behind Friday night starter Tate McKee.
 - Blakely would get credit for the win, bringing his record to 6-1 for the season and joining Carson Ballard (6-0) for the second most wins on the staff, behind McKee (7).
 - He is currently on pace to be the first Tech pitcher with an ERA under 3.00 since 2016 – Brandon Gold 2.48 ERA over 105.1 IP.
 - R-junior Caden Gaudette made his team-leading 21st appearance of the season in the sixth inning, getting a pair of outs on six pitches to keep the Jackets comfortably ahead.
 - Freshman Cooper Underwood slammed the door shut in the 7th inning, sitting Duke down in order with a strikeout and just 14 pitches.
 - This was his fourth appearance out of the bullpen this season and his 10th He owns a 1.17 ERA over 7.2 innings out of the bullpen this year, allowing only three hits with 10 strikeouts.
- #### Last Midweek: GT 9 - Mercer 12
- R-sophomore Jake Lankie made his first career start, pitching 1.2 innings. He is the 11th Tech pitcher to start a game this season and the fifth pitcher to make his first career start this year.
 - This was his 16th appearance of the season, double his total from his r-freshman total.
 - R-sophomore Justin Shadek made his 13th bullpen appearance of the season and his 15th He pitched 0.2 innings recording both of his outs via strikeout.
 - Senior Caden Spivey pitched 2.2 scoreless innings across the 6th, 7th and 8th innings, his longest outing of the season.
- He allowed only two baserunners during his time on the mound – one hit and one walk.
- This was his 7th outing of the year without allowing an earned run and his longest scoreless outing since Opening Weekend last season (Feb. 15, 2025 vs. Old Dominion).
 - R-junior Caden Gaudette made his team-leading 22nd appearance of the season in the ninth inning, striking out the side over 13 pitches.
 - He lowers his ERA to a career-best 4.13 this season over 28.1 innings pitched, matching his previous career total for appearances from his past two seasons and surpassing his previous career total of strikeouts by two.

MISCELLANEOUS
MLB Prospects Top 150 List

- Earlier this week, MLB Pipeline released its Top 150 Prospects list for the 2026 MLB Draft.
- Georgia Tech has five players included in the list, tied with UCLA for the most of any program in the nation as well as being the only program with two Top 10 prospects.

Player	Rank
Vahn Lackey	No. 3
Drew Burress	No. 8
Jarren Advincula	No. 31
Carson Kerce	No. 133
Alex Hernandez	No. 136

- The list includes all prospects eligible for the 2026 MLB Draft, including high school prospects.
- Georgia Tech has only had three first-round picks once in a single season, back in 1994: Nomar Garciaparra (No. 12), Jason Varitek (No. 14) and Jay Payton (No. 29).
- Tech has never had two players drafted in the Top 10 of the same draft in program history.
- Lackey and Burress have the potential of becoming the 6th and 7th Top 10 picks in program history.

Top 10 Draft Picks - GT Program History

Player	Overall	Team	Year
Joey Bart	No. 2	Giants	2018
Kevin Brown	No. 4	Rangers	1986
Matt Wieters	No. 5	Orioles	2007
Mark Teixeira	No. 5	Rangers	2001
Ty Griffin	No. 9	Cubs	1988

D1 BASEBALL POSITION RANKINGS

- Georgia Tech was all over D1 Baseball's annual preseason player rankings. The publication ranked their top 50 players of each position, the top 150 outfielders, top 200 starting pitchers and top 100 relievers.
- Tech was represented on every list including being the only program in the nation with six position players listed in among the top 15 and the only program with eight position players in the top 50 of their respective position group.

D1 BASEBALL PRESEASON POSITION RANKINGS

Player	Position	Rank	ACC Rank
Drew Burress	Outfield	1st	1st
Vahn Lackey	Catcher	2nd	1st
Jarren Advincula	2nd Base	2nd	1st
Alex Hernandez	Outfield	11th	5th
Kent Schmidt	1st Base	13th	4th
Carson Kerce	Shortstop	15th	4th
Ryan Zuckerman	3rd Base	28th	4th
Caleb Daniel	Outfield	41st	11th
Tate McKee	Starting Pitcher	55th	12th
Mason Patel	Starting Pitcher	61st	15th
Justin Shaddek	Relief Pitcher	85th	18th
Charlie Willcox	Starting Pitcher	155th	32nd

- Georgia Tech and TCU were the only programs in the nation with three outfielders listed in the Top 50 of these rankings.
- Tech and LSU were the only programs to have a representative from each infield position listed among the Top 30.
- Tech led the nation with eight players listed among the top 50 in their position, one more than the next closest programs (LSU and TCU) and two more than the next closest ACC rival (North Carolina and Louisville).
- Charlie Willcox was one of four freshman pitchers to earn a spot in the Top 200 for starting pitchers, coming in at No. 155.
- Willcox was also named as the fourth-best freshman in the ACC by D1 Baseball heading into this season.
- The Jackets position players continued to dominate the midseason position rankings.

• Vahn Lackey and Jarren Advincula were named the best catcher and 2nd baseman in the nation according to the D1 Baseball staff, two of the many improvements across the rankings.

D1 BASEBALL MIDSEASON POSITION RANKINGS

Player	Position	Rank	ACC Rank
Vahn Lackey	Catcher	1st	1st
Jarren Advincula	2nd Base	1st	1st
Carson Kerce	Shortstop	6th	2nd
Drew Burress	Outfield	8th	3rd
Ryan Zuckerman	3rd Base	8th	2nd
Alex Hernandez	Outfield	11th	5th
Kent Schmidt	1st Base	32nd	8th
Will Baker	Outfield	46th	13th
Caleb Daniel	Outfield	53rd	16th

• After Week 12, they released another set of position rankings, giving Georgia Tech the best catcher, 2nd baseman, 3rd baseman, shortstop of outfielder in the ACC.

D1 BASEBALL WEEK 12 POSITION RANKINGS

Player	Position	Rank	ACC Rank
Jarren Advincula	2nd Base	1st	1st
Drew Burress	Outfield	2nd	1st
Vahn Lackey	Catcher	2nd	1st
Carson Kerce	Shortstop	4th	1st
Ryan Zuckerman	3rd Base	4th	1st
Kent Schmidt	1st Base	24th	7th
Will Baker	Outfield	28th	11th
Alex Hernandez	Outfield	38th	15th

D1 BASEBALL POSITION RANKINGS MOVEMENT

Player	Position	PS Rank	MS Rank	W12 Rank
Jarren Advincula	2nd Base	2nd	1st	1st
Vahn Lackey	Catcher	2nd	1st	2nd
Drew Burress	Outfield	1st	8th	2nd
Carson Kerce	Shortstop	15th	6th	4th
Ryan Zuckerman	3rd Base	28th	8th	4th
Alex Hernandez	Outfield	11th	11th	38th
Kent Schmidt	1st Base	13th	32nd	24th
Will Baker	Outfield	NR	46th	28th
Caleb Daniel	Outfield	41st	53rd	NR

Jim Poole Number - Carson Ballard

Georgia Tech baseball continues the legacy of former Yellow Jacket standout and Major League Baseball relief pitcher Jim Poole, who passed away from ALS in October of 2023, by designating a student-athlete each year to wear his No. 21 jersey. The student-athlete selected must exemplify Poole's characteristics both on and off the field.

This year, r-junior RHP Carson Ballard (Alpharetta, Ga./Wesleyan HS) becomes the fourth Yellow Jacket to earn the honor, continuing the tradition begun by Jack Rubenstein in 2023, Ben King in 2024 and John Giesler last season.

"Carson Ballard is the epitome of what it means to be a student-athlete at Georgia Tech," head coach James Ramsey said. "He has been a mainstay on the ACC Academic Honor Roll as both a Biomedical Engineering major and a trusted arm for us over his three years with our program. He embodies the kind of dedication and love for Georgia Tech, both in the classroom and on the mound, that made Jim Poole such a beloved Tech Man. He has heard Jim's legacy preached since he stepped on campus. Not only about what a great pitcher he was and the incredible MLB career he enjoyed, but the husband, father, coach and advisor that Jim was and the life after baseball that he earned through the hard work that he put in while in White & Gold. That work ethic is perfectly reflected in Carson. Beginning as a walk-on and working his way to becoming a focal point of our 2025 ACC regular season championship roster and now, becoming a scholarship player on a 2026 team that has hopes of being one of the very best to represent this incredible Institution. The No. 21 has a deserved venerable legacy here and Carson is the perfect player, leader and engineer to continue this tradition into 2026."

Ballard will wear No. 21, having shown a longstanding commitment to Poole's ideals – self-determination, a strong academic work ethic, and high moral fiber on and off the field. He is a three-time member of the ACC Academic Honor Roll, a two-time Academic All-ACC honoree and a member of the 2024

CSC Academic All-District Team. He is currently pursuing a degree in Biomedical Engineering.

On the diamond, Ballard is entering his fourth season as one of the more reliable arms on the Tech pitching staff that has shown dramatic improvements from his freshman season to now. He has made 30 appearances including seven starts over his two years on the active roster, collecting three wins and a 5.07 ERA, with 64 strikeouts over 71.0 innings pitched. He was leaned on most when the lights were brightest, pitching a team-high 14.2 innings against SEC competition last year and delivering 13 strikeouts and a .226 opponent's batting average over those appearances with a 4.30 ERA. He introduced a knuckleball into his arsenal last season, throwing it with great effect down the stretch, including heavily relying on it during his 4.0 innings of work in an elimination game at the Oxford Regional.

"It's an incredible honor and privilege to wear No. 21 this year," Ballard said. "I hear all the time about the legacy Jim Poole left behind at Tech. Not just as a player, but as a person who impacted so many people on and off the field. He's someone I strive to be more like every day. I'll do everything I can to honor him and his family and to wear his number with pride."

ABOUT JIM POOLE

Poole arrived on The Flats in 1985 and had an immediate impact, as Georgia Tech baseball would win the first of four-straight ACC Tournament Championships. During his four years, he pitched in 120 games and struck out 263 batters in 188 innings. He still ranks first in the Tech record book with 22 career saves, including 10 as a junior and nine as a senior. He was named all-ACC his last two seasons. Poole would be enshrined into the Georgia Tech Sports Hall of Fame just nine years later in 1997.

A stellar worker in the classroom, Poole elected not to turn professional after being selected in the 34th round of the 1987 MLB Draft by the LA Dodgers, and returned to Georgia Tech for his senior year, recording a 2.03 ERA and 113 strikeouts in only 71 innings. Once again, the LA Dodgers would call his name in the 1988 MLB Draft, this time taking him in the ninth round. He would return to graduate from the Institute with a degree in electrical engineering in 1990.

Poole played 11 years in the major leagues, predominantly with the Baltimore Orioles, Cleveland Indians, and San Francisco Giants. In 431 games played, he finished with 22 victories and a 4.31 ERA, as well as 256 strikeouts and four saves. He helped pitch Cleveland to two American League Championship Series (1995, 1998), making it to the 1995 World Series where he would face the Atlanta Braves.

Following his retirement at the end of the 2000 season, Poole returned to Georgia Tech to join the Alexander-Tharpe Fund as a fundraiser and supporter of the baseball program. He then began serving as the pitching coach at Johns Creek High School in 2010, teaching many young men about pitching mechanics, while also conveying his personal pitching philosophy.

He later joined the business world as a Personal Wealth Advisor for the Baseball Division of BIP Wealth.

After being diagnosed with ALS in 2021, Poole worked tirelessly to raise awareness for the disease. In addition to serving on MLB ALS boards, he also worked with Georgia Tech, who together hosted an ALS Awareness Day during the 2022 baseball season, with Tech wearing Jim Poole shirts and both teams wearing honorary wristbands. Professional players also wore the shirt. Tech later designated the number 21 each year to be worn by a student-athlete who exemplify Poole's ideals – self-determination, a strong academic work ethic, and high moral fiber on and off the field.

MISCELLANEOUS
ATOP THE CONFERENCE

• Georgia Tech baseball ranks among the most prolific winners in ACC history.

MOST ACC TOURNAMENT TITLES, SINCE 2000

	Titles	Years
Florida State	6	2002, 2004, 2010, 2015, 2017, 2018
Georgia Tech	5	2000, 2003, 2005, 2012, 2014
North Carolina	5	2007, 2013, 2019, 2022, 2025
Clemson	3	2006, 2016, 2023
Duke	2	2021, 2024
Virginia	2	2009, 2011

MOST ACC REGULAR-SEASON, DIVISIONAL TITLES SINCE 1994

	Titles	Regular-Season Years (Divisional)
Florida State	14	1996, 1998, 1999, 2001, 2002, 2003 (2007, 2008, 2009, 2010*, 2011, 2012, 2013, 2014)
Georgia Tech	8	1997, 2000, 2004, 2005 (2011, 2019, 2021), 2025
North Carolina	8	(2006, 2007, 2009, 2012, 2013, 2017, 2018, 2024)
Clemson	6	1994, 1995 (2006, 2010*, 2018, 2024)
Louisville	5	(2015, 2016, 2017, 2019, 2022)
Miami	4	(2008, 2014, 2015, 2016)

• Tech has a chance to win the regular season ACC championship this weekend. Should they win, Tech would be the first back-to-back ACC regular season champion since Virginia in 2010/11.

GEORGIA TECH'S MOST COMMON OPPONENTS

	Games	First Meeting	Series Record
Georgia	391	1898	UGA leads 220-169-2
Auburn	250	1897	AU leads 131-114-5
Clemson	249	1902	CU leads 125-121-3
Mercer	178	1897	GT leads 120-58
North Carolina	161	1901	GT leads 84-77
Virginia	153	1924	GT leads 81-70-2
NC State	146	1921	GT leads 84-62
Ga. Southern	145	1947	GT leads 113-32
Duke	142	1903	GT leads 101-41
Florida State	135	1959	FSU leads 81-54

• Tech extended its winning streak against Georgia Southern to eight games in a row, dating back to 2022, with an 25-1 win in Statesboro earlier this year. GT set a new record when it hung 25-runs on Georgia Southern - the most in the 144 game history of the series, while also tying the program record with 19 strikeouts from the pitching staff.

• The Jackets traveled to Berkeley for the first time ever this season. They are 10-0 against California schools since they joined the ACC in 2025, becoming the first team from east of the Rocky Mountains to sweep a three-game series, at Stanford, in the history of Stanford baseball (since 1892) last season.


2026 ACC PRESEASON POLL

1. Georgia Tech (7)	237
2. North Carolina (6)	236
3. Florida State (1)	221
4. Louisville	196
5. Clemson (2)	185
6. NC State	169
7. Virginia	165
8. Miami	159
9. Wake Forest	145
10. Stanford	99
11. Virginia Tech	89
12. Notre Dame	87
13. Duke	67
14 Pitt	45
15. California	41
16. Boston College	35

Georgia Tech was named 2026 Atlantic Coast Conference Baseball preseason favorites by the league's 16 head coaches for the first time since 2004.

2026 ACC STANDINGS

Team	ACC	Overall
Georgia Tech	22-5	42-9
<i>North Carolina</i>	<i>20-7</i>	<i>41-9-1</i>
<i>Florida State</i>	<i>17-10</i>	<i>36-15</i>
Boston College*	17-10	36-17
Miami	15-12	35-15
<i>Wake Forest</i>	<i>14-13</i>	<i>36-17</i>
Virginia	13-14	34-18
<i>NC State</i>	<i>13-14</i>	<i>31-19</i>
<i>Virginia Tech</i>	<i>13-14</i>	<i>27-22</i>
Stanford	12-15	26-23
Notre Dame	11-16	28-20
Louisville	11-16	28-25
<i>Pitt</i>	<i>10-17</i>	<i>29-21</i>
<i>California</i>	<i>10-17</i>	<i>27-24</i>
<i>Clemson</i>	<i>9-18</i>	<i>30-23</i>
<i>Duke</i>	<i>9-18</i>	<i>24-28</i>

*Denotes on GT's remaining schedule
Italics indicates opponents GT has already played

A first year coach has not won the ACC regular season championship in his first season as a head coach since 1958 (Bill Wilhelm at Clemson).

2026 HONORS
DREW BURRESS

Preseason 1st Team All-American (Perfect Game)
Preseason 1st Team All-American (D1 Baseball)
Preseason 1st Team All-American (Baseball America)
Preseason 1st Team All-American (NCBWA)
Golden Spikes Award (Watch List)
Preseason ACC Player of the Year (D1 Baseball)
Preseason ACC Player of the Year (Baseball America)
ACC Player of the Week (April 27)
Perfect Game National Player of the Week (May 12)
Golden Spikes Semifinalist

VAHN LACKEY

Preseason 1st Team All-American (Perfect Game)
Preseason 2nd Team All-American (D1 Baseball)
Preseason 2nd Team All-American (Baseball America)
Preseason 2nd Team All-American (NCBWA)
Golden Spikes Award (Watch List)
Buster Posey Award (Watch List)
ACC Player of the Week (March 16)
Buster Posey Catcher of the Week (March 17)
Perfect Game National Player of the Week (March 17)
Golden Spikes Semifinalist

JARREN ADVINCULA

Preseason 2nd Team All-American (Perfect Game)
Preseason 2nd Team All-American (D1 Baseball)
Preseason 2nd Team All-American (Baseball America)
Preseason 2nd Team All-American (NCBWA)
Golden Spikes Award (Watch List)
Perfect Game National Player of the Week (April 28)
Golden Spikes Semifinalist

ALEX HERNANDEZ

Preseason 3rd Team All-American (Perfect Game)
Preseason 3rd Team All-American (NCBWA)

MASON PATEL

Preseason 1st Team All-American (NCBWA)
No. 61 Starting Pitcher (D1 Baseball)
Stopper of the Year Midseason Watch List

CARSON KERCE

Brooks Wallace Award Watch List
ACC Player of the Week (April 13)
Brooks Wallace Award semifinalist

DYLAN LOY

Pitcher of the Year Award Watch List

2026 MLB #PROJACKETS

Joey Bart, C	Pirates
Brant Hurter, RHP	Tigers
Chandler Simpson, OF	Rays

LET'S BRAG ABOUT BURRESS

"The definition of a college baseball superstar. On the same tier as Adley Rutschman and Dylan Crews. One of the great, no-brainer superstar players that will have that kind of transcendent career."

– Aaron Fitt, D1Baseball

- Burress hit 25 home runs his freshman season, one shy of the Georgia Tech program record (set by Kevin Parada in 2022) and two shy of the NCAA freshman home run record set by Tommy White (NC State) in 2022 as well. He hit 26 homers in 2024 but one was not official, since the game was called off for rain before enough innings were played.

- His freshman year, Burress became the 1st Yellow Jacket to ever slug over .800 with at least 200 at bats. His .821 slugging percentage led all Division I freshman and was 6th overall among those with 200+ ABs.

"What Burress lacks in size, he makes up for with impact on both sides of the ball." It's explosive bat speed from the right side of the plate with an affinity for hammering fastballs routinely.

– Tyler Jennings, Just Baseball

- Not only did Burress turn heads with his bat but he also set the Georgia Tech record for the most assists by an outfielder in a single season, gunning down 10 runners from his spot in center field in 2024

- In 2025, he was the only player from a Power 4 conference with at least 60 RBI (62), 20 doubles (23), 50 walks (53), 15 HR (19) and 70 runs (77).

- Last season, he led the ACC in extra base hits (43) and doubles (23) while finishing 2nd in the conference in home runs (19) and runs (77).

"Few hitters in the country combine his level of consistency with true, game-changing power... He is the best statistical producer returning to college baseball right now. Period."

– Jacob Rudner, Baseball America

- He became the fastest Yellow Jacket in program history to reach 30 career home runs – doing so in just 73 games, a full 20 games faster than the previous record holder, Kevin Parada.

- Burress was named a semifinalist for both the Dick Howser Trophy and the USA Baseball Golden Spikes Award for the second year in a row. One of only two players in the nation to do so (also FSU's Jamie Arnold).

- This season, Burress becomes the first Yellow Jacket to ever wear a "C" on his jersey as the team's permanent captain.

- Burress has been the best hitter in college baseball over the second half of the season, leading the team in runs (42), hits (52 – tied with Advincula), triples (2 – tied with Advincula), extra-base hits (20), RBI (35), slugging (.804) and OPS (1.335) over the last 26 games. In that stretch, Burress has recorded multiple hits in 18 of the 26 games (69.2%), scored multiple runs in 15 (57.7%) and multiple RBI in 11 (42.3%)

- He has landed himself on the program leaderboard in: HRs (T-1st – 57), slug (2nd – .731), 2B (8th – 56), R (9th – 219), TB (7th – 463), average (17th – .362) and RBI (14th – 182).

GEORGIA TECH'S TRIPLE CROWN WINNERS

Year	Player	HR	RBI	AVG
1958	Earl Moore	4	15	.287
1959	Roger Kaiser	4	32	.373
1960	George Inman	7	24	.360
1968	Ted Tomasovich	5	38	.381
1975	Frank Turner	2	30	.376
1991	Andy Bruce	22	96	.345
1992	<i>Jason Varitek</i>	11	52	.406
1993	<i>Jason Varitek</i>	22	72	.404
1994	Jay Payton	20	102	.434
1997	Mark Fischer	24	98	.354
1999	<i>Mark Teixeira</i>	13	65	.387
2016	Matt Gonzalez	11	54	.378
2024	Drew Burress	25	67	.381

italics indicates member of College Baseball Hall of Fame

MOST CAREER HOME RUNS - GT HISTORY

Rank	Player	HRs	Years
1.	Jason Varitek	57	1991-94
	Drew Burress	57	2024-
3.	J.J. Thomas	56	1995-97
4.	Tony Plagman	55	2007-10
5.	Andy Bruce	52	1988-91

ACTIVE NCAA D1 CAREER SLUGGING % LEADERS

Rank	Player	School	Class	Slug %
1	Jake Bennett	DBU	Sr.	.765
2	Myles Bailey	Florida State	So.	.734
3	Drew Burress	Georgia Tech	Jr.	.728
4	Hunter Ray	FDU	So.	.727
4	Tague Davis	Louisville	So.	.727

* minimum of 200 career ABs

ACTIVE NCAA D1 CAREER HOME RUN LEADERS

Rank	Player	School	Class	HR
1	Grayson Fitzwater	VMI	Sr.	61
2	Ty Dalley	Clemson	Sr.	60
3	Drew Burress	Georgia Tech	Jr.	57
4	Justin Journette	Norfolk State	Sr.	54
4	Daniel Cuvet	Miami (Fla.)	Jr	54

ACTIVE NCAA D1 CAREER RUNS LEADERS

Rank	Player	School	Class	R
1	Drew Burress	Georgia Tech	Jr.	221
2	Matthew Bucciero	Fairfield	Sr.	212
3	Noah Sullivan	Mississippi St.	Sr.	211
4	Blake Barthol	Coastal Carolina	Sr.	201
5	Luke Costello	Wake Forest	So.	197

ACTIVE NCAA D1 CAREER ON-BASE LEADERS

Rank	Player	School	Class	OBP
1	Jordan Ballin	UTSA	So.	.514
2	Tanner Mally	Western Mich.	Jr.	.504
3	Trey Bridges	Grambling State	Sr.	.492
4	Michael Smith	Dayton	Jr.	.491
5	Drew Burress	Georgia Tech	Jr.	.488

RECORD BREAKDOWN

	ACC	Overall
Overall	22-5	42-9
Home	14-1	30-4
Road	8-4	10-5
Neutral	0-0	2-0
Day Games	11-4	21-7
Night Games (6 p.m. or later)	11-1	21-2
Yellow Jackets Score First	15-1	26-3
Opponent Scores First	7-4	16-6
Yellow Jackets Score in 1st inning	16-1	27-3
Walk-off Victories	2-0	6-0
As a Ranked Team (All Polls)	22-5	42-9
Vs. Ranked Team (All Polls)	9-3	11-4
Vs. LHP (starter)	5-1	11-2
Vs. RHP (starter)	17-4	31-7
Yellow Jacket Starter 6+ IP	4-0	4-0
Yellow Jacket Starter 7+ IP	2-0	2-0
Yellow Jacket Starter 8+ IP	0-0	0-0
Hitting A Home Run	14-4	33-7
Not Hitting A Home Run	5-1	6-2
Out Hit Opponent	19-0	38-1
Get Out Hit By Opponent	3-5	3-7
Equal Number of Hits	0-0	1-1
February	0-0	10-1
March	9-3	13-4
April	10-2	14-2
May	3-0	5-2
June	0-0	0-0
Monday	0-0	0-0
Tuesday	0-0	8-3
Wednesday	0-0	0-0
Thursday	3-0	3-0
Friday	8-1	12-2
Saturday	6-3	11-3
Sunday	5-1	8-1
One-Run Games	4-0	5-0
Two-Run Games	3-0	4-0
Three-Run Games	2-2	4-3
Four+ Run Games	13-4	29-6
Leading After 6	19-0	36-1
Trailing After 6	1-4	2-7
Tied After 6	2-1	2-1
Leading After 7	20-0	39-1
Trailing After 7	0-5	0-8
Tied After 7	2-0	3-0
Leading After 8	13-0	25-1
Trailing After 8	0-4	0-7
Tied After 8	1-0	2-0
Shutouts	2-0	3-0
Extra Innings	1-0	2-1
Score 0-5 Runs	3-2	4-5
Score 6-9 Runs	7-3	9-4
Score 10+ Runs	12-0	29-0
Allow 0-5 Runs	19-1	35-1
Allow 6+ Runs	3-4	7-8
Commit 0 Errors	11-3	18-4
Commit 1 Error	7-1	16-2
Commit 2+ Errors	4-1	8-3



A NEW ERA OF TECH BASEBALL

- **James Ramsey** became the 13th Head Coach in Georgia Tech baseball history this past summer, taking over for the legendary Danny Hall, who retired at the end of his 32nd season on The Flats.
- This is Ramsey's first season as head coach but his 8th year at Georgia Tech, after being associate head coach and recruiting coordinator for the past five seasons and an assistant coach for the two years prior to that.
- He has signed four Top 5 ranked recruiting classes and coached 22 All-ACC, 7 All-American, 5 Freshman All-American, 5 All-ACC, 2 ACC Freshmen of the Year hitters including one National Freshman of the Year (Drew Burress).
- He has coached 17 draft picks on the offensive side and three semifinalists for both the Golden Spikes Award (Kevin Parada, Drew Burress and Kyle Lodise) and the Dick Howser Award (Kyle McCann, Kevin Parada and Drew Burress).
- Ramsey is the first ACC Player of the Year to ever become an ACC Head Coach
- He was an ABCA National Player of the Year at Florida State, where he led his team to the College World Series twice - 2010 & 2012

STOP...RAMMER TIME

- Since Ramsey took over the Georgia Tech offense in 2019, the Yellow Jackets have been among the very best in the vaunted Atlantic Coast Conference.

	GT (2019-Pres.)	ACC Rank
Batting Average	.314	1st
Runs Scored	3,464	1st
On-base+Slugging	.938	1st
On-Base %	.416	1st
Slugging %	.522	1st
Hits	4,596	1st
Doubles	928	1st
Total Bases	7,674	1st
SAC Flies	234	1st
Triples	96	2nd
RBI	3,209	2nd
Home Runs	653	2nd

- Georgia Tech is one of 10 programs across Division I to be led by a first-year head coach in 2026 - a total of 11 coaches since UMass is using co-head coaches.
- Ramsey is one of three Power 4 head coaches in their first year, along with Josh Elander at Tennessee and Corey Muscara at Duke.

1st Year Tech Skippers

	1st Season Record	Conference Record
Coach Todd (1900-01)	3-4 (.428)	N/A
Sammy Strang (1902)	5-8 (.385)	N/A
Coach Irving (1903)	9-9 (.500)	N/A
John Heisman (1904-17)	15-7 (.682)	N/A
Joe Bean (1918-20)	10-7 (.588)	N/A
Kid Clay (1921-31)	18-4-1 (.804)	N/A
Bobby Dodd (1932-1939)	4-11-2 (.294)	N/A
Roy Mundorff (1940-45)	5-10-1 (.344)	5-9-1 (.367) (SEC)
Joe Pittard (1946-61)	10-2 (.833)	N/A
Jim Luck (1962-81)	8-16 (.333)	6-11 (.353) (SEC)
Jim Morris (1982-93)	29-20 (.592)	6-8 (.429) (ACC)
Danny Hall (1994-2025)	50-17 (.746)	16-8 (.667) (ACC)
James Ramsey (2026-)	42-9 (.823)	22-5 (.815) (ACC)

1994 included Tech's first trip to the College World Series which ended in a 2nd place finish

TEAM GAME HIGHS

Batting	
At bats.....	51 - at Georgia Southern (Feb 17)
<i>Runs scored.....</i>	<i>27 - vs Bowling Green (Feb 14 - Game 1)</i>
Hits.....	26 - at Georgia Southern (Feb 17)
<i>RBI's.....</i>	<i>25 - vs Bowling Green (Feb 14 - Game 1)</i>
Doubles.....	6 - vs Bowling Green (Feb 14 - Game 1)
.....	6 - at Georgia Southern (Feb 17)
.....	6 - vs. Northwestern (Feb. 27)
Triples.....	2 - vs Stony Brook (Feb 22)
Home runs.....	6 - vs. Virginia Tech (March 7)
.....	6 - vs. Georgia Southern (April 14)
Total bases.....	40 - at Georgia Southern (Feb 17)
.....	40 - vs. Georgia Southern (April 14)
Walks.....	15 - vs Bowling Green (Feb 14 - Game 1)
Strikeouts.....	16 - at No. 4 Auburn (March 17)
Sac hits.....	1 - 7x last at Cal (April 4)
Sac flies.....	4 - vs Bowling Green (Feb 14 - Game 1)
Stolen bases.....	6 - vs Duke (May 9)
Hit by pitch.....	5 - vs Bowling Green (Feb 13)
Caught stealing.....	1, 5x - last at Pitt (March 20)
Runners LOB.....	15 - vs Bowling Green (Feb 14 - Game 1)
Hit into DP.....	3 - at No. 3 North Carolina (April 18)
.....	3 - vs Duke (May 10)
Fielding	
Putouts.....	30 - 3x, last 6 vs Duke (May 8)
Assists.....	16 - vs. Georgia Southern (April 14)
Errors.....	3 - vs Bowling Green (Feb 13)
.....	3 - vs Georgia State (Feb. 24)
Passed balls.....	1 - 6x, last vs. Georgia Southern (April 14)
DPs turned.....	2 - vs Bowling Green (Feb 13)
.....	2 - vs Stony Brook (Feb 21)
.....	2 - at No. 8 Clemson (March 12)
.....	2 - at No. 8 Clemson (March 13)
.....	2 - at No. 3 North Carolina (April 17)
Pitching	
Innings pitched.....	10.0 - 3x, last 6 vs Duke (May 8)
Runs allowed.....	14 - at Pitt (March 21)
.....	14 - at No. 3 North Carolina (April 18)
Earned runs.....	14 - at Pitt (March 21)
.....	14 - at No. 3 North Carolina (April 18)
Walks allowed.....	10 - at Pitt (March 20)
<i>Strikeouts.....</i>	<i>19 - at Georgia Southern (Feb 17)</i>
Hits allowed.....	14 - vs. Virginia Tech (March 8)
.....	14 - at No. 8 Clemson (March 14)
Doubles allowed.....	4 - vs Bowling Green (Feb 14 - Game 1)
.....	4 - vs. Virginia Tech (March 8)
Triples allowed.....	1 - vs. No. 5 Florida State (April 11)
Homers allowed.....	5 - vs Wake Forest (April 25)
Wild pitches.....	2 - vs Stony Brook (Feb 20)
Hit batters.....	3 - 4x last vs. Georgia Southern (April 14)
Bold indicates program record	
<i>Italics indicates BBCOR era record</i>	

INDIVIDUAL GAME HIGHS

Batting	
At bats:.....	6 - Jarren Advincula at Pitt (March 21)
.....	6 - Carson Kerce vs. Wake Forest (April 25)
.....	6 - Carson Kerce at Kennesaw State (April 28)
.....	6 - Drew Burress at Kennesaw State (April 28)
.....	6 - Carson Kerce vs. Duke (May 8)
Runs scored:.....	4 - 6x, last Jarren Advincula vs. Duke (May 9)
Hits:.....	5 - Ryan Zuckerman vs. Ga. Southern (April 14)
.....	5 - Jarren Advincula vs. Wake Forest (April 25)
RBI's:.....	6 - Jarren Advincula vs. Wake Forest (April 25)
.....	6 - Drew Rogers vs Stony Brook (Feb. 22)
.....	6 - Alex Hernandez vs Bowling Green (Feb. 14 - Game 1)
.....	6 - Caleb Daniel vs. Bowling Green (Feb 13)
Doubles:.....	2 - 12x last Vahn Lackey at Kennesaw State (April 28)
Triples:.....	1 - 12x, last Carson Kerce vs. Duke (May 8)
Home runs:.....	3 - Ryan Zuckerman vs. Northwestern (March 1)
Total bases:.....	12 - Ryan Zuckerman vs. Northwestern (March 1)
Walks:.....	3 - 9x last Ryan Zuckerman vs. Duke (May 10)
Strikeouts:.....	4 - Alex Hernandez vs. No. 14 NC State (March 28)
Sac hits:.....	1 - 7x last Carson Kerce at Cal (April 4)
Sac flies:.....	1 - 26x last Parker Brosius vs. Duke (May 10)
Stolen bases:.....	2 - 10x last
.....	Jarren Advincula & Ryan Zuckerman vs. Duke (May 10)
Hit by pitch:.....	2 - Drew Rogers vs. Bowling Green (Feb. 14 - Game 2)
.....	2 - Drew Rogers vs. Northwestern (Feb. 28)
.....	2 - Drew Burress at Pitt (March 20)
.....	2 - Parker Brosius vs. No. 14 NC State (March 27)
.....	2 - Jarren Advincula vs. Wake Forest (April 24)
Caught stealing:.....	1 - 5x last Drew Burress at Pitt (March 20)
Runners LOB:.....	6 - 4x. last Drew Rogers at Kennesaw State (April 28)
Fielding	
Putouts:.....	15 - Drew Rogers vs. Stony Brook (Feb. 20 - Game 1)
Assists:.....	6 - Carson Kerce vs. Bowling Green (Feb 13)
.....	6 - Carson Kerce at No. 8 Clemson (March 13)
Errors:.....	2 - Cade Brown vs. Stony Brook (Feb. 22)
.....	2 - Carson Kerce at Cal (April 3)
Passed balls:.....	1 - 6x last Drew Rogers vs. Ga. Southern (April 14)
Pitching	
Innings pitched:.....	7.1 - Tate McKee vs. No. 14 NC State (March 27)
Runs allowed:.....	7 - Porter Buursema at No. 3 North Carolina (April 18)
Earned runs:.....	7 - Porter Buursema at No. 3 North Carolina (April 18)
Walks allowed:.....	5 - Tate McKee at No. 8 Clemson (March 12)
.....	5 - Tate McKee at Pitt (March 20)
Strikeouts:.....	9 - Jackson Blakely vs Georgia State (Feb. 24)
Hits allowed:.....	9 - Dylan Loy vs. Northwestern (Feb 28)
Doubles allowed:.....	3 - Mason Patel vs. Stony Brook (Feb 21)
.....	3 - Jackson Blakely at No. 8 Clemson (March 14)
Triples allowed:.....	1 - Jackson Blakely vs No. 5 Florida State (April 11)
Homers allowed:.....	3 - 4x, last Tate McKee vs Duke (May 8)
Wild pitches:.....	2 - Tate McKee vs. Stony Brook (Feb 20 - Game 1)
Hit batters:.....	3 - Jackson Blakely at No. 8 Clemson (March 14)

KILL SHOT INNINGS

- A "killshot inning" consists of an inning in which a team scores 2+ runs while holding the opponent scoreless.
- Last season, across college baseball, the team with more "killshot" innings went onto win the game 92% of the time.
- The Jackets have delivered 96 kill shot innings this season - the most in the nation (1.88/game).

OPPONENT	DATE	INNING(S)	INNING SCORE	SCORE BEFORE INNING	SCORE AFTER INNING	FINAL
Bowling Green	2/13	3rd & 6th	2-0 & 3-0	0-0 & 5-1	2-0 & 8-1	11-5
Bowling Green	2/14	3rd, 4th, 6th & 7th	11-0, 5-0, 6-0 & 4-0	0-2, 11-2, 16-2, 22-2	11-2, 16-2, 22-2, 26-2	27-4
Bowling Green	2/14	3rd, 5th & 7th	4-0, 3-0 & 2-0	2-0, 6-2 & 10-2	6-0, 9-2 & 12-2	12-2 (7)
at Georgia Southern	2/17	2nd, 3rd, 5th, 6th & 7th	7-0, 5-0, 2-0, 2-0 & 8-0	1-0, 8-0, 13-0, 15-0 & 17-0	8-0, 13-0, 15-0, 17-0 & 25-0	25-1
Stony Brook	2/20	2nd	2-0	0-0	2-0	14-5
Stony Brook	2/20	5th	5-0	5-5	10-5	10-5
Stony Brook	2/21	1st & 6th	2-0 & 2-0	0-0 & 2-5	2-0 & 4-5	6-5 (10)
Stony Brook	2/22	1st, 2nd, 3rd & 5th	7-0, 4-0, 3-0 & 4-0	0-0, 7-0, 11-0 & 14-0	7-0, 11-0, 14-0 & 18-0	21-3 (7)
Georgia State	2/24	1st	2-0	0-0	2-0	4-9 - Loss
Northwestern	2/27	2nd & 4th	7-0 & 5-0	2-2 & 10-2	9-2 & 15-2	17-3 (7)
Northwestern	2/28	1st, 3rd & 5th	3-0, 5-0 & 2-0	0-0, 5-3 & 10-3	3-0, 10-3 & 12-3	13-3 (7)
Northwestern	3/1	4th, 7th & 8th	3-0, 3-0 & 5-0	2-4, 6-5 & 9-5	5-4, 9-5 & 14-5	14-6
vs. Georgia State	3/3	4th	2-0	0-0	2-0	4-1
Virginia Tech	3/6	1st, 3rd & 5th	8-0, 5-0 & 2-0	0-0, 8-1 & 13-1	8-0, 13-1 & 15-1	16-1 (7)
Virginia Tech	3/7	7th	8-0	5-5	13-5	14-5
Virginia Tech	3/8	2nd & 5th	2-0 & 2-0	0-2 & 4-3	2-2 & 6-3	6-9 - Loss
West Georgia	3/10	2nd, 3rd & 6th	4-0, 5-0 & 3-0	1-0, 5-0 & 11-0	5-0, 9-0 & 14-0	14-0
at Clemson	3/12	3rd & 5th	4-0 & 5-0	0-0 & 4-0	4-0 & 9-0	10-0 (7)
at Clemson	3/13	7th	4-0	4-2	8-2	9-3
at Pitt	3/20	1st	4-0	0-0	4-0	11-9
at Pitt	3/22	2nd, 4th & 6th	2-0, 2-0 & 6-0	0-0, 2-0 & 4-0	2-0, 4-0 & 10-0	12-4 (7)
NC State	3/27	1st	2-0	0-0	2-0	3-1
NC State	3/28	1st & 5th	2-0 & 2-0	0-0 & 2-3	2-0 & 4-3	6-4
NC State	3/29	3rd, 6th & 8th	2-0, 4-0 & 3-0	1-0, 3-0 & 7-0	3-0, 7-0 & 10-0	10-0 (8)
Auburn	3/31	4th, 5th & 7th	2-0, 2-0 & 2-0	6-3, 8-3 & 10-3	8-3, 10-3 & 12-3	13-3 (8)
at Cal	4/2	1st, 3rd & 4th	9-0, 3-0 & 2-0	0-0, 9-0 & 12-0	9-0, 12-0 & 14-0	17-2 (7)
at Cal	4/3	1st & 3rd	4-0 & 3-0	0-0 & 4-0	4-0 & 7-0	7-2
at Cal	4/4	3rd & 6th	3-0 & 5-0	1-0 & 4-0	4-0 & 9-0	9-3
Kennesaw State	4/7	4th & 5th	3-0 & 5-0	1-3 & 4-3	4-3 & 9-3	11-4
Florida State	4/9	6th	3-0	1-3	4-3	4-3
Florida State	4/10	3rd & 8th	4-0 & 4-0	0-1 & 4-2	4-1 & 8-2	8-3
Florida State	4/11	6th	10-0	7-3	17-3	17-3
Georgia Southern	4/14	5th & 6th	2-0 & 2-0	6-5 & 8-5	8-5 & 10-5	13-9
at North Carolina	4/18	5th	2-0	1-10	3-10	4-14 (8)
Georgia	4/21	2nd, 3rd & 6th	2-0, 3-0 & 2-0	2-2, 4-2 & 12-4	4-2, 7-2 & 14-4	14-4 (7)
Wake Forest	4/24	5th	4-0	1-4	5-4	6-5
Wake Forest	4/25	5th, 6th & 7th	2-0, 4-0 & 5-0	3-11, 5-11 & 9-11	5-11, 9-11 & 14-11	14-11
at Kennesaw State	4/28	1st, 4th & 6th	5-0, 3-0 & 2-0	0-0, 5-4 & 8-6	5-0, 8-4 & 10-6	10-7
Xavier	5/2	3rd	5-0	0-1	5-1	7-5
Xavier	5/3	1st, 5th, 7th & 8th	6-0, 2-0, 2-0 & 2-0	0-0, 8-2, 10-6, 12-6	6-0, 10-2, 12-6 & 14-6	14-6
Duke	5/8	4th	4-0	1-1	5-1	10-9 (10)
Duke	5/9	3rd & 5th	3-0 & 2-0	1-0 & 13-1	4-0 & 15-1	15-2 (7)
Duke	5/10	3rd, 5th & 6th	2-0, 3-0 & 4-0	5-1, 7-1 & 10-1	7-1, 10-1 & 14-1	14-1 (7)
Mercer	5/12	6th & 7th	2-0 & 5-0	2-12, 4-12	4-12, 9-12	9-12 - Loss

BIG INNINGS BREAKDOWN

- With a lineup that is described as being the best in all of college baseball, Tech is always primed for hanging up crooked numbers in 2026.
- Tech has delivered 5+ runs in 34 innings so far this year, with much of the damage done with two outs, below is a breakdown...

OPPONENT	DATE	INNING	RUNS	H	2B	3B	HR	2 Out RBI	BB	SCORE BEFORE INNING	SCORE AFTER INNING	FINAL
Bowling Green	2/14	3rd	11	7	1	0	1	8	5	0-2	11-2	27-4
Bowling Green	2/14	4th	5	3	0	0	0	3*	2	11-2	16-2	27-4
Bowling Green	2/14	6th	6	5	1	0	0	0	1	16-2	22-2	27-4
at Georgia Southern	2/17	2nd	7	4	2	0	0	7*	2	1-0	8-0	25-1
at Georgia Southern	2/17	3rd	5	3	1	0	1	4*	2	8-0	13-0	25-1
at Georgia Southern	2/17	7th	8	10	1	1	1	8*	0	17-0	25-0	25-1
Stony Brook	2/20	6th	6	3	1	0	0	5*	5	7-5	13-5	14-5
Stony Brook	2/20	2nd	5	5	2	1	1	0	0	0-3	5-3	10-5 (7)
Stony Brook	2/20	5th	5	5	2	0	1	0	1	5-5	10-5	10-5 (7)
Stony Brook	2/22	1st	7	5	0	1	1	3	3	0-0	7-0	21-3 (7)
Northwestern	2/27	2nd	7	6	4	0	1	5	3	2-2	9-2	17-3 (7)
Northwestern	2/27	4th	5	5	2	0	2	4	0	10-2	15-2	17-3 (7)
Northwestern	2/28	3rd	5	3	1	0	1	0	1	5-3	10-3	13-3 (7)
Northwestern	3/1	8th	5	4	0	0	2	5*	1	9-5	14-5	14-6
Virginia Tech	3/6	1st	8	6	1	0	0	0	5	0-0	8-0	16-1 (7)
Virginia Tech	3/6	3rd	5	3	0	0	0	4*	4	8-1	13-1	16-1 (7)
Virginia Tech	3/7	7th	8	8	0	0	4	2	2	5-5	13-5	14-5
West Georgia	3/10	3rd	5	5	1	0	0	4*	2	5-0	10-0	14-0 (7)
at Clemson	3/12	5th	5	4	0	0	1	0	0	4-0	9-0	10-0 (7)
at Pitt	3/22	6th	6	4	2	0	0	2	2	4-0	10-0	12-4 (7)
Auburn	3/31	2nd	6	4	1	0	2	4	2	0-3	6-3	13-3 (8)
at Cal	4/2	1st	9	6	4	0	0	2	4	0-0	9-0	17-2 (7)
at Cal	4/4	6th	5	5	0	1	0	5*	1	4-0	9-0	9-3
Kennesaw State	4/7	5th	5	5	1	0	2	3	1	4-3	9-3	11-4
Florida State	4/11	5th	5	6	2	0	0	3	0	2-3	7-3	17-3
Florida State	4/11	6th	10	7	1	0	3	8	3	7-3	17-3	17-3
Georgia	4/21	5th	5	5	1	0	1	0	2	7-4	12-4	14-4 (7)
Wake Forest	4/25	7th	5	6	2	0	0	0	1	9-11	14-11	14-11
at Kennesaw State	4/28	1st	5	6	2	0	0	1	0	0-0	5-0	10-7
Xavier	5/2	3rd	5	4	0	0	2	3	0	0-1	5-1	7-5
Xavier	5/3	1st	6	7	2	0	0	3	0	0-0	6-0	14-6
Duke	5/9	4th	9	4	1	0	3	0	5	4-0	13-1	15-2 (7)
Duke	5/10	1st	5	5	0	0	1	4	0	0-1	5-1	14-1
Mercer	5/12	7th	5	4	2	0	1	0	2	4-12	9-12	9-12

* indicates all RBI that inning came with two-outs

STARTERS

STARTING PITCHERS GAME-BY-GAME

STARTING PITCHER RECORDS

PITCHER	Starts	Record	GT Career Record
Tate McKee	12	7-1	19-9
Jackson Blakely	10	6-1	6-1
Cooper Underwood	6	1-0	1-0
Dylan Loy	5	1-1	1-1
Carson Ballard	4	2-0	4-2
Porter Buursema	4	0-1	0-1
Dimitri Angelakos	3	1-1	1-1
Mason Patel	2	1-0	14-5
Justin Shadek	2	0-0	0-0
Charlie Willcox	1	0-0	0-0
Jake Lankie	1	0-1	0-1

Last season, Tech set a program record, going 37 games without recording a loss from a starting pitcher.

This season, it took until the 20th game for a Tech pitcher to get saddled with a loss, when Jackson Blakely saw his inherited runners score for a total of 6 earned runs over his outing.

At Cal, Tech starters did not allow an earned run in any of the three starts, spanning 13.1 innings. It was the first time Tech starters had delivered a 0.00 ERA over an ACC series since at least the turn of the century.

Underwood became the first true freshman to start on opening weekend since 2022.

Blakely recorded nine strikeouts in his first career start, vs. Georgia State on Feb. 24 - it was the most strikeouts by any Tech pitcher in their first career start since at least the turn of the century

Angelakos was excellent in his first career start, pitching 5.0 innings with 2 hits, five strikeouts and zero walks, becoming the first Tech pitcher to throw 5.0 scoreless innings in his first career start since Carson Ballard, against Georgia State back in 2024.

PITCHER	DATE	OPPONENT	DEC.	IP	H	R	ER	BB	SO	NP	SCORE W/LEFT	FINAL
Tate McKee	2/13	Bowling Green	W	5.0	3	1	1	1	6	86	5-1	11-5
Mason Patel	2/14	Bowling Green	W	5.0	5	2	2	2	7	96	16-2	27-4
Cooper Underwood	2/14	Bowling Green	ND	3.2	4	2	2	2	4	66	6-2	12-2 (7)
Dylan Loy	2/17	at Ga. Southern	ND	2.0	1	0	0	0	6	35	13-0	25-1
Tate McKee	2/20	Stony Brook	ND	4.0	3	2	2	3	6	82	3-2	14-5
Justin Shadek	2/20	Stony Brook	ND	2.0	2	3	1	1	2	38	5-3	10-5 (7)
Mason Patel	2/21	Stony Brook	ND	3.1	8	5	5	1	1	48	2-5	6-5 (10)
Cooper Underwood	2/22	Stony Brook	W	4.0	0	0	0	2	4	50	14-0	21-3 (7)
Jackson Blakely	2/24	Georgia State	ND	4.0	3	0	0	2	9	74	2-0	4-9
Tate McKee	2/27	Northwestern	W	4.1	6	3	3	2	3	86	15-3	17-3 (7)
Dylan Loy	2/28	Northwestern	W	4.0	9	3	3	0	4	81	10-3	13-3 (7)
Cooper Underwood	3/1	Northwestern	ND	0.1	3	4	4	0	0	26	0-4	14-6
Dimitri Angelakos	3/3	vs Georgia State	W	5.0	2	0	0	0	5	65	2-0	4-1
Tate McKee	3/6	Virginia Tech	ND	3.0	4	1	1	2	3	67	8-1	16-1 (7)
Dylan Loy	3/7	Virginia Tech	ND	4.2	6	5	1	1	3	86	2-5	14-5
Cooper Underwood	3/8	Virginia Tech	ND	2.1	2	2	2	3	2	54	2-2	6-9
Dimitri Angelakos	3/10	West Georgia	ND	3.1	2	0	0	0	2	38	10-0	14-0
Tate McKee	3/12	at Clemson	W	6.0	1	0	0	5	7	99	9-0	10-0(7)
Dylan Loy	3/13	at Clemson	ND	4.1	5	2	2	1	1	75	4-2	9-3
Jackson Blakely	3/14	at Clemson	L	4.1	7	6	6	1	3	78	5-6	7-13
Dimitri Angelakos	3/17	at Auburn	L	1.1	5	4	4	1	1	39	1-4	2-9
Tate McKee	3/20	at Pitt	ND	4.0	6	6	6	5	6	98	11-6	11-9
Dylan Loy	3/21	at Pitt	L	1.0	4	5	5	1	1	29	3-5	9-14
Jackson Blakely	3/22	at Pitt	W	4.0	2	0	0	2	5	75	4-0	12-4
Tate McKee	3/27	NC State	W	7.1	4	1	1	4	3	99	3-1	3-1
Porter Buursema	3/28	NC State	ND	2.1	5	3	3	4	2	66	2-3	6-4
Jackson Blakely	3/29	NC State	W	7.0	4	0	0	1	3	96	7-0	10-0 (8)
Cooper Underwood	3/31	Auburn	ND	1.2	4	3	3	2	1	42	0-3	13-3 (8)
Tate McKee	4/2	at Cal	W	4.0	3	0	0	1	4	65	17-0	17-2 (7)
Porter Buursema	4/3	at Cal	ND	4.0	2	1	0	1	6	65	7-0	7-2
Jackson Blakely	4/4	at Cal	W	5.1	2	0	0	0	6	74	9-0	9-3
Charlie Willcox	4/7	Kennesaw State	ND	1.0	3	3	3	1	0	23	0-3	11-4
Tate McKee	4/9	Florida State	W	6.0	4	3	3	2	7	94	4-3	4-3
Porter Buursema	4/10	Florida State	ND	4.0	3	1	1	1	7	66	4-1	8-3
Jackson Blakely	4/11	Florida State	W	5.0	6	3	3	1	5	86	7-3	17-3
Cooper Underwood	4/14	Georgia Southern	ND	1.0	3	4	4	1	2	29	2-4	13-9
Tate McKee	4/17	at North Carolina	L	2.1	7	5	4	1	3	76	0-5	2-5
Porter Buursema	4/18	at North Carolina	L	2.0	3	7	7	4	2	60	0-7	4-14 (8)
Jackson Blakely	4/19	at North Carolina	ND	2.2	4	2	2	3	3	71	4-2	5-2
Carson Ballard	4/21	vs. Georgia	W	4.1	8	4	4	2	5	83	7-4	14-4 (7)
Tate McKee	4/24	Wake Forest	W	5.0	6	4	3	2	8	98	5-4	6-5
Justin Shadek	4/25	Wake Forest	ND	0.1	2	5	5	2	1	24	0-5	14-11
Jackson Blakely	4/26	Wake Forest	ND	4.0	4	4	3	2	2	73	4-4	6-5
Carson Ballard	4/28	at Kennesaw State	ND	1.0	1	0	0	1	0	20	5-0	10-7
Tate McKee	5/1	Xavier	ND	5.0	4	3	2	3	8	93	4-3	4-8 (10)
Carson Ballard	5/2	Xavier	ND	4.0	5	1	1	2	5	80	5-1	7-5
Jackson Blakely	5/3	Xavier	ND	4.0	3	2	2	0	6	74	8-2	14-6
Tate McKee	5/8	Duke	ND	5.0	7	6	5	0	6	83	7-3	10-9 (10)
Carson Ballard	5/9	Duke	W	5.0	3	1	1	0	4	72	15-1	15-2 (7)
Jackson Blakely	5/10	Duke	W	5.1	3	1	0	2	7	78	10-1	14-1 (7)
Jake Lankie	5/12	Mercer	L	1.2	3	4	4	3	2	36	0-4	9-12

BULLPEN GAME-BY-GAME

OPPONENT	DATE	W-L-S	PITCHERS	INN.	IP	H	R-ER	BB-SO
Bowling Green	Feb. 13	0-0-0	Loy, Willcox, Gaudette, Vicens	6th	4.0	6	4-2	5-7
Bowling Green	Feb. 14	0-0-0	McKelvey, Buursema, Angelakos	6th	4.0	3	2-2	2-9
Bowling Green	Feb. 14	1-0-0	Campbell (W), Shadek, Spivey	4th	3.1	0	0-0	2-4
at Ga. Southern	Feb. 17	1-0-0	Ballard, Blakely (W), McKelvey, Barfield, Lankie	3rd	7.0	5	1-0	1- 13
Stony Brook	Feb. 20	1-0-0	Gaudette, Campbell (W), Lankie, Angelakos	5th	5.0	6	3-3	0-8
Stony Brook	Feb. 20	1-0-0	Spivey, McKelvey, Barfield (W), Vicens	3rd	5.0	5	2-2	4-6
Stony Brook	Feb. 21	1-0-0	Loy, Ballard (W)	4th	6.2	0	0-0	2-6
Stony Brook	Feb. 22	0-0-0	Bursema, Willcox	5th	3.0	3	3-2	1-2
Georgia State	Feb. 24	0-1-0	Campbell (L), Spivey, Vicens, Ballard, Angelakos, Gaudette	5th	5.0	9	9-8	1-4
Northwestern	Feb. 27	0-0-0	Gaudette, Buursema	5th	2.2	1	0-0	1-3
Northwestern	Feb. 28	0-0-1	Lankie (S)	5th	3.0	1	0-0	1-4
Northwestern	March 1	1-0-0	Gaudette, Shadek (W), Spivey, Barfield, Campbell	1st	8.2	7	2-2	4-11
vs Georgia State	March 3	0-0-1	Willcox, Spivey (S)	6th	4.0	2	1-1	2-2
Virginia Tech	March 6	1-0-0	Ballard (W), Campbell	4th	4.0	1	0-0	1-6
Virginia Tech	March 7	1-0-0	Blakely, Gaudette (W), Barfield, Vicens	5th	4.1	5	0-0	2-5
Virginia Tech	March 8	0-1-0	Gaudette, Spivey, Lankie, Buursema (L), Shadek, Campbell	3rd	6.2	12	7-7	4-11
West Georgia	March 10	1-0-0	McKelvey (W), Willcox, Buursema	4th	3.2	0	0-0	2-6
at Clemson	March 12	0-0-0	Lankie	7th	1.0	1	0-0	0-0
at Clemson	March 13	1-0-0	Patel (W), Gaudette, Ballard	5th	4.2	4	1-1	2-4
at Clemson	March 14	0-0-0	McKelvey, Spivey, Vicens, Underwood, Barfield, Shadek, Campbell, Willcox	5th	4.2	7	7-5	8-3
at Auburn	March 17	0-0-0	Lankie, Barfield, Gaudette, Campbell, Ballard, Shadek	2nd	6.2	6	5-5	5-8
at Pitt	March 20	1-0-1	McKelvey (W), Gaudette, Patel (S)	5th	4.0	2	3-3	5-4
at Pitt	March 21	0-0-0	Ballard, Willcox, Buursema, Vicens, Barfield	2nd	7.0	7	9-9	7-7
at Pitt	March 22	0-0-0	Barfield, Lankie, Shadek	5th	3.0	4	4-4	2-5
NC State	March 27	0-0-1	Patel (S)	8th	1.2	1	0-0	0-2
NC State	March 28	1-0-1	Loy, Gaudette (W), Barfield (S)	3rd	6.2	4	1-1	2-6
NC State	March 29	0-0-0	Shadek	8th	1.0	0	0-0	0-3
Auburn	March 31	1-0-0	Lankie, Campbell, Loy, Barfield, Willcox, Ballard, Spivey	2nd	6.1	2	0-0	2-7
at Cal	April 2	0-0-0	McKelvey, Angelakos	5th	3.0	3	2-2	3-3
at Cal	April 3	1-0-0	Barfield, Lankie, Spivey, Willcox	5th	5.0	3	1- 0	0-7
at Cal	April 4	0-0-0	Gaudette, Shadek, Patel	6th	3.2	5	3-3	2-4
Kennesaw State	April 7	1-0-0	Loy, Ballard (W), Barfield, Spivey, Vicens, Angelakos	2nd	8.0	4	1-1	1-12
Florida State	April 9	0-0-1	Patel (S)	7th	3.0	3	0-0	0-0
Florida State	April 10	1-0-1	Gaudette (W), Loy (S)	5th	5.0	4	2-2	2-6
Florida State	April 11	0-0-0	Lankie, Barfield	6th	2.0	0	0-0	2-3
Georgia Southern	April 14	1-0-0	Ballard, Barfield, Lankie, Shadek, Spivey, Gaudette, Angelakos	2nd	8.0	10	5-4	4-9
at North Carolina	April 17	0-0-0	Shadek, Barfield, Gaudette, Vicens, Loy	3rd	5.2	4	0-0	2-8
at North Carolina	April 18	0-0-0	Loy, McKelvey, Angelakos, Campbell, Willcox	3rd	5.2	7	7-7	8-5
at North Carolina	April 19	1-0-1	Gaudette (W), Patel (S)	3rd	6.1	4	0-0	2-3
vs. Georgia	April 21	0-0-0	Lankie, Barfield	5th	2.2	2	0-0	0-4
Wake Forest	April 24	0-0-1	Barfield, Patel (S)	6th	4.0	3	1-1	2-4
Wake Forest	April 25	1-0-0	Lankie, Campbell, Angelakos, Underwood (W)	1st	8.2	9	6-6	4-11
Wake Forest	April 26	1-0-1	Barfield, Loy (W), Gaudette (S)	5th	5.0	3	1-1	2-4
at Kennesaw St	April 28	1-0-1	Vicens, Spivey (W), Shadek, Patel (S)	2nd	8.0	6	7-7	3-8
Xavier	May 1	0-1-0	Loy, Gaudette (L)	6th	5.0	6	5-5	2-7
Xavier	May 2	1-0-0	Barfield (W), Lankie, Underwood	5th	5.0	7	4-4	1-9
Xavier	May 3	1-0-0	Angelakos, Gaudette (W), Loy, Campbell, Shadek	5th	5.0	4	4-4	1-8
Duke	May 8	1-0-0	Gaudette, Patel (W)	6th	5.0	5	3-2	1-7
Duke	May 9	0-0-0	Lankie, Campbell	6th	2.0	3	1-1	1-3
Duke	May 10	0-0-0	Gaudette, Underwood	6th	1.2	0	0-0	0-1
Mercer	May 12	0-0-0	Loy, Barfield, Shadek, Spivey, Gaudette	2nd	7.1	8	8-7	3-10

- The Tech bullpen set a season high with a 12.1 inning scoreless streak over the course of the four games from Feb. 24-March 1.
- The Tech bullpen did not allow a run over 1.2 innings against Duke, the 17th scoreless outing for them this season.
- The GT bullpen has allowed two or fewer earned runs in 34 games this season and each of its last three games.

2026 Season Summary

(As of May 13, 2026)

Georgia Tech Season Summary

Record: 42-9 Home: 30-4 Away: 11-5 Neutral: 1-0 Conference: 22-5
Extra Inn: 2-1 Vs. Ranked: 11-4

DATE	OPPONENT	SCORE	PLAYER	AVG	SLUG	OBP	GP	AB	R	H	2B	3B	HR	RBI	BB	K	SB	CS	E
02-13	Bowling Green	W 11-5	ADVINCULA, Jarren	.435	.617	.508	51	214	59	93	11	2	8	60	25	16	16	1	2
02-14	Bowling Green	W 27-4	LACKEY, Vahn	.386	.696	.502	51	184	64	71	14	2	13	61	40	32	12	1	3
02-14	Bowling Green	W 12-2	KERCE, Carson	.376	.629	.460	51	194	55	73	27	2	6	39	25	30	2	0	8
02-17	at Georgia Southern	W 25-1	BURRESS, Drew	.373	.670	.483	51	212	71	79	18	3	13	53	39	35	8	4	3
02-20	Stony Brook	W 14-5	HERNANDEZ, Alex	.355	.542	.473	45	166	46	59	7	0	8	37	34	46	2	0	2
02-20	Stony Brook	W 10-5	BAKER, Will	.349	.633	.472	50	169	55	59	19	1	9	47	38	25	1	0	2
02-22	Stony Brook	W 21-3	ZUCKERMAN, Ryan	.339	.742	.440	51	186	55	63	13	1	20	65	32	71	3	0	7
02-24	Georgia State	L 4-9	SCHMIDT, Kent	.321	.504	.482	43	137	44	44	7	0	6	43	42	33	3	0	3
02-27	Northwestern	W 17-3	DANIEL, Caleb	.293	.593	.379	45	123	31	36	10	0	9	27	14	39	0	0	0
02-28	Northwestern	W 13-3	ROGERS, Drew	.247	.521	.364	31	73	22	18	2	0	6	24	6	27	0	0	3
03-01	Northwestern	W 14-6																	
03-03	at Georgia St.	W 4-1																	
03-06*	Virginia Tech	W 16-1	NEISES, Tyler	.667	.667	.800	4	3	2	2	0	0	0	0	2	1	0	0	0
03-07*	Virginia Tech	W 14-5	COUPET, Nathanael	.500	.750	.533	13	12	6	6	0	0	1	9	1	5	0	0	0
03-08*	Virginia Tech	L 6-9	DEE, Michael	.500	.500	.600	7	4	3	2	0	0	0	1	1	2	0	0	0
03-10	West Georgia	W 14-0	HARTWELL, Judson	.500	.500	.600	4	4	2	2	0	0	0	1	1	0	0	0	0
03-12*	at Clemson	W 10-0	STEPHENSON, Dominic	.500	1.000	.667	5	4	2	2	0	1	0	3	1	2	0	0	0
03-13*	at Clemson	W 9-3	BROSIUS, Parker	.327	.750	.500	43	52	14	17	4	0	6	25	18	10	3	0	0
03-14*	at Clemson	L 7-13	BROWN, Cade	.273	.273	.429	10	11	3	3	0	0	0	1	2	4	0	0	2
03-17	at Auburn	L 2-9	LEWIS, Coleman	.261	.391	.370	13	23	6	6	0	0	1	4	4	9	0	0	0
03-20*	at Pitt	W 11-9																	
03-21*	at Pitt	W 9-14																	
03-22*	at Pitt	W 12-4																	
03-27*	NC State	W 3-1																	
03-28*	NC State	W 6-4																	
03-29*	NC State	W 10-0																	
03-31	Auburn	W 13-3																	
04-02*	at California	W 17-2																	
04-03*	at California	W 7-2																	
04-04*	at California	W 9-3																	
04-07	Kennesaw State	W 11-4																	
04-09*	Florida St.	W 4-3																	
04-10*	Florida St.	W 8-3																	
04-11*	Florida St.	W 17-3																	
04-14	Georgia Southern	W 13-9																	
04-17*	at North Carolina	L 2-5																	
04-18*	at North Carolina	L 4-14																	
04-19*	at North Carolina	W 5-2																	
04-21-	vs. Georgia	W 14-4																	
04-24*	Wake Forest	W 6-5																	
04-25*	Wake Forest	W 14-11																	
04-26*	Wake Forest	W 6-5																	
04-28	at Kennesaw St.	W 10-7																	
05-01+	Xavier	L 4-8																	
05-02	Xavier	W 7-5																	
05-03	Xavier	W 14-6																	
05-08**	Duke	W 10-9																	
05-09*	Duke	W 15-2																	
05-10*	Duke	W 14-1																	
05-12	Mercer	L 9-12																	

Totals Opponents
 1771 540 635 132 12 106 500 325 387 50 6 42
 1629 252 406 76 2 67 241 200 491 49 14 56

LOB - Team (431), Opp (371). DPs turned - Team (26), Opp (47). CI - Team (0), Opp (0). IBB - Team (5): ZUCKERMAN, Ryan (1)
 ;ADVINCULA, Jarren (1);LACKEY, Vahn (1);BAKER, Will (1);BURRESS, Drew (1). Picked off - Team (5): BURRESS, Drew (2)
 ;SCHMIDT, Kent (1);LACKEY, Vahn (1);KERCE, Carson (1).

PLAYER	ERA	W-L	APP	GS	CG	SHO	SV	IP	H	R	ER	BB	K	AVG	HR
PATEL, Mason	2.40	3-0	11	2	0	0	6	30.0	29	8	8	8	25	.261	0
BLAKELY, Jackson	2.84	6-1	12	10	0	1	0	50.2	44	18	16	14	56	.230	6
BALLARD, Carson	3.38	6-0	14	4	0	0	0	32.0	35	14	12	12	35	.282	4
LOY, Dylan	3.70	3-1	17	5	0	0	1	41.1	38	22	17	14	45	.238	9
ANGELAKOS, Dimitri	4.44	1-1	12	3	0	1	0	24.1	23	12	12	4	20	.245	6
MCKEE, Tate	4.57	7-1	13	13	0	1	0	61.0	58	35	31	31	70	.249	16
SHADEK, Justin	5.64	1-0	15	2	0	1	0	22.1	20	18	14	15	38	.238	3
BUURSEMA, Porter	6.20	0-2	10	4	0	1	0	20.1	15	15	14	19	29	.208	2
LANKIE, Jake	6.86	0-1	16	1	0	1	1	21.0	31	18	16	9	26	.333	4
UNDERWOOD, Cooper	6.97	2-0	10	6	0	0	0	20.2	19	16	16	12	23	.257	3
WILLCOX, Charlie	10.38	0-0	10	1	0	1	0	13.0	21	17	15	9	13	.339	1
BARFIELD, Brett	3.92	3-0	20	0	0	0	1	20.2	17	9	9	8	28	.213	2
GAUDETTE, Caden	4.13	5-1	22	0	0	0	1	28.1	20	14	13	9	28	.198	5
CAMPBELL, Kayden	6.10	2-1	13	0	0	0	0	10.1	10	7	7	7	12	.263	1
SPIVEY, Caden	6.88	1-0	13	0	0	0	1	17.0	15	13	13	13	19	.238	2
MCKELVEY, Adam	9.45	2-0	8	0	0	1	0	6.2	6	7	7	7	11	.250	2
VICENS, Jamie	10.29	0-0	9	0	0	0	0	7.0	5	9	8	9	13	.200	1
Totals	4.81	42-9	51	0	3	11		426.2	406	252	228	200	491	.249	67
Opponents	10.90	9-42	51	0	0	5		403.0	635	540	488	325	387	.359	106

PB - Team(6): LACKEY, Vahn (4);ROGERS, Drew (2), Opp (9). Pickoffs - Team(11): UNDERWOOD, Cooper (2);MCKEE, Tate (2)
 ;SPIVEY, Caden (1);BALLARD, Carson (1);PATEL, Mason (1);LOY, Dylan (1);ANGELAKOS, Dimitri (1);BUURSEMA, Porter (1), Opp
 (5). SBA/ATT - LACKEY, Vahn (28-34);ROGERS, Drew (21-29);BLAKELY, Jackson (2-2);VICENS, James (2-2);WILLCOX,
 Charlie (1-1);SHADEK, Justin (1-1);ANGELAKOS, Dimitri (1-1).

SCORE BY INNINGS	1	2	3	4	5	6	7	8	9	EX	TOTAL
Georgia Tech	84	62	88	54	85	81	55	28	1	2	540
Opponents	49	48	13	25	46	19	26	14	8	4	252

Overall Stats

Georgia Tech Overall Statistics

Record: 42-9 Home: 30-4 Away: 11-5 Neutral: 1-0 Conference: 22-5
 Extra Inn: 2-1 Vs. Ranked: 11-4

PLAYER	AVG	GP-GS	AB	R	H	2B	3B	HR	XB	RBI	TB	SLG	BB	HP	K	GDP	OB%	SF	SH	SB-ATT	PO	A	E	FLD%	
ADVINCULA, Jarren	.435	51-51	214	59	93	11	2	8	21	60	132	.617	25	8	16	2	.508	1	1	16-17	70	87	2	.987	
LACKEY, Vahn	.386	51-51	184	64	71	14	2	13	29	61	128	.696	40	6	32	7	.502	3	0	12-13	323	26	3	.991	
KERCE, Carson	.376	51-51	194	55	73	27	2	6	35	39	122	.629	25	5	30	9	.460	0	1	2-2	52	113	8	.954	
BURRESS, Drew	.373	51-51	212	71	79	18	3	13	34	53	142	.670	39	7	35	3	.483	1	0	8-12	101	4	3	.972	
HERNANDEZ, Alex	.355	45-45	166	46	59	7	0	8	15	37	90	.542	34	4	46	3	.473	1	0	2-2	102	10	2	.982	
BAKER, Will	.349	50-48	169	55	59	19	1	9	29	47	107	.633	38	4	25	9	.472	3	3	1-1	38	4	2	.955	
ZUCKERMAN, Ryan	.339	51-51	186	55	63	13	1	20	34	65	138	.742	32	4	71	3	.440	3	0	3-3	26	87	7	.942	
SCHMIDT, Kent	.321	43-43	137	44	44	7	0	6	13	43	69	.504	42	6	33	4	.482	6	0	3-3	285	12	3	.990	
DANIEL, Caleb	.293	45-32	123	31	36	10	0	9	19	27	73	.593	14	5	39	3	.379	3	0	0-0	41	0	0	1.000	
ROGERS, Drew	.247	31-18	73	22	18	2	0	6	8	24	38	.521	6	8	27	3	.364	1	0	0-0	163	17	3	.984	

NEISES, Tyler	.667	4-0	3	2	2	0	0	0	0	0	2	.667	2	0	1	0	.800	0	0	0-0	2	0	0	1.000	
COUPET, Nathanael	.500	13-1	12	6	6	0	0	1	1	9	9	.750	1	1	5	0	.533	1	0	0-0	14	1	0	1.000	
DEE, Michael	.500	7-0	4	3	2	0	0	0	0	1	2	.500	1	0	2	0	.600	0	0	0-0	2	2	0	1.000	
HARTWELL, Judson	.500	4-0	4	2	2	0	0	0	0	1	2	.500	1	0	0	0	.600	0	0	0-0	1	0	0	1.000	
STEPHENSON, Dominic	.500	5-0	4	2	2	0	1	0	1	3	4	1.000	1	1	2	0	.667	0	0	0-0	7	0	0	1.000	
BROSIUS, Parker	.327	43-15	52	14	17	4	0	6	10	25	39	.750	18	3	10	1	.500	3	2	3-3	27	0	0	1.000	
BROWN, Cade	.273	10-0	11	3	3	0	0	0	0	1	3	.273	2	1	4	0	.429	0	0	0-0	10	2	2	.857	
LEWIS, Coleman	.261	13-2	23	6	6	0	0	1	1	4	9	.391	4	0	9	1	.370	0	0	0-0	1	0	0	1.000	
Others																					15	56	7	.910	
Totals	.359	-	1771	540	635	132	12	106	250	500	1109	.626	325	63	387	48	.468	26	7	50-56	1280	421	42	.976	
Opponents	.249	-	1629	252	406	76	2	67	145	241	687	.422	200	50	491	26	.347	13	14	49-63	1210	414	56	.967	

LOB - Team (431), Opp (371). DPs turned - Team (26), Opp (47). CI - Team (0), Opp (0). IBB - Team (5): ZUCKERMAN, Ryan (1); ADVINCULA, Jarren (1); LACKEY, Vahn (1); BAKER, Will (1); BURRESS, Drew (1). Picked off - Team (5): BURRESS, Drew (2); SCHMIDT, Kent (1); LACKEY, Vahn (1); KERCE, Carson (1).

PLAYER	ERA	W-L	APP	GS	CG	SHO	SV	IP	H	R	ER	BB	K	WHIP	2B	3B	HR	AVG	WP	HP	BK	SFA	SHA		
PATEL, Mason	2.40	3-0	11	2	0	0	6	30.0	29	8	8	8	25	1.23	9	0	0	.261	0	1	1	0	3		
BLAKELY, Jackson	2.84	6-1	12	10	0	1	0	50.2	44	18	16	14	56	1.14	10	1	6	.230	3	10	0	2	1		
BALLARD, Carson	3.38	6-0	14	4	0	0	0	32.0	35	14	12	12	35	1.47	7	0	4	.282	1	4	0	2	2		
LOY, Dylan	3.70	3-1	17	5	0	0	1	41.1	38	22	17	14	45	1.26	1	0	9	.238	1	5	0	0	0		
ANGELAKOS, Dimitri	4.44	1-1	12	3	0	1	0	24.1	23	12	12	4	20	1.11	6	0	6	.245	1	4	0	0	0		
MCKEE, Tate	4.57	7-1	13	13	0	1	0	61.0	58	35	31	31	70	1.46	5	0	16	.249	5	4	0	0	0		
SHADEK, Justin	5.64	1-0	15	2	0	1	0	22.1	20	18	14	15	38	1.57	5	0	3	.238	1	3	0	1	3		
BUURSEMA, Porter	6.20	0-2	10	4	0	1	0	20.1	15	15	14	19	29	1.67	3	0	2	.208	4	0	0	1	1		
LANKIE, Jake	6.86	0-1	16	1	0	1	1	21.0	31	18	16	9	26	1.90	6	1	4	.333	0	1	0	1	0		
UNDERWOOD, Cooper	6.97	2-0	10	6	0	0	0	20.2	19	16	16	12	23	1.50	7	0	3	.257	0	5	0	3	1		
WILLCOX, Charlie	10.38	0-0	10	1	0	1	0	13.0	21	17	15	9	13	2.31	5	0	1	.339	1	4	0	0	0		

BARFIELD, Brett	3.92	3-0	20	0	0	0	1	20.2	17	9	9	8	28	1.21	3	0	2	.213	1	1	0	0	0		
GAUDETTE, Caden	4.13	5-1	22	0	0	0	1	28.1	20	14	13	9	28	1.02	1	0	5	.198	1	3	0	0	2		
CAMPBELL, Kayden	6.10	2-1	13	0	0	0	0	10.1	10	7	7	7	12	1.65	3	0	1	.263	0	1	1	0	0		
SPIVEY, Caden	6.88	1-0	13	0	0	0	1	17.0	15	13	13	13	19	1.65	4	0	2	.238	2	2	0	0	0		
MCKELVEY, Adam	9.45	2-0	8	0	0	1	0	6.2	6	7	7	7	11	1.95	1	0	2	.250	0	1	0	2	0		
VICENS, Jamie	10.29	0-0	9	0	0	0	0	7.0	5	9	8	9	13	2.00	0	0	1	.200	2	1	0	1	1		
Totals	4.81	42-9	51	0	3	11	426.2	406	252	228	200	491	1.42	76	2	67	.249	23	50	2	13	14			
Opponents	10.90	9-42	51	0	0	5	403.0	635	540	488	325	387	2.38	132	12	106	.359	50	63	3	26	7			

PB - Team(6): LACKEY, Vahn (4); ROGERS, Drew (2), Opp (9). Pickoffs - Team(11): UNDERWOOD, Cooper (2); MCKEE, Tate (2); SPIVEY, Caden (1); BALLARD, Carson (1); PATEL, Mason (1); LOY, Dylan (1); ANGELAKOS, Dimitri (1); BUURSEMA, Porter (1), Opp (5). SBA/ATT - LACKEY, Vahn (28-34); ROGERS, Drew (21-29); BLAKELY, Jackson (2-2); VICENS, James (2-2); WILLCOX, Charlie (1-1); SHADEK, Justin (1-1); ANGELAKOS, Dimitri (1-1).

Record: 22-5 Home: 14-1 Away: 8-4 Neutral: 0-0 Conference: 22-5
 Extra Inn: 1-0 Vs. Ranked: 9-3

PLAYER	AVG	GP-GS	AB	R	H	2B	3B	HR	XB	RBI	TB	SLG	BB	HP	K	GDP	OB%	SF	SH	SB-ATT	PO	A	E	FLD%
ADVINCULA, Jarren	.477	27-27	111	32	53	8	2	3	13	29	74	.667	15	3	10	0	.546	1	0	10-11	46	47	0	1.000
KERCE, Carson	.367	27-27	109	23	40	13	1	4	18	26	67	.615	7	2	20	5	.415	0	1	1-1	28	71	5	.952
BURRESS, Drew	.339	27-27	115	39	39	7	1	8	16	26	72	.626	18	2	25	2	.434	1	0	3-5	52	1	1	.981
LACKEY, Vahn	.330	27-27	97	36	32	6	0	7	13	24	59	.608	22	3	17	7	.467	0	0	7-7	193	14	2	.990
BAKER, Will	.305	26-25	82	29	25	8	1	7	16	20	56	.683	20	2	17	5	.452	0	3	0-0	14	3	1	.944
SCHMIDT, Kent	.294	27-27	85	24	25	5	0	4	9	33	42	.494	26	2	25	1	.453	4	0	3-3	196	9	1	.995
ZUCKERMAN, Ryan	.281	27-27	96	26	27	6	0	7	13	30	54	.563	17	1	40	0	.388	2	0	3-3	18	52	3	.959
HERNANDEZ, Alex	.281	26-26	96	18	27	2	0	4	6	17	41	.427	23	1	32	1	.421	1	0	0-0	36	5	1	.976
DANIEL, Caleb	.246	24-16	61	11	15	3	0	3	6	10	27	.443	6	2	21	1	.333	0	0	0-0	21	0	0	1.000
BROSIUS, Parker	.231	22-10	26	7	6	1	0	4	5	10	19	.731	12	3	5	1	.500	1	1	0-0	14	0	0	1.000

BROWN, Cade	.333	3-0	3	1	1	0	0	0	0	0	1	.333	0	0	0	0	.333	0	0	0-0	3	1	0	1.000
COUPET, Nathanael	.333	5-0	3	0	1	0	0	0	0	2	1	.333	1	0	2	0	.500	0	0	0-0	2	1	0	1.000
ROGERS, Drew	.150	11-3	20	4	3	0	0	1	1	3	6	.300	2	1	10	0	.261	0	0	0-0	45	5	0	1.000
LEWIS, Coleman	.143	4-1	7	1	1	0	0	1	1	1	4	.571	0	0	4	1	.143	0	0	0-0	0	0	0	.000
NEISES, Tyler	.000	2-0	0	0	0	0	0	0	0	0	0	.000	1	0	0	0	.000	0	0	0-0	0	0	0	.000
STEPHENSON, Dominic	.000	2-0	0	0	0	0	0	0	0	0	0	.000	1	0	0	0	.000	0	0	0-0	0	0	0	.000
Others																					6	20	4	.867
Totals	.324	-	911	251	295	59	5	53	117	231	523	.574	171	22	228	24	.438	10	5	27-30	674	229	18	.980
Opponents	.250	-	852	133	213	34	1	41	76	127	372	.437	118	24	235	17	.354	9	4	21-28	645	198	30	.966

LOB - Team (219), Opp (198). DPs turned - Team (17), Opp (23). CI - Team (0), Opp (0). IBB - Team (4): ADVINCULA, Jarren (1); LACKEY, Vahn (1); BAKER, Will (1); BURRESS, Drew (1). Picked off - Team (2): SCHMIDT, Kent (1); KERCE, Carson (1).

PLAYER	ERA	W-L	APP	GS	CG	SHO	SV	IP	H	R	ER	BB	K	WHIP	2B	3B	HR	AVG	WP	HP	BK	SFA	SHA	
UNDERWOOD, Cooper	2.16	1-0	4	1	0	0	0	8.1	3	2	2	5	10	0.96	1	0	0	.120	0	2	0	2	0	
BLAKELY, Jackson	3.18	5-1	9	8	0	1	0	39.2	36	16	14	12	36	1.21	10	1	5	.238	2	6	0	2	0	
BALLARD, Carson	4.09	2-0	4	1	0	0	0	11.0	9	5	5	3	10	1.09	1	0	1	.231	0	3	0	1	1	
MCKEE, Tate	4.85	5-1	9	9	0	1	0	42.2	42	26	23	22	47	1.50	3	0	12	.255	3	2	0	0	0	
LOY, Dylan	5.12	1-1	8	3	0	0	1	19.1	22	15	11	9	15	1.60	0	0	6	.286	1	3	0	0	0	
BUURSEMA, Porter	8.22	0-2	6	4	0	0	0	15.1	14	15	14	13	20	1.76	3	0	2	.250	3	0	0	1	1	
SHADEK, Justin	10.80	0-0	7	1	0	1	0	8.1	11	12	10	10	14	2.52	1	0	2	.314	0	2	0	1	1	

PATEL, Mason	0.44	2-0	8	0	0	0	5	20.2	15	1	1	5	17	0.97	4	0	0	.205	0	1	1	0	1	
BARFIELD, Brett	1.00	1-0	10	0	0	0	1	9.0	5	1	1	5	11	1.11	1	0	1	.156	1	0	0	0	0	
ANGELAKOS, Dimitri	2.70	0-0	3	0	0	0	0	6.2	6	2	2	3	7	1.35	2	0	2	.240	1	1	0	0	0	
GAUDETTE, Caden	2.89	4-0	12	0	0	0	1	18.2	10	7	6	7	15	0.91	0	0	3	.154	0	2	0	0	0	
CAMPBELL, Kayden	4.50	0-0	6	0	0	0	0	6.0	4	3	3	3	9	1.17	0	0	1	.190	0	0	0	0	0	
VICENS, Jamie	5.40	0-0	4	0	0	0	0	1.2	0	1	1	3	4	1.80	0	0	0	.000	1	0	0	0	0	
LANKIE, Jake	8.59	0-0	7	0	0	1	0	7.1	16	8	7	4	8	2.73	3	0	3	.432	0	1	0	0	0	
SPIVEY, Caden	12.27	0-0	3	0	0	0	0	3.2	6	5	5	3	4	2.45	2	0	0	.400	0	0	0	0	0	
WILLCOX, Charlie	17.18	0-0	4	0	0	0	0	3.2	9	7	7	5	5	3.82	3	0	1	.450	0	0	0	0	0	
MCKELVEY, Adam	23.63	1-0	4	0	0	0	0	2.2	5	7	7	6	3	4.12	0	0	2	.455	0	1	0	2	0	
Totals	4.77	22-5	27	0	2	8	224.2	213	133	119	118	235	1.47	34	1	41	.250	12	24	1	9	4		
Opponents	9.21	5-22	27	0	0	3	215.0	295	251	220	171	228	2.17	59	5	53	.324	29	22	2	10	5		

PB - Team(3): LACKEY, Vahn (3), Opp (5). Pickoffs - Team(6): MCKEE, Tate (2); LOY, Dylan (1); ANGELAKOS, Dimitri (1); BUURSEMA, Porter (1), Opp (2). SBA/ATT - LACKEY, Vahn (13-18); ROGERS, Drew (8-10); BLAKELY, Jackson (2-2); VICENS, James (1-1).

PITCHING SITUATIONAL

PLAYER	vs left			vs right			runners on			bases emp			leadoff			2outs			fly	gnd	fly/	GDP
	H	AB	AVG	H	AB	AVG	H	AB	AVG	H	AB	AVG	ADV	OPS	PCT	H	AB	AVG	OUT	OUT	GND	
43 ANGELAKOS, Dimitri	11	37	.297	12	55	.218	6	34	.176	17	60	.283	10	27	.370	4	25	.160	32	19	1.7	1
21 BALLARD, Carson	17	42	.405	18	82	.220	14	68	.206	21	56	.375	15	33	.455	7	36	.194	31	22	1.4	4
32 BARFIELD, Brett	9	34	.265	8	46	.174	9	46	.196	8	34	.235	9	18	.500	7	28	.250	20	13	1.5	0
24 BLAKELY, Jackson	23	72	.319	21	117	.179	16	80	.200	28	111	.252	17	53	.321	14	62	.226	46	45	1.0	1
99 BUURSEMA, Porter	7	23	.304	8	49	.163	10	38	.263	5	34	.147	11	22	.500	3	21	.143	11	17	0.6	1
49 CAMPBELL, Kayden	5	18	.278	5	19	.263	5	14	.357	5	24	.208	3	11	.273	4	15	.267	8	8	1.0	0
18 GAUDETTE, Caden	8	34	.235	12	67	.179	9	49	.184	11	52	.212	6	21	.286	6	38	.158	22	31	0.7	1
35 LANKIE, Jake	16	32	.500	15	60	.250	17	53	.321	14	40	.350	10	21	.476	6	29	.207	15	19	0.8	1
37 LOY, Dylan	16	63	.254	22	94	.234	17	70	.243	21	90	.233	13	42	.310	9	49	.184	34	38	0.9	2
22 MCKEE, Tate	28	91	.308	30	136	.221	21	101	.208	37	132	.280	28	65	.431	10	67	.149	43	58	0.7	6
55 MCKELVEY, Adam	0	6	.000	6	17	.353	4	16	.250	2	8	.250	3	5	.600	2	9	.222	8	1	8.0	0
29 PATEL, Mason	12	41	.293	16	68	.235	12	56	.214	17	55	.309	11	28	.393	8	37	.216	32	25	1.3	2
31 SHADEK, Justin	10	34	.294	9	49	.184	10	39	.256	10	45	.222	8	21	.381	11	34	.324	12	13	0.9	0
20 SPIVEY, Caden	7	21	.333	8	42	.190	8	33	.242	7	30	.233	6	16	.375	3	19	.158	16	12	1.3	0
15 UNDERWOOD, Cooper	9	35	.257	10	35	.286	11	25	.440	8	49	.163	5	22	.227	8	26	.308	19	16	1.2	1
26 VICENS, Jamie	2	8	.250	3	17	.176	4	12	.333	1	13	.077	4	9	.444	1	6	.167	5	2	2.5	0
16 WILLCOX, Charlie	10	21	.476	11	41	.268	17	40	.425	4	22	.182	5	13	.385	10	23	.435	11	15	0.7	0
Totals	190	612	.310	214	994	.215	190	774	.245	216	855	.253	164	427	.384	113	524	.216	365	354	1.0	20
Opponents	240	669	.359	395	1102	.358	377	1006	.375	258	765	.337	190	406	.468	216	588	.367	381	366	1.0	39

PLAYER	AP	GS	IP/APP	H/G	R/G	ER/G	BB/G	K/G	K/BB	2B/G	3B/G	HR/G	FO/G	GO/G	BF/G	SBA	ATT	PCT
43 ANGELAKOS, Dimitri	12	3	2.03	8.51	4.44	4.44	1.48	7.40	5.00	2.22	0.00	2.22	11.84	7.03	37.73	1	1	1.000
21 BALLARD, Carson	14	4	2.29	9.84	3.94	3.38	3.38	9.84	2.92	1.97	0.00	1.13	8.72	6.19	40.50	0	0	0
32 BARFIELD, Brett	20	0	1.03	7.40	3.92	3.92	3.48	12.19	3.50	1.31	0.00	0.87	8.71	5.66	38.76	0	0	0
24 BLAKELY, Jackson	12	10	4.22	7.82	3.20	2.84	2.49	9.95	4.00	1.78	0.18	1.07	8.17	7.99	38.72	2	2	1.000
99 BUURSEMA, Porter	10	4	2.03	6.64	6.64	6.20	8.41	12.84	1.53	1.33	0.00	0.89	4.87	7.52	41.16	0	0	0
49 CAMPBELL, Kayden	13	0	0.79	8.71	6.10	6.10	6.10	10.45	1.71	2.61	0.00	0.87	6.97	6.97	40.07	0	0	0
18 GAUDETTE, Caden	22	0	1.29	6.35	4.45	4.13	2.86	8.89	3.11	0.32	0.00	1.59	6.99	9.85	36.85	0	0	0
35 LANKIE, Jake	16	1	1.31	13.29	7.71	6.86	3.86	11.14	2.89	2.57	0.43	1.71	6.43	8.14	44.57	0	0	0
37 LOY, Dylan	17	5	2.43	8.27	4.79	3.70	3.05	9.80	3.21	0.22	0.00	1.96	7.40	8.27	39.19	0	0	0
22 MCKEE, Tate	13	13	4.69	8.56	5.16	4.57	4.57	10.33	2.26	0.74	0.00	2.36	6.34	8.56	39.54	0	0	0
55 MCKELVEY, Adam	8	0	0.83	8.10	9.45	9.45	9.45	14.85	1.57	1.35	0.00	2.70	10.80	1.35	45.90	0	0	0
29 PATEL, Mason	11	2	2.73	8.70	2.40	2.40	2.40	7.50	3.13	2.70	0.00	0.00	9.60	7.50	36.90	0	0	0
31 SHADEK, Justin	15	2	1.49	8.06	7.25	5.64	6.04	15.31	2.53	2.01	0.00	1.21	4.84	5.24	42.72	1	1	1.000
20 SPIVEY, Caden	13	0	1.31	7.94	6.88	6.88	6.88	10.06	1.46	2.12	0.00	1.06	8.47	6.35	41.29	0	0	0
15 UNDERWOOD, Cooper	10	6	2.07	8.27	6.97	6.97	5.23	10.02	1.92	3.05	0.00	1.31	8.27	6.97	41.37	0	0	0
26 VICENS, Jamie	9	0	0.78	6.43	11.57	10.29	11.57	16.71	1.44	0.00	0.00	1.29	6.43	2.57	47.57	2	2	1.000
16 WILLCOX, Charlie	10	1	1.30	14.54	11.77	10.38	6.23	9.00	1.44	3.46	0.00	0.69	7.62	10.38	51.92	1	1	1.000
Totals	51	51	8.37	8.56	5.32	4.81	4.22	10.36	2.46	1.60	0.04	1.41	7.70	7.47	40.25	49	63	.778
Opponents	51	51	7.90	14.18	12.06	10.90	7.26	8.64	1.19	2.95	0.27	2.37	8.51	8.17	48.98	50	56	.893

Pitching averages based on 9-inning game.

STARTING PITCHING

Starters (Stats from starts only)

PLAYER	GP-GS	ERA	W-L	IP	H	R	ER	BB	K	2B	3B	HR	AVG	BF	WP	HP	BK	SFA	SHA
BLAKELY, Jackson	12-10	3.15	5-1	45.2	38	18	16	14	49	8	1	6	.224	196	2	9	0	2	1
ANGELAKOS, Dimitri	12-3	3.72	1-1	9.2	9	4	4	1	8	2	0	2	.243	39	0	1	0	0	0
BALLARD, Carson	14-4	3.77	2-0	14.1	17	6	6	5	14	3	0	3	.309	63	0	1	0	1	1
MCKEE, Tate	13-13	4.57	7-1	61.0	58	35	31	31	70	5	0	16	.249	268	5	4	0	0	0
LOY, Dylan	17-5	6.19	1-1	16.0	25	15	11	3	15	1	0	6	.347	77	1	2	0	0	0
PATEL, Mason	11-2	7.56	1-0	8.1	13	7	7	3	8	5	0	0	.382	39	0	0	0	0	2
BUURSEMA, Porter	10-4	8.03	0-1	12.1	13	12	11	10	17	2	0	2	.271	58	3	0	0	0	0
UNDERWOOD, Cooper	10-6	10.38	1-0	13.0	16	15	15	10	13	5	0	2	.320	67	0	4	0	2	1
LANKIE, Jake	16-1	21.60	0-1	1.2	3	4	4	3	2	0	1	0	.375	11	0	0	0	0	0
SHADEK, Justin	15-2	23.15	0-0	2.1	4	8	6	3	3	1	0	2	.400	15	1	1	0	0	1
WILLCOX, Charlie	10-1	27.00	0-0	1.0	3	3	3	1	0	1	0	0	.500	9	0	2	0	0	0
		5.54	18-6	185.1	199	127	114	84	199	33	2	39	.275	842	12	24	0	5	6

BULLPEN

Non-starters (Stats from non-starts only)

PLAYER	GP-GS	ERA	W-L	IP	H	R	ER	BB	K	2B	3B	HR	AVG	BF	WP	HP	BK	SFA	SHA
BLAKELY, Jackson	12-10	0.00	1-0	5.0	6	0	0	0	7	2	0	0	.286	22	1	1	0	0	0
PATEL, Mason	11-2	0.42	2-0	21.2	16	1	1	5	17	4	0	0	.208	84	0	1	1	0	1
UNDERWOOD, Cooper	10-6	1.17	1-0	7.2	3	1	1	2	10	2	0	1	.125	28	0	1	0	1	0
LOY, Dylan	17-5	2.35	2-0	23.0	13	7	6	11	30	0	0	3	.148	103	0	3	0	0	0
BALLARD, Carson	14-4	3.06	4-0	17.2	18	8	6	7	21	4	0	1	.261	81	1	3	0	1	1
BUURSEMA, Porter	10-4	3.38	0-1	8.0	2	3	3	9	12	1	0	0	.083	35	1	0	0	1	1
SHADEK, Justin	15-2	3.60	1-0	20.0	16	10	8	12	35	4	0	1	.216	91	0	2	0	1	2
BARFIELD, Brett	20-0	4.42	3-0	18.1	17	9	9	8	28	3	0	2	.213	89	1	1	0	0	0
ANGELAKOS, Dimitri	12-3	4.91	0-0	14.2	14	8	8	3	12	4	0	4	.246	63	1	3	0	0	0
GAUDETTE, Caden	22-0	4.94	5-1	23.2	20	14	13	9	28	1	0	5	.198	116	1	3	0	0	2
LANKIE, Jake	16-1	5.59	0-0	19.1	28	14	12	6	24	6	0	4	.329	93	0	1	0	1	0
SPIVEY, Caden	13-0	6.88	1-0	17.0	15	13	13	13	19	4	0	2	.238	78	2	2	0	0	0
CAMPBELL, Kayden	13-0	7.88	2-1	8.0	10	7	7	7	12	3	0	1	.263	46	0	1	1	0	0
WILLCOX, Charlie	10-1	9.00	0-0	12.0	18	14	12	8	13	4	0	1	.321	66	1	2	0	0	0
MCKELVEY, Adam	8-0	9.45	2-0	6.2	6	7	7	7	11	1	0	2	.250	34	0	1	0	2	0
VICENS, Jamie	9-0	10.29	0-0	7.0	5	9	8	9	13	0	0	1	.200	37	2	1	0	1	1
		4.25	24-3	241.1	207	125	114	116	292	43	0	28	.228	1066	11	26	2	8	8

BATTING SITUATIONAL

PLAYER	vs left			vs right			runners on			bases emp			bases ldd			leadoff			fly	gnd	fly/
	H	AB	AVG	H	AB	AVG	H	AB	AVG	H	AB	AVG	H	AB	AVG	RCH	OP	PCT	OUT	OUT	GND
2 ADVINCULA, Jarren	28	64	.438	62	146	.425	64	129	.496	29	85	.341	2	9	.222	19	38	.500	45	51	0.9
7 BAKER, Will	17	51	.333	41	116	.353	32	98	.327	27	71	.380	4	8	.500	15	27	.556	39	44	0.9
1 BROSIUS, Parker	9	19	.474	8	33	.242	9	27	.333	8	25	.320	2	2	1.000	8	15	.533	21	7	3.0
14 BROWN, Cade	2	3	.667	1	8	.125	2	6	.333	1	5	.200	0	1	.000	0	1	.000	3	1	3.0
8 BURRESS, Drew	20	59	.339	58	150	.387	41	107	.383	38	105	.362	1	8	.125	35	65	.538	59	28	2.1
19 COUPET, Nathanael	3	7	.429	3	5	.600	6	9	.667	0	3	.000	1	1	1.000	0	0	-	1	1	1.0
6 DANIEL, Caleb	11	27	.407	25	94	.266	16	63	.254	20	60	.333	2	4	.500	12	31	.387	29	16	1.8
0 DEE, Michael	1	3	.333	1	1	1.000	2	3	.667	0	1	.000	1	2	.500	0	1	.000	0	0	-
41 HARTWELL, Judson	1	1	1.000	1	3	.333	2	2	1.000	0	2	.000	0	0	-	1	2	.500	1	0	-
4 HERNANDEZ, Alex	13	41	.317	46	122	.377	35	90	.389	24	76	.316	3	4	.750	12	34	.353	27	29	0.9
3 KERCE, Carson	20	52	.385	52	138	.377	32	97	.330	41	97	.423	2	9	.222	22	51	.431	39	43	0.9
25 LACKEY, Vahn	21	49	.429	50	134	.373	46	116	.397	25	68	.368	4	9	.444	20	39	.513	39	30	1.3
9 LEWIS, Coleman	3	7	.429	3	16	.188	4	13	.308	2	10	.200	2	4	.500	2	3	.667	4	4	1.0
39 NEISES, Tyler	1	2	.500	1	1	1.000	2	3	.667	0	0	-	0	1	.000	1	1	1.000	0	0	-
34 ROGERS, Drew	9	27	.333	9	46	.196	14	47	.298	4	26	.154	1	4	.250	4	17	.235	18	9	2.0
10 SCHMIDT, Kent	10	44	.227	33	89	.371	31	85	.365	13	52	.250	6	15	.400	12	26	.462	31	28	1.1
5 STEPHENSON, Dominic	0	1	.000	2	3	.667	2	2	1.000	0	2	.000	1	1	1.000	0	1	.000	0	0	-
11 ZUCKERMAN, Ryan	25	57	.439	36	126	.286	37	109	.339	26	77	.338	7	15	.467	27	54	.500	25	25	1.0
Totals	194	514	.377	432	1231	.351	377	1006	.375	258	765	.337	39	97	.402	190	406	.468	381	316	1.2
Opponents	90	375	.240	316	1254	.252	190	774	.245	216	855	.253	10	45	.222	164	427	.384	365	333	1.1

PLAYER	pinch hit			RISP			R3rd LT2out			2outs			adv ops			2out rnr		rch rch			
	H	AB	AVG	H	AB	AVG	SUCC	OP	PCT	H	AB	AVG	ADV	OP	PCT	RBI	ADV	LOB	ERR	FC	KL
2 ADVINCULA, Jarren	0	0	-	41	79	.519	11	18	.611	31	77	.403	89	151	.589	22	0	48	2	12	3
7 BAKER, Will	0	1	.000	22	61	.361	15	27	.556	20	65	.308	61	127	.480	22	0	46	1	7	6
1 BROSIUS, Parker	1	4	.250	8	17	.471	7	11	.636	5	16	.313	28	46	.609	5	0	10	1	1	6
14 BROWN, Cade	3	6	.500	0	4	.000	1	3	.333	1	6	.167	4	9	.444	0	0	7	0	0	2
8 BURRESS, Drew	0	0	-	24	60	.400	6	9	.667	23	61	.377	67	132	.508	21	0	45	5	7	10
19 COUPET, Nathanael	3	4	.750	4	5	.800	3	4	.750	1	2	.500	10	12	.833	1	0	0	0	0	3
6 DANIEL, Caleb	3	6	.500	12	48	.250	6	17	.353	6	35	.171	33	78	.423	6	0	32	5	2	12
0 DEE, Michael	1	1	1.000	2	3	.667	1	1	1.000	1	2	.500	2	4	.500	0	0	3	0	0	0
41 HARTWELL, Judson	2	3	.667	2	2	1.000	0	0	-	1	1	1.000	2	2	1.000	1	0	0	1	0	0
4 HERNANDEZ, Alex	0	0	-	21	62	.339	5	15	.333	24	57	.421	57	116	.491	14	0	39	3	3	20
3 KERCE, Carson	0	0	-	20	59	.339	6	13	.462	24	62	.387	57	114	.500	19	0	45	5	5	10
25 LACKEY, Vahn	0	0	-	32	71	.451	12	22	.545	25	59	.424	85	148	.574	29	0	37	3	13	16
9 LEWIS, Coleman	2	7	.286	3	10	.300	0	2	.000	3	8	.375	6	14	.429	3	0	6	0	0	2
39 NEISES, Tyler	1	1	1.000	0	1	.000	0	0	-	1	2	.500	3	4	.750	0	0	3	0	0	1
34 ROGERS, Drew	1	6	.167	11	29	.379	3	7	.429	11	26	.423	22	57	.386	17	0	19	0	2	10
10 SCHMIDT, Kent	0	0	-	20	54	.370	15	20	.750	15	47	.319	54	117	.462	12	0	45	2	5	17
5 STEPHENSON, Dominic	1	1	1.000	2	2	1.000	1	1	1.000	1	2	.500	4	4	1.000	2	0	0	0	0	2
11 ZUCKERMAN, Ryan	0	0	-	21	68	.309	10	28	.357	23	60	.383	52	125	.416	27	0	46	2	3	18
Totals	18	40	.450	245	635	.386	102	199	.513	216	588	.367	636	1260	.505	201	0	431	30	60	138
Opponents	9	54	.167	107	430	.249	59	110	.536	113	524	.216	353	901	.392	81	0	371	26	41	131

TEAM GAME-BY-GAME - Hitting

(As of May 13, 2026)

Georgia Tech Team Game-by-Game Batting

DATE	OPPONENT	AB	R	H	RBI	2B	3B	HR	TB	AVG	BB	IBB	SB	CS	HBP	SAC	SF	GDP	K	LOB	PO	A	E
02-13	Bowling Green	35	11	13	11	3	0	2	22	.371	7	0	4	0	5	1	0	1	8	13	27	9	3
02-14	Bowling Green	43	27	22	25	4	0	1	29	.512	15	0	1	0	4	0	4	0	8	15	27	3	0
02-14	Bowling Green	32	12	16	10	6	0	0	22	.500	9	0	1	0	2	0	0	2	6	10	21	9	0
02-17	at Georgia Southern	51	25	26	23	6	1	2	40	.510	5	0	1	1	4	0	0	2	14	8	27	6	1
02-20	Stony Brook	38	14	18	13	3	0	2	27	.474	9	0	0	1	1	0	0	2	7	10	27	6	0
02-20	Stony Brook	29	10	12	10	5	1	2	25	.414	6	0	2	0	2	0	0	0	5	7	21	6	2
02-21	Stony Brook	40	6	10	6	0	0	2	16	.250	8	0	3	0	1	0	0	0	5	12	30	12	1
02-22	Stony Brook	34	21	16	19	1	2	2	27	.471	12	0	3	0	1	0	1	0	5	9	21	12	2
02-24	Georgia State	31	4	5	3	2	0	1	10	.161	8	0	0	0	2	0	0	1	9	10	27	10	3
02-27	Northwestern	29	17	14	17	6	0	4	32	.483	11	0	0	0	2	0	1	1	3	8	21	8	1
02-28	Northwestern	34	13	18	12	2	0	1	23	.529	2	0	0	0	4	0	1	1	5	6	21	7	2
03-01	Northwestern	38	14	13	12	4	0	5	32	.342	5	0	1	0	1	0	0	0	5	6	27	8	0
03-03	at Georgia St.	34	4	9	4	1	0	1	13	.265	9	0	2	0	1	0	2	1	8	15	27	9	1
03-06	Virginia Tech	31	16	13	14	2	0	0	15	.419	12	0	0	0	1	0	1	0	5	11	21	6	1
03-07	Virginia Tech	39	14	18	14	3	0	6	39	.462	6	1	1	1	0	0	1	1	7	8	27	10	2
03-08	Virginia Tech	34	6	8	6	0	0	2	14	.235	7	0	2	0	2	1	0	1	12	11	27	8	0
03-10	West Georgia	31	14	16	13	1	1	5	34	.516	8	0	1	0	2	0	1	2	4	10	21	8	0
03-12	at Clemson	34	10	12	10	4	0	3	25	.353	3	0	1	0	0	0	0	0	13	6	21	12	0
03-13	at Clemson	37	9	8	9	1	0	2	15	.216	6	0	1	0	1	0	0	0	7	8	27	12	0
03-14	at Clemson	38	7	13	7	4	0	3	26	.342	0	0	0	1	0	0	0	1	8	4	24	8	1
03-17	at Auburn	30	2	3	2	0	0	0	3	.100	6	0	0	0	2	0	0	0	16	9	24	9	0
03-20	at Pitt	37	11	10	11	0	1	2	18	.270	7	0	1	1	2	0	0	0	13	8	27	9	0
03-21	at Pitt	36	9	10	9	5	0	2	21	.278	12	0	0	0	0	0	0	1	5	12	24	10	0
03-22	at Pitt	34	12	14	8	5	0	0	19	.412	4	0	0	0	0	1	0	1	4	6	21	3	0
03-27	NC State	27	3	4	3	1	0	2	11	.148	4	0	0	0	4	0	0	2	10	8	27	12	1
03-28	NC State	35	6	13	6	0	1	0	15	.371	5	0	0	0	0	1	0	0	13	11	27	12	1
03-29	NC State	31	10	10	10	3	0	2	19	.323	6	0	1	0	2	0	0	2	8	3	24	5	0
03-31	Auburn	32	13	11	11	2	0	4	25	.344	3	0	0	0	0	1	0	1	5	1	24	6	1
04-02	at California	33	17	11	14	4	1	3	26	.333	10	0	0	0	0	0	2	0	7	7	21	8	0
04-03	at California	32	7	7	7	2	0	3	18	.219	7	0	0	0	0	1	0	1	11	6	27	9	2
04-04	at California	36	9	12	9	2	1	1	19	.333	6	0	0	0	0	1	0	2	8	7	27	4	1
04-07	Kennesaw State	37	11	14	10	2	1	3	27	.378	4	0	0	0	0	0	0	1	7	6	27	6	1
04-09	Florida St.	34	4	10	3	0	0	1	13	.294	6	0	0	0	0	0	0	0	11	12	27	13	0
04-10	Florida St.	35	8	12	7	3	0	0	15	.343	7	0	0	0	0	0	0	1	10	10	27	8	0
04-11	Florida St.	35	17	16	16	3	0	4	31	.457	5	0	1	0	0	0	0	0	8	5	21	8	1
04-14	Georgia Southern	40	13	18	13	2	1	6	40	.450	3	0	0	0	2	0	0	2	6	8	27	16	1
04-17	at North Carolina	31	2	6	2	3	0	0	9	.194	5	0	0	0	1	0	1	1	7	9	24	5	2
04-18	at North Carolina	29	4	8	3	0	0	1	11	.276	6	0	0	0	1	0	0	3	5	8	23	7	0
04-19	at North Carolina	36	5	9	4	3	0	0	12	.250	5	0	0	0	0	0	0	0	10	9	27	10	0
04-21	vs. Georgia (N)	28	14	14	12	3	0	2	23	.500	7	0	1	0	1	0	3	1	3	7	21	3	0
04-24	Wake Forest	32	6	8	5	2	0	1	13	.250	4	0	3	0	2	0	1	1	12	9	27	9	2
04-25	Wake Forest	41	14	18	13	5	0	2	29	.439	4	1	1	0	0	0	1	0	8	8	27	8	0
04-26	Wake Forest	32	6	8	6	1	0	2	15	.250	7	1	1	0	2	0	0	0	14	11	27	10	1
04-28	at Kennesaw St.	42	10	17	10	5	0	1	25	.405	6	1	2	0	2	0	0	1	8	12	27	8	1
05-01	Xavier	40	4	12	4	3	0	2	21	.300	1	0	1	0	1	0	0	2	9	8	30	12	1
05-02	Xavier	34	7	12	6	6	0	2	24	.353	2	0	0	0	1	0	1	0	3	8	27	7	0
05-03	Xavier	41	14	20	14	3	0	2	29	.488	4	0	0	1	0	0	2	0	3	9	27	8	1
05-08	Duke	41	10	15	8	1	1	5	33	.366	5	0	4	0	0	0	1	1	7	8	30	11	2
05-09	Duke	24	15	9	13	1	0	3	19	.375	13	0	6	0	1	0	1	2	4	6	21	4	0
05-10	Duke	27	14	13	14	1	0	3	23	.481	9	1	4	0	3	0	1	3	1	8	21	8	1
05-12	Mercer	37	9	11	9	3	0	1	17	.297	4	0	0	0	0	0	0	3	7	5	27	4	2
Totals		1771	540	635	500	132	12	106	1109	.359	325	5	50	6	63	7	26	48	387	431	1280	421	42

TEAM GAME-BY-GAME - Pitching

(As of May 13, 2026)

Georgia Tech Team Game-by-Game Pitching

DATE	OPPONENT	IP	H	R	ER	BB	K	2B	3B	HR	WP	BK	HBP	DP	IBB	SCORE	W-L	SV	ERA
02-13	Bowling Green	9.0	9	5	3	6	13	1	0	1	0	0	1	2	0	11-5	1-0	0	3.00
02-14	Bowling Green	9.0	8	4	4	4	16	4	0	0	0	0	1	0	0	27-4	2-0	0	3.50
02-14	Bowling Green	7.0	4	2	2	4	8	0	0	0	0	0	0	0	0	12-2	3-0	1	3.24
02-17	at Georgia Southern	9.0	6	1	0	1	19	2	0	0	0	0	1	0	0	25-1	4-0	0	2.38
02-20	Stony Brook	9.0	9	5	5	3	14	2	0	1	2	0	2	0	0	14-5	5-0	0	2.93
02-20	Stony Brook	7.0	7	5	3	5	8	2	0	0	1	0	1	0	0	10-5	6-0	0	3.06
02-21	Stony Brook	10.0	8	5	5	3	7	3	0	0	0	0	0	1	0	6-5	7-0	0	3.30
02-22	Stony Brook	7.0	3	3	2	3	6	0	0	0	1	0	2	0	0	21-3	8-0	0	3.22
02-24	Georgia State	9.0	12	9	8	3	13	2	0	1	1	1	2	0	0	4-9	8-1	0	3.79
02-27	Northwestern	7.0	7	3	3	3	6	2	0	1	0	0	0	1	0	17-3	9-1	0	3.80
02-28	Northwestern	7.0	10	3	3	1	8	1	0	1	0	0	0	0	0	13-3	10-1	1	3.80
03-01	Northwestern	9.0	10	6	6	4	11	3	0	0	0	0	2	0	0	14-6	11-1	0	4.00
03-03	at Georgia St.	9.0	4	1	1	2	7	0	0	0	1	0	0	0	0	4-1	12-1	0	3.75
03-06	Virginia Tech	7.0	5	1	1	3	9	2	0	0	1	0	1	1	0	16-1	13-1	0	3.60
03-07	Virginia Tech	9.0	11	5	1	3	8	3	0	1	3	0	0	0	0	14-5	14-1	1	3.41
03-08	Virginia Tech	9.0	14	9	9	7	13	4	0	0	0	0	2	0	0	6-9	14-2	0	3.79
03-10	West Georgia	7.0	2	0	0	2	8	0	0	0	0	0	1	1	0	14-0	15-2	0	3.60
03-12	at Clemson	7.0	2	0	0	5	7	0	0	0	0	0	2	2	0	10-0	16-2	0	3.43
03-13	at Clemson	9.0	9	3	3	3	5	0	0	3	0	0	3	2	0	9-3	17-2	0	3.40
03-14	at Clemson	8.0	14	13	11	9	6	5	0	1	1	0	3	0	0	7-13	17-3	0	3.84
03-17	at Auburn	8.0	11	9	9	6	9	3	0	2	0	0	0	0	0	2-9	17-4	0	4.13
03-20	at Pitt	9.0	8	9	9	10	10	0	0	4	1	0	1	1	1	11-9	18-4	1	4.38
03-21	at Pitt	8.0	11	14	14	8	8	1	0	4	0	0	1	0	1	9-14	18-5	0	4.86
03-22	at Pitt	7.0	6	4	4	4	10	1	0	1	0	0	1	0	0	12-4	19-5	0	4.87
03-27	NC State	9.0	5	1	1	4	5	0	0	0	1	0	0	0	0	3-1	20-5	1	4.70
03-28	NC State	9.0	9	4	4	6	8	1	0	1	0	0	1	0	0	6-4	21-5	1	4.67
03-29	NC State	8.0	4	0	0	3	6	0	0	0	0	0	0	0	0	10-0	22-5	0	4.50
03-31	Auburn	8.0	6	3	3	4	8	2	0	1	0	0	0	0	0	13-3	23-5	0	4.46
04-02	at California	7.0	6	2	2	4	7	0	0	0	1	0	0	0	0	17-2	24-5	0	4.41
04-03	at California	9.0	5	2	0	1	13	1	0	0	1	0	0	1	0	7-2	25-5	0	4.24
04-04	at California	9.0	7	3	3	2	10	3	0	0	0	0	0	0	0	9-3	26-5	0	4.20
04-07	Kennesaw State	9.0	7	4	4	2	12	1	0	0	0	0	3	0	0	11-4	27-5	0	4.19
04-09	Florida St.	9.0	7	3	3	2	7	1	0	1	0	0	1	1	0	4-3	28-5	1	4.15
04-10	Florida St.	9.0	7	3	3	3	13	0	0	3	0	0	0	1	0	8-3	29-5	1	4.12
04-11	Florida St.	7.0	6	3	3	3	8	1	1	2	1	0	0	0	0	17-3	30-5	0	4.11
04-14	Georgia Southern	9.0	13	9	8	5	11	4	0	1	1	0	3	0	0	13-9	31-5	0	4.23
04-17	at North Carolina	8.0	11	5	4	3	11	2	0	3	0	0	0	0	0	2-5	31-6	0	4.24
04-18	at North Carolina	7.2	10	14	14	12	7	2	0	3	2	0	1	0	0	4-14	31-7	0	4.53
04-19	at North Carolina	9.0	8	2	2	5	6	2	0	0	0	0	1	0	0	5-2	32-7	1	4.46
04-21	vs. Georgia (N)	7.0	10	4	4	2	9	2	0	3	0	0	0	0	0	14-4	33-7	0	4.48
04-24	Wake Forest	9.0	9	5	4	4	12	0	0	2	0	0	0	1	0	6-5	34-7	1	4.46
04-25	Wake Forest	9.0	11	11	11	6	12	3	0	5	0	0	2	1	0	14-11	35-7	0	4.63
04-26	Wake Forest	9.0	7	5	4	4	6	1	0	3	0	0	1	0	0	6-5	36-7	1	4.62
04-28	at Kennesaw St.	9.0	7	7	7	4	8	2	0	3	2	0	2	1	0	10-7	37-7	0	4.68
05-01	Xavier	10.0	10	8	7	5	15	1	0	3	1	0	2	1	0	4-8	37-8	0	4.72
05-02	Xavier	9.0	12	5	5	3	14	3	0	2	0	0	0	0	0	7-5	38-8	0	4.73
05-03	Xavier	9.0	7	6	6	1	14	1	0	3	1	0	3	1	0	14-6	39-8	0	4.76
05-08	Duke	10.0	12	9	7	1	13	0	0	3	0	1	2	0	0	10-9	40-8	0	4.79
05-09	Duke	7.0	6	2	2	1	7	0	0	1	0	0	1	1	0	15-2	41-8	0	4.76
05-10	Duke	7.0	3	1	0	2	8	1	0	0	0	0	0	0	0	14-1	42-8	0	4.68
05-12	Mercer	9.0	11	12	11	6	12	1	1	3	0	0	0	0	2	9-12	42-9	0	4.81
Totals		426.2	406	252	228	200	491	76	2	67	23	2	50	20	4	-	42-9	11	4.81

STARTER SUMMARY

Georgia Tech Starters Summary

PLAYER	GS	Position											Batting Order								
		P	C	1B	2B	3B	SS	LF	CF	RF	OF	DH	1ST	2ND	3RD	4TH	5TH	6TH	7TH	8TH	9TH
2 ADVINCULA, Jarren	51	.	.	.	51	6	1	44
3 KERCE, Carson	51	51	13	1	8	7	22
8 BURRESS, Drew	51	51	.	.	.	32	19
11 ZUCKERMAN, Ryan	51	.	.	1	.	5.	7	37	7	.	.	
25 LACKEY, Vahn	51	.	36	2	.	1	12	.	13	1	31	6	.	.	.	
7 BAKER, Will	48	2	.	26	.	2.	.	.	1	1	1.	4	21	5	6
4 HERNANDEZ, Alex	45	.	.	8	.	.	.	4	.	24	.	9	.	18	.	19	1	3	.	4	.
10 SCHMIDT, Kent	43	.	.	4.	3	.	.	5	.	27	5	6	.	.
6 DANIEL, Caleb	32	31	.	.	.	1	1	8	15	8	
34 ROGERS, Drew	18	.	15	3	1	13	4	
1 BROSIUS, Parker	15	14	.	1	5	1.	
22 MCKEE, Tate	13	13
24 BLAKELY, Jackson	10	1.
15 UNDERWOOD, Cooper	6	6
37 LOY, Dylan	5	5
21 BALLARD, Carson	4	4
99 BUURSEMA, Porter	4	4
43 ANGELAKOS, Dimitri	3	3
9 LEWIS, Coleman	2	2	1	1
29 PATEL, Mason	2	2
31 SHADEK, Justin	2	2
16 WILLCOX, Charlie	1	1
19 COUPET, Nathanael	1	1	1	.
35 LANKIE, Jake	1	1

PLAYER GAME HIGHS
#2 ADVINCULA, Jarren

HIGH	STAT	LOW
6 - 6X Last at Kennesaw St. 04-28-26	PLATE APPEARANCES	3 vs. Stony Brook 02-22-26
6 at Pitt 03-21-26	AT BATS	2 vs. Duke 05-09-26
5 vs. Wake Forest 04-25-26	HITS	0 - 4X Last vs. Kennesaw State 04-07-26
4 vs. Duke 05-09-26	RUNS SCORED	0 - 13X Last vs. Xavier 05-01-26
6 vs. Wake Forest 04-25-26	RBI's	0 - 21X Last vs. Duke 05-09-26
2 at California 04-02-26	DOUBLES	0 - 41X Last vs. Duke 05-10-26
1 - 2X Last at California 04-04-26	TRIPLES	0 - 49X Last vs. Mercer 05-12-26
2 vs. Northwestern 02-27-26	HOMERUNS	0 - 44X Last vs. Mercer 05-12-26
9 vs. Wake Forest 04-25-26	TOTAL BASES	0 - 4X Last vs. Kennesaw State 04-07-26
2 - 4X Last vs. Duke 05-09-26	WALKS	0 - 30X Last vs. Mercer 05-12-26
2 - 2X Last at Clemson 03-12-26	STRIKEOUTS	0 - 37X Last vs. Duke 05-10-26
2 - 4X Last vs. Duke 05-10-26	STOLEN BASES	0 - 39X Last vs. Mercer 05-12-26
4 - 3X Last vs. Duke 05-08-26	PUTOUTS	0 - 14X Last vs. Duke 05-10-26
5 vs. NC State 03-27-26	ASSISTS	0 - 10X Last vs. Mercer 05-12-26
1 - 2X Last vs. Mercer 05-12-26	ERRORS	0 - 49X Last vs. Duke 05-10-26

#3 KERCE, Carson

HIGH	STAT	LOW
6 - 4X Last vs. Duke 05-08-26	PLATE APPEARANCES	3 - 4X Last at California 04-02-26
6 - 3X Last vs. Duke 05-08-26	AT BATS	1 vs. Bowling Green 02-14-26
4 vs. Duke 05-10-26	HITS	0 - 15X Last vs. Mercer 05-12-26
3 - 3X Last vs. Xavier 05-03-26	RUNS SCORED	0 - 12X Last at North Carolina 04-19-26
5 vs. Florida St. 04-11-26	RBI's	0 - 28X Last vs. Mercer 05-12-26
2 - 5X Last vs. Florida St. 04-10-26	DOUBLES	0 - 29X Last vs. Mercer 05-12-26
1 - 2X Last vs. Duke 05-08-26	TRIPLES	0 - 49X Last vs. Mercer 05-12-26
1 - 6X Last vs. Duke 05-08-26	HOMERUNS	0 - 45X Last vs. Mercer 05-12-26
7 - 2X Last vs. Duke 05-08-26	TOTAL BASES	0 - 15X Last vs. Mercer 05-12-26
2 - 5X Last at North Carolina 04-19-26	WALKS	0 - 31X Last vs. Mercer 05-12-26
3 vs. Wake Forest 04-24-26	STRIKEOUTS	0 - 26X Last vs. Xavier 05-03-26
1 - 2X Last at Pitt 03-20-26	STOLEN BASES	0 - 49X Last vs. Mercer 05-12-26
4 - 3X Last at Clemson 03-14-26	PUTOUTS	0 - 22X Last vs. Mercer 05-12-26
6 - 2X Last at Clemson 03-13-26	ASSISTS	0 - 7X Last vs. Duke 05-09-26
2 at California 04-03-26	ERRORS	0 - 44X Last vs. Mercer 05-12-26

#8 BURRESS, Drew

HIGH	STAT	LOW
6 - 10X Last vs. Duke 05-08-26	PLATE APPEARANCES	4 - 6X Last vs. Duke 05-09-26
6 at Kennesaw St. 04-28-26	AT BATS	2 - 3X Last vs. NC State 03-27-26
4 - 2X Last vs. Georgia 04-21-26	HITS	0 - 11X Last at North Carolina 04-17-26
4 - 2X Last vs. Florida St. 04-11-26	RUNS SCORED	0 - 15X Last vs. Xavier 05-02-26
3 - 7X Last vs. Duke 05-10-26	RBI's	0 - 21X Last vs. Mercer 05-12-26
2 - 3X Last vs. Xavier 05-02-26	DOUBLES	0 - 36X Last vs. Mercer 05-12-26
1 - 3X Last vs. Georgia Southern 04-14-26	TRIPLES	0 - 48X Last vs. Mercer 05-12-26
2 at Clemson 03-12-26	HOMERUNS	0 - 39X Last vs. Mercer 05-12-26
9 vs. Stony Brook 02-22-26	TOTAL BASES	0 - 11X Last at North Carolina 04-17-26
2 - 11X Last vs. Florida St. 04-10-26	WALKS	0 - 23X Last vs. Duke 05-08-26
3 - 2X Last at Clemson 03-14-26	STRIKEOUTS	0 - 23X Last vs. Duke 05-10-26
2 vs. Bowling Green 02-13-26	STOLEN BASES	0 - 44X Last vs. Mercer 05-12-26
6 vs. Wake Forest 04-26-26	PUTOUTS	0 - 7X Last at North Carolina 04-17-26
2 vs. Stony Brook 02-21-26	ASSISTS	0 - 48X Last vs. Mercer 05-12-26
1 - 3X Last vs. Duke 05-10-26	ERRORS	0 - 48X Last vs. Mercer 05-12-26

PLAYER GAME HIGHS

#11 ZUCKERMAN, Ryan

HIGH	STAT	LOW
6 at Georgia Southern 02-17-26	PLATE APPEARANCES	3 - 2X Last at California 04-02-26
5 - 10X Last vs. Duke 05-08-26	AT BATS	1 - 2X Last vs. Duke 05-10-26
5 vs. Georgia Southern 04-14-26	HITS	0 - 12X Last vs. Mercer 05-12-26
4 - 2X Last vs. Georgia Southern 04-14-26	RUNS SCORED	0 - 18X Last vs. Mercer 05-12-26
5 - 2X Last vs. Duke 05-09-26	RBIs	0 - 20X Last vs. Mercer 05-12-26
2 vs. Wake Forest 04-25-26	DOUBLES	0 - 39X Last vs. Mercer 05-12-26
1 at Georgia Southern 02-17-26	TRIPLES	0 - 50X Last vs. Mercer 05-12-26
3 vs. Northwestern 03-01-26	HOMERUNS	0 - 35X Last vs. Mercer 05-12-26
12 vs. Northwestern 03-01-26	TOTAL BASES	0 - 12X Last vs. Mercer 05-12-26
3 - 2X Last vs. Duke 05-10-26	WALKS	0 - 29X Last vs. Duke 05-08-26
3 - 5X Last at North Carolina 04-17-26	STRIKEOUTS	0 - 10X Last vs. Duke 05-10-26
2 vs. Duke 05-10-26	STOLEN BASES	0 - 49X Last vs. Mercer 05-12-26
2 - 5X Last vs. Duke 05-08-26	PUTOUTS	0 - 30X Last vs. Mercer 05-12-26
5 - 2X Last vs. Xavier 05-03-26	ASSISTS	0 - 11X Last vs. Georgia 04-21-26
1 - 7X Last vs. Duke 05-08-26	ERRORS	0 - 44X Last vs. Mercer 05-12-26

#25 LACKEY, Vahn

HIGH	STAT	LOW
6 - 2X Last at Kennesaw St. 04-28-26	PLATE APPEARANCES	3 - 5X Last vs. Duke 05-09-26
5 - 9X Last vs. Mercer 05-12-26	AT BATS	1 - 2X Last vs. Georgia 04-21-26
3 - 8X Last vs. Mercer 05-12-26	HITS	0 - 10X Last vs. Wake Forest 04-26-26
4 at California 04-02-26	RUNS SCORED	0 - 11X Last vs. Xavier 05-01-26
5 vs. Virginia Tech 03-07-26	RBIs	0 - 18X Last vs. Duke 05-10-26
2 at Kennesaw St. 04-28-26	DOUBLES	0 - 38X Last vs. Duke 05-10-26
1 - 2X Last vs. Kennesaw State 04-07-26	TRIPLES	0 - 49X Last vs. Mercer 05-12-26
2 vs. Stony Brook 02-20-26	HOMERUNS	0 - 39X Last vs. Mercer 05-12-26
9 vs. West Georgia 03-10-26	TOTAL BASES	0 - 10X Last vs. Wake Forest 04-26-26
3 vs. Virginia Tech 03-06-26	WALKS	0 - 22X Last vs. Mercer 05-12-26
2 - 8X Last vs. Xavier 05-01-26	STRIKEOUTS	0 - 27X Last vs. Duke 05-10-26
2 - 3X Last vs. Duke 05-09-26	STOLEN BASES	0 - 42X Last vs. Mercer 05-12-26
14 vs. Xavier 05-01-26	PUTOUTS	0 - 12X Last vs. Xavier 05-03-26
3 at Georgia Southern 02-17-26	ASSISTS	0 - 33X Last vs. Mercer 05-12-26
1 - 3X Last vs. Duke 05-08-26	ERRORS	0 - 48X Last vs. Mercer 05-12-26

#7 BAKER, Will

HIGH	STAT	LOW
5 - 21X Last vs. Mercer 05-12-26	PLATE APPEARANCES	1 vs. NC State 03-29-26
5 - 6X Last vs. Mercer 05-12-26	AT BATS	1 - 2X Last at California 04-03-26
3 - 5X Last vs. Georgia Southern 04-14-26	HITS	0 - 13X Last vs. Duke 05-10-26
3 - 8X Last vs. Wake Forest 04-25-26	RUNS SCORED	0 - 17X Last vs. Mercer 05-12-26
5 vs. Northwestern 02-28-26	RBIs	0 - 23X Last vs. Duke 05-10-26
2 - 2X Last vs. Wake Forest 04-24-26	DOUBLES	0 - 33X Last vs. Duke 05-10-26
1 at Pitt 03-20-26	TRIPLES	0 - 49X Last vs. Mercer 05-12-26
2 at California 04-02-26	HOMERUNS	0 - 42X Last vs. Mercer 05-12-26
9 at California 04-02-26	TOTAL BASES	0 - 13X Last vs. Duke 05-10-26
3 - 2X Last vs. Stony Brook 02-22-26	WALKS	0 - 21X Last vs. Mercer 05-12-26
3 - 3X Last vs. NC State 03-27-26	STRIKEOUTS	0 - 33X Last vs. Mercer 05-12-26
1 vs. Stony Brook 02-21-26	STOLEN BASES	0 - 49X Last vs. Mercer 05-12-26
5 - 2X Last vs. Duke 05-09-26	PUTOUTS	0 - 28X Last vs. Xavier 05-01-26
2 vs. Virginia Tech 03-06-26	ASSISTS	0 - 47X Last vs. Mercer 05-12-26
1 - 2X Last vs. Virginia Tech 03-07-26	ERRORS	0 - 48X Last vs. Mercer 05-12-26

PLAYER GAME HIGHS
#4 HERNANDEZ, Alex

HIGH	STAT	LOW
6 - 2X Last at Pitt 03-21-26	PLATE APPEARANCES	2 vs. Northwestern 02-28-26
5 - 10X Last vs. Wake Forest 04-25-26	AT BATS	1 - 2X Last at California 04-02-26
4 - 3X Last vs. West Georgia 03-10-26	HITS	0 - 11X Last vs. Mercer 05-12-26
3 - 6X Last vs. West Georgia 03-10-26	RUNS SCORED	0 - 16X Last vs. Mercer 05-12-26
6 vs. Bowling Green 02-14-26	RBI's	0 - 24X Last vs. Mercer 05-12-26
2 vs. Georgia 04-21-26	DOUBLES	0 - 39X Last vs. Mercer 05-12-26
0 - 45X Last vs. Mercer 05-12-26	TRIPLES	0 - 45X Last vs. Mercer 05-12-26
1 - 8X Last vs. Duke 05-09-26	HOMERUNS	0 - 37X Last vs. Mercer 05-12-26
8 vs. Stony Brook 02-20-26	TOTAL BASES	0 - 11X Last vs. Mercer 05-12-26
3 - 2X Last at California 04-02-26	WALKS	0 - 21X Last vs. Mercer 05-12-26
4 vs. NC State 03-28-26	STRIKEOUTS	0 - 16X Last vs. Duke 05-10-26
1 - 2X Last at Georgia Southern 02-17-26	STOLEN BASES	0 - 43X Last vs. Mercer 05-12-26
11 vs. Georgia State 02-24-26	PUTOUTS	0 - 15X Last vs. Mercer 05-12-26
1 - 10X Last at North Carolina 04-19-26	ASSISTS	0 - 35X Last vs. Mercer 05-12-26
1 - 2X Last vs. NC State 03-28-26	ERRORS	0 - 43X Last vs. Mercer 05-12-26

#6 DANIEL, Caleb

HIGH	STAT	LOW
5 - 11X Last vs. Wake Forest 04-25-26	PLATE APPEARANCES	1 - 6X Last vs. Duke 05-09-26
5 - 3X Last vs. Wake Forest 04-25-26	AT BATS	0 vs. Duke 05-09-26
3 vs. Bowling Green 02-13-26	HITS	0 - 16X Last vs. Duke 05-09-26
3 vs. Northwestern 02-27-26	RUNS SCORED	0 - 21X Last vs. Duke 05-09-26
6 vs. Bowling Green 02-13-26	RBI's	0 - 27X Last vs. Duke 05-09-26
1 - 10X Last vs. Xavier 05-02-26	DOUBLES	0 - 33X Last vs. Duke 05-09-26
0 - 43X Last vs. Duke 05-09-26	TRIPLES	0 - 43X Last vs. Duke 05-09-26
2 - 2X Last vs. Virginia Tech 03-07-26	HOMERUNS	0 - 36X Last vs. Duke 05-09-26
10 vs. Bowling Green 02-13-26	TOTAL BASES	0 - 16X Last vs. Duke 05-09-26
1 - 14X Last vs. Duke 05-09-26	WALKS	0 - 29X Last vs. Duke 05-08-26
3 - 2X Last vs. Xavier 05-01-26	STRIKEOUTS	0 - 17X Last vs. Duke 05-09-26
0 - 43X Last vs. Duke 05-09-26	STOLEN BASES	0 - 43X Last vs. Duke 05-09-26
4 - 2X Last vs. Virginia Tech 03-08-26	PUTOUTS	0 - 21X Last vs. Duke 05-10-26
0 - 45X Last vs. Duke 05-10-26	ASSISTS	0 - 45X Last vs. Duke 05-10-26
0 - 45X Last vs. Duke 05-10-26	ERRORS	0 - 45X Last vs. Duke 05-10-26

#1 BROSIUS, Parker

HIGH	STAT	LOW
5 - 2X Last vs. Xavier 05-03-26	PLATE APPEARANCES	1 - 12X Last at Kennesaw St. 04-28-26
5 vs. Xavier 05-03-26	AT BATS	0 - 7X Last at Kennesaw St. 04-28-26
3 vs. Xavier 05-01-26	HITS	0 - 20X Last vs. Duke 05-09-26
2 - 3X Last vs. Mercer 05-12-26	RUNS SCORED	0 - 21X Last vs. Duke 05-09-26
5 vs. Duke 05-10-26	RBI's	0 - 18X Last vs. Duke 05-09-26
1 - 4X Last vs. Xavier 05-01-26	DOUBLES	0 - 28X Last vs. Mercer 05-12-26
0 - 32X Last vs. Mercer 05-12-26	TRIPLES	0 - 32X Last vs. Mercer 05-12-26
1 - 6X Last vs. Mercer 05-12-26	HOMERUNS	0 - 26X Last vs. Duke 05-09-26
5 - 2X Last vs. Mercer 05-12-26	TOTAL BASES	0 - 20X Last vs. Duke 05-09-26
3 vs. Florida St. 04-09-26	WALKS	0 - 18X Last vs. Duke 05-10-26
2 vs. NC State 03-28-26	STRIKEOUTS	0 - 23X Last vs. Mercer 05-12-26
2 vs. Stony Brook 02-20-26	STOLEN BASES	0 - 30X Last vs. Mercer 05-12-26
3 - 2X Last vs. Florida St. 04-09-26	PUTOUTS	0 - 24X Last vs. Duke 05-08-26
0 - 43X Last vs. Mercer 05-12-26	ASSISTS	0 - 43X Last vs. Mercer 05-12-26
0 - 43X Last vs. Mercer 05-12-26	ERRORS	0 - 43X Last vs. Mercer 05-12-26

PLAYER GAME HIGHS
#10 SCHMIDT, Kent

HIGH	STAT	LOW
6 - 3X Last at Kennesaw St. 04-28-26	PLATE APPEARANCES	3 at Pitt 03-21-26
5 - 4X Last vs. Xavier 05-03-26	AT BATS	1 - 2X Last vs. Duke 05-09-26
4 - 2X Last vs. Xavier 05-03-26	HITS	0 - 15X Last vs. Mercer 05-12-26
3 - 4X Last vs. Duke 05-10-26	RUNS SCORED	0 - 17X Last vs. Mercer 05-12-26
4 - 2X Last vs. Duke 05-10-26	RBIs	0 - 18X Last vs. Mercer 05-12-26
1 - 7X Last vs. Duke 05-08-26	DOUBLES	0 - 36X Last vs. Mercer 05-12-26
0 - 43X Last vs. Mercer 05-12-26	TRIPLES	0 - 43X Last vs. Mercer 05-12-26
2 vs. Kennesaw State 04-07-26	HOMERUNS	0 - 38X Last vs. Mercer 05-12-26
8 vs. Kennesaw State 04-07-26	TOTAL BASES	0 - 15X Last vs. Mercer 05-12-26
3 vs. Duke 05-09-26	WALKS	0 - 13X Last vs. Xavier 05-03-26
3 vs. NC State 03-27-26	STRIKEOUTS	0 - 20X Last vs. Mercer 05-12-26
1 - 3X Last vs. Duke 05-09-26	STOLEN BASES	0 - 40X Last vs. Mercer 05-12-26
14 vs. NC State 03-27-26	PUTOUTS	0 - 3X Last vs. West Georgia 03-10-26
2 vs. NC State 03-28-26	ASSISTS	0 - 32X Last vs. Duke 05-10-26
1 - 3X Last vs. Xavier 05-01-26	ERRORS	0 - 40X Last vs. Mercer 05-12-26

#34 ROGERS, Drew

HIGH	STAT	LOW
5 - 7X Last vs. Xavier 05-03-26	PLATE APPEARANCES	1 - 5X Last vs. Duke 05-10-26
5 - 2X Last vs. Xavier 05-03-26	AT BATS	1 - 5X Last vs. Duke 05-10-26
3 vs. Northwestern 03-01-26	HITS	0 - 15X Last vs. Duke 05-10-26
3 vs. Northwestern 03-01-26	RUNS SCORED	0 - 13X Last vs. Duke 05-10-26
6 vs. Stony Brook 02-22-26	RBIs	0 - 17X Last vs. Duke 05-10-26
1 - 2X Last vs. Xavier 05-03-26	DOUBLES	0 - 25X Last vs. Duke 05-10-26
0 - 27X Last vs. Duke 05-10-26	TRIPLES	0 - 27X Last vs. Duke 05-10-26
2 vs. Northwestern 03-01-26	HOMERUNS	0 - 22X Last vs. Duke 05-10-26
9 vs. Northwestern 03-01-26	TOTAL BASES	0 - 15X Last vs. Duke 05-10-26
2 - 2X Last vs. Stony Brook 02-20-26	WALKS	0 - 23X Last vs. Duke 05-10-26
3 - 2X Last at Kennesaw St. 04-28-26	STRIKEOUTS	0 - 8X Last vs. Duke 05-10-26
0 - 27X Last vs. Duke 05-10-26	STOLEN BASES	0 - 27X Last vs. Duke 05-10-26
15 vs. Stony Brook 02-20-26	PUTOUTS	0 - 5X Last vs. Duke 05-10-26
3 - 2X Last vs. Georgia Southern 04-14-26	ASSISTS	0 - 19X Last vs. Duke 05-09-26
1 - 3X Last vs. Xavier 05-03-26	ERRORS	0 - 28X Last vs. Duke 05-10-26

#18 GAUDETTE, Caden

HIGH	STAT	LOW
3.1 vs. NC State 03-28-26	IP	0.1 - 2X Last vs. Georgia State 02-24-26
13 vs. NC State 03-28-26	BATTERS FACED	1 - 2X Last vs. Georgia State 02-24-26
4 vs. Xavier 05-01-26	RUNS ALLOWED	0 - 14X Last vs. Mercer 05-12-26
4 vs. Xavier 05-01-26	EARNED RUNS ALLOWED	0 - 14X Last vs. Mercer 05-12-26
5 vs. Xavier 05-01-26	HITS ALLOWED	0 - 11X Last vs. Mercer 05-12-26
3 - 5X Last vs. Mercer 05-12-26	STRIKEOUTS	0 - 8X Last vs. Duke 05-10-26
2 vs. NC State 03-28-26	WALKS ALLOWED	0 - 14X Last vs. Mercer 05-12-26
1 vs. Xavier 05-01-26	DOUBLES ALLOWED	0 - 21X Last vs. Mercer 05-12-26
0 - 22X Last vs. Mercer 05-12-26	TRIPLES ALLOWED	0 - 22X Last vs. Mercer 05-12-26
1 - 5X Last vs. Xavier 05-01-26	HOMERS ALLOWED	0 - 17X Last vs. Mercer 05-12-26
1 vs. Xavier 05-01-26	WILD PITCHES	0 - 21X Last vs. Mercer 05-12-26
1 - 3X Last vs. Duke 05-08-26	HIT BATTERS	0 - 19X Last vs. Mercer 05-12-26
6 vs. NC State 03-28-26	GROUNDOUTS	0 - 10X Last vs. Mercer 05-12-26
3 - 3X Last at North Carolina 04-19-26	FLYOUTS	0 - 11X Last vs. Mercer 05-12-26

PLAYER GAME HIGHS
#32 BARFIELD, Brett

HIGH	STAT	LOW
3 vs. Xavier 05-02-26	IP	0.1 - 2X Last at Auburn 03-17-26
13 vs. Xavier 05-02-26	BATTERS FACED	1 at Clemson 03-14-26
5 vs. Mercer 05-12-26	RUNS ALLOWED	0 - 15X Last vs. Wake Forest 04-24-26
5 vs. Mercer 05-12-26	EARNED RUNS ALLOWED	0 - 15X Last vs. Wake Forest 04-24-26
4 vs. Mercer 05-12-26	HITS ALLOWED	0 - 12X Last vs. Wake Forest 04-24-26
7 vs. Xavier 05-02-26	STRIKEOUTS	0 - 4X Last vs. Auburn 03-31-26
2 at Pitt 03-22-26	WALKS ALLOWED	0 - 13X Last vs. Georgia 04-21-26
1 - 3X Last vs. Mercer 05-12-26	DOUBLES ALLOWED	0 - 17X Last vs. Wake Forest 04-26-26
0 - 20X Last vs. Mercer 05-12-26	TRIPLES ALLOWED	0 - 20X Last vs. Mercer 05-12-26
1 - 2X Last vs. Mercer 05-12-26	HOMERS ALLOWED	0 - 18X Last vs. Xavier 05-02-26
1 vs. Florida St. 04-11-26	WILD PITCHES	0 - 19X Last vs. Mercer 05-12-26
1 vs. Stony Brook 02-20-26	HIT BATTERS	0 - 19X Last vs. Mercer 05-12-26
2 - 2X Last vs. Auburn 03-31-26	GROUNDOUTS	0 - 9X Last at North Carolina 04-17-26
3 vs. Stony Brook 02-20-26	FLYOUTS	0 - 6X Last vs. Georgia Southern 04-14-26

#37 LOY, Dylan

HIGH	STAT	LOW
5.2 vs. Stony Brook 02-21-26	IP	0.2 at North Carolina 04-17-26
22 - 2X Last vs. Virginia Tech 03-07-26	BATTERS FACED	2 at North Carolina 04-17-26
5 - 2X Last at Pitt 03-21-26	RUNS ALLOWED	0 - 9X Last vs. Xavier 05-03-26
5 at Pitt 03-21-26	EARNED RUNS ALLOWED	0 - 9X Last vs. Xavier 05-03-26
9 vs. Northwestern 02-28-26	HITS ALLOWED	0 - 3X Last at North Carolina 04-17-26
6 - 2X Last vs. Stony Brook 02-21-26	STRIKEOUTS	0 at North Carolina 04-17-26
3 at North Carolina 04-18-26	WALKS ALLOWED	0 - 6X Last at North Carolina 04-17-26
1 vs. Northwestern 02-28-26	DOUBLES ALLOWED	0 - 16X Last vs. Mercer 05-12-26
0 - 17X Last vs. Mercer 05-12-26	TRIPLES ALLOWED	0 - 17X Last vs. Mercer 05-12-26
2 - 3X Last vs. Mercer 05-12-26	HOMERS ALLOWED	0 - 11X Last vs. Xavier 05-03-26
1 vs. Virginia Tech 03-07-26	WILD PITCHES	0 - 16X Last vs. Mercer 05-12-26
2 - 2X Last vs. Xavier 05-01-26	HIT BATTERS	0 - 14X Last vs. Mercer 05-12-26
6 vs. Virginia Tech 03-07-26	GROUNDOUTS	0 at Georgia Southern 02-17-26
5 - 2X Last at Clemson 03-13-26	FLYOUTS	0 - 5X Last vs. Mercer 05-12-26

#35 LANKIE, Jake

HIGH	STAT	LOW
3 vs. Northwestern 02-28-26	IP	0.1 - 3X Last vs. Xavier 05-02-26
12 - 2X Last at Auburn 03-17-26	BATTERS FACED	1 vs. Auburn 03-31-26
4 - 2X Last vs. Mercer 05-12-26	RUNS ALLOWED	0 - 9X Last vs. Duke 05-09-26
4 - 2X Last vs. Mercer 05-12-26	EARNED RUNS ALLOWED	0 - 11X Last vs. Duke 05-09-26
4 - 2X Last vs. Wake Forest 04-25-26	HITS ALLOWED	0 - 2X Last vs. Florida St. 04-11-26
5 vs. Stony Brook 02-20-26	STRIKEOUTS	0 - 5X Last vs. Xavier 05-02-26
3 vs. Mercer 05-12-26	WALKS ALLOWED	0 - 10X Last vs. Xavier 05-02-26
2 vs. Wake Forest 04-25-26	DOUBLES ALLOWED	0 - 11X Last vs. Mercer 05-12-26
1 vs. Mercer 05-12-26	TRIPLES ALLOWED	0 - 15X Last vs. Duke 05-09-26
2 vs. Wake Forest 04-25-26	HOMERS ALLOWED	0 - 13X Last vs. Mercer 05-12-26
0 - 16X Last vs. Mercer 05-12-26	WILD PITCHES	0 - 16X Last vs. Mercer 05-12-26
1 at Clemson 03-12-26	HIT BATTERS	0 - 15X Last vs. Mercer 05-12-26
3 - 2X Last at Auburn 03-17-26	GROUNDOUTS	0 - 5X Last vs. Wake Forest 04-25-26
2 - 6X Last vs. Mercer 05-12-26	FLYOUTS	0 - 7X Last vs. Xavier 05-02-26

#31 SHADEK, Justin

HIGH	STAT	LOW
4 vs. Northwestern 03-01-26	IP	0.1 vs. Wake Forest 04-25-26
17 vs. Northwestern 03-01-26	BATTERS FACED	2 at Pitt 03-22-26
5 vs. Wake Forest 04-25-26	RUNS ALLOWED	0 - 7X Last vs. Mercer 05-12-26
5 vs. Wake Forest 04-25-26	EARNED RUNS ALLOWED	0 - 7X Last vs. Mercer 05-12-26
3 - 3X Last at California 04-04-26	HITS ALLOWED	0 - 4X Last vs. Xavier 05-03-26
7 vs. Northwestern 03-01-26	STRIKEOUTS	0 - 2X Last at Auburn 03-17-26
2 - 5X Last vs. Wake Forest 04-25-26	WALKS ALLOWED	0 - 5X Last vs. Mercer 05-12-26
2 vs. Northwestern 03-01-26	DOUBLES ALLOWED	0 - 11X Last vs. Mercer 05-12-26
0 - 15X Last vs. Mercer 05-12-26	TRIPLES ALLOWED	0 - 15X Last vs. Mercer 05-12-26
2 vs. Wake Forest 04-25-26	HOMERS ALLOWED	0 - 13X Last vs. Mercer 05-12-26
1 vs. Stony Brook 02-20-26	WILD PITCHES	0 - 14X Last vs. Mercer 05-12-26
1 - 3X Last vs. Wake Forest 04-25-26	HIT BATTERS	0 - 12X Last vs. Mercer 05-12-26
3 at Kennesaw St. 04-28-26	GROUNDOUTS	0 - 7X Last vs. Mercer 05-12-26
2 - 5X Last at North Carolina 04-17-26	FLYOUTS	0 - 8X Last vs. Mercer 05-12-26

PLAYER GAME HIGHS
#21 BALLARD, Carson

HIGH	STAT	LOW
5 vs. Duke 05-09-26	IP	1 - 5X Last at Kennesaw St. 04-28-26
23 vs. Georgia 04-21-26	BATTERS FACED	3 vs. Stony Brook 02-21-26
4 - 2X Last vs. Georgia 04-21-26	RUNS ALLOWED	0 - 7X Last at Kennesaw St. 04-28-26
4 - 2X Last vs. Georgia 04-21-26	EARNED RUNS ALLOWED	0 - 8X Last at Kennesaw St. 04-28-26
8 vs. Georgia 04-21-26	HITS ALLOWED	0 - 3X Last vs. Auburn 03-31-26
5 - 3X Last vs. Xavier 05-02-26	STRIKEOUTS	0 - 4X Last at Kennesaw St. 04-28-26
2 - 3X Last vs. Xavier 05-02-26	WALKS ALLOWED	0 - 5X Last vs. Duke 05-09-26
1 - 7X Last vs. Xavier 05-02-26	DOUBLES ALLOWED	0 - 7X Last vs. Duke 05-09-26
0 - 14X Last vs. Duke 05-09-26	TRIPLES ALLOWED	0 - 14X Last vs. Duke 05-09-26
3 vs. Georgia 04-21-26	HOMERS ALLOWED	0 - 12X Last vs. Duke 05-09-26
1 vs. Georgia State 02-24-26	WILD PITCHES	0 - 13X Last vs. Duke 05-09-26
1 - 4X Last vs. Duke 05-09-26	HIT BATTERS	0 - 10X Last vs. Xavier 05-02-26
5 vs. Georgia Southern 04-14-26	GROUNDOUTS	0 - 3X Last vs. Auburn 03-31-26
7 - 2X Last vs. Duke 05-09-26	FLYOUTS	0 - 2X Last at Kennesaw St. 04-28-26

#9 LEWIS, Coleman

HIGH	STAT	LOW
4 - 2X Last vs. Northwestern 03-01-26	PLATE APPEARANCES	1 - 4X Last vs. Duke 05-09-26
3 - 5X Last vs. Wake Forest 04-26-26	AT BATS	0 vs. West Georgia 03-10-26
2 vs. Bowling Green 02-14-26	HITS	0 - 7X Last vs. Duke 05-09-26
1 - 6X Last at California 04-02-26	RUNS SCORED	0 - 6X Last vs. Duke 05-09-26
2 vs. Stony Brook 02-22-26	RBI's	0 - 9X Last vs. Duke 05-09-26
0 - 12X Last vs. Duke 05-09-26	DOUBLES	0 - 12X Last vs. Duke 05-09-26
0 - 12X Last vs. Duke 05-09-26	TRIPLES	0 - 12X Last vs. Duke 05-09-26
1 at California 04-02-26	HOMERUNS	0 - 11X Last vs. Duke 05-09-26
4 at California 04-02-26	TOTAL BASES	0 - 7X Last vs. Duke 05-09-26
1 - 4X Last vs. West Georgia 03-10-26	WALKS	0 - 8X Last vs. Duke 05-09-26
3 vs. Wake Forest 04-26-26	STRIKEOUTS	0 - 6X Last vs. Duke 05-09-26
0 - 12X Last vs. Duke 05-09-26	STOLEN BASES	0 - 12X Last vs. Duke 05-09-26
1 vs. Bowling Green 02-14-26	PUTOUTS	0 - 12X Last vs. Duke 05-09-26
0 - 13X Last vs. Duke 05-09-26	ASSISTS	0 - 13X Last vs. Duke 05-09-26
0 - 13X Last vs. Duke 05-09-26	ERRORS	0 - 13X Last vs. Duke 05-09-26

PLAYER GAME HIGHS
#19 COUPET, Nathanael

HIGH	STAT	LOW
3 - 2X Last vs. Northwestern 02-28-26	PLATE APPEARANCES	1 - 5X Last at California 04-02-26
3 vs. Northwestern 02-28-26	AT BATS	0 vs. NC State 03-29-26
2 vs. Northwestern 02-28-26	HITS	0 - 4X Last at California 04-02-26
2 - 2X Last vs. Northwestern 02-28-26	RUNS SCORED	0 - 5X Last at California 04-02-26
4 vs. Northwestern 02-28-26	RBI's	0 - 4X Last at California 04-02-26
0 - 9X Last at California 04-02-26	DOUBLES	0 - 9X Last at California 04-02-26
0 - 9X Last at California 04-02-26	TRIPLES	0 - 9X Last at California 04-02-26
1 vs. Northwestern 02-28-26	HOMERUNS	0 - 8X Last at California 04-02-26
5 vs. Northwestern 02-28-26	TOTAL BASES	0 - 4X Last at California 04-02-26
1 vs. NC State 03-29-26	WALKS	0 - 8X Last at California 04-02-26
1 - 5X Last at California 04-02-26	STRIKEOUTS	0 - 4X Last vs. NC State 03-29-26
0 - 9X Last at California 04-02-26	STOLEN BASES	0 - 9X Last at California 04-02-26
6 vs. Bowling Green 02-14-26	PUTOUTS	0 - 8X Last vs. Duke 05-09-26
1 at California 04-02-26	ASSISTS	0 - 12X Last vs. Duke 05-09-26
0 - 13X Last vs. Duke 05-09-26	ERRORS	0 - 13X Last vs. Duke 05-09-26

#20 SPIVEY, Caden

HIGH	STAT	LOW
2.2 vs. Mercer 05-12-26	IP	0.1 - 2X Last vs. Georgia Southern 04-14-26
12 vs. Virginia Tech 03-08-26	BATTERS FACED	3 - 5X Last vs. Kennesaw State 04-07-26
3 - 2X Last vs. Georgia Southern 04-14-26	RUNS ALLOWED	0 - 7X Last vs. Mercer 05-12-26
3 - 2X Last vs. Georgia Southern 04-14-26	EARNED RUNS ALLOWED	0 - 7X Last vs. Mercer 05-12-26
5 vs. Virginia Tech 03-08-26	HITS ALLOWED	0 - 5X Last vs. Kennesaw State 04-07-26
3 - 2X Last vs. Virginia Tech 03-08-26	STRIKEOUTS	0 - 2X Last vs. Mercer 05-12-26
4 vs. Stony Brook 02-20-26	WALKS ALLOWED	0 - 6X Last at Kennesaw St. 04-28-26
2 vs. Virginia Tech 03-08-26	DOUBLES ALLOWED	0 - 10X Last vs. Mercer 05-12-26
0 - 13X Last vs. Mercer 05-12-26	TRIPLES ALLOWED	0 - 13X Last vs. Mercer 05-12-26
1 - 2X Last at Kennesaw St. 04-28-26	HOMERS ALLOWED	0 - 11X Last vs. Mercer 05-12-26
1 - 2X Last at Kennesaw St. 04-28-26	WILD PITCHES	0 - 11X Last vs. Mercer 05-12-26
1 - 2X Last at Kennesaw St. 04-28-26	HIT BATTERS	0 - 11X Last vs. Mercer 05-12-26
4 vs. Mercer 05-12-26	GROUNDOUTS	0 - 6X Last vs. Georgia Southern 04-14-26
5 at Kennesaw St. 04-28-26	FLYOUTS	0 - 6X Last vs. Georgia Southern 04-14-26

#22 MCKEE, Tate

HIGH	STAT	LOW
7.1 vs. NC State 03-27-26	IP	2.1 at North Carolina 04-17-26
29 vs. NC State 03-27-26	BATTERS FACED	15 vs. Virginia Tech 03-06-26
6 - 2X Last vs. Duke 05-08-26	RUNS ALLOWED	0 - 2X Last at California 04-02-26
6 at Pitt 03-20-26	EARNED RUNS ALLOWED	0 - 2X Last at California 04-02-26
7 - 2X Last vs. Duke 05-08-26	HITS ALLOWED	1 at Clemson 03-12-26
8 - 2X Last vs. Xavier 05-01-26	STRIKEOUTS	3 - 4X Last at North Carolina 04-17-26
5 - 2X Last at Pitt 03-20-26	WALKS ALLOWED	0 vs. Duke 05-08-26
2 - 2X Last at North Carolina 04-17-26	DOUBLES ALLOWED	0 - 10X Last vs. Duke 05-08-26
0 - 13X Last vs. Duke 05-08-26	TRIPLES ALLOWED	0 - 13X Last vs. Duke 05-08-26
3 - 3X Last vs. Duke 05-08-26	HOMERS ALLOWED	0 - 5X Last at California 04-02-26
2 vs. Stony Brook 02-20-26	WILD PITCHES	0 - 9X Last vs. Duke 05-08-26
1 - 4X Last vs. Duke 05-08-26	HIT BATTERS	0 - 9X Last vs. Xavier 05-01-26
13 vs. NC State 03-27-26	GROUNDOUTS	1 at North Carolina 04-17-26
5 vs. NC State 03-27-26	FLYOUTS	1 vs. Duke 05-08-26

PLAYER GAME HIGHS
#49 CAMPBELL, Kayden

HIGH	STAT	LOW
2 vs. Virginia Tech 03-08-26	IP	0 vs. Georgia State 02-24-26
6 - 2X Last vs. Virginia Tech 03-08-26	BATTERS FACED	1 at North Carolina 04-18-26
3 vs. Georgia State 02-24-26	RUNS ALLOWED	0 - 9X Last vs. Xavier 05-03-26
3 vs. Georgia State 02-24-26	EARNED RUNS ALLOWED	0 - 9X Last vs. Xavier 05-03-26
2 - 4X Last vs. Wake Forest 04-25-26	HITS ALLOWED	0 - 7X Last vs. Xavier 05-03-26
4 vs. Virginia Tech 03-08-26	STRIKEOUTS	0 - 6X Last vs. Wake Forest 04-25-26
2 at Clemson 03-14-26	WALKS ALLOWED	0 - 7X Last vs. Duke 05-09-26
2 vs. Stony Brook 02-20-26	DOUBLES ALLOWED	0 - 11X Last vs. Duke 05-09-26
0 - 13X Last vs. Duke 05-09-26	TRIPLES ALLOWED	0 - 13X Last vs. Duke 05-09-26
1 vs. Duke 05-09-26	HOMERS ALLOWED	0 - 12X Last vs. Xavier 05-03-26
0 - 13X Last vs. Duke 05-09-26	WILD PITCHES	0 - 13X Last vs. Duke 05-09-26
1 vs. Georgia State 02-24-26	HIT BATTERS	0 - 12X Last vs. Duke 05-09-26
2 - 2X Last vs. Wake Forest 04-25-26	GROUNDOUTS	0 - 7X Last vs. Duke 05-09-26
2 vs. Stony Brook 02-20-26	FLYOUTS	0 - 6X Last vs. Wake Forest 04-25-26

#24 BLAKELY, Jackson

HIGH	STAT	LOW
7 vs. NC State 03-29-26	IP	2 vs. Virginia Tech 03-07-26
25 vs. NC State 03-29-26	BATTERS FACED	10 vs. Virginia Tech 03-07-26
6 at Clemson 03-14-26	RUNS ALLOWED	0 - 6X Last at California 04-04-26
6 at Clemson 03-14-26	EARNED RUNS ALLOWED	0 - 7X Last vs. Duke 05-10-26
7 at Clemson 03-14-26	HITS ALLOWED	2 - 3X Last at California 04-04-26
9 vs. Georgia State 02-24-26	STRIKEOUTS	2 - 2X Last vs. Wake Forest 04-26-26
3 at North Carolina 04-19-26	WALKS ALLOWED	0 - 4X Last vs. Xavier 05-03-26
3 at Clemson 03-14-26	DOUBLES ALLOWED	0 - 5X Last vs. Xavier 05-03-26
1 vs. Florida St. 04-11-26	TRIPLES ALLOWED	0 - 11X Last vs. Duke 05-10-26
2 - 2X Last vs. Wake Forest 04-26-26	HOMERS ALLOWED	0 - 8X Last vs. Duke 05-10-26
1 - 3X Last vs. Xavier 05-03-26	WILD PITCHES	0 - 9X Last vs. Duke 05-10-26
3 at Clemson 03-14-26	HIT BATTERS	0 - 5X Last vs. Duke 05-10-26
7 - 2X Last vs. Florida St. 04-11-26	GROUNDOUTS	1 at North Carolina 04-19-26
10 vs. NC State 03-29-26	FLYOUTS	0 vs. Georgia State 02-24-26

#43 ANGELAKOS, Dimitri

HIGH	STAT	LOW
5 at Georgia St. 03-03-26	IP	1 - 3X Last vs. Georgia Southern 04-14-26
17 at Georgia St. 03-03-26	BATTERS FACED	3 vs. Kennesaw State 04-07-26
4 - 2X Last vs. Xavier 05-03-26	RUNS ALLOWED	0 - 7X Last vs. Georgia Southern 04-14-26
4 - 2X Last vs. Xavier 05-03-26	EARNED RUNS ALLOWED	0 - 7X Last vs. Georgia Southern 04-14-26
5 at Auburn 03-17-26	HITS ALLOWED	0 vs. Kennesaw State 04-07-26
5 at Georgia St. 03-03-26	STRIKEOUTS	0 - 3X Last vs. Kennesaw State 04-07-26
2 at North Carolina 04-18-26	WALKS ALLOWED	0 - 9X Last vs. Xavier 05-03-26
2 at Auburn 03-17-26	DOUBLES ALLOWED	0 - 7X Last vs. Georgia Southern 04-14-26
0 - 12X Last vs. Xavier 05-03-26	TRIPLES ALLOWED	0 - 12X Last vs. Xavier 05-03-26
2 - 2X Last vs. Xavier 05-03-26	HOMERS ALLOWED	0 - 8X Last vs. Georgia Southern 04-14-26
1 at California 04-02-26	WILD PITCHES	0 - 11X Last vs. Xavier 05-03-26
1 - 4X Last vs. Xavier 05-03-26	HIT BATTERS	0 - 8X Last vs. Wake Forest 04-25-26
4 - 2X Last at Georgia St. 03-03-26	GROUNDOUTS	0 - 4X Last vs. Wake Forest 04-25-26
6 at Georgia St. 03-03-26	FLYOUTS	1 - 4X Last vs. Xavier 05-03-26

PLAYER GAME HIGHS

#29 PATEL, Mason

HIGH	STAT	LOW
5 vs. Bowling Green 02-14-26	IP	1 at Kennesaw St. 04-28-26
21 vs. Bowling Green 02-14-26	BATTERS FACED	4 at Kennesaw St. 04-28-26
5 vs. Stony Brook 02-21-26	RUNS ALLOWED	0 - 8X Last vs. Duke 05-08-26
5 vs. Stony Brook 02-21-26	EARNED RUNS ALLOWED	0 - 8X Last vs. Duke 05-08-26
8 vs. Stony Brook 02-21-26	HITS ALLOWED	0 at Pitt 03-20-26
7 vs. Bowling Green 02-14-26	STRIKEOUTS	0 - 2X Last at Kennesaw St. 04-28-26
2 vs. Bowling Green 02-14-26	WALKS ALLOWED	0 - 4X Last at Kennesaw St. 04-28-26
3 vs. Stony Brook 02-21-26	DOUBLES ALLOWED	0 - 6X Last vs. Duke 05-08-26
0 - 11X Last vs. Duke 05-08-26	TRIPLES ALLOWED	0 - 11X Last vs. Duke 05-08-26
0 - 11X Last vs. Duke 05-08-26	HOMERS ALLOWED	0 - 11X Last vs. Duke 05-08-26
0 - 11X Last vs. Duke 05-08-26	WILD PITCHES	0 - 11X Last vs. Duke 05-08-26
1 vs. Florida St. 04-09-26	HIT BATTERS	0 - 10X Last vs. Duke 05-08-26
6 at North Carolina 04-19-26	GROUNDOUTS	0 at Kennesaw St. 04-28-26
5 - 3X Last vs. Duke 05-08-26	FLYOUTS	0 at Clemson 03-13-26

#14 BROWN, Cade

HIGH	STAT	LOW
4 vs. Bowling Green 02-14-26	PLATE APPEARANCES	1 - 3X Last vs. Kennesaw State 04-07-26
3 vs. Stony Brook 02-22-26	AT BATS	1 - 4X Last vs. Kennesaw State 04-07-26
1 - 3X Last vs. West Georgia 03-10-26	HITS	0 - 4X Last vs. Kennesaw State 04-07-26
1 - 3X Last vs. Virginia Tech 03-06-26	RUNS SCORED	0 - 4X Last vs. Kennesaw State 04-07-26
1 vs. Bowling Green 02-14-26	RBIs	0 - 6X Last vs. Kennesaw State 04-07-26
0 - 7X Last vs. Kennesaw State 04-07-26	DOUBLES	0 - 7X Last vs. Kennesaw State 04-07-26
0 - 7X Last vs. Kennesaw State 04-07-26	TRIPLES	0 - 7X Last vs. Kennesaw State 04-07-26
0 - 7X Last vs. Kennesaw State 04-07-26	HOMERUNS	0 - 7X Last vs. Kennesaw State 04-07-26
1 - 3X Last vs. West Georgia 03-10-26	TOTAL BASES	0 - 4X Last vs. Kennesaw State 04-07-26
2 vs. Bowling Green 02-14-26	WALKS	0 - 6X Last vs. Kennesaw State 04-07-26
2 at Georgia Southern 02-17-26	STRIKEOUTS	0 - 4X Last at California 04-02-26
0 - 7X Last vs. Kennesaw State 04-07-26	STOLEN BASES	0 - 7X Last vs. Kennesaw State 04-07-26
4 vs. Stony Brook 02-22-26	PUTOUTS	0 - 5X Last vs. Duke 05-09-26
1 - 2X Last at California 04-02-26	ASSISTS	0 - 8X Last vs. Duke 05-09-26
2 vs. Stony Brook 02-22-26	ERRORS	0 - 9X Last vs. Duke 05-09-26

#15 UNDERWOOD, Cooper

HIGH	STAT	LOW
5 vs. Wake Forest 04-25-26	IP	0 at Clemson 03-14-26
17 vs. Wake Forest 04-25-26	BATTERS FACED	1 at Clemson 03-14-26
4 - 2X Last vs. Georgia Southern 04-14-26	RUNS ALLOWED	0 - 4X Last vs. Duke 05-10-26
4 - 2X Last vs. Georgia Southern 04-14-26	EARNED RUNS ALLOWED	0 - 4X Last vs. Duke 05-10-26
4 - 2X Last vs. Auburn 03-31-26	HITS ALLOWED	0 - 3X Last vs. Duke 05-10-26
7 vs. Wake Forest 04-25-26	STRIKEOUTS	0 - 2X Last at Clemson 03-14-26
3 vs. Virginia Tech 03-08-26	WALKS ALLOWED	0 - 4X Last vs. Duke 05-10-26
2 - 2X Last vs. Georgia Southern 04-14-26	DOUBLES ALLOWED	0 - 5X Last vs. Duke 05-10-26
0 - 10X Last vs. Duke 05-10-26	TRIPLES ALLOWED	0 - 10X Last vs. Duke 05-10-26
1 - 3X Last vs. Xavier 05-02-26	HOMERS ALLOWED	0 - 7X Last vs. Duke 05-10-26
0 - 10X Last vs. Duke 05-10-26	WILD PITCHES	0 - 10X Last vs. Duke 05-10-26
2 vs. Northwestern 03-01-26	HIT BATTERS	0 - 6X Last vs. Duke 05-10-26
5 - 2X Last vs. Wake Forest 04-25-26	GROUNDOUTS	0 - 4X Last vs. Xavier 05-02-26
5 vs. Virginia Tech 03-08-26	FLYOUTS	0 - 3X Last vs. Georgia Southern 04-14-26

PLAYER GAME HIGHS
#16 WILLCOX, Charlie

HIGH	STAT	LOW
2 - 3X Last vs. West Georgia 03-10-26	IP	0.2 at North Carolina 04-18-26
12 - 2X Last vs. Stony Brook 02-22-26	BATTERS FACED	3 - 2X Last at California 04-03-26
4 at Pitt 03-21-26	RUNS ALLOWED	0 - 4X Last at California 04-03-26
4 at Pitt 03-21-26	EARNED RUNS ALLOWED	0 - 4X Last at California 04-03-26
5 vs. Bowling Green 02-13-26	HITS ALLOWED	0 - 3X Last at California 04-03-26
3 vs. West Georgia 03-10-26	STRIKEOUTS	0 - 3X Last vs. Kennesaw State 04-07-26
3 at North Carolina 04-18-26	WALKS ALLOWED	0 - 5X Last at California 04-03-26
1 - 5X Last at North Carolina 04-18-26	DOUBLES ALLOWED	0 - 5X Last at California 04-03-26
0 - 10X Last at North Carolina 04-18-26	TRIPLES ALLOWED	0 - 10X Last at North Carolina 04-18-26
1 at Pitt 03-21-26	HOMERS ALLOWED	0 - 9X Last at North Carolina 04-18-26
1 at Georgia St. 03-03-26	WILD PITCHES	0 - 9X Last at North Carolina 04-18-26
2 - 2X Last vs. Kennesaw State 04-07-26	HIT BATTERS	0 - 8X Last at North Carolina 04-18-26
4 - 2X Last at Georgia St. 03-03-26	GROUNDOUTS	0 - 3X Last at North Carolina 04-18-26
2 - 2X Last vs. Kennesaw State 04-07-26	FLYOUTS	0 at Clemson 03-14-26

#99 BUURSEMA, Porter

HIGH	STAT	LOW
4 - 2X Last vs. Florida St. 04-10-26	IP	0 vs. Virginia Tech 03-08-26
16 vs. Florida St. 04-10-26	BATTERS FACED	2 vs. Virginia Tech 03-08-26
7 at North Carolina 04-18-26	RUNS ALLOWED	0 - 4X Last vs. West Georgia 03-10-26
7 at North Carolina 04-18-26	EARNED RUNS ALLOWED	0 - 5X Last at California 04-03-26
5 vs. NC State 03-28-26	HITS ALLOWED	0 - 4X Last at Pitt 03-21-26
7 vs. Florida St. 04-10-26	STRIKEOUTS	0 vs. Virginia Tech 03-08-26
4 - 2X Last at North Carolina 04-18-26	WALKS ALLOWED	1 - 5X Last vs. Florida St. 04-10-26
1 - 3X Last at California 04-03-26	DOUBLES ALLOWED	0 - 7X Last at North Carolina 04-18-26
0 - 10X Last at North Carolina 04-18-26	TRIPLES ALLOWED	0 - 10X Last at North Carolina 04-18-26
1 - 2X Last at North Carolina 04-18-26	HOMERS ALLOWED	0 - 8X Last at California 04-03-26
2 at North Carolina 04-18-26	WILD PITCHES	0 - 7X Last vs. Florida St. 04-10-26
0 - 10X Last at North Carolina 04-18-26	HIT BATTERS	0 - 10X Last at North Carolina 04-18-26
4 vs. Florida St. 04-10-26	GROUNDOUTS	0 - 2X Last vs. Virginia Tech 03-08-26
3 at California 04-03-26	FLYOUTS	0 - 4X Last vs. West Georgia 03-10-26

#26 VICENS, James

HIGH	STAT	LOW
1.2 at Kennesaw St. 04-28-26	IP	0 at Clemson 03-14-26
11 at Kennesaw St. 04-28-26	BATTERS FACED	1 - 3X Last at North Carolina 04-17-26
4 at Kennesaw St. 04-28-26	RUNS ALLOWED	0 - 5X Last at North Carolina 04-17-26
4 at Kennesaw St. 04-28-26	EARNED RUNS ALLOWED	0 - 6X Last at North Carolina 04-17-26
3 vs. Georgia State 02-24-26	HITS ALLOWED	0 - 7X Last at North Carolina 04-17-26
3 vs. Kennesaw State 04-07-26	STRIKEOUTS	0 at Clemson 03-14-26
3 at Kennesaw St. 04-28-26	WALKS ALLOWED	0 - 4X Last at North Carolina 04-17-26
0 - 9X Last at Kennesaw St. 04-28-26	DOUBLES ALLOWED	0 - 9X Last at Kennesaw St. 04-28-26
0 - 9X Last at Kennesaw St. 04-28-26	TRIPLES ALLOWED	0 - 9X Last at Kennesaw St. 04-28-26
1 at Kennesaw St. 04-28-26	HOMERS ALLOWED	0 - 8X Last at North Carolina 04-17-26
1 - 2X Last at Kennesaw St. 04-28-26	WILD PITCHES	0 - 7X Last at North Carolina 04-17-26
1 at Kennesaw St. 04-28-26	HIT BATTERS	0 - 8X Last at North Carolina 04-17-26
1 - 2X Last at Kennesaw St. 04-28-26	GROUNDOUTS	0 - 7X Last at North Carolina 04-17-26
3 at Kennesaw St. 04-28-26	FLYOUTS	0 - 6X Last at North Carolina 04-17-26

PLAYER GAME HIGHS
#55 MCKELVEY, Adam

HIGH	STAT	LOW
1.1 vs. Stony Brook 02-20-26	IP	0 at Clemson 03-14-26
9 at Pitt 03-20-26	BATTERS FACED	1 at Clemson 03-14-26
3 at Pitt 03-20-26	RUNS ALLOWED	0 - 4X Last vs. West Georgia 03-10-26
3 at Pitt 03-20-26	EARNED RUNS ALLOWED	0 - 4X Last vs. West Georgia 03-10-26
2 - 2X Last at California 04-02-26	HITS ALLOWED	0 - 4X Last at Clemson 03-14-26
3 vs. Bowling Green 02-14-26	STRIKEOUTS	0 - 2X Last at North Carolina 04-18-26
3 at Pitt 03-20-26	WALKS ALLOWED	0 - 4X Last at North Carolina 04-18-26
1 vs. Bowling Green 02-14-26	DOUBLES ALLOWED	0 - 7X Last at North Carolina 04-18-26
0 - 8X Last at North Carolina 04-18-26	TRIPLES ALLOWED	0 - 8X Last at North Carolina 04-18-26
1 - 2X Last at North Carolina 04-18-26	HOMERS ALLOWED	0 - 6X Last at California 04-02-26
0 - 8X Last at North Carolina 04-18-26	WILD PITCHES	0 - 8X Last at North Carolina 04-18-26
1 at Pitt 03-20-26	HIT BATTERS	0 - 7X Last at North Carolina 04-18-26
1 at North Carolina 04-18-26	GROUNDOUTS	0 - 7X Last at California 04-02-26
2 - 2X Last at California 04-02-26	FLYOUTS	0 - 2X Last at Clemson 03-14-26

#0 DEE, Michael

HIGH	STAT	LOW
2 - 2X Last vs. Stony Brook 02-22-26	PLATE APPEARANCES	1 at Georgia Southern 02-17-26
2 vs. Bowling Green 02-14-26	AT BATS	1 - 2X Last vs. Stony Brook 02-22-26
1 - 2X Last vs. Stony Brook 02-22-26	HITS	0 at Georgia Southern 02-17-26
1 - 3X Last vs. Stony Brook 02-22-26	RUNS SCORED	1 - 3X Last vs. Stony Brook 02-22-26
1 vs. Stony Brook 02-22-26	RBI's	0 - 2X Last at Georgia Southern 02-17-26
0 - 3X Last vs. Stony Brook 02-22-26	DOUBLES	0 - 3X Last vs. Stony Brook 02-22-26
0 - 3X Last vs. Stony Brook 02-22-26	TRIPLES	0 - 3X Last vs. Stony Brook 02-22-26
0 - 3X Last vs. Stony Brook 02-22-26	HOMERUNS	0 - 3X Last vs. Stony Brook 02-22-26
1 - 2X Last vs. Stony Brook 02-22-26	TOTAL BASES	0 at Georgia Southern 02-17-26
1 vs. Stony Brook 02-22-26	WALKS	0 - 2X Last at Georgia Southern 02-17-26
1 - 2X Last at Georgia Southern 02-17-26	STRIKEOUTS	0 vs. Stony Brook 02-22-26
0 - 3X Last vs. Stony Brook 02-22-26	STOLEN BASES	0 - 3X Last vs. Stony Brook 02-22-26
2 vs. Stony Brook 02-20-26	PUTOUTS	0 - 6X Last vs. Duke 05-09-26
2 vs. Stony Brook 02-22-26	ASSISTS	0 - 6X Last vs. Duke 05-09-26
0 - 7X Last vs. Duke 05-09-26	ERRORS	0 - 7X Last vs. Duke 05-09-26

#5 STEPHENSON, Dominic

HIGH	STAT	LOW
2 - 2X Last vs. Stony Brook 02-22-26	PLATE APPEARANCES	1 - 2X Last vs. Virginia Tech 03-06-26
2 vs. Stony Brook 02-22-26	AT BATS	0 vs. Virginia Tech 03-06-26
2 vs. Stony Brook 02-22-26	HITS	0 - 3X Last vs. Virginia Tech 03-06-26
1 - 2X Last vs. Stony Brook 02-22-26	RUNS SCORED	0 - 2X Last vs. Virginia Tech 03-06-26
3 vs. Stony Brook 02-22-26	RBI's	0 - 3X Last vs. Virginia Tech 03-06-26
0 - 4X Last vs. Virginia Tech 03-06-26	DOUBLES	0 - 4X Last vs. Virginia Tech 03-06-26
1 vs. Stony Brook 02-22-26	TRIPLES	0 - 3X Last vs. Virginia Tech 03-06-26
0 - 4X Last vs. Virginia Tech 03-06-26	HOMERUNS	0 - 4X Last vs. Virginia Tech 03-06-26
4 vs. Stony Brook 02-22-26	TOTAL BASES	0 - 3X Last vs. Virginia Tech 03-06-26
1 vs. Virginia Tech 03-06-26	WALKS	0 - 3X Last vs. Stony Brook 02-22-26
1 - 2X Last at Georgia Southern 02-17-26	STRIKEOUTS	0 - 2X Last vs. Virginia Tech 03-06-26
0 - 4X Last vs. Virginia Tech 03-06-26	STOLEN BASES	0 - 4X Last vs. Virginia Tech 03-06-26
3 - 2X Last at Georgia Southern 02-17-26	PUTOUTS	0 - 2X Last vs. Duke 05-08-26
0 - 5X Last vs. Duke 05-08-26	ASSISTS	0 - 5X Last vs. Duke 05-08-26
0 - 5X Last vs. Duke 05-08-26	ERRORS	0 - 5X Last vs. Duke 05-08-26


PLAYER GAME HIGHS
#39 NEISES, Tyler

HIGH	STAT	LOW
3 vs. Bowling Green 02-14-26	PLATE APPEARANCES	1 - 2X Last vs. Duke 05-09-26
2 vs. Bowling Green 02-14-26	AT BATS	0 vs. Duke 05-09-26
1 - 2X Last at Georgia Southern 02-17-26	HITS	0 vs. Duke 05-09-26
2 vs. Bowling Green 02-14-26	RUNS SCORED	0 - 2X Last vs. Duke 05-09-26
0 - 3X Last vs. Duke 05-09-26	RBI's	0 - 3X Last vs. Duke 05-09-26
0 - 3X Last vs. Duke 05-09-26	DOUBLES	0 - 3X Last vs. Duke 05-09-26
0 - 3X Last vs. Duke 05-09-26	TRIPLES	0 - 3X Last vs. Duke 05-09-26
0 - 3X Last vs. Duke 05-09-26	HOMERUNS	0 - 3X Last vs. Duke 05-09-26
1 - 2X Last at Georgia Southern 02-17-26	TOTAL BASES	0 vs. Duke 05-09-26
1 - 2X Last vs. Duke 05-09-26	WALKS	0 at Georgia Southern 02-17-26
1 vs. Bowling Green 02-14-26	STRIKEOUTS	0 - 2X Last vs. Duke 05-09-26
0 - 3X Last vs. Duke 05-09-26	STOLEN BASES	0 - 3X Last vs. Duke 05-09-26
2 at Georgia Southern 02-17-26	PUTOUTS	0 - 3X Last vs. Duke 05-09-26
0 - 4X Last vs. Duke 05-09-26	ASSISTS	0 - 4X Last vs. Duke 05-09-26
0 - 4X Last vs. Duke 05-09-26	ERRORS	0 - 4X Last vs. Duke 05-09-26

#41 HARTWELL, Judson

HIGH	STAT	LOW
2 - 2X Last vs. Stony Brook 02-22-26	PLATE APPEARANCES	1 at Georgia Southern 02-17-26
2 vs. Stony Brook 02-22-26	AT BATS	1 - 2X Last at Georgia Southern 02-17-26
1 - 2X Last at Georgia Southern 02-17-26	HITS	0 vs. Stony Brook 02-22-26
2 vs. Bowling Green 02-14-26	RUNS SCORED	0 - 2X Last vs. Stony Brook 02-22-26
1 at Georgia Southern 02-17-26	RBI's	0 - 2X Last vs. Stony Brook 02-22-26
0 - 3X Last vs. Stony Brook 02-22-26	DOUBLES	0 - 3X Last vs. Stony Brook 02-22-26
0 - 3X Last vs. Stony Brook 02-22-26	TRIPLES	0 - 3X Last vs. Stony Brook 02-22-26
0 - 3X Last vs. Stony Brook 02-22-26	HOMERUNS	0 - 3X Last vs. Stony Brook 02-22-26
1 - 2X Last at Georgia Southern 02-17-26	TOTAL BASES	0 vs. Stony Brook 02-22-26
1 vs. Bowling Green 02-14-26	WALKS	0 - 2X Last vs. Stony Brook 02-22-26
0 - 3X Last vs. Stony Brook 02-22-26	STRIKEOUTS	0 - 3X Last vs. Stony Brook 02-22-26
0 - 3X Last vs. Stony Brook 02-22-26	STOLEN BASES	0 - 3X Last vs. Stony Brook 02-22-26
1 vs. Bowling Green 02-14-26	PUTOUTS	0 - 3X Last at California 04-02-26
0 - 4X Last at California 04-02-26	ASSISTS	0 - 4X Last at California 04-02-26
0 - 4X Last at California 04-02-26	ERRORS	0 - 4X Last at California 04-02-26

TV/RADIO ROSTER




#0

MICHAEL DEEINF • R/R • 6-2 • 174 • Fr.
Stone Mountain, Ga. (St. Pius X)


#1

PARKER BROSIUSOF • R/L • 6-1 • 200 • Sr.
Suwanee, Ga. (Lambert HS)

#2

JARREN ADVINCULAINF • L/R • 6-2 • 195 • Jr.
Santa Clara, Calif. (Cal)

#3

CARSON KERCEINF • R/R • 5-11 • 200 • Jr.
Marietta, Ga. (Pope HS)

#4

ALEX HERNANDEZRHP/UTL • R/R • 6-2 • 210 • So.
Cumming, Ga. (Forsyth Central)


#5

DOMINIC STEPHENSONC/OF • R/R • 6-0 • 208 • Fr.
Marietta, Ga. (Harrison HS)

#6

CALEB DANIELOF • L/R • 6-0 • 188 • So.
Cartersville, Ga. (Cartersville HS)

#7

WILL BAKERINF • L/R • 6-0 • 197 • So.
Upper Coomera, Queensland, Australia

#8

DREW BURRESSOF • R/R • 5-9 • 185 • Jr.
Houston County, Ga. (Houston Co. HS)

#9

COLEMAN LEWISOF • L/R • 6-1 • 220 • Fr.
Lake Park, Ga. (Lowndes HS)


#10

KENT SCHMIDTINF • L/R • 6-0 • 225 • Jr.
Marietta, Ga. (Georgia Southern)

#11

RYAN ZUCKERMANINF • R/R • 6-4 • 230 • Jr.
Yardley, Pa. (Pitt)

#14

CADE BROWNOF/INF • R/R • 6-1 • 210 • So.
Lilburn, Ga. (Georgia)

#15

COOPER UNDERWOODLHP • L/L • 6-1 • 190 • Fr.
Acworth, Ga. (Allatoona HS)


#16

CHARLIE WILLCOXRHP • S/R • 6-3 • 218 • Fr.
Santa Rosa Beach, Fla. (South Walton HS)

#18

CADEN GAUDETTERHP • R/R • 6-0 • 207 • R-Jr.
Alpharetta, Ga. (Milton HS)

#19

NATHANAEL COUPETC/INF • R/R • 6-0 • 218 • R-So.
Boynton Beach, Fl. (North Broward Prep)


#20

CADEN SPIVEYRHP • R/R • 6-2 • 193 • Sr.
Vidalia, Ga. (Notre Dame)

#21

CARSON BALLARDRHP • R/R • 6-1 • 195 • R-Jr.
Alpharetta, Ga. (Wesleyan HS)

#22

TATE MCKEERHP • R/R • 6-3 • 210 • Jr.
Kennesaw, Ga. (Mount Paran Christian)

#24

JACKSON BLAKELYRHP • R/R • 6-0 • 220 • So.
Thomaston Ga. (Upton-Lee HS)

#25

VAHN LACKEYC/INF • R/R • 6-2 • 215 • Jr.
Suwanee, Ga. (Collins Hill HS)

#26

JAMIE VICENSRHP • R/R • 6-5 • 202 • Fr.
Atlanta, Ga. (Marist School)


#29

MASON PATELRHP • R/R • 6-1 • 208 • Gr.
Knoxville, Tenn. (Georgia State)

#31

JUSTIN SHADEKRHP • R/R • 6-6 • 235 • R-So.
Kinnelon, N.J. (Rutgers)

#32

BRETT BARFIELDLHP • L/L • 6-1 • 215 • Sr.
Cumming, Ga. (Florida St.)

#34

DREW ROGERSC • R/R • 6-1 • 220 • So.
Tempe, Ariz. (Hamilton HS)


#35

JAKE LANKIERHP • R/R • 6-2 • 191 • R-So.
Alpharetta, Ga. (Georgia)

#37

DYLAN LOYLHP • L/L • 6-0 • 208 • Jr.
Pigeon Forge, Tenn. (Tennessee)

#39

TYLER NEISESOF • L/R • 6-3 • 225 • Jr.
Dalton, Ga. (Dalton HS)

#41

JUDSON HARTWELLINF • R/R • 6-3 • 215 • Fr.
Watkinsville, Ga. (Prince Ave. Christian)

#43

DIMITRI ANGELAKOSRHP • R/R • 6-1 • 214 • R-Fr.
Woodstock, Ga. (Etowah HS)

#49

KAYDEN CAMPBELLLHP • R/L • 6-2 • 205 • Jr.
Cincinnati, Ohio (Louisville)

#54

RILEY HASENSTABRHP • R/R • 6-2 • 218 • R-Fr.
Duluth, Ga. (Duluth HS)

#55

ADAM MCKELVEYLHP • L/L • 6-3 • 229 • So.
Roswell, Ga. (Roswell HS)


#99

PORTER BUURSEMARHP • R/R • 6-1 • 198 • Jr.
Woodstock, Ga. (Georgia Southern)

#13

JAMES RAMSEYHead Coach (1st Season)
8th year at Tech

#77

MATT TAYLORPitching Coach/Recruiting Coord.
3rd Season

#27

SCOTT STRICKLINAssistant Coach (1st Season)
7th Year at Tech


#48

JOSH SCHULMAN

Assistant Coach (2nd Season)



#33

JASON RICHMANDirector of Pitching
3rd Season

#38

TREY YUNGERDirector of Operations
1st Season