

GEORGIA TECH®

131ST SEASON • 37 NCAA REGIONAL APPEARANCES • 3 COLLEGE WORLD SERIES APPEARANCES • 11 ACC CHAMPIONSHIPS

2026 Official Game Notes | RamblinWreck.com | Contact: Anthony Brandt • abrandt@athletics.gatech.edu • (817) 757-6979

GEORGIA TECH BY THE NUMBERS

Overall Record.....	48-9
ACC Record.....	25-5
at Mac Nease Baseball Park.....	30-4
Road Games.....	13-4
Neutral Site Games.....	5-0
Streak.....	W6
Last 10.....	9-1

2026 SCHEDULE / RESULTS

Date	Opponent	Time/Result
2/13	BOWLING GREEN	W, 11-5
2/14	BOWLING GREEN	W, 27-4
2/14	BOWLING GREEN	W, 12-2 (7)
2/17	GEORGIA SOUTHERN	W, 25-1
2/20	STONY BROOK	W, 14-5
2/20	STONY BROOK	W, 10-5 (7)
2/21	STONY BROOK	W, 6-5 (10)
2/22	STONY BROOK	W, 21-3 (7)
2/24	GEORGIA STATE	L, 4-9
2/27	NORTHWESTERN	W, 17-3 (7)
2/28	NORTHWESTERN	W, 13-3 (7)
3/1	NORTHWESTERN	W, 14-6
3/3	GEORGIA STATE^	W, 4-1
3/6	VIRGINIA TECH	W, 16-1 (7)
3/7	VIRGINIA TECH	W, 14-5
3/8	VIRGINIA TECH	L, 6-9
3/10	WEST GEORGIA	W, 14-0 (7)
3/12	#8 CLEMSON	W, 10-0 (7)
3/13	#8 CLEMSON	W, 9-3
3/14	#8 CLEMSON	L, 7-13
3/17	#4 AUBURN	L, 2-9
3/20	PITTSBURGH	W, 11-9
3/21	PITTSBURGH	L, 9-14
3/22	PITTSBURGH	W, 12-4 (7)
3/27	#14 NC STATE	W, 3-1
3/28	#14 NC STATE	W, 6-4
3/29	#14 NC STATE	W, 10-0 (8)
3/31	#11 AUBURN	W, 13-3 (8)
4/2	CALIFORNIA	W, 17-2 (7)
4/3	CALIFORNIA	W, 7-2
4/4	CALIFORNIA	W, 9-3
4/7	KENNESAW STATE	W, 11-4
4/9	#5 FLORIDA STATE	W, 4-3
4/10	#5 FLORIDA STATE	W, 8-3
4/11	#5 FLORIDA STATE	W, 17-3 (7)
4/14	GEORGIA SOUTHERN	W, 13-9
4/17	#3 NORTH CAROLINA	L, 2-5
4/18	#3 NORTH CAROLINA	L, 4-14 (8)
4/19	#3 NORTH CAROLINA	W, 5-2
4/21	#5 GEORGIA*	W, 14-4 (7)
4/24	WAKE FOREST	W, 6-5
4/25	WAKE FOREST	W, 14-11
4/26	WAKE FOREST	W, 6-5
4/28	KENNESAW STATE	W, 10-7
5/1	XAVIER	L, 4-8 (10)
5/2	XAVIER	W, 7-5
5/3	XAVIER	W, 14-6
5/8	DUKE	W, 10-9 (10)
5/9	DUKE	W, 15-2 (7)
5/10	DUKE	W, 14-1 (7)
5/12	MERCER	L, 9-12
5/14	#23 BOSTON COLLEGE	W, 9-0
5/15	#23 BOSTON COLLEGE	W, 14-1
5/16	#23 BOSTON COLLEGE	W, 15-2 (7)
5/21	VIRGINIA%	W, 16-10
5/23	MIAMI%	W, 9-3
5/24	#2 NORTH CAROLINA%	W, 13-6

* Game held at Truist Park

^ Game held at Gwinnett Field

% Game held at Truist Field - Charlotte, N.C.

Home games in Gold

NCAA TOURNAMENT - ATLANTA REGIONAL



GT HISTORY AT REGIONALS

Regional Appearances.....	37
NCAA Tournament Record.....	80-73 (.523)
Regional Record at Home.....	26-15 (.634)
Regional Titles5 (last: 2006)
Regional Record under James Ramsey.....	0-0
Last Year: 1-2 (W vs. WKU / L vs. Murray St. / L at Ole Miss)	

#1 SEED GEORGIA TECH YELLOW JACKETS

Overall Record.....	48-9, 25-5 ACC
Ranking	No. 2 National Seed
Head Coach	James Ramsey
Career Record	48-9 (1st season)
Record at GT	Same
Record Last Week.....	W vs UVA / W vs Miami / W vs UNC

STATISTICAL INFORMATION

GT	OFFENSE	D1 Rank (ACC)
.358	Batting	1st (1st)
.636	Slugging	1st (1st)
.469	On-Base Pct	1st (1st)
148	Doubles	4th (1st)
15	Triples	40th (2nd)
125	Home Runs	4th (1st)
372	Walks	2nd (2nd)
60/67	SB/SBA	174th (8th)

GT	PITCHING/DEFENSE	D1 Rank (ACC)
4.66	ERA	48th (6th)
478.2	IP	90th (6th)
0	CGs	155th (8th)
12	Saves	75th (5th)
544/220	K/BB	34th (3rd)
.246	OBA	42nd (7th)
48	Errors	77th (5th)
29	Double Plays	248th (15th)

PROBABLE PITCHERS



Tate McKee
#22 Jr. RHP 8-1 71.0 IP / 4.06 ERA 1.35 WHIP / 90 Ks



Carson Ballard
#21 Jr.-Jr. RHP 7-0 41.2 IP / 3.46 ERA 1.37 WHIP / 41 Ks



Jackson Blakely
#24 So. RHP 8-1 61.1 IP / 2.79 ERA 1.21 WHIP / 64 Ks

TOP STORYLINES

- Tech is hosting a regional for the 13th time in program history, and first since 2019. The Jackets are hoping to advance to the super regional round for the 6th time and 1st time since 2006.
- The Yellow Jackets are the first ACC program to win both the regular season and tournament titles in 13 years (North Carolina in 2013) and the 14th team in conference history to do so, including four times by GT (2005, 2000, 1987 and now 2026).
- Each of the last 3 ACC teams to sweep both titles have gone on to the CWS (UNC, 2013, Miami, 2008 & Clemson, 2006).
- GT won back-to-back ACC regular season titles for the 2nd time and the first since 2004/2005, becoming the 1st back-to-back ACC regular season champion since UVA in 2010/2011 (15 years).
- They followed that by winning the 10th ACC Tournament in program history and first since 2014 this past weekend, defeating NCAA Tournament teams Virginia (16-10), Miami (9-3) and North Carolina (13-6) by an average margin of 6.33 runs per game.
- Georgia Tech becomes just the second program with double-digit ACC Tournament championships, along with Clemson (11).
- Head coach James Ramsey is only the 2nd coach in ACC history to win both the regular season & tournament titles in his first season in the conference (Jack Leggett at Clemson 1994) and the first ACC coach to ever do so in his first season as a head coach.
- Tech was awarded three Golden Spikes Award Semifinalists, the most in the nation and the most in program history for a single season: Drew Burress, Vahn Lackey and Jarren Advincula.
- Burress became just the third college baseball player to ever be named a semifinalist for a 3rd year in a row and the first outfielder ever to do so, joining Anthony Rendon (Rice - 2009, 2010, and 2011) and Brendan McKay (Louisville - 2015, 2016, and 2017).
- The Yellow Jackets were awarded 6 all-conference players including a program record 5 first-team members: Lackey, Burress, Advincula, Kerce and Zuckerman. McKee was named 2nd team, Tech's first starting pitcher to be named to one of the first two all-conference teams since Brant Hurter in 2021.
- James Ramsey was named ACC Coach of the Year, becoming the first coach to ever win the award in his first season as a HC.
- Lackey was named Defensive Player of the Year, joining Joey Bart (2018) as the only Jackets to win the award.
- GT owns a 48-9 record, the greatest win percentage since 1920

- (16-2) and a 25-5 mark in the ACC, tied with 2015 Louisville for the most ACC wins in a 30-game conference season.
- Tech has won a program-record 13 series this season, winning 13 of 14 series over the course of the year, not including a 3-0 weekend at the conference tournament.
- The Jackets won 12 games against Top 15 teams (12-4) for the first time & set a program record, going 17-4 vs Top 25 teams.
- GT leads the nation with 22 Quad 1 wins, no other program has more than 18. Tech's 22-5 record against Quad 1 teams is the highest win % in the nation among teams with more than 15 games played against Quad 1 opponents.
- The Jackets own the best offense in the country & the best offense in BBCOR era history. Tech has produced the best average (.358), OBP (.469), slugging % (.636), hits (713) and the most runs (616) of any Power Conference team entering the NCAA Tournament in the BBCOR era.
- Tech leads Division I in six statistical categories: average (.358), OBP (.469), slugging % (.636), OPS (1.105), hits (713) and runs (616) and are Top 5 in multiple others: BB (2nd - 372), 2B (4th - 148) & HR (4th - 125 - a new program record for a single season).
- Tech's .359 team batting average is higher than the individual team leader of nearly ¾ of Division I teams (73.3%), including OU.
- The Jackets are the only team in the nation to be averaging double-digit runs per game this season (10.8), over a full run-per-game more than 2nd place (Miami (OH) & FDU - 9.6) and 1.5 runs per game better than the next closest NCAA Tournament team (Georgia - 9.3). A power conference team has not averaged double-digit runs per game over a full season since Arizona State in 2003 - 23 years ago.
- GT is outscoring its opponents 616-274, that +342 margin is the highest in program history.
- Tech pitching led the ACC in both ERA (4.36) & fewest runs allowed (136) in conference play.
- Tech has scored 10+ runs in 33 of its 57 games this season.
- GT has 5 of the Top 20 players in the nation in WAR, UGA is the only other program with multiple (2): Lackey (5.25 - the best in the ACC), Zuckerman (4.87 - the best among infielders), Advincula (4.55 - the best among 2B), Burress (4.45 - the best among CF) & Kerce (4.25)

2026 QUICK FACTS
GENERAL INFORMATION

School.....Georgia Institute of Technology (Georgia Tech)
Location.....Atlanta, Ga.
Enrollment.....53,067
Founded.....1885
Nickname.....Yellow Jackets, Ramblin' Wreck
Mascot....."Buzz" the Yellow Jacket
Official Colors.....Tech Gold and White
Conference.....Atlantic Coast Conference (ACC)
President.....Dr. Angel Cabrera
Faculty Athletic Representative.....Dr. Jenna Jordan
Director of Athletics.....Ryan Alpert
Website.....www.RamblinWreck.com

BASEBALL STAFF

Head Coach.....James Ramsey (1st season - 8th at Tech)
 Alma Mater, Year.....Florida State, 2012
Ast. Coach/Pitching/Recruiting Coord......Matt Taylor (3rd year)
 Alma Mater, Year.....Columbus State, 2017
Assistant Coach/Catchers.....Scott Stricklin (1st year)
 Alma Mater, Year.....Kent State, 1993
Assistant Coach/Base Runners.....Josh Schulman (2nd year)
 Alma Mater, Year.....Rochester, 2015 & Texas A&M, 2017
Director of Baseball Operations.....Trey Yunger
Strength and Conditioning.....Steve Tamborra
Athletic Trainer.....Paul Wolkoff
Equipment Manager.....Bill Shackelford
Director of Sports Psychology.....Dr. Jenny Kraska

HISTORICAL INFORMATION

Record Since 1895.....2,729-1,731-27 (.611)
Record at Mac Nease Baseball Park (since 1985)
1,080-351-1 (.754)
ACC Regular Season Record (since 1980)
652-479-2 (.576)
ACC Regular Season Championships (Divisional)..... 11
 1987, 1993, 1997, 2000, 2004, 2005, (2011, 2019, 2021),
 2025, 2026
ACC Tournament Appearances..... 45
ACC Tournament Record.....87-70 (.554)
ACC Tournament Championships..... 10
 1985, 1986, 1987, 1988, 2000, 2003, 2005, 2012, 2014, 2026
NCAA Tournament Appearances..... 37
 1959, 1971, 1985, 1986, 1987, 1988, 1989, 1990, 1991,
 1992, 1993, 1994, 1995, 1996, 1997, 1998, 2000, 2001,
 2002, 2003, 2004, 2005, 2006, 2008, 2009, 2010, 2011,
 2012, 2013, 2014, 2016, 2019, 2021, 2022, 2024, 2025, 2026
NCAA Tournament Record.....80-73 (.523)
NCAA Super Regional Appearances.....5
 2000, 2002, 2004, 2005, 2006
College World Series Appearances.....3
 1994 (2nd), 2002 (T-5th), 2006 (T-7th)
College World Series Record.....4-5 (.444)

STADIUM INFORMATION

Name.....Mac Nease Baseball Park at Russ Chandler Stadium
Year Opened.....1985
Last Renovated.....2020-21
Capacity.....3,194
Dimensions.....329-382-390-350-334
Fence Height.....10 feet
Address.....Fowler Street & Fifth Street, Atlanta, Ga. 30332

2026 TEAM INFORMATION

Lettermen Returning..... 24
Starting Position Players.....8
Starting Pitchers.....2
Newcomers..... 12

2025 YEAR IN REVIEW

Overall Record.....41-19
ACC Record.....19-11
ACC Finish.....Regular Season Champions
ACC Tournament.....1-1
Final Ranking.....No. 24

NO.	NAME	POS.	YR	B/T	HT	WT	HOMETOWN(LAST SCHOOL)
0	Michael Dee	INF	FR	R/R	6'2"	174	Stone Mountain, GA. (St. Pius X)
1	Parker Brosius	OF	SR	R/L	6'1"	200	Suwanee, GA. (Lambert HS)
2	Jarren Advincula	INF	JR	L/R	6'2"	195	Santa Clara, Calif. (California)
3	Carson Kerce	INF	JR	R/R	5'11"	200	Marietta, GA. (Pope HS)
4	Alex Hernandez	UTL/RHP	SO	R/R	6'2"	210	Cumming, GA. (Forsyth Central HS)
5	Dominic Stephenson	C/OF	FR	R/R	6'0"	208	Marietta, GA. (Harrison HS)
6	Caleb Daniel	OF	SO	L/R	6'0"	188	Cartersville, GA. (Cartersville HS)
7	Will Baker	INF/OF	SO	L/R	6'0"	197	Upper Coomera, Queensland, Australia
8	Drew Burress	OF	JR	R/R	5'9"	185	Houston County, GA. (Houston County HS)
9	Coleman Lewis	OF	FR	L/R	6'1"	220	Lake Park, GA. (Lowndes HS)
10	Kent Schmidt	INF	JR	L/R	6'0"	225	Marietta, GA. (Georgia Southern)
11	Ryan Zuckerman	INF	JR	R/R	6'4"	230	Yardley, PA. (Pittsburgh)
14	Cade Brown	OF/INF	SO	R/R	6'1"	210	Liburn, GA. (Georgia)
15	Cooper Underwood	LHP	FR	L/L	6'1"	190	Acworth, GA. (Allatoona HS)
16	Charlie Willcox	RHP	FR	S/R	6'3"	218	Santa Rosa Beach, Fla. (South Walton HS)
18	Caden Gaudette	RHP	R-JR.	R/R	6'0"	207	Alpharetta, GA. (Milton HS)
19	Nathanael Coupet	C/INF	R-SO.	R/R	6'0"	218	Boynton Beach, FL (North Broward Prep)
20	Caden Spivey	RHP	SR	R/R	6'2"	193	Vidalia, GA. (Notre Dame)
21	Carson Ballard	RHP	SR	R/R	6'1"	195	Alpharetta, GA. (Wesleyan HS)
22	Tate McKee	RHP	JR	R/R	6'3"	210	Kennesaw, GA. (Mount Paran Christian)
24	Jackson Blakely	RHP	SO	R/R	6'0"	220	Thomaston GA. (Upson-Lee HS)
25	Vahn Lackey	C/INF	JR	R/R	6'2"	215	Suwanee, GA. (Collins Hill HS)
26	Jamie Vicens	RHP	FR	R/R	6'5"	202	Atlanta, GA. (Marist School)
29	Mason Patel	RHP	GR	R/R	6'1"	208	Knoxville, TN Georgia State)
31	Justin Shadek	RHP	R-SO	R/R	6'6"	235	Kinnelon, N.J. (Rutgers)
32	Brett Barfield	LHP	SR	L/L	6'1"	215	Cumming, GA. (Florida State)
34	Drew Rogers	C	SO	R/R	6'1"	220	Tempe, AZ (Hamilton HS)
35	Jake Lankie	RHP	R-SO	R/R	6'2"	191	Alpharetta, GA. (Georgia)
37	Dylan Loy	LHP	JR	L/L	6'0"	208	Pigeon Forge, Tenn. (Tennessee)
39	Tyler Neises	OF/INF	JR	L/R	6'3"	225	Dalton, GA. (Dalton HS)
41	Judson Hartwell	INF/OF	FR	R/R	6'3"	215	Watkinsville, Ga. (Prince Avenue Christian)
43	Dimitri Angelakos	RHP	R-FR	R/R	6'1"	214	Woodstock, GA. (Etowah HS)
49	Kayden Campbell	LHP	SR	R/L	6'1"	210	Cincinnati, OH (Louisville)
54	Riley Hasenstab	RHP	R-FR	R/R	6'2"	218	Duluth, GA. (Duluth HS)
55	Adam McKelvey	LHP	SO	L/L	6'4"	248	Roswell, GA. (Roswell HS)
99	Porter Buursema	RHP	JR	R/R	6'1"	200	Woodstock, GA. (Georgia Southern)

Coaching Staff

Head Coach – James Ramsey (1st Season)
Assistant Coach/Pitching/Recruiting Coord. – Matt Taylor (3rd Season)
Assistant Coach – Scott Stricklin (1st season)
Assistant Coach – Josh Schulman (2nd season)
Director of Pitching - Jason Richman (3rd Season)
Director of Operations - Trey Yunger (1st season)
Player Development Coach - Steve Tamborra (26th season)
Athletic Trainer - Paul Wolkoff (17th season)
Director of Sports Psychology - Dr. Jenny Kraska (2nd Season)

PRO-NUN-SEE-AY-SHUN GUIDE

MICHAEL DEE....."D"
 PARKER BROSIOUS.....BRO-ZHUS
 JARREN ADVINCULA.....AD-VINK-YOU-LA
 CADEN GAUDETTE.....GOD-DET
 NATHANAEL COUPE.....COO-PAY
 CADEN SPIVEY.....SPY-VEE
 VAHN LACKEY.....LIKE "VAUGHN"
 JAMIE VICENS.....VI-SENS
 JUSTIN SHADEK.....SHAD-ICK
 TYLER NEISES.....NICE-IS
 DIMITRI ANGELAKOS.....AN-GEL-LAH-KOS
 RILEY HASENSTAB.....HAAS-IN-STOB
 ADAM MCKELVEY.....MICK-KEL-VEE
 PORTER BUURSEMA.....BIR-SIM-AH
 JOSH SCHULMAN.....SHOOL-MAN



RECRUITING SUCCESS

• Tech has now signed top-5 classes in four of the last seven years, top-10 classes in five of the last seven years, and had six-straight top-20 Perfect Game recruiting classes, leading the Atlantic Coast Conference in all categories.

• The 2025 class was ranked No. 28 overall, due to only having nine commits. Although the average player grade came in at 6.44 - the 15th best in the nation.

• The class featured three signees that signed MLB contracts, notably Ryan Mitchell (2nd round pick by the Cardinals) and Ryan Hall (5th round pick by the Tigers)

• It also features **Cooper Underwood**, the No. 1 LHP from the state of Georgia and the 2025 Prep Baseball Georgia Player of the Year out of Allatoona HS. He turned down a 7 figure signing bonus from the Brewers after they selected him in the 12th round of the 2025 MLB Draft.

• Underwood was named the third starter for the opening weekend series, becoming the first true freshman pitcher to start on opening weekend for the Yellow Jackets since Adam Finateri in 2022.

JACKETS FROM 2025 NO. 28 RECRUITING CLASS

Name	Hometown	Position	PG National Ranking
Michael Dee	Stone Mountain, Ga.	INF	---
Judson Hartwell	Watkinsville, Ga.	INF	317
Coleman Lewis	Lake Park, Ga.	OF	214
Dominic Stephenson	Marietta, Ga.	C/OF	152
Cooper Underwood	Acworth, Ga.	LHP	118
Jamie Vicens	Atlanta, Ga.	RHP	201
Charlie Willcox	Santa Rosa Beach, Fla.	RHP	73

• The 2024 freshman class was rated No. 2 in the nation and featured two players ranked in PG's National top-100: Drew Rogers (No. 23 prospect / No. 3 Catcher) and Alex Hernandez (No. 96 prospect / No. 8 3B).

JACKETS FROM 2024 NO. 2 RECRUITING CLASS

Name	Hometown	Position	PG National Ranking
Dimitri Angelakos	Woodstock, Ga.	RHP	---
Will Baker	Upper Coomera, Queensland, Australia	INF	---
Jackson Blakely	Thomaston, Ga.	RHP	---
Caleb Daniel	Cartersville, Ga.	UTL	187
Riley Hasenstab	Duluth, Ga.	RHP	---
Alex Hernandez	Cumming, Ga.	RHP/INF	96
Adam McKelvey	Roswell, Ga.	LHP	---
Drew Rogers	Tempe, Ariz.	C	23

JACKETS FROM 2023 NO. 5 RECRUITING CLASS

Name	Hometown	Position	PG National Ranking
Drew Burress	Houston County, Ga.	OF	18
Nathanael Coupet	Boynton Beach, Fla.	C	494
Carson Kerce	Marietta, Ga.	INF	334
Vahn Lackey	Suwanee, Ga.	C	---
Tate McKee	Kennesaw, Ga.	RHP	123
Tyler Neises	Dalton, Ga.	INF	---

JACKETS FROM 2022 NO. 3 RECRUITING CLASS

Name	Hometown	Position
Parker Brosius	Suwanee, Ga.	OF
Caden Gaudette	Alpharetta, Ga.	RHP
Carson Ballard	Alpharetta, Ga.	RHP

PRODUCTION FROM THE PORTAL

• Georgia Tech's lifeblood lies in high school recruiting but in modern college baseball, portal pickups have become a necessity and Tech has used it to collect key pieces of what the college baseball world believes is a national championship caliber roster in 2026.

JACKETS FROM THE TRANSFER PORTAL

Name	Position	Year at Tech	Past School
Jarren Advincula	INF	1st	California
Brett Barfield	LHP	3rd	Florida St
Cade Brown	INF	1st	Georgia
Porter Buursema	RHP	2nd	Georgia Southern
Kayden Campbell	LHP	2nd	Louisville
Jake Lankie	RHP	2nd	Georgia
Dylan Loy	LHP	1st	Tennessee
Mason Patel	RHP	3rd	Georgia St
Kent Schmidt	INF	2nd	Georgia Southern
Justin Shadek	RHP	1st	Rutgers
Caden Spivey	RHP	2nd	Notre Dame
Ryan Zuckerman	INF	1st	Pitt

CARDIAC JACKETS

• Since James Ramsey joined the Jackets, in 2019, Tech is 46-27 (.630 winning pct.) in one-run games.

• Earlier this season, vs. Wake Forest, the Jackets won a pair of one-run contests, 6-5, erasing deficits of 4-1 and 5-4 in each game.

GT BASEBALL RECORD IN 1-RUN GAMES - SINCE 2002

Year	Record	Pct.
2026	5-0	1.000
2025	7-4	.636
2024	4-3	.571
2023	4-6	.400
2022	6-3	.667
2021	8-4	.667
2020	2-2	.500
2019	10-5	.667
2018	4-5	.444
2017	3-9	.250
2016	8-5	.615
2015	9-3	.750
2014	8-10	.444
2013	8-6	.571
2012	9-7	.563
2011	5-5	.500
2010	5-2	.714
2009	7-3	.700
2008	9-4	.692
2007	5-5	.500
2006	9-6	.600
2005	9-9	.500
2004	10-5	.667
2003	7-4	.636
2002	10-3	.769
TOTAL	168-118	.587

RAMMER TIME - A NEW ERA OF TECH BASEBALL

• 2026 is the first season for new Head Coach **James Ramsey** who had been serving as an assistant coach for the past seven seasons.

• Since Ramsey took over coaching the offense in 2019, Georgia Tech leads the ACC in batting average (.314), OPS (.939), OBP (.416), slugging (.523), hits (4,674), doubles (944), runs (3,549) and SAC Flies (236), they are second in triples (99) and RBI (3,274) and HR (672).

• Ramsey takes over for the legendary head coach, and Hall of Famer, **Danny Hall**, who retired after his 32nd season in 2025 with the ninth-most wins in college baseball history - 1,452

• This is the first time GT has had a new head coach since Hall took over in 1994, leading the Yellow Jackets to the College World Series final on the backs of three 1st round picks: Nomar Garciaparra, Jason Varitek & Jay Payton.

• This season, Ramsey takes over a team with similar expectations and possibly more 1st round picks. Drew Burress is considered the top outfielder in the upcoming draft along with Vahn Lackey, the top catcher in the class. Jarren Advincula, Carson Kerce and Alex Hernandez are all listed as Top 150 prospects with a chance to work their way into the first round this season.

Returning the Culture

• Georgia Tech baseball returns eight of the nine players from the starting lineup of the opening game of the Oxford Regional last season: CF Drew Burress, 1B Kent Schmidt, RF Alex Hernandez, C Vahn Lackey, LF Caleb Daniel, 3B Carson Kerce, 2B Will Baker and DH Drew Rogers.

• The Jackets return 11 hitters from last years team, returning 519 hits (82%), 119 doubles (80%), nine triples (75%) 72 home runs (77%) and 375 RBI (80%).

• They return the 2025 team-leaders in batting average (Kent Schmidt - .397), slugging pct. (Drew Burress - .693), on-base pct. (Drew Burress - .469), runs scored (Drew Burress - 77), hits (Vahn Lackey and Alex Hernandez - 77), RBI (Alex Hernandez - 69), doubles (Drew Burress - 23) and home runs (Drew Burress - 19)

• Alex Hernandez was named 2025 ACC Freshman of the Year, giving Tech back-to-back ACC Freshman of the Year after Drew Burress took home the award in 2024. Georgia Tech was already the only program in conference history to win the award in back-to-back seasons after doing so in 1991 (Jason Varitek) and 1992 (Nomar Garciaparra) - now having done so twice.

• Hernandez became the 7th Yellow Jacket to win Freshman of the Year, joining GT legends Drew Burress (2024), Matt Wieters (2005), Micah Owings (2003), Mark Teixeira (1999), Nomar Garciaparra (1992), and Jason Varitek (1991).

• He earned the award after setting a Georgia Tech freshman record with 69 RBI.

• Georgia Tech is tied with North Carolina for the most freshman of the year awards in ACC history. Since the conference first began awarding them back in 1991, GT and UNC are the only programs with more than five.

• Burress earned his ACC FOTY award and the National Freshman of the Year honor after slugging .821 in 2024- the highest single season slugging percentage in program history, with a minimum of 200 at bats. It was the 4th highest slugging percentage in a single season by a Yellow Jacket, the best since 1926 and the first .800+ slugging season in 45 years (Tommy Thompson (.811) – 1979).

HIGHEST SLUG % - SINGLE SEASON - GT HISTORY

	Name	TB-AB	Slugging %	Season
1.	Tom Angley	93-100	.930	1926
2.	Bobby Reeves	97-109	.890	1926
3.	Doug Wycoff	81-98	.827	1926
4.	Drew Burress	179-218	.821	2024
5.	Tom Angley	68-83	.819	1925
6.	Tommy Thompson	103-127	.811	1979
7.	Jason Varitek	182-228	.798	1993
8.	Nomar Garciaparra	213-274	.777	1994
9.	Mark Teixeira	186-241	.772	2000
10.	Riccardo Ingram	179-237	.755	1987

• Tech led the nation in doubles last season (149) and return 119 of those to the lineup this year, while adding in Jarren Advincula (17) & Ryan Zuckerman (16).

• The Jackets were the only Power 4 team with three players at 20+ doubles last year: Burress (23), Kyle Lodise (20) & Carson Kerce (20)

• Tech also returns 60 % of its innings pitched from 2025, including Friday night starter Tate McKee and National Stopper of the Year Finalist/NCBWA All-American, Mason Patel.

• The Jackets pitching staff delivered a 9.37 K/9 rate last season, the third highest in program history.

2025 REGULAR SEASON ACC CHAMPIONS

• The Yellow Jackets won their 10th ACC regular season championship with an ACC leading 19 wins in conference play.

• It was the first outright Atlantic Coast Conference regular-season championship in 20 years: 1987, 1993, 1997, 2000, 2004, 2005, 2011 and now 2025 (Divisional titles in 2019 and 2021).

• In true #CardiacJackets form, the team clinched the regular season title on the final day of conference play, with an 8-2 victory at Duke in which Drew Burress went 4-for-4 in the win, reaching base five times with a single, two doubles, a home run and a hit-by-pitch for his 5th-career four-hit game and his second of the weekend.

• GT pitching held opponents to 8.84 hits-per-nine innings this year, the lowest mark in over a decade (8.43 in 2014).

• Vahn Lackey was named a semifinalist for the Buster Posey National Collegiate Catcher of the Year award. Georgia Tech is one of three programs with multiple Buster Posey Award winners (Kevin Parada in 2022 and Joey Bart in 2018), alongside Florida State and Southern California.

• Mason Patel became the first finalist for the National Stopper of the Year award in program history, after becoming the first Yellow Jacket in program history to win 11 games without making a single start. His 11 wins last year was the 13th-most in a single season in GT history, most since Kyle Bakker posted 13 wins in 2002.

THE JACKETS RAKE WITH RAMSEY

• Since Ramsey took over coaching the offense in 2019, Georgia Tech leads the ACC in batting average (.314), OPS (.939), OBP (.416), slugging (.523), hits (4,674), doubles (944), runs (3,549) and SAC Flies (236), they are second in triples (99) and RBI (3,274) and HR (672).

• Over Ramsey's tenure, the Georgia Tech offense has led the nation in multiple categories and have been the class of the ACC - one of the nations most difficult conferences.

GEORGIA TECH — 2025 FINAL NAT'L/ACC RANKS

Category	No.	D1 Rank	ACC Rank
Doubles	149	1st	1st
SAC Flies	40	1st	1st
Doubles per game	2.48	7th	1st
Slugging %	.540	11th	2nd
Batting Average	.315	12th	1st
Runs	506	22nd	4th
Hits	632	25th	3rd
Scoring	8.4	26th	2nd
On-Base %	.416	28th	3rd
Home Runs	93	30th	4th

GEORGIA TECH — 2024 FINAL NAT'L/ACC RANKS

Category	No.	D1 Rank	ACC Rank
Base on Balls	360	10th	3rd
On-Base Percentage	.420	17th	2nd
Batting Average	.305	29th	6th
Slugging Percentage	.516	30th	7th

GEORGIA TECH — 2023 FINAL NAT'L/ACC RANKS

Category	No.	D1 Rank	ACC Rank
Doubles/Game	2.49	3rd	2nd
Average	.323	4th	2nd
Doubles	142	10th	2nd
Slugging percentage	.538	11th	1st
On-base percentage	.416	15th	3rd

GEORGIA TECH — 2022 FINAL NAT'L/ACC RANKS

Category	No.	D1 Rank	ACC Rank
Runs per game	9.4	3rd	1st
Average	.327	1st	1st
On-base percentage	.419	6th	2nd
Slugging percentage	.551	5th	2nd
Home runs	115	10th	3rd

GEORGIA TECH — 2021 FINAL NAT'L/ACC RANKS

Category	No.	D1 Rank	ACC Rank
Doubles	127	8th	1st
Hits	566	25th	2nd
Home Runs	73	27th	5th

GEORGIA TECH — 2020 FINAL NAT'L/ACC RANKS

Category	No.	D1 Rank	ACC Rank
SAC Flies	14	3rd	1st
Doubles	35	28th	7th

* 2020 season cut short after 16 games

GEORGIA TECH — 2019 FINAL NAT'L/ACC RANKS

Category	No.	D1 Rank	ACC Rank
SAC Flies	41	4th	1st
Walks	357	7th	3rd
Batting Average	.297	22nd	1st
On-Base %	.406	11th	1st
Runs	464	16th	3rd
Scoring	7.5	16th	3rd
Hits	635	17th	2nd
Slugging %	.459	27th	3rd

Party Like it's 1994

• 2026 is shaping up to be a special season, with more than a few similarities to the greatest season in program history, in 1994, when Tech reached its only CWS final.

• The Jackets are playing their first season under Head Coach James Ramsey, the last time GT was playing under a new head coach was 1994 when Danny Hall took over for Jim Morris after Morris left in November of 1993.

• Tech entered the 1994 season with lofty expectations, being ranked No. 1 in the Baseball America and USA Today preseason polls. This season, the Jackets were ranked as high as No. 2 in the nation by Perfect Game.

• The Jackets were led by three first-round picks: Nomar Garciaparra (No. 12), Jason Varitek (No. 14) and Jay Payton (No. 29). In 2026, three Jackets were ranked as first-round picks by MLB Pipeline: Vahn Lackey (No. 3), Drew Burress (No. 8) and Jarren Advincula (No. 31).

• Varitek entered the season chasing the program record for home runs (held by Andy Bruce at the time) and would surpass that on the way to Omaha. This season, Drew Burress entered the year 13 homers away from tying Varitek's record and is one homer away from breaking it.

• Payton delivered an incredible season, setting the program record with 27 doubles. This season, Carson Kerce is one double away from breaking that record, also with 27.

HITTING**LIVING UP TO EXPECTATIONS IN 2026**

- The Yellow Jackets offense entered the 2026 season with as lofty of expectation as you can imagine, being lauded as “the best position player group...and it’s not even close,” by D1 Baseball’s Aaron Fitt. Additionally, D1 Baseball’s Bradley Smart gushed over the talent in the Tech lineup when he said, “This position player group has a chance to be the best in the country. Full Stop.”
- Through 57 games, the Jackets have lived up to the hype, exploding for a Power 4 BBCOR era record 616 runs against Bowling Green (50), Georgia Southern (38), Stony Brook (51), Georgia State (8), Northwestern (44), Virginia Tech (36), West Georgia (14), Clemson (28), Auburn (15), Pitt (32), NC State (19), California (33), Kennesaw State (11), Florida State (29), North Carolina (11), Georgia (15), Wake Forest (26), Xavier (25), Duke (39), Mercer (9), Boston College (38) and the ACC Tournament (38)
- 616 runs through the first 57 games of the season is the most in the program’s 131-year history & the +342 margin of victory is also the largest in program history.
- Georgia Tech outscored their ACC opponents 289-136 in the regular season, the largest run differential in ACC history (+153) and more than double the differential put up by Louisville in 2015 (+74) - the only other ACC team to win 25 conference games in a 30 game season.
- GT is winning games at a 6.0 average margin, 1.6 runs more than the next closest team (UCLA – 4.4). The same margin as the gap from No. 2 to No. 19.
- Tech has scored 10 or more runs in 33 of its 57 games this season (57.9% of games).
- The Jackets have been prone to big innings, scoring five or more runs in 38 different innings this year (8.4% of all innings).
- GT holds the Power 4 BBCOR era record for the highest best average (.358), on-base percentage (.469), slugging percentage (.636), hits (713) and the most runs (616) entering the NCAA Tournament.
- The 50 runs against BGSU were the most Tech has ever scored over an opening weekend series.
- The 50-11 overall score was the largest margin of victory (39) for a three-game series since Tech swept Western Carolina by a 47-run margin back in 2019.
- The 27 run outburst in the second game of the series vs. Bowling Green is tied for the most runs scored by GT in a single game since 1994 – Danny Hall’s first year with Georgia Tech, and the year the Yellow Jackets finished runners-up at the College World Series.
- The Jackets went on to win their three non-conference weekend series by at least a 30-run margin: +39 vs. BGSU, +33 vs. Stony Brook and +32 vs. Northwestern.
- 25 runs at Georgia Southern are the most GT has ever scored in the series’ 145 game history, while the 24-run victory was the largest margin of victory in the BBCOR era (since 2011) and the largest since defeating Virginia Tech by 25 runs on May 14, 2005 (27-2).
- Tech delivered its third 20+ run game of the season on Sunday against Stony Brook (Feb. 22). It was the third 20-run game of the season, matching the BBCOR era record for a single season and the most, overall, since 2010.

- GT smashed Virginia Tech 16-1 in its ACC opener, the most in an ACC opener since scoring 25 against Maryland in 1995.
- The 15-run margin of victory is the most in Tech has had an ACC game since beating Clemson, 18-2, last year. They matched that 15-run margin back in April, defeating Cal 17-2 (7) in that series opener.
- GT set a program record with three straight run-rule victories over Power 4 competition: 10-0 (8) vs. No. 14 NC State / 13-3 (8) vs. No. 11 Auburn / 17-2 (7) at Cal. The Jackets enter the weekend with two-straight run-rule wins (both over Duke).
- The 13-3 (8) win over No. 11 Auburn was played in front of the largest midweek crowd in Mac Nease Baseball Park history (4,033). It was the first game decided by run-rule in program history against an SEC team, not the last run-rule win over an SEC program in this storybook season.
- Tech scored 29 runs in a series sweep over No. 5 Florida State winning the series 29-9 overall, the largest score differential in a series against the Seminoles in program history.

• The Florida State series was the first sold-out series in program history, with a record 12,585 fans in attendance.

• After dropping its only series of the season at No. 3 North Carolina, the Jackets bounced back with a 14-4 (7) run-rule victory over their arch rivals, No. 5 Georgia.

• The 14 runs were the most Tech has scored against Georgia since hanging 15 runs on them back in 2011.

• Tech won back-to-back games over SEC opponents via run-rule: 13-3 (8) vs. No. 11 Auburn and 14-4 (7) over Georgia, averaging 1.9 runs per inning in those contests.

• For the season, the Jackets are outscoring SEC opponents 29-17 across three games, an average of 9.67 runs/game.

• The Jacket offense was called upon to erase a 10-0 deficit vs. Wake Forest. After falling behind by 10 runs, Tech was forced to endure an 87 minute rain delay, when the delay ended the Jackets scored 14 of the next 15 runs, taking the lead in the seventh inning thanks to a five-run inning. It was the largest comeback by any Tech team in the 21st century.

• The Jackets scored 39 runs in the series against Duke, the most in an ACC series since scoring 40 at Pitt in 2022.

• Tech went on the road for the final series of the regular season, smashing No. 23 Boston College by a combined score of 38-3, the largest margin of victory over a Top 25 team in a three-game series in program history.

• GT maintained its dominance into the ACC Tournament, winning all three games by a minimum of six runs: 16-10 vs. Virginia, 9-3 vs Miami and 13-6 vs. No. 2 UNC in the championship game.

• Tech has won last 13 games against ACC opponents, with the last eight victories coming by a combined score of 110-25.

DOMINATING THE COUNTRY’S BEST

• For the first time in program history, the Jackets have won 12 games over Top 15 ranked opponents.

• A key point in the Jackets season came from April 9-April 21 when GT played seven games against Top 5 ranked teams: No. 5 Florida State (3-0), at No. 3 North Carolina (1-2) and vs. No. 5 Georgia (1-0). Tech went 5-2 over that stretch, with two of those wins coming via mercy-rule.

• GT leads the nation with 22 Quad 1 wins, no other program has more than 18. Tech’s 22-5 record against Quad 1 teams is the highest win percentage in the nation among teams with more

than 15 games played against Quad 1 opponents.

TECH VS TOP 15 OPPONENTS

Opponent	Date	Score
at No. 8 Clemson	March 12	W, 10-0 (7)
at No. 8 Clemson	March 13	W, 9-3
at No. 8 Clemson	March 14	L, 7-13
at No. 4 Auburn	March 17	L, 2-9
vs. No. 14 NC State	March 27	W, 3-1
vs. No. 14 NC State	March 28	W, 6-4
vs. No. 14 NC State	March 29	W, 10-0 (8)
vs. No. 11 Auburn	March 31	W, 13-3 (8)
vs. No. 5 Florida State	April 9	W, 4-3
vs. No. 5 Florida State	April 10	W, 8-3
vs. No. 5 Florida State	April 11	W, 17-3 (7)
at No. 3 North Carolina	April 17	L, 2-5
at No. 3 North Carolina	April 18	L, 4-14 (8)
at No. 3 North Carolina	April 19	W, 5-2
vs. No. 5 Georgia	April 21	W, 14-4 (7)
vs. No. 2 North Carolina	May 24	W, 13-6

• The Jackets have won five of the games against Top 15 teams via mercy-rule and are winning those games by a combined 127-73 score.

• Drew Burress has been excellent in these games, posting a .369 / .458 / .646 slash line while leading the team in runs scored (22) and RBI (17).

• Another key factor in the Jackets success over Top 15 teams has come from the bullpen. Tech is outscoring its Top 15 opponents 50-12 the from the 6th inning on, thanks to a 3.07 bullpen ERA. Mason Patel has delivered 11.1 scoreless innings out of the bullpen along with 13.1 innings and a 2.70 ERA from Caden Gaudette and 7.2 innings and a 1.17 ERA from Justin Shaddek.

SETTING THE TONE IN THE SERIES

• Tech won the series opener of its first nine series this season for the first time in program history.

• Georgia Tech has been dominant in series openers this season, winning 12 out of 14 by a combined score of 134-56, including four run-rule victories: 17-3 (7) vs. Northwestern / 16-1 (7) vs. Virginia Tech, 10-0 (7) at No. 8 Clemson and 17-2 (7) at California.

• Tech is outscoring opponents 88-35 in its 10 ACC series openers, an average of 8.8 runs for & 3.5 against.

• A major factor in the Jackets’ incredible series starts has been the starting pitcher, Tate McKee. He has made 31 consecutive series opening starts, leading GT to a 25-6 record in those games, including a string of 12 straight wins from May 15, 2025- April 17, 2026

• McKee is the only pitcher in Division I to have started every series opener for his team since the start of 2025.

• Winning the first game of a regional has been pivotal to GT’s success historically. The Jackets have won game 1 in all six of their regional titles: 1994, 2000, 2002, 2004, 2005 & 2006.

• The Jackets have won game 1 as a regional host nine times (9-3), going onto win that regional on five occasions.

NO LEAD IS SAFE AGAINST GEORGIA TECH

• The Jackets are a remarkable 18-5 this season when their opponent scores first, overcoming leads of as many as 10 runs (vs. Wake Forest on April 25) proving that no lead is safe against the Yellow Jackets.

• In the 23 games in which Tech has surrendered the first run, GT has a 4.3 margin of victory (240-141). That margin of victory when the opponent scores first would be the 3rd highest margin in the nation for all games.

Opponent	Date	Deficit	Result
Bowling Green	Feb 14	0-2	W, 27-4
Stony Brook	Feb. 20	0-3	W, 10-5 (7)
Northwestern	Feb. 27	0-2	W, 17-3 (7)
Northwestern	March 1	0-4	W, 14-6
Virginia Tech	March 8	0-2	L, 6-9
at No. 8 Clemson	March 14	0-2	L, 7-13
No. 11 Auburn	March 31	0-3	W, 13-3 (8)
Kennesaw State	April 7	0-3	W, 11-4
No. 5 Florida State	April 9	0-3	W, 4-3
No. 5 Florida State	April 10	0-1	W, 8-3
No. 5 Florida State	April 11	0-1	W, 17-3 (7)
Georgia Southern	April 14	0-4	W, 13-9
at No. 3 North Carolina	April 17	0-5	L, 2-5
at No. 3 North Carolina	April 18	0-7	L, 4-14 (8)
vs. No. 5 Georgia	April 21	0-2	W, 14-4 (7)
Wake Forest	April 24	0-3	W, 6-5
Wake Forest	April 25	0-10	W, 14-11
Wake Forest	April 26	0-1	W, 6-5
Xavier	May 1	0-3	L, 4-8 (10)
Xavier	May 2	0-1	W, 7-5
Duke	May 10	0-1	W, 14-1 (7)
Mercer	May 12	0-7	L, 9-12
vs. No. 2 North Carolina	May 24	0-1	W, 13-6

• Despite scoring the first run of the game, the Yellow Jackets proved their comeback ability once again in the quarterfinals of the ACC tournament, overcoming a 9-5 deficit going into the bottom of the seventh and eventually winning the game, 16-10 thanks to a seven-run 7th inning and four more insurance runs in the eighth. It was the largest deficit the Jackets had overcome in the ACC Tournament since 2000.

GENERATIONAL OFFENSE

• The Yellow Jackets own the best offense in the country and the best offense in modern college baseball history. In the 16 seasons of the BBCOR era, the 2026 Jackets produced the best average (.358), on-base percentage (.469), slugging percentage (.636), hits (713) and the most runs (616) of any Power Conference team over a regular season.

• The 2026 offense is currently on pace to set program records in batting average (.358 – record is .347), on-base percentage (.469 – record is .434), slugging percentage (.636 – record is .575) and runs-per-game (10.8 – record is 10.3).

• GT's 616 runs are the highest total for a single season in the program's BBCOR era (since 2011) and the 3rd-most ever recorded in a single season at GT – most since 1994.

• GT is outscoring its opponents 616-274, that +342 margin is the highest in program history.

BEST BATTING AVG. - ENTERING NCAAs - BBCOR ERA

Team	Season	Avg.
1. Austin Peay	2024	.359
2. Georgia Tech	2026	.358
Next Best Power 4 Team		
Texas Tech	2026	.344

MOST HITS - ENTERING NCAAs - BBCOR ERA

Team	Season	Hits
1. Austin Peay	2024	732
2. Tennessee Tech	2018	723
3. UNC Greensboro	2016	726
4. Morehead State	2017	729
5. Morehead State	2015	721
6. Georgia Tech	2026	713
Next Best Power 4 Team		
Virginia	2024	691

BEST OBP - ENTERING NCAAs - BBCOR ERA

Team	Season	OBP
1. Georgia Tech	2026	.469
New Mexico State	2019	.469
Next Best Power 4 Teams		
Georgia	2026	.439

MOST RUNS - REGULAR SEASON - BBCOR ERA

Team	Season	Runs
1. High Point	2025	619
2. Georgia Tech	2026	616
Next Best Power 4 Team		
Maryland	2023	555

BEST SLUGGING % - ENTERING NCAAs - BBCOR ERA

Team	Season	Slug.
1. Austin Peay	2024	.661
2. Georgia Tech	2026	.636
Next Best Power 4 Team		
Georgia	2026	.615

• Tech leads Division I in six standard statistical categories: batting average (.358), on-base percentage (.469), slugging (.630), OPS (1.099), hits (674) and runs (578) and are Top 5 in multiple others: doubles (3rd – 141), walks (3rd – 351) and home runs (4th – 114).

• Tech's .358 team batting average is higher than the individual team leader of nearly ¼ of Division I teams (225 teams – 73.3% of DI), including the No. 2-seed of the Atlanta Regional, Oklahoma.

• The Jackets also lead Division I in five advanced stats: BABIP (.404) WOBAs (.490) WRC (592) WRAAs (208) and WRC+ (154).

• GT is the only team with an OPS over 1.060 (1.105) leading by .052 over the next closest team (Uga - 1.053).

• Tech is the only team in Division I with an OBP over .450 - .020 points ahead of the next best team: Miami (OH) (.449) & .030 points above the closest Power 4 team: Uga (.439).

• A Power 4 offense has never produced a batting average over .350 in the BBCOR era.

• A Power 4 offense has never produced an OBP over .440 in the BBCOR era.

• A Power 4 offense has never produced a slugging % over .620 in the BBCOR era.

• The Jackets are the only team in the nation to be averaging double-digit runs per game this season (10.8), over a full run-per-game more than 2nd place (Miami (OH) & FDU – 9.6) and 1.5 runs per game better than the next closest NCAA Tournament team (Georgia – 9.3).

• A power conference team has not averaged double-digit runs per game over a full season since Arizona State in 2003 – 23 years ago.

• GT is winning games at a 6.0 average margin, 1.6 runs more than the next closest team (UCLA – 4.4). The same margin as the gap from No. 2 to No. 19.

• Tech leads the nation with all 8 regular starters posting an OPS over 1.000

• The third inning has been kind to the Yellow Jackets this season, winning the inning by a combined 100-13 score over 57 games.

• The Jackets are at their most dangerous with two outs, delivering 225 two-out RBI this season - 39.8% of all RBI.

GEORGIA TECH — 2026 NAT'L/ACC RANKS

Category	No.	D1 Rank	ACC Rank
OPS	1.105	1	1
Batting Average	.358	1	1
Hits	713	1	1
On-Base %	.469	1	1
Slugging %	.636	1	1
Runs	616	1	1
Scoring (Runs/Game)	10.8	1	1
BABIP	.404	1	1
WOBAs	.490	1	1
WRC+	154	1	1
WRC	592	1	1
WRAAs	208	1	1
Walks	372	2	2
Doubles/Game	2.60	3	1
Doubles	148	4	1
Home Runs	125	4	1
HR/Game	2.19	4	1

• Earlier this season, vs. West Georgia on March 10, junior Vahn Lackey made GT history by becoming the first player in recorded history to play eight different defensive positions in a single game, every position but pitcher. He went 3-for-4 at the plate, finishing a single shy of the cycle to earn ACC Player of the Week and Perfect Game National Player of the Week honors.

• In the ACC Championship game, Drew Burress broke the Georgia Tech program record with his 58th career home run, passing the record in three years that was set by Jason Varitek in four years from 1991-94.

• He is the first Yellow Jacket in program history to record three-consecutive 70 run seasons.

• He is one extra base hit away from becoming the only Power 4 player in the BBCOR era (and the only one since at least 2002) to record three-consecutive 40 XBH seasons and just the second overall (DJ Peterson, New Mexico: 2011-13).

• Burress has landed himself on the program leaderboard in HRs (1st – 58), slugging % (2nd – .722), total bases (4th – 494), doubles (5th – 60), runs (5th – 228), RBI (12th – 185) and batting average (17th – .360).

- He is a staple on nearly all of the active career leaderboards for offense in Division I, coming into the postseason with the most runs scored of any active Division I player (228), the 2nd most total bases (494), the 3rd most home runs (58), the 4th highest slugging percentage (.722), the 5th most doubles (60) and the 5th most walks (156). His HR total is the most among non-seniors in DI.

- Burress was named Perfect Game National Player of the Week after Week 13, Tech's third national player of the week this season, along with Vahn Lackey and Jarren Advincula.

- Carson Kerce set the new program record for doubles in a single season, collecting double No. 28 in the 53rd game of the season. He passed the previous record, held by Jay Payton since 1994.

- Kerce has hit 53 doubles over his GT career, tied for the 15th most in school history & one shy of the Top 10.

- Jarren Advincula leads the nation with 103 hits this season, becoming the 14th Yellow Jacket in program history to record 100 hits in a single season and the first since 2005 (Wes Hodges & Tyler Greene).

- He is batting .431 for the season, the highest in Power 4, the highest of any D1 player with at least 200 at-bats and the 7th highest in program history, the best since Chandler Simpson hit .433 back in 2022.

- Ryan Zuckerman has hit 23 home runs this season, the second most in the ACC. He is the 16th Yellow Jacket in program history to record a 20-homer season and tied with Kyle McCann (2019) for 5th on the single season list. He is three home runs shy of the program record (26), set by Kevin Parada in 2022.

- He leads the team with 76 RBI this season, tied for the 14th most in a single season in program history and 12 shy of the BBCOR era program record set by Kevin Parada in 2022 (88).

- Zuckerman was named ACC Tournament MVP, becoming the first third baseman in program history to earn the honor.

- Vahn Lackey leads the NCAA tournament field in on-base percentage (.527) and runs scored (80). He is the eighth Yellow Jacket in program history to record an 80 run season.

- Lackey leads all Power 4 catchers in OPS (1.307) and ranks 5th overall in Division I.

- This season, he leads the team in runs (80) and is 2nd in RBI (75): the 8th most in a single season 15th most in program history respectively.

- His .780 slugging percentage is the 8th highest in a single season by a Yellow Jacket and the third highest among players with at least 200 at-bats, behind only Burress' freshman season (.821 in 2024) and Jason Varitek (.798 in 1993).

- The Jackets lead the nation with four players batting over .365, no other program has more than three (Georgia): Advincula (.431 – 2nd in the nation), Lackey (.410 – 6th in the nation), Kerce (.389) and Burress (.366).

- GT is the only program in the nation with four players with over 80 hits this season, no other program has more

than two: Advincula (103- leads the nation), Burress (87), Kerce (86) and Lackey (84).

- Tech is the only program in the tournament field with multiple players with over 20 doubles: Kerce (28 – the most in the Power 4) and Burress (22).

- GT is the only program to have seven players with an OBP of at least .464, no other program in the tournament field has more than two: Lackey (.517), Advincula (.504), Burress (.478), Schmidt (.477), Kerce (.473), Baker (.464) and Hernandez (.464)

- The Jackets have four players with more than 65 RBI, no other program has more than three: Zuckerman (76), Lackey (75), Advincula (63) and Burress (56).

- Tech is the only team to have four players with a slugging percentage of at least .660, no other program has more than three: Lackey (.780), Zuckerman (.757), Kerce (.688) and Burress (.660).

- GT has five of the Top 20 players in the nation in WAR, UGA is the only other program with multiple (2): Lackey(5.25 – the best in the ACC), Zuckerman (4.87 – the best among infielders), Advincula (4.55 – the best among 2B), Burress (4.45 – the best among CF) and Kerce (4.25)

- The Jackets were awarded a program record five first-team all-ACC members: Vahn Lackey, Drew Burress, Jarren Advincula, Carson Kerce and Ryan Zuckerman.

2026 NAT'L/ACC RANKS - INDIVIDUAL

Player	Category	No.	D1 Rank	ACC Rank
Jarren Advincula	Hits	103	1	1
Carson Kerce	Doubles	28	2	1
Jarren Advincula	Avg.	.431	2	1
Vahn Lackey	Runs	80	2	1
Drew Burress	Runs	78	4	2
Vahn Lackey	Avg.	.410	6	2
Ryan Zuckerman	RBI	76	7	2
Vahn Lackey	OBP	.527	8	2
Vahn Lackey	RBI	75	8	3
Ryan Zuckerman	HR	23	11	2
Drew Burress	Doubles	22	11	2
Vahn Lackey	Slugging %	.780	12	3
Ryan Zuckerman	Total Bases	162	14	2
Drew Burress	Hits	87	15	2
Vahn Lackey	Total Bases	160	16	3
Carson Kerce	Hits	86	17	3
Ryan Zuckerman	Slugging %	.757	17	4
Jarren Advincula	Toughest to Strikeout	14.9 K/AB	19	1
Jarren Advincula	Runs	69	21	4
Drew Burress	Total Bases	157	21	4
Carson Kerce	Avg.	.389	21	4
Kent Schmidt	BB/Game	0.98	21	6
Jarren Advincula	OBP	.504	23	3
Vahn Lackey	Hits	84	24	4

STREAKS

- The Jackets hold a number of hitting and on-base streaks this season

Active Hitting Streaks - GT Baseball

Name	Hit Streak	Since	Longest
Jarren Advincula	25 games	April 9	Same
Vahn Lackey	14 games	April 28	Same
Carson Kerce	6 games	May 14	9
Ryan Zuckerman	5 games	May 15	11
Drew Burress	4 games	May 16	15
Alex Hernandez	3 games	May 21	7

- Drew Burress has delivered multiple hits in 13 of his last 19 games since April 19. He had a career-best 15 game hit streak snapped on May 15 at BC.

- Advincula holds the fifth longest hit streak in program history and the longest of the BBCOR era.

Longest Hit Streaks - GT Baseball History

Name	Season	Streak
Victor Menocal	2002	30
Carlton Fleming	1990	28
Jay Payton	1993	27
Richard Lewis	2000	27
Jarren Advincula	2026	25

- He has gotten a hit in 40 of his last 41 games dating back to March 10 and 53 of 57 games this season.

Active On-Base Streaks - GT Baseball

Name	On Base Streak	Since	Longest
Jarren Advincula	25 games	April 9	Same
Drew Burress	20 games	April 18	56
Vahn Lackey	19 games	April 19	30
Parker Brosius	11 games	May 3	13
Alex Hernandez	6 games	May 14	34
Carson Kerce	6 games	May 14	19
Will Baker	6 games	May 14	15
Ryan Zuckerman	5 games	May 15	20

- Drew Burress held a 56 game on-base streak from April 28, 2024 - April 19, 2025 - the 5th longest on-base streak in program history, and the longest since 2007.

Longest On-Base Streaks - GT Baseball History

Name	Started	Ended	Streak
Danny Payne	2006	2007	80
Scott Jordan	1984	1985	79
Jason Varitek	1993	1994	65
Mark Teixeira	2000	2001	58
Richard Lewis	2000	2001	56
Drew Burress	April 28, 2024	April 19, 2025	56

- Alex Hernandez held a 34 game on-base streak, reaching base in the first 31 games he played in 2026. It was the longest on-base streak since Burress' 56 game streak across 2024-25.

THE GAUNTLET**Carson Kerce: .389/.473/.688**

- Leads Power 4 & the tournament field with 28 doubles
- Leads the team with 42 extra base hits
- 18th in WAR (4.23) - 3rd best among shortstops behind only Dee Kennedy and Roch Cholowsky
- 1st Team All-ACC Shortstop
- Six game hit streak with at least one hit and one run scored in 12 of 13 games this month
- Seven extra-base hits in his last five games
- Leads the team with 14 games with 3+ hits
- No. 133 in MLB Pipeline's Top 150 Draft prospects

Drew Burress: .366/.478/.660

- The first outfielder in college baseball history to be a 3x Golden Spikes Award semifinalist and one of just three players ever to do so - Anthony Rendon (2009, 2010 & 2011) and Brendan McKay (2015, 2016 & 2017)
- 3x Dick Howser Trophy Semifinalist
- 1st Team All-ACC outfielder
- Holds the program record for most career HRs (58)
- Active D1 leader in career runs scored (228)
- The first player in GT history to wear a "C" on his jersey as permanent team captain
- Holds a 20-game on-base streak
- 1st player in GT history with 3-straight 70-run seasons
- Leads all CF and is 16th nationally in WAR (4.42)
- A two-time 1st Team All-American
- Graduated from Georgia Tech in three years with a degree in Business Administration
- Leads the team with 10 games with at least three runs.
- No. 8 in MLB Pipeline's Top 150 Draft prospects
- When all is said and done, should be considered one of the greatest college baseball players of all time.

Jarren Advincula: .431/.504/.615

- Leads the nation with 103 hits - Tech's first 100 hit player since 2005.
- Has gotten a hit in 53 of 57 games this season and enters the tournament on a 25 game hit streak, the 5th longest in school history.
- His .431 average leads the tournament field & Power 4.
- Golden Spikes Semifinalist
- Dick Howser Trophy Semifinalist
- 1st Team All-ACC 2nd Base
- Ranked the No. 1 2nd Baseman in college baseball by D1 Baseball
- Leads all 2B in WAR (4.54) - 10th nationally
- Leads the team with 35 multi-hit games
- Toughest player to strike out in the ACC (14.9 ABs per K)
- Has reached base in all 57 games this season
- Hitting .473 vs lefties this season as a left handed hitter
- No. 31 in MLB Pipeline's Top 150 Draft prospects

Vahn Lackey: .410/.527/.780

- 2nd in the nation in WAR (5.27)
- Leads the tournament field in on-base percentage
- Leads the tournament field in runs (80)
- 5th in the nation in OPS (1.307) and best among power 4 catchers.
- 8th in the nation in RBI (75)
- Golden Spikes Semifinalist
- Buster Posey Award Semifinalist
- Dick Howser Trophy Semifinalist
- Baseball America Player of the Year Finalist
- 1st Team All-ACC Catcher
- ACC Defensive Player of the Year
- On a career-best 14 game hit streak dating back to April
- Has scored multiple runs in each of last five games (15 runs in last five).
- Four HRs in last four games.
- Leads the team with 36 two-out RBI.
- No. 3 in MLB Pipeline's Top 150 Draft prospects

Ryan Zuckerman: .350/.445/.757

- ACC Tournament MVP
- 1st Team All-ACC 3rd Base
- Leads the team with 23 home runs, tied for the 5th most in a single season in program history and three shy of the record set by Kevin Parada in 2022.
- The 5th most HR in the tournament field
- Leads the team in RBI (76) - the 7th most in the nation and 4th most among tournament field.
- Leads all 3B in WAR (4.82) - 7th nationally
- 15th in the nation in DRS (14.66)

Kent Schmidt: .317/.477/.497

- All Tournament Team: ACC Tournament
- Led the team in RBI in ACC play (36)
- Has hit two grand slams this season at Clemson / vs. Duke
- Won the ACC batting title last season - .397 avg
- Leads the team in walks (48)
- 5th in the tournament field in walks per game: 0.98
- Lauded by coaches for his defense at first base, both in footwork and ability to make picks.

Alex Hernandez: .342/.477/.497

- 2025 ACC Freshman of the Year
- Holds the GT Freshman record for RBI (69)
- Hit two doubles vs. Georgia at Truist Park and vs. UNC in the ACC Championship game
- Led the team with 4 RBI in the ACC Championship game
- No. 136 in MLB Pipeline's Top 150 Draft prospects
- The only Yellow Jacket of the 21st century to record six RBI in an NCAA Tournament game (vs. WKU last season).

Will Baker: .332/.464/.588

- 4th in the ACC in doubles (19) behind Kerce, Burress and UNC's Owen Hull.
- 18 multi-hit games, best on the team outside of Tech's terrifying Top 5 hitters in the lineup
- Reaches base at a .516 clip when leading off an inning, best on the team aside from Burress and Lackey
- Went from unranked in the preseason Top 100 Outfielders all the way up to No. 28 following Week 12.
- Has hit a home run into the Chop House in right field at Truist Park in both of his career games against Georgia, including a go ahead HR this season.
- 22 of his 48 RBI this season have come with two outs.

Parker Brosius: .297/.471/.730

- The only four year player on the offense.
- Graduated from GT on the morning of May 8th and in the 10 games since has an OPS of 1.317, is tied with Lackey for the most HRs on the team (6) & the 2nd most RBI on the team (19)
- Hit a grand slam on Mother's Day - the first of his career - and then hit a go-ahead grand slam in the ACC quarterfinals to put GT ahead of Virginia 11-9 in the 7th inning.
- Always a trusted defender and base runner, post grad Parker has turned into one of the most dangerous bats in an order that can only be described as relentless.

Caleb Daniel: .290/.377/.589

- Nine HR in 124 ABs - a ratio of 13.8 HR/AB, the 4th highest on the team behind only Zuckerman, Lackey and Brosius.
- Batting .500 as a pinch hitters (3-for-6) with two home runs, including a walk-off solo shot in the 8th inning against Auburn to secure the run-rule victory 13-3 (8).
- 2025 Freshman All-American
- Plays a very strong left field, finishing 8th in the nation with 4.2 Outs above average in 2025.

Drew Rogers: .247/.366/.506

- Has the most raw power on the team, capable of jaw dropping HRs & a very strong arm behind the plate
- Next in line for Catcher U, set to take over as Tech's primary catcher after the departure of Lackey in this year's draft.
- Hit a 117 EV HR at Pitt, tied with Burress for the hardest hit HR of the season by a Yellow Jacket

Last Thursday: GT 16 - Virginia 10

- The Jackets matched their season high with six HRs
- The Jackets scored seven runs in the seventh inning, erasing a 5-9 deficit to take a 12-9 lead.
- Tech drove in seven two-out runs, five of those seven two-out RBI game in the seven-run 7th
- Senior Parker Brosius launched his second career grand slam in the seventh inning to put GT in front, 11-9. It was his ninth home run of the year and his sixth in the last eight games. He would go 1-for-4 on the day, tying his career high with five RBI.
- He has matched the longest hit streak of his career, securing a hit in each of his last six games.
- Junior Carson Kerce produced his first-career multi-homer day, going 3-for-5 with a solo shot in the third inning and a solo shot in the seventh, the second of back-to-back home runs with Brosius.
- He has now hit 10 home runs this season, his first career double-digit homer season after hitting a combined six in his freshman and sophomore seasons.
- He drove in four RBI, one shy of his career high and the 7th four RBI game he has produced as a Yellow Jacket.

- Junior Vahn Lackey extended his hitting streak to a career best 12 games, going 2-for-4 with two home runs, three runs scored and three RBI.
- This was his second multi-HR game of the season after also doing so against Stony Brook back on Feb. 20.
- His second home run of the day was also his 80th hit of the season, a new career high.
- He took over the team lead with 72 RBI this year, giving Tech two players with 70 RBI (also Ryan Zuckerman) for the first time since Tristin English (71) and Kyle McCann (70) in 2019.

- Junior Kent Schmidt went 3-for-4 with a home run, a walk, three RBI and two runs scored. It was his sixth game of the season with at least three hits and his 12th game with multiple RBI.
- He launched his 7th HR of the season in the eighth inning, a two-run shot, tying the career total he had from his first two seasons of college baseball (7).

- Junior Jarren Advincula extended his hitting streak to a career best 23 games, tied for the 6th longest in program history and tied for the longest since 2002.

- Junior Drew Burress extended his on-base streak to 18 games with his 21st double of the year.

Last Saturday: GT 9 - Miami 3

- The Jackets hit three home runs, bringing the season total of 123 – a new program record in just 56 games, breaking the previous mark (122) set over 62 games in 2010.

- Junior Ryan Zuckerman delivered his 4th multi-HR game of the season, connecting for two-run blasts in the third and fourth innings. He had previously hit three vs.

Northwestern (March 1), two vs. Georgia Southern (April 14) and two vs. Xavier (May 1). It was his seventh career multi-HR game.

- He finished the day a triple shy of the cycle, going 4-for-5 with two home runs, a double and a single for four RBI and two runs scored.
 - The four hits are his second-most in a game this season after going 5-for-5 with two home runs last month vs. Georgia Southern (April 14).
 - Lackey continued his incredible ACC tournament, going 1-for-3 with a home run, two walks and three runs scored.
 - He hit his two-run homer in the first inning, giving him 18 HRs this year and extending his hitting streak to a career best 13 games.
 - Junior Carson Kerce produced his second three-hit game of the weekend, going 3-for-5 for the second game in a row with a triple and two singles.
 - He leads the team with 42 extra base hits this season (a program record 28 doubles, a team-high four triples and 10 HRs).
 - This was his 14th game with at least three hits this year, the most on the team. He has scored 76 runs this year, 17 more than his career total over his freshman and sophomore seasons.
 - This was his 27th multi-hit game of the season.
 - Junior Jarren Advincula extended his hitting streak to a career best 24 games, tied for the 5th longest in program history and tied for the longest since 2002.
 - Junior Drew Burress extended his on-base streak to 19 games with an infield single. He would come around to score a run as well, his 76th of the season.
- Last Sunday: GT 13 - North Carolina 6**
- The Jackets won their 10th ACC Tournament title and first since 2014.
 - Georgia Tech becomes just the second program with double-digit ACC Tournament championships, along with Clemson (11).
 - Georgia Tech is tied with Florida State for the most ACC Tournament titles since the turn of the century (6).
 - The Yellow Jackets become the first ACC program to win both the regular season and tournament titles in 13 years (North Carolina in 2013).
 - This is the 14th time in conference history a team has won both titles, including four times by GT (2005, 2000, 1987 and now 2026). Each of the last three ACC teams to sweep both championships have gone on to the College World Series (North Carolina, 2013 / Miami, 2008 / Clemson, 2006).
 - Head coach James Ramsey is only the second coach in ACC history to win both the regular season and tournament championships in his first season in the conference (Jack Leggett at Clemson 1994) and the first ACC coach to ever do so in his first season as a head coach.
 - The Jackets improve to 48-9, the best 57-game record in program history, three games better than the previous record (45-12 – 1993).

- The Yellow Jackets have reached 48 wins for only the sixth time in program history, along with 2010, 2006, 2002, 2000, 1994, 1993 and 1987.
- Tech has won last 13 games against ACC opponents, with the last eight victories coming by a combined score of 110-25
- Junior Drew Burress hit his 58th career HR, more home runs than any Yellow Jacket in school history, surpassing Jason Varitek.
- He went 3-for-4 with a home run, a double and a single with an intentional walk, two runs scored and two RBI.
- It was his 22nd double of the season and 61st as a Yellow Jacket, tying him with Luke Murton for the 4th most in program history.
- He has now scored 228 runs in his career, the most of any active DI player and just four away from tying Darren Bragg (1988-91) for the fourth most in program history.
- His 185 career RBI are the 12th most in program history, nine shy of cracking the Top 10.
- Burress holds the GT BBCOR era records for the most runs (228), RBI (185), doubles (61), home runs (58) and total bases (495). He is five bases away from becoming just the fourth Jacket to ever collect 500 total bases – also Andy Bruce (506: 1988-91), Tony Plagman (513: 2007-10) and Jason Varitek (610: 1991-94).
- This was his 29th multi-hit game of the season and his 11th with at least three.
- Junior Ryan Zuckerman delivered his third home run of the tournament, earning himself ACC Tournament MVP honors. It was his 23rd homer of the season, tying him with Kyle McCann (2019) for the 5th most ever hit in a single season.
- He is now three HR away from tying the record, set by Kevin Parada in 2022.
- He finished the day with two hits, going 2-for-5 with a home run, a single, two RBI and two runs scored.
- He brings his season total to 76, the most on the team and tied with Chris Morgan (1984) for the 14th most RBI ever recorded in a single season at Georgia Tech.
- He leads the team with 23 multi-RBI games this season.
- Zuckerman (76) and Lackey (75) are trying to become just the third duo in GT history to drive in 80 RBI in the same season, currently only accomplished by Jason Basil (83) and Mark Teixeira (80) in 2000 and Riccardo Ingram (99) and Mike Fowler (87) in 1987.
- Sophomore Alex Hernandez led the team with four RBI, going 3-for-5 with two doubles. It was his second-career multi-double game after also doing so in GT's 14-4 (7) win over Georgia at Truist Park.
- He recorded at least one RBI in every game of the tournament, bringing his season total to 44.
- Lackey continued his incredible ACC tournament, going 3-for-4 with an RBI and two runs scored, extending his hitting streak to a career best 14 games.
- He leads the team and all of Power 4 with 80 runs this season while giving him sole possession of the 8th most runs scored in a single season by a Yellow Jacket and most since Mark Teixeira set the program record (104) in 2000.
- Junior Jarren Advincula extended his hitting streak to a career best 25 games, the 5th longest in program history and tied for the longest since 2002.
- He has delivered 103 hits this season, tied with Mark Teixeira (2000) for the 8th most in a single season in program history and the most since 2005.
- He has gotten a hit in 40 of his last 41 games dating back to March 10 and 53 of 57 games overall this season.

GAME-WINNING PLAYS

Game-winning plays are ones that give Tech the lead or break a tie en route to win

Game	Play	Inning	Final
BGSU	Daniel - ITP Home Run	3rd	11-5
BGSU	Hernandez - 3-run HR	3rd	27-4
BGSU	Lackey - RBI Single	1st	12-2
at GS	Schmidt - RBI Single	1st	25-1
SBU	Hernandez - 2-run HR	5th	14-5
SBU	Lackey - Solo HR	5th	10-5
SBU	<i>Lackey - RBI Single</i>	10th	6-5
SBU	Burress - Solo HR	1st	21-3
NU	Daniel - Solo HR	2nd	17-3
NU	Baker - 2 RBI single	2nd	13-3
NU	Zuckerman - Solo HR	5th	14-6
at GSU	Baker - SAC Fly	4th	4-1
VT	Schmidt - 2 RBI single	1st	16-1
VT	Lackey - 2-run HR	7th	14-5
UWG	Hernandez - Solo HR	1st	14-0
at CU	Burress - 2-Run HR	3rd	10-0
at CU	Lackey - Solo HR	2nd	9-3
at Pitt	Schmidt - RBI Single	1st	11-9
at Pitt	Schmidt - RBI Double	2nd	12-4
NC State	Advincula - Solo HR	1st	3-1
NC State	Burress - RBI Triple	8th	6-4
NC State	Lackey - RBI groundout	1st	10-0
Auburn	Burress - 2 RBI double	2nd	13-3
at Cal	Advincula - 2 RBI double	1st	17-2
at Cal	Schmidt - RBI FC	1st	7-2
at Cal	Burress - Solo HR	1st	9-3
KSU	Lackey - RBI single	4th	11-4
FSU	Burress - RBI single	6th	4-3
FSU	Hernandez - 2 RBI single	3rd	8-3
FSU	Hernandez - RBI single	5th	17-3
GS	Hernandez - Solo HR	4th	13-9
at UNC	Advincula - RBI Single	3rd	5-2
vs. UGA	Baker - Solo HR	2nd	14-4
WF	Baker - RB double	5th	6-5
WF	Advincula - 2 RBI single	7th	14-11
WF	Lackey - 1 RBI walk	8th	6-5
at KSU	Lackey - RBI single	1st	10-7
Xavier	Baker - 3-Run HR	3rd	7-5
Xavier	Advincula - RBI single	1st	14-6
Duke	Burress - SAC Fly	10th	10-9
Duke	Lackey - RBI Single	1st	15-2
Duke	Schmidt - Grand Slam	1st	14-1
at BC	Lackey - RBI double	1st	9-0
at BC	Advincula - Solo HR	1st	14-1
at BC	Wild Pitch - No RBI	1st	15-2
vs. UVA	Brosius - Grand Slam	7th	16-10
vs. MIA	Lackey - 2-Run HR	1st	9-3
vs. UNC	Burress - 2-Run HR	3rd	13-6

italics indicates Walk-Off hit

CAREER WALK-OFF HITS

Player (Date)	Play	Inning	Final
Parker Brosius (3/8/24 vs. YSU)	2-RBI double	8th	15-5
Parker Brosius (4/2/24 vs. Presbyterian)	RBI bunt single	7th	9-8
Drew Burress (2/15/25 vs. ODU)	Grand Slam	9th	7-3
Alex Hernandez (3/2/25 vs. WMU)	2-run HR	7th	13-3
Drew Burress (4/12/25 vs. Cal)	RB Single	8th	15-5
Kent Schmidt (4/27/25 vs. UVA)	Solo HR	10th	7-6
Will Baker (2/14/26 vs. BGSU)	2-RBI double	7th	12-2
Vahn Lackey (2/21/26 vs. SBU)	1-RBI single	10th	6-5
Will Baker (2/28/26 vs. NU)	SAC Fly	7th	13-3
Jarren Advincula (3/29/26 vs. NCSU)	RBI Single	8th	10-0
Caleb Daniel (3/31/26 vs. Auburn)	Solo HR	8th	13-3
Drew Burress (5/8/26 vs. Duke)	SAC Fly	10th	10-9

GAME-WINNING RBI LEADERS

Player	2026	Career at GT
Drew Burress	8	20
Vahn Lackey	12	14
Alex Hernandez	6	11
Kent Schmidt	6	10
Will Baker	5	8
Jarren Advincula	6	6
Parker Brosius	1	6
Carson Kerce		5
Caleb Daniel	2	5
Tyler Neises		1
Ryan Zuckerman	1	1

JACKETS IN THE POLLS

WEEK	BA	USA	NCBWA	D1	PG
Preseason	4	4	4	5	2
Week 1	4	4	4	5	2
Week 2	4	4	4	5	2
Week 3	4	5	4	5	3
Week 4	4	4	4	4	3
Week 5	3	3	3	3	3
Week 6	3	3	3	3	3
Week 7	3	3	3	3	3
Week 8	3	3	3	3	2
Week 9	2	2	2	2	2
Week 10	4	3	3	3	4
Week 11	4	3	3	3	3
Week 12	4	3	3	3	3
Week 13	3	3	3	3	3
Week 14	2	3	2	3	3
NCAA	No. 2 National Seed				

BA = Baseball America, USA = USA Today,

D1= D1Baseball.com, PG = Perfect Game

N/A = poll not out before release of notes

rv = receiving votes

The Yellow Jackets were the highest ranked team in the conference across four different national preseason top-25 polls: No. 2 (Perfect Game), No. 4 (Baseball America), No. 4 (USA Today Coaches Poll) and No. 5 (D1 Baseball).

The No. 2 preseason ranking was the fourth highest in program history and the highest since 2003 (BA), 2001 and 1994 when the Jackets were preseason No. 1.

Tech earned its highest preseason ranking from Baseball America since 2006 (the last time GT reached the College World Series)

The No. 4 ranking from the Coaches Poll was the highest in that poll since Tech was ranked preseason No. 2 in 2003.

The No. 5 ranking from D1 Baseball was the best Tech has received since the publication began doing preseason rankings in 2014.

The Yellow Jackets are officially a consensus Top 5 team headed into the season. It is the first time Tech has been consensus Top 5 at any time since 2006, the last time the Jackets went to the College World Series.

The Jackets maintained that consensus Top 5 status throughout the course of the season, marking the first time in program history Georgia Tech stayed in the Top 5 every week of an entire season.

Tech earned the No. 2 national seed in the NCAA Tournament, tied with 2005 for its highest seed in school history.

PITCHING

The Matt Taylor Effect

• 2026 is the third year on The Flats for pitching coach Matt Taylor and Director of Pitching Jason Richman.

• Tech pitching held opponents to under five runs in 12 straight games from March 22-April 11, tied with 1921 for the longest streak in program history.

• Last season, the Tech pitching staff improved in just about every statistical category and with 60% of the innings pitched returning for 2026 infused by a very well regarded freshman and transfer class. The Jackets led the ACC in ERA (4.36) and fewest runs allowed (136) in conference play.

• GT pitching finished 2025 with a 4.91 team ERA, its lowest in 6 years (2019 – 4.46) & 4th lowest in the ACC.

• It was the first time Tech has been in the Top 5 of the conference in ERA since 2011.

• The Jackets have struck out at least 500 in every season since the pandemic shortened 2020 campaign – one of only three ACC programs to have done so (also FSU and UNC).

• GT improved its ERA by 1.57 runs from 2024 to 2025, the third largest improvement among Power 4 programs and the largest improvement by any Power 4 team to make a Regional.

• In the 2026 regular season, Tech pitching delivered a 4.66 team ERA, its lowest since 2019.

• GT is striking out opponents at a 10.23 K/9 clip, the 23rd best rate in the nation.

• The Jackets struck out 43 during the series against Xavier, the most combined strikeouts over a three-game series since at least the turn of the century.

• GT pitchers allowed only four walks over the course of the series vs. Duke, the fewest allowed since 2019 (four walks vs. Virginia – March 17-19).

• Tech pitching surrendered five or fewer runs in each of its first eight games for the first time since 2014 and only the second time in the 21st century. This year, Tech is 32-1 when allowing five or fewer runs.

• GT matched a program record with 19 strikeouts at Georgia Southern, the most since 1989 & only the 3rd time it has been accomplished in 131 years of GT baseball

• The Jackets held their opponents to two or fewer runs in each of final last five regular season ACC games.

• Prior to joining the Yellow Jackets, Taylor was the minor league pitching coordinator for the Atlanta Braves after three seasons as the pitching coach at Georgia State.

• On opening weekend, the Jackets recorded 37 strikeouts in 25.0 innings, good enough for a 13.33 K/9 clip, the 23rd best mark in the country and the fifth highest in the ACC.

• Jackson Blakely recorded nine strikeouts in his first career start, the most Ks by any Tech pitcher making career start No. 1 since at least the turn of the century.

• R-freshman Dimitri Angelakos also made his first career start, one week after Blakely against Georgia State, pitching 5.0 scoreless innings with five strikeouts and only two hits allowed. He was perfect through the lineup for the first time, retiring the first nine batters he faced.

• Against NC State, the pitching staff held No. 14 NC State to just 5 runs over three games. The fewest runs allowed in a series against a Top 25 opponent since 2006.

www.RamblinWreck.com

- Against Cal, the pitching held the Golden Bears to just seven runs, allowing for the largest margin of victory in an ACC series since 2011 (33-7).
- In game two, vs. Cal, Tech struck out 13 batters while only walking one - the best strikeout to walk ratio in an ACC game in the Matt Taylor era and the best since 2021.
- In the Cal series, Tech starting pitching did not surrender an earned run in 13.1 innings of work, marking the first time GT starters have posted a 0.00 ERA over an ACC series since at least the turn of the century.
- Tech pitching delivered 11 strikeouts in the ACC quarterfinals vs. Miami. Tech has recorded double digit strikeouts in 24 games this season.
- Jackson Blakely (8-1) and Tate McKee (8-1) become the first pair of Tech starters to deliver eight wins apiece since Connor Thomas and Amos Willingham in 2019. Carson Ballard is sitting on seven wins this season (7-0), Tech has not had three starting pitchers register eight wins in the same season since 2010.
- Blakely holds the third-lowest ERA in the ACC (2.79). He is currently on pace to be the first Tech pitcher with 50+ IP and an ERA under 3.00 since 2016 – Brandon Gold 2.48 ERA over 105.1 IP. The Jackets have won each of Blakely's last 10 starts dating back to March 14.
- McKee is the only pitcher in Division I to have started every series/weekend opening game for the same team in each of the last two seasons. He has started 31 consecutive series/weekend openers for GT, leading the Yellow Jackets to a 25-6 record (.806 win %) in his starts.
- He has 90 strikeouts this season, the 7th most in the ACC.
- The Jackets posted a 4.36 ERA in ACC play, the lowest in the league.

Jackets with a K/9 over 10.00 - 2026

Name	IP	Class	K/9
Jamie Vicens	7.0	Fr	16.71
Adam McKelvey	6.2	So.	14.85
Justin Shadek	26.1	r-So.	14.01
Porter Buursema	20.1	Jr.	12.84
Brett Barfield	22.0	Sr.	12.68
Tate McKee	71.0	Jr	11.41
Jake Lankie	21.0	r-So.	11.14
Kayden Campbell	10.1	Sr.	10.45
Caden Spivey	17.0	Sr.	10.06

Last Thursday: GT 16 - Virginia 10

- Junior Tate McKee made his 31st consecutive series/weekend opening start, the only pitcher in Division I to have started every series opener for the same team in each of the past two regular seasons.
- He would pitch 3.0+ innings before exiting the game with an injury in the top of the fourth. He struck out six batters with three hits and one earned run allowed.
- Tech improves to 25-6 in series openers started by McKee (.806 win %) and have won 16 of the last 18 series openers dating back to last season.

- He has now struck out 234 batters over his GT career, 14 away from cracking the all-time Top 20.
- Over his last three starts, McKee has struck out 26 while walking just three.
- He has delivered 76 strikeouts this season and is the first Tech pitcher to record back-to-back 70 strikeout seasons since Connor Thomas in 2018 & 2019.
- McKee brings his ERA down to 4.06 this season over 71.0 innings of work, the lowest ERA by any Tech pitcher with more than 70.0 innings since big-leaguer Brant Hurter in 2021.
- Senior Brett Barfield struck out three batters in his 21st appearance of the season, entering the fifth inning after Virginia had tied the game.
- He brings his season total to 31 Ks, his 1st career 30 K season.
- Mason Patel pitched 3.0 innings out of the bullpen. While he wasn't his usual dominant self, he managed to keep the game in striking distance for the Tech offense and would get credited with the win, bringing his season record to 4-0.
- Over the last two seasons, Patel has made 34 bullpen appearances, posting a team-high 14 wins and 12 saves.
- R-sophomore Justin Shadek pitched a scoreless top of the ninth to secure the victory.
- It was his 17th appearance of the season, his 15th out of the bullpen, and his ninth without allowing an earned run.

Last Saturday: GT 9 - Miami 3

- GT pitching allowed only one walk, marking the ninth time this season with one or fewer walks allowed. Tech pitching has only surrendered one walk in six of its last 10 games dating back to May 3rd.
- Jackson Blakely pitched yet another gem of a game, pitching 5.0 scoreless innings to allow GT to jump in front, 7-0, before running into trouble and eventually exiting the game in the sixth (5.2 IP).
- This was his 12th start of the season, the second most on the team behind only Tate McKee (15).
- He would strike out three and only walk one through his 5.2 innings, marking his sixth start of the season with one or fewer free passes allowed.
- The Jackets have won each of Blakely's last 10 starts.
- His ERA stands at 2.79 over 61.1 innings, the lowest on the staff.
- He stands at 64 strikeouts this season, the second most on the roster, and 61.1 innings pitched, also the second most, both behind Friday night starter Tate McKee.
- Blakely would get credit for the win, bringing his record to 8-1 for the season, tied with McKee for the most on staff.
- Blakely and McKee become the first pair of Tech starters to deliver eight wins apiece since Connor Thomas and Amos Willingham in 2019. Tomorrow's starting pitcher, Carson Ballard is sitting on seven wins this season (7-0), Tech has not had three starting pitchers register eight wins in the same season since 2010.
- Blakely is currently on pace to be the first Tech pitcher with 50+ IP and an ERA under 3.00 since 2016 – Brandon Gold 2.48 ERA over 105.1 IP.

- R-junior Caden Gaudette made his team-leading 23rd appearance of the season today, pitching 1.1 innings without allowing an earned run.
- He lowers his ERA to a career-best 3.94 this season over 29.2 innings pitched, surpassing his previous career total for appearances from his past two seasons.
- R-freshman Dimitri Angelakos shut the door in the final two innings, entering the game with runners at the corners and nobody out and posting six straight outs, one of which was a SAC fly to allow the inherited runner to score.
- This was his 14th appearance of the season and his 11th out of the bullpen.
- He has been lights out against ACC competition this year, making his fifth in-conference appearance and bringing his ERA down to 1.69 over 10.2 innings of relief with 12 strikeouts.

Last Saturday: GT 13 - North Carolina 6

- R-Junior Carson Ballard delivered his sixth start of the season, and fourth consecutive weekend start. Tech has won all six of his starts this season by an average of eight runs.
- Ballard has now recorded 41 strikeouts this season, his first career 40 K season.
- His ERA stands at 3.46 this season over 41.2 innings, only Jackson Blakely (2.79) has a lower ERA with more innings pitched.
- R-junior Caden Gaudette made his team-leading 24th appearance of the season today, pitching 1.0 innings without allowing an earned run.
- He lowers his ERA to a career-best 3.82 this season over 30.2 innings pitched, surpassing his previous career total for appearances from his past two seasons.
- He would get credit for the win, bringing his record to 6-1 this season, after not recording a win in either of his first two seasons.
- R-sophomore Justin Shadek made his 18th appearance of the season, pitching 2.0 innings with one unearned run allowed with one strikeout and no walks.
- He lowers his ERA to 4.78 over 26.1 innings.
- Shadek has now produced a 0.000 in each of his last five outings, going 6.0 innings with eight strikeouts and just one walk in the month of May.
- Freshman Cooper Underwood produced a scoreless 8th inning out of the bullpen.
- This was his sixth relief appearance this season and his 12th overall. He owns a 0.93 ERA over 9.2 innings out of the bullpen this year, allowing only three hits with 12 strikeouts.
- Mason Patel slammed the door in the ninth inning, recording a strikeout in a scoreless outing. It was his 12th bullpen appearance of the season and his 14th
- He lowers his ERA to 2.92 for the year over 37.0 innings. strikeout.

MISCELLANEOUS
MLB Prospects Top 150 List

- Earlier this week, MLB Pipeline released its Top 150 Prospects list for the 2026 MLB Draft.
- Georgia Tech has five players included in the list, tied with UCLA for the most of any program in the nation as well as being the only program with two Top 10 prospects.

Player	Rank
Vahn Lackey	No. 3
Drew Burress	No. 8
Jarren Advincula	No. 31
Carson Kerce	No. 133
Alex Hernandez	No. 136

- The list includes all prospects eligible for the 2026 MLB Draft, including high school prospects.
- Georgia Tech has only had three first-round picks once in a single season, back in 1994: Nomar Garciaparra (No. 12), Jason Varitek (No. 14) and Jay Payton (No. 29).
- Tech has never had two players drafted in the Top 10 of the same draft in program history.
- Lackey and Burress have the potential of becoming the 6th and 7th Top 10 picks in program history.

Top 10 Draft Picks - GT Program History

Player	Overall	Team	Year
Joey Bart	No. 2	Giants	2018
Kevin Brown	No. 4	Rangers	1986
Matt Wieters	No. 5	Orioles	2007
Mark Teixeira	No. 5	Rangers	2001
Ty Griffin	No. 9	Cubs	1988

D1 BASEBALL POSITION RANKINGS

- Georgia Tech was all over D1 Baseball's annual preseason player rankings. The publication ranked their top 50 players of each position, the top 150 outfielders, top 200 starting pitchers and top 100 relievers.
- Tech was represented on every list including being the only program in the nation with six position players listed in among the top 15 and the only program with eight position players in the top 50 of their respective position group.

D1 BASEBALL PRESEASON POSITION RANKINGS

Player	Position	Rank	ACC Rank
Drew Burress	Outfield	1st	1st
Vahn Lackey	Catcher	2nd	1st
Jarren Advincula	2nd Base	2nd	1st
Alex Hernandez	Outfield	11th	5th
Kent Schmidt	1st Base	13th	4th
Carson Kerce	Shortstop	15th	4th
Ryan Zuckerman	3rd Base	28th	4th
Caleb Daniel	Outfield	41st	11th
Tate McKee	Starting Pitcher	55th	12th
Mason Patel	Starting Pitcher	61st	15th
Justin Shaddek	Relief Pitcher	85th	18th
Charlie Willcox	Starting Pitcher	155th	32nd

- Georgia Tech and TCU were the only programs in the nation with three outfielders listed in the Top 50 of these rankings.
- Tech and LSU were the only programs to have a representative from each infield position listed among the Top 30.
- Tech led the nation with eight players listed among the top 50 in their position, one more than the next closest programs (LSU and TCU) and two more than the next closest ACC rival (North Carolina and Louisville).
- Charlie Willcox was one of four freshman pitchers to earn a spot in the Top 200 for starting pitchers, coming in at No. 155.
- Willcox was also named as the fourth-best freshman in the ACC by D1 Baseball heading into this season.
- The Jackets position players continued to dominate the

midseason position rankings.

- Vahn Lackey and Jarren Advincula were named the best catcher and 2nd baseman in the nation according to the D1 Baseball staff, two of the many improvements across the rankings.

D1 BASEBALL MIDSEASON POSITION RANKINGS

Player	Position	Rank	ACC Rank
Vahn Lackey	Catcher	1st	1st
Jarren Advincula	2nd Base	1st	1st
Carson Kerce	Shortstop	6th	2nd
Drew Burress	Outfield	8th	3rd
Ryan Zuckerman	3rd Base	8th	2nd
Alex Hernandez	Outfield	11th	5th
Kent Schmidt	1st Base	32nd	8th
Will Baker	Outfield	46th	13th
Caleb Daniel	Outfield	53rd	16th

- After Week 12, they released another set of position rankings, giving Georgia Tech the best catcher, 2nd baseman, 3rd baseman, shortstop of outfielder in the ACC.

D1 BASEBALL WEEK 12 POSITION RANKINGS

Player	Position	Rank	ACC Rank
Jarren Advincula	2nd Base	1st	1st
Drew Burress	Outfield	2nd	1st
Vahn Lackey	Catcher	2nd	1st
Carson Kerce	Shortstop	4th	1st
Ryan Zuckerman	3rd Base	4th	1st
Kent Schmidt	1st Base	24th	7th
Will Baker	Outfield	28th	11th
Alex Hernandez	Outfield	38th	15th

D1 BASEBALL POSITION RANKINGS MOVEMENT

Player	Position	PS Rank	MS Rank	W12 Rank
Jarren Advincula	2nd Base	2nd	1st	1st
Vahn Lackey	Catcher	2nd	1st	2nd
Drew Burress	Outfield	1st	8th	2nd
Carson Kerce	Shortstop	15th	6th	4th
Ryan Zuckerman	3rd Base	28th	8th	4th
Alex Hernandez	Outfield	11th	11th	38th
Kent Schmidt	1st Base	13th	32nd	24th
Will Baker	Outfield	NR	46th	28th
Caleb Daniel	Outfield	41st	53rd	NR

Jim Poole Number - Carson Ballard

Georgia Tech baseball continues the legacy of former Yellow Jacket standout and Major League Baseball relief pitcher Jim Poole, who passed away from ALS in October of 2023, by designating a student-athlete each year to wear his No. 21 jersey. The student-athlete selected must exemplify Poole's characteristics both on and off the field.

This year, r-junior RHP Carson Ballard (Alpharetta, Ga./Wesleyan HS) becomes the fourth Yellow Jacket to earn the honor, continuing the tradition begun by Jack Rubenstein in 2023, Ben King in 2024 and John Giesler last season.

"Carson Ballard is the epitome of what it means to be a student-athlete at Georgia Tech," head coach James Ramsey said. "He has been a mainstay on the ACC Academic Honor Roll as both a Biomedical Engineering major and a trusted arm for us over his three years with our program. He embodies the kind of dedication and love for Georgia Tech, both in the classroom and on the mound, that made Jim Poole such a beloved Tech Man. He has heard Jim's legacy preached since he stepped on campus. Not only about what a great pitcher he was and the incredible MLB career he enjoyed, but the husband, father, coach and advisor that Jim was and the life after baseball that he earned through the hard work that he put in while in White & Gold. That work ethic is perfectly reflected in Carson. Beginning as a walk-on and working his way to becoming a focal point of our 2025 ACC regular season championship roster and now, becoming a scholarship player on a 2026 team that has hopes of being one of the very best to represent this incredible Institution. The No. 21 has a deserved venerable legacy here and Carson is the perfect player, leader and engineer to continue this tradition into 2026."

Ballard will wear No. 21, having shown a longstanding commitment to Poole's ideals – self-determination, a strong academic work ethic, and high moral fiber on and off the field. He is a three-time member of the ACC Academic Honor Roll, a

two-time Academic All-ACC honoree and a member of the 2024 CSC Academic All-District Team. He is currently pursuing a degree in Biomedical Engineering.

On the diamond, Ballard is entering his fourth season as one of the more reliable arms on the Tech pitching staff that has shown dramatic improvements from his freshman season to now. He has made 30 appearances including seven starts over his two years on the active roster, collecting three wins and a 5.07 ERA, with 64 strikeouts over 71.0 innings pitched. He was leaned on most when the lights were brightest, pitching a team-high 14.2 innings against SEC competition last year and delivering 13 strikeouts and a .226 opponent's batting average over those appearances with a 4.30 ERA. He introduced a knuckleball into his arsenal last season, throwing it with great effect down the stretch, including heavily relying on it during his 4.0 innings of work in an elimination game at the Oxford Regional.

"It's an incredible honor and privilege to wear No. 21 this year," Ballard said. "I hear all the time about the legacy Jim Poole left behind at Tech. Not just as a player, but as a person who impacted so many people on and off the field. He's someone I strive to be more like every day. I'll do everything I can to honor him and his family and to wear his number with pride."

ABOUT JIM POOLE

Poole arrived on The Flats in 1985 and had an immediate impact, as Georgia Tech baseball would win the first of four-straight ACC Tournament Championships. During his four years, he pitched in 120 games and struck out 263 batters in 188 innings. He still ranks first in the Tech record book with 22 career saves, including 10 as a junior and nine as a senior. He was named all-ACC his last two seasons. Poole would be enshrined into the Georgia Tech Sports Hall of Fame just nine years later in 1997.

A stellar worker in the classroom, Poole elected not to turn professional after being selected in the 34th round of the 1987 MLB Draft by the LA Dodgers, and returned to Georgia Tech for his senior year, recording a 2.03 ERA and 113 strikeouts in only 71 innings. Once again, the LA Dodgers would call his name in the 1988 MLB Draft, this time taking him in the ninth round. He would return to graduate from the Institute with a degree in electrical engineering in 1990.

Poole played 11 years in the major leagues, predominantly with the Baltimore Orioles, Cleveland Indians, and San Francisco Giants. In 431 games played, he finished with 22 victories and a 4.31 ERA, as well as 256 strikeouts and four saves. He helped pitch Cleveland to two American League Championship Series (1995, 1998), making it to the 1995 World Series where he would face the Atlanta Braves.

Following his retirement at the end of the 2000 season, Poole returned to Georgia Tech to join the Alexander-Tharpe Fund as a fundraiser and supporter of the baseball program. He then began serving as the pitching coach at Johns Creek High School in 2010, teaching many young men about pitching mechanics, while also conveying his personal pitching philosophy.

He later joined the business world as a Personal Wealth Advisor for the Baseball Division of BIP Wealth.

After being diagnosed with ALS in 2021, Poole worked tirelessly to raise awareness for the disease. In addition to serving on MLB ALS boards, he also worked with Georgia Tech, who together hosted an ALS Awareness Day during the 2022 baseball season, with Tech wearing Jim Poole shirts and both teams wearing honorary wristbands. Professional players also wore the shirt. Tech later designated the number 21 each year to be worn by a student-athlete who exemplify Poole's ideals – self-determination, a strong academic work ethic, and high moral fiber on and off the field.

MISCELLANEOUS
ATOP THE CONFERENCE

• Georgia Tech baseball ranks among the most prolific winners in ACC history.

MOST ACC TOURNAMENT TITLES, SINCE 2000

	Titles	Years
Georgia Tech	6	2000, 2003, 2005, 2012, 2014, 2026
Florida State	6	2002, 2004, 2010, 2015, 2017, 2018
North Carolina	5	2007, 2013, 2019, 2022, 2025
Clemson	3	2006, 2016, 2023
Duke	2	2021, 2024
Virginia	2	2009, 2011

MOST ACC REGULAR-SEASON, DIVISIONAL TITLES SINCE 1994

	Titles	Regular-Season Years (Divisional)
Florida State	14	1996, 1998, 1999, 2001, 2002, 2003 (2007, 2008, 2009, 2010*, 2011, 2012, 2013, 2014)
Georgia Tech	9	1997, 2000, 2004, 2005 (2011, 2019, 2021), 2025, 2026
North Carolina	8	(2006, 2007, 2009, 2012, 2013, 2017, 2018, 2024)
Clemson	6	1994, 1995 (2006, 2010*, 2018, 2024)
Louisville	5	(2015, 2016, 2017, 2019, 2022)
Miami	4	(2008, 2014, 2015, 2016)

GEORGIA TECH'S MOST COMMON OPPONENTS

	Games	First Meeting	Series Record
Georgia	391	1898	UGA leads 220-169-2
Auburn	250	1897	AU leads 131-114-5
Clemson	249	1902	CU leads 125-121-3
Mercer	178	1897	GT leads 120-58
North Carolina	162	1901	GT leads 85-77
Virginia	154	1924	GT leads 82-70-2
NC State	146	1921	GT leads 84-62
Ga. Southern	145	1947	GT leads 113-32
Duke	142	1903	GT leads 101-41
Florida State	135	1959	FSU leads 81-54

• Tech extended its winning streak against Georgia Southern to eight games in a row, dating back to 2022, with an 25-1 win in Statesboro earlier this year. GT set a new record when it hung 25-runs on Georgia Southern - the most in the 144 game history of the series, while also tying the program record with 19 strikeouts from the pitching staff.

• The Jackets traveled to Berkely for the first time ever this season. They are 10-0 against California schools since they joined the ACC in 2025, becoming the first team from east of the Rocky Mountains to sweep a three-game series, at Stanford, in the history of Stanford baseball (since 1892) last season.


2026 ACC PRESEASON POLL

1. Georgia Tech (7)	237
2. North Carolina (6)	236
3. Florida State (1)	221
4. Louisville	196
5. Clemson (2)	185
6. NC State	169
7. Virginia	165
8. Miami	159
9. Wake Forest	145
10. Stanford	99
11. Virginia Tech	89
12. Notre Dame	87
13. Duke	67
14 Pitt	45
15. California	41
16. Boston College	35

Georgia Tech was named 2026 Atlantic Coast Conference Baseball preseason favorites by the league's 16 head coaches for the first time since 2004.

2026 ACC STANDINGS

Team	ACC	Overall
Georgia Tech	25-5	48-9
<i>North Carolina*</i>	<i>22-8</i>	<i>45-11-1</i>
<i>Florida State</i>	<i>19-11</i>	<i>38-17</i>
<i>Boston College</i>	<i>17-13</i>	<i>39-23</i>
Miami*	16-14	38-18
<i>Wake Forest</i>	<i>16-14</i>	<i>38-19</i>
<i>Virginia Tech</i>	<i>15-15</i>	<i>30-24</i>
Virginia*	14-16	36-21
<i>NC State</i>	<i>14-16</i>	<i>32-22</i>
Notre Dame	13-17	31-22
Louisville	13-17	30-27
Stanford	13-17	28-26
<i>California</i>	<i>12-18</i>	<i>29-26</i>
<i>Pitt</i>	<i>11-19</i>	<i>33-24</i>
<i>Clemson</i>	<i>10-20</i>	<i>31-26</i>
<i>Duke</i>	<i>10-20</i>	<i>26-31</i>

Italics indicates opponents GT played

** indicates opponents GT played in the ACC Tournament*

Head coach James Ramsey is only the second coach in ACC history to win both the regular season and tournament championships in his first season in the conference (Jack Leggett at Clemson 1994) and the first ACC coach to ever do so in his first season as a head coach.

2026 HONORS
DREW BURRESS

Preseason 1st Team All-American (Perfect Game)
 Preseason 1st Team All-American (D1 Baseball)
 Preseason 1st Team All-American (Baseball America)
 Preseason 1st Team All-American (NCBWA)
 Golden Spikes Award (Watch List)
 Preseason ACC Player of the Year (D1 Baseball)
 Preseason ACC Player of the Year (Baseball America)
 ACC Player of the Week (April 27)
 Perfect Game National Player of the Week (May 12)
 Golden Spikes Semifinalist
 Dick Howser Semifinalist
 1st Team All-ACC

VAHN LACKEY

Preseason 1st Team All-American (Perfect Game)
 Preseason 2nd Team All-American (D1 Baseball)
 Preseason 2nd Team All-American (Baseball America)
 Preseason 2nd Team All-American (NCBWA)
 Golden Spikes Award (Watch List)
 Buster Posey Award (Watch List)
 ACC Player of the Week (March 16)
 Buster Posey Catcher of the Week (March 17)
 Perfect Game National Player of the Week (March 17)
 Golden Spikes Semifinalist
 1st Team All-ACC
 ACC Defensive Player of the Year
 Buster Posey Award Semifinalist
 ACC Player of the Week (May 18)

JARREN ADVINCULA

Preseason 2nd Team All-American (Perfect Game)
 Preseason 2nd Team All-American (D1 Baseball)
 Preseason 2nd Team All-American (Baseball America)
 Preseason 2nd Team All-American (NCBWA)
 Golden Spikes Award (Watch List)
 Perfect Game National Player of the Week (April 28)
 Golden Spikes Semifinalist
 Dick Howser Semifinalist
 1st Team All-ACC

CARSON KERCE

Brooks Wallace Award Watch List
 ACC Player of the Week (April 13)
 Brooks Wallace Award semifinalist
 1st Team All-ACC

RYAN ZUCKERMAN

1st Team All-ACC

TATE MCKEE

2nd Team All-ACC
 ACC Pitcher of the Week (May 18)
 College Baseball Foundation National Pitcher of the Week (May 19)

ALEX HERNANDEZ

Preseason 3rd Team All-American (Perfect Game)
 Preseason 3rd Team All-American (NCBWA)

MASON PATEL

Preseason 1st Team All-American (NCBWA)
 No. 61 Starting Pitcher (D1 Baseball)
 Stopper of the Year Midseason Watch List

DYLAN LOY

Pitcher of the Year Award Watch List

2026 MLB #PROJACKETS

Joey Bart, C	Pirates
Brant Hurter, RHP	Tigers
Chandler Simpson, OF	Rays

LET'S BRAG ABOUT BURRESS - THE MOST IMPRESSIVE CAREER OF THE BBCOR ERA

GEORGIA TECH'S TRIPLE CROWN WINNERS

"The definition of a college baseball superstar. On the same tier as Adley Rutschman and Dylan Crews. One of the great, no-brainer superstar players that will have that kind of transcendent career."

- Aaron Fitt, D1Baseball

- Burress hit 25 home runs his freshman season, one shy of the Georgia Tech program record (set by Kevin Parada in 2022) and two shy of the NCAA freshman home run record set by Tommy White (NC State) in 2022 as well. He hit 26 homers in 2024 but one was not official, since the game was called off for rain before enough innings were played.

- His freshman year, Burress became the 1st Yellow Jacket to ever slug over .800 with at least 200 at bats. His .821 slugging percentage led all Division I freshman and was 6th overall among those with 200+ ABs.

"What Burress lacks in size, he makes up for with impact on both sides of the ball." It's explosive bat speed from the right side of the plate with an affinity for hammering fastballs routinely.

- Tyler Jennings, Just Baseball

- Not only did Burress turn heads with his bat but he also set the Georgia Tech record for the most assists by an outfielder in a single season, gunning down 10 runners from his spot in center field in 2024

- In 2025, he was the only player from a Power 4 conference with at least 60 RBI (62), 20 doubles (23), 50 walks (53), 15 HR (19) and 70 runs (77).

- Last season, he led the ACC in extra base hits (43) and doubles (23) while finishing 2nd in the conference in home runs (19) and runs (77).

- He became the fastest Yellow Jacket in program history to reach 30 career home runs – doing so in just 73 games, a full 20 games faster than the previous record holder, Kevin Parada.

"Few hitters in the country combine his level of consistency with true, game-changing power... He is the best statistical producer returning to college baseball right now. Period."

- Jacob Rudner, Baseball America

- This season, Burress becomes the first Yellow Jacket to ever wear a "C" on his jersey as the team's permanent captain.

- He is a staple on nearly all of the active career leaderboards for offense in Division I, coming into the postseason with the most runs scored of any active Division I player (228), the 2nd most total bases (494), the 3rd most home runs (58), the 4th highest slugging percentage (.722), the 5th most doubles (60) and the 5th most walks (156). His HR total is the most among non-seniors in DI.

- He has landed himself on the program leaderboard in HRs (1st – 58), slugging % (2nd – .722), total bases (4th – 494), doubles (5th – 60), runs (5th – 228), RBI (12th – 185) and batting average (17th – .360).

- He is the 1st outfielder in college baseball history to be a 3x Golden Spikes Semifinalist and just the 3rd player ever to do so: also Anthony Rendon (Rice: 2009-11) and Brendan McKay (Louisville: 2015-17)

- He is 1 extra base hit away from becoming the only Power 4 player in the 21st century to record three-consecutive 40 XBH seasons and just the second overall (DJ Peterson, New Mexico: 2011-13).

Year	Player	HR	RBI	AVG
1958	Earl Moore	4	15	.287
1959	Roger Kaiser	4	32	.373
1960	George Inman	7	24	.360
1968	Ted Tomasovich	5	38	.381
1975	Frank Turner	2	30	.376
1991	Andy Bruce	22	96	.345
1992	<i>Jason Varitek</i>	11	52	.406
1993	<i>Jason Varitek</i>	22	72	.404
1994	Jay Payton	20	102	.434
1997	Mark Fischer	24	98	.354
1999	<i>Mark Teixeira</i>	13	65	.387
2016	Matt Gonzalez	11	54	.378
2024	Drew Burress	25	67	.381

italics indicates member of College Baseball Hall of Fame

MOST CAREER HOME RUNS - GT HISTORY

Rank	Player	HRs	Years
1.	Drew Burress	58	2024-
2.	Jason Varitek	57	1991-94
3.	J.J. Thomas	56	1995-97
4.	Tony Plagman	55	2007-10
5.	Andy Bruce	52	1988-91

ACTIVE NCAA D1 CAREER SLUGGING % LEADERS

Rank	Player	School	Class	Slug %
1	Jake Bennett	DBU	Sr.	.757
2	Myles Bailey	Florida State	So.	.734
3	Hunter Ray	FSU	So.	.730
4	Drew Burress	Georgia Tech	Jr.	.722
5	Tague Davis	Louisville	So.	.713

* minimum of 200 career ABs

ACTIVE NCAA D1 CAREER HOME RUN LEADERS

Rank	Player	School	Class	HR
1	Grayson Fitzwater	VMI	Sr.	62
2	Ty Dalley	Clemson	Sr.	60
3	Drew Burress	Georgia Tech	Jr.	58
4	Zack Stewart	Arkansas	Sr.	57
5	Justin Journette	Norfolk State	Sr.	56

ACTIVE NCAA D1 CAREER RUNS LEADERS

Rank	Player	School	Class	R
1	Drew Burress	Georgia Tech	Jr.	228
2	Noah Sullivan	Mississippi St.	Sr.	221
	Matthew Bucciero	Fairfield	Sr.	216
4	Blake Barthol	Coastal Carolina	Sr.	209
5	Luke Costello	Wake Forest	So.	198

ACTIVE NCAA D1 CAREER DOUBLES LEADERS

Rank	Player	School	Class	2B
1	Josh Pyne	Troy	Sr.	78
2	Taeg Gollert	Missouri State	Sr.	72
3	Jordan Jaffe	Liberty	Sr.	63
	Dylan Carey	Nebraska	Sr.	63
5	Drew Burress	Georgia Tech	Jr.	60

RECORD BREAKDOWN

	ACC	Overall
Overall	25-5	48-9
Home	14-1	30-4
Road	11-4	13-5
Neutral	0-0	5-0
Day Games	12-4	25-7
Night Games (6 p.m. or later)	13-1	23-2
Yellow Jackets Score First	18-1	31-3
Opponent Scores First	7-4	17-6
Yellow Jackets Score in 1st inning	19-1	31-3
Walk-off Victories	2-0	6-0
As a Ranked Team (All Polls)	25-5	48-9
Vs. Ranked Team (All Polls)	12-3	15-4
Vs. LHP (starter)	8-1	15-2
Vs. RHP (starter)	17-4	33-7
Yellow Jacket Starter 6+ IP	6-0	6-0
Yellow Jacket Starter 7+ IP	3-0	3-0
Yellow Jacket Starter 8+ IP	0-0	0-0
Hitting A Home Run	17-4	39-7
Not Hitting A Home Run	5-1	6-2
Out Hit Opponent	22-0	43-1
Get Out Hit By Opponent	3-5	3-7
Equal Number of Hits	0-0	2-1
February	0-0	10-1
March	9-3	13-4
April	10-2	14-2
May	6-0	11-2
June	0-0	0-0
Monday	0-0	0-0
Tuesday	0-0	8-3
Wednesday	0-0	0-0
Thursday	4-0	5-0
Friday	9-1	13-2
Saturday	7-3	13-3
Sunday	5-1	9-1
One-Run Games	4-0	5-0
Two-Run Games	3-0	4-0
Three-Run Games	2-2	4-3
Four+ Run Games	16-4	35-6
Leading After 6	22-0	41-1
Trailing After 6	1-4	3-7
Tied After 6	2-1	2-1
Leading After 7	23-0	45-1
Trailing After 7	0-5	0-8
Tied After 7	2-0	3-0
Leading After 8	15-0	30-1
Trailing After 8	0-4	0-7
Tied After 8	1-0	2-0
Shutouts	2-0	3-0
Extra Innings	1-0	2-1
Score 0-5 Runs	3-2	4-5
Score 6-9 Runs	8-3	11-4
Score 10+ Runs	14-0	33-0
Allow 0-5 Runs	22-1	39-1
Allow 6+ Runs	3-4	9-8
Commit 0 Errors	13-3	21-4
Commit 1 Error	7-1	17-2
Commit 2+ Errors	5-1	10-3



A NEW ERA OF TECH BASEBALL

- **James Ramsey** became the 13th Head Coach in Georgia Tech baseball history this past summer, taking over for the legendary Danny Hall, who retired at the end of his 32nd season on The Flats.
- This is Ramsey's first season as head coach but his 8th year at Georgia Tech, after being associate head coach and recruiting coordinator for the past five seasons and an assistant coach for the two years prior to that.
- He has signed four Top 5 ranked recruiting classes and coached 22 All-ACC, 7 All-American, 5 Freshman All-American, 5 All-ACC, 2 ACC Freshmen of the Year hitters including one National Freshman of the Year (Drew Burress).
- He has coached 17 draft picks on the offensive side and three semifinalists for both the Golden Spikes Award (Kevin Parada, Drew Burress and Kyle Lodise) and the Dick Howser Award (Kyle McCann, Kevin Parada and Drew Burress).
- Ramsey is the first ACC Player of the Year to ever become an ACC Head Coach
- He was an ABCA National Player of the Year at Florida State, where he led his team to the College World Series twice - 2010 & 2012

STOP...RAMMER TIME

- Since Ramsey took over the Georgia Tech offense in 2019, the Yellow Jackets have been among the very best in the vaunted Atlantic Coast Conference.

	GT (2019-Pres.)	ACC Rank
Batting Average	.314	1st
Runs Scored	3,549	1st
On-base+Slugging	.939	1st
On-Base %	.416	1st
Slugging %	.523	1st
Hits	4,674	1st
Doubles	944	1st
Total Bases	7,831	1st
SAC Flies	236	1st
Triples	99	2nd
RBI	3,274	2nd
Home Runs	672	2nd

- James Ramsey is only the second coach in ACC history to win both the regular season and tournament championships in his first season in the conference (Jack Leggett at Clemson 1994) and the first ACC coach to ever do so in his first season as a head coach.
- Ramsey was named ACC Coach of the Year, becoming the first coach to ever win the award in his first season as a Head Coach.

1st Year Tech Skippers

	1st Season Record	Conference Record
Coach Todd (1900-01)	3-4 (.428)	N/A
Sammy Strang (1902)	5-8 (.385)	N/A
Coach Irving (1903)	9-9 (.500)	N/A
John Heisman (1904-17)	15-7 (.682)	N/A
Joe Bean (1918-20)	10-7 (.588)	N/A
Kid Clay (1921-31)	18-4-1 (.804)	N/A
Bobby Dodd (1932-1939)	4-11-2 (.294)	N/A
Roy Mundorff (1940-45)	5-10-1 (.344)	5-9-1 (.367) (SEC)
Joe Pittard (1946-61)	10-2 (.833)	N/A
Jim Luck (1962-81)	8-16 (.333)	6-11 (.353) (SEC)
Jim Morris (1982-93)	29-20 (.592)	6-8 (.429) (ACC)
Danny Hall (1994-2025)	50-17 (.746)	16-8 (.667) (ACC)
James Ramsey (2026-)	48-9 (.842)	25-5 (.833) (ACC)

1994 included Tech's first trip to the College World Series which ended in a 2nd place finish

TEAM GAME HIGHS

INDIVIDUAL GAME HIGHS

Batting	
At bats.....	51 - at Georgia Southern (Feb 17)
Runs scored.....	27 - vs Bowling Green (Feb 14 - Game 1)
Hits.....	26 - at Georgia Southern (Feb 17)
RBI's.....	25 - vs Bowling Green (Feb 14 - Game 1)
Doubles.....	6 - vs Bowling Green (Feb 14 - Game 1)
.....	6 - at Georgia Southern (Feb 17)
.....	6 - vs. Northwestern (Feb. 27)
Triples.....	2 - vs Stony Brook (Feb 22)
.....	2 - at No. 23 Boston College (May 16)
Home runs.....	6 - vs. Virginia Tech (March 7)
.....	6 - vs. Georgia Southern (April 14)
.....	6 - vs. Virginia (May 21 - ACC Quarterfinals)
Total bases.....	40 - at Georgia Southern (Feb 17)
.....	40 - vs. Georgia Southern (April 14)
Walks.....	15 - vs Bowling Green (Feb 14 - Game 1)
Strikeouts.....	16 - at No. 4 Auburn (March 17)
Sac hits.....	1 - 8x last vs Miami (May 23 - ACC Semifinals)
Sac flies.....	4 - vs Bowling Green (Feb 14 - Game 1)
Stolen bases.....	6 - vs Duke (May 9)
Hit by pitch.....	5 - vs Bowling Green (Feb 13)
Caught stealing.....	1, 6x - last vs Miami (May 23 - ACC Semifinals)
Runners LOB.....	15 - vs Bowling Green (Feb 14 - Game 1)
Hit into DP.....	3 - at No. 3 North Carolina (April 18)
.....	3 - vs Duke (May 10)
Fielding	
Putouts.....	30 - 3x, last 6 vs Duke (May 8)
Assists.....	16 - vs. Georgia Southern (April 14)
Errors.....	3 - vs Bowling Green (Feb 13)
.....	3 - vs Georgia State (Feb. 24)
.....	3 - at No. 23 Boston College (May 16)
Passed balls.....	1 - 7x, last vs. Virginia (May 21 - ACC Quarterfinals)
DPs turned.....	2 - vs Bowling Green (Feb 13)
.....	2 - vs Stony Brook (Feb 21)
.....	2 - at No. 8 Clemson (March 12)
.....	2 - at No. 8 Clemson (March 13)
.....	2 - at No. 3 North Carolina (April 17)
Pitching	
Innings pitched.....	10.0 - 3x, last 6 vs Duke (May 8)
Runs allowed.....	14 - at Pitt (March 21)
.....	14 - at No. 3 North Carolina (April 18)
Earned runs.....	14 - at Pitt (March 21)
.....	14 - at No. 3 North Carolina (April 18)
Walks allowed.....	10 - at Pitt (March 20)
Strikeouts.....	19 - at Georgia Southern (Feb 17)
Hits allowed.....	14 - vs. Virginia Tech (March 8)
.....	14 - at No. 8 Clemson (March 14)
.....	14 - vs. Virginia (May 21 - ACC Quarterfinals)
Doubles allowed.....	4 - vs Bowling Green (Feb 14 - Game 1)
.....	4 - vs. Virginia Tech (March 8)
Triples allowed.....	1 - vs. No. 5 Florida State (April 11)
Homers allowed.....	5 - vs Wake Forest (April 25)
Wild pitches.....	2 - vs Stony Brook (Feb 20)
Hit batters.....	3 - 4x last vs. Georgia Southern (April 14)
Bold indicates program record	
<i>Italics indicates BBCOR era record</i>	

Batting	
At bats:.....	6 - Jarren Advincula at Pitt (March 21)
.....	6 - Carson Kerce vs. Wake Forest (April 25)
.....	6 - Carson Kerce at Kennesaw State (April 28)
.....	6 - Drew Burress at Kennesaw State (April 28)
.....	6 - Carson Kerce vs. Duke (May 8)
.....	6 - Carson Kerce at No. 23 Boston College (May 15)
Runs scored:.....	4 - 7x, last Vahn Lackey at No. 23 BC (May 16)
Hits:.....	5 - Ryan Zuckerman vs. Ga. Southern (April 14)
.....	5 - Jarren Advincula vs. Wake Forest (April 25)
RBI's:.....	6 - Jarren Advincula vs. Wake Forest (April 25)
.....	6 - Drew Rogers vs Stony Brook (Feb. 22)
.....	6 - Alex Hernandez vs Bowling Green (Feb. 14 - Game 1)
.....	6 - Caleb Daniel vs. Bowling Green (Feb 13)
Doubles:.....	2 - 15x last Alex Hernandez vs UNC (May 24 - ACC Final)
Triples:.....	1 - 15x, last Carson Kerce vs Miami (May 23 - ACC Semifinals)
Home runs:.....	3 - Ryan Zuckerman vs. Northwestern (March 1)
Total bases:.....	12 - Ryan Zuckerman vs. Northwestern (March 1)
Walks:.....	3 - 9x last Ryan Zuckerman vs. Duke (May 10)
Strikeouts:.....	4 - Alex Hernandez vs. No. 14 NC State (March 28)
Sac hits:.....	1 - 8x last Jarren Advincula vs Miami (May 23 - ACC SF)
Sac flies:.....	1 - 27x last Vahn Lackey at No. 23 Boston College (May 16)
Stolen bases:.....	2 - 12x last
.....	Vahn Lackey & Ryan Zuckerman at No. 23 BC (May 16)
Hit by pitch:.....	2 - Drew Rogers vs. Bowling Green (Feb. 14 - Game 2)
.....	2 - Drew Rogers vs. Northwestern (Feb. 28)
.....	2 - Drew Burress at Pitt (March 20)
.....	2 - Parker Brosius vs. No. 14 NC State (March 27)
.....	2 - Jarren Advincula vs. Wake Forest (April 24)
.....	2 - Vahn Lackey at No. 23 Boston College (May 16)
Caught stealing:.....	1 - 6x last Jarren Advincula vs Miami (May 23)
Runners LOB:.....	6 - 4x. last Drew Rogers at Kennesaw State (April 28)
Fielding	
Putouts:.....	15 - Drew Rogers vs. Stony Brook (Feb. 20 - Game 1)
Assists:.....	6 - Carson Kerce vs. Bowling Green (Feb 13)
.....	6 - Carson Kerce at No. 8 Clemson (March 13)
Errors:.....	2 - Cade Brown vs. Stony Brook (Feb. 22)
.....	2 - Carson Kerce at Cal (April 3)
Passed balls:.....	1 - 7x last Vahn Lackey vs. Virginia (May 21)
Pitching	
Innings pitched:.....	7.1 - Tate McKee vs. No. 14 NC State (March 27)
Runs allowed:.....	7 - Porter Buursema at No. 3 North Carolina (April 18)
Earned runs:.....	7 - Porter Buursema at No. 3 North Carolina (April 18))
Walks allowed:.....	5 - Tate McKee at No. 8 Clemson (March 12)
.....	5 - Tate McKee at Pitt (March 20)
Strikeouts:.....	14 - Tate McKee at No. 23 Boston College (May 14)
Hits allowed:.....	9 - Dylan Loy vs. Northwestern (Feb 28)
Doubles allowed:.....	3 - Mason Patel vs. Stony Brook (Feb 21)
.....	3 - Jackson Blakely at No. 8 Clemson (March 14)
Triples allowed:.....	1 - Jackson Blakely vs No. 5 Florida State (April 11)
Homers allowed:.....	3 - 4x, last Tate McKee vs Duke (May 8)
Wild pitches:.....	2 - Tate McKee vs. Stony Brook (Feb 20 - Game 1)
Hit batters:.....	3 - Jackson Blakely at No. 8 Clemson (March 14)

KILL SHOT INNINGS

- A "killshot inning" consists of an inning in which a team scores 2+ runs while holding the opponent scoreless.
- Last season, across college baseball, the team with more "killshot" innings went onto win the game 92% of the time.
- The Jackets have delivered 111 kill shot innings this season - the most in the nation (1.95/game) - No other team has recorded as many as 92.

OPPONENT	DATE	INNING(S)	INNING SCORE	SCORE BEFORE INNING	SCORE AFTER INNING	FINAL
Bowling Green	2/13	3rd & 6th	2-0 & 3-0	0-0 & 5-1	2-0 & 8-1	11-5
Bowling Green	2/14	3rd, 4th, 6th & 7th	11-0, 5-0 6-0 & 4-0	0-2, 11-2, 16-2, 22-2	11-2, 16-2, 22-2, 26-2	27-4
Bowling Green	2/14	3rd, 5th & 7th	4-0, 3-0 & 2-0	2-0, 6-2 & 10-2	6-0, 9-2 & 12-2	12-2 (7)
at Georgia Southern	2/17	2nd, 3rd, 5th, 6th & 7th	7-0, 5-0, 2-0, 2-0 & 8-0	1-0, 8-0, 13-0, 15-0 & 17-0	8-0, 13-0, 15-0, 17-0 & 25-0	25-1
Stony Brook	2/20	2nd	2-0	0-0	2-0	14-5
Stony Brook	2/20	5th	5-0	5-5	10-5	10-5
Stony Brook	2/21	1st & 6th	2-0 & 2-0	0-0 & 2-5	2-0 & 4-5	6-5 (10)
Stony Brook	2/22	1st, 2nd, 3rd & 5th	7-0, 4-0, 3-0 & 4-0	0-0, 7-0, 11-0 & 14-0	7-0, 11-0, 14-0 & 18-0	21-3 (7)
Georgia State	2/24	1st	2-0	0-0	2-0	4-9 - Loss
Northwestern	2/27	2nd & 4th	7-0 & 5-0	2-2 & 10-2	9-2 & 15-2	17-3 (7)
Northwestern	2/28	1st, 3rd & 5th	3-0, 5-0 & 2-0	0-0, 5-3 & 10-3	3-0, 10-3 & 12-3	13-3 (7)
Northwestern	3/1	4th, 7th & 8th	3-0, 3-0 & 5-0	2-4, 6-5 & 9-5	5-4, 9-5 & 14-5	14-6
vs. Georgia State	3/3	4th	2-0	0-0	2-0	4-1
Virginia Tech	3/6	1st, 3rd & 5th	8-0, 5-0 & 2-0	0-0, 8-1 & 13-1	8-0, 13-1 & 15-1	16-1 (7)
Virginia Tech	3/7	7th	8-0	5-5	13-5	14-5
Virginia Tech	3/8	2nd & 5th	2-0 & 2-0	0-2 & 4-3	2-2 & 6-3	6-9 - Loss
West Georgia	3/10	2nd, 3rd & 6th	4-0, 5-0 & 3-0	1-0, 5-0 & 11-0	5-0, 9-0 & 14-0	14-0
at Clemson	3/12	3rd & 5th	4-0 & 5-0	0-0 & 4-0	4-0 & 9-0	10-0 (7)
at Clemson	3/13	7th	4-0	4-2	8-2	9-3
at Pitt	3/20	1st	4-0	0-0	4-0	11-9
at Pitt	3/22	2nd, 4th & 6th	2-0, 2-0 & 6-0	0-0, 2-0 & 4-0	2-0, 4-0 & 10-0	12-4 (7)
NC State	3/27	1st	2-0	0-0	2-0	3-1
NC State	3/28	1st & 5th	2-0 & 2-0	0-0 & 2-3	2-0 & 4-3	6-4
NC State	3/29	3rd, 6th & 8th	2-0, 4-0 & 3-0	1-0, 3-0 & 7-0	3-0, 7-0 & 10-0	10-0 (8)
Auburn	3/31	4th, 5th & 7th	2-0, 2-0 & 2-0	6-3, 8-3 & 10-3	8-3, 10-3 & 12-3	13-3 (8)
at Cal	4/2	1st, 3rd & 4th	9-0, 3-0 & 2-0	0-0, 9-0 & 12-0	9-0, 12-0 & 14-0	17-2 (7)
at Cal	4/3	1st & 3rd	4-0 & 3-0	0-0 & 4-0	4-0 & 7-0	7-2
at Cal	4/4	3rd & 6th	3-0 & 5-0	1-0 & 4-0	4-0 & 9-0	9-3
Kennesaw State	4/7	4th & 5th	3-0 & 5-0	1-3 & 4-3	4-3 & 9-3	11-4
Florida State	4/9	6th	3-0	1-3	4-3	4-3
Florida State	4/10	3rd & 8th	4-0 & 4-0	0-1 & 4-2	4-1 & 8-2	8-3
Florida State	4/11	6th	10-0	7-3	17-3	17-3
Georgia Southern	4/14	5th & 6th	2-0 & 2-0	6-5 & 8-5	8-5 & 10-5	13-9
at North Carolina	4/18	5th	2-0	1-10	3-10	4-14 (8)
Georgia	4/21	2nd, 3rd & 6th	2-0, 3-0 & 2-0	2-2, 4-2 & 12-4	4-2, 7-2 & 14-4	14-4 (7)
Wake Forest	4/24	5th	4-0	1-4	5-4	6-5
Wake Forest	4/25	5th, 6th & 7th	2-0, 4-0 & 5-0	3-11, 5-11 & 9-11	5-11, 9-11 & 14-11	14-11
at Kennesaw State	4/28	1st, 4th & 6th	5-0, 3-0 & 2-0	0-0, 5-4 & 8-6	5-0, 8-4 & 10-6	10-7
Xavier	5/2	3rd	5-0	0-1	5-1	7-5
Xavier	5/3	1st, 5th, 7th & 8th	6-0, 2-0, 2-0 & 2-0	0-0, 8-2, 10-6 & 12-6	6-0, 10-2, 12-6 & 14-6	14-6
Duke	5/8	4th	4-0	1-1	5-1	10-9 (10)
Duke	5/9	3rd & 5th	3-0 & 2-0	1-0 & 13-1	4-0 & 15-1	15-2 (7)
Duke	5/10	3rd, 5th & 6th	2-0, 3-0 & 4-0	5-1, 7-1 & 10-1	7-1, 10-1 & 14-1	14-1 (7)
Mercer	5/12	6th & 7th	2-0 & 5-0	2-12, 4-12	4-12, 9-12	9-12 - Loss
at BC	5/14	3rd, 4th & 6th	2-0, 2-0 & 2-0	1-0, 3-0 & 6-0	3-0, 6-0 & 8-9	9-0
at BC	5/15	7th, 8th & 9th	3-0, 3-0 & 5-0	3-1, 6-1 & 9-1	6-1, 9-1 & 14-1	14-1
at BC	5/16	3rd, 4th & 7th	2-0, 3-0 & 4-0	5-2, 7-2 & 11-2	7-2, 10-2 & 15-2	15-2 (7)
Miami - ACC SF	5/23	1st, 3rd & 4th	2-0, 2-0 & 2-0	0-0, 2-0 & 4-0	2-0, 4-0 & 6-0	9-3
UNC - ACC Final	5/24	3rd, 6th & 8th	5-0, 2-0 & 2-0	1-1, 6-5 & 11-6	6-1, 8-5 & 13-6	13-6

BIG INNINGS BREAKDOWN

- With the most potent offense in the BBCOR era, Tech is always primed for hanging up crooked numbers in 2026.
- Tech has delivered 5+ runs in 38 innings so far this year, with much of the damage done with two outs, below is a breakdown...

OPPONENT	DATE	INNING	RUNS	H	2B	3B	HR	2 Out RBI	BB	SCORE BEFORE INNING	SCORE AFTER INNING	FINAL
Bowling Green	2/14	3rd	11	7	1	0	1	8	5	0-2	11-2	27-4
Bowling Green	2/14	4th	5	3	0	0	0	3*	2	11-2	16-2	27-4
Bowling Green	2/14	6th	6	5	1	0	0	0	1	16-2	22-2	27-4
at Georgia Southern	2/17	2nd	7	4	2	0	0	7*	2	1-0	8-0	25-1
at Georgia Southern	2/17	3rd	5	3	1	0	1	4*	2	8-0	13-0	25-1
at Georgia Southern	2/17	7th	8	10	1	1	1	8*	0	17-0	25-0	25-1
Stony Brook	2/20	6th	6	3	1	0	0	5*	5	7-5	13-5	14-5
Stony Brook	2/20	2nd	5	5	2	1	1	0	0	0-3	5-3	10-5 (7)
Stony Brook	2/20	5th	5	5	2	0	1	0	1	5-5	10-5	10-5 (7)
Stony Brook	2/22	1st	7	5	0	1	1	3	3	0-0	7-0	21-3 (7)
Northwestern	2/27	2nd	7	6	4	0	1	5	3	2-2	9-2	17-3 (7)
Northwestern	2/27	4th	5	5	2	0	2	4	0	10-2	15-2	17-3 (7)
Northwestern	2/28	3rd	5	3	1	0	1	0	1	5-3	10-3	13-3 (7)
Northwestern	3/1	8th	5	4	0	0	2	5*	1	9-5	14-5	14-6
Virginia Tech	3/6	1st	8	6	1	0	0	0	5	0-0	8-0	16-1 (7)
Virginia Tech	3/6	3rd	5	3	0	0	0	4*	4	8-1	13-1	16-1 (7)
Virginia Tech	3/7	7th	8	8	0	0	4	2	2	5-5	13-5	14-5
West Georgia	3/10	3rd	5	5	1	0	0	4*	2	5-0	10-0	14-0 (7)
at Clemson	3/12	5th	5	4	0	0	1	0	0	4-0	9-0	10-0 (7)
at Pitt	3/22	6th	6	4	2	0	0	2	2	4-0	10-0	12-4 (7)
Auburn	3/31	2nd	6	4	1	0	2	4	2	0-3	6-3	13-3 (8)
at Cal	4/2	1st	9	6	4	0	0	2	4	0-0	9-0	17-2 (7)
at Cal	4/4	6th	5	5	0	1	0	5*	1	4-0	9-0	9-3
Kennesaw State	4/7	5th	5	5	1	0	2	3	1	4-3	9-3	11-4
Florida State	4/11	5th	5	6	2	0	0	3	0	2-3	7-3	17-3
Florida State	4/11	6th	10	7	1	0	3	8	3	7-3	17-3	17-3
Georgia	4/21	5th	5	5	1	0	1	0	2	7-4	12-4	14-4 (7)
Wake Forest	4/25	7th	5	6	2	0	0	0	1	9-11	14-11	14-11
at Kennesaw State	4/28	1st	5	6	2	0	0	1	0	0-0	5-0	10-7
Xavier	5/2	3rd	5	4	0	0	2	3	0	0-1	5-1	7-5
Xavier	5/3	1st	6	7	2	0	0	3	0	0-0	6-0	14-6
Duke	5/9	4th	9	4	1	0	3	0	5	4-0	13-1	15-2 (7)
Duke	5/10	1st	5	5	0	0	1	4	0	0-1	5-1	14-1
Mercer	5/12	7th	5	4	2	0	1	0	2	4-12	9-12	9-12
at Boston College	5/15	9th	5	3	2	0	0	0	3	9-1	14-1	14-1
at Boston College	5/16	1st	5	5	1	1	0	0	1	0-0	5-0	15-2 (7)
vs Virginia - ACC QF	5/21	7th	7	5	1	0	2	5	2	5-9	12-9	16-10
vs UNC - ACC Final	5/24	3rd	5	5	1	0	1	0	1	1-1	6-1	13-6

* indicates all RBI that inning came with two-outs

STARTERS

STARTING PITCHERS GAME-BY-GAME

STARTING PITCHER RECORDS

PITCHER	Starts	Record	GT Career Record
Tate McKee	15	8-1	20-9
Jackson Blakely	12	8-1	7-1
Carson Ballard	6	3-0	5-2
Cooper Underwood	6	1-0	1-0
Dylan Loy	5	1-1	1-1
Porter Bursema	4	0-1	0-1
Dimitri Angelakos	3	1-1	1-1
Mason Patel	2	1-0	14-5
Justin Shadek	2	0-0	0-0
Charlie Willcox	1	0-0	0-0
Jake Lankie	1	0-1	0-1

Last season, Tech set a program record, going 37 games without recording a loss from a starting pitcher.

This season, it took until the 20th game for a Tech pitcher to get saddled with a loss, when Jackson Blakely saw his inherited runners score for a total of 6 earned runs over his outing.

At Cal, Tech starters did not allow an earned run in any of the three starts, spanning 13.1 innings. It was the first time Tech starters had delivered a 0.00 ERA over an ACC series since at least the turn of the century.

Underwood became the first true freshman to start on opening weekend since 2022.

Blakely recorded nine strikeouts in his first career start, vs. Georgia State on Feb. 24 - it was the most strikeouts by any Tech pitcher in their first career start since at least the turn of the century

Angelakos was excellent in his first career start, pitching 5.0 innings with 2 hits, five strikeouts and zero walks, becoming the first Tech pitcher to throw 5.0 scoreless innings in his first career start since Carson Ballard, against Georgia State back in 2024.

At Boston College, all three starters recorded wins, marking the first time that's happened over a three-game series against a Power 4 opponent since 2020 vs. Ohio State.

PITCHER	DATE	OPPONENT	DEC.	IP	H	R	ER	BB	SO	NP	SCORE W/LEFT	FINAL
Tate McKee	2/13	Bowling Green	W	5.0	3	1	1	1	6	86	5-1	11-5
Mason Patel	2/14	Bowling Green	W	5.0	5	2	2	2	7	96	16-2	27-4
Cooper Underwood	2/14	Bowling Green	ND	3.2	4	2	2	2	4	66	6-2	12-2 (7)
Dylan Loy	2/17	at Ga. Southern	ND	2.0	1	0	0	0	6	35	13-0	25-1
Tate McKee	2/20	Stony Brook	ND	4.0	3	2	2	3	6	82	3-2	14-5
Justin Shadek	2/20	Stony Brook	ND	2.0	2	3	1	1	2	38	5-3	10-5 (7)
Mason Patel	2/21	Stony Brook	ND	3.1	8	5	5	1	1	48	2-5	6-5 (10)
Cooper Underwood	2/22	Stony Brook	W	4.0	0	0	0	2	4	50	14-0	21-3 (7)
Jackson Blakely	2/24	Georgia State	ND	4.0	3	0	0	2	9	74	2-0	4-9
Tate McKee	2/27	Northwestern	W	4.1	6	3	3	2	3	86	15-3	17-3 (7)
Dylan Loy	2/28	Northwestern	W	4.0	9	3	3	0	4	81	10-3	13-3 (7)
Cooper Underwood	3/1	Northwestern	ND	0.1	3	4	4	0	0	26	0-4	14-6
Dimitri Angelakos	3/3	vs Georgia State	W	5.0	2	0	0	0	5	65	2-0	4-1
Tate McKee	3/6	Virginia Tech	ND	3.0	4	1	1	2	3	67	8-1	16-1 (7)
Dylan Loy	3/7	Virginia Tech	ND	4.2	6	5	1	1	3	86	2-5	14-5
Cooper Underwood	3/8	Virginia Tech	ND	2.1	2	2	2	3	2	54	2-2	6-9
Dimitri Angelakos	3/10	West Georgia	ND	3.1	2	0	0	0	2	38	10-0	14-0
Tate McKee	3/12	at Clemson	W	6.0	1	0	0	5	7	99	9-0	10-0(7)
Dylan Loy	3/13	at Clemson	ND	4.1	5	2	2	1	1	75	4-2	9-3
Jackson Blakely	3/14	at Clemson	L	4.1	7	6	6	1	3	78	5-6	7-13
Dimitri Angelakos	3/17	at Auburn	L	1.1	5	4	4	1	1	39	1-4	2-9
Tate McKee	3/20	at Pitt	ND	4.0	6	6	6	5	6	98	11-6	11-9
Dylan Loy	3/21	at Pitt	L	1.0	4	5	5	1	1	29	3-5	9-14
Jackson Blakely	3/22	at Pitt	W	4.0	2	0	0	2	5	75	4-0	12-4
Tate McKee	3/27	NC State	W	7.1	4	1	1	4	3	99	3-1	3-1
Porter Bursema	3/28	NC State	ND	2.1	5	3	3	4	2	66	2-3	6-4
Jackson Blakely	3/29	NC State	W	7.0	4	0	0	1	3	96	7-0	10-0 (8)
Cooper Underwood	3/31	Auburn	ND	1.2	4	3	3	2	1	42	0-3	13-3 (8)
Tate McKee	4/2	at Cal	W	4.0	3	0	0	1	4	65	17-0	17-2 (7)
Porter Bursema	4/3	at Cal	ND	4.0	2	1	0	1	6	65	7-0	7-2
Jackson Blakely	4/4	at Cal	W	5.1	2	0	0	0	6	74	9-0	9-3
Charlie Willcox	4/7	Kennesaw State	ND	1.0	3	3	3	1	0	23	0-3	11-4
Tate McKee	4/9	Florida State	W	6.0	4	3	3	2	7	94	4-3	4-3
Porter Bursema	4/10	Florida State	ND	4.0	3	1	1	1	7	66	4-1	8-3
Jackson Blakely	4/11	Florida State	W	5.0	6	3	3	1	5	86	7-3	17-3
Cooper Underwood	4/14	Georgia Southern	ND	1.0	3	4	4	1	2	29	2-4	13-9
Tate McKee	4/17	at North Carolina	L	2.1	7	5	4	1	3	76	0-5	2-5
Porter Bursema	4/18	at North Carolina	L	2.0	3	7	7	4	2	60	0-7	4-14 (8)
Jackson Blakely	4/19	at North Carolina	ND	2.2	4	2	2	3	3	71	4-2	5-2
Carson Ballard	4/21	vs. Georgia	W	4.1	8	4	4	2	5	83	7-4	14-4 (7)
Tate McKee	4/24	Wake Forest	W	5.0	6	4	3	2	8	98	5-4	6-5
Justin Shadek	4/25	Wake Forest	ND	0.1	2	5	5	2	1	24	0-5	14-11
Jackson Blakely	4/26	Wake Forest	ND	4.0	4	4	3	2	2	73	4-4	6-5
Carson Ballard	4/28	at Kennesaw State	ND	1.0	1	0	0	1	0	20	5-0	10-7
Tate McKee	5/1	Xavier	ND	5.0	4	3	2	3	8	93	4-3	4-8 (10)
Carson Ballard	5/2	Xavier	ND	4.0	5	1	1	2	5	80	5-1	7-5
Jackson Blakely	5/3	Xavier	ND	4.0	3	2	2	0	6	74	8-2	14-6
Tate McKee	5/8	Duke	ND	5.0	7	6	5	0	6	83	7-3	10-9 (10)
Carson Ballard	5/9	Duke	W	5.0	3	1	1	0	4	72	15-1	15-2 (7)
Jackson Blakely	5/10	Duke	W	5.1	3	1	0	2	7	78	10-1	14-1 (7)
Jake Lankie	5/12	Mercer	L	1.2	3	4	4	3	2	36	0-4	9-12
Tate McKee	5/14	at Boston College	W	7.0	1	0	0	1	14	98	8-0	9-0
Carson Ballard	5/15	at Boston College	W	6.0	2	1	1	1	4	93	3-1	14-1
Jackson Blakely	5/16	at Boston College	W	5.0	5	2	1	3	5	102	10-2	15-2 (7)
Tate McKee	5/21	vs Virginia	ND	3.0	3	1	1	2	6	65	1-0	16-10
Jackson Blakely	5/23	vs Miami	W	5.2	7	2	2	1	3	93	7-2	9-3
Carson Ballard	5/24	vs. North Carolina	ND	3.2	5	3	3	2	2	55	6-3	13-6

BULLPEN GAME-BY-GAME

OPPONENT	DATE	W-L-S	PITCHERS	INN.	IP	H	R-ER	BB-SO
Bowling Green	Feb. 13	0-0-0	Loy, Willcox, Gaudette, Vicens	6th	4.0	6	4-2	5-7
Bowling Green	Feb. 14	0-0-0	McKelvey, Buursema, Angelakos	6th	4.0	3	2-2	2-9
Bowling Green	Feb. 14	1-0-0	Campbell (W), Shadek, Spivey	4th	3.1	0	0-0	2-4
at Ga. Southern	Feb. 17	1-0-0	Ballard, Blakely (W), McKelvey, Barfield, Lankie	3rd	7.0	5	1-0	1-13
Stony Brook	Feb. 20	1-0-0	Gaudette, Campbell (W), Lankie, Angelakos	5th	5.0	6	3-3	0-8
Stony Brook	Feb. 20	1-0-0	Spivey, McKelvey, Barfield (W), Vicens	3rd	5.0	5	2-2	4-6
Stony Brook	Feb. 21	1-0-0	Loy, Ballard (W)	4th	6.2	0	0-0	2-6
Stony Brook	Feb. 22	0-0-0	Bursema, Willcox	5th	3.0	3	3-2	1-2
Georgia State	Feb. 24	0-1-0	Campbell (L), Spivey, Vicens, Ballard, Angelakos, Gaudette	5th	5.0	9	9-8	1-4
Northwestern	Feb. 27	0-0-0	Gaudette, Buursema	5th	2.2	1	0-0	1-3
Northwestern	Feb. 28	0-0-1	Lankie (S)	5th	3.0	1	0-0	1-4
Northwestern	March 1	1-0-0	Gaudette, Shadek (W), Spivey, Barfield, Campbell	1st	8.2	7	2-2	4-11
vs Georgia State	March 3	0-0-1	Willcox, Spivey (S)	6th	4.0	2	1-1	2-2
Virginia Tech	March 6	1-0-0	Ballard (W), Campbell	4th	4.0	1	0-0	1-6
Virginia Tech	March 7	1-0-0	Blakely, Gaudette (W), Barfield, Vicens	5th	4.1	5	0-0	2-5
Virginia Tech	March 8	0-1-0	Gaudette, Spivey, Lankie, Buursema (L), Shadek, Campbell	3rd	6.2	12	7-7	4-11
West Georgia	March 10	1-0-0	McKelvey (W), Willcox, Buursema	4th	3.2	0	0-0	2-6
at Clemson	March 12	0-0-0	Lankie	7th	1.0	1	0-0	0-0
at Clemson	March 13	1-0-0	Patel (W), Gaudette, Ballard	5th	4.2	4	1-1	2-4
at Clemson	March 14	0-0-0	McKelvey, Spivey, Vicens, Underwood, Barfield, Shadek, Campbell, Willcox	5th	4.2	7	7-5	8-3
at Auburn	March 17	0-0-0	Lankie, Barfield, Gaudette, Campbell, Ballard, Shadek	2nd	6.2	6	5-5	5-8
at Pitt	March 20	1-0-1	McKelvey (W), Gaudette, Patel (S)	5th	4.0	2	3-3	5-4
at Pitt	March 21	0-0-0	Ballard, Willcox, Buursema, Vicens, Barfield	2nd	7.0	7	9-9	7-7
at Pitt	March 22	0-0-0	Barfield, Lankie, Shadek	5th	3.0	4	4-4	2-5
NC State	March 27	0-0-1	Patel (S)	8th	1.2	1	0-0	0-2
NC State	March 28	1-0-1	Loy, Gaudette (W), Barfield (S)	3rd	6.2	4	1-1	2-6
NC State	March 29	0-0-0	Shadek	8th	1.0	0	0-0	0-3
Auburn	March 31	1-0-0	Lankie, Campbell, Loy, Barfield, Willcox, Ballard, Spivey	2nd	6.1	2	0-0	2-7
at Cal	April 2	0-0-0	McKelvey, Angelakos	5th	3.0	3	2-2	3-3
at Cal	April 3	1-0-0	Barfield, Lankie, Spivey, Willcox	5th	5.0	3	1-0	0-7
at Cal	April 4	0-0-0	Gaudette, Shadek, Patel	6th	3.2	5	3-3	2-4
Kennesaw State	April 7	1-0-0	Loy, Ballard (W), Barfield, Spivey, Vicens, Angelakos	2nd	8.0	4	1-1	1-12
Florida State	April 9	0-0-1	Patel (S)	7th	3.0	3	0-0	0-0
Florida State	April 10	1-0-1	Gaudette (W), Loy (S)	5th	5.0	4	2-2	2-6
Florida State	April 11	0-0-0	Lankie, Barfield	6th	2.0	0	0-0	2-3
Georgia Southern	April 14	1-0-0	Ballard, Barfield, Lankie, Shadek, Spivey, Gaudette, Angelakos	2nd	8.0	10	5-4	4-9
at North Carolina	April 17	0-0-0	Shadek, Barfield, Gaudette, Vicens, Loy	3rd	5.2	4	0-0	2-8
at North Carolina	April 18	0-0-0	Loy, McKelvey, Angelakos, Campbell, Willcox	3rd	5.2	7	7-7	8-5
at North Carolina	April 19	1-0-1	Gaudette (W), Patel (S)	3rd	6.1	4	0-0	2-3
vs. Georgia	April 21	0-0-0	Lankie, Barfield	5th	2.2	2	0-0	0-4
Wake Forest	April 24	0-0-1	Barfield, Patel (S)	6th	4.0	3	1-1	2-4
Wake Forest	April 25	1-0-0	Lankie, Campbell, Angelakos, Underwood (W)	1st	8.2	9	6-6	4-11
Wake Forest	April 26	1-0-1	Barfield, Loy (W), Gaudette (S)	5th	5.0	3	1-1	2-4
at Kennesaw St	April 28	1-0-1	Vicens, Spivey (W), Shadek, Patel (S)	2nd	8.0	6	7-7	3-8
Xavier	May 1	0-1-0	Loy, Gaudette (L)	6th	5.0	6	5-5	2-7
Xavier	May 2	1-0-0	Barfield (W), Lankie, Underwood	5th	5.0	7	4-4	1-9
Xavier	May 3	1-0-0	Angelakos, Gaudette (W), Loy, Campbell, Shadek	5th	5.0	4	4-4	1-8
Duke	May 8	1-0-0	Gaudette, Patel (W)	6th	5.0	5	3-2	1-7
Duke	May 9	0-0-0	Lankie, Campbell	6th	2.0	3	1-1	1-3
Duke	May 10	0-0-0	Gaudette, Underwood	6th	1.2	0	0-0	0-1
Mercer	May 12	0-0-0	Loy, Barfield, Shadek, Spivey, Gaudette	2nd	7.1	8	8-7	3-10
at Boston College	May 14	0-0-0	Angelakos	8th	2.0	0	0-0	0-4
at Boston College	May 15	0-0-1	Patel (S)	7th	3.0	3	0-0	0-2
at Boston College	May 16	0-0-0	Underwood, Shadek	6th	2.0	0	0-0	2-2
vs Virginia	May 21	1-0-0	Loy, Barfield, Patel (W), Shadek	4th	6.0	11	9-9	4-5
vs Miami	May 23	0-0-0	Gaudette, Campbell, Angelakos	6th	3.1	2	1-1	0-1
vs North Carolina	May 24	1-0-0	Barfield, Gaudette (W), Shadek, Underwood, Patel	4th	5.1	3	3-2	4-5

• The GT bullpen owns a 4.31 ERA for the season

2026 Season Summary

(As of May 28, 2026)

Georgia Tech Season Summary

Record: 48-9 Home: 30-4 Away: 14-5 Neutral: 4-0 Conference: 25-5
 Extra Inn: 2-1 Vs. Ranked: 14-4

DATE	OPPONENT	SCORE	PLAYER	AVG	SLUG	OBP	GP	AB	R	H	2B	3B	HR	RBI	BB	K	SB	CS	E
02-13	Bowling Green	W 11-5	ADVINCULA, Jarren	.431	.615	.504	57	239	69	103	13	2	9	63	29	16	16	2	3
02-14	Bowling Green	W 27-4	LACKEY, Vahn	.410	.780	.527	57	205	80	84	16	3	18	75	47	35	14	1	3
02-14	Bowling Green	W 12-2	KERCE, Carson	.389	.688	.473	57	221	65	86	28	4	10	47	29	34	2	0	8
02-17	at Georgia Southern	W 25-1	BURRESS, Drew	.366	.660	.478	57	238	78	87	22	3	14	56	45	40	10	4	3
02-20	Stony Brook	W 14-5	ZUCKERMAN, Ryan	.350	.757	.445	57	214	66	75	16	1	23	76	35	79	6	0	7
02-20	Stony Brook	W 10-5	HERNANDEZ, Alex	.342	.532	.464	51	190	54	65	9	0	9	44	40	55	2	0	2
02-22	Stony Brook	W 21-3	BAKER, Will	.332	.588	.464	56	187	60	62	19	1	9	48	44	33	2	0	2
02-24	Georgia State	L 4-9	SCHMIDT, Kent	.317	.497	.477	49	161	47	51	8	0	7	49	48	37	4	0	4
02-27	Northwestern	W 17-3	BROSIUS, Parker	.297	.730	.471	49	74	19	22	5	0	9	37	22	17	4	0	1
02-28	Northwestern	W 13-3	DANIEL, Caleb	.290	.589	.377	47	124	31	36	10	0	9	27	14	40	0	0	0
03-01	Northwestern	W 14-6	-----																
03-03	at Georgia St.	W 4-1	NEISES, Tyler	.667	.667	.800	4	3	2	2	0	0	0	0	2	1	0	0	0
03-06*	Virginia Tech	W 16-1	COUPET, Nathanael	.500	.750	.533	13	12	6	6	0	0	1	9	1	5	0	0	0
03-07*	Virginia Tech	W 14-5	DEE, Michael	.500	.500	.600	7	4	3	2	0	0	0	1	1	2	0	0	0
03-08*	Virginia Tech	L 6-9	HARTWELL, Judson	.500	.500	.600	4	4	2	2	0	0	0	1	1	0	0	0	0
03-10	West Georgia	W 14-0	STEPHENSON, Dominic	.500	1.000	.667	5	4	2	2	0	1	0	3	1	2	0	0	0
03-12*	at Clemson	W 10-0	BROWN, Cade	.273	.273	.429	10	11	3	3	0	0	0	1	2	4	0	0	2
03-13*	at Clemson	W 9-3	LEWIS, Coleman	.261	.391	.370	13	23	6	6	0	0	1	4	4	9	0	0	0
03-14*	at Clemson	L 7-13	ROGERS, Drew	.247	.506	.366	33	77	23	19	2	0	6	24	7	29	0	0	4
03-17	at Auburn	L 2-9	-----																
03-20*	at Pitt	W 11-9	Totals	.358	.636	.469		1991	616	713	148	15	125	565	372	438	60	7	48
03-21*	at Pitt	L 9-14	Opponents	.246	.412	.342		1821	274	448	83	2	72	262	220	544	51	15	68
03-22*	at Pitt	W 12-4	LOB - Team (484), Opp (415). DPs turned - Team (29), Opp (51). CI - Team (0), Opp (0). IBB - Team (7): LACKEY, Vahn (2)																
03-27*	NC State	W 3-1	;BURRESS, Drew (2); ZUCKERMAN, Ryan (1); ADVINCULA, Jarren (1); BAKER, Will (1). Picked off - Team (5): BURRESS, Drew (2)																
03-28*	NC State	W 6-4	;SCHMIDT, Kent (1); LACKEY, Vahn (1); KERCE, Carson (1).																
03-29*	NC State	W 10-0	-----																
03-31	Auburn	W 13-3	PLAYER	ERA	W-L	APP	GS	CG	SHO	SV	IP	H	R	ER	BB	K	AVG	HR	
04-02*	at California	W 17-2	BLAKELY, Jackson	2.79	8-1	14	12	0	1	0	61.1	56	22	19	18	64	.239	6	
04-03*	at California	W 7-2	PATEL, Mason	2.92	4-0	14	2	0	0	7	37.0	37	12	12	12	28	.272	0	
04-04*	at California	W 9-3	BALLARD, Carson	3.46	7-0	16	6	0	0	0	41.2	42	18	16	15	41	.264	5	
04-07	Kennesaw State	W 11-4	ANGELAKOS, Dimitri	3.81	1-1	14	3	0	2	0	28.1	23	12	12	4	25	.219	6	
04-09*	Florida St.	W 4-3	MCKEE, Tate	4.06	8-1	15	15	0	2	0	71.0	62	36	32	34	90	.231	16	
04-10*	Florida St.	W 8-3	LOY, Dylan	4.46	3-1	18	5	0	0	1	42.1	41	26	21	15	47	.247	11	
04-11*	Florida St.	W 17-3	SHADEK, Justin	4.78	1-0	18	2	0	1	0	26.1	23	19	14	16	41	.232	3	
04-14	Georgia Southern	W 13-9	BUURSEMA, Porter	6.20	0-2	10	4	0	1	0	20.1	15	15	14	19	29	.208	2	
04-17*	at North Carolina	L 2-5	UNDERWOOD, Cooper	6.35	2-0	12	6	0	0	0	22.2	19	16	16	15	25	.241	3	
04-18*	at North Carolina	L 4-14	LANKIE, Jake	6.86	0-1	16	1	0	1	1	21.0	31	18	16	9	26	.333	4	
04-19*	at North Carolina	W 5-2	WILLCOX, Charlie	10.38	0-0	10	1	0	1	0	13.0	21	17	15	9	13	.339	1	
04-21-	vs. Georgia	W 14-4	-----																
04-24*	Wake Forest	W 6-5	GAUDETTE, Caden	3.82	6-1	24	0	0	0	1	30.2	20	14	13	9	29	.183	5	
04-25*	Wake Forest	W 14-11	BARFIELD, Brett	4.91	3-0	22	0	0	0	1	22.0	20	12	12	9	31	.230	4	
04-26*	Wake Forest	W 6-5	SPIVEY, Caden	6.88	1-0	13	0	0	0	1	17.0	15	13	13	13	19	.238	2	
04-28	at Kennesaw St.	W 10-7	CAMPBELL, Kayden	6.97	2-1	14	0	0	0	0	10.1	12	8	8	7	12	.300	1	
05-01+	Xavier	L 4-8	MCKELVEY, Adam	9.45	2-0	8	0	0	1	0	6.2	6	7	7	7	11	.250	2	
05-02	Xavier	W 7-5	VICENS, Jamie	10.29	0-0	9	0	0	0	0	7.0	5	9	8	9	13	.200	1	
05-03	Xavier	W 14-6	Totals	4.66	48-9	57	0	4	12		478.2	448	274	248	220	544	.246	72	
05-08**	Duke	W 10-9	Opponents	11.17	9-48	57	0	0	5		452.0	713	616	561	372	438	.358	125	
05-09*	Duke	W 15-2	PB - Team(7): LACKEY, Vahn (5); ROGERS, Drew (2), Opp (9). Pickoffs - Team(11): UNDERWOOD, Cooper (2); MCKEE, Tate (2); SPIVEY, Caden (1); BALLARD, Carson (1); PATEL, Mason (1); LOY, Dylan (1); ANGELAKOS, Dimitri (1); BUURSEMA, Porter (1), Opp (5). SBA/ATT - LACKEY, Vahn (30-36); ROGERS, Drew (21-30); BLAKELY, Jackson (2-2); VICENS, James (2-2); WILLCOX, Charlie (1-1); SHADEK, Justin (1-1); ANGELAKOS, Dimitri (1-1).																
05-10*	Duke	W 14-1	-----																
05-12	Mercer	L 9-12	-----																
05-14*	at Boston College	W 9-0	-----																
05-15*	at Boston College	W 14-1	-----																
05-16*	at Boston College	W 15-2	-----																
05-21-^	vs. Virginia	W 16-10	-----																
05-23-^	vs. Miami FL	W 9-3	-----																
05-24-^	vs. North Carolina	W 13-6	-----																

* Conf Game; - Neutral Site; + Extra Innings; ^ Postseason; (F) Forfeit

SCORE BY INNINGS	1	2	3	4	5	6	7	8	9	EX	TOTAL
Georgia Tech	93	63	100	64	89	88	73	38	6	2	616
Opponents	52	48	13	29	52	23	29	16	8	4	274

Overall Stats

Georgia Tech Overall Statistics

Record: 48-9 Home: 30-4 Away: 14-5 Neutral: 4-0 Conference: 25-5
 Extra Inn: 2-1 Vs. Ranked: 14-4

PLAYER	AVG	GP-GS	AB	R	H	2B	3B	HR	XB	RBI	TB	SLG	BB	HP	K	GDP	OB%	SF	SH	SB-ATT	PO	A	E	FLD%		
ADVINCULA, Jarren	.431	57-57	239	69	103	13	2	9	24	63	147	.615	29	8	16	2	.504	2	2	16-18	76	101	3	.983		
LACKEY, Vahn	.410	57-57	205	80	84	16	3	18	37	75	160	.780	47	8	35	6	.527	4	0	14-15	366	29	3	.992		
KERCE, Carson	.389	57-57	221	65	86	28	4	10	42	47	152	.688	29	6	34	8	.473	0	1	2-2	54	128	8	.958		
BURRESS, Drew	.366	57-57	238	78	87	22	3	14	39	56	157	.660	45	7	40	3	.478	1	0	10-14	119	4	3	.976		
ZUCKERMAN, Ryan	.350	57-57	214	66	75	16	1	23	40	76	162	.757	35	4	79	2	.445	3	0	6-6	31	95	7	.947		
HERNANDEZ, Alex	.342	51-51	190	54	65	9	0	9	18	44	101	.532	40	4	55	3	.464	1	0	2-2	112	10	2	.984		
BAKER, Will	.332	56-53	187	60	62	19	1	9	29	48	110	.588	44	5	33	8	.464	3	3	2-2	38	4	2	.955		
SCHMIDT, Kent	.317	49-49	161	47	51	8	0	7	15	49	80	.497	48	7	37	4	.477	6	0	4-4	332	16	4	.989		
BROSIUS, Parker	.297	49-21	74	19	22	5	0	9	14	37	54	.730	22	5	17	2	.471	3	2	4-4	39	1	1	.976		
DANIEL, Caleb	.290	47-32	124	31	36	10	0	9	19	27	73	.589	14	5	40	2	.377	3	0	0-0	41	0	0	1.000		

NEISES, Tyler	.667	4-0	3	2	2	0	0	0	0	0	2	.667	2	0	1	0	.800	0	0	0-0	2	0	0	1.000		
COUPET, Nathanael	.500	13-1	12	6	6	0	0	1	1	9	9	.750	1	1	5	0	.533	1	0	0-0	14	1	0	1.000		
DEE, Michael	.500	7-0	4	3	2	0	0	0	0	1	2	.500	1	0	2	0	.600	0	0	0-0	2	2	0	1.000		
HARTWELL, Judson	.500	4-0	4	2	2	0	0	0	0	1	2	.500	1	0	0	0	.600	0	0	0-0	1	0	0	1.000		
STEPHENSON, Dominic	.500	5-0	4	2	2	0	1	0	1	3	4	1.000	1	1	2	0	.667	0	0	0-0	7	0	0	1.000		
BROWN, Cade	.273	10-0	11	3	3	0	0	0	0	1	3	.273	2	1	4	0	.429	0	0	0-0	10	2	2	.857		
LEWIS, Coleman	.261	13-2	23	6	6	0	0	1	1	4	9	.391	4	0	9	1	.370	0	0	0-0	1	0	0	1.000		
ROGERS, Drew	.247	33-19	77	23	19	2	0	6	8	24	39	.506	7	8	29	2	.366	1	0	0-0	170	21	4	.979		
Others																					21	59	9	.899		
Totals	.358	-	1991	616	713	148	15	125	288	565	1266	.636	372	70	438	43	.469	28	8	60-67	1436	473	48	.975		
Opponents	.246	-	1821	274	448	83	2	72	157	262	751	.412	220	54	544	22	.342	16	16	51-66	1356	465	64	.966		

LOB - Team (484), Opp (415). DPs turned - Team (29), Opp (51). CI - Team (0), Opp (0). IBB - Team (7): LACKEY, Vahn (2); BURRESS, Drew (2); ZUCKERMAN, Ryan (1); ADVINCULA, Jarren (1); BAKER, Will (1). Picked off - Team (5): BURRESS, Drew (2); SCHMIDT, Kent (1); LACKEY, Vahn (1); KERCE, Carson (1).

PLAYER	ERA	W-L	APP	GS	CG	SHO	SV	IP	H	R	ER	BB	K	WHIP	2B	3B	HR	AVG	WP	HP	BK	SFA	SHA	
BLAKELY, Jackson	2.79	8-1	14	12	0	1	0	61.1	56	22	19	18	64	1.21	13	1	6	.239	4	11	0	2	2	
PATEL, Mason	2.92	4-0	14	2	0	0	7	37.0	37	12	12	12	28	1.32	11	0	0	.272	0	1	1	2	3	
BALLARD, Carson	3.46	7-0	16	6	0	0	0	41.2	42	18	16	15	41	1.37	8	0	5	.264	1	5	0	2	3	
ANGELAKOS, Dimitri	3.81	1-1	14	3	0	2	0	28.1	23	12	12	4	25	0.95	6	0	6	.219	1	4	0	1	0	
MCKEE, Tate	4.06	8-1	15	15	0	2	0	71.0	62	36	32	34	90	1.35	5	0	16	.231	6	5	0	0	0	
LOY, Dylan	4.46	3-1	18	5	0	0	1	42.1	41	26	21	15	47	1.32	1	0	11	.247	1	5	0	0	0	
SHADEK, Justin	4.78	1-0	18	2	0	1	0	26.1	23	19	14	16	41	1.48	5	0	3	.232	2	3	0	1	3	
BUURSEMA, Porter	6.20	0-2	10	4	0	1	0	20.1	15	15	14	19	29	1.67	3	0	2	.208	4	0	0	1	1	
UNDERWOOD, Cooper	6.35	2-0	12	6	0	0	0	22.2	19	16	16	15	25	1.50	7	0	3	.241	0	6	0	3	1	
LANKIE, Jake	6.86	0-1	16	1	0	1	1	21.0	31	18	16	9	26	1.90	6	1	4	.333	0	1	0	1	0	
WILLCOX, Charlie	10.38	0-0	10	1	0	1	0	13.0	21	17	15	9	13	2.31	5	0	1	.339	1	4	0	0	0	

GAUDETTE, Caden	3.82	6-1	24	0	0	0	1	30.2	20	14	13	9	29	0.95	1	0	5	.183	2	3	0	0	2	
BARFIELD, Brett	4.91	3-0	22	0	0	0	1	22.0	20	12	12	9	31	1.32	4	0	4	.230	1	1	0	0	0	
SPIVEY, Caden	6.88	1-0	13	0	0	0	1	17.0	15	13	13	13	19	1.65	4	0	2	.238	2	2	0	0	0	
CAMPBELL, Kayden	6.97	2-1	14	0	0	0	0	10.1	12	8	8	7	12	1.84	3	0	1	.300	0	1	1	0	0	
MCKELVEY, Adam	9.45	2-0	8	0	0	1	0	6.2	6	7	7	7	11	1.95	1	0	2	.250	0	1	0	2	0	
VICENS, Jamie	10.29	0-0	9	0	0	0	0	7.0	5	9	8	9	13	2.00	0	0	1	.200	2	1	0	1	1	
Totals	4.66	48-9	57	0	4	12	5	478.2	448	274	248	220	544	1.40	83	2	72	.246	27	54	2	16	16	
Opponents	11.17	9-48	57	0	0	5	5	452.0	713	616	561	372	438	2.40	148	15	125	.358	65	70	4	28	8	

PB - Team(7): LACKEY, Vahn (5); ROGERS, Drew (2), Opp (9). Pickoffs - Team(11): UNDERWOOD, Cooper (2); MCKEE, Tate (2); SPIVEY, Caden (1); BALLARD, Carson (1); PATEL, Mason (1); LOY, Dylan (1); ANGELAKOS, Dimitri (1); BUURSEMA, Porter (1), Opp (5). SBA/ATT - LACKEY, Vahn (30-36); ROGERS, Drew (21-30); BLAKELY, Jackson (2-2); VICENS, James (2-2); WILLCOX, Charlie (1-1); SHADEK, Justin (1-1); ANGELAKOS, Dimitri (1-1).

ACC STATS

 Record: 25-5 Home: 14-1 Away: 11-4 Neutral: 0-0 Conference: 25-5
 Extra Inn: 1-0 Vs. Ranked: 12-3

PLAYER	AVG	GP-GS	AB	R	H	2B	3B	HR	XB	RBI	TB	SLG	BB	HP	K	GDP	OB%	SF	SH	SB-ATT	PO	A	E	FLD%
ADVINCULA, Jarren	.484	30-30	124	38	60	8	2	4	14	31	84	.677	18	3	10	0	.555	1	0	10-11	49	54	1	.990
KERCE, Carson	.374	30-30	123	28	46	14	2	6	22	30	82	.667	9	2	21	5	.425	0	1	1-1	28	76	5	.954
LACKEY, Vahn	.364	30-30	107	44	39	8	1	9	18	32	76	.710	25	5	19	6	.500	1	0	9-9	214	16	2	.991
BURRESS, Drew	.326	30-30	129	43	42	9	1	8	18	27	77	.597	20	2	26	2	.421	1	0	4-6	58	1	1	.983
SCHMIDT, Kent	.302	30-30	96	24	29	6	0	4	10	36	47	.490	30	3	28	2	.466	4	0	4-4	220	11	1	.996
BAKER, Will	.300	29-27	90	31	27	8	1	7	16	21	58	.644	22	3	21	3	.452	0	3	1-1	14	3	1	.944
ZUCKERMAN, Ryan	.282	30-30	110	31	31	8	0	7	15	35	60	.545	19	1	44	0	.386	2	0	6-6	20	56	3	.962
BROSIUS, Parker	.270	25-13	37	10	10	2	0	6	8	17	30	.811	15	3	8	2	.500	1	1	1-1	18	0	0	1.000
HERNANDEZ, Alex	.262	29-29	107	22	28	2	0	5	7	18	45	.421	27	1	36	2	.412	1	0	0-0	40	5	1	.978
DANIEL, Caleb	.242	26-16	62	11	15	3	0	3	6	10	27	.435	6	2	22	1	.329	0	0	0-0	21	0	0	1.000

BROWN, Cade	.333	3-0	3	1	1	0	0	0	0	0	1	.333	0	0	0	0	.333	0	0	0-0	3	1	0	1.000
COUPET, Nathanael	.333	5-0	3	0	1	0	0	0	0	2	1	.333	1	0	2	0	.500	0	0	0-0	2	1	0	1.000
ROGERS, Drew	.167	13-4	24	5	4	0	0	1	1	3	7	.292	3	1	12	0	.286	0	0	0-0	52	9	1	.984
LEWIS, Coleman	.143	4-1	7	1	1	0	0	1	1	1	4	.571	0	0	4	1	.143	0	0	0-0	0	0	0	.000
NEISES, Tyler	.000	2-0	0	0	0	0	0	0	0	0	0	.000	1	0	0	0	.000	0	0	0-0	0	0	0	.000
STEPHENSON, Dominic	.000	2-0	0	0	0	0	0	0	0	0	0	.000	1	0	0	0	.000	0	0	0-0	0	0	0	.000
Others																					10	21	5	.861
Totals	.327	-	1022	289	334	68	7	61	136	263	599	.586	197	26	253	24	.443	11	5	36-39	749	254	21	.979
Opponents	.239	-	936	136	224	37	1	42	80	130	389	.416	125	25	266	12	.342	9	5	23-31	719	225	34	.965

LOB - Team (247), Opp (214). DPs turned - Team (18), Opp (26). CI - Team (0), Opp (0). IBB - Team (5): LACKEY, Vahn (2); ADVINCULA, Jarren (1); BAKER, Will (1); BURRESS, Drew (1). Picked off - Team (2): SCHMIDT, Kent (1); KERCE, Carson (1).

PLAYER	ERA	W-L	APP	GS	CG	SHO	SV	IP	H	R	ER	BB	K	WHIP	2B	3B	HR	AVG	WP	HP	BK	SFA	SHA	
UNDERWOOD, Cooper	1.93	1-0	5	1	0	0	0	9.1	3	2	2	6	10	0.96	1	0	0	.111	0	2	0	2	0	
BLAKELY, Jackson	3.02	6-1	10	9	0	1	0	44.2	41	18	15	15	41	1.25	12	1	5	.240	3	6	0	2	0	
BALLARD, Carson	3.18	3-0	5	2	0	0	0	17.0	11	6	6	4	14	0.88	2	0	2	.186	0	3	0	1	2	
MCKEE, Tate	4.17	6-1	10	10	0	2	0	49.2	43	26	23	23	61	1.33	3	0	12	.230	4	3	0	0	0	
LOY, Dylan	5.12	1-1	8	3	0	0	1	19.1	22	15	11	9	15	1.60	0	0	6	.286	1	3	0	0	0	
BUURSEMA, Porter	8.22	0-2	6	4	0	0	0	15.1	14	15	14	13	20	1.76	3	0	2	.250	3	0	0	1	1	
SHADEK, Justin	9.64	0-0	8	1	0	1	0	9.1	11	12	10	11	16	2.36	1	0	2	.289	0	2	0	1	1	

PATEL, Mason	0.38	2-0	9	0	0	0	6	23.2	18	1	1	5	19	0.97	4	0	0	.214	0	1	1	0	1	
BARFIELD, Brett	1.00	1-0	10	0	0	0	1	9.0	5	1	1	5	11	1.11	1	0	1	.156	1	0	0	0	0	
ANGELAKOS, Dimitri	2.08	0-0	4	0	0	1	0	8.2	6	2	2	3	11	1.04	2	0	2	.194	1	1	0	0	0	
GAUDETTE, Caden	2.89	4-0	12	0	0	0	1	18.2	10	7	6	7	15	0.91	0	0	3	.154	0	2	0	0	0	
CAMPBELL, Kayden	4.50	0-0	6	0	0	0	0	6.0	4	3	3	3	9	1.17	0	0	1	.190	0	0	0	0	0	
VICENS, Jamie	5.40	0-0	4	0	0	0	0	1.2	0	1	1	3	4	1.80	0	0	0	.000	1	0	0	0	0	
LANKIE, Jake	8.59	0-0	7	0	0	1	0	7.1	16	8	7	4	8	2.73	3	0	3	.432	0	1	0	0	0	
SPIVEY, Caden	12.27	0-0	3	0	0	0	0	3.2	6	5	5	3	4	2.45	2	0	0	.400	0	0	0	0	0	
WILLCOX, Charlie	17.18	0-0	4	0	0	0	0	3.2	9	7	7	5	5	3.82	3	0	1	.450	0	0	0	0	0	
MCKELVEY, Adam	23.63	1-0	4	0	0	0	0	2.2	5	7	7	6	3	4.12	0	0	2	.455	0	1	0	2	0	
Totals	4.36	25-5	30	0	3	9	249.2	224	136	121	125	266	1.40	37	1	42	.239	14	25	1	9	5		
Opponents	9.60	5-25	30	0	0	3	240.0	334	289	256	197	253	2.21	68	7	61	.327	34	26	3	11	5		

PB - Team(3): LACKEY, Vahn (3), Opp (5). Pickoffs - Team(6): MCKEE, Tate (2); LOY, Dylan (1); ANGELAKOS, Dimitri (1); BUURSEMA, Porter (1), Opp (2). SBA/ATT - LACKEY, Vahn (15-20); ROGERS, Drew (8-11); BLAKELY, Jackson (2-2); VICENS, James (1-1).

PITCHING SITUATIONAL

PLAYER	vs left			vs right			runners on			bases emp			leadoff			2outs			fly	gnd	fly/	
	H	AB	AVG	H	AB	AVG	H	AB	AVG	H	AB	AVG	ADV	OPS	PCT	H	AB	AVG	OUT	OUT	GND	GDP
43 ANGELAKOS, Dimitri	11	42	.262	12	61	.197	6	36	.167	17	69	.246	10	30	.333	4	29	.138	35	23	1.5	1
21 BALLARD, Carson	19	51	.373	23	108	.213	18	82	.220	24	77	.312	18	43	.419	8	46	.174	39	36	1.1	4
32 BARFIELD, Brett	12	39	.308	8	48	.167	11	50	.220	9	37	.243	10	19	.526	8	31	.258	21	13	1.6	0
24 BLAKELY, Jackson	28	91	.308	28	141	.199	22	104	.212	34	130	.262	20	64	.313	15	72	.208	57	56	1.0	1
99 BUURSEMA, Porter	7	23	.304	8	49	.163	10	38	.263	5	34	.147	11	22	.500	3	21	.143	11	17	0.6	1
49 CAMPBELL, Kayden	6	19	.316	6	20	.300	6	15	.400	6	25	.240	4	12	.333	4	15	.267	8	8	1.0	0
18 GAUDETTE, Caden	8	37	.216	12	72	.167	9	53	.170	11	56	.196	6	22	.273	6	41	.146	26	33	0.8	1
35 LANKIE, Jake	16	32	.500	15	60	.250	17	53	.321	14	40	.350	10	21	.476	6	29	.207	15	19	0.8	1
37 LOY, Dylan	18	67	.269	23	96	.240	19	73	.260	22	93	.237	14	43	.326	9	50	.180	34	39	0.9	2
22 MCKEE, Tate	30	105	.286	32	157	.204	21	111	.189	41	157	.261	30	76	.395	12	80	.150	50	61	0.8	6
55 MCKELVEY, Adam	0	6	.000	6	17	.353	4	16	.250	2	8	.250	3	5	.600	2	9	.222	8	1	8.0	0
29 PATEL, Mason	18	54	.333	18	80	.225	15	69	.217	22	67	.328	14	34	.412	10	45	.222	42	31	1.4	3
31 SHADEK, Justin	12	41	.293	10	57	.175	11	46	.239	12	53	.226	9	25	.360	13	39	.333	16	17	0.9	1
20 SPIVEY, Caden	7	21	.333	8	42	.190	8	33	.242	7	30	.233	6	16	.375	3	19	.158	16	12	1.3	0
15 UNDERWOOD, Cooper	9	36	.250	10	39	.256	11	27	.407	8	52	.154	6	25	.240	8	27	.296	20	18	1.1	1
26 VICENS, Jamie	2	8	.250	3	17	.176	4	12	.333	1	13	.077	4	9	.444	1	6	.167	5	2	2.5	0
16 WILLCOX, Charlie	10	21	.476	11	41	.268	17	40	.425	4	22	.182	5	13	.385	10	23	.435	11	15	0.7	0
Totals	213	693	.307	233	1105	.211	209	858	.244	239	963	.248	180	479	.376	122	582	.210	414	401	1.0	22
Opponents	260	737	.353	453	1254	.361	422	1127	.374	291	864	.337	210	455	.462	239	658	.363	423	412	1.0	43

PLAYER	AP	GS	IP/APP	H/G	R/G	ER/G	BB/G	K/G	K/BB	2B/G	3B/G	HR/G	FO/G	GO/G	BF/G	SBA	ATT	PCT
43 ANGELAKOS, Dimitri	14	3	2.02	7.31	3.81	3.81	1.27	7.94	6.25	1.91	0.00	1.91	11.12	7.31	36.21	1	1	1.000
21 BALLARD, Carson	16	6	2.60	9.07	3.89	3.46	3.24	8.86	2.73	1.73	0.00	1.08	8.42	7.78	39.74	0	0	0
32 BARFIELD, Brett	22	0	1.00	8.18	4.91	4.91	3.68	12.68	3.44	1.64	0.00	1.64	8.59	5.32	39.68	0	0	0
24 BLAKELY, Jackson	14	12	4.38	8.22	3.23	2.79	2.64	9.39	3.56	1.91	0.15	0.88	8.36	8.22	39.33	2	2	1.000
99 BUURSEMA, Porter	10	4	2.03	6.64	6.64	6.20	8.41	12.84	1.53	1.33	0.00	0.89	4.87	7.52	41.16	0	0	0
49 CAMPBELL, Kayden	14	0	0.74	10.45	6.97	6.97	6.10	10.45	1.71	2.61	0.00	0.87	6.97	6.97	41.81	0	0	0
18 GAUDETTE, Caden	24	0	1.28	5.87	4.11	3.82	2.64	8.51	3.22	0.29	0.00	1.47	7.63	9.68	36.39	0	0	0
35 LANKIE, Jake	16	1	1.31	13.29	7.71	6.86	3.86	11.14	2.89	2.57	0.43	1.71	6.43	8.14	44.57	0	0	0
37 LOY, Dylan	18	5	2.35	8.72	5.53	4.46	3.19	9.99	3.13	0.21	0.00	2.34	7.23	8.29	39.76	0	0	0
22 MCKEE, Tate	15	15	4.73	7.86	4.56	4.06	4.31	11.41	2.65	0.63	0.00	2.03	6.34	7.73	38.92	0	0	0
55 MCKELVEY, Adam	8	0	0.83	8.10	9.45	9.45	9.45	14.85	1.57	1.35	0.00	2.70	10.80	1.35	45.90	0	0	0
29 PATEL, Mason	14	2	2.64	9.00	2.92	2.92	2.92	6.81	2.33	2.68	0.00	0.00	10.22	7.54	37.46	0	0	0
31 SHADEK, Justin	18	2	1.46	7.86	6.49	4.78	5.47	14.01	2.56	1.71	0.00	1.03	5.47	5.81	41.70	1	1	1.000
20 SPIVEY, Caden	13	0	1.31	7.94	6.88	6.88	6.88	10.06	1.46	2.12	0.00	1.06	8.47	6.35	41.29	0	0	0
15 UNDERWOOD, Cooper	12	6	1.89	7.54	6.35	6.35	5.96	9.93	1.67	2.78	0.00	1.19	7.94	7.15	41.29	0	0	0
26 VICENS, Jamie	9	0	0.78	6.43	11.57	10.29	11.57	16.71	1.44	0.00	0.00	1.29	6.43	2.57	47.57	2	2	1.000
16 WILLCOX, Charlie	10	1	1.30	14.54	11.77	10.38	6.23	9.00	1.44	3.46	0.00	0.69	7.62	10.38	51.92	1	1	1.000
Totals	57	57	8.40	8.42	5.15	4.66	4.14	10.23	2.47	1.56	0.04	1.35	7.78	7.54	40.05	51	66	.773
Opponents	57	57	7.93	14.20	12.27	11.17	7.41	8.72	1.18	2.95	0.30	2.49	8.42	8.20	49.18	60	67	.896

Pitching averages based on 9-inning game.

STARTING PITCHING

Starters (Stats from starts only)

PLAYER	GP-GS	ERA	W-L	IP	H	R	ER	BB	K	2B	3B	HR	AVG	BF	WP	HP	BK	SFA	SHA
BLAKELY, Jackson	14-12	3.04	7-1	56.1	50	22	19	18	57	11	1	6	.235	246	3	10	0	2	2
ANGELAKOS, Dimitri	14-3	3.72	1-1	9.2	9	4	4	1	8	2	0	2	.243	39	0	1	0	0	0
BALLARD, Carson	16-6	3.75	3-0	24.0	24	10	10	8	20	4	0	4	.267	103	0	2	0	1	2
MCKEE, Tate	15-15	4.06	8-1	71.0	62	36	32	34	90	5	0	16	.231	307	6	5	0	0	0
LOY, Dylan	18-5	6.19	1-1	16.0	25	15	11	3	15	1	0	6	.347	77	1	2	0	0	0
PATEL, Mason	14-2	7.56	1-0	8.1	13	7	7	3	8	5	0	0	.382	39	0	0	0	0	2
BUURSEMA, Porter	10-4	8.03	0-1	12.1	13	12	11	10	17	2	0	2	.271	58	3	0	0	0	0
UNDERWOOD, Cooper	12-6	10.38	1-0	13.0	16	15	15	10	13	5	0	2	.320	67	0	4	0	2	1
LANKIE, Jake	16-1	21.60	0-1	1.2	3	4	4	3	2	0	1	0	.375	11	0	0	0	0	0
SHADEK, Justin	18-2	23.15	0-0	2.1	4	8	6	3	3	1	0	2	.400	15	1	1	0	0	1
WILLCOX, Charlie	10-1	27.00	0-0	1.0	3	3	3	1	0	1	0	0	.500	9	0	2	0	0	0
		5.09	22-6	215.2	222	136	122	94	233	37	2	40	.266	971	14	27	0	5	8

BULLPEN

Non-starters (Stats from non-starts only)

PLAYER	GP-GS	ERA	W-L	IP	H	R	ER	BB	K	2B	3B	HR	AVG	BF	WP	HP	BK	SFA	SHA
BLAKELY, Jackson	14-12	0.00	1-0	5.0	6	0	0	0	7	2	0	0	.286	22	1	1	0	0	0
UNDERWOOD, Cooper	12-6	0.93	1-0	9.2	3	1	1	5	12	2	0	1	.103	37	0	2	0	1	0
PATEL, Mason	14-2	1.57	3-0	28.2	24	5	5	9	20	6	0	0	.235	115	0	1	1	2	1
SHADEK, Justin	18-2	3.00	1-0	24.0	19	11	8	13	38	4	0	1	.213	107	1	2	0	1	2
BALLARD, Carson	16-6	3.06	4-0	17.2	18	8	6	7	21	4	0	1	.261	81	1	3	0	1	1
BUURSEMA, Porter	10-4	3.38	0-1	8.0	2	3	3	9	12	1	0	0	.083	35	1	0	0	1	1
LOY, Dylan	18-5	3.75	2-0	24.0	16	11	10	12	32	0	0	5	.170	110	0	3	0	0	0
ANGELAKOS, Dimitri	14-3	3.86	0-0	18.2	14	8	8	3	17	4	0	4	.206	75	1	3	0	1	0
GAUDETTE, Caden	24-0	4.50	6-1	26.0	20	14	13	9	29	1	0	5	.183	124	2	3	0	0	2
BARFIELD, Brett	22-0	5.49	3-0	19.2	20	12	12	9	31	4	0	4	.230	97	1	1	0	0	0
LANKIE, Jake	16-1	5.59	0-0	19.1	28	14	12	6	24	6	0	4	.329	93	0	1	0	1	0
SPIVEY, Caden	13-0	6.88	1-0	17.0	15	13	13	13	19	4	0	2	.238	78	2	2	0	0	0
WILLCOX, Charlie	10-1	9.00	0-0	12.0	18	14	12	8	13	4	0	1	.321	66	1	2	0	0	0
CAMPBELL, Kayden	14-0	9.00	2-1	8.0	12	8	8	7	12	3	0	1	.300	48	0	1	1	0	0
MCKELVEY, Adam	8-0	9.45	2-0	6.2	6	7	7	7	11	1	0	2	.250	34	0	1	0	2	0
VICENS, Jamie	9-0	10.29	0-0	7.0	5	9	8	9	13	0	0	1	.200	37	2	1	0	1	1
		4.31	26-3	263.0	226	138	126	126	311	46	0	32	.229	1159	13	27	2	11	8

BATTING SITUATIONAL

PLAYER	vs left			vs right			runners on			bases emp			bases ldd			leadoff			fly	gnd	fly/
	H	AB	AVG	H	AB	AVG	H	AB	AVG	H	AB	AVG	H	AB	AVG	RCH	OP	PCT	OUT	OUT	GND
2 ADVINCULA, Jarren	35	74	.473	65	161	.404	67	142	.472	36	97	.371	2	9	.222	21	43	.488	50	58	0.9
7 BAKER, Will	19	62	.306	42	123	.341	34	108	.315	28	79	.354	4	9	.444	16	31	.516	41	49	0.8
1 BROSIUS, Parker	11	29	.379	11	45	.244	13	42	.310	9	32	.281	4	5	.800	8	19	.421	27	10	2.7
14 BROWN, Cade	2	3	.667	1	8	.125	2	6	.333	1	5	.200	0	1	.000	0	1	.000	3	1	3.0
8 BURRESS, Drew	25	70	.357	61	165	.370	45	118	.381	42	120	.350	1	9	.111	37	68	.544	69	31	2.2
19 COUPET, Nathanael	3	7	.429	3	5	.600	6	9	.667	0	3	.000	1	1	1.000	0	0	-	1	1	1.0
6 DANIEL, Caleb	11	27	.407	25	95	.263	16	64	.250	20	60	.333	2	4	.500	12	31	.387	29	16	1.8
0 DEE, Michael	1	3	.333	1	1	1.000	2	3	.667	0	1	.000	1	2	.500	0	1	.000	0	0	-
41 HARTWELL, Judson	1	1	1.000	1	3	.333	2	2	1.000	0	2	.000	0	0	-	1	2	.500	1	0	-
4 HERNANDEZ, Alex	16	52	.308	49	135	.363	39	104	.375	26	86	.302	4	6	.667	14	39	.359	31	33	0.9
3 KERCE, Carson	23	62	.371	62	155	.400	37	106	.349	49	115	.426	3	12	.250	27	63	.429	46	46	1.0
25 LACKEY, Vahn	27	58	.466	57	146	.390	55	132	.417	29	73	.397	4	9	.444	25	44	.568	40	33	1.2
9 LEWIS, Coleman	3	7	.429	3	16	.188	4	13	.308	2	10	.200	2	4	.500	2	3	.667	4	4	1.0
39 NEISES, Tyler	1	2	.500	1	1	1.000	2	3	.667	0	0	-	0	1	.000	1	1	1.000	0	0	-
34 ROGERS, Drew	9	28	.321	10	49	.204	14	49	.286	5	28	.179	1	5	.200	5	19	.263	18	10	1.8
10 SCHMIDT, Kent	13	56	.232	37	101	.366	36	97	.371	15	64	.234	7	16	.438	12	29	.414	36	35	1.0
5 STEPHENSON, Dominic	0	1	.000	2	3	.667	2	2	1.000	0	2	.000	1	1	1.000	0	1	.000	0	0	-
11 ZUCKERMAN, Ryan	29	69	.420	44	142	.310	46	127	.362	29	87	.333	8	16	.500	29	60	.483	27	29	0.9
Totals	229	611	.375	475	1354	.351	422	1127	.374	291	864	.337	45	110	.409	210	455	.462	423	356	1.2
Opponents	98	395	.248	350	1426	.245	209	858	.244	239	963	.248	12	53	.226	180	479	.376	414	377	1.1

PLAYER	pinch hit			RISP			R3rd LT2out			2outs			adv ops			2out	rnrs	rch	rch	KL	
	H	AB	AVG	H	AB	AVG	SUCC	OP	PCT	H	AB	AVG	ADV	OP	PCT	RBI	ADV	LOB	ERR	FC	KL
2 ADVINCULA, Jarren	0	0	-	43	88	.489	13	25	.520	36	87	.414	97	168	.577	23	0	55	3	16	3
7 BAKER, Will	0	1	.000	24	68	.353	15	29	.517	20	70	.286	67	142	.472	22	0	52	1	7	7
1 BROSIUS, Parker	1	4	.250	11	24	.458	9	14	.643	8	27	.296	36	65	.554	13	0	17	2	1	6
14 BROWN, Cade	3	6	.500	0	4	.000	1	3	.333	1	6	.167	4	9	.444	0	0	7	0	0	2
8 BURRESS, Drew	0	0	-	25	66	.379	7	12	.583	23	67	.343	72	149	.483	21	0	54	5	7	12
19 COUPET, Nathanael	3	4	.750	4	5	.800	3	4	.750	1	2	.500	10	12	.833	1	0	0	0	0	3
6 DANIEL, Caleb	3	6	.500	12	48	.250	6	17	.353	6	36	.167	33	79	.418	6	0	33	5	2	12
0 DEE, Michael	1	1	1.000	2	3	.667	1	1	1.000	1	2	.500	2	4	.500	0	0	3	0	0	0
41 HARTWELL, Judson	2	3	.667	2	2	1.000	0	0	-	1	1	1.000	2	2	1.000	1	0	0	1	0	0
4 HERNANDEZ, Alex	0	0	-	24	71	.338	8	22	.364	25	60	.417	63	132	.477	15	0	40	3	4	23
3 KERCE, Carson	0	0	-	22	65	.338	7	15	.467	28	69	.406	65	125	.520	22	0	48	5	5	10
25 LACKEY, Vahn	0	0	-	34	78	.436	14	25	.560	31	71	.437	97	169	.574	36	0	45	4	14	17
9 LEWIS, Coleman	2	7	.286	3	10	.300	0	2	.000	3	8	.375	6	14	.429	3	0	6	0	0	2
39 NEISES, Tyler	1	1	1.000	0	1	.000	0	0	-	1	2	.500	3	4	.750	0	0	3	0	0	1
34 ROGERS, Drew	1	6	.167	11	31	.355	3	7	.429	11	28	.393	22	60	.367	17	0	24	0	2	10
10 SCHMIDT, Kent	0	0	-	23	60	.383	17	25	.680	17	53	.321	65	134	.485	14	0	47	3	5	19
5 STEPHENSON, Dominic	1	1	1.000	2	2	1.000	1	1	1.000	1	2	.500	4	4	1.000	2	0	0	0	0	2
11 ZUCKERMAN, Ryan	0	0	-	27	77	.351	12	31	.387	25	67	.373	63	145	.434	29	0	50	2	4	20
Totals	18	40	.450	269	703	.383	117	234	.500	239	658	.363	711	1417	.502	225	0	484	34	67	149
Opponents	11	60	.183	114	472	.242	64	121	.529	122	582	.210	391	1001	.391	85	0	415	30	46	141

TEAM GAME-BY-GAME - Hitting

(As of May 28, 2026)

Georgia Tech Team Game-by-Game Batting

DATE	OPPONENT	AB	R	H	RBI	2B	3B	HR	TB	AVG	BB	IBB	SB	CS	HBP	SAC	SF	GDP	K	LOB	PO	A	E
02-13	Bowling Green	35	11	13	11	3	0	2	22	.371	7	0	4	0	5	1	0	1	8	13	27	9	3
02-14	Bowling Green	43	27	22	25	4	0	1	29	.512	15	0	1	0	4	0	4	0	8	15	27	3	0
02-14	Bowling Green	32	12	16	10	6	0	0	22	.500	9	0	1	0	2	0	0	1	6	10	21	9	0
02-17	at Georgia Southern	51	25	26	23	6	1	2	40	.510	5	0	1	1	4	0	0	0	14	8	27	6	1
02-20	Stony Brook	38	14	18	13	3	0	2	27	.474	9	0	0	1	1	0	0	1	7	10	27	6	0
02-20	Stony Brook	29	10	12	10	5	1	2	25	.414	6	0	2	0	2	0	0	0	5	7	21	6	2
02-21	Stony Brook	40	6	10	6	0	0	2	16	.250	8	0	3	0	1	0	0	0	5	12	30	12	1
02-22	Stony Brook	34	21	16	19	1	2	2	27	.471	12	0	3	0	1	0	1	0	5	9	21	12	2
02-24	Georgia State	31	4	5	3	2	0	1	10	.161	8	0	0	0	2	0	0	1	9	10	27	10	3
02-27	Northwestern	29	17	14	17	6	0	4	32	.483	11	0	0	0	2	0	1	1	3	8	21	8	1
02-28	Northwestern	34	13	18	12	2	0	1	23	.529	2	0	0	0	4	0	1	1	5	6	21	7	2
03-01	Northwestern	38	14	13	12	4	0	5	32	.342	5	0	1	0	1	0	0	0	5	6	27	8	0
03-03	at Georgia St.	34	4	9	4	1	0	1	13	.265	9	0	2	0	1	0	2	1	8	15	27	9	1
03-06	Virginia Tech	31	16	13	14	2	0	0	15	.419	12	0	0	0	1	0	1	0	5	11	21	6	1
03-07	Virginia Tech	39	14	18	14	3	0	6	39	.462	6	1	1	1	0	0	1	0	7	8	27	10	2
03-08	Virginia Tech	34	6	8	6	0	0	2	14	.235	7	0	2	0	2	1	0	1	12	11	27	8	0
03-10	West Georgia	31	14	16	13	1	1	5	34	.516	8	0	1	0	2	0	1	1	4	10	21	8	0
03-12	at Clemson	34	10	12	10	4	0	3	25	.353	3	0	1	0	0	0	0	0	13	6	21	12	0
03-13	at Clemson	37	9	8	9	1	0	2	15	.216	6	0	1	0	1	0	0	0	7	8	27	12	0
03-14	at Clemson	38	7	13	7	4	0	3	26	.342	0	0	0	1	0	0	0	1	8	4	24	8	1
03-17	at Auburn	30	2	3	2	0	0	0	3	.100	6	0	0	0	2	0	0	0	16	9	24	9	0
03-20	at Pitt	37	11	10	11	0	1	2	18	.270	7	0	1	1	2	0	0	0	13	8	27	9	0
03-21	at Pitt	36	9	10	9	5	0	2	21	.278	12	0	0	0	0	0	0	1	5	12	24	10	0
03-22	at Pitt	34	12	14	8	5	0	0	19	.412	4	0	0	0	0	1	0	1	4	6	21	3	0
03-27	NC State	27	3	4	3	1	0	2	11	.148	4	0	0	0	4	0	0	1	10	8	27	12	1
03-28	NC State	35	6	13	6	0	1	0	15	.371	5	0	0	0	0	1	0	0	13	11	27	12	1
03-29	NC State	31	10	10	10	3	0	2	19	.323	6	0	1	0	2	0	0	2	8	3	24	5	0
03-31	Auburn	32	13	11	11	2	0	4	25	.344	3	0	0	0	0	1	0	1	5	1	24	6	1
04-02	at California	33	17	11	14	4	1	3	26	.333	10	0	0	0	0	0	2	0	7	7	21	8	0
04-03	at California	32	7	7	7	2	0	3	18	.219	7	0	0	0	0	1	0	1	11	6	27	9	2
04-04	at California	36	9	12	9	2	1	1	19	.333	6	0	0	0	0	1	0	2	8	7	27	4	1
04-07	Kennesaw State	37	11	14	10	2	1	3	27	.378	4	0	0	0	0	0	0	1	7	6	27	6	1
04-09	Florida St.	34	4	10	3	0	0	1	13	.294	6	0	0	0	0	0	0	0	11	12	27	13	0
04-10	Florida St.	35	8	12	7	3	0	0	15	.343	7	0	0	0	0	0	0	1	10	10	27	8	0
04-11	Florida St.	35	17	16	16	3	0	4	31	.457	5	0	1	0	0	0	0	0	8	5	21	8	1
04-14	Georgia Southern	40	13	18	13	2	1	6	40	.450	3	0	0	0	2	0	0	1	6	8	27	16	1
04-17	at North Carolina	31	2	6	2	3	0	0	9	.194	5	0	0	0	1	0	1	1	7	9	24	5	2
04-18	at North Carolina	29	4	8	3	0	0	1	11	.276	6	0	0	0	1	0	0	3	5	8	23	7	0
04-19	at North Carolina	36	5	9	4	3	0	0	12	.250	5	0	0	0	0	0	0	0	10	9	27	10	0
04-21	vs. Georgia (N)	28	14	14	12	3	0	2	23	.500	7	0	1	0	1	0	3	1	3	7	21	3	0
04-24	Wake Forest	32	6	8	5	2	0	1	13	.250	4	0	3	0	2	0	1	1	12	9	27	9	2
04-25	Wake Forest	41	14	18	13	5	0	2	29	.439	4	1	1	0	0	0	1	0	8	8	27	8	0
04-26	Wake Forest	32	6	8	6	1	0	2	15	.250	7	1	1	0	2	0	0	0	14	11	27	10	1
04-28	at Kennesaw St.	42	10	17	10	5	0	1	25	.405	6	1	2	0	2	0	0	1	8	12	27	8	1
05-01	Xavier	40	4	12	4	3	0	2	21	.300	1	0	1	0	1	0	0	2	9	8	30	12	1
05-02	Xavier	34	7	12	6	6	0	2	24	.353	2	0	0	0	1	0	1	0	3	8	27	7	0
05-03	Xavier	41	14	20	14	3	0	2	29	.488	4	0	0	1	0	0	2	0	3	9	27	8	1
05-08	Duke	41	10	15	8	1	1	5	33	.366	5	0	4	0	0	0	1	1	7	8	30	11	2
05-09	Duke	24	15	9	13	1	0	3	19	.375	13	0	6	0	1	0	1	2	4	6	21	4	0
05-10	Duke	27	14	13	14	1	0	3	23	.481	9	1	4	0	3	0	1	2	1	8	21	8	1
05-12	Mercer	37	9	11	9	3	0	1	17	.297	4	0	0	0	0	0	0	3	7	5	27	4	2
05-14	at Boston College	36	9	9	7	1	0	4	22	.250	8	1	2	0	0	0	0	1	12	7	27	5	0
05-15	at Boston College	41	14	15	13	4	0	2	25	.366	10	0	2	0	2	0	0	1	9	12	27	11	0
05-16	at Boston College	34	15	15	12	4	2	2	29	.441	8	0	5	0	2	0	1	1	4	9	21	9	3
05-21	vs. Virginia (N)	38	16	14	16	2	0	6	34	.368	8	0	0	0	1	0	0	1	8	7	27	7	1
05-23	vs. Miami FL (N)	34	9	11	7	2	1	3	24	.324	7	0	1	1	1	1	0	0	8	10	27	10	0
05-24	vs. North Carolina (N)	37	13	14	10	3	0	2	23	.378	6	1	0	0	1	0	1	0	10	8	27	10	2
Totals		1991	616	713	565	148	15	125	1266	.358	372	7	60	7	70	8	28	43	438	484	1436	473	48

TEAM GAME-BY-GAME - Pitching

(As of May 28, 2026)

Georgia Tech Team Game-by-Game Pitching

DATE	OPPONENT	IP	H	R	ER	BB	K	2B	3B	HR	WP	BK	HBP	DP	IBB	SCORE	W-L	SV	ERA
02-13	Bowling Green	9.0	9	5	3	6	13	1	0	1	0	0	1	2	0	11-5	1-0	0	3.00
02-14	Bowling Green	9.0	8	4	4	4	16	4	0	0	0	0	1	0	0	27-4	2-0	0	3.50
02-14	Bowling Green	7.0	4	2	2	4	8	0	0	0	0	0	0	0	0	12-2	3-0	1	3.24
02-17	at Georgia Southern	9.0	6	1	0	1	19	2	0	0	0	0	1	0	0	25-1	4-0	0	2.38
02-20	Stony Brook	9.0	9	5	5	3	14	2	0	1	2	0	2	0	0	14-5	5-0	0	2.93
02-20	Stony Brook	7.0	7	5	3	5	8	2	0	0	1	0	1	0	0	10-5	6-0	0	3.06
02-21	Stony Brook	10.0	8	5	5	3	7	3	0	0	0	0	0	1	0	6-5	7-0	0	3.30
02-22	Stony Brook	7.0	3	3	2	3	6	0	0	0	1	0	2	0	0	21-3	8-0	0	3.22
02-24	Georgia State	9.0	12	9	8	3	13	2	0	1	1	1	2	0	0	4-9	8-1	0	3.79
02-27	Northwestern	7.0	7	3	3	3	6	2	0	1	0	0	0	1	0	17-3	9-1	0	3.80
02-28	Northwestern	7.0	10	3	3	1	8	1	0	1	0	0	0	0	0	13-3	10-1	1	3.80
03-01	Northwestern	9.0	10	6	6	4	11	3	0	0	0	0	2	0	0	14-6	11-1	0	4.00
03-03	at Georgia St.	9.0	4	1	1	2	7	0	0	0	1	0	0	0	0	4-1	12-1	0	3.75
03-06	Virginia Tech	7.0	5	1	1	3	9	2	0	0	1	0	1	1	0	16-1	13-1	0	3.60
03-07	Virginia Tech	9.0	11	5	1	3	8	3	0	1	3	0	0	0	0	14-5	14-1	1	3.41
03-08	Virginia Tech	9.0	14	9	9	7	13	4	0	0	0	0	2	0	0	6-9	14-2	0	3.79
03-10	West Georgia	7.0	2	0	0	2	8	0	0	0	0	0	1	1	0	14-0	15-2	0	3.60
03-12	at Clemson	7.0	2	0	0	5	7	0	0	0	0	0	2	2	0	10-0	16-2	0	3.43
03-13	at Clemson	9.0	9	3	3	3	5	0	0	3	0	0	3	2	0	9-3	17-2	0	3.40
03-14	at Clemson	8.0	14	13	11	9	6	5	0	1	1	0	3	0	0	7-13	17-3	0	3.84
03-17	at Auburn	8.0	11	9	9	6	9	3	0	2	0	0	0	0	0	2-9	17-4	0	4.13
03-20	at Pitt	9.0	8	9	9	10	10	0	0	4	1	0	1	1	1	11-9	18-4	1	4.38
03-21	at Pitt	8.0	11	14	14	8	8	1	0	4	0	0	1	0	1	9-14	18-5	0	4.86
03-22	at Pitt	7.0	6	4	4	4	10	1	0	1	0	0	1	0	0	12-4	19-5	0	4.87
03-27	NC State	9.0	5	1	1	4	5	0	0	0	1	0	0	0	0	3-1	20-5	1	4.70
03-28	NC State	9.0	9	4	4	6	8	1	0	1	0	0	1	0	0	6-4	21-5	1	4.67
03-29	NC State	8.0	4	0	0	3	6	0	0	0	0	0	0	0	0	10-0	22-5	0	4.50
03-31	Auburn	8.0	6	3	3	4	8	2	0	1	0	0	0	0	0	13-3	23-5	0	4.46
04-02	at California	7.0	6	2	2	4	7	0	0	0	1	0	0	0	0	17-2	24-5	0	4.41
04-03	at California	9.0	5	2	0	1	13	1	0	0	1	0	0	1	0	7-2	25-5	0	4.24
04-04	at California	9.0	7	3	3	2	10	3	0	0	0	0	0	0	0	9-3	26-5	0	4.20
04-07	Kennesaw State	9.0	7	4	4	2	12	1	0	0	0	0	3	0	0	11-4	27-5	0	4.19
04-09	Florida St.	9.0	7	3	3	2	7	1	0	1	0	0	1	1	0	4-3	28-5	1	4.15
04-10	Florida St.	9.0	7	3	3	3	13	0	0	3	0	0	0	1	0	8-3	29-5	1	4.12
04-11	Florida St.	7.0	6	3	3	3	8	1	1	2	1	0	0	0	0	17-3	30-5	0	4.11
04-14	Georgia Southern	9.0	13	9	8	5	11	4	0	1	1	0	3	0	0	13-9	31-5	0	4.23
04-17	at North Carolina	8.0	11	5	4	3	11	2	0	3	0	0	0	0	0	2-5	31-6	0	4.24
04-18	at North Carolina	7.2	10	14	14	12	7	2	0	3	2	0	1	0	0	4-14	31-7	0	4.53
04-19	at North Carolina	9.0	8	2	2	5	6	2	0	0	0	0	1	0	0	5-2	32-7	1	4.46
04-21	vs. Georgia (N)	7.0	10	4	4	2	9	2	0	3	0	0	0	0	0	14-4	33-7	0	4.48
04-24	Wake Forest	9.0	9	5	4	4	12	0	0	2	0	0	0	1	0	6-5	34-7	1	4.46
04-25	Wake Forest	9.0	11	11	11	6	12	3	0	5	0	0	2	1	0	14-11	35-7	0	4.63
04-26	Wake Forest	9.0	7	5	4	4	6	1	0	3	0	0	1	0	0	6-5	36-7	1	4.62
04-28	at Kennesaw St.	9.0	7	7	7	4	8	2	0	3	2	0	2	1	0	10-7	37-7	0	4.68
05-01	Xavier	10.0	10	8	7	5	15	1	0	3	1	0	2	1	0	4-8	37-8	0	4.72
05-02	Xavier	9.0	12	5	5	3	14	3	0	2	0	0	0	0	0	7-5	38-8	0	4.73
05-03	Xavier	9.0	7	6	6	1	14	1	0	3	1	0	3	1	0	14-6	39-8	0	4.76
05-08	Duke	10.0	12	9	7	1	13	0	0	3	0	1	2	0	0	10-9	40-8	0	4.79
05-09	Duke	7.0	6	2	2	1	7	0	0	1	0	0	1	1	0	15-2	41-8	0	4.76
05-10	Duke	7.0	3	1	0	2	8	1	0	0	0	0	0	0	0	14-1	42-8	0	4.68
05-12	Mercer	9.0	11	12	11	6	12	1	1	3	0	0	0	0	2	9-12	42-9	0	4.81
05-14	at Boston College	9.0	1	0	0	1	18	0	0	0	1	0	1	0	0	9-0	43-9	0	4.71
05-15	at Boston College	9.0	5	1	1	1	6	1	0	1	0	0	0	0	0	14-1	44-9	1	4.63
05-16	at Boston College	7.0	5	2	1	5	7	2	0	0	1	0	0	0	0	15-2	45-9	0	4.58
05-21	vs. Virginia (N)	9.0	14	10	10	6	11	3	0	3	0	0	0	1	1	16-10	46-9	0	4.69
05-23	vs. Miami FL (N)	9.0	9	3	3	1	4	1	0	0	1	0	1	0	0	9-3	47-9	0	4.66
05-24	vs. North Carolina (N)	9.0	8	6	5	6	7	0	0	1	1	0	2	1	0	13-6	48-9	0	4.66
Totals		478.2	448	274	248	220	544	83	2	72	27	2	54	22	5	-	48-9	12	4.66

STARTER SUMMARY

Georgia Tech Starters Summary

PLAYER	GS	Position											Batting Order								
		P	C	1B	2B	3B	SS	LF	CF	RF	OF	DH	1ST	2ND	3RD	4TH	5TH	6TH	7TH	8TH	9TH
2 ADVINCULA, Jarren	57	.	.	.	57	6	1	5.
3 KERCE, Carson	57	57	19	1	8	7	22
8 BURRESS, Drew	57	57	.	.	.	32	25
11 ZUCKERMAN, Ryan	57	.	.	1	.	56	12	38	7	.	.	
25 LACKEY, Vahn	57	.	41	2	.	1	13	.	13	1	37	6	.	.	.	
7 BAKER, Will	53	2	.	26	.	25	.	.	1	1	11	5	21	8	6
4 HERNANDEZ, Alex	51	.	.	8	.	.	.	4	.	3.	.	9	.	18	.	19	1	4	4	5	.
10 SCHMIDT, Kent	49	.	.	46	3	.	.	5	.	27	8	8	1	.
6 DANIEL, Caleb	32	31	.	.	.	1	1	8	15	8	.
1 BROSIUS, Parker	21	2.	.	1	6	15
34 ROGERS, Drew	19	.	16	3	1	13	5
22 MCKEE, Tate	15	15
24 BLAKELY, Jackson	12	12
15 UNDERWOOD, Cooper	6	6
21 BALLARD, Carson	6	6
37 LOY, Dylan	5	5
99 BUURSEMA, Porter	4	4
43 ANGELAKOS, Dimitri	3	3
9 LEWIS, Coleman	2	2	1	1
29 PATEL, Mason	2	2
31 SHADEK, Justin	2	2
16 WILLCOX, Charlie	1	1
19 COUPET, Nathanael	1	1	1	.
35 LANKIE, Jake	1	1

PLAYER GAME HIGHS
#2 ADVINCULA, Jarren

HIGH	STAT	LOW
6 - 7X Last at Boston College 05-15-26	PLATE APPEARANCES	3 vs. Stony Brook 02-22-26
6 at Pitt 03-21-26	AT BATS	2 vs. Duke 05-09-26
5 vs. Wake Forest 04-25-26	HITS	0 - 4X Last vs. Kennesaw State 04-07-26
4 vs. Duke 05-09-26	RUNS SCORED	0 - 13X Last vs. Xavier 05-01-26
6 vs. Wake Forest 04-25-26	RBI's	0 - 24X Last vs. Miami FL 05-23-26
2 at California 04-02-26	DOUBLES	0 - 45X Last vs. North Carolina 05-24-26
1 - 2X Last at California 04-04-26	TRIPLES	0 - 55X Last vs. North Carolina 05-24-26
2 vs. Northwestern 02-27-26	HOMERUNS	0 - 49X Last vs. North Carolina 05-24-26
9 vs. Wake Forest 04-25-26	TOTAL BASES	0 - 4X Last vs. Kennesaw State 04-07-26
2 - 5X Last at Boston College 05-14-26	WALKS	0 - 33X Last vs. North Carolina 05-24-26
2 - 2X Last at Clemson 03-12-26	STRIKEOUTS	0 - 43X Last vs. North Carolina 05-24-26
2 - 4X Last vs. Duke 05-10-26	STOLEN BASES	0 - 45X Last vs. North Carolina 05-24-26
4 - 3X Last vs. Duke 05-08-26	PUTOUTS	0 - 15X Last at Boston College 05-14-26
5 vs. NC State 03-27-26	ASSISTS	0 - 10X Last vs. Mercer 05-12-26
1 - 3X Last at Boston College 05-16-26	ERRORS	0 - 54X Last vs. North Carolina 05-24-26

#3 KERCE, Carson

HIGH	STAT	LOW
6 - 6X Last vs. Virginia 05-21-26	PLATE APPEARANCES	3 - 4X Last at California 04-02-26
6 - 4X Last at Boston College 05-15-26	AT BATS	1 vs. Bowling Green 02-14-26
4 vs. Duke 05-10-26	HITS	0 - 15X Last vs. Mercer 05-12-26
3 - 4X Last at Boston College 05-16-26	RUNS SCORED	0 - 13X Last at Boston College 05-14-26
5 vs. Florida St. 04-11-26	RBI's	0 - 31X Last vs. North Carolina 05-24-26
2 - 5X Last vs. Florida St. 04-10-26	DOUBLES	0 - 34X Last vs. North Carolina 05-24-26
1 - 4X Last vs. Miami FL 05-23-26	TRIPLES	0 - 53X Last vs. North Carolina 05-24-26
2 vs. Virginia 05-21-26	HOMERUNS	0 - 48X Last vs. North Carolina 05-24-26
9 vs. Virginia 05-21-26	TOTAL BASES	0 - 15X Last vs. Mercer 05-12-26
2 - 6X Last at Boston College 05-16-26	WALKS	0 - 34X Last vs. Miami FL 05-23-26
3 vs. Wake Forest 04-24-26	STRIKEOUTS	0 - 29X Last vs. Virginia 05-21-26
1 - 2X Last at Pitt 03-20-26	STOLEN BASES	0 - 55X Last vs. North Carolina 05-24-26
4 - 3X Last at Clemson 03-14-26	PUTOUTS	0 - 26X Last vs. North Carolina 05-24-26
6 - 2X Last at Clemson 03-13-26	ASSISTS	0 - 8X Last at Boston College 05-14-26
2 at California 04-03-26	ERRORS	0 - 50X Last vs. North Carolina 05-24-26

PLAYER GAME HIGHS
#8 BURRESS, Drew

HIGH	STAT	LOW
6 - 12X Last vs. Virginia 05-21-26	PLATE APPEARANCES	4 - 6X Last vs. Duke 05-09-26
6 at Kennesaw St. 04-28-26	AT BATS	2 - 3X Last vs. NC State 03-27-26
4 - 2X Last vs. Georgia 04-21-26	HITS	0 - 12X Last at Boston College 05-15-26
4 - 2X Last vs. Florida St. 04-11-26	RUNS SCORED	0 - 16X Last vs. Virginia 05-21-26
3 - 7X Last vs. Duke 05-10-26	RBI's	0 - 25X Last vs. Miami FL 05-23-26
2 - 4X Last at Boston College 05-16-26	DOUBLES	0 - 39X Last vs. Miami FL 05-23-26
1 - 3X Last vs. Georgia Southern 04-14-26	TRIPLES	0 - 54X Last vs. North Carolina 05-24-26
2 at Clemson 03-12-26	HOMERUNS	0 - 44X Last vs. Miami FL 05-23-26
9 vs. Stony Brook 02-22-26	TOTAL BASES	0 - 12X Last at Boston College 05-15-26
2 - 12X Last vs. Miami FL 05-23-26	WALKS	0 - 24X Last at Boston College 05-16-26
3 - 2X Last at Clemson 03-14-26	STRIKEOUTS	0 - 25X Last at Boston College 05-16-26
2 vs. Bowling Green 02-13-26	STOLEN BASES	0 - 48X Last vs. North Carolina 05-24-26
6 vs. Wake Forest 04-26-26	PUTOUTS	0 - 7X Last at North Carolina 04-17-26
2 vs. Stony Brook 02-21-26	ASSISTS	0 - 54X Last vs. North Carolina 05-24-26
1 - 3X Last vs. Duke 05-10-26	ERRORS	0 - 54X Last vs. North Carolina 05-24-26

#11 ZUCKERMAN, Ryan

HIGH	STAT	LOW
6 - 2X Last at Boston College 05-15-26	PLATE APPEARANCES	3 - 2X Last at California 04-02-26
5 - 14X Last vs. North Carolina 05-24-26	AT BATS	1 - 2X Last vs. Duke 05-10-26
5 vs. Georgia Southern 04-14-26	HITS	0 - 13X Last at Boston College 05-14-26
4 - 2X Last vs. Georgia Southern 04-14-26	RUNS SCORED	0 - 19X Last at Boston College 05-14-26
5 - 2X Last vs. Duke 05-09-26	RBI's	0 - 22X Last vs. Virginia 05-21-26
2 - 2X Last at Boston College 05-15-26	DOUBLES	0 - 43X Last vs. North Carolina 05-24-26
1 at Georgia Southern 02-17-26	TRIPLES	0 - 56X Last vs. North Carolina 05-24-26
3 vs. Northwestern 03-01-26	HOMERUNS	0 - 39X Last vs. Virginia 05-21-26
12 vs. Northwestern 03-01-26	TOTAL BASES	0 - 13X Last at Boston College 05-14-26
3 - 2X Last vs. Duke 05-10-26	WALKS	0 - 32X Last vs. North Carolina 05-24-26
3 - 6X Last at Boston College 05-14-26	STRIKEOUTS	0 - 11X Last at Boston College 05-16-26
2 - 2X Last at Boston College 05-16-26	STOLEN BASES	0 - 53X Last vs. North Carolina 05-24-26
2 - 6X Last vs. North Carolina 05-24-26	PUTOUTS	0 - 32X Last vs. Virginia 05-21-26
5 - 2X Last vs. Xavier 05-03-26	ASSISTS	0 - 13X Last vs. Virginia 05-21-26
1 - 7X Last vs. Duke 05-08-26	ERRORS	0 - 50X Last vs. North Carolina 05-24-26

PLAYER GAME HIGHS

#25 LACKEY, Vahn

HIGH	STAT	LOW
6 - 3X Last at Boston College 05-15-26	PLATE APPEARANCES	3 - 5X Last vs. Duke 05-09-26
5 - 9X Last vs. Mercer 05-12-26	AT BATS	1 - 2X Last vs. Georgia 04-21-26
3 - 10X Last vs. North Carolina 05-24-26	HITS	0 - 10X Last vs. Wake Forest 04-26-26
4 - 2X Last at Boston College 05-16-26	RUNS SCORED	0 - 11X Last vs. Xavier 05-01-26
5 vs. Virginia Tech 03-07-26	RBI's	0 - 18X Last vs. Duke 05-10-26
2 at Kennesaw St. 04-28-26	DOUBLES	0 - 42X Last vs. North Carolina 05-24-26
1 - 3X Last at Boston College 05-16-26	TRIPLES	0 - 54X Last vs. North Carolina 05-24-26
2 - 2X Last vs. Virginia 05-21-26	HOMERUNS	0 - 41X Last vs. North Carolina 05-24-26
9 vs. West Georgia 03-10-26	TOTAL BASES	0 - 10X Last vs. Wake Forest 04-26-26
3 vs. Virginia Tech 03-06-26	WALKS	0 - 23X Last at Boston College 05-16-26
2 - 8X Last vs. Xavier 05-01-26	STRIKEOUTS	0 - 30X Last vs. North Carolina 05-24-26
2 - 4X Last at Boston College 05-16-26	STOLEN BASES	0 - 47X Last vs. North Carolina 05-24-26
14 - 2X Last at Boston College 05-14-26	PUTOUTS	0 - 13X Last at Boston College 05-16-26
3 at Georgia Southern 02-17-26	ASSISTS	0 - 37X Last vs. Miami FL 05-23-26
1 - 3X Last vs. Duke 05-08-26	ERRORS	0 - 54X Last vs. North Carolina 05-24-26

#7 BAKER, Will

HIGH	STAT	LOW
6 at Boston College 05-15-26	PLATE APPEARANCES	1 vs. NC State 03-29-26
5 - 6X Last vs. Mercer 05-12-26	AT BATS	1 - 2X Last at California 04-03-26
3 - 5X Last vs. Georgia Southern 04-14-26	HITS	0 - 16X Last vs. Miami FL 05-23-26
3 - 8X Last vs. Wake Forest 04-25-26	RUNS SCORED	0 - 19X Last vs. Miami FL 05-23-26
5 vs. Northwestern 02-28-26	RBI's	0 - 27X Last vs. North Carolina 05-24-26
2 - 2X Last vs. Wake Forest 04-24-26	DOUBLES	0 - 38X Last vs. North Carolina 05-24-26
1 at Pitt 03-20-26	TRIPLES	0 - 54X Last vs. North Carolina 05-24-26
2 at California 04-02-26	HOMERUNS	0 - 47X Last vs. North Carolina 05-24-26
9 at California 04-02-26	TOTAL BASES	0 - 16X Last vs. Miami FL 05-23-26
3 - 2X Last vs. Stony Brook 02-22-26	WALKS	0 - 21X Last vs. Mercer 05-12-26
3 - 4X Last at Boston College 05-14-26	STRIKEOUTS	0 - 33X Last vs. Mercer 05-12-26
1 - 2X Last at Boston College 05-15-26	STOLEN BASES	0 - 54X Last vs. North Carolina 05-24-26
5 - 2X Last vs. Duke 05-09-26	PUTOUTS	0 - 34X Last vs. North Carolina 05-24-26
2 vs. Virginia Tech 03-06-26	ASSISTS	0 - 53X Last vs. North Carolina 05-24-26
1 - 2X Last vs. Virginia Tech 03-07-26	ERRORS	0 - 54X Last vs. North Carolina 05-24-26

PLAYER GAME HIGHS
#4 HERNANDEZ, Alex

HIGH	STAT	LOW
6 - 3X Last at Boston College 05-15-26	PLATE APPEARANCES	2 vs. Northwestern 02-28-26
5 - 12X Last vs. North Carolina 05-24-26	AT BATS	1 - 2X Last at California 04-02-26
4 - 3X Last vs. West Georgia 03-10-26	HITS	0 - 13X Last at Boston College 05-16-26
3 - 6X Last vs. West Georgia 03-10-26	RUNS SCORED	0 - 17X Last at Boston College 05-16-26
6 vs. Bowling Green 02-14-26	RBIs	0 - 26X Last at Boston College 05-16-26
2 - 2X Last vs. North Carolina 05-24-26	DOUBLES	0 - 44X Last vs. Miami FL 05-23-26
0 - 51X Last vs. North Carolina 05-24-26	TRIPLES	0 - 51X Last vs. North Carolina 05-24-26
1 - 9X Last at Boston College 05-14-26	HOMERUNS	0 - 42X Last vs. North Carolina 05-24-26
8 vs. Stony Brook 02-20-26	TOTAL BASES	0 - 13X Last at Boston College 05-16-26
3 - 2X Last at California 04-02-26	WALKS	0 - 23X Last vs. North Carolina 05-24-26
4 vs. NC State 03-28-26	STRIKEOUTS	0 - 16X Last vs. Duke 05-10-26
1 - 2X Last at Georgia Southern 02-17-26	STOLEN BASES	0 - 49X Last vs. North Carolina 05-24-26
11 vs. Georgia State 02-24-26	PUTOUTS	0 - 16X Last at Boston College 05-16-26
1 - 10X Last at North Carolina 04-19-26	ASSISTS	0 - 41X Last vs. North Carolina 05-24-26
1 - 2X Last vs. NC State 03-28-26	ERRORS	0 - 49X Last vs. North Carolina 05-24-26

#1 BROSIOUS, Parker

HIGH	STAT	LOW
5 - 6X Last vs. North Carolina 05-24-26	PLATE APPEARANCES	1 - 12X Last at Kennesaw St. 04-28-26
5 vs. Xavier 05-03-26	AT BATS	0 - 7X Last at Kennesaw St. 04-28-26
3 vs. Xavier 05-01-26	HITS	0 - 22X Last vs. North Carolina 05-24-26
3 at Boston College 05-14-26	RUNS SCORED	0 - 24X Last vs. Miami FL 05-23-26
5 - 2X Last vs. Virginia 05-21-26	RBIs	0 - 20X Last vs. North Carolina 05-24-26
1 - 5X Last at Boston College 05-16-26	DOUBLES	0 - 33X Last vs. North Carolina 05-24-26
0 - 38X Last vs. North Carolina 05-24-26	TRIPLES	0 - 38X Last vs. North Carolina 05-24-26
2 at Boston College 05-14-26	HOMERUNS	0 - 30X Last vs. North Carolina 05-24-26
8 at Boston College 05-14-26	TOTAL BASES	0 - 22X Last vs. North Carolina 05-24-26
3 vs. Florida St. 04-09-26	WALKS	0 - 20X Last vs. Miami FL 05-23-26
2 - 3X Last vs. North Carolina 05-24-26	STRIKEOUTS	0 - 24X Last at Boston College 05-16-26
2 vs. Stony Brook 02-20-26	STOLEN BASES	0 - 35X Last vs. North Carolina 05-24-26
7 vs. Miami FL 05-23-26	PUTOUTS	0 - 25X Last vs. Virginia 05-21-26
1 vs. North Carolina 05-24-26	ASSISTS	0 - 48X Last vs. Miami FL 05-23-26
1 vs. North Carolina 05-24-26	ERRORS	0 - 48X Last vs. Miami FL 05-23-26

PLAYER GAME HIGHS
#10 SCHMIDT, Kent

HIGH	STAT	LOW
6 - 4X Last at Boston College 05-15-26	PLATE APPEARANCES	3 at Pitt 03-21-26
5 - 5X Last vs. Miami FL 05-23-26	AT BATS	1 - 2X Last vs. Duke 05-09-26
4 - 2X Last vs. Xavier 05-03-26	HITS	0 - 18X Last vs. North Carolina 05-24-26
3 - 4X Last vs. Duke 05-10-26	RUNS SCORED	0 - 21X Last vs. Miami FL 05-23-26
4 - 2X Last vs. Duke 05-10-26	RBIs	0 - 21X Last vs. North Carolina 05-24-26
1 - 8X Last at Boston College 05-16-26	DOUBLES	0 - 41X Last vs. North Carolina 05-24-26
0 - 49X Last vs. North Carolina 05-24-26	TRIPLES	0 - 49X Last vs. North Carolina 05-24-26
2 vs. Kennesaw State 04-07-26	HOMERUNS	0 - 43X Last vs. North Carolina 05-24-26
8 vs. Kennesaw State 04-07-26	TOTAL BASES	0 - 18X Last vs. North Carolina 05-24-26
3 vs. Duke 05-09-26	WALKS	0 - 14X Last vs. Miami FL 05-23-26
3 vs. NC State 03-27-26	STRIKEOUTS	0 - 23X Last vs. Miami FL 05-23-26
1 - 4X Last at Boston College 05-16-26	STOLEN BASES	0 - 45X Last vs. North Carolina 05-24-26
14 vs. NC State 03-27-26	PUTOUTS	0 - 3X Last vs. West Georgia 03-10-26
2 - 2X Last vs. Miami FL 05-23-26	ASSISTS	0 - 35X Last vs. North Carolina 05-24-26
1 - 4X Last vs. North Carolina 05-24-26	ERRORS	0 - 45X Last vs. Miami FL 05-23-26

#6 DANIEL, Caleb

HIGH	STAT	LOW
5 - 11X Last vs. Wake Forest 04-25-26	PLATE APPEARANCES	1 - 7X Last at Boston College 05-14-26
5 - 3X Last vs. Wake Forest 04-25-26	AT BATS	0 vs. Duke 05-09-26
3 vs. Bowling Green 02-13-26	HITS	0 - 17X Last at Boston College 05-14-26
3 vs. Northwestern 02-27-26	RUNS SCORED	0 - 22X Last at Boston College 05-14-26
6 vs. Bowling Green 02-13-26	RBIs	0 - 28X Last at Boston College 05-14-26
1 - 10X Last vs. Xavier 05-02-26	DOUBLES	0 - 34X Last at Boston College 05-14-26
0 - 44X Last at Boston College 05-14-26	TRIPLES	0 - 44X Last at Boston College 05-14-26
2 - 2X Last vs. Virginia Tech 03-07-26	HOMERUNS	0 - 37X Last at Boston College 05-14-26
10 vs. Bowling Green 02-13-26	TOTAL BASES	0 - 17X Last at Boston College 05-14-26
1 - 14X Last vs. Duke 05-09-26	WALKS	0 - 30X Last at Boston College 05-14-26
3 - 2X Last vs. Xavier 05-01-26	STRIKEOUTS	0 - 17X Last vs. Duke 05-09-26
0 - 44X Last at Boston College 05-14-26	STOLEN BASES	0 - 44X Last at Boston College 05-14-26
4 - 2X Last vs. Virginia Tech 03-08-26	PUTOUTS	0 - 23X Last at Boston College 05-16-26
0 - 47X Last at Boston College 05-16-26	ASSISTS	0 - 47X Last at Boston College 05-16-26
0 - 47X Last at Boston College 05-16-26	ERRORS	0 - 47X Last at Boston College 05-16-26

PLAYER GAME HIGHS
#34 ROGERS, Drew

HIGH	STAT	LOW
5 - 8X Last at Boston College 05-16-26	PLATE APPEARANCES	1 - 5X Last vs. Duke 05-10-26
5 - 2X Last vs. Xavier 05-03-26	AT BATS	1 - 5X Last vs. Duke 05-10-26
3 vs. Northwestern 03-01-26	HITS	0 - 15X Last vs. Duke 05-10-26
3 vs. Northwestern 03-01-26	RUNS SCORED	0 - 13X Last vs. Duke 05-10-26
6 vs. Stony Brook 02-22-26	RBIs	0 - 18X Last at Boston College 05-16-26
1 - 2X Last vs. Xavier 05-03-26	DOUBLES	0 - 26X Last at Boston College 05-16-26
0 - 28X Last at Boston College 05-16-26	TRIPLES	0 - 28X Last at Boston College 05-16-26
2 vs. Northwestern 03-01-26	HOMERUNS	0 - 23X Last at Boston College 05-16-26
9 vs. Northwestern 03-01-26	TOTAL BASES	0 - 15X Last vs. Duke 05-10-26
2 - 2X Last vs. Stony Brook 02-20-26	WALKS	0 - 23X Last vs. Duke 05-10-26
3 - 2X Last at Kennesaw St. 04-28-26	STRIKEOUTS	0 - 8X Last vs. Duke 05-10-26
0 - 28X Last at Boston College 05-16-26	STOLEN BASES	0 - 28X Last at Boston College 05-16-26
15 vs. Stony Brook 02-20-26	PUTOUTS	0 - 5X Last vs. Duke 05-10-26
4 at Boston College 05-16-26	ASSISTS	0 - 20X Last at Boston College 05-14-26
1 - 4X Last at Boston College 05-16-26	ERRORS	0 - 29X Last at Boston College 05-14-26

#18 GAUDETTE, Caden

HIGH	STAT	LOW
3.1 vs. NC State 03-28-26	IP	0.1 - 2X Last vs. Georgia State 02-24-26
13 vs. NC State 03-28-26	BATTERS FACED	1 - 2X Last vs. Georgia State 02-24-26
4 vs. Xavier 05-01-26	RUNS ALLOWED	0 - 16X Last vs. North Carolina 05-24-26
4 vs. Xavier 05-01-26	EARNED RUNS ALLOWED	0 - 16X Last vs. North Carolina 05-24-26
5 vs. Xavier 05-01-26	HITS ALLOWED	0 - 13X Last vs. North Carolina 05-24-26
3 - 5X Last vs. Mercer 05-12-26	STRIKEOUTS	0 - 9X Last vs. Miami FL 05-23-26
2 vs. NC State 03-28-26	WALKS ALLOWED	0 - 16X Last vs. North Carolina 05-24-26
1 vs. Xavier 05-01-26	DOUBLES ALLOWED	0 - 23X Last vs. North Carolina 05-24-26
0 - 24X Last vs. North Carolina 05-24-26	TRIPLES ALLOWED	0 - 24X Last vs. North Carolina 05-24-26
1 - 5X Last vs. Xavier 05-01-26	HOMERS ALLOWED	0 - 19X Last vs. North Carolina 05-24-26
1 - 2X Last vs. Miami FL 05-23-26	WILD PITCHES	0 - 22X Last vs. North Carolina 05-24-26
1 - 3X Last vs. Duke 05-08-26	HIT BATTERS	0 - 21X Last vs. North Carolina 05-24-26
6 vs. NC State 03-28-26	GROUNDOUTS	0 - 11X Last vs. North Carolina 05-24-26
3 - 3X Last at North Carolina 04-19-26	FLYOUTS	0 - 11X Last vs. Mercer 05-12-26

PLAYER GAME HIGHS
#32 BARFIELD, Brett

HIGH	STAT	LOW
3 vs. Xavier 05-02-26	IP	0.1 - 3X Last vs. North Carolina 05-24-26
13 vs. Xavier 05-02-26	BATTERS FACED	1 at Clemson 03-14-26
5 vs. Mercer 05-12-26	RUNS ALLOWED	0 - 15X Last vs. Wake Forest 04-24-26
5 vs. Mercer 05-12-26	EARNED RUNS ALLOWED	0 - 15X Last vs. Wake Forest 04-24-26
4 vs. Mercer 05-12-26	HITS ALLOWED	0 - 12X Last vs. Wake Forest 04-24-26
7 vs. Xavier 05-02-26	STRIKEOUTS	0 - 5X Last vs. North Carolina 05-24-26
2 at Pitt 03-22-26	WALKS ALLOWED	0 - 14X Last vs. Virginia 05-21-26
1 - 4X Last vs. Virginia 05-21-26	DOUBLES ALLOWED	0 - 18X Last vs. North Carolina 05-24-26
0 - 22X Last vs. North Carolina 05-24-26	TRIPLES ALLOWED	0 - 22X Last vs. North Carolina 05-24-26
1 - 4X Last vs. North Carolina 05-24-26	HOMERS ALLOWED	0 - 18X Last vs. Xavier 05-02-26
1 vs. Florida St. 04-11-26	WILD PITCHES	0 - 21X Last vs. North Carolina 05-24-26
1 vs. Stony Brook 02-20-26	HIT BATTERS	0 - 21X Last vs. North Carolina 05-24-26
2 - 2X Last vs. Auburn 03-31-26	GROUNDOUTS	0 - 11X Last vs. North Carolina 05-24-26
3 vs. Stony Brook 02-20-26	FLYOUTS	0 - 7X Last vs. Virginia 05-21-26

#31 SHADEK, Justin

HIGH	STAT	LOW
4 vs. Northwestern 03-01-26	IP	0.1 vs. Wake Forest 04-25-26
17 vs. Northwestern 03-01-26	BATTERS FACED	2 at Pitt 03-22-26
5 vs. Wake Forest 04-25-26	RUNS ALLOWED	0 - 9X Last vs. Virginia 05-21-26
5 vs. Wake Forest 04-25-26	EARNED RUNS ALLOWED	0 - 10X Last vs. North Carolina 05-24-26
3 - 3X Last at California 04-04-26	HITS ALLOWED	0 - 5X Last at Boston College 05-16-26
7 vs. Northwestern 03-01-26	STRIKEOUTS	0 - 3X Last vs. Virginia 05-21-26
2 - 5X Last vs. Wake Forest 04-25-26	WALKS ALLOWED	0 - 7X Last vs. North Carolina 05-24-26
2 vs. Northwestern 03-01-26	DOUBLES ALLOWED	0 - 14X Last vs. North Carolina 05-24-26
0 - 18X Last vs. North Carolina 05-24-26	TRIPLES ALLOWED	0 - 18X Last vs. North Carolina 05-24-26
2 vs. Wake Forest 04-25-26	HOMERS ALLOWED	0 - 16X Last vs. North Carolina 05-24-26
1 - 2X Last vs. North Carolina 05-24-26	WILD PITCHES	0 - 16X Last vs. Virginia 05-21-26
1 - 3X Last vs. Wake Forest 04-25-26	HIT BATTERS	0 - 15X Last vs. North Carolina 05-24-26
3 at Kennesaw St. 04-28-26	GROUNDOUTS	0 - 8X Last at Boston College 05-16-26
3 vs. North Carolina 05-24-26	FLYOUTS	0 - 9X Last vs. Virginia 05-21-26

#37 LOY, Dylan

HIGH	STAT	LOW
5.2 vs. Stony Brook 02-21-26	IP	0.2 at North Carolina 04-17-26
22 - 2X Last vs. Virginia Tech 03-07-26	BATTERS FACED	2 at North Carolina 04-17-26
5 - 2X Last at Pitt 03-21-26	RUNS ALLOWED	0 - 9X Last vs. Xavier 05-03-26
5 at Pitt 03-21-26	EARNED RUNS ALLOWED	0 - 9X Last vs. Xavier 05-03-26
9 vs. Northwestern 02-28-26	HITS ALLOWED	0 - 3X Last at North Carolina 04-17-26
6 - 2X Last vs. Stony Brook 02-21-26	STRIKEOUTS	0 at North Carolina 04-17-26
3 at North Carolina 04-18-26	WALKS ALLOWED	0 - 6X Last at North Carolina 04-17-26
1 vs. Northwestern 02-28-26	DOUBLES ALLOWED	0 - 17X Last vs. Virginia 05-21-26
0 - 18X Last vs. Virginia 05-21-26	TRIPLES ALLOWED	0 - 18X Last vs. Virginia 05-21-26
2 - 4X Last vs. Virginia 05-21-26	HOMERS ALLOWED	0 - 11X Last vs. Xavier 05-03-26
1 vs. Virginia Tech 03-07-26	WILD PITCHES	0 - 17X Last vs. Virginia 05-21-26
2 - 2X Last vs. Xavier 05-01-26	HIT BATTERS	0 - 15X Last vs. Virginia 05-21-26
6 vs. Virginia Tech 03-07-26	GROUNDOUTS	0 at Georgia Southern 02-17-26
5 - 2X Last at Clemson 03-13-26	FLYOUTS	0 - 6X Last vs. Virginia 05-21-26

PLAYER GAME HIGHS
#21 BALLARD, Carson

HIGH	STAT	LOW
6 at Boston College 05-15-26	IP	1 - 5X Last at Kennesaw St. 04-28-26
23 vs. Georgia 04-21-26	BATTERS FACED	3 vs. Stony Brook 02-21-26
4 - 2X Last vs. Georgia 04-21-26	RUNS ALLOWED	0 - 7X Last at Kennesaw St. 04-28-26
4 - 2X Last vs. Georgia 04-21-26	EARNED RUNS ALLOWED	0 - 8X Last at Kennesaw St. 04-28-26
8 vs. Georgia 04-21-26	HITS ALLOWED	0 - 3X Last vs. Auburn 03-31-26
5 - 3X Last vs. Xavier 05-02-26	STRIKEOUTS	0 - 4X Last at Kennesaw St. 04-28-26
2 - 4X Last vs. North Carolina 05-24-26	WALKS ALLOWED	0 - 5X Last vs. Duke 05-09-26
1 - 8X Last at Boston College 05-15-26	DOUBLES ALLOWED	0 - 8X Last vs. North Carolina 05-24-26
0 - 16X Last vs. North Carolina 05-24-26	TRIPLES ALLOWED	0 - 16X Last vs. North Carolina 05-24-26
3 vs. Georgia 04-21-26	HOMERS ALLOWED	0 - 13X Last vs. North Carolina 05-24-26
1 vs. Georgia State 02-24-26	WILD PITCHES	0 - 15X Last vs. North Carolina 05-24-26
1 - 5X Last vs. North Carolina 05-24-26	HIT BATTERS	0 - 11X Last at Boston College 05-15-26
9 at Boston College 05-15-26	GROUNDOUTS	0 - 3X Last vs. Auburn 03-31-26
7 - 2X Last vs. Duke 05-09-26	FLYOUTS	0 - 2X Last at Kennesaw St. 04-28-26

#35 LANKIE, Jake

HIGH	STAT	LOW
3 vs. Northwestern 02-28-26	IP	0.1 - 3X Last vs. Xavier 05-02-26
12 - 2X Last at Auburn 03-17-26	BATTERS FACED	1 vs. Auburn 03-31-26
4 - 2X Last vs. Mercer 05-12-26	RUNS ALLOWED	0 - 9X Last vs. Duke 05-09-26
4 - 2X Last vs. Mercer 05-12-26	EARNED RUNS ALLOWED	0 - 11X Last vs. Duke 05-09-26
4 - 2X Last vs. Wake Forest 04-25-26	HITS ALLOWED	0 - 2X Last vs. Florida St. 04-11-26
5 vs. Stony Brook 02-20-26	STRIKEOUTS	0 - 5X Last vs. Xavier 05-02-26
3 vs. Mercer 05-12-26	WALKS ALLOWED	0 - 10X Last vs. Xavier 05-02-26
2 vs. Wake Forest 04-25-26	DOUBLES ALLOWED	0 - 11X Last vs. Mercer 05-12-26
1 vs. Mercer 05-12-26	TRIPLES ALLOWED	0 - 15X Last vs. Duke 05-09-26
2 vs. Wake Forest 04-25-26	HOMERS ALLOWED	0 - 13X Last vs. Mercer 05-12-26
0 - 16X Last vs. Mercer 05-12-26	WILD PITCHES	0 - 16X Last vs. Mercer 05-12-26
1 at Clemson 03-12-26	HIT BATTERS	0 - 15X Last vs. Mercer 05-12-26
3 - 2X Last at Auburn 03-17-26	GROUNDOUTS	0 - 5X Last vs. Wake Forest 04-25-26
2 - 6X Last vs. Mercer 05-12-26	FLYOUTS	0 - 7X Last vs. Xavier 05-02-26

#22 MCKEE, Tate

HIGH	STAT	LOW
7.1 vs. NC State 03-27-26	IP	2.1 at North Carolina 04-17-26
29 vs. NC State 03-27-26	BATTERS FACED	15 - 2X Last vs. Virginia 05-21-26
6 - 2X Last vs. Duke 05-08-26	RUNS ALLOWED	0 - 3X Last at Boston College 05-14-26
6 at Pitt 03-20-26	EARNED RUNS ALLOWED	0 - 3X Last at Boston College 05-14-26
7 - 2X Last vs. Duke 05-08-26	HITS ALLOWED	1 - 2X Last at Boston College 05-14-26
14 at Boston College 05-14-26	STRIKEOUTS	3 - 4X Last at North Carolina 04-17-26
5 - 2X Last at Pitt 03-20-26	WALKS ALLOWED	0 vs. Duke 05-08-26
2 - 2X Last at North Carolina 04-17-26	DOUBLES ALLOWED	0 - 12X Last vs. Virginia 05-21-26
0 - 15X Last vs. Virginia 05-21-26	TRIPLES ALLOWED	0 - 15X Last vs. Virginia 05-21-26
3 - 3X Last vs. Duke 05-08-26	HOMERS ALLOWED	0 - 7X Last vs. Virginia 05-21-26
2 vs. Stony Brook 02-20-26	WILD PITCHES	0 - 10X Last vs. Virginia 05-21-26
1 - 5X Last at Boston College 05-14-26	HIT BATTERS	0 - 10X Last vs. Virginia 05-21-26
13 vs. NC State 03-27-26	GROUNDOUTS	1 - 2X Last vs. Virginia 05-21-26
5 - 2X Last at Boston College 05-14-26	FLYOUTS	1 vs. Duke 05-08-26

PLAYER GAME HIGHS
#24 BLAKELY, Jackson

HIGH	STAT	LOW
7 vs. NC State 03-29-26	IP	2 vs. Virginia Tech 03-07-26
26 vs. Miami FL 05-23-26	BATTERS FACED	10 vs. Virginia Tech 03-07-26
6 at Clemson 03-14-26	RUNS ALLOWED	0 - 6X Last at California 04-04-26
6 at Clemson 03-14-26	EARNED RUNS ALLOWED	0 - 7X Last vs. Duke 05-10-26
7 - 2X Last vs. Miami FL 05-23-26	HITS ALLOWED	2 - 3X Last at California 04-04-26
9 vs. Georgia State 02-24-26	STRIKEOUTS	2 - 2X Last vs. Wake Forest 04-26-26
3 - 2X Last at Boston College 05-16-26	WALKS ALLOWED	0 - 4X Last vs. Xavier 05-03-26
3 at Clemson 03-14-26	DOUBLES ALLOWED	0 - 5X Last vs. Xavier 05-03-26
1 vs. Florida St. 04-11-26	TRIPLES ALLOWED	0 - 13X Last vs. Miami FL 05-23-26
2 - 2X Last vs. Wake Forest 04-26-26	HOMERS ALLOWED	0 - 10X Last vs. Miami FL 05-23-26
1 - 4X Last at Boston College 05-16-26	WILD PITCHES	0 - 10X Last vs. Miami FL 05-23-26
3 at Clemson 03-14-26	HIT BATTERS	0 - 6X Last at Boston College 05-16-26
7 - 2X Last vs. Florida St. 04-11-26	GROUNDOUTS	1 at North Carolina 04-19-26
10 vs. NC State 03-29-26	FLYOUTS	0 vs. Georgia State 02-24-26

#29 PATEL, Mason

HIGH	STAT	LOW
5 vs. Bowling Green 02-14-26	IP	1 - 2X Last vs. North Carolina 05-24-26
21 vs. Bowling Green 02-14-26	BATTERS FACED	3 vs. North Carolina 05-24-26
5 vs. Stony Brook 02-21-26	RUNS ALLOWED	0 - 10X Last vs. North Carolina 05-24-26
5 vs. Stony Brook 02-21-26	EARNED RUNS ALLOWED	0 - 10X Last vs. North Carolina 05-24-26
8 vs. Stony Brook 02-21-26	HITS ALLOWED	0 - 2X Last vs. North Carolina 05-24-26
7 vs. Bowling Green 02-14-26	STRIKEOUTS	0 - 3X Last vs. Virginia 05-21-26
3 vs. Virginia 05-21-26	WALKS ALLOWED	0 - 5X Last at Boston College 05-15-26
3 vs. Stony Brook 02-21-26	DOUBLES ALLOWED	0 - 8X Last vs. North Carolina 05-24-26
0 - 14X Last vs. North Carolina 05-24-26	TRIPLES ALLOWED	0 - 14X Last vs. North Carolina 05-24-26
0 - 14X Last vs. North Carolina 05-24-26	HOMERS ALLOWED	0 - 14X Last vs. North Carolina 05-24-26
0 - 14X Last vs. North Carolina 05-24-26	WILD PITCHES	0 - 14X Last vs. North Carolina 05-24-26
1 vs. Florida St. 04-09-26	HIT BATTERS	0 - 13X Last vs. North Carolina 05-24-26
6 at North Carolina 04-19-26	GROUNDOUTS	0 at Kennesaw St. 04-28-26
6 vs. Virginia 05-21-26	FLYOUTS	0 - 2X Last vs. North Carolina 05-24-26

#43 ANGELAKOS, Dimitri

HIGH	STAT	LOW
5 at Georgia St. 03-03-26	IP	1 - 3X Last vs. Georgia Southern 04-14-26
17 at Georgia St. 03-03-26	BATTERS FACED	3 vs. Kennesaw State 04-07-26
4 - 2X Last vs. Xavier 05-03-26	RUNS ALLOWED	0 - 9X Last vs. Miami FL 05-23-26
4 - 2X Last vs. Xavier 05-03-26	EARNED RUNS ALLOWED	0 - 9X Last vs. Miami FL 05-23-26
5 at Auburn 03-17-26	HITS ALLOWED	0 - 3X Last vs. Miami FL 05-23-26
5 at Georgia St. 03-03-26	STRIKEOUTS	0 - 3X Last vs. Kennesaw State 04-07-26
2 at North Carolina 04-18-26	WALKS ALLOWED	0 - 11X Last vs. Miami FL 05-23-26
2 at Auburn 03-17-26	DOUBLES ALLOWED	0 - 9X Last vs. Miami FL 05-23-26
0 - 14X Last vs. Miami FL 05-23-26	TRIPLES ALLOWED	0 - 14X Last vs. Miami FL 05-23-26
2 - 2X Last vs. Xavier 05-03-26	HOMERS ALLOWED	0 - 10X Last vs. Miami FL 05-23-26
1 at California 04-02-26	WILD PITCHES	0 - 13X Last vs. Miami FL 05-23-26
1 - 4X Last vs. Xavier 05-03-26	HIT BATTERS	0 - 10X Last vs. Miami FL 05-23-26
4 - 2X Last at Georgia St. 03-03-26	GROUNDOUTS	0 - 4X Last vs. Wake Forest 04-25-26
6 at Georgia St. 03-03-26	FLYOUTS	0 at Boston College 05-14-26

PLAYER GAME HIGHS
#49 CAMPBELL, Kayden

HIGH	STAT	LOW
2 vs. Virginia Tech 03-08-26	IP	0 - 2X Last vs. Miami FL 05-23-26
6 - 2X Last vs. Virginia Tech 03-08-26	BATTERS FACED	1 at North Carolina 04-18-26
3 vs. Georgia State 02-24-26	RUNS ALLOWED	0 - 9X Last vs. Xavier 05-03-26
3 vs. Georgia State 02-24-26	EARNED RUNS ALLOWED	0 - 9X Last vs. Xavier 05-03-26
2 - 5X Last vs. Miami FL 05-23-26	HITS ALLOWED	0 - 7X Last vs. Xavier 05-03-26
4 vs. Virginia Tech 03-08-26	STRIKEOUTS	0 - 7X Last vs. Miami FL 05-23-26
2 at Clemson 03-14-26	WALKS ALLOWED	0 - 8X Last vs. Miami FL 05-23-26
2 vs. Stony Brook 02-20-26	DOUBLES ALLOWED	0 - 12X Last vs. Miami FL 05-23-26
0 - 14X Last vs. Miami FL 05-23-26	TRIPLES ALLOWED	0 - 14X Last vs. Miami FL 05-23-26
1 vs. Duke 05-09-26	HOMERS ALLOWED	0 - 13X Last vs. Miami FL 05-23-26
0 - 14X Last vs. Miami FL 05-23-26	WILD PITCHES	0 - 14X Last vs. Miami FL 05-23-26
1 vs. Georgia State 02-24-26	HIT BATTERS	0 - 13X Last vs. Miami FL 05-23-26
2 - 2X Last vs. Wake Forest 04-25-26	GROUNDOUTS	0 - 8X Last vs. Miami FL 05-23-26
2 vs. Stony Brook 02-20-26	FLYOUTS	0 - 7X Last vs. Miami FL 05-23-26

#9 LEWIS, Coleman

HIGH	STAT	LOW
4 - 2X Last vs. Northwestern 03-01-26	PLATE APPEARANCES	1 - 4X Last vs. Duke 05-09-26
3 - 5X Last vs. Wake Forest 04-26-26	AT BATS	0 vs. West Georgia 03-10-26
2 vs. Bowling Green 02-14-26	HITS	0 - 7X Last vs. Duke 05-09-26
1 - 6X Last at California 04-02-26	RUNS SCORED	0 - 6X Last vs. Duke 05-09-26
2 vs. Stony Brook 02-22-26	RBIs	0 - 9X Last vs. Duke 05-09-26
0 - 12X Last vs. Duke 05-09-26	DOUBLES	0 - 12X Last vs. Duke 05-09-26
0 - 12X Last vs. Duke 05-09-26	TRIPLES	0 - 12X Last vs. Duke 05-09-26
1 at California 04-02-26	HOMERUNS	0 - 11X Last vs. Duke 05-09-26
4 at California 04-02-26	TOTAL BASES	0 - 7X Last vs. Duke 05-09-26
1 - 4X Last vs. West Georgia 03-10-26	WALKS	0 - 8X Last vs. Duke 05-09-26
3 vs. Wake Forest 04-26-26	STRIKEOUTS	0 - 6X Last vs. Duke 05-09-26
0 - 12X Last vs. Duke 05-09-26	STOLEN BASES	0 - 12X Last vs. Duke 05-09-26
1 vs. Bowling Green 02-14-26	PUTOUTS	0 - 12X Last vs. Duke 05-09-26
0 - 13X Last vs. Duke 05-09-26	ASSISTS	0 - 13X Last vs. Duke 05-09-26
0 - 13X Last vs. Duke 05-09-26	ERRORS	0 - 13X Last vs. Duke 05-09-26

#19 COUPET, Nathanael

HIGH	STAT	LOW
3 - 2X Last vs. Northwestern 02-28-26	PLATE APPEARANCES	1 - 5X Last at California 04-02-26
3 vs. Northwestern 02-28-26	AT BATS	0 vs. NC State 03-29-26
2 vs. Northwestern 02-28-26	HITS	0 - 4X Last at California 04-02-26
2 - 2X Last vs. Northwestern 02-28-26	RUNS SCORED	0 - 5X Last at California 04-02-26
4 vs. Northwestern 02-28-26	RBIs	0 - 4X Last at California 04-02-26
0 - 9X Last at California 04-02-26	DOUBLES	0 - 9X Last at California 04-02-26
0 - 9X Last at California 04-02-26	TRIPLES	0 - 9X Last at California 04-02-26
1 vs. Northwestern 02-28-26	HOMERUNS	0 - 8X Last at California 04-02-26
5 vs. Northwestern 02-28-26	TOTAL BASES	0 - 4X Last at California 04-02-26
1 vs. NC State 03-29-26	WALKS	0 - 8X Last at California 04-02-26
1 - 5X Last at California 04-02-26	STRIKEOUTS	0 - 4X Last vs. NC State 03-29-26
0 - 9X Last at California 04-02-26	STOLEN BASES	0 - 9X Last at California 04-02-26
6 vs. Bowling Green 02-14-26	PUTOUTS	0 - 8X Last vs. Duke 05-09-26
1 at California 04-02-26	ASSISTS	0 - 12X Last vs. Duke 05-09-26
0 - 13X Last vs. Duke 05-09-26	ERRORS	0 - 13X Last vs. Duke 05-09-26

PLAYER GAME HIGHS
#20 SPIVEY, Caden

HIGH	STAT	LOW
2.2 vs. Mercer 05-12-26	IP	0.1 - 2X Last vs. Georgia Southern 04-14-26
12 vs. Virginia Tech 03-08-26	BATTERS FACED	3 - 5X Last vs. Kennesaw State 04-07-26
3 - 2X Last vs. Georgia Southern 04-14-26	RUNS ALLOWED	0 - 7X Last vs. Mercer 05-12-26
3 - 2X Last vs. Georgia Southern 04-14-26	EARNED RUNS ALLOWED	0 - 7X Last vs. Mercer 05-12-26
5 vs. Virginia Tech 03-08-26	HITS ALLOWED	0 - 5X Last vs. Kennesaw State 04-07-26
3 - 2X Last vs. Virginia Tech 03-08-26	STRIKEOUTS	0 - 2X Last vs. Mercer 05-12-26
4 vs. Stony Brook 02-20-26	WALKS ALLOWED	0 - 6X Last at Kennesaw St. 04-28-26
2 vs. Virginia Tech 03-08-26	DOUBLES ALLOWED	0 - 10X Last vs. Mercer 05-12-26
0 - 13X Last vs. Mercer 05-12-26	TRIPLES ALLOWED	0 - 13X Last vs. Mercer 05-12-26
1 - 2X Last at Kennesaw St. 04-28-26	HOMERS ALLOWED	0 - 11X Last vs. Mercer 05-12-26
1 - 2X Last at Kennesaw St. 04-28-26	WILD PITCHES	0 - 11X Last vs. Mercer 05-12-26
1 - 2X Last at Kennesaw St. 04-28-26	HIT BATTERS	0 - 11X Last vs. Mercer 05-12-26
4 vs. Mercer 05-12-26	GROUNDOUTS	0 - 6X Last vs. Georgia Southern 04-14-26
5 at Kennesaw St. 04-28-26	FLYOUTS	0 - 6X Last vs. Georgia Southern 04-14-26

#15 UNDERWOOD, Cooper

HIGH	STAT	LOW
5 vs. Wake Forest 04-25-26	IP	0 at Clemson 03-14-26
17 vs. Wake Forest 04-25-26	BATTERS FACED	1 at Clemson 03-14-26
4 - 2X Last vs. Georgia Southern 04-14-26	RUNS ALLOWED	0 - 6X Last vs. North Carolina 05-24-26
4 - 2X Last vs. Georgia Southern 04-14-26	EARNED RUNS ALLOWED	0 - 6X Last vs. North Carolina 05-24-26
4 - 2X Last vs. Auburn 03-31-26	HITS ALLOWED	0 - 5X Last vs. North Carolina 05-24-26
7 vs. Wake Forest 04-25-26	STRIKEOUTS	0 - 3X Last at Boston College 05-16-26
3 vs. Virginia Tech 03-08-26	WALKS ALLOWED	0 - 4X Last vs. Duke 05-10-26
2 - 2X Last vs. Georgia Southern 04-14-26	DOUBLES ALLOWED	0 - 7X Last vs. North Carolina 05-24-26
0 - 12X Last vs. North Carolina 05-24-26	TRIPLES ALLOWED	0 - 12X Last vs. North Carolina 05-24-26
1 - 3X Last vs. Xavier 05-02-26	HOMERS ALLOWED	0 - 9X Last vs. North Carolina 05-24-26
0 - 12X Last vs. North Carolina 05-24-26	WILD PITCHES	0 - 12X Last vs. North Carolina 05-24-26
2 vs. Northwestern 03-01-26	HIT BATTERS	0 - 7X Last at Boston College 05-16-26
5 - 2X Last vs. Wake Forest 04-25-26	GROUNDOUTS	0 - 4X Last vs. Xavier 05-02-26
5 vs. Virginia Tech 03-08-26	FLYOUTS	0 - 4X Last vs. North Carolina 05-24-26

#14 BROWN, Cade

HIGH	STAT	LOW
4 vs. Bowling Green 02-14-26	PLATE APPEARANCES	1 - 3X Last vs. Kennesaw State 04-07-26
3 vs. Stony Brook 02-22-26	AT BATS	1 - 4X Last vs. Kennesaw State 04-07-26
1 - 3X Last vs. West Georgia 03-10-26	HITS	0 - 4X Last vs. Kennesaw State 04-07-26
1 - 3X Last vs. Virginia Tech 03-06-26	RUNS SCORED	0 - 4X Last vs. Kennesaw State 04-07-26
1 vs. Bowling Green 02-14-26	RBIs	0 - 6X Last vs. Kennesaw State 04-07-26
0 - 7X Last vs. Kennesaw State 04-07-26	DOUBLES	0 - 7X Last vs. Kennesaw State 04-07-26
0 - 7X Last vs. Kennesaw State 04-07-26	TRIPLES	0 - 7X Last vs. Kennesaw State 04-07-26
0 - 7X Last vs. Kennesaw State 04-07-26	HOMERUNS	0 - 7X Last vs. Kennesaw State 04-07-26
1 - 3X Last vs. West Georgia 03-10-26	TOTAL BASES	0 - 4X Last vs. Kennesaw State 04-07-26
2 vs. Bowling Green 02-14-26	WALKS	0 - 6X Last vs. Kennesaw State 04-07-26
2 at Georgia Southern 02-17-26	STRIKEOUTS	0 - 4X Last at California 04-02-26
0 - 7X Last vs. Kennesaw State 04-07-26	STOLEN BASES	0 - 7X Last vs. Kennesaw State 04-07-26
4 vs. Stony Brook 02-22-26	PUTOUTS	0 - 5X Last vs. Duke 05-09-26
1 - 2X Last at California 04-02-26	ASSISTS	0 - 8X Last vs. Duke 05-09-26
2 vs. Stony Brook 02-22-26	ERRORS	0 - 9X Last vs. Duke 05-09-26

PLAYER GAME HIGHS
#16 WILLCOX, Charlie

HIGH	STAT	LOW
2 - 3X Last vs. West Georgia 03-10-26	IP	0.2 at North Carolina 04-18-26
12 - 2X Last vs. Stony Brook 02-22-26	BATTERS FACED	3 - 2X Last at California 04-03-26
4 at Pitt 03-21-26	RUNS ALLOWED	0 - 4X Last at California 04-03-26
4 at Pitt 03-21-26	EARNED RUNS ALLOWED	0 - 4X Last at California 04-03-26
5 vs. Bowling Green 02-13-26	HITS ALLOWED	0 - 3X Last at California 04-03-26
3 vs. West Georgia 03-10-26	STRIKEOUTS	0 - 3X Last vs. Kennesaw State 04-07-26
3 at North Carolina 04-18-26	WALKS ALLOWED	0 - 5X Last at California 04-03-26
1 - 5X Last at North Carolina 04-18-26	DOUBLES ALLOWED	0 - 5X Last at California 04-03-26
0 - 10X Last at North Carolina 04-18-26	TRIPLES ALLOWED	0 - 10X Last at North Carolina 04-18-26
1 at Pitt 03-21-26	HOMERS ALLOWED	0 - 9X Last at North Carolina 04-18-26
1 at Georgia St. 03-03-26	WILD PITCHES	0 - 9X Last at North Carolina 04-18-26
2 - 2X Last vs. Kennesaw State 04-07-26	HIT BATTERS	0 - 8X Last at North Carolina 04-18-26
4 - 2X Last at Georgia St. 03-03-26	GROUNDOUTS	0 - 3X Last at North Carolina 04-18-26
2 - 2X Last vs. Kennesaw State 04-07-26	FLYOUTS	0 at Clemson 03-14-26

#99 BUURSEMA, Porter

HIGH	STAT	LOW
4 - 2X Last vs. Florida St. 04-10-26	IP	0 vs. Virginia Tech 03-08-26
16 vs. Florida St. 04-10-26	BATTERS FACED	2 vs. Virginia Tech 03-08-26
7 at North Carolina 04-18-26	RUNS ALLOWED	0 - 4X Last vs. West Georgia 03-10-26
7 at North Carolina 04-18-26	EARNED RUNS ALLOWED	0 - 5X Last at California 04-03-26
5 vs. NC State 03-28-26	HITS ALLOWED	0 - 4X Last at Pitt 03-21-26
7 vs. Florida St. 04-10-26	STRIKEOUTS	0 vs. Virginia Tech 03-08-26
4 - 2X Last at North Carolina 04-18-26	WALKS ALLOWED	1 - 5X Last vs. Florida St. 04-10-26
1 - 3X Last at California 04-03-26	DOUBLES ALLOWED	0 - 7X Last at North Carolina 04-18-26
0 - 10X Last at North Carolina 04-18-26	TRIPLES ALLOWED	0 - 10X Last at North Carolina 04-18-26
1 - 2X Last at North Carolina 04-18-26	HOMERS ALLOWED	0 - 8X Last at California 04-03-26
2 at North Carolina 04-18-26	WILD PITCHES	0 - 7X Last vs. Florida St. 04-10-26
0 - 10X Last at North Carolina 04-18-26	HIT BATTERS	0 - 10X Last at North Carolina 04-18-26
4 vs. Florida St. 04-10-26	GROUNDOUTS	0 - 2X Last vs. Virginia Tech 03-08-26
3 at California 04-03-26	FLYOUTS	0 - 4X Last vs. West Georgia 03-10-26

#26 VICENS, James

HIGH	STAT	LOW
1.2 at Kennesaw St. 04-28-26	IP	0 at Clemson 03-14-26
11 at Kennesaw St. 04-28-26	BATTERS FACED	1 - 3X Last at North Carolina 04-17-26
4 at Kennesaw St. 04-28-26	RUNS ALLOWED	0 - 5X Last at North Carolina 04-17-26
4 at Kennesaw St. 04-28-26	EARNED RUNS ALLOWED	0 - 6X Last at North Carolina 04-17-26
3 vs. Georgia State 02-24-26	HITS ALLOWED	0 - 7X Last at North Carolina 04-17-26
3 vs. Kennesaw State 04-07-26	STRIKEOUTS	0 at Clemson 03-14-26
3 at Kennesaw St. 04-28-26	WALKS ALLOWED	0 - 4X Last at North Carolina 04-17-26
0 - 9X Last at Kennesaw St. 04-28-26	DOUBLES ALLOWED	0 - 9X Last at Kennesaw St. 04-28-26
0 - 9X Last at Kennesaw St. 04-28-26	TRIPLES ALLOWED	0 - 9X Last at Kennesaw St. 04-28-26
1 at Kennesaw St. 04-28-26	HOMERS ALLOWED	0 - 8X Last at North Carolina 04-17-26
1 - 2X Last at Kennesaw St. 04-28-26	WILD PITCHES	0 - 7X Last at North Carolina 04-17-26
1 at Kennesaw St. 04-28-26	HIT BATTERS	0 - 8X Last at North Carolina 04-17-26
1 - 2X Last at Kennesaw St. 04-28-26	GROUNDOUTS	0 - 7X Last at North Carolina 04-17-26
3 at Kennesaw St. 04-28-26	FLYOUTS	0 - 6X Last at North Carolina 04-17-26

PLAYER GAME HIGHS
#55 MCKELVEY, Adam

HIGH	STAT	LOW
1.1 vs. Stony Brook 02-20-26	IP	0 at Clemson 03-14-26
9 at Pitt 03-20-26	BATTERS FACED	1 at Clemson 03-14-26
3 at Pitt 03-20-26	RUNS ALLOWED	0 - 4X Last vs. West Georgia 03-10-26
3 at Pitt 03-20-26	EARNED RUNS ALLOWED	0 - 4X Last vs. West Georgia 03-10-26
2 - 2X Last at California 04-02-26	HITS ALLOWED	0 - 4X Last at Clemson 03-14-26
3 vs. Bowling Green 02-14-26	STRIKEOUTS	0 - 2X Last at North Carolina 04-18-26
3 at Pitt 03-20-26	WALKS ALLOWED	0 - 4X Last at North Carolina 04-18-26
1 vs. Bowling Green 02-14-26	DOUBLES ALLOWED	0 - 7X Last at North Carolina 04-18-26
0 - 8X Last at North Carolina 04-18-26	TRIPLES ALLOWED	0 - 8X Last at North Carolina 04-18-26
1 - 2X Last at North Carolina 04-18-26	HOMERS ALLOWED	0 - 6X Last at California 04-02-26
0 - 8X Last at North Carolina 04-18-26	WILD PITCHES	0 - 8X Last at North Carolina 04-18-26
1 at Pitt 03-20-26	HIT BATTERS	0 - 7X Last at North Carolina 04-18-26
1 at North Carolina 04-18-26	GROUNDOUTS	0 - 7X Last at California 04-02-26
2 - 2X Last at California 04-02-26	FLYOUTS	0 - 2X Last at Clemson 03-14-26

#0 DEE, Michael

HIGH	STAT	LOW
2 - 2X Last vs. Stony Brook 02-22-26	PLATE APPEARANCES	1 at Georgia Southern 02-17-26
2 vs. Bowling Green 02-14-26	AT BATS	1 - 2X Last vs. Stony Brook 02-22-26
1 - 2X Last vs. Stony Brook 02-22-26	HITS	0 at Georgia Southern 02-17-26
1 - 3X Last vs. Stony Brook 02-22-26	RUNS SCORED	1 - 3X Last vs. Stony Brook 02-22-26
1 vs. Stony Brook 02-22-26	RBI's	0 - 2X Last at Georgia Southern 02-17-26
0 - 3X Last vs. Stony Brook 02-22-26	DOUBLES	0 - 3X Last vs. Stony Brook 02-22-26
0 - 3X Last vs. Stony Brook 02-22-26	TRIPLES	0 - 3X Last vs. Stony Brook 02-22-26
0 - 3X Last vs. Stony Brook 02-22-26	HOMERUNS	0 - 3X Last vs. Stony Brook 02-22-26
1 - 2X Last vs. Stony Brook 02-22-26	TOTAL BASES	0 at Georgia Southern 02-17-26
1 vs. Stony Brook 02-22-26	WALKS	0 - 2X Last at Georgia Southern 02-17-26
1 - 2X Last at Georgia Southern 02-17-26	STRIKEOUTS	0 vs. Stony Brook 02-22-26
0 - 3X Last vs. Stony Brook 02-22-26	STOLEN BASES	0 - 3X Last vs. Stony Brook 02-22-26
2 vs. Stony Brook 02-20-26	PUTOUTS	0 - 6X Last vs. Duke 05-09-26
2 vs. Stony Brook 02-22-26	ASSISTS	0 - 6X Last vs. Duke 05-09-26
0 - 7X Last vs. Duke 05-09-26	ERRORS	0 - 7X Last vs. Duke 05-09-26

#5 STEPHENSON, Dominic

HIGH	STAT	LOW
2 - 2X Last vs. Stony Brook 02-22-26	PLATE APPEARANCES	1 - 2X Last vs. Virginia Tech 03-06-26
2 vs. Stony Brook 02-22-26	AT BATS	0 vs. Virginia Tech 03-06-26
2 vs. Stony Brook 02-22-26	HITS	0 - 3X Last vs. Virginia Tech 03-06-26
1 - 2X Last vs. Stony Brook 02-22-26	RUNS SCORED	0 - 2X Last vs. Virginia Tech 03-06-26
3 vs. Stony Brook 02-22-26	RBI's	0 - 3X Last vs. Virginia Tech 03-06-26
0 - 4X Last vs. Virginia Tech 03-06-26	DOUBLES	0 - 4X Last vs. Virginia Tech 03-06-26
1 vs. Stony Brook 02-22-26	TRIPLES	0 - 3X Last vs. Virginia Tech 03-06-26
0 - 4X Last vs. Virginia Tech 03-06-26	HOMERUNS	0 - 4X Last vs. Virginia Tech 03-06-26
4 vs. Stony Brook 02-22-26	TOTAL BASES	0 - 3X Last vs. Virginia Tech 03-06-26
1 vs. Virginia Tech 03-06-26	WALKS	0 - 3X Last vs. Stony Brook 02-22-26
1 - 2X Last at Georgia Southern 02-17-26	STRIKEOUTS	0 - 2X Last vs. Virginia Tech 03-06-26
0 - 4X Last vs. Virginia Tech 03-06-26	STOLEN BASES	0 - 4X Last vs. Virginia Tech 03-06-26
3 - 2X Last at Georgia Southern 02-17-26	PUTOUTS	0 - 2X Last vs. Duke 05-08-26
0 - 5X Last vs. Duke 05-08-26	ASSISTS	0 - 5X Last vs. Duke 05-08-26
0 - 5X Last vs. Duke 05-08-26	ERRORS	0 - 5X Last vs. Duke 05-08-26

PLAYER GAME HIGHS
#39 NEISES, Tyler

HIGH	STAT	LOW
3 vs. Bowling Green 02-14-26	PLATE APPEARANCES	1 - 2X Last vs. Duke 05-09-26
2 vs. Bowling Green 02-14-26	AT BATS	0 vs. Duke 05-09-26
1 - 2X Last at Georgia Southern 02-17-26	HITS	0 vs. Duke 05-09-26
2 vs. Bowling Green 02-14-26	RUNS SCORED	0 - 2X Last vs. Duke 05-09-26
0 - 3X Last vs. Duke 05-09-26	RBI's	0 - 3X Last vs. Duke 05-09-26
0 - 3X Last vs. Duke 05-09-26	DOUBLES	0 - 3X Last vs. Duke 05-09-26
0 - 3X Last vs. Duke 05-09-26	TRIPLES	0 - 3X Last vs. Duke 05-09-26
0 - 3X Last vs. Duke 05-09-26	HOMERUNS	0 - 3X Last vs. Duke 05-09-26
1 - 2X Last at Georgia Southern 02-17-26	TOTAL BASES	0 vs. Duke 05-09-26
1 - 2X Last vs. Duke 05-09-26	WALKS	0 at Georgia Southern 02-17-26
1 vs. Bowling Green 02-14-26	STRIKEOUTS	0 - 2X Last vs. Duke 05-09-26
0 - 3X Last vs. Duke 05-09-26	STOLEN BASES	0 - 3X Last vs. Duke 05-09-26
2 at Georgia Southern 02-17-26	PUTOUTS	0 - 3X Last vs. Duke 05-09-26
0 - 4X Last vs. Duke 05-09-26	ASSISTS	0 - 4X Last vs. Duke 05-09-26
0 - 4X Last vs. Duke 05-09-26	ERRORS	0 - 4X Last vs. Duke 05-09-26


#41 HARTWELL, Judson

HIGH	STAT	LOW
2 - 2X Last vs. Stony Brook 02-22-26	PLATE APPEARANCES	1 at Georgia Southern 02-17-26
2 vs. Stony Brook 02-22-26	AT BATS	1 - 2X Last at Georgia Southern 02-17-26
1 - 2X Last at Georgia Southern 02-17-26	HITS	0 vs. Stony Brook 02-22-26
2 vs. Bowling Green 02-14-26	RUNS SCORED	0 - 2X Last vs. Stony Brook 02-22-26
1 at Georgia Southern 02-17-26	RBI's	0 - 2X Last vs. Stony Brook 02-22-26
0 - 3X Last vs. Stony Brook 02-22-26	DOUBLES	0 - 3X Last vs. Stony Brook 02-22-26
0 - 3X Last vs. Stony Brook 02-22-26	TRIPLES	0 - 3X Last vs. Stony Brook 02-22-26
0 - 3X Last vs. Stony Brook 02-22-26	HOMERUNS	0 - 3X Last vs. Stony Brook 02-22-26
1 - 2X Last at Georgia Southern 02-17-26	TOTAL BASES	0 vs. Stony Brook 02-22-26
1 vs. Bowling Green 02-14-26	WALKS	0 - 2X Last vs. Stony Brook 02-22-26
0 - 3X Last vs. Stony Brook 02-22-26	STRIKEOUTS	0 - 3X Last vs. Stony Brook 02-22-26
0 - 3X Last vs. Stony Brook 02-22-26	STOLEN BASES	0 - 3X Last vs. Stony Brook 02-22-26
1 vs. Bowling Green 02-14-26	PUTOUTS	0 - 3X Last at California 04-02-26
0 - 4X Last at California 04-02-26	ASSISTS	0 - 4X Last at California 04-02-26
0 - 4X Last at California 04-02-26	ERRORS	0 - 4X Last at California 04-02-26



TV/RADIO ROSTER

2026 NCAA Tournament • Atlanta Regional • May 29-June 1 • Mac Nease Baseball Park at Russ Chandler Stadium • Atlanta, Ga.



#0
MICHAEL DEE
 INF • R/R • 6-2 • 174 • Fr.
 Stone Mountain, Ga. (St. Pius X)




#1
PARKER BROSIOUS
 OF • R/L • 6-1 • 200 • Sr.
 Suwanee, Ga. (Lambert HS)




#2
JARREN ADVINCULA
 INF • L/R • 6-2 • 195 • Jr.
 Santa Clara, Calif. (Cal)



#3
CARSON KERCE
 INF • R/R • 5-11 • 200 • Jr.
 Marietta, Ga. (Pope HS)



#4
ALEX HERNANDEZ
 RHP/UTL • R/R • 6-2 • 210 • So.
 Cumming, Ga. (Forsyth Central)




#5
DOMINIC STEPHENSON
 C/OF • R/R • 6-0 • 208 • Fr.
 Marietta, Ga. (Harrison HS)



#6
CALEB DANIEL
 OF • L/R • 6-0 • 188 • So.
 Cartersville, Ga. (Cartersville HS)



#7
WILL BAKER
 INF • L/R • 6-0 • 197 • So.
 Upper Coomera, Queensland, Australia



#8
DREW BURRESS
 OF • R/R • 5-9 • 185 • Jr.
 Houston County, Ga. (Houston Co. HS)



#9
COLEMAN LEWIS
 OF • L/R • 6-1 • 220 • Fr.
 Lake Park, Ga. (Lowndes HS)




#10
KENT SCHMIDT
 INF • L/R • 6-0 • 225 • Jr.
 Marietta, Ga. (Georgia Southern)



#11
RYAN ZUCKERMAN
 INF • R/R • 6-4 • 230 • Jr.
 Yardley, Pa. (Pitt)



#14
CADE BROWN
 OF/INF • R/R • 6-1 • 210 • So.
 Lilburn, Ga. (Georgia)




#15
COOPER UNDERWOOD
 LHP • L/L • 6-1 • 190 • Fr.
 Acworth, Ga. (Allatoona HS)




#16
CHARLIE WILLCOX
 RHP • S/R • 6-3 • 218 • Fr.
 Santa Rosa Beach, Fla. (South Walton HS)



#18
CADEN GAUDETTE
 RHP • R/R • 6-0 • 207 • R-Jr.
 Alpharetta, Ga. (Milton HS)



#19
NATHANAEL COUPET
 C/INF • R/R • 6-0 • 218 • R-So.
 Boynton Beach, Fl. (North Broward Prep)




#20
CADEN SPIVEY
 RHP • R/R • 6-2 • 193 • Sr.
 Vidalia, Ga. (Notre Dame)



#21
CARSON BALLARD
 RHP • R/R • 6-1 • 195 • R-Jr.
 Alpharetta, Ga. (Wesleyan HS)




#22
TATE MCKEE
 RHP • R/R • 6-3 • 210 • Jr.
 Kennesaw, Ga. (Mount Paran Christian)



#24
JACKSON BLAKELY
 RHP • R/R • 6-0 • 220 • So.
 Thomaston Ga. (Upton-Lee HS)



#25
VAHN LACKEY
 C/INF • R/R • 6-2 • 215 • Jr.
 Suwanee, Ga. (Collins Hill HS)



#26
JAMIE VICENS
 RHP • R/R • 6-5 • 202 • Fr.
 Atlanta, Ga. (Marist School)




#29
MASON PATEL
 RHP • R/R • 6-1 • 208 • Gr.
 Knoxville, Tenn. (Georgia State)



#31
JUSTIN SHADEK
 RHP • R/R • 6-6 • 235 • R-So.
 Kinnelon, N.J. (Rutgers)



#32
BRETT BARFIELD
 LHP • L/L • 6-1 • 215 • Sr.
 Cumming, Ga. (Florida St.)



#34
DREW ROGERS
 C • R/R • 6-1 • 220 • So.
 Tempe, Ariz. (Hamilton HS)




#35
JAKE LANKIE
 RHP • R/R • 6-2 • 191 • R-So.
 Alpharetta, Ga. (Georgia)



#37
DYLAN LOY
 LHP • L/L • 6-0 • 208 • Jr.
 Pigeon Forge, Tenn. (Tennessee)



#39
TYLER NEISES
 OF • L/R • 6-3 • 225 • Jr.
 Dalton, Ga. (Dalton HS)



#41
JUDSON HARTWELL
 INF • R/R • 6-3 • 215 • Fr.
 Watkinsville, Ga. (Prince Ave. Christian)



#43
DIMITRI ANGELAKOS
 RHP • R/R • 6-1 • 214 • R-Fr.
 Woodstock, Ga. (Etowah HS)



#49
KAYDEN CAMPBELL
 LHP • R/L • 6-2 • 205 • Jr.
 Cincinnati, Ohio (Louisville)



#54
RILEY HASENSTAB
 RHP • R/R • 6-2 • 218 • R-Fr.
 Duluth, Ga. (Duluth HS)



#55
ADAM MCKELVEY
 LHP • L/L • 6-3 • 229 • So.
 Roswell, Ga. (Roswell HS)




#99
PORTER BUURSEMA
 RHP • R/R • 6-1 • 198 • Jr.
 Woodstock, Ga. (Georgia Southern)




#13
JAMES RAMSEY
 Head Coach (1st Season)
 8th year at Tech



#77
MATT TAYLOR
 Pitching Coach/Recruiting Coord.
 3rd Season



#27
SCOTT STRICKLIN
 Assistant Coach (1st Season)
 7th Year at Tech



#48
JOSH SCHULMAN
 Assistant Coach (2nd Season)



JASON RICHMAN
 Director of Pitching
 3rd Season



TREY YUNGER
 Director of Operations
 1st Season