

GEORGIA TECH®

131ST SEASON • 36 NCAA REGIONAL APPEARANCES • 3 COLLEGE WORLD SERIES APPEARANCES • 10 ACC CHAMPIONSHIPS

2026 Official Game Notes | RamblinWreck.com | Contact: Anthony Brandt • abrandt@athletics.gatech.edu • (817) 757-6979

GEORGIA TECH BY THE NUMBERS

Overall Record.....	45-9
ACC Record.....	25-5
at Mac Nease Baseball Park.....	30-4
Road Games.....	13-4
Neutral Site Games.....	2-0
Streak.....	W3
Last 10.....	8-2

2026 SCHEDULE / RESULTS

Date	Opponent	Time/Result
2/13	BOWLING GREEN	W, 11-5
2/14	BOWLING GREEN	W, 27-4
2/14	BOWLING GREEN	W, 12-2 (7)
2/17	GEORGIA SOUTHERN	W, 25-1
2/20	STONY BROOK	W, 14-5
2/20	STONY BROOK	W, 10-5 (7)
2/21	STONY BROOK	W, 6-5 (10)
2/22	STONY BROOK	W, 21-3 (7)
2/24	GEORGIA STATE	L, 4-9
2/27	NORTHWESTERN	W, 17-3 (7)
2/28	NORTHWESTERN	W, 13-3 (7)
3/1	NORTHWESTERN	W, 14-6
3/3	GEORGIA STATE^	W, 4-1
3/6	VIRGINIA TECH	W, 16-1 (7)
3/7	VIRGINIA TECH	W, 14-5
3/8	VIRGINIA TECH	L, 6-9
3/10	WEST GEORGIA	W, 14-0 (7)
3/12	#8 CLEMSON	W, 10-0 (7)
3/13	#8 CLEMSON	W, 9-3
3/14	#8 CLEMSON	L, 7-13
3/17	#4 AUBURN	L, 2-9
3/20	PITTSBURGH	W, 11-9
3/21	PITTSBURGH	L, 9-14
3/22	PITTSBURGH	W, 12-4 (7)
3/27	#14 NC STATE	W, 3-1
3/28	#14 NC STATE	W, 6-4
3/29	#14 NC STATE	W, 10-0 (8)
3/31	#11 AUBURN	W, 13-3 (8)
4/2	CALIFORNIA	W, 17-2 (7)
4/3	CALIFORNIA	W, 7-2
4/4	CALIFORNIA	W, 9-3
4/7	KENNESAW STATE	W, 11-4
4/9	#5 FLORIDA STATE	W, 4-3
4/10	#5 FLORIDA STATE	W, 8-3
4/11	#5 FLORIDA STATE	W, 17-3 (7)
4/14	GEORGIA SOUTHERN	W, 13-9
4/17	#3 NORTH CAROLINA	L, 2-5
4/18	#3 NORTH CAROLINA	L, 4-14 (8)
4/19	#3 NORTH CAROLINA	W, 5-2
4/21	#5 GEORGIA*	W, 14-4 (7)
4/24	WAKE FOREST	W, 6-5
4/25	WAKE FOREST	W, 14-11
4/26	WAKE FOREST	W, 6-5
4/28	KENNESAW STATE	W, 10-7
5/1	XAVIER	L, 4-8 (10)
5/2	XAVIER	W, 7-5
5/3	XAVIER	W, 14-6
5/8	DUKE	W, 10-9 (10)
5/9	DUKE	W, 15-2 (7)
5/10	DUKE	W, 14-1 (7)
5/12	MERCER	L, 9-12
5/14	#23 BOSTON COLLEGE	W, 9-0
5/15	#23 BOSTON COLLEGE	W, 14-1
5/16	#23 BOSTON COLLEGE	W, 15-2 (7)
5/21	ACC QUARTERFINALS%	3 pm
5/23	ACC SEMIFINALS%	1 pm
5/24	ACC FINALS%	12 pm

* Game held at Truist Park

^ Game held at Gwinnett Field

% Game held at Truist Field - Charlotte, N.C.

Home games in Gold

ACC CHAMPIONSHIP WEEK



#1 SEED GEORGIA TECH YELLOW JACKETS

Overall Record.....	45-9, 25-5 ACC
Ranking	#2 BA & NCBWA / No. 3 D1, PG & Coaches
Head Coach	James Ramsey
Career Record	45-9 (1st season)
Record at GT	Same
Record Last Week.....	3-0 at No. 23 BC / 0-1 vs. Mercer

GT HISTORY AT ACC CHAMPIONSHIP

Tournament Appearances.....	45
ACC Tournament Record.....	84-71 (.545)
ACC Tournament Championship	9 (last: 2014)
Record under James Ramsey.....	0-0 (1st season)
Record at Truist Field.....	2-5 (.286)
Record Last Year... 1-1 (W, 10-3 vs. Cal / L, 4-9 vs. CU)	

MATCHUPS AT A GLANCE

GT	OFFENSE	D1 Rank (ACC)	GT	PITCHING/DEFENSE	D1 Rank (ACC)
.358	Batting	1st (1st)	4.58	ERA	39th (5th)
.630	Slugging	1st (1st)	451.2	IP	171st (12th)
.469	On-Base Pct	1st (1st)	0	CGs	155th (8th)
141	Doubles	3rd (1st)	12	Saves	75th (5th)
14	Triples	47th (3rd)	522/207	K/BB	31st (3rd)
114	Home Runs	4th (1st)	.243	OBA	37th (5th)
351	Walks	3rd (2nd)	45	Errors	63rd (4th)
59/65	SB/SBA	174th (8th)	27	Double Plays	256th (15th)

PROBABLE PITCHERS



Tate McKee
#22 Jr. RHP 8-1
68.0 IP / 4.10 ERA
1.34 WHIP / 84 Ks



Carson Ballard
#21 R-Jr. RHP 7-0
38.0 IP / 3.08 ERA
1.32 WHIP / 39 Ks



Jackson Blakely
#24 So. LHP 7-1
55.2 IP / 2.75 ERA
1.19 WHIP / 61 Ks

TOP STORYLINES

- GT owns a 45-9 record, the greatest win percentage since 1920 (16-2) and a 25-5 mark in the ACC, tied with 2015 Louisville for the most ACC wins in a 30-game conference season.
- Georgia Tech outscored their ACC opponents 289-136, the largest run differential in ACC history (+153) and more than double the differential put up by Louisville in 2015 (+74).
- Georgia Tech has won back-to-back ACC regular season titles for the 2nd time in program history: 1st since 2004/2005
- Georgia Tech is the first back-to-back ACC Regular Season Champion since UVA in 2010/2011 (15 years)
- This is GT's 11th Regular Season ACC Championship and 8th outright season title.
- James Ramsey becomes the first ACC Coach to win a Regular Season Title in his first season since 1994 (Jack Leggett at Clemson) and the first coach to win the ACC regular season in his first season as a head coach since 1958 (Bill Wilhelm at Clemson).
- GT is the first program in ACC history to win back-to-back ACC championships with two different head coaches, Danny Hall in 2025 and James Ramsey in 2026.
- Tech is looking to become the first team to win both the ACC regular season and Tournament title since North Carolina in 2013.
- The feat has only been accomplished 13 times in 52 seasons, with Georgia Tech doing so three times (2005, 2000 & 1987).
- The Yellow Jackets were awarded six all-conference players including a program record five first-team members: Lackey, Burress, Advincula, Kerce and Zuckerman. McKee was named 2nd team, Tech's first starting pitcher to be named to one of the first two all-conference teams since Brant Hurter in 2021.
- James Ramsey was named ACC Coach of the Year, becoming the first coach to ever win the award in his first season as a HC.
- Lackey was named Defensive Player of the Year, joining Joey Bart (2018) as the only Jackets to win the award.
- Tech has won a program-record 13 series this season.
- The Jackets have won 11 games against Top 15 teams (11-3) for the first time ever and set a program record with a 14-3 record against Top 25 teams.
- GT leads the nation with 19 Quad 1 wins. Tech's 19-5 record against Quad 1 teams is the highest win % in the nation among teams with 10+ games played against Quad 1 opponents.

- The Jackets swept four straight ACC Home series for the first time in program history, tying 2005 for the best home conference record ever recorded at GT: 14-1.
- Tech has swept a program record 9 series this season, including each of their last three (vs. WF, vs. Duke and at No. 23 BC).
- The Jackets own the best offense in the country and the best offense in modern college baseball history. In the 16 seasons of the BBCOR era, the 2026 Jackets produced the best average (.358), OBP (.469), slugging % (.630), hits (674) and the most runs (578) of any Power conference team over a regular season.
- The 2026 offense is currently on pace to set program records in batting average (.358 – record is .347), on-base percentage (.469 – record is .434), slugging percentage (.630 – record is .575) and runs-per-game (10.7 – record is 10.3).
- Tech leads Division I in six standard statistical categories: batting average (.358), on-base percentage (.469), slugging (.630), OPS (1.099), hits (674) and runs (578) and are Top 5 in multiple others: doubles (3rd – 141), walks (3rd – 351) and home runs (4th – 114).
- The Jackets are the only team in the nation to be averaging double-digit runs per game this season (10.7).
- GT is winning games at a 6.0 average margin, 1.5 runs more than 2nd (UCLA - 4.5). The same as the gap from No. 2 to No. 15.
- GT's 578 runs are the highest total for a single season in the program's BBCOR era (since 2011) and tied for the 6th-most ever recorded in a single season at GT – most since 2006.
- Tech pitching led the ACC in both ERA (4.36) and fewest runs allowed (136) in conference play this season.
- Tech has scored 10 or more runs in 31 of its 54 games.
- Drew Burress tied the program record with his 57th career home run, tying the record set by Jason Varitek from 1991-94.
- Carson Kerce set the new program record for doubles in a single season, collecting double No. 28 in the 53rd game of the season.
- Jarren Advincula leads the nation with 100 hits this season, becoming the 14th Yellow Jacket in program history to record 100 hits in a single season and the first since 2005.
- He is batting .441 for the season, the highest in Power 4, No. 2 in the nation and the 4th highest in program history. He has the highest batting average of any Tech player since with more than 200 ABs in a season and the most since 1979.

2026 QUICK FACTS
GENERAL INFORMATION

School.....Georgia Institute of Technology (Georgia Tech)
Location.....Atlanta, Ga.
Enrollment.....53,067
Founded.....1885
Nickname.....Yellow Jackets, Ramblin' Wreck
Mascot....."Buzz" the Yellow Jacket
Official Colors.....Tech Gold and White
Conference.....Atlantic Coast Conference (ACC)
President.....Dr. Angel Cabrera
Faculty Athletic Representative.....Dr. Jenna Jordan
Director of Athletics.....Ryan Alpert
Website.....www.RamblinWreck.com

BASEBALL STAFF

Head Coach.....James Ramsey (1st season - 8th at Tech)
 Alma Mater, Year.....Florida State, 2012
Ast. Coach/Pitching/Recruiting Coord......Matt Taylor (3rd year)
 Alma Mater, Year.....Columbus State, 2017
Assistant Coach/Catchers.....Scott Stricklin (1st year)
 Alma Mater, Year.....Kent State, 1993
Assistant Coach/Base Runners.....Josh Schulman (2nd year)
 Alma Mater, Year.....Rochester, 2015 & Texas A&M, 2017
Director of Baseball Operations.....Trey Yunger
Strength and Conditioning.....Steve Tamborra
Athletic Trainer.....Paul Wolkoff
Equipment Manager.....Bill Shackelford
Director of Sports Psychology.....Dr. Jenny Kraska

HISTORICAL INFORMATION

Record Since 1895.....2,726-1,731-27 (.611)
Record at Mac Nease Baseball Park (since 1985)
1,080-351-1 (.754)
ACC Regular Season Record (since 1980)
652-479-2 (.576)
ACC Regular Season Championships (Divisional).....11
 1987, 1993, 1997, 2000, 2004, 2005, (2011, 2019, 2021),
 2025, 2026
ACC Tournament Appearances.....45
ACC Tournament Record.....84-70 (.545)
ACC Tournament Championships.....9
 1985, 1986, 1987, 1988, 2000, 2003, 2005, 2012, 2014
NCAA Tournament Appearances.....36
 1959, 1971, 1985, 1986, 1987, 1988, 1989, 1990, 1991,
 1992, 1993, 1994, 1995, 1996, 1997, 1998, 2000, 2001,
 2002, 2003, 2004, 2005, 2006, 2008, 2009, 2010, 2011,
 2012, 2013, 2014, 2016, 2019, 2021, 2022, 2024, 2025
NCAA Tournament Record.....80-73 (.523)
NCAA Super Regional Appearances.....5
 2000, 2002, 2004, 2005, 2006
College World Series Appearances.....3
 1994 (2nd), 2002 (T-5th), 2006 (T-7th)
College World Series Record.....4-5 (.444)

STADIUM INFORMATION

Name.....Mac Nease Baseball Park at Russ Chandler Stadium
Year Opened.....1985
Last Renovated.....2020-21
Capacity.....3,194
Dimensions.....329-382-390-350-334
Fence Height.....10 feet
Address.....Fowler Street & Fifth Street, Atlanta, Ga. 30332

2026 TEAM INFORMATION

Lettermen Returning.....24
Starting Position Players.....8
Starting Pitchers.....2
Newcomers.....12

2025 YEAR IN REVIEW

Overall Record.....41-19
ACC Record.....19-11
ACC Finish.....Regular Season Champions
ACC Tournament.....1-1
Final Ranking.....No. 24

NO.	NAME	POS.	YR	B/T	HT	WT	HOMETOWN(LAST SCHOOL)
0	Michael Dee	INF	FR	R/R	6'2"	174	Stone Mountain, GA. (St. Pius X)
1	Parker Brosius	OF	SR	R/L	6'1"	200	Suwanee, GA. (Lambert HS)
2	Jarren Advincula	INF	JR	L/R	6'2"	195	Santa Clara, Calif. (California)
3	Carson Kerce	INF	JR	R/R	5'11"	200	Marietta, GA. (Pope HS)
4	Alex Hernandez	UTL/RHP	SO	R/R	6'2"	210	Cumming, GA. (Forsyth Central HS)
5	Dominic Stephenson	C/OF	FR	R/R	6'0"	208	Marietta, GA. (Harrison HS)
6	Caleb Daniel	OF	SO	L/R	6'0"	188	Cartersville, GA. (Cartersville HS)
7	Will Baker	INF/OF	SO	L/R	6'0"	197	Upper Coomera, Queensland, Australia
8	Drew Burress	OF	JR	R/R	5'9"	185	Houston County, GA. (Houston County HS)
9	Coleman Lewis	OF	FR	L/R	6'1"	220	Lake Park, GA. (Lowndes HS)
10	Kent Schmidt	INF	JR	L/R	6'0"	225	Marietta, GA. (Georgia Southern)
11	Ryan Zuckerman	INF	JR	R/R	6'4"	230	Yardley, PA. (Pittsburgh)
14	Cade Brown	OF/INF	SO	R/R	6'1"	210	Lilburn, GA. (Georgia)
15	Cooper Underwood	LHP	FR	L/L	6'1"	190	Acworth, GA. (Allatoona HS)
16	Charlie Willcox	RHP	FR	S/R	6'3"	218	Santa Rosa Beach, Fla. (South Walton HS)
18	Caden Gaudette	RHP	R-JR.	R/R	6'0"	207	Alpharetta, GA. (Milton HS)
19	Nathanael Coupet	C/INF	R-SO.	R/R	6'0"	218	Boynton Beach, FL (North Broward Prep)
20	Caden Spivey	RHP	SR	R/R	6'2"	193	Vidalia, GA. (Notre Dame)
21	Carson Ballard	RHP	SR	R/R	6'1"	195	Alpharetta, GA. (Wesleyan HS)
22	Tate McKee	RHP	JR	R/R	6'3"	210	Kennesaw, GA. (Mount Paran Christian)
24	Jackson Blakely	RHP	SO	R/R	6'0"	220	Thomaston GA. (Upson-Lee HS)
25	Vahn Lackey	C/INF	JR	R/R	6'2"	215	Suwanee, GA. (Collins Hill HS)
26	Jamie Vicens	RHP	FR	R/R	6'5"	202	Atlanta, GA. (Marist School)
29	Mason Patel	RHP	GR	R/R	6'1"	208	Knoxville, TN Georgia State)
31	Justin Shadek	RHP	R-SO	R/R	6'6"	235	Kinnelon, N.J. (Rutgers)
32	Brett Barfield	LHP	SR	L/L	6'1"	215	Cumming, GA. (Florida State)
34	Drew Rogers	C	SO	R/R	6'1"	220	Tempe, AZ (Hamilton HS)
35	Jake Lankie	RHP	R-SO	R/R	6'2"	191	Alpharetta, GA. (Georgia)
37	Dylan Loy	LHP	JR	L/L	6'0"	208	Pigeon Forge, Tenn. (Tennessee)
39	Tyler Neises	OF/INF	JR	L/R	6'3"	225	Dalton, GA. (Dalton HS)
41	Judson Hartwell	INF/OF	FR	R/R	6'3"	215	Watkinsville, Ga. (Prince Avenue Christian)
43	Dimitri Angelakos	RHP	R-FR	R/R	6'1"	214	Woodstock, GA. (Etowah HS)
49	Kayden Campbell	LHP	SR	R/L	6'1"	210	Cincinnati, OH (Louisville)
54	Riley Hasenstab	RHP	R-FR	R/R	6'2"	218	Duluth, GA. (Duluth HS)
55	Adam McKelvey	LHP	SO	L/L	6'4"	248	Roswell, GA. (Roswell HS)
99	Porter Buursema	RHP	JR	R/R	6'1"	200	Woodstock, GA. (Georgia Southern)

Coaching Staff

Head Coach – James Ramsey (1st Season)
Assistant Coach/Pitching/Recruiting Coord. – Matt Taylor (3rd Season)
Assistant Coach – Scott Stricklin (1st season)
Assistant Coach – Josh Schulman (2nd season)
Director of Pitching - Jason Richman (3rd Season)
Director of Operations - Trey Yunger (1st season)
Player Development Coach - Steve Tamborra (26th season)
Athletic Trainer - Paul Wolkoff (17th season)
Director of Sports Psychology - Dr. Jenny Kraska (2nd Season)

PRO-NUN-SEE-AY-SHUN GUIDE

MICHAEL DEE....."D"
 PARKER BROSIOUS.....BRO-ZHUS
 JARREN ADVINCULA.....AD-VINK-YOU-LA
 CADEN GAUDETTE.....GOD-DET
 NATHANAEL COUPE.....COO-PAY
 CADEN SPIVEY.....SPY-VEE
 VAHN LACKEY.....LIKE "VAUGHN"
 JAMIE VICENS.....VI-SENS
 JUSTIN SHADEK.....SHAD-ICK
 TYLER NEISES.....NICE-IS
 DIMITRI ANGELAKOS.....AN-GEL-LAH-KOS
 RILEY HASENSTAB.....HAAS-IN-STOB
 ADAM MCKELVEY.....MICK-KEL-VEE
 PORTER BUURSEMA.....BIR-SIM-AH
 JOSH SCHULMAN.....SHOOL-MAN



RECRUITING SUCCESS

• Tech has now signed top-5 classes in four of the last seven years, top-10 classes in five of the last seven years, and had six-straight top-20 Perfect Game recruiting classes, leading the Atlantic Coast Conference in all categories.

• The 2025 class was ranked No. 28 overall, due to only having nine commits. Although the average player grade came in at 6.44 - the 15th best in the nation.

• The class featured three signees that signed MLB contracts, notably Ryan Mitchell (2nd round pick by the Cardinals) and Ryan Hall (5th round pick by the Tigers)

• It also features **Cooper Underwood**, the No. 1 LHP from the state of Georgia and the 2025 Prep Baseball Georgia Player of the Year out of Allatoona HS. He turned down a 7 figure signing bonus from the Brewers after they selected him in the 12th round of the 2025 MLB Draft.

• Underwood was named the third starter for the opening weekend series, becoming the first true freshman pitcher to start on opening weekend for the Yellow Jackets since Adam Finateri in 2022.

JACKETS FROM 2025 NO. 28 RECRUITING CLASS

Name	Hometown	Position	PG National Ranking
Michael Dee	Stone Mountain, Ga.	INF	---
Judson Hartwell	Watkinsville, Ga.	INF	317
Coleman Lewis	Lake Park, Ga.	OF	214
Dominic Stephenson	Marietta, Ga.	C/OF	152
Cooper Underwood	Acworth, Ga.	LHP	118
Jamie Vicens	Atlanta, Ga.	RHP	201
Charlie Willcox	Santa Rosa Beach, Fla.	RHP	73

• The 2024 freshman class was rated No. 2 in the nation and featured two players ranked in PG's National top-100: Drew Rogers (No. 23 prospect / No. 3 Catcher) and Alex Hernandez (No. 96 prospect / No. 8 3B).

JACKETS FROM 2024 NO. 2 RECRUITING CLASS

Name	Hometown	Position	PG National Ranking
Dimitri Angelakos	Woodstock, Ga.	RHP	---
Will Baker	Upper Coomera, Queensland, Australia	INF	---
Jackson Blakely	Thomaston, Ga.	RHP	---
Caleb Daniel	Cartersville, Ga.	UTL	187
Riley Hasenstab	Duluth, Ga.	RHP	---
Alex Hernandez	Cumming, Ga.	RHP/INF	96
Adam McKelvey	Roswell, Ga.	LHP	---
Drew Rogers	Tempe, Ariz.	C	23

JACKETS FROM 2023 NO. 5 RECRUITING CLASS

Name	Hometown	Position	PG National Ranking
Drew Burress	Houston County, Ga.	OF	18
Nathanael Coupet	Boynton Beach, Fla.	C	494
Carson Kerce	Marietta, Ga.	INF	334
Vahn Lackey	Suwanee, Ga.	C	---
Tate McKee	Kennesaw, Ga.	RHP	123
Tyler Neises	Dalton, Ga.	INF	---

JACKETS FROM 2022 NO. 3 RECRUITING CLASS

Name	Hometown	Position
Parker Brosius	Suwanee, Ga.	OF
Caden Gaudette	Alpharetta, Ga.	RHP
Carson Ballard	Alpharetta, Ga.	RHP

PRODUCTION FROM THE PORTAL

• Georgia Tech's lifeblood lies in high school recruiting but in modern college baseball, portal pickups have become a necessity and Tech has used it to collect key pieces of what the college baseball world believes is a national championship caliber roster in 2026.

JACKETS FROM THE TRANSFER PORTAL

Name	Position	Year at Tech	Past School
Jarren Advincula	INF	1st	California
Brett Barfield	LHP	3rd	Florida St
Cade Brown	INF	1st	Georgia
Porter Buursema	RHP	2nd	Georgia Southern
Kayden Campbell	LHP	2nd	Louisville
Jake Lankie	RHP	2nd	Georgia
Dylan Loy	LHP	1st	Tennessee
Mason Patel	RHP	3rd	Georgia St
Kent Schmidt	INF	2nd	Georgia Southern
Justin Shadek	RHP	1st	Rutgers
Caden Spivey	RHP	2nd	Notre Dame
Ryan Zuckerman	INF	1st	Pitt

CARDIAC JACKETS

• Since James Ramsey joined the Jackets, in 2019, Tech is 46-27 (.630 winning pct.) in one-run games.

• Earlier this season, vs. Wake Forest, the Jackets won a pair of one-run contests, 6-5, erasing deficits of 4-1 and 5-4 in each game.

GT BASEBALL RECORD IN 1-RUN GAMES - SINCE 2002

Year	Record	Pct.
2026	5-0	1.000
2025	7-4	.636
2024	4-3	.571
2023	4-6	.400
2022	6-3	.667
2021	8-4	.667
2020	2-2	.500
2019	10-5	.667
2018	4-5	.444
2017	3-9	.250
2016	8-5	.615
2015	9-3	.750
2014	8-10	.444
2013	8-6	.571
2012	9-7	.563
2011	5-5	.500
2010	5-2	.714
2009	7-3	.700
2008	9-4	.692
2007	5-5	.500
2006	9-6	.600
2005	9-9	.500
2004	10-5	.667
2003	7-4	.636
2002	10-3	.769
TOTAL	168-118	.587

RAMMER TIME - A NEW ERA OF TECH BASEBALL

• 2026 is the first season for new Head Coach **James Ramsey** who had been serving as an assistant coach for the past seven seasons.

• Since Ramsey took over coaching the offense in 2019, Georgia Tech leads the ACC in batting average (.314), OPS (.939), OBP (.416), slugging (.523), hits (4,635), doubles (937), runs (3,511) and SAC Flies (235), they are second in triples (98) and RBI (3,241) and HR (661).

• Ramsey takes over for the legendary head coach, and Hall of Famer, **Danny Hall**, who retired after his 32nd season in 2025 with the ninth-most wins in college baseball history - 1,452

• This is the first time GT has had a new head coach since Hall took over in 1994, leading the Yellow Jackets to the College World Series final on the backs of three 1st round picks: Nomar Garciaparra, Jason Varitek & Jay Payton.

• This season, Ramsey takes over a team with similar expectations and possibly more 1st round picks. Drew Burress is considered the top outfielder in the upcoming draft along with Vahn Lackey, the top catcher in the class. Jarren Advincula, Carson Kerce and Alex Hernandez are all listed as Top 150 prospects with a chance to work their way into the first round this season.

Returning the Culture

• Georgia Tech baseball returns eight of the nine players from the starting lineup of the opening game of the Oxford Regional last season: CF Drew Burress, 1B Kent Schmidt, RF Alex Hernandez, C Vahn Lackey, LF Caleb Daniel, 3B Carson Kerce, 2B Will Baker and DH Drew Rogers.

• The Jackets return 11 hitters from last years team, returning 519 hits (82%), 119 doubles (80%), nine triples (75%) 72 home runs (77%) and 375 RBI (80%).

• They return the 2025 team-leaders in batting average (Kent Schmidt - .397), slugging pct. (Drew Burress - .693), on-base pct. (Drew Burress - .469), runs scored (Drew Burress - 77), hits (Vahn Lackey and Alex Hernandez - 77), RBI (Alex Hernandez - 69), doubles (Drew Burress - 23) and home runs (Drew Burress - 19)

• Alex Hernandez was named 2025 ACC Freshman of the Year, giving Tech back-to-back ACC Freshman of the Year after Drew Burress took home the award in 2024. Georgia Tech was already the only program in conference history to win the award in back-to-back seasons after doing so in 1991 (Jason Varitek) and 1992 (Nomar Garciaparra) - now having done so twice.

• Hernandez became the 7th Yellow Jacket to win Freshman of the Year, joining GT legends Drew Burress (2024), Matt Wieters (2005), Micah Owings (2003), Mark Teixeira (1999), Nomar Garciaparra (1992), and Jason Varitek (1991).

• He earned the award after setting a Georgia Tech freshman record with 69 RBI.

• Georgia Tech is tied with North Carolina for the most freshman of the year awards in ACC history. Since the conference first began awarding them back in 1991, GT and UNC are the only programs with more than five.

• Burress earned his ACC FOTY award and the National Freshman of the Year honor after slugging .821 in 2024- the highest single season slugging percentage in program history, with a minimum of 200 at bats. It was the 4th highest slugging percentage in a single season by a Yellow Jacket, the best since 1926 and the first .800+ slugging season in 45 years (Tommy Thompson (.811) – 1979).

HIGHEST SLUG % - SINGLE SEASON - GT HISTORY

Name	TB-AB	Slugging %	Season
1. Tom Angley	93-100	.930	1926
2. Bobby Reeves	97-109	.890	1926
3. Doug Wycoff	81-98	.827	1926
4. Drew Burress	179-218	.821	2024
5. Tom Angley	68-83	.819	1925
6. Tommy Thompson	103-127	.811	1979
7. Jason Varitek	182-228	.798	1993
8. Nomar Garciaparra	213-274	.777	1994
9. Mark Teixeira	186-241	.772	2000
10. Riccardo Ingram	179-237	.755	1987

• Tech led the nation in doubles last season (149) and return 119 of those to the lineup this year, while adding in Jarren Advincula (17) & Ryan Zuckerman (16).

• The Jackets were the only Power 4 team with three players at 20+ doubles last year: Burress (23), Kyle Lodise (20) & Carson Kerce (20)

• Tech also returns 60 % of its innings pitched from 2025, including Friday night starter Tate McKee and National Stopper of the Year Finalist/NCBWA All-American, Mason Patel.

• The Jackets pitching staff delivered a 9.37 K/9 rate last season, the third highest in program history.

2025 REGULAR SEASON ACC CHAMPIONS

• The Yellow Jackets won their 10th ACC regular season championship with an ACC leading 19 wins in conference play.

• It was the first outright Atlantic Coast Conference regular-season championship in 20 years: 1987, 1993, 1997, 2000, 2004, 2005, 2011 and now 2025 (Divisional titles in 2019 and 2021).

• In true #CardiacJackets form, the team clinched the regular season title on the final day of conference play, with an 8-2 victory at Duke in which Drew Burress went 4-for-4 in the win, reaching base five times with a single, two doubles, a home run and a hit-by-pitch for his 5th-career four-hit game and his second of the weekend.

• GT pitching held opponents to 8.84 hits-per-nine innings this year, the lowest mark in over a decade (8.43 in 2014).

• Vahn Lackey was named a semifinalist for the Buster Posey National Collegiate Catcher of the Year award. Georgia Tech is one of three programs with multiple Buster Posey Award winners (Kevin Parada in 2022 and Joey Bart in 2018), alongside Florida State and Southern California.

• Mason Patel became the first finalist for the National Stopper of the Year award in program history, after becoming the first Yellow Jacket in program history to win 11 games without making a single start. His 11 wins last year was the 13th-most in a single season in GT history, most since Kyle Bakker posted 13 wins in 2002.

THE JACKETS RAKE WITH RAMSEY

• Since Ramsey took over coaching the offense in 2019, Georgia Tech leads the ACC in batting average (.314), OPS (.939), OBP (.416), slugging (.523), hits (4,635), doubles (937), runs (3,511) and SAC Flies (235), they are second in triples (98) and RBI (3,241) and HR (661).

• Over Ramsey's tenure, the Georgia Tech offense has led the nation in multiple categories and have been the class of the ACC - one of the nations most difficult conferences.

GEORGIA TECH — 2025 FINAL NAT'L/ACC RANKS

Category	No.	D1 Rank	ACC Rank
Doubles	149	1st	1st
SAC Flies	40	1st	1st
Doubles per game	2.48	7th	1st
Slugging %	.540	11th	2nd
Batting Average	.315	12th	1st
Runs	506	22nd	4th
Hits	632	25th	3rd
Scoring	8.4	26th	2nd
On-Base %	.416	28th	3rd
Home Runs	93	30th	4th

GEORGIA TECH — 2024 FINAL NAT'L/ACC RANKS

Category	No.	D1 Rank	ACC Rank
Base on Balls	360	10th	3rd
On-Base Percentage	.420	17th	2nd
Batting Average	.305	29th	6th
Slugging Percentage	.516	30th	7th

GEORGIA TECH — 2023 FINAL NAT'L/ACC RANKS

Category	No.	D1 Rank	ACC Rank
Doubles/Game	2.49	3rd	2nd
Average	.323	4th	2nd
Doubles	142	10th	2nd
Slugging percentage	.538	11th	1st
On-base percentage	.416	15th	3rd

GEORGIA TECH — 2022 FINAL NAT'L/ACC RANKS

Category	No.	D1 Rank	ACC Rank
Runs per game	9.4	3rd	1st
Average	.327	1st	1st
On-base percentage	.419	6th	2nd
Slugging percentage	.551	5th	2nd
Home runs	115	10th	3rd

GEORGIA TECH — 2021 FINAL NAT'L/ACC RANKS

Category	No.	D1 Rank	ACC Rank
Doubles	127	8th	1st
Hits	566	25th	2nd
Home Runs	73	27th	5th

GEORGIA TECH — 2020 FINAL NAT'L/ACC RANKS

Category	No.	D1 Rank	ACC Rank
SAC Flies	14	3rd	1st
Doubles	35	28th	7th

* 2020 season cut short after 16 games

GEORGIA TECH — 2019 FINAL NAT'L/ACC RANKS

Category	No.	D1 Rank	ACC Rank
SAC Flies	41	4th	1st
Walks	357	7th	3rd
Batting Average	.297	22nd	1st
On-Base %	.406	11th	1st
Runs	464	16th	3rd
Scoring	7.5	16th	3rd
Hits	635	17th	2nd
Slugging %	.459	27th	3rd

Party Like it's 1994

• 2026 is shaping up to be a special season, with more than a few similarities to the greatest season in program history, in 1994, when Tech reached its only CWS final.

• The Jackets are playing their first season under Head Coach James Ramsey, the last time GT was playing under a new head coach was 1994 when Danny Hall took over for Jim Morris after Morris left in November of 1993.

• Tech entered the 1994 season with lofty expectations, being ranked No. 1 in the Baseball America and USA Today preseason polls. This season, the Jackets were ranked as high as No. 2 in the nation by Perfect Game.

• The Jackets were led by three first-round picks: Nomar Garciaparra (No. 12), Jason Varitek (No. 14) and Jay Payton (No. 29). In 2026, three Jackets were ranked as first-round picks by MLB Pipeline: Vahn Lackey (No. 3), Drew Burress (No. 8) and Jarren Advincula (No. 31).

• Varitek entered the season chasing the program record for home runs (held by Andy Bruce at the time) and would surpass that on the way to Omaha. This season, Drew Burress entered the year 13 homers away from tying Varitek's record and is one homer away from breaking it.

• Payton delivered an incredible season, setting the program record with 27 doubles. This season, Carson Kerce is one double away from breaking that record, also with 27.

HITTING
LIVING UP TO EXPECTATIONS IN 2026

- The Yellow Jackets offense entered the 2026 season with as lofty of expectation as you can imagine, being lauded as "the best position player group...and it's not even close," by D1 Baseball's Aaron Fitt. Additionally, D1 Baseball's Bradley Smart gushed over the talent in the Tech lineup when he said, "This position player group has a chance to be the best in the country. Full Stop."
- Through 51 games, the Jackets have lived up to the hype, exploding for a Power 4 BBCOR era record 531 runs against Bowling Green (50), Georgia Southern (38), Stony Brook (51), Georgia State (8), Northwestern (44), Virginia Tech (36), West Georgia (14), Clemson (28), Auburn (15), Pitt (32), NC State (19), California (33), Kennesaw State (11), Florida State (29), North Carolina (11), Georgia (15), Wake Forest (26), Xavier (25), Duke (39) and Mercer (9).
- 540 runs through the first 51 games of the season is the most in the program's 131-year history & the + 288 margin of victory is also the largest in program history.
- Tech has scored 10 or more runs in 29 of its 51 games this season (56.9% of games).
- The Jackets are the only Power 4 team, and one of only five programs in the BBCOR era to record this many runs through the first 13 weekends of a regular season. (High Point (2025), Austin Peay (2024), New Mexico State (2019) and Tennessee Tech (2018)).
- GT holds the Power 4 BBCOR era record for the highest batting average (.359), on-base percentage (.468) and the most runs (540) through 13 weeks.
- The 50 runs against BGSU were the most Tech has ever scored over an opening weekend series.
- The 50-11 overall score was the largest margin of victory (39) for a three-game series since Tech swept Western Carolina by a 47-run margin back in 2019.
- The 27 run outburst in the second game of the series vs. Bowling Green is tied for the most runs scored by GT in a single game since 1994 – Danny Hall's first year with Georgia Tech, and the year the Yellow Jackets finished runners-up at the College World Series.
- The Jackets went on to win their three non-conference weekend series by at least a 30-run margin: +39 vs. BGSU, +33 vs. Stony Brook and +32 vs. Northwestern.
- 25 runs at Georgia Southern are the most GT has ever scored in the series' 145 game history, while the 24-run victory was the largest margin of victory in the BBCOR era (since 2011) and the largest since defeating Virginia Tech by 25 runs on May 14, 2005 (27-2).
- Tech delivered its third 20+ run game of the season on Sunday against Stony Brook (Feb. 22). It was the third 20-run game of the season, matching the BBCOR era record for a single season and the most, overall, since 2010.
- GT smashed Virginia Tech 16-1 in its ACC opener, the most in an ACC opener since scoring 25 against Maryland in 1995.
- The 15-run margin of victory is the most in Tech has had an ACC game since beating Clemson, 18-2, last year. They matched that 15-run margin earlier this month, defeating Cal 17-2 (7) in that series opener.

- Tech would go on to defeat Cal 33-7 over the series, the largest margin of victory in an ACC series since 2011.
- GT set a program record with three straight run-rule victories over Power 4 competition: 10-0 (8) vs. No. 14 NC State / 13-3 (8) vs. No. 11 Auburn / 17-2 (7) at Cal. The Jackets enter the weekend with two-straight run-rule wins (both over Duke).
- The 13-3 (8) win over No. 11 Auburn was played in front of the largest midweek crowd in Mac Nease Baseball Park history (4,033). It was the first game decided by run-rule in program history against an SEC team, giving Tech a 1-0 record vs. the SEC in games decided by a run-rule.
- The 13 runs scored were the most Tech has put up on an SEC opponent since scoring 13 against Georgia in 2013 and the most runs Tech has scored against Auburn since scoring 20 against them back in 2004.
- Tech scored 29 runs in a series sweep over No. 5 Florida State winning the series 29-9 overall, the largest score differential in a series against the Seminoles in program history.
- The Florida State series was the first sold-out series in program history, with a record 12,585 fans in attendance.
- After dropping its first series of the season at No. 3 North Carolina, the Jackets bounced back with a 14-4 (7) run-rule victory over their arch rivals, No. 5 Georgia.
- The 14 runs were the most Tech has scored against Georgia since hanging 15 runs on them back in 2011.
- Tech has now won back-to-back games over SEC opponents via run-rule: 13-3 (8) vs. No. 11 Auburn and 14-4 (7) over Georgia, averaging 1.9 runs per inning in those contests.
- For the season, the Jackets are outscoring SEC opponents 29-17 across three games, an average of 9.67 runs/game.
- The Jacket offense was called upon to erase a 10-0 deficit vs. Wake Forest. After falling behind by 10 runs, Tech was forced to endure an 87 minute rain delay, when the delay ended the Jackets scored 14 of the next 15 runs, taking the lead in the seventh inning thanks to a five-run inning. It was the largest comeback by any Tech team in the 21st century.
- The Jackets scored 39 runs in the series against Duke, the most in an ACC series since scoring 40 at Pitt in 2022.

DOMINATING THE COUNTRY'S BEST

- For the first time in program history, the Jackets have won 11 games over Top 15 ranked opponents.
- The Jackets have played just under half of their total games against Top 15 teams (11-4) and are coming off a stretch of 7 of their last 8 games against Top 5 teams, where they went 5-2 with two run-rule victories.

Opponent	Date	Score
at No. 8 Clemson	March 12	W, 10-0 (7)
at No. 8 Clemson	March 13	W, 9-3
at No. 8 Clemson	March 14	L, 7-13
at No. 4 Auburn	March 17	L, 2-9
vs. No. 14 NC State	March 27	W, 3-1
vs. No. 14 NC State	March 28	W, 6-4
vs. No. 14 NC State	March 29	W, 10-0 (8)
vs. No. 11 Auburn	March 31	W, 13-3 (8)
vs. No. 5 Florida State	April 9	W, 4-3
vs. No. 5 Florida State	April 10	W, 8-3
vs. No. 5 Florida State	April 11	W, 17-3 (7)
at No. 3 North Carolina	April 17	L, 2-5
at No. 3 North Carolina	April 18	L, 4-14 (8)
at No. 3 North Carolina	April 19	W, 5-2
vs. No. 5 Georgia	April 21	W, 14-4 (7)

- The Jackets have won five of the games against Top 15 teams via mercy-rule and are outscoring their opponents 114-67.
- Drew Burress has been excellent in these games, posting a .344 / .444 / .574 slash line while leading the team in runs scored (20) and RBI (15) - tied with Advincula and Kerce for the RBI lead.
- Another key factor in the Jackets success over Top 15 teams has come from the bullpen. Tech is outscoring its Top 15 opponents 43-11 the from the 6th inning on, thanks to a 3.05 bullpen ERA. Mason Patel has delivered 10.1 scoreless innings out of the bullpen along with 12.1 innings and a 2.92 ERA from Caden Gaudette.

SETTING THE TONE IN THE SERIES

- Tech won the series opener of its first nine series this season for the first time in program history.
- Georgia Tech has been dominant in series openers this season, winning 11 out of 13 by a combined score of 125-56, including four run-rule victories: 17-3 (7) vs. Northwestern / 16-1 (7) vs. Virginia Tech, 10-0 (7) at No. 8 Clemson and 17-2 (7) at California.
- Tech is outscoring opponents 79-35 in its nine ACC series openers, an average of 8.8 runs for & 3.9 against.

- A major factor in the Jackets' incredible series starts has been the starting pitcher, Tate McKee. He has made 29 consecutive series opening starts, leading GT to a 23-6 record in those games, including a string of 12 straight wins from May 15, 2025- April 17, 2026
- McKee is the only pitcher in Division I to have started every series opener for his team since the start of 2025.

NO LEAD IS SAFE AGAINST GEORGIA TECH

- The Jackets are a remarkable 16-5 this season when their opponent scores first, overcoming leads of as many as 10 runs (vs. Wake Forest on April 25) proving that no lead is safe against the Yellow Jackets.
- In the 22 games in which Tech has surrendered the first run, GT has a 4.2 margin of victory (227-135). That margin of victory when the opponent scores first would be the 6th highest margin in the nation for all games.

Opponent	Date	Deficit	Result
Bowling Green	Feb 14	0-2	W, 27-4
Stony Brook	Feb. 20	0-3	W, 10-5 (7)
Northwestern	Feb. 27	0-2	W, 17-3 (7)
Northwestern	March 1	0-4	W, 14-6
Virginia Tech	March 8	0-2	L, 6-9
at No. 8 Clemson	March 14	0-2	L, 7-13
No. 11 Auburn	March 31	0-3	W, 13-3 (8)
Kennesaw State	April 7	0-3	W, 11-4
No. 5 Florida State	April 9	0-3	W, 4-3
No. 5 Florida State	April 10	0-1	W, 8-3
No. 5 Florida State	April 11	0-1	W, 17-3 (7)
Georgia Southern	April 14	0-4	W, 13-9
at No. 3 North Carolina	April 17	0-5	L, 2-5
at No. 3 North Carolina	April 18	0-7	L, 4-14 (8)
vs. No. 5 Georgia	April 21	0-2	W, 14-4 (7)
Wake Forest	April 24	0-3	W, 6-5
Wake Forest	April 25	0-10	W, 14-11
Wake Forest	April 26	0-1	W, 6-5
Xavier	May 1	0-3	L, 4-8 (10)
Xavier	May 2	0-1	W, 7-5
Duke	May 10	0-1	W, 14-1 (7)
Mercer	May 12	0-7	L, 9-12

GENERATIONAL OFFENSE

• The Yellow Jackets own the best offense in the country and the best offense in modern college baseball history. In the 16 seasons of the BBCOR era, the 2026 Jackets have produced the best average (.358), on-base percentage (.469), slugging percentage (.630), hits (674) and the most runs (578) of any Power Conference team over the course of a regular season.

• The 2026 offense is currently on pace to set program records in batting average (.358 – record is .347), on-base percentage (.469 – record is .434), slugging percentage (.630 – record is .575) and runs-per-game (10.7 – record is 10.3).

BEST BATTING AVG. - REGULAR SEASON - BBCOR ERA

Team	Season	Avg.
1. Austin Peay	2024	.361
2. New Mexico State	2019	.360
3. Georgia Tech	2026	.358
Next Best Power 4 Team		
Texas Tech	2026	.344

MOST HITS - REGULAR SEASON - BBCOR ERA

Team	Season	Hits
1. Austin Peay	2024	715
2. UNLV	2022	702
3. Tennessee Tech	2018	689
4. UNC Greensboro	2016	685
5. Morehead State	2017	681
6. Morehead State	2015	680
7. Air Force	2017	678
8. Georgia Tech	2026	674
Next Best Power 4 Team		
Virginia	2024	666

BEST OBP - REGULAR SEASON - BBCOR ERA

Team	Season	OBP
1. New Mexico State	2019	.471
2. Georgia Tech	2026	.469
Next Best Power 4 Teams		
Georgia	2026	.440
LSU	2023	.440

MOST RUNS - REGULAR SEASON - BBCOR ERA

Team	Season	Runs
1. Austin Peay	2024	602
2. New Mexico State	2019	596
3. High Point	2025	587
4. Georgia Tech	2026	578
Next Best Power 4 Team		
Maryland	2023	542

BEST SLUGGING % - REGULAR SEASON - BBCOR ERA

Team	Season	Slug.
1. Austin Peay	2024	.668
2. Georgia Tech	2026	.630
Next Best Power 4 Team		
Georgia	2026	.621

• Tech leads Division I in six standard statistical categories: batting average (.358), on-base percentage (.469), slugging (.630), OPS (1.099), hits (674) and runs (578) and are Top 5 in multiple others: doubles (3rd – 141), walks (3rd – 351) and home runs (4th – 114).

• The Jackets also lead Division I in five advanced stats: BABIP (.405) WOBAs (.488) WRC (557) WRAAs (193) and WRC+ (153).

• The Jackets are the only team with an OPS over 1.065 (1.099) leading by .038 over the next closest team (Georgia - 1.061).

• Tech is the only team in Division I with an OBP over .455 - .015 points ahead of the next best team: Miami (OH) (.454) & .029 points above the closest Power 4 team: Georgia (.440).

• The Jackets are the only team in the nation to be averaging double-digit runs per game this season (10.7), nearly a full run-per-game more than 2nd place (Miami (OH) & FDU – 9.8). A power conference team has not averaged double-digit runs per game over a full season since Arizona State in 2003 – 23 years ago.

• GT is winning games at a 6.0 average margin, 1.5 runs more than the next closest team (UCLA - 4.5). The same margin as the gap from No. 2 to No. 15.

• Tech leads the nation with all 8 regular starters posting an OPS over 1.000

• The Jackets are at their most dangerous with two outs, delivering 212 two-out RBI this season - 39.8% of all RBI.

GEORGIA TECH — 2026 NAT'L/ACC RANKS

Category	No.	D1 Rank	ACC Rank
OPS	1.099	1	1
Batting Average	.358	1	1
Hits	674	1	1
On-Base %	.469	1	1
Slugging %	.630	1	1
Runs	578	1	1
Scoring (Runs/Game)	10.7	1	1
BABIP	.405	1	1
WOBAs	.488	1	1
WRC+	153	1	1
WRC	557	1	1
WRAAs	193	1	1
Doubles	141	3	1
Doubles/Game	2.61	3	1
Walks	351	3	2
Home Runs	114	4	1
HR/Game	2.11	5	1

• Earlier this season, vs. West Georgia on March 10, junior Vahn Lackey made GT history by becoming the first player in recorded history to play eight different defensive positions in a single game, every position but pitcher. He went 3-for-4 at the plate, finishing a single shy of the cycle to earn ACC Player of the Week and Perfect Game National Player of the Week honors.

• Earlier this month, Drew Burress tied the Georgia Tech program record with his 57th career home run, tying the record set by Jason Varitek from 1991-94.

• He became the first Yellow Jacket in program history to record three-consecutive 70 run seasons.

• He is a staple on nearly all of the active career leaderboards for offense in Division I, coming into the postseason with the most runs scored of any active Division I player (225), the 4th highest slugging percentage (.720), the 3rd most home runs (57), and the 5th highest on-base percentage (.488). His HR total is the most among non-seniors in DI and his OBP is the highest among active Power 4 players.

• Burress has landed himself on the program leaderboard in HRs (T-1st – 57), slugging % (2nd – .720), doubles (7th – 58), runs (5th – 225), total bases (5th – 484), batting average (17th – .359) and RBI (14th – 183).

• Burress was named Perfect Game National Player of the Week after Week 13, Tech's third national player of the week this season, along with Vahn Lackey and Jarren Advincula.

• Carson Kerce set the new program record for doubles in a single season, collecting double No. 28 in the 53rd game of the season. He passes the previous record, held by Jay Payton since 1994.

• Kerce has hit 53 doubles over his GT career, tied for the 15th most in school history & one shy of the Top 10.

• Jarren Advincula leads the nation with 100 hits this season, becoming the 14th Yellow Jacket in program history to record 100 hits in a single season and the first since 2005 (Wes Hodges & Tyler Greene).

• He is batting .441 for the season, the highest in Power 4, No. 2 in the nation and the 5th highest in program history. He has the highest batting average of any Tech player since with more than 200 ABs in a season and the most since 1979, Doug Ibele went 52-for-112 (.464).

• Ryan Zuckerman has hit 20 home runs this season, the second most in the ACC. He becomes the 16th Yellow Jacket in history to record a 20-homer season, in a seven-way tie for 11th on the single season list. He is now six home runs shy of the program record (26), set by Kevin Parada in 2022.

• The Jackets lead the nation with four players batting over .360, no other program has more than three: Advincula (.441 – 2nd in the nation), Lackey (.402 – 8th in the nation), Kerce (.380) and Burress (.363).

• Tech's .359 team batting average is higher than the individual team leader of over two-thirds of Division I teams (210 teams – 69.3% of DI).

• GT is the only program in the nation with four players with over 75 hits this season: Advincula (100- leads the nation), Burress (82), Kerce (79) and Lackey (78).

• Tech is tied for the nation's lead with three players at 19+ doubles: Kerce (28 – the most in the Power 4), Burress (20) and Baker (19) – tied with Texas Tech.

• GT is the only program to have five players with an OBP over .460, no other program has more than three: Lackey (.518), Advincula (.515), Schmidt (.488), Burress (.473), and Baker (.471).

• The Jackets have five players with at least 60 runs scored, no other program has more than three: Burress (75 – the most in the ACC), Lackey (72), Advincula (65), Kerce (60) and Zuckerman (60).

• GT has four of the Top 20 players in the nation in WAR, no other program has more than two with UGA being the only other program with multiple: Lackey (4.88 – the best in the ACC), Advincula (4.55 – the best among 2B), Zuckerman (4.30 – the best among 3B) and Burress (4.01 – the best among CF).

• The Jackets were awarded a program record five first-team all-ACC members: Vahn Lackey, Drew Burress, Jarren Advincula, Carson Kerce and Ryan Zuckerman.

2026 NAT'L/ACC RANKS - INDIVIDUAL

Player	Category	No.	D1 Rank	ACC Rank
Jarren Advincula	Hits	100	1	1
Carson Kerce	Doubles	28	2	1
Jarren Advincula	Avg.	.441	2	1
Drew Burress	Runs	75	3	1
Vahn Lackey	Avg.	.402	8	2
Vahn Lackey	Runs	72	9	2
Vahn Lackey	OBP	.518	10	2
Jarren Advincula	OBP	.515	12	3
Kent Schmidt	BB/Game	1.00	13	3
Ryan Zuckerman	RBI	70	14	2
Vahn Lackey	RBI	69	16	3
Drew Burress	Hits	82	17	2
Ryan Zuckerman	HR	20	17	2
Jarren Advincula	Toughest to Strikeout	14.2 K/AB	19	1
Vahn Lackey	Slugging %	.747	19	3
Drew Burress	Total Bases	147	24	3
Vahn Lackey	Total Bases	145	25	4

STREAKS

• The Jackets hold a number of hitting and on-base streaks this season

Active Hitting Streaks - GT Baseball

Name	Hit Streak	Since	Longest
Jarren Advincula	22 games	April 9	Same
Vahn Lackey	11 games	April 28	Same (tied)
Parker Brosius	5 games	May 10	6
Carson Kerce	3 games	May 14	9

• Drew Burress has delivered multiple hits in 12 of his last 16 games since April 19. He had a career-best 15 game hit streak snapped last Friday at BC.

• Advincula holds the eighth longest hit streak in program history, tied with Kel Johnson for the longest recorded in the BBCOR era.

Longest Hit Streaks - GT Baseball History

Name	Season	Streak
Victor Menocal	2002	30
Carlton Fleming	1990	28
Jay Payton	1993	27
Richard Lewis	2000	27
Riccardo Ingram	1987	24
Scott Jordan	1984	23
Tyler Green	2005	23
Jarren Advincula	2026	22
K.G. White	1987	22
Jay Payton	1994	22
Kel Johnson	2016	22

• He has gotten a hit in 37 of his last 38 games dating back to March 10 and 50 of 54 games this season.

Active On-Base Streaks - GT Baseball

Name	On Base Streak	Since	Longest
Jarren Advincula	22 games	April 9	24
Kent Schmidt	18 games	April 17	26
Drew Burress	17 games	April 18	56
Vahn Lackey	16 games	April 19	30
Parker Brosius	8 games	May 3	13

• Drew Burress held a 56 game on-base streak from April 28, 2024 - April 19, 2025 - the 5th longest on-base streak in program history, and the longest since 2007.

Longest On-Base Streaks - GT Baseball History

Name	Started	Ended	Streak
Danny Payne	2006	2007	80
Scott Jordan	1984	1985	79
Jason Varitek	1993	1994	65
Mark Teixeira	2000	2001	58
Richard Lewis	2000	2001	56
Drew Burress	April 28, 2024	April 19, 2025	56

• Alex Hernandez held a 34 game on-base streak, reaching base in the first 31 games he played in 2026. It was the longest on-base streak since Burress' 56 game streak across 2024-25.

Last Thursday: GT 9 - Boston College 0

• The Jackets improve to 43-9, the best 52-game record in program history while setting a new program record with 23 ACC wins.

• The game was moved back to an 8:03 pm start, giving the #JacketsAfterDark a 5-0 record in games that start after 8 pm ET. Tech is outscoring its opponents 50-10 in those games, an average score of 10-2.

• Senior Parker Brosius continued his unbelievable run of form, going 2-for-3 with two home runs, three RBI, three runs scored and a walk. It was his first career multi-home run game in his 175th career game.

• At this point, he had now hit eight home runs this season and five in his last five games.

• Five of Brosius' 11 career home runs have come since he graduated from Georgia Tech on the morning of May 8th, 45.45% of his career home runs have come in the last five games.

• At this point, since graduating, Brosius led the team with a 2.194 OPS. He hit five home runs with a team-high 10 RBI (tied with Lackey) all in just 13 at-bats.

• Junior Vahn Lackey went 2-for-4 with three RBI, a home run, a double and a run scored.

• His home run in the 3rd inning was his 14th of the season, the second most on the team behind Ryan Zuckerman's 20.

• This was his 23rd multi-hit game of the season, his 17th game with multiple RBI and his 7th game with multiple extra base hits.

• He hit his 15th double of the season, a new career high.

• Junior Drew Burress extended his hit streak to a career-best 15 games, going 1-for-4 with a run and a walk.

• Burress has now delivered 80 hits this season, the second most on the team behind only Advincula. It's his second career 80 hit season, three behind the 83 he hit during his freshman season.

• Junior Jarren Advincula extended his hitting streak to a career best 20 games, becoming the 15th Yellow Jacket in program history to record a 20-game hit streak. He went 2-for-3 with two singles and a run.

• This was his 33rd multi-hit game of the season, the most on the team.

• Sophomore Alex Hernandez hit his ninth home run of the season in the sixth inning, the first of back-to-back GT home runs.

• It was his 25th home run as a Yellow Jacket as he secured back-to-back 60 hit seasons (77 hits in 2025).

Last Friday: GT 14 - Boston College 1

• Georgia Tech clinched back-to-back ACC regular season titles for the 2nd time in program history and the first time since 2004/2005

• Tech has secured the best regular season win percentage since going 16-2 back in 1920 with this win.

• The Jackets secured 13 series victories this season, a new program record.

• The Jackets scored five runs in the ninth inning, the 35th inning with at least five runs scored this season.

• The Jackets improve to 23-2 in night games this season and 13-1 in night games away from home.

• Junior Carson Kerce set the new program record for doubles in a single season, collecting double No. 28 in the ninth inning, on a ground ball through the middle. He passes the previous record, held by Jay Payton since 1994.

• That was one of three hits Kerce delivered tonight, going 3-for-6 with a home run, two RBI and two runs scored.

• He has now hit seven home runs this season, surpassing his career total from his freshman & sophomore seasons (6).

• This was his 12th game with at least three hits, tied with Advincula for the most on the team.

• He leads the team with 37 extra base hits this season.

• Junior Vahn Lackey went 3-for-4 with two RBI, three runs scored and his 16th double of the season

• This was his 24th multi-hit game of the season, his 22nd game with multiple runs scored and his 18th game with multiple RBI

• He hit his 16th double of the season, a new career high, giving him career-bests in doubles (16), triples (2) home runs (14), RBI (66), total bases (138) and walks (43) this season.

• Junior Drew Burress saw his career-best hitting streak end at 15 games but extended his on-base streak to 16 games with a walk, coming around to score in the ninth inning.

• Junior Jarren Advincula extended his hitting streak to a career best 21 games, tied for the 11th longest in program history. He went 3-for-5 with a home run and two singles.

• This was his 34th multi-hit game of the season and his 12th game with at least three hits, the most on the team.

• Junior Ryan Zuckerman led the team with four RBI, going 2-for-5 with four RBI, a double and two runs scored.

• This was his 5th game of the season with at least four RBI, the most on the team and his 21st multi-RBI day, also the most on the team.

• Senior Parker Brosius continued his unbelievable run of form, going 1-for-4 with two RBI, setting a new career high with 30 RBI this season.

• He has now hit eight home runs this season and five in his last six games.

- Five of Brosius' 11 career home runs have come since he graduated from Georgia Tech on the morning of May 8th, 45.45% of his career home runs have come in the last six games.

- At this point, since graduating, Brosius led the team with a 1.836 OPS. He hit five home runs with a team-high 12 RBI (tied with Lackey) all in just 17 at-bats.

Last Saturday: GT 15 - Boston College 2 (7)

- Tech finished 25-5 in ACC play, tied with 2015 Louisville for the best 30-game conference record in ACC history.

- This is only the 2nd time Georgia Tech has won at least 45 regular season games in program history, and first since 1987 (47).

- The Jackets have swept six ACC series and nine series overall for the first time in program history.

- The Jackets are now 14-3 against Top-25 opponents, the best win % against ranked teams in program history. Seven of the 14 wins vs. Top 25 teams have been by a margin of at least 10 runs, including tonight.

- Tech won all three games of the series by a combined score of 38-3, the most lopsided series against a Top 25 team in program history and the third largest margin overall.

- All nine hitters reached base with six recording multiple hits. Kent Schmidt led the team with three hits (3-for-3) while Vahn Lackey led the way in with three RBI in another complete offensive effort.

- The Jackets hit two home runs tonight, for a season total of 114 – the 4th most in program history. Tech is eight homers away from the program record (122 – set in 2010).

- The Jackets scored five runs in the first inning, the 36th inning with at least five runs scored (8.4% of all innings).

- Tech finishes their ACC schedule with a 69-6 combined score over the last five games (2 vs. Duke, 3 at BC)

- Junior Jarren Advincula extended his hitting streak to a career best 22 games, tied for the 8th longest in program history and the longest since 2005. He recorded his 100th hit of the season today, becoming the 14th Yellow Jacket in program history to record 100 hits in a single season and the first since 2005 (Wes Hodges & Tyler Greene).

- He went 2-for-5 with two singles. He has gotten a hit in 37 of his last 38 games dating back to March 10 and 50 of 54 games this season.

- He is the first Division I player to reach 100 hits this season after also being the fastest to 80 and 90.

- His batting average now stands at .441 for the season, the highest in Power 4 and the 2nd best in the nation. It is the 4th highest in program history. He has the highest batting average of any Tech player since 1979, when Doug Ibele went 52-for-112 (.464)

- Should the season end today, Advincula would have the highest batting average of any Yellow Jacket with at least 200 ABs – a record currently held by Jay Payton (.434) from back in 1994.

- This was his 35th multi-hit game of the season, the most on the team.

- Junior Vahn Lackey extended his hitting streak to a career best 11 games, going 2-for-2 with a home run, a triple and two hit-by-pitches. He led the team in runs scored (four) and RBI (three).

- He hit his 15th HR of the season in the fourth inning to break the game open.

- He has scored 72 runs this year, 13 more than his career total over his freshman and sophomore seasons.

- This was his 25th multi-hit game of the season, his 23rd game with multiple runs scored and his 19th game with multiple RBI

- He hit his team-leading 3rd triple of the season, a new career high, giving him career-bests in doubles (16), triples (3) home runs (15), RBI (69), total bases (145) and walks (43) this season.

- He has driven in 69 RBI this season, the second most on the team.

- Junior Carson Kerce reached base four times, going 2-for-3 with a home run, a triple and two walks, finishing with two RBI and three runs scored.

- He has now hit eight home runs this season, surpassing his career total from his freshman and sophomore seasons (six).

- He leads the team with 39 extra base hits this season.

- Junior Drew Burress extended his on-base streak to 17 games with a pair of doubles, getting an RBI and a run scored.

- He has now scored an ACC-best 74 runs, bringing his career total to 224, the 5th most in program history and eight away from Darren Bragg (1988-91) for 4th.

- His 224 runs scored is the most among active Division I players

- He produced his 3rd game with multiple doubles this season, giving him multiple hits in 12 of his final 16 regular season games dating back to April 19.

- Junior Kent Schmidt went 3-for-3 with two walks and two RBI. It was his fifth game of the season with at least three hits and his 11h game with multiple RBI.

- He finishes as GT's ACC season leader in RBI, with 36.

Last Midweek: GT 9 - Mercer 12

- Tech scored 5 runs in the 7th inning, marking the 34th time GT has scored at least five runs in an inning.

- Junior Drew Burress extended his hit streak to a career-best 14 games, going 1-for-4 with two runs scored.

- He saw his home run streak end at four straight games, the longest of his career but has still hit a home run in six of his last nine, dating back to April 26.

- This was his 23rd game with multiple runs scored, the most on the team.

- Senior Parker Brosius delivered his career-best sixth home run of the season to start the five-run seventh inning.

- His six home runs this season double the career total he entered the year with (three) as he has hit home runs in consecutive games for the first time in his career.

- Junior Vahn Lackey went 3-for-5 with four RBI and two runs scored.

- This was his 22nd multi-hit game of the season and his eighth game with three or more.

- This was his 16th game with multiple RBI and his team leading fourth game of the year with at least four RBI – tied with Ryan Zuckerman.

- Junior Jarren Advincula extended his hitting streak to a career best 19 games, going 3-for-5 with a double, two singles, an RBI and two runs scored.

- This was his 32nd multi-hit game of the season and his 11th game with three or more, both team-highs.

- He struck out for just the 16th time all year, giving him a strikeout in 14 games and multiple hits in 32.

- His RBI gave him his first 60 RBI season as a college player, after previously never having more than 33 in a single season before transferring to Georgia Tech.

- Sophomore Will Baker went 2-for-5 with three RBI and a double.

- He has hit 19 doubles this season, the second most on the team behind Kerce who has tied the program record with 27.

- Junior Carson Kerce saw his hit streak snapped at a career-best nine games.

CAREER WALK-OFF HITS

Player (Date)	Play	Inning	Final
Parker Brosius (3/8/24 vs. YSU)	2-RBI double	8th	15-5
Parker Brosius (4/2/24 vs. Presbyterian)	RBI bunt single	7th	9-8
Drew Burress (2/15/25 vs. ODU)	Grand Slam	9th	7-3
Alex Hernandez (3/2/25 vs. WMLU)	2-run HR	7th	13-3
Drew Burress (4/12/25 vs. Cal)	RB Single	8th	15-5
Kent Schmidt (4/27/25 vs. UVA)	Solo HR	10th	7-6
Will Baker (2/14/26 vs. BGSU)	2-RBI double	7th	12-2
Vahn Lackey (2/21/26 vs. SBU)	1-RBI single	10th	6-5
Will Baker (2/28/26 vs. NU)	SAC Fly	7th	13-3
Jarren Advincula (3/29/26 vs. NCSU)	RBI Single	8th	10-0
Caleb Daniel (3/31/26 vs. Auburn)	Solo HR	8th	13-3
Drew Burress (5/8/26 vs. Duke)	SAC Fly	10th	10-9

GAME-WINNING PLAYS

Game-winning plays are ones that give Tech the lead or break a tie en route to win

Game	Play	Inning	Final
BGSU	Daniel - ITP Home Run	3rd	11-5
BGSU	Hernandez - 3-run HR	3rd	27-4
BGSU	Lackey - RBI Single	1st	12-2
at GS	Schmidt - RBI Single	1st	25-1
SBU	Hernandez - 2-run HR	5th	14-5
SBU	Lackey - Solo HR	5th	10-5
SBU	Lackey - RBI Single	10th	6-5
SBU	Burress - Solo HR	1st	21-3
NU	Daniel - Solo HR	2nd	17-3
NU	Baker - 2 RBI single	2nd	13-3
NU	Zuckerman - Solo HR	5th	14-6
at GSU	Baker - SAC Fly	4th	4-1
VT	Schmidt - 2 RBI single	1st	16-1
VT	Lackey - 2-run HR	7th	14-5
UWG	Hernandez - Solo HR	1st	14-0
at CU	Burress - 2-Run HR	3rd	10-0
at CU	Lackey - Solo HR	2nd	9-3
at Pitt	Schmidt - RBI Single	1st	11-9
at Pitt	Schmidt - RBI Double	2nd	12-4
NC State	Advincula - Solo HR	1st	3-1
NC State	Burress - RBI Triple	8th	6-4
NC State	Lackey - RBI groundout	1st	10-0
Auburn	Burress - 2 RBI double	2nd	13-3
at Cal	Advincula - 2 RBI double	1st	17-2
at Cal	Schmidt - RBI FC	1st	7-2
at Cal	Burress - Solo HR	1st	9-3
KSU	Lackey - RBI single	4th	11-4
FSU	Burress - RBI single	6th	4-3
FSU	Hernandez - 2 RBI single	3rd	8-3
FSU	Hernandez - RBI single	5th	17-3
GS	Hernandez - Solo HR	4th	13-9
at UNC	Advincula - RBI Single	3rd	5-2
vs. UGA	Baker - Solo HR	2nd	14-4
WF	Baker - RB double	5th	6-5
WF	Advincula - 2 RBI single	7th	14-11
WF	Lackey - 1 RBI walk	8th	6-5
at KSU	Lackey - RBI single	1st	10-7
Xavier	Baker - 3-Run HR	3rd	7-5
Xavier	Advincula - RBI single	1st	14-6
Duke	Burress - SAC Fly	10th	10-9
Duke	Lackey - RBI Single	1st	15-2
Duke	Schmidt - Grand Slam	1st	14-1
at BC	Lackey - RBI double	1st	9-0
at BC	Advincula - Solo HR	1st	14-1
at BC	Wild Pitch - No RBI	1st	15-2

italics indicates Walk-Off hit

JACKETS IN THE POLLS

WEEK	BA	USA	NCBWA	D1	PG
Preseason	4	4	4	5	2
Week 1	4	4	4	5	2
Week 2	4	4	4	5	2
Week 3	4	5	4	5	3
Week 4	4	4	4	4	3
Week 5	3	3	3	3	3
Week 6	3	3	3	3	3
Week 7	3	3	3	3	3
Week 8	3	3	3	3	2
Week 9	2	2	2	2	2
Week 10	4	3	3	3	4
Week 11	4	3	3	3	3
Week 12	4	3	3	3	3
Week 13	3	3	3	3	3
Week 14	2	3	2	3	3

BA = Baseball America, USA = USA Today,

D1 = D1Baseball.com, PG = Perfect Game

N/A = poll not out before release of notes

rv = receiving votes

The Yellow Jackets were the highest ranked team in the conference across four different national preseason top-25 polls: No. 2 (Perfect Game), No. 4 (Baseball America), No. 4 (USA Today Coaches Poll) and No. 5 (D1 Baseball).

The No. 2 preseason ranking was the fourth highest in program history and the highest since 2003 (BA), 2001 and 1994 when the Jackets were preseason No. 1.

Tech earned its highest preseason ranking from Baseball America since 2006 (the last time GT reached the College World Series)

The No. 4 ranking from the Coaches Poll was the highest in that poll since Tech was ranked preseason No. 2 in 2003.

The No. 5 ranking from D1 Baseball was the best Tech has received since the publication began doing preseason rankings in 2014.

The Yellow Jackets are officially a consensus Top 5 team headed into the season. It is the first time Tech has been consensus Top 5 at any time since 2006, the last time the Jackets went to the College World Series.

The Jackets maintained that consensus Top 5 status throughout the course of the season, marking the first time in program history Georgia Tech stayed in the Top 5 every week of an entire season.

GAME-WINNING RBI LEADERS

Player	2026	Career at GT
Drew Burress	7	19
Vahn Lackey	11	13
Alex Hernandez	6	11
Kent Schmidt	6	10
Will Baker	5	8
Jarren Advincula	6	6
Parker Brosius		5
Carson Kerce		5
Caleb Daniel	2	5
Tyler Neises		1
Ryan Zuckerman	1	1

PITCHING

The Matt Taylor Effect

• 2026 is the third year on The Flats for pitching coach Matt Taylor and Director of Pitching Jason Richman.

• Tech pitching held opponents to under five runs in 12 straight games from March 22-April 11, tied with 1921 for the longest streak in program history.

• Last season, the Tech pitching staff improved in just about every statistical category and with 60% of the innings pitched returning for 2026 infused by a very well regarded freshman and transfer class. The Jackets led the ACC in ERA (4.36) and fewest runs allowed (136) in conference play.

• GT pitching finished 2025 with a 4.91 team ERA, its lowest in 6 years (2019 – 4.46) & 4th lowest in the ACC.

• It was the first time Tech has been in the Top 5 of the conference in ERA since 2011.

• The Jackets have struck out at least 500 in every season since the pandemic shortened 2020 campaign – one of only three ACC programs to have done so (also FSU and UNC).

• GT improved its ERA by 1.57 runs from 2024 to 2025, the third largest improvement among Power 4 programs and the largest improvement by any Power 4 team to make a Regional.

• In the 2026 regular season, Tech pitching delivered a 4.58 team ERA, its lowest since 2019.

• GT is striking out opponents at a 10.40 K/9 clip, the 18th best rate in the nation.

• The Jackets struck out 43 during the series against Xavier, the most combined strikeouts over a three-game series since at least the turn of the century.

• GT pitchers allowed only four walks over the course of the series vs. Duke, the fewest allowed since 2019 (four walks vs. Virginia – March 17-19).

• Tech pitching surrendered five or fewer runs in each of its first eight games for the first time since 2014 and only the second time in the 21st century. This year, Tech is 32-1 when allowing five or fewer runs.

• GT matched a program record with 19 strikeouts at Georgia Southern, the most since 1989 & only the 3rd time it has been accomplished in 131 years of GT baseball

• The Jackets have held their opponents to two or fewer runs in each of the last five league games.

Stat	2026	2024	Change	'14-'24 avg.	Change
ERA	4.58	6.48	1.90	5.45	0.87
H/9	8.31	9.99	1.68	9.70	1.39
BAA	.243	.283	.041	.278	.035
WHIP	1.38	1.61	.23	1.57	.19
K/9	10.4	9.2	1.2	8.35	2.05
BB/9	4.12	4.49	0.37	4.43	.31
K/BB	2.52	2.16	.36	1.94	.58

• Prior to joining the Yellow Jackets, Taylor was the minor league pitching coordinator for the Atlanta Braves after three seasons as the pitching coach at Georgia State.

• On opening weekend, the Jackets recorded 37 strikeouts in 25.0 innings, good enough for a 13.33 K/9 clip, the 23rd best mark in the country and the fifth highest in the ACC.

- Jackson Blakely recorded nine strikeouts in his first career start, the most Ks by any Tech pitcher making career start No. 1 since at least the turn of the century.
- R-freshman Dimitri Angelakos also made his first career start, one week after Blakely against Georgia State, pitching 5.0 scoreless innings with five strikeouts and only two hits allowed. He was perfect through the lineup for the first time, retiring the first nine batters he faced.
- Against NC State, the pitching staff held No. 14 NC State to just 5 runs over three games. The fewest runs allowed in a series against a Top 25 opponent since 2006.
- Against Cal, the pitching held the Golden Bears to just seven runs, allowing for the largest margin of victory in an ACC series since 2011 (33-7).
- In game two, vs. Cal, Tech struck out 13 batters while only walking one - the best strikeout to walk ratio in an ACC game in the Matt Taylor era and the best since 2021.
- In the Cal series, Tech starting pitching did not surrender an earned run in 13.1 innings of work, marking the first time GT starters have posted a 0.00 ERA over an ACC series since at least the turn of the century.
- Tech pitching delivered 12 strikeouts last Tuesday vs. Mercer. Tech has recorded double digit strikeouts in 22 games this season.
- The Jackets own a 4.36 ERA in ACC play, the lowest in the league.

Jackets with a K/9 over 10.00 - 2026

Name	IP	Class	K/9
Jamie Vicens	7.0	Fr	16.71
Justin Shadek	23.1	r-So.	15.43
Adam McKelvey	6.2	So.	14.85
Porter Buursema	20.1	Jr.	12.84
Brett Barfield	20.2	Sr.	12.19
Jake Lankie	21.0	r-So.	11.14
Tate McKee	68.0	Jr	11.12
Kayden Campbell	10.1	Sr.	10.45
Caden Spivey	17.0	Sr.	10.06

Last Thursday: GT 9 - Boston College 0

- This was the first one-hit shutout over nine innings since at least the turn of the century and the first time its been accomplished in ACC play since Brady Jones pitched a one-hit shutout in seven innings against Louisville last season.
- This was the fourth shutout of the season for the GT pitching staff, tied for the most in a single season since recording five back in 2018.
- Tech pitching struck out 18 batters, tying the program record for strikeouts in an ACC game. It marked the 23rd game with 10+ Ks this season and the fourth 15+ strikeout performance of the season.
- Junior Tate McKee delivered the best start of his impressive career as a Yellow Jacket, pitching 7.0 scoreless innings with only three baserunners allowed (one hit, one walk and one HBP) while striking out a career high 14.

- It's the most strikeouts a Tech pitcher has recorded against an ACC opponent since Connor Thomas struck out 17 vs. Wake Forest (April 28, 2018).
 - This was his 30th consecutive series opening start, the only pitcher in Division I to have started every series opener for the same team in each of the past two regular seasons.
 - Tech improves to 24-6 in series openers started by McKee (.800 win %) and have won 15 of the last 17 series openers dating back to last season.
 - He has now struck out 228 batters over his GT career, 20 away from cracking the all-time Top 20.
 - This was his third scoreless outing of the season, all coming on the road, in ACC play (at Clemson, at Cal and at BC).
 - Over his last two starts, McKee has struck out 20 while walking just one.
 - He has delivered 70 strikeouts this season, becoming the first Tech pitcher to record back-to-back 70 strikeout seasons since Connor Thomas in 2018 & 2019.
 - McKee brings his record to 8-1 this season with a 4.10 ERA over 68.0 innings. His eight wins matches the career best he set last season, despite having two fewer starts.
 - R-freshman Dimitri Angelakos pitched the final two innings of the game, delivering 2.0 perfect innings with four strikeouts on 27 pitches without a baserunner allowed.
 - This was his 13th appearance of the season and his 10th out of the bullpen.
 - He has been lights out in ACC play, making his fourth in-conference appearance and bringing his ERA down to 2.08 over 8.2 innings of relief with 11 strikeouts.
- #### Last Friday: GT 14 - Boston College 1
- The Jackets only allowed one walk tonight, marking the fifth time in the last seven games with only one walk. Over the last seven games, Tech pitching has struck out 78 while walking only 13 – a K/BB ratio of 6.00
 - R-Junior Carson Ballard produced one of the best starts he has had in White & Gold, pitching a season-high 6.0 innings with just two hits allowed, one earned run, one walk and striking out four. Facing just four batters over the minimum in his 6.0 innings of work.
 - This was his fifth start of the season, and third consecutive Saturday start. Tech has won all five of his starts this season by an average of 8.2 runs.
 - Ballard has now recorded 39 strikeouts this season, his second straight season with at least 30 Ks.
 - He lowers his ERA to 3.08 this season over 38.0 innings, only Sunday starter Jackson Blakely(2.84) has a lower ERA with more innings pitched.
 - He would get the win, improving his record to 7-0 this season, the second-most wins on the team behind only Tate McKee(eight). Ballard now owns more than twice as many wins this season as he did in his previous two combined (three).
 - Ballard has set career highs in innings pitched (38.0) and strikeouts (39) this season while holding a 3.08 ERA.

- Mason Patel entered the game in the seventh inning, pitching 3.0 scoreless innings with just two hits allowed while striking out two.
- He would get credit for the three-inning save, his seventh of the season.
- Since recovering from an injury that saw him miss 20 days during the opening month of the season, Patel has made 10 appearances out of the bullpen, pitching 24.2 innings with only one earned run allowed, collecting two victories and seven saves.
- Over the last two seasons, Patel has made 33 bullpen appearances, posting a team-high 13 wins and 12 saves.
- His seven saves puts him in a nine-way tie for the 16th most in a single season while his 12 career saves are tied with Mike Hostetter (1989-91) and Luke Bard (2010-12) for the 11th most in program history, one shy of cracking into the Top 10.

Last Saturday: GT 15 - Boston College 2 (7)

- The Jackets have held their opponents to two or fewer runs in each of the last five league games.
- Sophomore Jackson Blakely made his 10th consecutive weekend start, pitching 5.0 innings with one earned run allowed and five strikeouts with five hits and three walks surrendered.
- The Jackets have won each of Blakely's last nine starts.
- His ERA stands at 2.75 over 55.2 innings, the lowest among all regular starting pitchers on the roster and the second lowest ERA overall on staff.
- He stands at 61 strikeouts this season, the second most on the roster, and 55.2 innings pitched, also the second most, both behind Friday night starter Tate McKee.
- Blakely would get credit for the win, bringing his record to 7-1 for the season and joining Carson Ballard (7-0) for the second most wins on the staff, behind McKee (8).
- He is currently on pace to be the first Tech pitcher with an ERA under 3.00 since 2016 – Brandon Gold 2.48 ERA over 105.1 IP.
- Freshman Cooper Underwood produced a quite 6th inning, recording a pair of outs around a walk before Drew Rogers threw out a would-be base stealer from BC.
- This was his fifth appearance out of the bullpen this season and his 11th overall He owns a 1.04 ERA over 8.2 innings out of the bullpen this year, allowing only three hits with 10 strikeouts.
- R-sophomore Justin Shadek made his 14th bullpen appearance of the season and his 16th He pitched a scoreless seventh inning recording two of his three outs via strikeout.
- He has struck out 40 batters over 23.1 innings this season, a K/9 of 15.43, the most on the team among pitchers with at least 10.0 innings.

Last Midweek: GT 9 - Mercer 12

- R-sophomore Jake Lankie made his first career start, pitching 1.2 innings. He is the 11th Tech pitcher to start a game this season and the fifth pitcher to make his first career start this year.
 - This was his 16th appearance of the season, double his total from his r-freshman total.
 - R-sophomore Justin Shadek made his 13th bullpen appearance of the season and his 15th He pitched 0.2 innings recording both of his outs via strikeout.
 - Senior Caden Spivey pitched 2.2 scoreless innings across the 6th, 7th and 8th innings, his longest outing of the season.
- He allowed only two baserunners during his time on the mound – one hit and one walk.
- This was his 7th outing of the year without allowing an earned run and his longest scoreless outing since Opening Weekend last season (Feb. 15, 2025 vs. Old Dominion).
 - R-junior Caden Gaudette made his team-leading 22nd appearance of the season in the ninth inning, striking out the side over 13 pitches.
 - He lowers his ERA to a career-best 4.13 this season over 28.1 innings pitched, matching his previous career total for appearances from his past two seasons and surpassing his previous career total of strikeouts by two.

MISCELLANEOUS **MLB**
Prospects Top 150 List

• Earlier this week, MLB Pipeline released its Top 150 Prospects list for the 2026 MLB Draft.

• Georgia Tech has five players included in the list, tied with UCLA for the most of any program in the nation as well as being the only program with two Top 10 prospects.

Player	Rank
Vahn Lackey	No. 3
Drew Burress	No. 8
Jarren Advincula	No. 31
Carson Kerce	No. 133
Alex Hernandez	No. 136

• The list includes all prospects eligible for the 2026 MLB Draft, including high school prospects.

• Georgia Tech has only had three first-round picks once in a single season, back in 1994: Nomar Garciaparra (No. 12), Jason Varitek (No. 14) and Jay Payton (No. 29).

• Tech has never had two players drafted in the Top 10 of the same draft in program history.

• Lackey and Burress have the potential of becoming the 6th and 7th Top 10 picks in program history.

Top 10 Draft Picks - GT Program History

Player	Overall	Team	Year
Joey Bart	No. 2	Giants	2018
Kevin Brown	No. 4	Rangers	1986
Matt Wieters	No. 5	Orioles	2007
Mark Teixeira	No. 5	Rangers	2001
Ty Griffin	No. 9	Cubs	1988

D1 BASEBALL POSITION RANKINGS

• Georgia Tech was all over D1 Baseball's annual preseason player rankings. The publication ranked their top 50 players of each position, the top 150 outfielders, top 200 starting pitchers and top 100 relievers.

• Tech was represented on every list including being the only program in the nation with six position players listed in among the top 15 and the only program with eight position players in the top 50 of their respective position group.

D1 BASEBALL PRESEASON POSITION RANKINGS

Player	Position	Rank	ACC Rank
Drew Burress	Outfield	1st	1st
Vahn Lackey	Catcher	2nd	1st
Jarren Advincula	2nd Base	2nd	1st
Alex Hernandez	Outfield	11th	5th
Kent Schmidt	1st Base	13th	4th
Carson Kerce	Shortstop	15th	4th
Ryan Zuckerman	3rd Base	28th	4th
Caleb Daniel	Outfield	41st	11th
Tate McKee	Starting Pitcher	55th	12th
Mason Patel	Starting Pitcher	61st	15th
Justin Shadek	Relief Pitcher	85th	18th
Charlie Willcox	Starting Pitcher	155th	32nd

• Georgia Tech and TCU were the only programs in the nation with three outfielders listed in the Top 50 of these rankings.

• Tech and LSU were the only programs to have a representative from each infield position listed among the Top 30.

• Tech led the nation with eight players listed among the top 50 in their position, one more than the next closest programs (LSU and TCU) and two more than the next closest ACC rival (North Carolina and Louisville).

• Charlie Willcox was one of four freshman pitchers to earn a spot in the Top 200 for starting pitchers, coming in at No. 155.

• Willcox was also named as the fourth-best freshman in the ACC by D1 Baseball heading into this season.

• The Jackets position players continued to dominate the midseason position rankings.

• Vahn Lackey and Jarren Advincula were named the best catcher and 2nd baseman in the nation according to the D1 Baseball staff, two of the many improvements across the rankings.

D1 BASEBALL MIDSEASON POSITION RANKINGS

Player	Position	Rank	ACC Rank
Vahn Lackey	Catcher	1st	1st
Jarren Advincula	2nd Base	1st	1st
Carson Kerce	Shortstop	6th	2nd
Drew Burress	Outfield	8th	3rd
Ryan Zuckerman	3rd Base	8th	2nd
Alex Hernandez	Outfield	11th	5th
Kent Schmidt	1st Base	32nd	8th
Will Baker	Outfield	46th	13th
Caleb Daniel	Outfield	53rd	16th

• After Week 12, they released another set of position rankings, giving Georgia Tech the best catcher, 2nd baseman, 3rd baseman, shortstop of outfielder in the ACC.

D1 BASEBALL WEEK 12 POSITION RANKINGS

Player	Position	Rank	ACC Rank
Jarren Advincula	2nd Base	1st	1st
Drew Burress	Outfield	2nd	1st
Vahn Lackey	Catcher	2nd	1st
Carson Kerce	Shortstop	4th	1st
Ryan Zuckerman	3rd Base	4th	1st
Kent Schmidt	1st Base	24th	7th
Will Baker	Outfield	28th	11th
Alex Hernandez	Outfield	38th	15th

D1 BASEBALL POSITION RANKINGS MOVEMENT

Player	Position	PS Rank	MS Rank	W12 Rank
Jarren Advincula	2nd Base	2nd	1st	1st
Vahn Lackey	Catcher	2nd	1st	2nd
Drew Burress	Outfield	1st	8th	2nd
Carson Kerce	Shortstop	15th	6th	4th
Ryan Zuckerman	3rd Base	28th	8th	4th
Alex Hernandez	Outfield	11th	11th	38th
Kent Schmidt	1st Base	13th	32nd	24th
Will Baker	Outfield	NR	46th	28th
Caleb Daniel	Outfield	41st	53rd	NR

Jim Poole Number - Carson Ballard

Georgia Tech baseball continues the legacy of former Yellow Jacket standout and Major League Baseball relief pitcher Jim Poole, who passed away from ALS in October of 2023, by designating a student-athlete each year to wear his No. 21 jersey. The student-athlete selected must exemplify Poole's characteristics both on and off the field.

This year, r-junior RHP Carson Ballard (Alpharetta, Ga./ Wesleyan HS) becomes the fourth Yellow Jacket to earn the honor, continuing the tradition begun by Jack Rubenstein in 2023, Ben King in 2024 and John Giesler last season.

"Carson Ballard is the epitome of what it means to be a student-athlete at Georgia Tech," head coach James Ramsey said. "He has been a mainstay on the ACC Academic Honor Roll as both a Biomedical Engineering major and a trusted arm for us over his three years with our program. He embodies the kind of dedication and love for Georgia Tech, both in the classroom and on the mound, that made Jim Poole such a beloved Tech Man. He has heard Jim's legacy preached since he stepped on campus. Not only about what a great pitcher he was and the incredible MLB career he enjoyed, but the husband, father, coach and advisor that Jim was and the life after baseball that he earned through the hard work that he put in while in White & Gold. That work ethic is perfectly reflected in Carson. Beginning as a walk-on and working his way to becoming a focal point of our 2025 ACC regular season championship roster and now, becoming a scholarship player on a 2026 team that has hopes of being one of the very best to represent this incredible Institution. The No. 21 has a deserved venerable legacy here and Carson is the perfect player, leader and engineer to continue this tradition into 2026."

Ballard will wear No. 21, having shown a longstanding commitment to Poole's ideals – self-determination, a strong academic work ethic, and high moral fiber on and off the field. He is a three-time member of the ACC Academic Honor Roll, a two-time Academic All-ACC honoree and a member of the 2024 CSC Academic All-District Team. He is currently pursuing a degree in Biomedical Engineering.

On the diamond, Ballard is entering his fourth season as one of the more reliable arms on the Tech pitching staff that has shown dramatic improvements from his freshman season to now. He has made 30 appearances including seven starts over his two years on the active roster, collecting three wins and a 5.07 ERA, with 64 strikeouts over 71.0 innings pitched. He was leaned on most when the lights were brightest, pitching a team-high 14.2 innings against SEC competition last year and delivering 13 strikeouts and a .226 opponent's batting average over those appearances with a 4.30 ERA. He introduced a knuckleball into his arsenal last season, throwing it with great effect down the stretch, including heavily relying on it during his 4.0 innings of work in an elimination game at the Oxford Regional.

"It's an incredible honor and privilege to wear No. 21 this year," Ballard said. "I hear all the time about the legacy Jim Poole left behind at Tech. Not just as a player, but as a person who impacted so many people on and off the field. He's someone I strive to be more like every day. I'll do everything I can to honor him and his family and to wear his number with pride."

ABOUT JIM POOLE

Poole arrived on The Flats in 1985 and had an immediate impact, as Georgia Tech baseball would win the first of four-straight ACC Tournament Championships. During his four years, he pitched in 120 games and struck out 263 batters in 188 innings. He still ranks first in the Tech record book with 22 career saves, including 10 as a junior and nine as a senior. He was named all-ACC his last two seasons. Poole would be enshrined into the Georgia Tech Sports Hall of Fame just nine years later in 1997.

A stellar worker in the classroom, Poole elected not to turn professional after being selected in the 34th round of the 1987 MLB Draft by the LA Dodgers, and returned to Georgia Tech for his senior year, recording a 2.03 ERA and 113 strikeouts in only 71 innings. Once again, the LA Dodgers would call his name in the 1988 MLB Draft, this time taking him in the ninth round. He would return to graduate from the Institute with a degree in electrical engineering in 1990.

Poole played 11 years in the major leagues, predominantly with the Baltimore Orioles, Cleveland Indians, and San Francisco Giants. In 431 games played, he finished with 22 victories and a 4.31 ERA, as well as 256 strikeouts and four saves. He helped pitch Cleveland to two American League Championship Series (1995, 1998), making it to the 1995 World Series where he would face the Atlanta Braves.

Following his retirement at the end of the 2000 season, Poole returned to Georgia Tech to join the Alexander-Tharpe Fund as a fundraiser and supporter of the baseball program. He then began serving as the pitching coach at Johns Creek High School in 2010, teaching many young men about pitching mechanics, while also conveying his personal pitching philosophy.

He later joined the business world as a Personal Wealth Advisor for the Baseball Division of BIP Wealth.

After being diagnosed with ALS in 2021, Poole worked tirelessly to raise awareness for the disease. In addition to serving on MLB ALS boards, he also worked with Georgia Tech, who together hosted an ALS Awareness Day during the 2022 baseball season, with Tech wearing Jim Poole shirts and both teams wearing honorary wristbands. Professional players also wore the shirt. Tech later designated the number 21 each year to be worn by a student-athlete who exemplify Poole's ideals – self-determination, a strong academic work ethic, and high moral fiber on and off the field.

MISCELLANEOUS
ATOP THE CONFERENCE

• Georgia Tech baseball ranks among the most prolific winners in ACC history.

MOST ACC TOURNAMENT TITLES, SINCE 2000

	Titles	Years
Florida State	6	2002, 2004, 2010, 2015, 2017, 2018
Georgia Tech	5	2000, 2003, 2005, 2012, 2014
North Carolina	5	2007, 2013, 2019, 2022, 2025
Clemson	3	2006, 2016, 2023
Duke	2	2021, 2024
Virginia	2	2009, 2011

MOST ACC REGULAR-SEASON, DIVISIONAL TITLES SINCE 1994

	Titles	Regular-Season Years (Divisional)
Florida State	14	1996, 1998, 1999, 2001, 2002, 2003 (2007, 2008, 2009, 2010*, 2011, 2012, 2013, 2014)
Georgia Tech	9	1997, 2000, 2004, 2005 (2011, 2019, 2021), 2025, 2026
North Carolina	8	(2006, 2007, 2009, 2012, 2013, 2017, 2018, 2024)
Clemson	6	1994, 1995 (2006, 2010*, 2018, 2024)
Louisville	5	(2015, 2016, 2017, 2019, 2022)
Miami	4	(2008, 2014, 2015, 2016)

GEORGIA TECH'S MOST COMMON OPPONENTS

	Games	First Meeting	Series Record
Georgia	391	1898	UGA leads 220-169-2
Auburn	250	1897	AU leads 131-114-5
Clemson	249	1902	CU leads 125-121-3
Mercer	178	1897	GT leads 120-58
North Carolina	161	1901	GT leads 84-77
Virginia	153	1924	GT leads 81-70-2
NC State	146	1921	GT leads 84-62
Ga. Southern	145	1947	GT leads 113-32
Duke	142	1903	GT leads 101-41
Florida State	135	1959	FSU leads 81-54

• Tech extended its winning streak against Georgia Southern to eight games in a row, dating back to 2022, with an 25-1 win in Statesboro earlier this year. GT set a new record when it hung 25-runs on Georgia Southern - the most in the 144 game history of the series, while also tying the program record with 19 strikeouts from the pitching staff.

• The Jackets traveled to Berkely for the first time ever this season. They are 10-0 against California schools since they joined the ACC in 2025, becoming the first team from east of the Rocky Mountains to sweep a three-game series, at Stanford, in the history of Stanford baseball (since 1892) last season.


2026 ACC PRESEASON POLL

1. Georgia Tech (7)	237
2. North Carolina (6)	236
3. Florida State (1)	221
4. Louisville	196
5. Clemson (2)	185
6. NC State	169
7. Virginia	165
8. Miami	159
9. Wake Forest	145
10. Stanford	99
11. Virginia Tech	89
12. Notre Dame	87
13. Duke	67
14 Pitt	45
15. California	41
16. Boston College	35

Georgia Tech was named 2026 Atlantic Coast Conference Baseball preseason favorites by the league's 16 head coaches for the first time since 2004.

2026 ACC STANDINGS

Team	ACC	Overall
Georgia Tech	25-5	45-9
<i>North Carolina</i>	<i>22-8</i>	<i>43-10-1</i>
<i>Florida State</i>	<i>19-11</i>	<i>38-16</i>
<i>Boston College</i>	<i>17-13</i>	<i>36-20</i>
Miami	16-14	36-17
<i>Wake Forest</i>	<i>16-14</i>	<i>38-18</i>
<i>Virginia Tech</i>	<i>15-15</i>	<i>29-23</i>
Virginia	14-16	35-20
<i>NC State</i>	<i>14-16</i>	<i>32-21</i>
Notre Dame	13-17	30-21
Louisville	13-17	30-26
Stanford	13-17	27-25
<i>California</i>	<i>12-18</i>	<i>29-25</i>
<i>Pitt</i>	<i>11-19</i>	<i>30-23</i>
<i>Clemson</i>	<i>10-20</i>	<i>31-25</i>
<i>Duke</i>	<i>10-20</i>	<i>25-30</i>

Italics indicates opponents GT has already played

James Ramsey became the first head coach to win the ACC regular season championship in his first season as a head coach since 1958 (Bill Wilhelm at Clemson).

2026 HONORS
DREW BURRESS

Preseason 1st Team All-American (Perfect Game)
 Preseason 1st Team All-American (D1 Baseball)
 Preseason 1st Team All-American (Baseball America)
 Preseason 1st Team All-American (NCBWA)
 Golden Spikes Award (Watch List)
 Preseason ACC Player of the Year (D1 Baseball)
 Preseason ACC Player of the Year (Baseball America)
 ACC Player of the Week (April 27)
 Perfect Game National Player of the Week (May 12)
 Golden Spikes Semifinalist
 Dick Howser Semifinalist
 1st Team All-ACC

VAHN LACKEY

Preseason 1st Team All-American (Perfect Game)
 Preseason 2nd Team All-American (D1 Baseball)
 Preseason 2nd Team All-American (Baseball America)
 Preseason 2nd Team All-American (NCBWA)
 Golden Spikes Award (Watch List)
 Buster Posey Award (Watch List)
 ACC Player of the Week (March 16)
 Buster Posey Catcher of the Week (March 17)
 Perfect Game National Player of the Week (March 17)
 Golden Spikes Semifinalist
 1st Team All-ACC
 ACC Defensive Player of the Year
 Buster Posey Award Semifinalist
 ACC Player of the Week (May 18)

JARREN ADVINCULA

Preseason 2nd Team All-American (Perfect Game)
 Preseason 2nd Team All-American (D1 Baseball)
 Preseason 2nd Team All-American (Baseball America)
 Preseason 2nd Team All-American (NCBWA)
 Golden Spikes Award (Watch List)
 Perfect Game National Player of the Week (April 28)
 Golden Spikes Semifinalist
 Dick Howser Semifinalist
 1st Team All-ACC

CARSON KERCE

Brooks Wallace Award Watch List
 ACC Player of the Week (April 13)
 Brooks Wallace Award semifinalist
 1st Team All-ACC

RYAN ZUCKERMAN

1st Team All-ACC

TATE MCKEE

2nd Team All-ACC
 ACC Pitcher of the Week (May 18)
 College Baseball Foundation National Pitcher of the Week (May 19)

ALEX HERNANDEZ

Preseason 3rd Team All-American (Perfect Game)
 Preseason 3rd Team All-American (NCBWA)

MASON PATEL

Preseason 1st Team All-American (NCBWA)
 No. 61 Starting Pitcher (D1 Baseball)
 Stopper of the Year Midseason Watch List

DYLAN LOY

Pitcher of the Year Award Watch List

2026 MLB #PROJACKETS

Joey Bart, C	Pirates
Brant Hurter, RHP	Tigers
Chandler Simpson, OF	Rays

LET'S BRAG ABOUT BURRESS

"The definition of a college baseball superstar. On the same tier as Adley Rutschman and Dylan Crews. One of the great, no-brainer superstar players that will have that kind of transcendent career."

– Aaron Fitt, D1Baseball

- Burress hit 25 home runs his freshman season, one shy of the Georgia Tech program record (set by Kevin Parada in 2022) and two shy of the NCAA freshman home run record set by Tommy White (NC State) in 2022 as well. He hit 26 homers in 2024 but one was not official, since the game was called off for rain before enough innings were played.

- His freshman year, Burress became the 1st Yellow Jacket to ever slug over .800 with at least 200 at bats. His .821 slugging percentage led all Division I freshman and was 6th overall among those with 200+ ABs.

"What Burress lacks in size, he makes up for with impact on both sides of the ball." It's explosive bat speed from the right side of the plate with an affinity for hammering fastballs routinely.

– Tyler Jennings, Just Baseball

- Not only did Burress turn heads with his bat but he also set the Georgia Tech record for the most assists by an outfielder in a single season, gunning down 10 runners from his spot in center field in 2024

- In 2025, he was the only player from a Power 4 conference with at least 60 RBI (62), 20 doubles (23), 50 walks (53), 15 HR (19) and 70 runs (77).

- Last season, he led the ACC in extra base hits (43) and doubles (23) while finishing 2nd in the conference in home runs (19) and runs (77).

"Few hitters in the country combine his level of consistency with true, game-changing power... He is the best statistical producer returning to college baseball right now. Period."

– Jacob Rudner, Baseball America

- He became the fastest Yellow Jacket in program history to reach 30 career home runs – doing so in just 73 games, a full 20 games faster than the previous record holder, Kevin Parada.

- Burress was named a semifinalist for both the Dick Howser Trophy and the USA Baseball Golden Spikes Award for the second year in a row. One of only two players in the nation to do so (also FSU's Jamie Arnold).

- This season, Burress becomes the first Yellow Jacket to ever wear a "C" on his jersey as the team's permanent captain.

- Burress has been the best hitter in college baseball over the second half of the season, leading the team in runs (42), hits (52 – tied with Advincula), triples (2 – tied with Advincula), extra-base hits (20), RBI (35), slugging (.804) and OPS (1.335) over the last 26 games. In that stretch, Burress has recorded multiple hits in 18 of the 26 games (69.2%), scored multiple runs in 15 (57.7%) and multiple RBI in 11 (42.3%)

- He has landed himself on the program leaderboard in: HRs (T-1st – 57), slug (2nd – .731), 2B (8th – 56), R (9th – 219), TB (7th – 463), average (17th – .362) and RBI (14th – 182).

GEORGIA TECH'S TRIPLE CROWN WINNERS

Year	Player	HR	RBI	AVG
1958	Earl Moore	4	15	.287
1959	Roger Kaiser	4	32	.373
1960	George Inman	7	24	.360
1968	Ted Tomasovich	5	38	.381
1975	Frank Turner	2	30	.376
1991	Andy Bruce	22	96	.345
1992	<i>Jason Varitek</i>	11	52	.406
1993	<i>Jason Varitek</i>	22	72	.404
1994	Jay Payton	20	102	.434
1997	Mark Fischer	24	98	.354
1999	<i>Mark Teixeira</i>	13	65	.387
2016	Matt Gonzalez	11	54	.378
2024	Drew Burress	25	67	.381

italics indicates member of College Baseball Hall of Fame

MOST CAREER HOME RUNS - GT HISTORY

Rank	Player	HRs	Years
1.	Jason Varitek	57	1991-94
	Drew Burress	57	2024-
3.	J.J. Thomas	56	1995-97
4.	Tony Plagman	55	2007-10
5.	Andy Bruce	52	1988-91

ACTIVE NCAA D1 CAREER SLUGGING % LEADERS

Rank	Player	School	Class	Slug %
1	Jake Bennett	DBU	Sr.	.765
2	Myles Bailey	Florida State	So.	.734
3	Blake Primrose	St. Joseph's	So.	.722
4	Drew Burress	Georgia Tech	Jr.	.720
5	Tague Davis	Louisville	So.	.719

* minimum of 200 career ABs

ACTIVE NCAA D1 CAREER HOME RUN LEADERS

Rank	Player	School	Class	HR
1	Grayson Fitzwater	VMI	Sr.	62
2	Ty Dalley	Clemson	Sr.	60
3	Drew Burress	Georgia Tech	Jr.	57
4	Justin Journette	Norfolk State	Sr.	56
5	Two Tied			55

ACTIVE NCAA D1 CAREER RUNS LEADERS

Rank	Player	School	Class	R
1	Drew Burress	Georgia Tech	Jr.	225
2	Noah Sullivan	Mississippi St.	Sr.	219
3	Matthew Bucciero	Fairfield	Sr.	216
4	Blake Barthol	Coastal Carolina	Sr.	204
5	Luke Costello	Wake Forest	So.	198

RECORD BREAKDOWN

	ACC	Overall
Overall	25-5	45-9
Home	14-1	30-4
Road	11-4	13-5
Neutral	0-0	2-0
Day Games	12-4	22-7
Night Games (6 p.m. or later)	13-1	23-2
Yellow Jackets Score First	18-1	29-3
Opponent Scores First	7-4	16-6
Yellow Jackets Score in 1st inning	19-1	30-3
Walk-off Victories	2-0	6-0
As a Ranked Team (All Polls)	25-5	45-9
Vs. Ranked Team (All Polls)	12-3	14-4
Vs. LHP (starter)	8-1	14-2
Vs. RHP (starter)	17-4	31-7
Yellow Jacket Starter 6+ IP	6-0	6-0
Yellow Jacket Starter 7+ IP	3-0	3-0
Yellow Jacket Starter 8+ IP	0-0	0-0
Hitting A Home Run	17-4	36-7
Not Hitting A Home Run	5-1	6-2
Out Hit Opponent	22-0	41-1
Get Out Hit By Opponent	3-5	3-7
Equal Number of Hits	0-0	1-1
February	0-0	10-1
March	9-3	13-4
April	10-2	14-2
May	6-0	8-2
June	0-0	0-0
Monday	0-0	0-0
Tuesday	0-0	8-3
Wednesday	0-0	0-0
Thursday	4-0	4-0
Friday	9-1	13-2
Saturday	7-3	12-3
Sunday	5-1	8-1
One-Run Games	4-0	5-0
Two-Run Games	3-0	4-0
Three-Run Games	2-2	4-3
Four+ Run Games	16-4	32-6
Leading After 6	22-0	39-1
Trailing After 6	1-4	2-7
Tied After 6	2-1	2-1
Leading After 7	23-0	42-1
Trailing After 7	0-5	0-8
Tied After 7	2-0	3-0
Leading After 8	15-0	27-1
Trailing After 8	0-4	0-7
Tied After 8	1-0	2-0
Shutouts	2-0	3-0
Extra Innings	1-0	2-1
Score 0-5 Runs	3-2	4-5
Score 6-9 Runs	8-3	10-4
Score 10+ Runs	14-0	31-0
Allow 0-5 Runs	22-1	38-1
Allow 6+ Runs	3-4	7-8
Commit 0 Errors	13-3	20-4
Commit 1 Error	7-1	16-2
Commit 2+ Errors	5-1	9-3



A NEW ERA OF TECH BASEBALL

- **James Ramsey** became the 13th Head Coach in Georgia Tech baseball history this past summer, taking over for the legendary Danny Hall, who retired at the end of his 32nd season on The Flats.
- This is Ramsey's first season as head coach but his 8th year at Georgia Tech, after being associate head coach and recruiting coordinator for the past five seasons and an assistant coach for the two years prior to that.
- He has signed four Top 5 ranked recruiting classes and coached 22 All-ACC, 7 All-American, 5 Freshman All-American, 5 All-ACC, 2 ACC Freshmen of the Year hitters including one National Freshman of the Year (Drew Burress).
- He has coached 17 draft picks on the offensive side and three semifinalists for both the Golden Spikes Award (Kevin Parada, Drew Burress and Kyle Lodise) and the Dick Howser Award (Kyle McCann, Kevin Parada and Drew Burress).
- Ramsey is the first ACC Player of the Year to ever become an ACC Head Coach
- He was an ABCA National Player of the Year at Florida State, where he led his team to the College World Series twice - 2010 & 2012

STOP...RAMMER TIME

- Since Ramsey took over the Georgia Tech offense in 2019, the Yellow Jackets have been among the very best in the vaunted Atlantic Coast Conference.

	GT (2019-Pres.)	ACC Rank
Batting Average	.314	1st
Runs Scored	3,502	1st
On-base+Slugging	.939	1st
On-Base %	.416	1st
Slugging %	.523	1st
Hits	4,635	1st
Doubles	937	1st
Total Bases	7,750	1st
SAC Flies	235	1st
Triples	98	2nd
RBI	3,241	2nd
Home Runs	661	2nd

- Georgia Tech is one of 10 programs across Division I to be led by a first-year head coach in 2026 - a total of 11 coaches since UMass is using co-head coaches.
- Ramsey is one of three Power 4 head coaches in their first year, along with Josh Elander at Tennessee and Corey Muscara at Duke.

1st Year Tech Skippers

	1st Season Record	Conference Record
Coach Todd (1900-01)	3-4 (.428)	N/A
Sammy Strang (1902)	5-8 (.385)	N/A
Coach Irving (1903)	9-9 (.500)	N/A
John Heisman (1904-17)	15-7 (.682)	N/A
Joe Bean (1918-20)	10-7 (.588)	N/A
Kid Clay (1921-31)	18-4-1 (.804)	N/A
Bobby Dodd (1932-1939)	4-11-2 (.294)	N/A
Roy Mundorff (1940-45)	5-10-1 (.344)	5-9-1 (.367) (SEC)
Joe Pittard (1946-61)	10-2 (.833)	N/A
Jim Luck (1962-81)	8-16 (.333)	6-11 (.353) (SEC)
Jim Morris (1982-93)	29-20 (.592)	6-8 (.429) (ACC)
Danny Hall (1994-2025)	50-17 (.746)	16-8 (.667) (ACC)
James Ramsey (2026-)	45-9 (.833)	25-5 (.833) (ACC)

1994 included Tech's first trip to the College World Series which ended in a 2nd place finish

TEAM GAME HIGHS

INDIVIDUAL GAME HIGHS

Batting	
At bats.....	51 - at Georgia Southern (Feb 17)
Runs scored.....	27 - vs Bowling Green (Feb 14 - Game 1)
Hits.....	26 - at Georgia Southern (Feb 17)
RBIs.....	25 - vs Bowling Green (Feb 14 - Game 1)
Doubles.....	6 - vs Bowling Green (Feb 14 - Game 1)
.....	6 - at Georgia Southern (Feb 17)
.....	6 - vs. Northwestern (Feb. 27)
Triples.....	2 - vs Stony Brook (Feb 22)
.....	2 - at No. 23 Boston College (May 16)
Home runs.....	6 - vs. Virginia Tech (March 7)
.....	6 - vs. Georgia Southern (April 14)
Total bases.....	40 - at Georgia Southern (Feb 17)
.....	40 - vs. Georgia Southern (April 14)
Walks.....	15 - vs Bowling Green (Feb 14 - Game 1)
Strikeouts.....	16 - at No. 4 Auburn (March 17)
Sac hits.....	1 - 7x last at Cal (April 4)
Sac flies.....	4 - vs Bowling Green (Feb 14 - Game 1)
Stolen bases.....	6 - vs Duke (May 9)
Hit by pitch.....	5 - vs Bowling Green (Feb 13)
Caught stealing.....	1, 5x - last at Pitt (March 20)
Runners LOB.....	15 - vs Bowling Green (Feb 14 - Game 1)
Hit into DP.....	3 - at No. 3 North Carolina (April 18)
.....	3 - vs Duke (May 10)
Fielding	
Putouts.....	30 - 3x, last 6 vs Duke (May 8)
Assists.....	16 - vs. Georgia Southern (April 14)
Errors.....	3 - vs Bowling Green (Feb 13)
.....	3 - vs Georgia State (Feb. 24)
.....	3 - at No. 23 Boston College (May 16)
Passed balls.....	1 - 6x, last vs. Georgia Southern (April 14)
DPs turned.....	2 - vs Bowling Green (Feb 13)
.....	2 - vs Stony Brook (Feb 21)
.....	2 - at No. 8 Clemson (March 12)
.....	2 - at No. 8 Clemson (March 13)
.....	2 - at No. 3 North Carolina (April 17)
Pitching	
Innings pitched.....	10.0 - 3x, last 6 vs Duke (May 8)
Runs allowed.....	14 - at Pitt (March 21)
.....	14 - at No. 3 North Carolina (April 18)
Earned runs.....	14 - at Pitt (March 21)
.....	14 - at No. 3 North Carolina (April 18)
Walks allowed.....	10 - at Pitt (March 20)
Strikeouts.....	19 - at Georgia Southern (Feb 17)
Hits allowed.....	14 - vs. Virginia Tech (March 8)
.....	14 - at No. 8 Clemson (March 14)
Doubles allowed.....	4 - vs Bowling Green (Feb 14 - Game 1)
.....	4 - vs. Virginia Tech (March 8)
Triples allowed.....	1 - vs. No. 5 Florida State (April 11)
Homers allowed.....	5 - vs Wake Forest (April 25)
Wild pitches.....	2 - vs Stony Brook (Feb 20)
Hit batters.....	3 - 4x last vs. Georgia Southern (April 14)
Bold indicates program record	
<i>Italics indicates BBCOR era record</i>	

Batting	
At bats:.....	6 - Jarren Advincula at Pitt (March 21)
.....	6 - Carson Kerce vs. Wake Forest (April 25)
.....	6 - Carson Kerce at Kennesaw State (April 28)
.....	6 - Drew Burress at Kennesaw State (April 28)
.....	6 - Carson Kerce vs. Duke (May 8)
.....	6 - Carson Kerce at No. 23 Boston College (May 15)
Runs scored:.....	4 - 7x, last Vahn Lackey at No. 23 BC (May 16)
Hits:.....	5 - Ryan Zuckerman vs. Ga. Southern (April 14)
.....	5 - Jarren Advincula vs. Wake Forest (April 25)
RBIs:.....	6 - Jarren Advincula vs. Wake Forest (April 25)
.....	6 - Drew Rogers vs Stony Brook (Feb. 22)
.....	6 - Alex Hernandez vs Bowling Green (Feb. 14 - Game 1)
.....	6 - Caleb Daniel vs. Bowling Green (Feb 13)
Doubles: 2 -	14x last Drew Burress at No. 23 Boston College (May 15)
Triples: 1 -	14x, last Carson Kerce & Vahn Lackey at No. 23 BC (May 16)
Home runs:.....	3 - Ryan Zuckerman vs. Northwestern (March 1)
Total bases:.....	12 - Ryan Zuckerman vs. Northwestern (March 1)
Walks:.....	3 - 9x last Ryan Zuckerman vs. Duke (May 10)
Strikeouts:.....	4 - Alex Hernandez vs. No. 14 NC State (March 28)
Sac hits:.....	1 - 7x last Carson Kerce at Cal (April 4)
Sac flies:.....	1 - 27x last Vahn Lackey at No. 23 Boston College (May 16)
Stolen bases:.....	2 - 12x last
.....	Vahn Lackey & Ryan Zuckerman at No. 23 BC (May 16)
Hit by pitch:.....	2 - Drew Rogers vs. Bowling Green (Feb. 14 - Game 2)
.....	2 - Drew Rogers vs. Northwestern (Feb. 28)
.....	2 - Drew Burress at Pitt (March 20)
.....	2 - Parker Brosius vs. No. 14 NC State (March 27)
.....	2 - Jarren Advincula vs. Wake Forest (April 24)
.....	2 - Vahn Lackey at No. 23 Boston College (May 16)
Caught stealing:.....	1 - 5x last Drew Burress at Pitt (March 20)
Runners LOB:.....	6 - 4x. last Drew Rogers at Kennesaw State (April 28)
Fielding	
Putouts:.....	15 - Drew Rogers vs. Stony Brook (Feb. 20 - Game 1)
Assists:.....	6 - Carson Kerce vs. Bowling Green (Feb 13)
.....	6 - Carson Kerce at No. 8 Clemson (March 13)
Errors:.....	2 - Cade Brown vs. Stony Brook (Feb. 22)
.....	2 - Carson Kerce at Cal (April 3)
Passed balls:.....	1 - 6x last Drew Rogers vs. Ga. Southern (April 14)
Pitching	
Innings pitched:.....	7.1 - Tate McKee vs. No. 14 NC State (March 27)
Runs allowed:.....	7 - Porter Buursema at No. 3 North Carolina (April 18)
Earned runs:.....	7 - Porter Buursema at No. 3 North Carolina (April 18)
Walks allowed:.....	5 - Tate McKee at No. 8 Clemson (March 12)
.....	5 - Tate McKee at Pitt (March 20)
Strikeouts:.....	14 - Tate McKee at No. 23 Boston College (May 14)
Hits allowed:.....	9 - Dylan Loy vs. Northwestern (Feb 28)
Doubles allowed:.....	3 - Mason Patel vs. Stony Brook (Feb 21)
.....	3 - Jackson Blakely at No. 8 Clemson (March 14)
Triples allowed:.....	1 - Jackson Blakely vs No. 5 Florida State (April 11)
Homers allowed:.....	3 - 4x, last Tate McKee vs Duke (May 8)
Wild pitches:.....	2 - Tate McKee vs. Stony Brook (Feb 20 - Game 1)
Hit batters:.....	3 - Jackson Blakely at No. 8 Clemson (March 14)

KILL SHOT INNINGS

- A "killshot inning" consists of an inning in which a team scores 2+ runs while holding the opponent scoreless.
- Last season, across college baseball, the team with more "killshot" innings went onto win the game 92% of the time.
- The Jackets have delivered 105 kill shot innings this season - the most in the nation (1.94/game) - No other team has recorded as many as 90.

OPPONENT	DATE	INNING(S)	INNING SCORE	SCORE BEFORE INNING	SCORE AFTER INNING	FINAL
Bowling Green	2/13	3rd & 6th	2-0 & 3-0	0-0 & 5-1	2-0 & 8-1	11-5
Bowling Green	2/14	3rd, 4th, 6th & 7th	11-0, 5-0 6-0 & 4-0	0-2, 11-2, 16-2, 22-2	11-2, 16-2, 22-2, 26-2	27-4
Bowling Green	2/14	3rd, 5th & 7th	4-0, 3-0 & 2-0	2-0, 6-2 & 10-2	6-0, 9-2 & 12-2	12-2 (7)
at Georgia Southern	2/17	2nd, 3rd, 5th, 6th & 7th	7-0, 5-0, 2-0, 2-0 & 8-0	1-0, 8-0, 13-0, 15-0 & 17-0	8-0, 13-0, 15-0, 17-0 & 25-0	25-1
Stony Brook	2/20	2nd	2-0	0-0	2-0	14-5
Stony Brook	2/20	5th	5-0	5-5	10-5	10-5
Stony Brook	2/21	1st & 6th	2-0 & 2-0	0-0 & 2-5	2-0 & 4-5	6-5 (10)
Stony Brook	2/22	1st, 2nd, 3rd & 5th	7-0, 4-0, 3-0 & 4-0	0-0, 7-0, 11-0 & 14-0	7-0, 11-0, 14-0 & 18-0	21-3 (7)
Georgia State	2/24	1st	2-0	0-0	2-0	4-9 - Loss
Northwestern	2/27	2nd & 4th	7-0 & 5-0	2-2 & 10-2	9-2 & 15-2	17-3 (7)
Northwestern	2/28	1st, 3rd & 5th	3-0, 5-0 & 2-0	0-0, 5-3 & 10-3	3-0, 10-3 & 12-3	13-3 (7)
Northwestern	3/1	4th, 7th & 8th	3-0, 3-0 & 5-0	2-4, 6-5 & 9-5	5-4, 9-5 & 14-5	14-6
vs. Georgia State	3/3	4th	2-0	0-0	2-0	4-1
Virginia Tech	3/6	1st, 3rd & 5th	8-0, 5-0 & 2-0	0-0, 8-1 & 13-1	8-0, 13-1 & 15-1	16-1 (7)
Virginia Tech	3/7	7th	8-0	5-5	13-5	14-5
Virginia Tech	3/8	2nd & 5th	2-0 & 2-0	0-2 & 4-3	2-2 & 6-3	6-9 - Loss
West Georgia	3/10	2nd, 3rd & 6th	4-0, 5-0 & 3-0	1-0, 5-0 & 11-0	5-0, 9-0 & 14-0	14-0
at Clemson	3/12	3rd & 5th	4-0 & 5-0	0-0 & 4-0	4-0 & 9-0	10-0 (7)
at Clemson	3/13	7th	4-0	4-2	8-2	9-3
at Pitt	3/20	1st	4-0	0-0	4-0	11-9
at Pitt	3/22	2nd, 4th & 6th	2-0, 2-0 & 6-0	0-0, 2-0 & 4-0	2-0, 4-0 & 10-0	12-4 (7)
NC State	3/27	1st	2-0	0-0	2-0	3-1
NC State	3/28	1st & 5th	2-0 & 2-0	0-0 & 2-3	2-0 & 4-3	6-4
NC State	3/29	3rd, 6th & 8th	2-0, 4-0 & 3-0	1-0, 3-0 & 7-0	3-0, 7-0 & 10-0	10-0 (8)
Auburn	3/31	4th, 5th & 7th	2-0, 2-0 & 2-0	6-3, 8-3 & 10-3	8-3, 10-3 & 12-3	13-3 (8)
at Cal	4/2	1st, 3rd & 4th	9-0, 3-0 & 2-0	0-0, 9-0 & 12-0	9-0, 12-0 & 14-0	17-2 (7)
at Cal	4/3	1st & 3rd	4-0 & 3-0	0-0 & 4-0	4-0 & 7-0	7-2
at Cal	4/4	3rd & 6th	3-0 & 5-0	1-0 & 4-0	4-0 & 9-0	9-3
Kennesaw State	4/7	4th & 5th	3-0 & 5-0	1-3 & 4-3	4-3 & 9-3	11-4
Florida State	4/9	6th	3-0	1-3	4-3	4-3
Florida State	4/10	3rd & 8th	4-0 & 4-0	0-1 & 4-2	4-1 & 8-2	8-3
Florida State	4/11	6th	10-0	7-3	17-3	17-3
Georgia Southern	4/14	5th & 6th	2-0 & 2-0	6-5 & 8-5	8-5 & 10-5	13-9
at North Carolina	4/18	5th	2-0	1-10	3-10	4-14 (8)
Georgia	4/21	2nd, 3rd & 6th	2-0, 3-0 & 2-0	2-2, 4-2 & 12-4	4-2, 7-2 & 14-4	14-4 (7)
Wake Forest	4/24	5th	4-0	1-4	5-4	6-5
Wake Forest	4/25	5th, 6th & 7th	2-0, 4-0 & 5-0	3-11, 5-11 & 9-11	5-11, 9-11 & 14-11	14-11
at Kennesaw State	4/28	1st, 4th & 6th	5-0, 3-0 & 2-0	0-0, 5-4 & 8-6	5-0, 8-4 & 10-6	10-7
Xavier	5/2	3rd	5-0	0-1	5-1	7-5
Xavier	5/3	1st, 5th, 7th & 8th	6-0, 2-0, 2-0 & 2-0	0-0, 8-2, 10-6 & 12-6	6-0, 10-2, 12-6 & 14-6	14-6
Duke	5/8	4th	4-0	1-1	5-1	10-9 (10)
Duke	5/9	3rd & 5th	3-0 & 2-0	1-0 & 13-1	4-0 & 15-1	15-2 (7)
Duke	5/10	3rd, 5th & 6th	2-0, 3-0 & 4-0	5-1, 7-1 & 10-1	7-1, 10-1 & 14-1	14-1 (7)
Mercer	5/12	6th & 7th	2-0 & 5-0	2-12, 4-12	4-12, 9-12	9-12 - Loss
at BC	5/14	3rd, 4th & 6th	2-0, 2-0 & 2-0	1-0, 3-0 & 6-0	3-0, 6-0 & 8-9	9-0
at BC	5/15	7th, 8th & 9th	3-0, 3-0 & 5-0	3-1, 6-1 & 9-1	6-1, 9-1 & 14-1	14-1
at BC	5/16	3d, 4th & 7th	2-0, 3-0 & 4-0	5-2, 7-2 & 11-2	7-2, 10-2 & 15-2	15-2 (7)

BIG INNINGS BREAKDOWN

- With a lineup that is described as being the best in all of college baseball, Tech is always primed for hanging up crooked numbers in 2026.
- Tech has delivered 5+ runs in 36 innings so far this year, with much of the damage done with two outs, below is a breakdown...

OPPONENT	DATE	INNING	RUNS	H	2B	3B	HR	2 Out RBI	BB	SCORE BEFORE INNING	SCORE AFTER INNING	FINAL
Bowling Green	2/14	3rd	11	7	1	0	1	8	5	0-2	11-2	27-4
Bowling Green	2/14	4th	5	3	0	0	0	3*	2	11-2	16-2	27-4
Bowling Green	2/14	6th	6	5	1	0	0	0	1	16-2	22-2	27-4
at Georgia Southern	2/17	2nd	7	4	2	0	0	7*	2	1-0	8-0	25-1
at Georgia Southern	2/17	3rd	5	3	1	0	1	4*	2	8-0	13-0	25-1
at Georgia Southern	2/17	7th	8	10	1	1	1	8*	0	17-0	25-0	25-1
Stony Brook	2/20	6th	6	3	1	0	0	5*	5	7-5	13-5	14-5
Stony Brook	2/20	2nd	5	5	2	1	1	0	0	0-3	5-3	10-5 (7)
Stony Brook	2/20	5th	5	5	2	0	1	0	1	5-5	10-5	10-5 (7)
Stony Brook	2/22	1st	7	5	0	1	1	3	3	0-0	7-0	21-3 (7)
Northwestern	2/27	2nd	7	6	4	0	1	5	3	2-2	9-2	17-3 (7)
Northwestern	2/27	4th	5	5	2	0	2	4	0	10-2	15-2	17-3 (7)
Northwestern	2/28	3rd	5	3	1	0	1	0	1	5-3	10-3	13-3 (7)
Northwestern	3/1	8th	5	4	0	0	2	5*	1	9-5	14-5	14-6
Virginia Tech	3/6	1st	8	6	1	0	0	0	5	0-0	8-0	16-1 (7)
Virginia Tech	3/6	3rd	5	3	0	0	0	4*	4	8-1	13-1	16-1 (7)
Virginia Tech	3/7	7th	8	8	0	0	4	2	2	5-5	13-5	14-5
West Georgia	3/10	3rd	5	5	1	0	0	4*	2	5-0	10-0	14-0 (7)
at Clemson	3/12	5th	5	4	0	0	1	0	0	4-0	9-0	10-0 (7)
at Pitt	3/22	6th	6	4	2	0	0	2	2	4-0	10-0	12-4 (7)
Auburn	3/31	2nd	6	4	1	0	2	4	2	0-3	6-3	13-3 (8)
at Cal	4/2	1st	9	6	4	0	0	2	4	0-0	9-0	17-2 (7)
at Cal	4/4	6th	5	5	0	1	0	5*	1	4-0	9-0	9-3
Kennesaw State	4/7	5th	5	5	1	0	2	3	1	4-3	9-3	11-4
Florida State	4/11	5th	5	6	2	0	0	3	0	2-3	7-3	17-3
Florida State	4/11	6th	10	7	1	0	3	8	3	7-3	17-3	17-3
Georgia	4/21	5th	5	5	1	0	1	0	2	7-4	12-4	14-4 (7)
Wake Forest	4/25	7th	5	6	2	0	0	0	1	9-11	14-11	14-11
at Kennesaw State	4/28	1st	5	6	2	0	0	1	0	0-0	5-0	10-7
Xavier	5/2	3rd	5	4	0	0	2	3	0	0-1	5-1	7-5
Xavier	5/3	1st	6	7	2	0	0	3	0	0-0	6-0	14-6
Duke	5/9	4th	9	4	1	0	3	0	5	4-0	13-1	15-2 (7)
Duke	5/10	1st	5	5	0	0	1	4	0	0-1	5-1	14-1
Mercer	5/12	7th	5	4	2	0	1	0	2	4-12	9-12	9-12
at Boston College	5/15	9th	5	3	2	0	0	0	3	9-1	14-1	14-1
at Boston College	5/16	1st	5	5	1	1	0	0	1	0-0	5-0	15-2 (7)

* indicates all RBI that inning came with two-outs

STARTERS

STARTING PITCHERS GAME-BY-GAME

STARTING PITCHER RECORDS

PITCHER	Starts	Record	GT Career Record
Tate McKee	14	9-1	20-9
Jackson Blakely	11	7-1	7-1
Cooper Underwood	6	1-0	1-0
Carson Ballard	5	3-0	5-2
Dylan Loy	5	1-1	1-1
Porter Bursema	4	0-1	0-1
Dimitri Angelakos	3	1-1	1-1
Mason Patel	2	1-0	14-5
Justin Shadek	2	0-0	0-0
Charlie Willcox	1	0-0	0-0
Jake Lankie	1	0-1	0-1

Last season, Tech set a program record, going 37 games without recording a loss from a starting pitcher.

This season, it took until the 20th game for a Tech pitcher to get saddled with a loss, when Jackson Blakely saw his inherited runners score for a total of 6 earned runs over his outing.

At Cal, Tech starters did not allow an earned run in any of the three starts, spanning 13.1 innings. It was the first time Tech starters had delivered a 0.00 ERA over an ACC series since at least the turn of the century.

Underwood became the first true freshman to start on opening weekend since 2022.

Blakely recorded nine strikeouts in his first career start, vs. Georgia State on Feb. 24 - it was the most strikeouts by any Tech pitcher in their first career start since at least the turn of the century

Angelakos was excellent in his first career start, pitching 5.0 innings with 2 hits, five strikeouts and zero walks, becoming the first Tech pitcher to throw 5.0 scoreless innings in his first career start since Carson Ballard, against Georgia State back in 2024.

At Boston College, all three starters recorded wins, marking the first time that's happened over a three-game series against a Power 4 opponent since 2020 vs. Ohio State.

PITCHER	DATE	OPPONENT	DEC.	IP	H	R	ER	BB	SO	NP	SCORE W/LEFT	FINAL
Tate McKee	2/13	Bowling Green	W	5.0	3	1	1	1	6	86	5-1	11-5
Mason Patel	2/14	Bowling Green	W	5.0	5	2	2	2	7	96	16-2	27-4
Cooper Underwood	2/14	Bowling Green	ND	3.2	4	2	2	2	4	66	6-2	12-2 (7)
Dylan Loy	2/17	at Ga. Southern	ND	2.0	1	0	0	0	6	35	13-0	25-1
Tate McKee	2/20	Stony Brook	ND	4.0	3	2	2	3	6	82	3-2	14-5
Justin Shadek	2/20	Stony Brook	ND	2.0	2	3	1	1	2	38	5-3	10-5 (7)
Mason Patel	2/21	Stony Brook	ND	3.1	8	5	5	1	1	48	2-5	6-5 (10)
Cooper Underwood	2/22	Stony Brook	W	4.0	0	0	0	2	4	50	14-0	21-3 (7)
Jackson Blakely	2/24	Georgia State	ND	4.0	3	0	0	2	9	74	2-0	4-9
Tate McKee	2/27	Northwestern	W	4.1	6	3	3	2	3	86	15-3	17-3 (7)
Dylan Loy	2/28	Northwestern	W	4.0	9	3	3	0	4	81	10-3	13-3 (7)
Cooper Underwood	3/1	Northwestern	ND	0.1	3	4	4	0	0	26	0-4	14-6
Dimitri Angelakos	3/3	vs Georgia State	W	5.0	2	0	0	0	5	65	2-0	4-1
Tate McKee	3/6	Virginia Tech	ND	3.0	4	1	1	2	3	67	8-1	16-1 (7)
Dylan Loy	3/7	Virginia Tech	ND	4.2	6	5	1	1	3	86	2-5	14-5
Cooper Underwood	3/8	Virginia Tech	ND	2.1	2	2	2	3	2	54	2-2	6-9
Dimitri Angelakos	3/10	West Georgia	ND	3.1	2	0	0	0	2	38	10-0	14-0
Tate McKee	3/12	at Clemson	W	6.0	1	0	0	5	7	99	9-0	10-0(7)
Dylan Loy	3/13	at Clemson	ND	4.1	5	2	2	1	1	75	4-2	9-3
Jackson Blakely	3/14	at Clemson	L	4.1	7	6	6	1	3	78	5-6	7-13
Dimitri Angelakos	3/17	at Auburn	L	1.1	5	4	4	1	1	39	1-4	2-9
Tate McKee	3/20	at Pitt	ND	4.0	6	6	6	5	6	98	11-6	11-9
Dylan Loy	3/21	at Pitt	L	1.0	4	5	5	1	1	29	3-5	9-14
Jackson Blakely	3/22	at Pitt	W	4.0	2	0	0	2	5	75	4-0	12-4
Tate McKee	3/27	NC State	W	7.1	4	1	1	4	3	99	3-1	3-1
Porter Bursema	3/28	NC State	ND	2.1	5	3	3	4	2	66	2-3	6-4
Jackson Blakely	3/29	NC State	W	7.0	4	0	0	1	3	96	7-0	10-0 (8)
Cooper Underwood	3/31	Auburn	ND	1.2	4	3	3	2	1	42	0-3	13-3 (8)
Tate McKee	4/2	at Cal	W	4.0	3	0	0	1	4	65	17-0	17-2 (7)
Porter Bursema	4/3	at Cal	ND	4.0	2	1	0	1	6	65	7-0	7-2
Jackson Blakely	4/4	at Cal	W	5.1	2	0	0	0	6	74	9-0	9-3
Charlie Willcox	4/7	Kennesaw State	ND	1.0	3	3	3	1	0	23	0-3	11-4
Tate McKee	4/9	Florida State	W	6.0	4	3	3	2	7	94	4-3	4-3
Porter Bursema	4/10	Florida State	ND	4.0	3	1	1	1	7	66	4-1	8-3
Jackson Blakely	4/11	Florida State	W	5.0	6	3	3	1	5	86	7-3	17-3
Cooper Underwood	4/14	Georgia Southern	ND	1.0	3	4	4	1	2	29	2-4	13-9
Tate McKee	4/17	at North Carolina	L	2.1	7	5	4	1	3	76	0-5	2-5
Porter Bursema	4/18	at North Carolina	L	2.0	3	7	7	4	2	60	0-7	4-14 (8)
Jackson Blakely	4/19	at North Carolina	ND	2.2	4	2	2	3	3	71	4-2	5-2
Carson Ballard	4/21	vs. Georgia	W	4.1	8	4	4	2	5	83	7-4	14-4 (7)
Tate McKee	4/24	Wake Forest	W	5.0	6	4	3	2	8	98	5-4	6-5
Justin Shadek	4/25	Wake Forest	ND	0.1	2	5	5	2	1	24	0-5	14-11
Jackson Blakely	4/26	Wake Forest	ND	4.0	4	4	3	2	2	73	4-4	6-5
Carson Ballard	4/28	at Kennesaw State	ND	1.0	1	0	0	1	0	20	5-0	10-7
Tate McKee	5/1	Xavier	ND	5.0	4	3	2	3	8	93	4-3	4-8 (10)
Carson Ballard	5/2	Xavier	ND	4.0	5	1	1	2	5	80	5-1	7-5
Jackson Blakely	5/3	Xavier	ND	4.0	3	2	2	0	6	74	8-2	14-6
Tate McKee	5/8	Duke	ND	5.0	7	6	5	0	6	83	7-3	10-9 (10)
Carson Ballard	5/9	Duke	W	5.0	3	1	1	0	4	72	15-1	15-2 (7)
Jackson Blakely	5/10	Duke	W	5.1	3	1	0	2	7	78	10-1	14-1 (7)
Jake Lankie	5/12	Mercer	L	1.2	3	4	4	3	2	36	0-4	9-12
Tate McKee	5/14	at Boston College	W	7.0	1	0	0	1	14	98	8-0	9-0
Carson Ballard	5/15	at Boston College	W	6.0	2	1	1	1	4	93	3-1	14-1
Jackson Blakely	5/16	at Boston College	W	5.0	5	2	1	3	5	102	10-2	15-2 (7)

BULLPEN GAME-BY-GAME

OPPONENT	DATE	W-L-S	PITCHERS	INN.	IP	H	R-ER	BB-SO
Bowling Green	Feb. 13	0-0-0	Loy, Willcox, Gaudette, Vicens	6th	4.0	6	4-2	5-7
Bowling Green	Feb. 14	0-0-0	McKelvey, Buursema, Angelakos	6th	4.0	3	2-2	2-9
Bowling Green	Feb. 14	1-0-0	Campbell (W), Shadek, Spivey	4th	3.1	0	0-0	2-4
at Ga. Southern	Feb. 17	1-0-0	Ballard, Blakely (W), McKelvey, Barfield, Lankie	3rd	7.0	5	1-0	1-13
Stony Brook	Feb. 20	1-0-0	Gaudette, Campbell (W), Lankie, Angelakos	5th	5.0	6	3-3	0-8
Stony Brook	Feb. 20	1-0-0	Spivey, McKelvey, Barfield (W), Vicens	3rd	5.0	5	2-2	4-6
Stony Brook	Feb. 21	1-0-0	Loy, Ballard (W)	4th	6.2	0	0-0	2-6
Stony Brook	Feb. 22	0-0-0	Bursema, Willcox	5th	3.0	3	3-2	1-2
Georgia State	Feb. 24	0-1-0	Campbell (L), Spivey, Vicens, Ballard, Angelakos, Gaudette	5th	5.0	9	9-8	1-4
Northwestern	Feb. 27	0-0-0	Gaudette, Buursema	5th	2.2	1	0-0	1-3
Northwestern	Feb. 28	0-0-1	Lankie (S)	5th	3.0	1	0-0	1-4
Northwestern	March 1	1-0-0	Gaudette, Shadek (W), Spivey, Barfield, Campbell	1st	8.2	7	2-2	4-11
vs Georgia State	March 3	0-0-1	Willcox, Spivey (S)	6th	4.0	2	1-1	2-2
Virginia Tech	March 6	1-0-0	Ballard (W), Campbell	4th	4.0	1	0-0	1-6
Virginia Tech	March 7	1-0-0	Blakely, Gaudette (W), Barfield, Vicens	5th	4.1	5	0-0	2-5
Virginia Tech	March 8	0-1-0	Gaudette, Spivey, Lankie, Buursema (L), Shadek, Campbell	3rd	6.2	12	7-7	4-11
West Georgia	March 10	1-0-0	McKelvey (W), Willcox, Buursema	4th	3.2	0	0-0	2-6
at Clemson	March 12	0-0-0	Lankie	7th	1.0	1	0-0	0-0
at Clemson	March 13	1-0-0	Patel (W), Gaudette, Ballard	5th	4.2	4	1-1	2-4
at Clemson	March 14	0-0-0	McKelvey, Spivey, Vicens, Underwood, Barfield, Shadek, Campbell, Willcox	5th	4.2	7	7-5	8-3
at Auburn	March 17	0-0-0	Lankie, Barfield, Gaudette, Campbell, Ballard, Shadek	2nd	6.2	6	5-5	5-8
at Pitt	March 20	1-0-1	McKelvey (W), Gaudette, Patel (S)	5th	4.0	2	3-3	5-4
at Pitt	March 21	0-0-0	Ballard, Willcox, Buursema, Vicens, Barfield	2nd	7.0	7	9-9	7-7
at Pitt	March 22	0-0-0	Barfield, Lankie, Shadek	5th	3.0	4	4-4	2-5
NC State	March 27	0-0-1	Patel (S)	8th	1.2	1	0-0	0-2
NC State	March 28	1-0-1	Loy, Gaudette (W), Barfield (S)	3rd	6.2	4	1-1	2-6
NC State	March 29	0-0-0	Shadek	8th	1.0	0	0-0	0-3
Auburn	March 31	1-0-0	Lankie, Campbell, Loy, Barfield, Willcox, Ballard, Spivey	2nd	6.1	2	0-0	2-7
at Cal	April 2	0-0-0	McKelvey, Angelakos	5th	3.0	3	2-2	3-3
at Cal	April 3	1-0-0	Barfield, Lankie, Spivey, Willcox	5th	5.0	3	1-0	0-7
at Cal	April 4	0-0-0	Gaudette, Shadek, Patel	6th	3.2	5	3-3	2-4
Kennesaw State	April 7	1-0-0	Loy, Ballard (W), Barfield, Spivey, Vicens, Angelakos	2nd	8.0	4	1-1	1-12
Florida State	April 9	0-0-1	Patel (S)	7th	3.0	3	0-0	0-0
Florida State	April 10	1-0-1	Gaudette (W), Loy (S)	5th	5.0	4	2-2	2-6
Florida State	April 11	0-0-0	Lankie, Barfield	6th	2.0	0	0-0	2-3
Georgia Southern	April 14	1-0-0	Ballard, Barfield, Lankie, Shadek, Spivey, Gaudette, Angelakos	2nd	8.0	10	5-4	4-9
at North Carolina	April 17	0-0-0	Shadek, Barfield, Gaudette, Vicens, Loy	3rd	5.2	4	0-0	2-8
at North Carolina	April 18	0-0-0	Loy, McKelvey, Angelakos, Campbell, Willcox	3rd	5.2	7	7-7	8-5
at North Carolina	April 19	1-0-1	Gaudette (W), Patel (S)	3rd	6.1	4	0-0	2-3
vs. Georgia	April 21	0-0-0	Lankie, Barfield	5th	2.2	2	0-0	0-4
Wake Forest	April 24	0-0-1	Barfield, Patel (S)	6th	4.0	3	1-1	2-4
Wake Forest	April 25	1-0-0	Lankie, Campbell, Angelakos, Underwood (W)	1st	8.2	9	6-6	4-11
Wake Forest	April 26	1-0-1	Barfield, Loy (W), Gaudette (S)	5th	5.0	3	1-1	2-4
at Kennesaw St	April 28	1-0-1	Vicens, Spivey (W), Shadek, Patel (S)	2nd	8.0	6	7-7	3-8
Xavier	May 1	0-1-0	Loy, Gaudette (L)	6th	5.0	6	5-5	2-7
Xavier	May 2	1-0-0	Barfield (W), Lankie, Underwood	5th	5.0	7	4-4	1-9
Xavier	May 3	1-0-0	Angelakos, Gaudette (W), Loy, Campbell, Shadek	5th	5.0	4	4-4	1-8
Duke	May 8	1-0-0	Gaudette, Patel (W)	6th	5.0	5	3-2	1-7
Duke	May 9	0-0-0	Lankie, Campbell	6th	2.0	3	1-1	1-3
Duke	May 10	0-0-0	Gaudette, Underwood	6th	1.2	0	0-0	0-1
Mercer	May 12	0-0-0	Loy, Barfield, Shadek, Spivey, Gaudette	2nd	7.1	8	8-7	3-10
at Boston College	May 14	0-0-0	Angelakos	8th	2.0	0	0-0	0-4
at Boston College	May 15	0-0-1	Patel (S)	7th	3.0	3	0-0	0-2
at Boston College	May 16	0-0-0	Underwood, Shadek	6th	2.0	0	0-0	2-2

2026 Season Summary

(As of May 20, 2026)

Georgia Tech Season Summary

Record: 45-9 Home: 30-4 Away: 14-5 Neutral: 1-0 Conference: 25-5
 Extra Inn: 2-1 Vs. Ranked: 14-4

DATE	OPPONENT	SCORE	PLAYER	AVG	SLUG	OBP	GP	AB	R	H	2B	3B	HR	RBI	BB	K	SB	CS	E	
02-13	Bowling Green	W 11-5	ADVINCULA, Jarren	.441	.626	.515	54	227	65	100	11	2	9	62	28	16	16	1	3	
02-14	Bowling Green	W 27-4	LACKEY, Vahn	.402	.747	.518	54	194	72	78	16	3	15	69	43	34	14	1	3	
02-14	Bowling Green	W 12-2	KERCE, Carson	.380	.659	.463	54	208	60	79	28	3	8	43	27	31	2	0	8	
02-17	at Georgia Southern	W 25-1	BURRESS, Drew	.363	.650	.473	54	226	75	82	20	3	13	54	41	36	9	4	3	
02-20	Stony Brook	W 14-5	BAKER, Will	.345	.616	.471	53	177	57	61	19	1	9	48	40	29	2	0	2	
02-20	Stony Brook	W 10-5	HERNANDEZ, Alex	.339	.531	.464	48	177	50	60	7	0	9	38	38	50	2	0	2	
02-21+	Stony Brook	W 6-5	ZUCKERMAN, Ryan	.335	.720	.436	54	200	60	67	15	1	20	70	34	75	6	0	7	
02-22	Stony Brook	W 21-3	SCHMIDT, Kent	.324	.500	.488	46	148	44	48	8	0	6	46	46	36	4	0	3	
02-24	Georgia State	L 4-9	DANIEL, Caleb	.290	.589	.377	47	124	31	36	10	0	9	27	14	40	0	0	0	
02-27	Northwestern	W 17-3	ROGERS, Drew	.247	.506	.366	33	77	23	19	2	0	6	24	7	29	0	0	4	
02-28	Northwestern	W 13-3																		
03-01	Northwestern	W 14-6																		
03-03	at Georgia St.	W 4-1																		
03-06*	Virginia Tech	W 16-1	NEISES, Tyler	.667	.667	.800	4	3	2	2	0	0	0	0	2	1	0	0	0	
03-07*	Virginia Tech	W 14-5	COUPET, Nathanael	.500	.750	.533	13	12	6	6	0	0	1	9	1	5	0	0	0	
03-08*	Virginia Tech	L 6-9	DEE, Michael	.500	.500	.600	7	4	3	2	0	0	0	1	1	2	0	0	0	
03-10	West Georgia	W 14-0	HARTWELL, Judson	.500	.500	.600	4	4	2	2	0	0	0	1	1	0	0	0	0	
03-12*	at Clemson	W 10-0	STEPHENSON, Dominic	.500	1.000	.667	5	4	2	2	0	1	0	3	1	2	0	0	0	
03-13*	at Clemson	W 9-3	BROSIUS, Parker	.333	.794	.500	46	63	17	21	5	0	8	32	21	13	4	0	0	
03-14*	at Clemson	L 7-13	BROWN, Cade	.273	.273	.429	10	11	3	3	0	0	0	1	2	4	0	0	2	
03-17	at Auburn	L 2-9	LEWIS, Coleman	.261	.391	.370	13	23	6	6	0	0	1	4	4	9	0	0	0	
03-20*	at Pitt	W 11-9																		
03-21*	at Pitt	L 9-14																		
03-22*	at Pitt	W 12-4																		
03-27*	NC State	W 3-1																		
03-28*	NC State	W 6-4																		
03-29*	NC State	W 10-0																		
03-31	Auburn	W 13-3																		
04-02*	at California	W 17-2																		
04-03*	at California	W 7-2																		
04-04*	at California	W 9-3																		
04-07	Kennesaw State	W 11-4																		
04-09*	Florida St.	W 4-3																		
04-10*	Florida St.	W 8-3																		
04-11*	Florida St.	W 17-3																		
04-14	Georgia Southern	W 13-9																		
04-17*	at North Carolina	L 2-5																		
04-18*	at North Carolina	L 4-14																		
04-19*	at North Carolina	W 5-2																		
04-21-	vs. Georgia	W 14-4																		
04-24*	Wake Forest	W 6-5																		
04-25*	Wake Forest	W 14-11																		
04-26*	Wake Forest	W 6-5																		
04-28	at Kennesaw St.	W 10-7																		
05-01+	Xavier	L 4-8																		
05-02	Xavier	W 7-5																		
05-03	Xavier	W 14-6																		
05-08**	Duke	W 10-9																		
05-09*	Duke	W 15-2																		
05-10*	Duke	W 14-1																		
05-12	Mercer	L 9-12																		
05-14*	at Boston College	W 9-0																		
05-15*	at Boston College	W 14-1																		
05-16*	at Boston College	W 15-2																		

* Conf Game; - Neutral Site; + Extra Innings; ^ Postseason; (F) Forfeit

Totals	Opponents
.358 .630 .469	.243 .411 .340
1882 578 674 141 14 114 532 351 412	1713 255 417 79 2 68 244 207 522
59 6 45	51 15 60

LOB - Team (459), Opp (387). DPs turned - Team (27), Opp (50). CI - Team (0), Opp (0). IBB - Team (6): LACKEY, Vahn (2)

;ZUCKERMAN, Ryan (1);ADVINCULA, Jarren (1);BAKER, Will (1);BURRESS, Drew (1). Picked off - Team (5): BURRESS, Drew (2)

;SCHMIDT, Kent (1);LACKEY, Vahn (1);KERCE, Carson (1)

PLAYER	ERA	W-L	APP	GS	CG	SHO	SV	IP	H	R	ER	BB	K	AVG	HR
PATEL, Mason	2.18	3-0	12	2	0	0	7	33.0	32	8	8	8	27	.262	0
BLAKELY, Jackson	2.75	7-1	13	11	0	1	0	55.2	49	20	17	17	61	.232	6
BALLARD, Carson	3.08	7-0	15	5	0	0	0	38.0	37	15	13	13	39	.257	5
LOY, Dylan	3.70	3-1	17	5	0	0	1	41.1	38	22	17	14	45	.238	9
MCKEE, Tate	4.10	8-1	14	14	0	2	0	68.0	59	35	31	32	84	.231	16
ANGELAKOS, Dimitri	4.10	1-1	13	3	0	2	0	26.1	23	12	12	4	24	.230	6
SHADEK, Justin	5.40	1-0	16	2	0	1	0	23.1	20	18	14	16	40	.230	3
BUURSEMA, Porter	6.20	0-2	10	4	0	1	0	20.1	15	15	14	19	29	.208	2
UNDERWOOD, Cooper	6.65	2-0	11	6	0	0	0	21.2	19	16	16	13	23	.250	3
LANKIE, Jake	6.86	0-1	16	1	0	1	1	21.0	31	18	16	9	26	.333	4
WILLCOX, Charlie	10.38	0-0	10	1	0	1	0	13.0	21	17	15	9	13	.339	1
BARFIELD, Brett	3.92	3-0	20	0	0	0	1	20.2	17	9	9	8	28	.213	2
GAUDETTE, Caden	4.13	5-1	22	0	0	0	1	28.1	20	14	13	9	28	.198	5
CAMPBELL, Kayden	6.10	2-1	13	0	0	0	0	10.1	10	7	7	7	12	.263	1
SPIVEY, Caden	6.88	1-0	13	0	0	0	1	17.0	15	13	13	13	19	.238	2
MCKELVEY, Adam	9.45	2-0	8	0	0	1	0	6.2	6	7	7	7	11	.250	2
VICENS, Jamie	10.29	0-0	9	0	0	0	0	7.0	5	9	8	9	13	.200	1
Totals	4.58	45-9	54	0	4	12		451.2	417	255	230	207	522	.243	68
Opponents	11.02	9-45	54	0	0	5		428.0	674	578	524	351	412	.358	114

PB - Team(6): LACKEY, Vahn (4);ROGERS, Drew (2), Opp (9). Pickoffs - Team(11): UNDERWOOD, Cooper (2);MCKEE, Tate (2);SPIVEY, Caden (1);BALLARD, Carson (1);PATEL, Mason (1);LOY, Dylan (1);ANGELAKOS, Dimitri (1);BUURSEMA, Porter (1), Opp (5). SBA/ATT - LACKEY, Vahn (30-36);ROGERS, Drew (21-30);BLAKELY, Jackson (2-2);VICENS, James (2-2);WILLCOX, Charlie (1-1);SHADEK, Justin (1-1);ANGELAKOS, Dimitri (1-1)

SCORE BY INNINGS	1	2	3	4	5	6	7	8	9	EX	TOTAL
Georgia Tech	91	62	92	59	87	85	62	32	6	2	578
Opponents	51	48	13	25	46	20	26	14	8	4	255

Overall Stats

Georgia Tech Overall Statistics

Record: 45-9 Home: 30-4 Away: 14-5 Neutral: 1-0 Conference: 25-5
 Extra Inn: 2-1 Vs. Ranked: 14-4

PLAYER	AVG	GP-GS	AB	R	H	2B	3B	HR	XB	RBI	TB	SLG	BB	HP	K	GDP	OB%	SF	SH	SB-ATT	PO	A	E	FLD%		
ADVINCULA, Jarren	.441	54-54	227	65	100	11	2	9	22	62	142	.626	28	8	16	2	.515	1	1	16-17	73	94	3	.982		
LACKEY, Vahn	.402	54-54	194	72	78	16	3	15	34	69	145	.747	43	8	34	6	.518	4	0	14-15	344	28	3	.992		
KERCE, Carson	.380	54-54	208	60	79	28	3	8	39	43	137	.659	27	5	31	8	.463	0	1	2-2	52	118	8	.955		
BURRESS, Drew	.363	54-54	226	75	82	20	3	13	36	54	147	.650	41	7	36	3	.473	1	0	9-13	107	4	3	.974		
BAKER, Will	.345	53-50	177	57	61	19	1	9	29	48	109	.616	40	5	29	7	.471	3	3	2-2	38	4	2	.955		
HERNANDEZ, Alex	.339	48-48	177	50	60	7	0	9	16	38	94	.531	38	4	50	3	.464	1	0	2-2	106	10	2	.983		
ZUCKERMAN, Ryan	.335	54-54	200	60	67	15	1	20	36	70	144	.720	34	4	75	2	.436	3	0	6-6	28	91	7	.944		
SCHMIDT, Kent	.324	46-46	148	44	48	8	0	6	14	46	74	.500	46	7	36	4	.488	6	0	4-4	309	14	3	.991		
DANIEL, Caleb	.290	47-32	124	31	36	10	0	9	19	27	73	.589	14	5	40	2	.377	3	0	0-0	41	0	0	1.000		
ROGERS, Drew	.247	33-19	77	23	19	2	0	6	8	24	39	.506	7	8	29	2	.366	1	0	0-0	170	21	4	.979		

NEISES, Tyler	.667	4-0	3	2	2	0	0	0	0	0	2	.667	2	0	1	0	.800	0	0	0-0	2	0	0	1.000		
COUPET, Nathanael	.500	13-1	12	6	6	0	0	1	1	9	9	.750	1	1	5	0	.533	1	0	0-0	14	1	0	1.000		
DEE, Michael	.500	7-0	4	3	2	0	0	0	0	1	2	.500	1	0	2	0	.600	0	0	0-0	2	2	0	1.000		
HARTWELL, Judson	.500	4-0	4	2	2	0	0	0	0	1	2	.500	1	0	0	0	.600	0	0	0-0	1	0	0	1.000		
STEPHENSON, Dominic	.500	5-0	4	2	2	0	1	0	1	3	4	1.000	1	1	2	0	.667	0	0	0-0	7	0	0	1.000		
BROSIUS, Parker	.333	46-18	63	17	21	5	0	8	13	32	50	.794	21	3	13	2	.500	3	2	4-4	31	0	0	1.000		
BROWN, Cade	.273	10-0	11	3	3	0	0	0	1	3	2.73	.273	2	1	4	0	.429	0	0	0-0	10	2	2	.857		
LEWIS, Coleman	.261	13-2	23	6	6	0	0	1	1	4	9	.391	4	0	9	1	.370	0	0	0-0	1	0	0	1.000		
Others																					19	57	8	.905		
Totals	.358	-	1882	578	674	141	14	114	269	532	1185	.630	351	67	412	42	.469	27	7	59-65	1355	446	45	.976		
Opponents	.243	-	1713	255	417	79	2	68	149	244	704	.411	207	51	522	20	.340	13	15	51-66	1284	441	60	.966		

LOB - Team (459), Opp (387). DPs turned - Team (27), Opp (50). CI - Team (0), Opp (0). IBB - Team (6): LACKEY, Vahn (2); ZUCKERMAN, Ryan (1); ADVINCULA, Jarren (1); BAKER, Will (1); BURRESS, Drew (1). Picked off - Team (5): BURRESS, Drew (2); SCHMIDT, Kent (1); LACKEY, Vahn (1); KERCE, Carson (1).

PLAYER	ERA	W-L	APP	GS	CG	SHO	SV	IP	H	R	ER	BB	K	WHIP	2B	3B	HR	AVG	WP	HP	BK	SFA	SHA	
PATEL, Mason	2.18	3-0	12	2	0	0	7	33.0	32	8	8	8	27	1.21	9	0	0	.262	0	1	1	0	3	
BLAKELY, Jackson	2.75	7-1	13	11	0	1	0	55.2	49	20	17	17	61	1.19	12	1	6	.232	4	10	0	2	1	
BALLARD, Carson	3.08	7-0	15	5	0	0	0	38.0	37	15	13	13	39	1.32	8	0	5	.257	1	4	0	2	3	
LOY, Dylan	3.70	3-1	17	5	0	0	1	41.1	38	22	17	14	45	1.26	1	0	9	.238	1	5	0	0	0	
MCKEE, Tate	4.10	8-1	14	14	0	2	0	68.0	59	35	31	32	84	1.34	5	0	16	.231	6	5	0	0	0	
ANGELAKOS, Dimitri	4.10	1-1	13	3	0	2	0	26.1	23	12	12	4	24	1.03	6	0	6	.230	1	4	0	0	0	
SHADEK, Justin	5.40	1-0	16	2	0	1	0	23.1	20	18	14	16	40	1.54	5	0	3	.230	1	3	0	1	3	
BUURSEMA, Porter	6.20	0-2	10	4	0	1	0	20.1	15	15	14	19	29	1.67	3	0	2	.208	4	0	0	1	1	
UNDERWOOD, Cooper	6.65	2-0	11	6	0	0	0	21.2	19	16	16	13	23	1.48	7	0	3	.250	0	5	0	3	1	
LANKIE, Jake	6.86	0-1	16	1	0	1	1	21.0	31	18	16	9	26	1.90	6	1	4	.333	0	1	0	1	0	
WILLCOX, Charlie	10.38	0-0	10	1	0	1	0	13.0	21	17	15	9	13	2.31	5	0	1	.339	1	4	0	0	0	

BARFIELD, Brett	3.92	3-0	20	0	0	0	1	20.2	17	9	9	8	28	1.21	3	0	2	.213	1	1	0	0	0	
GAUDETTE, Caden	4.13	5-1	22	0	0	0	1	28.1	20	14	13	9	28	1.02	1	0	5	.198	1	3	0	0	2	
CAMPBELL, Kayden	6.10	2-1	13	0	0	0	0	10.1	10	7	7	7	12	1.65	3	0	1	.263	0	1	1	0	0	
SPIVEY, Caden	6.88	1-0	13	0	0	0	1	17.0	15	13	13	13	19	1.65	4	0	2	.238	2	2	0	0	0	
MCKELVEY, Adam	9.45	2-0	8	0	0	1	0	6.2	6	7	7	7	11	1.95	1	0	2	.250	0	1	0	2	0	
VICENS, Jamie	10.29	0-0	9	0	0	0	0	7.0	5	9	8	9	13	2.00	0	0	1	.200	2	1	0	1	1	
Totals	4.58	45-9	54	0	4	12	451.2	417	255	230	207	522	1.38	79	2	68	.243	25	51	2	13	15		
Opponents	11.02	9-45	54	0	0	5	428.0	674	578	524	351	412	2.39	141	14	114	.358	55	67	4	27	7		

PB - Team(6): LACKEY, Vahn (4); ROGERS, Drew (2), Opp (9). Pickoffs - Team(11): UNDERWOOD, Cooper (2); MCKEE, Tate (2); SPIVEY, Caden (1); BALLARD, Carson (1); PATEL, Mason (1); LOY, Dylan (1); ANGELAKOS, Dimitri (1); BUURSEMA, Porter (1), Opp (5). SBA/ATT - LACKEY, Vahn (30-36); ROGERS, Drew (21-30); BLAKELY, Jackson (2-2); VICENS, James (2-2); WILLCOX, Charlie (1-1); SHADEK, Justin (1-1); ANGELAKOS, Dimitri (1-1).

Record: 25-5 Home: 14-1 Away: 11-4 Neutral: 0-0 Conference: 25-5
 Extra Inn: 1-0 Vs. Ranked: 12-3

PLAYER	AVG	GP-GS	AB	R	H	2B	3B	HR	XB	RBI	TB	SLG	BB	HP	K	GDP	OB%	SF	SH	SB-ATT	PO	A	E	FLD%	
ADVINCULA, Jarren	.484	30-30	124	38	60	8	2	4	14	31	84	.677	18	3	10	0	.555	1	0	10-11	49	54	1	.990	
KERCE, Carson	.374	30-30	123	28	46	14	2	6	22	30	82	.667	9	2	21	5	.425	0	1	1-1	28	76	5	.954	
LACKEY, Vahn	.364	30-30	107	44	39	8	1	9	18	32	76	.710	25	5	19	6	.500	1	0	9-9	214	16	2	.991	
BURRESS, Drew	.326	30-30	129	43	42	9	1	8	18	27	77	.597	20	2	26	2	.421	1	0	4-6	58	1	1	.983	
SCHMIDT, Kent	.302	30-30	96	24	29	6	0	4	10	36	47	.490	30	3	28	2	.466	4	0	4-4	220	11	1	.996	
BAKER, Will	.300	29-27	90	31	27	8	1	7	16	21	58	.644	22	3	21	3	.452	0	3	1-1	14	3	1	.944	
ZUCKERMAN, Ryan	.282	30-30	110	31	31	8	0	7	15	35	60	.545	19	1	44	0	.386	2	0	6-6	20	56	3	.962	
BROSIUS, Parker	.270	25-13	37	10	10	2	0	6	8	17	30	.811	15	3	8	2	.500	1	1	1-1	18	0	0	1.000	
HERNANDEZ, Alex	.262	29-29	107	22	28	2	0	5	7	18	45	.421	27	1	36	2	.412	1	0	0-0	40	5	1	.978	
DANIEL, Caleb	.242	26-16	62	11	15	3	0	3	6	10	27	.435	6	2	22	1	.329	0	0	0-0	21	0	0	1.000	

BROWN, Cade	.333	3-0	3	1	1	0	0	0	0	0	1	.333	0	0	0	0	.333	0	0	0-0	3	1	0	1.000	
COUPET, Nathanael	.333	5-0	3	0	1	0	0	0	0	2	1	.333	1	0	2	0	.500	0	0	0-0	2	1	0	1.000	
ROGERS, Drew	.167	13-4	24	5	4	0	0	1	1	3	7	.292	3	1	12	0	.286	0	0	0-0	52	9	1	.984	
LEWIS, Coleman	.143	4-1	7	1	1	0	0	1	1	1	4	.571	0	0	4	1	.143	0	0	0-0	0	0	0	.000	
NEISES, Tyler	.000	2-0	0	0	0	0	0	0	0	0	0	.000	1	0	0	0	.000	0	0	0-0	0	0	0	.000	
STEPHENSON, Dominic	.000	2-0	0	0	0	0	0	0	0	0	0	.000	1	0	0	0	.000	0	0	0-0	0	0	0	.000	
Others																					10	21	5	.861	
Totals	.327	-	1022	289	334	68	7	61	136	263	599	.586	197	26	253	24	.443	11	5	36-39	749	254	21	.979	
Opponents	.239	-	936	136	224	37	1	42	80	130	389	.416	125	25	266	12	.342	9	5	23-31	719	225	34	.965	

LOB - Team (247), Opp (214). DPs turned - Team (18), Opp (26). CI - Team (0), Opp (0). IBB - Team (5): LACKEY, Vahn (2); ADVINCULA, Jarren (1); BAKER, Will (1); BURRESS, Drew (1). Picked off - Team (2): SCHMIDT, Kent (1); KERCE, Carson (1).

PLAYER	ERA	W-L	APP	GS	CG	SHO	SV	IP	H	R	ER	BB	K	WHIP	2B	3B	HR	AVG	WP	HP	BK	SFA	SHA
UNDERWOOD, Cooper	1.93	1-0	5	1	0	0	0	9.1	3	2	2	6	10	0.96	1	0	0	.111	0	2	0	2	0
BLAKELY, Jackson	3.02	6-1	10	9	0	1	0	44.2	41	18	15	15	41	1.25	12	1	5	.240	3	6	0	2	0
BALLARD, Carson	3.18	3-0	5	2	0	0	0	17.0	11	6	6	4	14	0.88	2	0	2	.186	0	3	0	1	2
MCKEE, Tate	4.17	6-1	10	10	0	2	0	49.2	43	26	23	23	61	1.33	3	0	12	.230	4	3	0	0	0
LOY, Dylan	5.12	1-1	8	3	0	0	1	19.1	22	15	11	9	15	1.60	0	0	6	.286	1	3	0	0	0
BUURSEMA, Porter	8.22	0-2	6	4	0	0	0	15.1	14	15	14	13	20	1.76	3	0	2	.250	3	0	0	1	1
SHADEK, Justin	9.64	0-0	8	1	0	1	0	9.1	11	12	10	11	16	2.36	1	0	2	.289	0	2	0	1	1

PATEL, Mason	0.38	2-0	9	0	0	0	6	23.2	18	1	1	5	19	0.97	4	0	0	.214	0	1	1	0	1
BARFIELD, Brett	1.00	1-0	10	0	0	0	1	9.0	5	1	1	5	11	1.11	1	0	1	.156	1	0	0	0	0
ANGELAKOS, Dimitri	2.08	0-0	4	0	0	1	0	8.2	6	2	2	3	11	1.04	2	0	2	.194	1	1	0	0	0
GAUDETTE, Caden	2.89	4-0	12	0	0	0	1	18.2	10	7	6	7	15	0.91	0	0	3	.154	0	2	0	0	0
CAMPBELL, Kayden	4.50	0-0	6	0	0	0	0	6.0	4	3	3	3	9	1.17	0	0	1	.190	0	0	0	0	0
VICENS, Jamie	5.40	0-0	4	0	0	0	0	1.2	0	1	1	3	4	1.80	0	0	0	.000	1	0	0	0	0
LANKIE, Jake	8.59	0-0	7	0	0	1	0	7.1	16	8	7	4	8	2.73	3	0	3	.432	0	1	0	0	0
SPIVEY, Caden	12.27	0-0	3	0	0	0	0	3.2	6	5	5	3	4	2.45	2	0	0	.400	0	0	0	0	0
WILLCOX, Charlie	17.18	0-0	4	0	0	0	0	3.2	9	7	7	5	5	3.82	3	0	1	.450	0	0	0	0	0
MCKELVEY, Adam	23.63	1-0	4	0	0	0	0	2.2	5	7	7	6	3	4.12	0	0	2	.455	0	1	0	2	0
Totals	4.36	25-5	30	0	3	9	249.2	224	136	121	125	266	1.40	37	1	42	.239	14	25	1	9	5	
Opponents	9.60	5-25	30	0	0	3	240.0	334	289	256	197	253	2.21	68	7	61	.327	34	26	3	11	5	

PB - Team(3): LACKEY, Vahn (3), Opp (5). Pickoffs - Team(6): MCKEE, Tate (2); LOY, Dylan (1); ANGELAKOS, Dimitri (1); BUURSEMA, Porter (1), Opp (2). SBA/ATT - LACKEY, Vahn (15-20); ROGERS, Drew (8-11); BLAKELY, Jackson (2-2); VICENS, James (1-1).

PITCHING SITUATIONAL

PLAYER	vs left			vs right			runners on			bases emp			leadoff			2outs			fly	gnd	fly/	
	H	AB	AVG	H	AB	AVG	H	AB	AVG	H	AB	AVG	ADV	OPS	PCT	H	AB	AVG	OUT	OUT	GND	GDP
43 ANGELAKOS, Dimitri	11	40	.275	12	58	.207	6	34	.176	17	66	.258	10	29	.345	4	27	.148	32	21	1.5	1
21 BALLARD, Carson	17	46	.370	20	98	.204	14	73	.192	23	71	.324	16	39	.410	7	42	.167	36	31	1.2	4
32 BARFIELD, Brett	9	34	.265	8	46	.174	9	46	.196	8	34	.235	9	18	.500	7	28	.250	20	13	1.5	0
24 BLAKELY, Jackson	24	78	.308	25	131	.191	18	91	.198	31	120	.258	18	58	.310	14	66	.212	50	50	1.0	1
99 BUURSEMA, Porter	7	23	.304	8	49	.163	10	38	.263	5	34	.147	11	22	.500	3	21	.143	11	17	0.6	1
49 CAMPBELL, Kayden	5	18	.278	5	19	.263	5	14	.357	5	24	.208	3	11	.273	4	15	.267	8	8	1.0	0
18 GAUDETTE, Caden	8	34	.235	12	67	.179	9	49	.184	11	52	.212	6	21	.286	6	38	.158	22	31	0.7	1
35 LANKIE, Jake	16	32	.500	15	60	.250	17	53	.321	14	40	.350	10	21	.476	6	29	.207	15	19	0.8	1
37 LOY, Dylan	16	63	.254	22	94	.234	17	70	.243	21	90	.233	13	42	.310	9	49	.184	34	38	0.9	2
22 MCKEE, Tate	28	95	.295	31	154	.201	21	105	.200	38	150	.253	28	72	.389	10	74	.135	48	60	0.8	6
55 MCKELVEY, Adam	0	6	.000	6	17	.353	4	16	.250	2	8	.250	3	5	.600	2	9	.222	8	1	8.0	0
29 PATEL, Mason	14	44	.318	17	76	.224	13	60	.217	19	62	.306	12	31	.387	9	41	.220	36	27	1.3	2
31 SHADEK, Justin	10	35	.286	9	51	.176	10	42	.238	10	45	.222	9	22	.409	11	35	.314	13	13	1.0	0
20 SPIVEY, Caden	7	21	.333	8	42	.190	8	33	.242	7	30	.233	6	16	.375	3	19	.158	16	12	1.3	0
15 UNDERWOOD, Cooper	9	35	.257	10	37	.270	11	26	.423	8	50	.160	5	23	.217	8	26	.308	20	17	1.2	1
26 VICENS, Jamie	2	8	.250	3	17	.176	4	12	.333	1	13	.077	4	9	.444	1	6	.167	5	2	2.5	0
16 WILLCOX, Charlie	10	21	.476	11	41	.268	17	40	.425	4	22	.182	5	13	.385	10	23	.435	11	15	0.7	0
Totals	193	633	.305	222	1057	.210	193	802	.241	224	911	.246	168	452	.372	114	548	.208	385	375	1.0	20
Opponents	253	702	.360	421	1180	.357	399	1066	.374	275	816	.337	199	431	.462	228	624	.365	403	389	1.0	42

PLAYER	AP	GS	IP/APP	H/G	R/G	ER/G	BB/G	K/G	K/BB	2B/G	3B/G	HR/G	FO/G	GO/G	BF/G	SBA	ATT	PCT
43 ANGELAKOS, Dimitri	13	3	2.03	7.86	4.10	4.10	1.37	8.20	6.00	2.05	0.00	2.05	10.94	7.18	36.91	1	1	1.000
21 BALLARD, Carson	15	5	2.53	8.76	3.55	3.08	3.08	9.24	3.00	1.89	0.00	1.18	8.53	7.34	39.32	0	0	0
32 BARFIELD, Brett	20	0	1.03	7.40	3.92	3.92	3.48	12.19	3.50	1.31	0.00	0.87	8.71	5.66	38.76	0	0	0
24 BLAKELY, Jackson	13	11	4.28	7.92	3.23	2.75	2.75	9.86	3.59	1.94	0.16	0.97	8.08	8.08	39.13	2	2	1.000
99 BUURSEMA, Porter	10	4	2.03	6.64	6.64	6.20	8.41	12.84	1.53	1.33	0.00	0.89	4.87	7.52	41.16	0	0	0
49 CAMPBELL, Kayden	13	0	0.79	8.71	6.10	6.10	6.10	10.45	1.71	2.61	0.00	0.87	6.97	6.97	40.07	0	0	0
18 GAUDETTE, Caden	22	0	1.29	6.35	4.45	4.13	2.86	8.89	3.11	0.32	0.00	1.59	6.99	9.85	36.85	0	0	0
35 LANKIE, Jake	16	1	1.31	13.29	7.71	6.86	3.86	11.14	2.89	2.57	0.43	1.71	6.43	8.14	44.57	0	0	0
37 LOY, Dylan	17	5	2.43	8.27	4.79	3.70	3.05	9.80	3.21	0.22	0.00	1.96	7.40	8.27	39.19	0	0	0
22 MCKEE, Tate	14	14	4.86	7.81	4.63	4.10	4.24	11.12	2.63	0.66	0.00	2.12	6.35	7.94	38.65	0	0	0
55 MCKELVEY, Adam	8	0	0.83	8.10	9.45	9.45	9.45	14.85	1.57	1.35	0.00	2.70	10.80	1.35	45.90	0	0	0
29 PATEL, Mason	12	2	2.75	8.73	2.18	2.18	2.18	7.36	3.38	2.45	0.00	0.00	9.82	7.36	36.55	0	0	0
31 SHADEK, Justin	16	2	1.46	7.71	6.94	5.40	6.17	15.43	2.50	1.93	0.00	1.16	5.01	5.01	42.43	1	1	1.000
20 SPIVEY, Caden	13	0	1.31	7.94	6.88	6.88	6.88	10.06	1.46	2.12	0.00	1.06	8.47	6.35	41.29	0	0	0
15 UNDERWOOD, Cooper	11	6	1.97	7.89	6.65	6.65	5.40	9.55	1.77	2.91	0.00	1.25	8.31	7.06	40.71	0	0	0
26 VICENS, Jamie	9	0	0.78	6.43	11.57	10.29	11.57	16.71	1.44	0.00	0.00	1.29	6.43	2.57	47.57	2	2	1.000
16 WILLCOX, Charlie	10	1	1.30	14.54	11.77	10.38	6.23	9.00	1.44	3.46	0.00	0.69	7.62	10.38	51.92	1	1	1.000
Totals	54	54	8.36	8.31	5.08	4.58	4.12	10.40	2.52	1.57	0.04	1.35	7.67	7.47	39.89	51	66	.773
Opponents	54	54	7.93	14.17	12.15	11.02	7.38	8.66	1.17	2.96	0.29	2.40	8.47	8.18	49.10	59	65	.908

Pitching averages based on 9-inning game.

STARTING PITCHING

Starters (Stats from starts only)

PLAYER	GP-GS	ERA	W-L	IP	H	R	ER	BB	K	2B	3B	HR	AVG	BF	WP	HP	BK	SFA	SHA
BLAKELY, Jackson	13-11	3.02	6-1	50.2	43	20	17	17	54	10	1	6	.226	220	3	9	0	2	1
BALLARD, Carson	15-5	3.10	3-0	20.1	19	7	7	6	18	4	0	4	.253	85	0	1	0	1	2
ANGELAKOS, Dimitri	13-3	3.72	1-1	9.2	9	4	4	1	8	2	0	2	.243	39	0	1	0	0	0
MCKEE, Tate	14-14	4.10	8-1	68.0	59	35	31	32	84	5	0	16	.231	292	6	5	0	0	0
LOY, Dylan	17-5	6.19	1-1	16.0	25	15	11	3	15	1	0	6	.347	77	1	2	0	0	0
PATEL, Mason	12-2	7.56	1-0	8.1	13	7	7	3	8	5	0	0	.382	39	0	0	0	0	2
BUURSEMA, Porter	10-4	8.03	0-1	12.1	13	12	11	10	17	2	0	2	.271	58	3	0	0	0	0
UNDERWOOD, Cooper	11-6	10.38	1-0	13.0	16	15	15	10	13	5	0	2	.320	67	0	4	0	2	1
LANKIE, Jake	16-1	21.60	0-1	1.2	3	4	4	3	2	0	1	0	.375	11	0	0	0	0	0
SHADEK, Justin	16-2	23.15	0-0	2.1	4	8	6	3	3	1	0	2	.400	15	1	1	0	0	1
WILLCOX, Charlie	10-1	27.00	0-0	1.0	3	3	3	1	0	1	0	0	.500	9	0	2	0	0	0
		5.13	21-6	203.1	207	130	116	89	222	36	2	40	.264	912	14	25	0	5	7

BULLPEN

Non-starters (Stats from non-starts only)

PLAYER	GP-GS	ERA	W-L	IP	H	R	ER	BB	K	2B	3B	HR	AVG	BF	WP	HP	BK	SFA	SHA
BLAKELY, Jackson	13-11	0.00	1-0	5.0	6	0	0	0	7	2	0	0	.286	22	1	1	0	0	0
PATEL, Mason	12-2	0.36	2-0	24.2	19	1	1	5	19	4	0	0	.216	95	0	1	1	0	1
UNDERWOOD, Cooper	11-6	1.04	1-0	8.2	3	1	1	3	10	2	0	1	.115	31	0	1	0	1	0
LOY, Dylan	17-5	2.35	2-0	23.0	13	7	6	11	30	0	0	3	.148	103	0	3	0	0	0
BALLARD, Carson	15-5	3.06	4-0	17.2	18	8	6	7	21	4	0	1	.261	81	1	3	0	1	1
BUURSEMA, Porter	10-4	3.38	0-1	8.0	2	3	3	9	12	1	0	0	.083	35	1	0	0	1	1
SHADEK, Justin	16-2	3.43	1-0	21.0	16	10	8	13	37	4	0	1	.208	95	0	2	0	1	2
ANGELAKOS, Dimitri	13-3	4.32	0-0	16.2	14	8	8	3	16	4	0	4	.222	69	1	3	0	0	0
BARFIELD, Brett	20-0	4.42	3-0	18.1	17	9	9	8	28	3	0	2	.213	89	1	1	0	0	0
GAUDETTE, Caden	22-0	4.94	5-1	23.2	20	14	13	9	28	1	0	5	.198	116	1	3	0	0	2
LANKIE, Jake	16-1	5.59	0-0	19.1	28	14	12	6	24	6	0	4	.329	93	0	1	0	1	0
SPIVEY, Caden	13-0	6.88	1-0	17.0	15	13	13	13	19	4	0	2	.238	78	2	2	0	0	0
CAMPBELL, Kayden	13-0	7.88	2-1	8.0	10	7	7	7	12	3	0	1	.263	46	0	1	1	0	0
WILLCOX, Charlie	10-1	9.00	0-0	12.0	18	14	12	8	13	4	0	1	.321	66	1	2	0	0	0
MCKELVEY, Adam	8-0	9.45	2-0	6.2	6	7	7	7	11	1	0	2	.250	34	0	1	0	2	0
VICENS, Jamie	9-0	10.29	0-0	7.0	5	9	8	9	13	0	0	1	.200	37	2	1	0	1	1
		4.13	24-3	248.1	210	125	114	118	300	43	0	28	.226	1090	11	26	2	8	8

BATTING SITUATIONAL

PLAYER	vs left			vs right			runners on			bases emp			bases ldd			leadoff			fly	gnd	fly/
	H	AB	AVG	H	AB	AVG	H	AB	AVG	H	AB	AVG	H	AB	AVG	RCH	OP	PCT	OUT	OUT	GND
2 ADVINCULA, Jarren	33	71	.465	64	152	.421	67	134	.500	33	93	.355	2	9	.222	20	41	.488	46	55	0.8
7 BAKER, Will	18	56	.321	42	119	.353	33	102	.324	28	75	.373	4	9	.444	16	30	.533	40	45	0.9
1 BROSIUS, Parker	11	24	.458	10	39	.256	12	36	.333	9	27	.333	3	3	1.000	8	16	.500	24	8	3.0
14 BROWN, Cade	2	3	.667	1	8	.125	2	6	.333	1	5	.200	0	1	.000	0	1	.000	3	1	3.0
8 BURRESS, Drew	22	66	.333	59	157	.376	43	113	.381	39	113	.345	1	9	.111	36	66	.545	66	31	2.1
19 COUPET, Nathanael	3	7	.429	3	5	.600	6	9	.667	0	3	.000	1	1	1.000	0	0	-	1	1	1.0
6 DANIEL, Caleb	11	27	.407	25	95	.263	16	64	.250	20	60	.333	2	4	.500	12	31	.387	29	16	1.8
0 DEE, Michael	1	3	.333	1	1	1.000	2	3	.667	0	1	.000	1	2	.500	0	1	.000	0	0	-
41 HARTWELL, Judson	1	1	1.000	1	3	.333	2	2	1.000	0	2	.000	0	0	-	1	2	.500	1	0	-
4 HERNANDEZ, Alex	13	45	.289	47	129	.364	35	97	.361	25	80	.313	3	4	.750	13	37	.351	29	33	0.9
3 KERCE, Carson	22	59	.373	56	145	.386	34	101	.337	45	107	.421	3	10	.300	25	58	.431	44	45	1.0
25 LACKEY, Vahn	25	55	.455	53	138	.384	51	124	.411	27	70	.386	4	9	.444	21	40	.525	40	30	1.3
9 LEWIS, Coleman	3	7	.429	3	16	.188	4	13	.308	2	10	.200	2	4	.500	2	3	.667	4	4	1.0
39 NEISES, Tyler	1	2	.500	1	1	1.000	2	3	.667	0	0	-	0	1	.000	1	1	1.000	0	0	-
34 ROGERS, Drew	9	28	.321	10	49	.204	14	49	.286	5	28	.179	1	5	.200	5	19	.263	18	10	1.8
10 SCHMIDT, Kent	12	49	.245	35	95	.368	33	90	.367	15	58	.259	6	15	.400	12	27	.444	32	30	1.1
5 STEPHENSON, Dominic	0	1	.000	2	3	.667	2	2	1.000	0	2	.000	1	1	1.000	0	1	.000	0	0	-
11 ZUCKERMAN, Ryan	26	64	.406	39	133	.293	41	118	.347	26	82	.317	8	16	.500	27	57	.474	26	28	0.9
Totals	213	568	.375	452	1288	.351	399	1066	.374	275	816	.337	42	103	.408	199	431	.462	403	337	1.2
Opponents	90	377	.239	327	1336	.245	193	802	.241	224	911	.246	11	49	.224	168	452	.372	385	352	1.1

PLAYER	pinch hit			RISP			R3rd LT2out			2outs			adv ops			2out rnr		rch rch			
	H	AB	AVG	H	AB	AVG	SUCC	OP	PCT	H	AB	AVG	ADV	OP	PCT	RBI	ADV	LOB	ERR	FC	KL
2 ADVINCULA, Jarren	0	0	-	43	83	.518	12	21	.571	35	83	.422	93	158	.589	23	0	50	3	12	3
7 BAKER, Will	0	1	.000	23	65	.354	15	28	.536	20	68	.294	62	133	.466	22	0	50	1	7	6
1 BROSIUS, Parker	1	4	.250	10	21	.476	8	12	.667	7	22	.318	32	57	.561	9	0	14	1	1	6
14 BROWN, Cade	3	6	.500	0	4	.000	1	3	.333	1	6	.167	4	9	.444	0	0	7	0	0	2
8 BURRESS, Drew	0	0	-	25	64	.391	7	11	.636	23	64	.359	69	140	.493	21	0	50	5	7	11
19 COUPET, Nathanael	3	4	.750	4	5	.800	3	4	.750	1	2	.500	10	12	.833	1	0	0	0	0	3
6 DANIEL, Caleb	3	6	.500	12	48	.250	6	17	.353	6	36	.167	33	79	.418	6	0	33	5	2	12
0 DEE, Michael	1	1	1.000	2	3	.667	1	1	1.000	1	2	.500	2	4	.500	0	0	3	0	0	0
41 HARTWELL, Judson	2	3	.667	2	2	1.000	0	0	-	1	1	1.000	2	2	1.000	1	0	0	1	0	0
4 HERNANDEZ, Alex	0	0	-	21	65	.323	5	19	.263	24	57	.421	58	125	.464	14	0	39	3	3	22
3 KERCE, Carson	0	0	-	21	62	.339	7	14	.500	24	63	.381	62	119	.521	19	0	45	5	5	10
25 LACKEY, Vahn	0	0	-	32	73	.438	14	25	.560	29	66	.439	92	159	.579	33	0	42	3	14	17
9 LEWIS, Coleman	2	7	.286	3	10	.300	0	2	.000	3	8	.375	6	14	.429	3	0	6	0	0	2
39 NEISES, Tyler	1	1	1.000	0	1	.000	0	0	-	1	2	.500	3	4	.750	0	0	3	0	0	1
34 ROGERS, Drew	1	6	.167	11	31	.355	3	7	.429	11	28	.393	22	60	.367	17	0	24	0	2	10
10 SCHMIDT, Kent	0	0	-	22	57	.386	16	23	.696	17	51	.333	59	126	.468	14	0	46	3	5	19
5 STEPHENSON, Dominic	1	1	1.000	2	2	1.000	1	1	1.000	1	2	.500	4	4	1.000	2	0	0	0	0	2
11 ZUCKERMAN, Ryan	0	0	-	24	72	.333	12	30	.400	23	63	.365	58	136	.426	27	0	47	2	4	18
Totals	18	40	.450	257	668	.385	111	219	.507	228	624	.365	671	1341	.500	212	0	459	32	62	144
Opponents	11	60	.183	109	447	.244	60	114	.526	114	548	.208	361	934	.387	81	0	387	27	44	136

TEAM GAME-BY-GAME - Hitting

(As of May 20, 2026)

Georgia Tech Team Game-by-Game Batting

DATE	OPPONENT	AB	R	H	RBI	2B	3B	HR	TB	AVG	BB	IBB	SB	CS	HBP	SAC	SF	GDP	K	LOB	PO	A	E
02-13	Bowling Green	35	11	13	11	3	0	2	22	.371	7	0	4	0	5	1	0	1	8	13	27	9	3
02-14	Bowling Green	43	27	22	25	4	0	1	29	.512	15	0	1	0	4	0	4	0	8	15	27	3	0
02-14	Bowling Green	32	12	16	10	6	0	0	22	.500	9	0	1	0	2	0	0	1	6	10	21	9	0
02-17	at Georgia Southern	51	25	26	23	6	1	2	40	.510	5	0	1	1	4	0	0	0	14	8	27	6	1
02-20	Stony Brook	38	14	18	13	3	0	2	27	.474	9	0	0	1	1	0	0	1	7	10	27	6	0
02-20	Stony Brook	29	10	12	10	5	1	2	25	.414	6	0	2	0	2	0	0	0	5	7	21	6	2
02-21	Stony Brook	40	6	10	6	0	0	2	16	.250	8	0	3	0	1	0	0	0	5	12	30	12	1
02-22	Stony Brook	34	21	16	19	1	2	2	27	.471	12	0	3	0	1	0	1	0	5	9	21	12	2
02-24	Georgia State	31	4	5	3	2	0	1	10	.161	8	0	0	0	2	0	0	1	9	10	27	10	3
02-27	Northwestern	29	17	14	17	6	0	4	32	.483	11	0	0	0	2	0	1	1	3	8	21	8	1
02-28	Northwestern	34	13	18	12	2	0	1	23	.529	2	0	0	0	4	0	1	1	5	6	21	7	2
03-01	Northwestern	38	14	13	12	4	0	5	32	.342	5	0	1	0	1	0	0	0	5	6	27	8	0
03-03	at Georgia St.	34	4	9	4	1	0	1	13	.265	9	0	2	0	1	0	2	1	8	15	27	9	1
03-06	Virginia Tech	31	16	13	14	2	0	0	15	.419	12	0	0	0	1	0	1	0	5	11	21	6	1
03-07	Virginia Tech	39	14	18	14	3	0	6	39	.462	6	1	1	1	0	0	1	0	7	8	27	10	2
03-08	Virginia Tech	34	6	8	6	0	0	2	14	.235	7	0	2	0	2	1	0	1	12	11	27	8	0
03-10	West Georgia	31	14	16	13	1	1	5	34	.516	8	0	1	0	2	0	1	1	4	10	21	8	0
03-12	at Clemson	34	10	12	10	4	0	3	25	.353	3	0	1	0	0	0	0	0	13	6	21	12	0
03-13	at Clemson	37	9	8	9	1	0	2	15	.216	6	0	1	0	1	0	0	0	7	8	27	12	0
03-14	at Clemson	38	7	13	7	4	0	3	26	.342	0	0	0	1	0	0	0	1	8	4	24	8	1
03-17	at Auburn	30	2	3	2	0	0	0	3	.100	6	0	0	0	2	0	0	0	16	9	24	9	0
03-20	at Pitt	37	11	10	11	0	1	2	18	.270	7	0	1	1	2	0	0	0	13	8	27	9	0
03-21	at Pitt	36	9	10	9	5	0	2	21	.278	12	0	0	0	0	0	0	1	5	12	24	10	0
03-22	at Pitt	34	12	14	8	5	0	0	19	.412	4	0	0	0	0	1	0	1	4	6	21	3	0
03-27	NC State	27	3	4	3	1	0	2	11	.148	4	0	0	0	4	0	0	1	10	8	27	12	1
03-28	NC State	35	6	13	6	0	1	0	15	.371	5	0	0	0	0	1	0	0	13	11	27	12	1
03-29	NC State	31	10	10	10	3	0	2	19	.323	6	0	1	0	2	0	0	2	8	3	24	5	0
03-31	Auburn	32	13	11	11	2	0	4	25	.344	3	0	0	0	0	1	0	1	5	1	24	6	1
04-02	at California	33	17	11	14	4	1	3	26	.333	10	0	0	0	0	0	2	0	7	7	21	8	0
04-03	at California	32	7	7	7	2	0	3	18	.219	7	0	0	0	0	1	0	1	11	6	27	9	2
04-04	at California	36	9	12	9	2	1	1	19	.333	6	0	0	0	0	1	0	2	8	7	27	4	1
04-07	Kennesaw State	37	11	14	10	2	1	3	27	.378	4	0	0	0	0	0	0	1	7	6	27	6	1
04-09	Florida St.	34	4	10	3	0	0	1	13	.294	6	0	0	0	0	0	0	0	11	12	27	13	0
04-10	Florida St.	35	8	12	7	3	0	0	15	.343	7	0	0	0	0	0	0	1	10	10	27	8	0
04-11	Florida St.	35	17	16	16	3	0	4	31	.457	5	0	1	0	0	0	0	0	8	5	21	8	1
04-14	Georgia Southern	40	13	18	13	2	1	6	40	.450	3	0	0	0	2	0	0	1	6	8	27	16	1
04-17	at North Carolina	31	2	6	2	3	0	0	9	.194	5	0	0	0	1	0	1	1	7	9	24	5	2
04-18	at North Carolina	29	4	8	3	0	0	1	11	.276	6	0	0	0	1	0	0	3	5	8	23	7	0
04-19	at North Carolina	36	5	9	4	3	0	0	12	.250	5	0	0	0	0	0	0	0	10	9	27	10	0
04-21	vs. Georgia (N)	28	14	14	12	3	0	2	23	.500	7	0	1	0	1	0	3	1	3	7	21	3	0
04-24	Wake Forest	32	6	8	5	2	0	1	13	.250	4	0	3	0	2	0	1	1	12	9	27	9	2
04-25	Wake Forest	41	14	18	13	5	0	2	29	.439	4	1	1	0	0	0	1	0	8	8	27	8	0
04-26	Wake Forest	32	6	8	6	1	0	2	15	.250	7	1	1	0	2	0	0	0	14	11	27	10	1
04-28	at Kennesaw St.	42	10	17	10	5	0	1	25	.405	6	1	2	0	2	0	0	1	8	12	27	8	1
05-01	Xavier	40	4	12	4	3	0	2	21	.300	1	0	1	0	1	0	0	2	9	8	30	12	1
05-02	Xavier	34	7	12	6	6	0	2	24	.353	2	0	0	0	1	0	1	0	3	8	27	7	0
05-03	Xavier	41	14	20	14	3	0	2	29	.488	4	0	0	1	0	0	2	0	3	9	27	8	1
05-08	Duke	41	10	15	8	1	1	5	33	.366	5	0	4	0	0	0	1	1	7	8	30	11	2
05-09	Duke	24	15	9	13	1	0	3	19	.375	13	0	6	0	1	0	1	2	4	6	21	4	0
05-10	Duke	27	14	13	14	1	0	3	23	.481	9	1	4	0	3	0	1	2	1	8	21	8	1
05-12	Mercer	37	9	11	9	3	0	1	17	.297	4	0	0	0	0	0	0	3	7	5	27	4	2
05-14	at Boston College	36	9	9	7	1	0	4	22	.250	8	1	2	0	0	0	0	1	12	7	27	5	0
05-15	at Boston College	41	14	15	13	4	0	2	25	.366	10	0	2	0	2	0	0	1	9	12	27	11	0
05-16	at Boston College	34	15	15	12	4	2	2	29	.441	8	0	5	0	2	0	1	1	4	9	21	9	3
Totals		1882	578	674	532	141	14	114	1185	.358	351	6	59	6	67	7	27	42	412	459	1355	446	45

TEAM GAME-BY-GAME - Pitching

(As of May 20, 2026)

Georgia Tech Team Game-by-Game Pitching

DATE	OPPONENT	IP	H	R	ER	BB	K	2B	3B	HR	WP	BK	HBP	DP	IBB	SCORE	W-L	SV	ERA
02-13	Bowling Green	9.0	9	5	3	6	13	1	0	1	0	0	1	2	0	11-5	1-0	0	3.00
02-14	Bowling Green	9.0	8	4	4	4	16	4	0	0	0	0	1	0	0	27-4	2-0	0	3.50
02-14	Bowling Green	7.0	4	2	2	4	8	0	0	0	0	0	0	0	0	12-2	3-0	1	3.24
02-17	at Georgia Southern	9.0	6	1	0	1	19	2	0	0	0	0	1	0	0	25-1	4-0	0	2.38
02-20	Stony Brook	9.0	9	5	5	3	14	2	0	1	2	0	2	0	0	14-5	5-0	0	2.93
02-20	Stony Brook	7.0	7	5	3	5	8	2	0	0	1	0	1	0	0	10-5	6-0	0	3.06
02-21	Stony Brook	10.0	8	5	5	3	7	3	0	0	0	0	0	1	0	6-5	7-0	0	3.30
02-22	Stony Brook	7.0	3	3	2	3	6	0	0	0	1	0	2	0	0	21-3	8-0	0	3.22
02-24	Georgia State	9.0	12	9	8	3	13	2	0	1	1	1	2	0	0	4-9	8-1	0	3.79
02-27	Northwestern	7.0	7	3	3	3	6	2	0	1	0	0	0	1	0	17-3	9-1	0	3.80
02-28	Northwestern	7.0	10	3	3	1	8	1	0	1	0	0	0	0	0	13-3	10-1	1	3.80
03-01	Northwestern	9.0	10	6	6	4	11	3	0	0	0	0	2	0	0	14-6	11-1	0	4.00
03-03	at Georgia St.	9.0	4	1	1	2	7	0	0	0	1	0	0	0	0	4-1	12-1	0	3.75
03-06	Virginia Tech	7.0	5	1	1	3	9	2	0	0	1	0	1	1	0	16-1	13-1	0	3.60
03-07	Virginia Tech	9.0	11	5	1	3	8	3	0	1	3	0	0	0	0	14-5	14-1	1	3.41
03-08	Virginia Tech	9.0	14	9	9	7	13	4	0	0	0	0	2	0	0	6-9	14-2	0	3.79
03-10	West Georgia	7.0	2	0	0	2	8	0	0	0	0	0	1	1	0	14-0	15-2	0	3.60
03-12	at Clemson	7.0	2	0	0	5	7	0	0	0	0	0	2	2	0	10-0	16-2	0	3.43
03-13	at Clemson	9.0	9	3	3	3	5	0	0	3	0	0	3	2	0	9-3	17-2	0	3.40
03-14	at Clemson	8.0	14	13	11	9	6	5	0	1	1	0	3	0	0	7-13	17-3	0	3.84
03-17	at Auburn	8.0	11	9	9	6	9	3	0	2	0	0	0	0	0	2-9	17-4	0	4.13
03-20	at Pitt	9.0	8	9	9	10	10	0	0	4	1	0	1	1	1	11-9	18-4	1	4.38
03-21	at Pitt	8.0	11	14	14	8	8	1	0	4	0	0	1	0	1	9-14	18-5	0	4.86
03-22	at Pitt	7.0	6	4	4	4	10	1	0	1	0	0	1	0	0	12-4	19-5	0	4.87
03-27	NC State	9.0	5	1	1	4	5	0	0	0	1	0	0	0	0	3-1	20-5	1	4.70
03-28	NC State	9.0	9	4	4	6	8	1	0	1	0	0	1	0	0	6-4	21-5	1	4.67
03-29	NC State	8.0	4	0	0	3	6	0	0	0	0	0	0	0	0	10-0	22-5	0	4.50
03-31	Auburn	8.0	6	3	3	4	8	2	0	1	0	0	0	0	0	13-3	23-5	0	4.46
04-02	at California	7.0	6	2	2	4	7	0	0	0	1	0	0	0	0	17-2	24-5	0	4.41
04-03	at California	9.0	5	2	0	1	13	1	0	0	1	0	0	1	0	7-2	25-5	0	4.24
04-04	at California	9.0	7	3	3	2	10	3	0	0	0	0	0	0	0	9-3	26-5	0	4.20
04-07	Kennesaw State	9.0	7	4	4	2	12	1	0	0	0	0	3	0	0	11-4	27-5	0	4.19
04-09	Florida St.	9.0	7	3	3	2	7	1	0	1	0	0	1	1	0	4-3	28-5	1	4.15
04-10	Florida St.	9.0	7	3	3	3	13	0	0	3	0	0	0	1	0	8-3	29-5	1	4.12
04-11	Florida St.	7.0	6	3	3	3	8	1	1	2	1	0	0	0	0	17-3	30-5	0	4.11
04-14	Georgia Southern	9.0	13	9	8	5	11	4	0	1	1	0	3	0	0	13-9	31-5	0	4.23
04-17	at North Carolina	8.0	11	5	4	3	11	2	0	3	0	0	0	0	0	2-5	31-6	0	4.24
04-18	at North Carolina	7.2	10	14	14	12	7	2	0	3	2	0	1	0	0	4-14	31-7	0	4.53
04-19	at North Carolina	9.0	8	2	2	5	6	2	0	0	0	0	1	0	0	5-2	32-7	1	4.46
04-21	vs. Georgia (N)	7.0	10	4	4	2	9	2	0	3	0	0	0	0	0	14-4	33-7	0	4.48
04-24	Wake Forest	9.0	9	5	4	4	12	0	0	2	0	0	0	1	0	6-5	34-7	1	4.46
04-25	Wake Forest	9.0	11	11	11	6	12	3	0	5	0	0	2	1	0	14-11	35-7	0	4.63
04-26	Wake Forest	9.0	7	5	4	4	6	1	0	3	0	0	1	0	0	6-5	36-7	1	4.62
04-28	at Kennesaw St.	9.0	7	7	7	4	8	2	0	3	2	0	2	1	0	10-7	37-7	0	4.68
05-01	Xavier	10.0	10	8	7	5	15	1	0	3	1	0	2	1	0	4-8	37-8	0	4.72
05-02	Xavier	9.0	12	5	5	3	14	3	0	2	0	0	0	0	0	7-5	38-8	0	4.73
05-03	Xavier	9.0	7	6	6	1	14	1	0	3	1	0	3	1	0	14-6	39-8	0	4.76
05-08	Duke	10.0	12	9	7	1	13	0	0	3	0	1	2	0	0	10-9	40-8	0	4.79
05-09	Duke	7.0	6	2	2	1	7	0	0	1	0	0	1	1	0	15-2	41-8	0	4.76
05-10	Duke	7.0	3	1	0	2	8	1	0	0	0	0	0	0	0	14-1	42-8	0	4.68
05-12	Mercer	9.0	11	12	11	6	12	1	1	3	0	0	0	0	2	9-12	42-9	0	4.81
05-14	at Boston College	9.0	1	0	0	1	18	0	0	0	1	0	1	0	0	9-0	43-9	0	4.71
05-15	at Boston College	9.0	5	1	1	1	6	1	0	1	0	0	0	0	0	14-1	44-9	1	4.63
05-16	at Boston College	7.0	5	2	1	5	7	2	0	0	1	0	0	0	0	15-2	45-9	0	4.58
Totals		451.2	417	255	230	207	522	79	2	68	25	2	51	20	4	-	45-9	12	4.58

STARTER SUMMARY

Georgia Tech Starters Summary

PLAYER	GS	Position											Batting Order								
		P	C	1B	2B	3B	SS	LF	CF	RF	OF	DH	1ST	2ND	3RD	4TH	5TH	6TH	7TH	8TH	9TH
2 ADVINCULA, Jarren	54	.	.	.	54	6	1	47
3 KERCE, Carson	54	54	16	1	8	7	22
8 BURRESS, Drew	54	54	.	.	.	32	22
11 ZUCKERMAN, Ryan	54	.	.	1	.	53	9	38	7	.	.	.
25 LACKEY, Vahn	54	.	38	2	.	1	13	.	13	1	34	6
7 BAKER, Will	50	2	.	26	.	22	.	.	1	1	11	5	21	5	6
4 HERNANDEZ, Alex	48	.	.	8	.	.	.	4	.	27	.	9	.	18	.	19	1	4	1	5	.
10 SCHMIDT, Kent	46	.	.	43	3	.	.	5	.	27	5	8	1	.
6 DANIEL, Caleb	32	31	.	.	.	1	1	8	15	8	.
34 ROGERS, Drew	19	.	16	3	1	13	5
1 BROSIUS, Parker	18	17	.	1	6	12
22 MCKEE, Tate	14	14
24 BLAKELY, Jackson	11	11
15 UNDERWOOD, Cooper	6	6
21 BALLARD, Carson	5	5
37 LOY, Dylan	5	5
99 BUURSEMA, Porter	4	4
43 ANGELAKOS, Dimitri	3	3
9 LEWIS, Coleman	2	2	1	1
29 PATEL, Mason	2	2
31 SHADEK, Justin	2	2
16 WILLCOX, Charlie	1	1
19 COUPET, Nathanael	1	1	1	.
35 LANKIE, Jake	1	1

PLAYER GAME HIGHS
#2 ADVINCULA, Jarren

HIGH	STAT	LOW
6 - 7X Last at Boston College 05-15-26	PLATE APPEARANCES	3 vs. Stony Brook 02-22-26
6 at Pitt 03-21-26	AT BATS	2 vs. Duke 05-09-26
5 vs. Wake Forest 04-25-26	HITS	0 - 4X Last vs. Kennesaw State 04-07-26
4 vs. Duke 05-09-26	RUNS SCORED	0 - 13X Last vs. Xavier 05-01-26
6 vs. Wake Forest 04-25-26	RBI's	0 - 22X Last at Boston College 05-14-26
2 at California 04-02-26	DOUBLES	0 - 44X Last at Boston College 05-16-26
1 - 2X Last at California 04-04-26	TRIPLES	0 - 52X Last at Boston College 05-16-26
2 vs. Northwestern 02-27-26	HOMERUNS	0 - 46X Last at Boston College 05-16-26
9 vs. Wake Forest 04-25-26	TOTAL BASES	0 - 4X Last vs. Kennesaw State 04-07-26
2 - 5X Last at Boston College 05-14-26	WALKS	0 - 31X Last at Boston College 05-16-26
2 - 2X Last at Clemson 03-12-26	STRIKEOUTS	0 - 40X Last at Boston College 05-16-26
2 - 4X Last vs. Duke 05-10-26	STOLEN BASES	0 - 42X Last at Boston College 05-16-26
4 - 3X Last vs. Duke 05-08-26	PUTOUTS	0 - 15X Last at Boston College 05-14-26
5 vs. NC State 03-27-26	ASSISTS	0 - 10X Last vs. Mercer 05-12-26
1 - 3X Last at Boston College 05-16-26	ERRORS	0 - 51X Last at Boston College 05-15-26

#3 KERCE, Carson

HIGH	STAT	LOW
6 - 5X Last at Boston College 05-15-26	PLATE APPEARANCES	3 - 4X Last at California 04-02-26
6 - 4X Last at Boston College 05-15-26	AT BATS	1 vs. Bowling Green 02-14-26
4 vs. Duke 05-10-26	HITS	0 - 15X Last vs. Mercer 05-12-26
3 - 4X Last at Boston College 05-16-26	RUNS SCORED	0 - 13X Last at Boston College 05-14-26
5 vs. Florida St. 04-11-26	RBI's	0 - 29X Last at Boston College 05-14-26
2 - 5X Last vs. Florida St. 04-10-26	DOUBLES	0 - 31X Last at Boston College 05-16-26
1 - 3X Last at Boston College 05-16-26	TRIPLES	0 - 51X Last at Boston College 05-15-26
1 - 8X Last at Boston College 05-16-26	HOMERUNS	0 - 46X Last at Boston College 05-14-26
7 - 4X Last at Boston College 05-16-26	TOTAL BASES	0 - 15X Last vs. Mercer 05-12-26
2 - 6X Last at Boston College 05-16-26	WALKS	0 - 33X Last at Boston College 05-15-26
3 vs. Wake Forest 04-24-26	STRIKEOUTS	0 - 28X Last at Boston College 05-16-26
1 - 2X Last at Pitt 03-20-26	STOLEN BASES	0 - 52X Last at Boston College 05-16-26
4 - 3X Last at Clemson 03-14-26	PUTOUTS	0 - 25X Last at Boston College 05-16-26
6 - 2X Last at Clemson 03-13-26	ASSISTS	0 - 8X Last at Boston College 05-14-26
2 at California 04-03-26	ERRORS	0 - 47X Last at Boston College 05-16-26

PLAYER GAME HIGHS
#8 BURRESS, Drew

HIGH	STAT	LOW
6 - 11X Last at Boston College 05-15-26	PLATE APPEARANCES	4 - 6X Last vs. Duke 05-09-26
6 at Kennesaw St. 04-28-26	AT BATS	2 - 3X Last vs. NC State 03-27-26
4 - 2X Last vs. Georgia 04-21-26	HITS	0 - 12X Last at Boston College 05-15-26
4 - 2X Last vs. Florida St. 04-11-26	RUNS SCORED	0 - 15X Last vs. Xavier 05-02-26
3 - 7X Last vs. Duke 05-10-26	RBIs	0 - 23X Last at Boston College 05-15-26
2 - 4X Last at Boston College 05-16-26	DOUBLES	0 - 38X Last at Boston College 05-15-26
1 - 3X Last vs. Georgia Southern 04-14-26	TRIPLES	0 - 51X Last at Boston College 05-16-26
2 at Clemson 03-12-26	HOMERUNS	0 - 42X Last at Boston College 05-16-26
9 vs. Stony Brook 02-22-26	TOTAL BASES	0 - 12X Last at Boston College 05-15-26
2 - 11X Last vs. Florida St. 04-10-26	WALKS	0 - 24X Last at Boston College 05-16-26
3 - 2X Last at Clemson 03-14-26	STRIKEOUTS	0 - 25X Last at Boston College 05-16-26
2 vs. Bowling Green 02-13-26	STOLEN BASES	0 - 46X Last at Boston College 05-16-26
6 vs. Wake Forest 04-26-26	PUTOUTS	0 - 7X Last at North Carolina 04-17-26
2 vs. Stony Brook 02-21-26	ASSISTS	0 - 51X Last at Boston College 05-16-26
1 - 3X Last vs. Duke 05-10-26	ERRORS	0 - 51X Last at Boston College 05-16-26

#11 ZUCKERMAN, Ryan

HIGH	STAT	LOW
6 - 2X Last at Boston College 05-15-26	PLATE APPEARANCES	3 - 2X Last at California 04-02-26
5 - 12X Last at Boston College 05-15-26	AT BATS	1 - 2X Last vs. Duke 05-10-26
5 vs. Georgia Southern 04-14-26	HITS	0 - 13X Last at Boston College 05-14-26
4 - 2X Last vs. Georgia Southern 04-14-26	RUNS SCORED	0 - 19X Last at Boston College 05-14-26
5 - 2X Last vs. Duke 05-09-26	RBIs	0 - 21X Last at Boston College 05-14-26
2 - 2X Last at Boston College 05-15-26	DOUBLES	0 - 41X Last at Boston College 05-16-26
1 at Georgia Southern 02-17-26	TRIPLES	0 - 53X Last at Boston College 05-16-26
3 vs. Northwestern 03-01-26	HOMERUNS	0 - 38X Last at Boston College 05-16-26
12 vs. Northwestern 03-01-26	TOTAL BASES	0 - 13X Last at Boston College 05-14-26
3 - 2X Last vs. Duke 05-10-26	WALKS	0 - 30X Last at Boston College 05-14-26
3 - 6X Last at Boston College 05-14-26	STRIKEOUTS	0 - 11X Last at Boston College 05-16-26
2 - 2X Last at Boston College 05-16-26	STOLEN BASES	0 - 50X Last at Boston College 05-14-26
2 - 5X Last vs. Duke 05-08-26	PUTOUTS	0 - 31X Last at Boston College 05-14-26
5 - 2X Last vs. Xavier 05-03-26	ASSISTS	0 - 12X Last at Boston College 05-16-26
1 - 7X Last vs. Duke 05-08-26	ERRORS	0 - 47X Last at Boston College 05-16-26

PLAYER GAME HIGHS
#25 LACKEY, Vahn

HIGH	STAT	LOW
6 - 3X Last at Boston College 05-15-26	PLATE APPEARANCES	3 - 5X Last vs. Duke 05-09-26
5 - 9X Last vs. Mercer 05-12-26	AT BATS	1 - 2X Last vs. Georgia 04-21-26
3 - 9X Last at Boston College 05-15-26	HITS	0 - 10X Last vs. Wake Forest 04-26-26
4 - 2X Last at Boston College 05-16-26	RUNS SCORED	0 - 11X Last vs. Xavier 05-01-26
5 vs. Virginia Tech 03-07-26	RBI's	0 - 18X Last vs. Duke 05-10-26
2 at Kennesaw St. 04-28-26	DOUBLES	0 - 39X Last at Boston College 05-16-26
1 - 3X Last at Boston College 05-16-26	TRIPLES	0 - 51X Last at Boston College 05-15-26
2 vs. Stony Brook 02-20-26	HOMERUNS	0 - 40X Last at Boston College 05-15-26
9 vs. West Georgia 03-10-26	TOTAL BASES	0 - 10X Last vs. Wake Forest 04-26-26
3 vs. Virginia Tech 03-06-26	WALKS	0 - 23X Last at Boston College 05-16-26
2 - 8X Last vs. Xavier 05-01-26	STRIKEOUTS	0 - 28X Last at Boston College 05-16-26
2 - 4X Last at Boston College 05-16-26	STOLEN BASES	0 - 44X Last at Boston College 05-15-26
14 - 2X Last at Boston College 05-14-26	PUTOUTS	0 - 13X Last at Boston College 05-16-26
3 at Georgia Southern 02-17-26	ASSISTS	0 - 35X Last at Boston College 05-16-26
1 - 3X Last vs. Duke 05-08-26	ERRORS	0 - 51X Last at Boston College 05-16-26

#7 BAKER, Will

HIGH	STAT	LOW
6 at Boston College 05-15-26	PLATE APPEARANCES	1 vs. NC State 03-29-26
5 - 6X Last vs. Mercer 05-12-26	AT BATS	1 - 2X Last at California 04-03-26
3 - 5X Last vs. Georgia Southern 04-14-26	HITS	0 - 14X Last at Boston College 05-14-26
3 - 8X Last vs. Wake Forest 04-25-26	RUNS SCORED	0 - 18X Last at Boston College 05-14-26
5 vs. Northwestern 02-28-26	RBI's	0 - 24X Last at Boston College 05-14-26
2 - 2X Last vs. Wake Forest 04-24-26	DOUBLES	0 - 35X Last at Boston College 05-15-26
1 at Pitt 03-20-26	TRIPLES	0 - 51X Last at Boston College 05-15-26
2 at California 04-02-26	HOMERUNS	0 - 44X Last at Boston College 05-15-26
9 at California 04-02-26	TOTAL BASES	0 - 14X Last at Boston College 05-14-26
3 - 2X Last vs. Stony Brook 02-22-26	WALKS	0 - 21X Last vs. Mercer 05-12-26
3 - 4X Last at Boston College 05-14-26	STRIKEOUTS	0 - 33X Last vs. Mercer 05-12-26
1 - 2X Last at Boston College 05-15-26	STOLEN BASES	0 - 51X Last at Boston College 05-16-26
5 - 2X Last vs. Duke 05-09-26	PUTOUTS	0 - 31X Last at Boston College 05-16-26
2 vs. Virginia Tech 03-06-26	ASSISTS	0 - 50X Last at Boston College 05-16-26
1 - 2X Last vs. Virginia Tech 03-07-26	ERRORS	0 - 51X Last at Boston College 05-16-26

PLAYER GAME HIGHS
#4 HERNANDEZ, Alex

HIGH	STAT	LOW
6 - 3X Last at Boston College 05-15-26	PLATE APPEARANCES	2 vs. Northwestern 02-28-26
5 - 10X Last vs. Wake Forest 04-25-26	AT BATS	1 - 2X Last at California 04-02-26
4 - 3X Last vs. West Georgia 03-10-26	HITS	0 - 13X Last at Boston College 05-16-26
3 - 6X Last vs. West Georgia 03-10-26	RUNS SCORED	0 - 17X Last at Boston College 05-16-26
6 vs. Bowling Green 02-14-26	RBIs	0 - 26X Last at Boston College 05-16-26
2 vs. Georgia 04-21-26	DOUBLES	0 - 42X Last at Boston College 05-16-26
0 - 48X Last at Boston College 05-16-26	TRIPLES	0 - 48X Last at Boston College 05-16-26
1 - 9X Last at Boston College 05-14-26	HOMERUNS	0 - 39X Last at Boston College 05-16-26
8 vs. Stony Brook 02-20-26	TOTAL BASES	0 - 13X Last at Boston College 05-16-26
3 - 2X Last at California 04-02-26	WALKS	0 - 21X Last vs. Mercer 05-12-26
4 vs. NC State 03-28-26	STRIKEOUTS	0 - 16X Last vs. Duke 05-10-26
1 - 2X Last at Georgia Southern 02-17-26	STOLEN BASES	0 - 46X Last at Boston College 05-16-26
11 vs. Georgia State 02-24-26	PUTOUTS	0 - 16X Last at Boston College 05-16-26
1 - 10X Last at North Carolina 04-19-26	ASSISTS	0 - 38X Last at Boston College 05-16-26
1 - 2X Last vs. NC State 03-28-26	ERRORS	0 - 46X Last at Boston College 05-16-26

#6 DANIEL, Caleb

HIGH	STAT	LOW
5 - 11X Last vs. Wake Forest 04-25-26	PLATE APPEARANCES	1 - 7X Last at Boston College 05-14-26
5 - 3X Last vs. Wake Forest 04-25-26	AT BATS	0 vs. Duke 05-09-26
3 vs. Bowling Green 02-13-26	HITS	0 - 17X Last at Boston College 05-14-26
3 vs. Northwestern 02-27-26	RUNS SCORED	0 - 22X Last at Boston College 05-14-26
6 vs. Bowling Green 02-13-26	RBIs	0 - 28X Last at Boston College 05-14-26
1 - 10X Last vs. Xavier 05-02-26	DOUBLES	0 - 34X Last at Boston College 05-14-26
0 - 44X Last at Boston College 05-14-26	TRIPLES	0 - 44X Last at Boston College 05-14-26
2 - 2X Last vs. Virginia Tech 03-07-26	HOMERUNS	0 - 37X Last at Boston College 05-14-26
10 vs. Bowling Green 02-13-26	TOTAL BASES	0 - 17X Last at Boston College 05-14-26
1 - 14X Last vs. Duke 05-09-26	WALKS	0 - 30X Last at Boston College 05-14-26
3 - 2X Last vs. Xavier 05-01-26	STRIKEOUTS	0 - 17X Last vs. Duke 05-09-26
0 - 44X Last at Boston College 05-14-26	STOLEN BASES	0 - 44X Last at Boston College 05-14-26
4 - 2X Last vs. Virginia Tech 03-08-26	PUTOUTS	0 - 23X Last at Boston College 05-16-26
0 - 47X Last at Boston College 05-16-26	ASSISTS	0 - 47X Last at Boston College 05-16-26
0 - 47X Last at Boston College 05-16-26	ERRORS	0 - 47X Last at Boston College 05-16-26

PLAYER GAME HIGHS
#1 BROSIUS, Parker

HIGH	STAT	LOW
5 - 4X Last at Boston College 05-16-26	PLATE APPEARANCES	1 - 12X Last at Kennesaw St. 04-28-26
5 vs. Xavier 05-03-26	AT BATS	0 - 7X Last at Kennesaw St. 04-28-26
3 vs. Xavier 05-01-26	HITS	0 - 20X Last vs. Duke 05-09-26
3 at Boston College 05-14-26	RUNS SCORED	0 - 23X Last at Boston College 05-16-26
5 vs. Duke 05-10-26	RBI's	0 - 18X Last vs. Duke 05-09-26
1 - 5X Last at Boston College 05-16-26	DOUBLES	0 - 30X Last at Boston College 05-15-26
0 - 35X Last at Boston College 05-16-26	TRIPLES	0 - 35X Last at Boston College 05-16-26
2 at Boston College 05-14-26	HOMERUNS	0 - 28X Last at Boston College 05-16-26
8 at Boston College 05-14-26	TOTAL BASES	0 - 20X Last vs. Duke 05-09-26
3 vs. Florida St. 04-09-26	WALKS	0 - 18X Last vs. Duke 05-10-26
2 - 2X Last at Boston College 05-15-26	STRIKEOUTS	0 - 24X Last at Boston College 05-16-26
2 vs. Stony Brook 02-20-26	STOLEN BASES	0 - 32X Last at Boston College 05-16-26
3 - 2X Last vs. Florida St. 04-09-26	PUTOUTS	0 - 24X Last vs. Duke 05-08-26
0 - 46X Last at Boston College 05-16-26	ASSISTS	0 - 46X Last at Boston College 05-16-26
0 - 46X Last at Boston College 05-16-26	ERRORS	0 - 46X Last at Boston College 05-16-26

#10 SCHMIDT, Kent

HIGH	STAT	LOW
6 - 4X Last at Boston College 05-15-26	PLATE APPEARANCES	3 at Pitt 03-21-26
5 - 4X Last vs. Xavier 05-03-26	AT BATS	1 - 2X Last vs. Duke 05-09-26
4 - 2X Last vs. Xavier 05-03-26	HITS	0 - 16X Last at Boston College 05-14-26
3 - 4X Last vs. Duke 05-10-26	RUNS SCORED	0 - 20X Last at Boston College 05-16-26
4 - 2X Last vs. Duke 05-10-26	RBI's	0 - 19X Last at Boston College 05-14-26
1 - 8X Last at Boston College 05-16-26	DOUBLES	0 - 38X Last at Boston College 05-15-26
0 - 46X Last at Boston College 05-16-26	TRIPLES	0 - 46X Last at Boston College 05-16-26
2 vs. Kennesaw State 04-07-26	HOMERUNS	0 - 41X Last at Boston College 05-16-26
8 vs. Kennesaw State 04-07-26	TOTAL BASES	0 - 16X Last at Boston College 05-14-26
3 vs. Duke 05-09-26	WALKS	0 - 13X Last vs. Xavier 05-03-26
3 vs. NC State 03-27-26	STRIKEOUTS	0 - 21X Last at Boston College 05-16-26
1 - 4X Last at Boston College 05-16-26	STOLEN BASES	0 - 42X Last at Boston College 05-15-26
14 vs. NC State 03-27-26	PUTOUTS	0 - 3X Last vs. West Georgia 03-10-26
2 vs. NC State 03-28-26	ASSISTS	0 - 33X Last at Boston College 05-16-26
1 - 3X Last vs. Xavier 05-01-26	ERRORS	0 - 43X Last at Boston College 05-16-26

PLAYER GAME HIGHS
#34 ROGERS, Drew

HIGH	STAT	LOW
5 - 8X Last at Boston College 05-16-26	PLATE APPEARANCES	1 - 5X Last vs. Duke 05-10-26
5 - 2X Last vs. Xavier 05-03-26	AT BATS	1 - 5X Last vs. Duke 05-10-26
3 vs. Northwestern 03-01-26	HITS	0 - 15X Last vs. Duke 05-10-26
3 vs. Northwestern 03-01-26	RUNS SCORED	0 - 13X Last vs. Duke 05-10-26
6 vs. Stony Brook 02-22-26	RBIs	0 - 18X Last at Boston College 05-16-26
1 - 2X Last vs. Xavier 05-03-26	DOUBLES	0 - 26X Last at Boston College 05-16-26
0 - 28X Last at Boston College 05-16-26	TRIPLES	0 - 28X Last at Boston College 05-16-26
2 vs. Northwestern 03-01-26	HOMERUNS	0 - 23X Last at Boston College 05-16-26
9 vs. Northwestern 03-01-26	TOTAL BASES	0 - 15X Last vs. Duke 05-10-26
2 - 2X Last vs. Stony Brook 02-20-26	WALKS	0 - 23X Last vs. Duke 05-10-26
3 - 2X Last at Kennesaw St. 04-28-26	STRIKEOUTS	0 - 8X Last vs. Duke 05-10-26
0 - 28X Last at Boston College 05-16-26	STOLEN BASES	0 - 28X Last at Boston College 05-16-26
15 vs. Stony Brook 02-20-26	PUTOUTS	0 - 5X Last vs. Duke 05-10-26
4 at Boston College 05-16-26	ASSISTS	0 - 20X Last at Boston College 05-14-26
1 - 4X Last at Boston College 05-16-26	ERRORS	0 - 29X Last at Boston College 05-14-26

#18 GAUDETTE, Caden

HIGH	STAT	LOW
3.1 vs. NC State 03-28-26	IP	0.1 - 2X Last vs. Georgia State 02-24-26
13 vs. NC State 03-28-26	BATTERS FACED	1 - 2X Last vs. Georgia State 02-24-26
4 vs. Xavier 05-01-26	RUNS ALLOWED	0 - 14X Last vs. Mercer 05-12-26
4 vs. Xavier 05-01-26	EARNED RUNS ALLOWED	0 - 14X Last vs. Mercer 05-12-26
5 vs. Xavier 05-01-26	HITS ALLOWED	0 - 11X Last vs. Mercer 05-12-26
3 - 5X Last vs. Mercer 05-12-26	STRIKEOUTS	0 - 8X Last vs. Duke 05-10-26
2 vs. NC State 03-28-26	WALKS ALLOWED	0 - 14X Last vs. Mercer 05-12-26
1 vs. Xavier 05-01-26	DOUBLES ALLOWED	0 - 21X Last vs. Mercer 05-12-26
0 - 22X Last vs. Mercer 05-12-26	TRIPLES ALLOWED	0 - 22X Last vs. Mercer 05-12-26
1 - 5X Last vs. Xavier 05-01-26	HOMERS ALLOWED	0 - 17X Last vs. Mercer 05-12-26
1 vs. Xavier 05-01-26	WILD PITCHES	0 - 21X Last vs. Mercer 05-12-26
1 - 3X Last vs. Duke 05-08-26	HIT BATTERS	0 - 19X Last vs. Mercer 05-12-26
6 vs. NC State 03-28-26	GROUNDOUTS	0 - 10X Last vs. Mercer 05-12-26
3 - 3X Last at North Carolina 04-19-26	FLYOUTS	0 - 11X Last vs. Mercer 05-12-26

PLAYER GAME HIGHS
#32 BARFIELD, Brett

HIGH	STAT	LOW
3 vs. Xavier 05-02-26	IP	0.1 - 2X Last at Auburn 03-17-26
13 vs. Xavier 05-02-26	BATTERS FACED	1 at Clemson 03-14-26
5 vs. Mercer 05-12-26	RUNS ALLOWED	0 - 15X Last vs. Wake Forest 04-24-26
5 vs. Mercer 05-12-26	EARNED RUNS ALLOWED	0 - 15X Last vs. Wake Forest 04-24-26
4 vs. Mercer 05-12-26	HITS ALLOWED	0 - 12X Last vs. Wake Forest 04-24-26
7 vs. Xavier 05-02-26	STRIKEOUTS	0 - 4X Last vs. Auburn 03-31-26
2 at Pitt 03-22-26	WALKS ALLOWED	0 - 13X Last vs. Georgia 04-21-26
1 - 3X Last vs. Mercer 05-12-26	DOUBLES ALLOWED	0 - 17X Last vs. Wake Forest 04-26-26
0 - 20X Last vs. Mercer 05-12-26	TRIPLES ALLOWED	0 - 20X Last vs. Mercer 05-12-26
1 - 2X Last vs. Mercer 05-12-26	HOMERS ALLOWED	0 - 18X Last vs. Xavier 05-02-26
1 vs. Florida St. 04-11-26	WILD PITCHES	0 - 19X Last vs. Mercer 05-12-26
1 vs. Stony Brook 02-20-26	HIT BATTERS	0 - 19X Last vs. Mercer 05-12-26
2 - 2X Last vs. Auburn 03-31-26	GROUNDOUTS	0 - 9X Last at North Carolina 04-17-26
3 vs. Stony Brook 02-20-26	FLYOUTS	0 - 6X Last vs. Georgia Southern 04-14-26

#37 LOY, Dylan

HIGH	STAT	LOW
5.2 vs. Stony Brook 02-21-26	IP	0.2 at North Carolina 04-17-26
22 - 2X Last vs. Virginia Tech 03-07-26	BATTERS FACED	2 at North Carolina 04-17-26
5 - 2X Last at Pitt 03-21-26	RUNS ALLOWED	0 - 9X Last vs. Xavier 05-03-26
5 at Pitt 03-21-26	EARNED RUNS ALLOWED	0 - 9X Last vs. Xavier 05-03-26
9 vs. Northwestern 02-28-26	HITS ALLOWED	0 - 3X Last at North Carolina 04-17-26
6 - 2X Last vs. Stony Brook 02-21-26	STRIKEOUTS	0 at North Carolina 04-17-26
3 at North Carolina 04-18-26	WALKS ALLOWED	0 - 6X Last at North Carolina 04-17-26
1 vs. Northwestern 02-28-26	DOUBLES ALLOWED	0 - 16X Last vs. Mercer 05-12-26
0 - 17X Last vs. Mercer 05-12-26	TRIPLES ALLOWED	0 - 17X Last vs. Mercer 05-12-26
2 - 3X Last vs. Mercer 05-12-26	HOMERS ALLOWED	0 - 11X Last vs. Xavier 05-03-26
1 vs. Virginia Tech 03-07-26	WILD PITCHES	0 - 16X Last vs. Mercer 05-12-26
2 - 2X Last vs. Xavier 05-01-26	HIT BATTERS	0 - 14X Last vs. Mercer 05-12-26
6 vs. Virginia Tech 03-07-26	GROUNDOUTS	0 at Georgia Southern 02-17-26
5 - 2X Last at Clemson 03-13-26	FLYOUTS	0 - 5X Last vs. Mercer 05-12-26

#31 SHADEK, Justin

HIGH	STAT	LOW
4 vs. Northwestern 03-01-26	IP	0.1 vs. Wake Forest 04-25-26
17 vs. Northwestern 03-01-26	BATTERS FACED	2 at Pitt 03-22-26
5 vs. Wake Forest 04-25-26	RUNS ALLOWED	0 - 8X Last at Boston College 05-16-26
5 vs. Wake Forest 04-25-26	EARNED RUNS ALLOWED	0 - 8X Last at Boston College 05-16-26
3 - 3X Last at California 04-04-26	HITS ALLOWED	0 - 5X Last at Boston College 05-16-26
7 vs. Northwestern 03-01-26	STRIKEOUTS	0 - 2X Last at Auburn 03-17-26
2 - 5X Last vs. Wake Forest 04-25-26	WALKS ALLOWED	0 - 5X Last vs. Mercer 05-12-26
2 vs. Northwestern 03-01-26	DOUBLES ALLOWED	0 - 12X Last at Boston College 05-16-26
0 - 16X Last at Boston College 05-16-26	TRIPLES ALLOWED	0 - 16X Last at Boston College 05-16-26
2 vs. Wake Forest 04-25-26	HOMERS ALLOWED	0 - 14X Last at Boston College 05-16-26
1 vs. Stony Brook 02-20-26	WILD PITCHES	0 - 15X Last at Boston College 05-16-26
1 - 3X Last vs. Wake Forest 04-25-26	HIT BATTERS	0 - 13X Last at Boston College 05-16-26
3 at Kennesaw St. 04-28-26	GROUNDOUTS	0 - 8X Last at Boston College 05-16-26
2 - 5X Last at North Carolina 04-17-26	FLYOUTS	0 - 8X Last vs. Mercer 05-12-26

PLAYER GAME HIGHS
#35 LANKIE, Jake

HIGH	STAT	LOW
3 vs. Northwestern 02-28-26	IP	0.1 - 3X Last vs. Xavier 05-02-26
12 - 2X Last at Auburn 03-17-26	BATTERS FACED	1 vs. Auburn 03-31-26
4 - 2X Last vs. Mercer 05-12-26	RUNS ALLOWED	0 - 9X Last vs. Duke 05-09-26
4 - 2X Last vs. Mercer 05-12-26	EARNED RUNS ALLOWED	0 - 11X Last vs. Duke 05-09-26
4 - 2X Last vs. Wake Forest 04-25-26	HITS ALLOWED	0 - 2X Last vs. Florida St. 04-11-26
5 vs. Stony Brook 02-20-26	STRIKEOUTS	0 - 5X Last vs. Xavier 05-02-26
3 vs. Mercer 05-12-26	WALKS ALLOWED	0 - 10X Last vs. Xavier 05-02-26
2 vs. Wake Forest 04-25-26	DOUBLES ALLOWED	0 - 11X Last vs. Mercer 05-12-26
1 vs. Mercer 05-12-26	TRIPLES ALLOWED	0 - 15X Last vs. Duke 05-09-26
2 vs. Wake Forest 04-25-26	HOMERS ALLOWED	0 - 13X Last vs. Mercer 05-12-26
0 - 16X Last vs. Mercer 05-12-26	WILD PITCHES	0 - 16X Last vs. Mercer 05-12-26
1 at Clemson 03-12-26	HIT BATTERS	0 - 15X Last vs. Mercer 05-12-26
3 - 2X Last at Auburn 03-17-26	GROUNDOUTS	0 - 5X Last vs. Wake Forest 04-25-26
2 - 6X Last vs. Mercer 05-12-26	FLYOUTS	0 - 7X Last vs. Xavier 05-02-26

#21 BALLARD, Carson

HIGH	STAT	LOW
6 at Boston College 05-15-26	IP	1 - 5X Last at Kennesaw St. 04-28-26
23 vs. Georgia 04-21-26	BATTERS FACED	3 vs. Stony Brook 02-21-26
4 - 2X Last vs. Georgia 04-21-26	RUNS ALLOWED	0 - 7X Last at Kennesaw St. 04-28-26
4 - 2X Last vs. Georgia 04-21-26	EARNED RUNS ALLOWED	0 - 8X Last at Kennesaw St. 04-28-26
8 vs. Georgia 04-21-26	HITS ALLOWED	0 - 3X Last vs. Auburn 03-31-26
5 - 3X Last vs. Xavier 05-02-26	STRIKEOUTS	0 - 4X Last at Kennesaw St. 04-28-26
2 - 3X Last vs. Xavier 05-02-26	WALKS ALLOWED	0 - 5X Last vs. Duke 05-09-26
1 - 8X Last at Boston College 05-15-26	DOUBLES ALLOWED	0 - 7X Last vs. Duke 05-09-26
0 - 15X Last at Boston College 05-15-26	TRIPLES ALLOWED	0 - 15X Last at Boston College 05-15-26
3 vs. Georgia 04-21-26	HOMERS ALLOWED	0 - 12X Last vs. Duke 05-09-26
1 vs. Georgia State 02-24-26	WILD PITCHES	0 - 14X Last at Boston College 05-15-26
1 - 4X Last vs. Duke 05-09-26	HIT BATTERS	0 - 11X Last at Boston College 05-15-26
9 at Boston College 05-15-26	GROUNDOUTS	0 - 3X Last vs. Auburn 03-31-26
7 - 2X Last vs. Duke 05-09-26	FLYOUTS	0 - 2X Last at Kennesaw St. 04-28-26

#22 MCKEE, Tate

HIGH	STAT	LOW
7.1 vs. NC State 03-27-26	IP	2.1 at North Carolina 04-17-26
29 vs. NC State 03-27-26	BATTERS FACED	15 vs. Virginia Tech 03-06-26
6 - 2X Last vs. Duke 05-08-26	RUNS ALLOWED	0 - 3X Last at Boston College 05-14-26
6 at Pitt 03-20-26	EARNED RUNS ALLOWED	0 - 3X Last at Boston College 05-14-26
7 - 2X Last vs. Duke 05-08-26	HITS ALLOWED	1 - 2X Last at Boston College 05-14-26
14 at Boston College 05-14-26	STRIKEOUTS	3 - 4X Last at North Carolina 04-17-26
5 - 2X Last at Pitt 03-20-26	WALKS ALLOWED	0 vs. Duke 05-08-26
2 - 2X Last at North Carolina 04-17-26	DOUBLES ALLOWED	0 - 11X Last at Boston College 05-14-26
0 - 14X Last at Boston College 05-14-26	TRIPLES ALLOWED	0 - 14X Last at Boston College 05-14-26
3 - 3X Last vs. Duke 05-08-26	HOMERS ALLOWED	0 - 6X Last at Boston College 05-14-26
2 vs. Stony Brook 02-20-26	WILD PITCHES	0 - 9X Last vs. Duke 05-08-26
1 - 5X Last at Boston College 05-14-26	HIT BATTERS	0 - 9X Last vs. Xavier 05-01-26
13 vs. NC State 03-27-26	GROUNDOUTS	1 at North Carolina 04-17-26
5 - 2X Last at Boston College 05-14-26	FLYOUTS	1 vs. Duke 05-08-26

PLAYER GAME HIGHS
#9 LEWIS, Coleman

HIGH	STAT	LOW
4 - 2X Last vs. Northwestern 03-01-26	PLATE APPEARANCES	1 - 4X Last vs. Duke 05-09-26
3 - 5X Last vs. Wake Forest 04-26-26	AT BATS	0 vs. West Georgia 03-10-26
2 vs. Bowling Green 02-14-26	HITS	0 - 7X Last vs. Duke 05-09-26
1 - 6X Last at California 04-02-26	RUNS SCORED	0 - 6X Last vs. Duke 05-09-26
2 vs. Stony Brook 02-22-26	RBI's	0 - 9X Last vs. Duke 05-09-26
0 - 12X Last vs. Duke 05-09-26	DOUBLES	0 - 12X Last vs. Duke 05-09-26
0 - 12X Last vs. Duke 05-09-26	TRIPLES	0 - 12X Last vs. Duke 05-09-26
1 at California 04-02-26	HOMERUNS	0 - 11X Last vs. Duke 05-09-26
4 at California 04-02-26	TOTAL BASES	0 - 7X Last vs. Duke 05-09-26
1 - 4X Last vs. West Georgia 03-10-26	WALKS	0 - 8X Last vs. Duke 05-09-26
3 vs. Wake Forest 04-26-26	STRIKEOUTS	0 - 6X Last vs. Duke 05-09-26
0 - 12X Last vs. Duke 05-09-26	STOLEN BASES	0 - 12X Last vs. Duke 05-09-26
1 vs. Bowling Green 02-14-26	PUTOUTS	0 - 12X Last vs. Duke 05-09-26
0 - 13X Last vs. Duke 05-09-26	ASSISTS	0 - 13X Last vs. Duke 05-09-26
0 - 13X Last vs. Duke 05-09-26	ERRORS	0 - 13X Last vs. Duke 05-09-26

#19 COUPET, Nathanael

HIGH	STAT	LOW
3 - 2X Last vs. Northwestern 02-28-26	PLATE APPEARANCES	1 - 5X Last at California 04-02-26
3 vs. Northwestern 02-28-26	AT BATS	0 vs. NC State 03-29-26
2 vs. Northwestern 02-28-26	HITS	0 - 4X Last at California 04-02-26
2 - 2X Last vs. Northwestern 02-28-26	RUNS SCORED	0 - 5X Last at California 04-02-26
4 vs. Northwestern 02-28-26	RBI's	0 - 4X Last at California 04-02-26
0 - 9X Last at California 04-02-26	DOUBLES	0 - 9X Last at California 04-02-26
0 - 9X Last at California 04-02-26	TRIPLES	0 - 9X Last at California 04-02-26
1 vs. Northwestern 02-28-26	HOMERUNS	0 - 8X Last at California 04-02-26
5 vs. Northwestern 02-28-26	TOTAL BASES	0 - 4X Last at California 04-02-26
1 vs. NC State 03-29-26	WALKS	0 - 8X Last at California 04-02-26
1 - 5X Last at California 04-02-26	STRIKEOUTS	0 - 4X Last vs. NC State 03-29-26
0 - 9X Last at California 04-02-26	STOLEN BASES	0 - 9X Last at California 04-02-26
6 vs. Bowling Green 02-14-26	PUTOUTS	0 - 8X Last vs. Duke 05-09-26
1 at California 04-02-26	ASSISTS	0 - 12X Last vs. Duke 05-09-26
0 - 13X Last vs. Duke 05-09-26	ERRORS	0 - 13X Last vs. Duke 05-09-26

#20 SPIVEY, Caden

HIGH	STAT	LOW
2.2 vs. Mercer 05-12-26	IP	0.1 - 2X Last vs. Georgia Southern 04-14-26
12 vs. Virginia Tech 03-08-26	BATTERS FACED	3 - 5X Last vs. Kennesaw State 04-07-26
3 - 2X Last vs. Georgia Southern 04-14-26	RUNS ALLOWED	0 - 7X Last vs. Mercer 05-12-26
3 - 2X Last vs. Georgia Southern 04-14-26	EARNED RUNS ALLOWED	0 - 7X Last vs. Mercer 05-12-26
5 vs. Virginia Tech 03-08-26	HITS ALLOWED	0 - 5X Last vs. Kennesaw State 04-07-26
3 - 2X Last vs. Virginia Tech 03-08-26	STRIKEOUTS	0 - 2X Last vs. Mercer 05-12-26
4 vs. Stony Brook 02-20-26	WALKS ALLOWED	0 - 6X Last at Kennesaw St. 04-28-26
2 vs. Virginia Tech 03-08-26	DOUBLES ALLOWED	0 - 10X Last vs. Mercer 05-12-26
0 - 13X Last vs. Mercer 05-12-26	TRIPLES ALLOWED	0 - 13X Last vs. Mercer 05-12-26
1 - 2X Last at Kennesaw St. 04-28-26	HOMERS ALLOWED	0 - 11X Last vs. Mercer 05-12-26
1 - 2X Last at Kennesaw St. 04-28-26	WILD PITCHES	0 - 11X Last vs. Mercer 05-12-26
1 - 2X Last at Kennesaw St. 04-28-26	HIT BATTERS	0 - 11X Last vs. Mercer 05-12-26
4 vs. Mercer 05-12-26	GROUNDOUTS	0 - 6X Last vs. Georgia Southern 04-14-26
5 at Kennesaw St. 04-28-26	FLYOUTS	0 - 6X Last vs. Georgia Southern 04-14-26

PLAYER GAME HIGHS

#24 BLAKELY, Jackson

HIGH	STAT	LOW
7 vs. NC State 03-29-26	IP	2 vs. Virginia Tech 03-07-26
25 vs. NC State 03-29-26	BATTERS FACED	10 vs. Virginia Tech 03-07-26
6 at Clemson 03-14-26	RUNS ALLOWED	0 - 6X Last at California 04-04-26
6 at Clemson 03-14-26	EARNED RUNS ALLOWED	0 - 7X Last vs. Duke 05-10-26
7 at Clemson 03-14-26	HITS ALLOWED	2 - 3X Last at California 04-04-26
9 vs. Georgia State 02-24-26	STRIKEOUTS	2 - 2X Last vs. Wake Forest 04-26-26
3 - 2X Last at Boston College 05-16-26	WALKS ALLOWED	0 - 4X Last vs. Xavier 05-03-26
3 at Clemson 03-14-26	DOUBLES ALLOWED	0 - 5X Last vs. Xavier 05-03-26
1 vs. Florida St. 04-11-26	TRIPLES ALLOWED	0 - 12X Last at Boston College 05-16-26
2 - 2X Last vs. Wake Forest 04-26-26	HOMERS ALLOWED	0 - 9X Last at Boston College 05-16-26
1 - 4X Last at Boston College 05-16-26	WILD PITCHES	0 - 9X Last vs. Duke 05-10-26
3 at Clemson 03-14-26	HIT BATTERS	0 - 6X Last at Boston College 05-16-26
7 - 2X Last vs. Florida St. 04-11-26	GROUNDOUTS	1 at North Carolina 04-19-26
10 vs. NC State 03-29-26	FLYOUTS	0 vs. Georgia State 02-24-26

#43 ANGELAKOS, Dimitri

HIGH	STAT	LOW
5 at Georgia St. 03-03-26	IP	1 - 3X Last vs. Georgia Southern 04-14-26
17 at Georgia St. 03-03-26	BATTERS FACED	3 vs. Kennesaw State 04-07-26
4 - 2X Last vs. Xavier 05-03-26	RUNS ALLOWED	0 - 8X Last at Boston College 05-14-26
4 - 2X Last vs. Xavier 05-03-26	EARNED RUNS ALLOWED	0 - 8X Last at Boston College 05-14-26
5 at Auburn 03-17-26	HITS ALLOWED	0 - 2X Last at Boston College 05-14-26
5 at Georgia St. 03-03-26	STRIKEOUTS	0 - 3X Last vs. Kennesaw State 04-07-26
2 at North Carolina 04-18-26	WALKS ALLOWED	0 - 10X Last at Boston College 05-14-26
2 at Auburn 03-17-26	DOUBLES ALLOWED	0 - 8X Last at Boston College 05-14-26
0 - 13X Last at Boston College 05-14-26	TRIPLES ALLOWED	0 - 13X Last at Boston College 05-14-26
2 - 2X Last vs. Xavier 05-03-26	HOMERS ALLOWED	0 - 9X Last at Boston College 05-14-26
1 at California 04-02-26	WILD PITCHES	0 - 12X Last at Boston College 05-14-26
1 - 4X Last vs. Xavier 05-03-26	HIT BATTERS	0 - 9X Last at Boston College 05-14-26
4 - 2X Last at Georgia St. 03-03-26	GROUNDOUTS	0 - 4X Last vs. Wake Forest 04-25-26
6 at Georgia St. 03-03-26	FLYOUTS	0 at Boston College 05-14-26

#49 CAMPBELL, Kayden

HIGH	STAT	LOW
2 vs. Virginia Tech 03-08-26	IP	0 vs. Georgia State 02-24-26
6 - 2X Last vs. Virginia Tech 03-08-26	BATTERS FACED	1 at North Carolina 04-18-26
3 vs. Georgia State 02-24-26	RUNS ALLOWED	0 - 9X Last vs. Xavier 05-03-26
3 vs. Georgia State 02-24-26	EARNED RUNS ALLOWED	0 - 9X Last vs. Xavier 05-03-26
2 - 4X Last vs. Wake Forest 04-25-26	HITS ALLOWED	0 - 7X Last vs. Xavier 05-03-26
4 vs. Virginia Tech 03-08-26	STRIKEOUTS	0 - 6X Last vs. Wake Forest 04-25-26
2 at Clemson 03-14-26	WALKS ALLOWED	0 - 7X Last vs. Duke 05-09-26
2 vs. Stony Brook 02-20-26	DOUBLES ALLOWED	0 - 11X Last vs. Duke 05-09-26
0 - 13X Last vs. Duke 05-09-26	TRIPLES ALLOWED	0 - 13X Last vs. Duke 05-09-26
1 vs. Duke 05-09-26	HOMERS ALLOWED	0 - 12X Last vs. Xavier 05-03-26
0 - 13X Last vs. Duke 05-09-26	WILD PITCHES	0 - 13X Last vs. Duke 05-09-26
1 vs. Georgia State 02-24-26	HIT BATTERS	0 - 12X Last vs. Duke 05-09-26
2 - 2X Last vs. Wake Forest 04-25-26	GROUNDOUTS	0 - 7X Last vs. Duke 05-09-26
2 vs. Stony Brook 02-20-26	FLYOUTS	0 - 6X Last vs. Wake Forest 04-25-26

PLAYER GAME HIGHS
#29 PATEL, Mason

HIGH	STAT	LOW
5 vs. Bowling Green 02-14-26	IP	1 at Kennesaw St. 04-28-26
21 vs. Bowling Green 02-14-26	BATTERS FACED	4 at Kennesaw St. 04-28-26
5 vs. Stony Brook 02-21-26	RUNS ALLOWED	0 - 9X Last at Boston College 05-15-26
5 vs. Stony Brook 02-21-26	EARNED RUNS ALLOWED	0 - 9X Last at Boston College 05-15-26
8 vs. Stony Brook 02-21-26	HITS ALLOWED	0 at Pitt 03-20-26
7 vs. Bowling Green 02-14-26	STRIKEOUTS	0 - 2X Last at Kennesaw St. 04-28-26
2 vs. Bowling Green 02-14-26	WALKS ALLOWED	0 - 5X Last at Boston College 05-15-26
3 vs. Stony Brook 02-21-26	DOUBLES ALLOWED	0 - 7X Last at Boston College 05-15-26
0 - 12X Last at Boston College 05-15-26	TRIPLES ALLOWED	0 - 12X Last at Boston College 05-15-26
0 - 12X Last at Boston College 05-15-26	HOMERS ALLOWED	0 - 12X Last at Boston College 05-15-26
0 - 12X Last at Boston College 05-15-26	WILD PITCHES	0 - 12X Last at Boston College 05-15-26
1 vs. Florida St. 04-09-26	HIT BATTERS	0 - 11X Last at Boston College 05-15-26
6 at North Carolina 04-19-26	GROUNDOUTS	0 at Kennesaw St. 04-28-26
5 - 3X Last vs. Duke 05-08-26	FLYOUTS	0 at Clemson 03-13-26

#15 UNDERWOOD, Cooper

HIGH	STAT	LOW
5 vs. Wake Forest 04-25-26	IP	0 at Clemson 03-14-26
17 vs. Wake Forest 04-25-26	BATTERS FACED	1 at Clemson 03-14-26
4 - 2X Last vs. Georgia Southern 04-14-26	RUNS ALLOWED	0 - 5X Last at Boston College 05-16-26
4 - 2X Last vs. Georgia Southern 04-14-26	EARNED RUNS ALLOWED	0 - 5X Last at Boston College 05-16-26
4 - 2X Last vs. Auburn 03-31-26	HITS ALLOWED	0 - 4X Last at Boston College 05-16-26
7 vs. Wake Forest 04-25-26	STRIKEOUTS	0 - 3X Last at Boston College 05-16-26
3 vs. Virginia Tech 03-08-26	WALKS ALLOWED	0 - 4X Last vs. Duke 05-10-26
2 - 2X Last vs. Georgia Southern 04-14-26	DOUBLES ALLOWED	0 - 6X Last at Boston College 05-16-26
0 - 11X Last at Boston College 05-16-26	TRIPLES ALLOWED	0 - 11X Last at Boston College 05-16-26
1 - 3X Last vs. Xavier 05-02-26	HOMERS ALLOWED	0 - 8X Last at Boston College 05-16-26
0 - 11X Last at Boston College 05-16-26	WILD PITCHES	0 - 11X Last at Boston College 05-16-26
2 vs. Northwestern 03-01-26	HIT BATTERS	0 - 7X Last at Boston College 05-16-26
5 - 2X Last vs. Wake Forest 04-25-26	GROUNDOUTS	0 - 4X Last vs. Xavier 05-02-26
5 vs. Virginia Tech 03-08-26	FLYOUTS	0 - 3X Last vs. Georgia Southern 04-14-26

#14 BROWN, Cade

HIGH	STAT	LOW
4 vs. Bowling Green 02-14-26	PLATE APPEARANCES	1 - 3X Last vs. Kennesaw State 04-07-26
3 vs. Stony Brook 02-22-26	AT BATS	1 - 4X Last vs. Kennesaw State 04-07-26
1 - 3X Last vs. West Georgia 03-10-26	HITS	0 - 4X Last vs. Kennesaw State 04-07-26
1 - 3X Last vs. Virginia Tech 03-06-26	RUNS SCORED	0 - 4X Last vs. Kennesaw State 04-07-26
1 vs. Bowling Green 02-14-26	RBIs	0 - 6X Last vs. Kennesaw State 04-07-26
0 - 7X Last vs. Kennesaw State 04-07-26	DOUBLES	0 - 7X Last vs. Kennesaw State 04-07-26
0 - 7X Last vs. Kennesaw State 04-07-26	TRIPLES	0 - 7X Last vs. Kennesaw State 04-07-26
0 - 7X Last vs. Kennesaw State 04-07-26	HOMERUNS	0 - 7X Last vs. Kennesaw State 04-07-26
1 - 3X Last vs. West Georgia 03-10-26	TOTAL BASES	0 - 4X Last vs. Kennesaw State 04-07-26
2 vs. Bowling Green 02-14-26	WALKS	0 - 6X Last vs. Kennesaw State 04-07-26
2 at Georgia Southern 02-17-26	STRIKEOUTS	0 - 4X Last at California 04-02-26
0 - 7X Last vs. Kennesaw State 04-07-26	STOLEN BASES	0 - 7X Last vs. Kennesaw State 04-07-26
4 vs. Stony Brook 02-22-26	PUTOUTS	0 - 5X Last vs. Duke 05-09-26
1 - 2X Last at California 04-02-26	ASSISTS	0 - 8X Last vs. Duke 05-09-26
2 vs. Stony Brook 02-22-26	ERRORS	0 - 9X Last vs. Duke 05-09-26

PLAYER GAME HIGHS
#16 WILLCOX, Charlie

HIGH	STAT	LOW
2 - 3X Last vs. West Georgia 03-10-26	IP	0.2 at North Carolina 04-18-26
12 - 2X Last vs. Stony Brook 02-22-26	BATTERS FACED	3 - 2X Last at California 04-03-26
4 at Pitt 03-21-26	RUNS ALLOWED	0 - 4X Last at California 04-03-26
4 at Pitt 03-21-26	EARNED RUNS ALLOWED	0 - 4X Last at California 04-03-26
5 vs. Bowling Green 02-13-26	HITS ALLOWED	0 - 3X Last at California 04-03-26
3 vs. West Georgia 03-10-26	STRIKEOUTS	0 - 3X Last vs. Kennesaw State 04-07-26
3 at North Carolina 04-18-26	WALKS ALLOWED	0 - 5X Last at California 04-03-26
1 - 5X Last at North Carolina 04-18-26	DOUBLES ALLOWED	0 - 5X Last at California 04-03-26
0 - 10X Last at North Carolina 04-18-26	TRIPLES ALLOWED	0 - 10X Last at North Carolina 04-18-26
1 at Pitt 03-21-26	HOMERS ALLOWED	0 - 9X Last at North Carolina 04-18-26
1 at Georgia St. 03-03-26	WILD PITCHES	0 - 9X Last at North Carolina 04-18-26
2 - 2X Last vs. Kennesaw State 04-07-26	HIT BATTERS	0 - 8X Last at North Carolina 04-18-26
4 - 2X Last at Georgia St. 03-03-26	GROUNDOUTS	0 - 3X Last at North Carolina 04-18-26
2 - 2X Last vs. Kennesaw State 04-07-26	FLYOUTS	0 at Clemson 03-14-26

#99 BUURSEMA, Porter

HIGH	STAT	LOW
4 - 2X Last vs. Florida St. 04-10-26	IP	0 vs. Virginia Tech 03-08-26
16 vs. Florida St. 04-10-26	BATTERS FACED	2 vs. Virginia Tech 03-08-26
7 at North Carolina 04-18-26	RUNS ALLOWED	0 - 4X Last vs. West Georgia 03-10-26
7 at North Carolina 04-18-26	EARNED RUNS ALLOWED	0 - 5X Last at California 04-03-26
5 vs. NC State 03-28-26	HITS ALLOWED	0 - 4X Last at Pitt 03-21-26
7 vs. Florida St. 04-10-26	STRIKEOUTS	0 vs. Virginia Tech 03-08-26
4 - 2X Last at North Carolina 04-18-26	WALKS ALLOWED	1 - 5X Last vs. Florida St. 04-10-26
1 - 3X Last at California 04-03-26	DOUBLES ALLOWED	0 - 7X Last at North Carolina 04-18-26
0 - 10X Last at North Carolina 04-18-26	TRIPLES ALLOWED	0 - 10X Last at North Carolina 04-18-26
1 - 2X Last at North Carolina 04-18-26	HOMERS ALLOWED	0 - 8X Last at California 04-03-26
2 at North Carolina 04-18-26	WILD PITCHES	0 - 7X Last vs. Florida St. 04-10-26
0 - 10X Last at North Carolina 04-18-26	HIT BATTERS	0 - 10X Last at North Carolina 04-18-26
4 vs. Florida St. 04-10-26	GROUNDOUTS	0 - 2X Last vs. Virginia Tech 03-08-26
3 at California 04-03-26	FLYOUTS	0 - 4X Last vs. West Georgia 03-10-26

#26 VICENS, James

HIGH	STAT	LOW
1.2 at Kennesaw St. 04-28-26	IP	0 at Clemson 03-14-26
11 at Kennesaw St. 04-28-26	BATTERS FACED	1 - 3X Last at North Carolina 04-17-26
4 at Kennesaw St. 04-28-26	RUNS ALLOWED	0 - 5X Last at North Carolina 04-17-26
4 at Kennesaw St. 04-28-26	EARNED RUNS ALLOWED	0 - 6X Last at North Carolina 04-17-26
3 vs. Georgia State 02-24-26	HITS ALLOWED	0 - 7X Last at North Carolina 04-17-26
3 vs. Kennesaw State 04-07-26	STRIKEOUTS	0 at Clemson 03-14-26
3 at Kennesaw St. 04-28-26	WALKS ALLOWED	0 - 4X Last at North Carolina 04-17-26
0 - 9X Last at Kennesaw St. 04-28-26	DOUBLES ALLOWED	0 - 9X Last at Kennesaw St. 04-28-26
0 - 9X Last at Kennesaw St. 04-28-26	TRIPLES ALLOWED	0 - 9X Last at Kennesaw St. 04-28-26
1 at Kennesaw St. 04-28-26	HOMERS ALLOWED	0 - 8X Last at North Carolina 04-17-26
1 - 2X Last at Kennesaw St. 04-28-26	WILD PITCHES	0 - 7X Last at North Carolina 04-17-26
1 at Kennesaw St. 04-28-26	HIT BATTERS	0 - 8X Last at North Carolina 04-17-26
1 - 2X Last at Kennesaw St. 04-28-26	GROUNDOUTS	0 - 7X Last at North Carolina 04-17-26
3 at Kennesaw St. 04-28-26	FLYOUTS	0 - 6X Last at North Carolina 04-17-26

PLAYER GAME HIGHS
#55 MCKELVEY, Adam

HIGH	STAT	LOW
1.1 vs. Stony Brook 02-20-26	IP	0 at Clemson 03-14-26
9 at Pitt 03-20-26	BATTERS FACED	1 at Clemson 03-14-26
3 at Pitt 03-20-26	RUNS ALLOWED	0 - 4X Last vs. West Georgia 03-10-26
3 at Pitt 03-20-26	EARNED RUNS ALLOWED	0 - 4X Last vs. West Georgia 03-10-26
2 - 2X Last at California 04-02-26	HITS ALLOWED	0 - 4X Last at Clemson 03-14-26
3 vs. Bowling Green 02-14-26	STRIKEOUTS	0 - 2X Last at North Carolina 04-18-26
3 at Pitt 03-20-26	WALKS ALLOWED	0 - 4X Last at North Carolina 04-18-26
1 vs. Bowling Green 02-14-26	DOUBLES ALLOWED	0 - 7X Last at North Carolina 04-18-26
0 - 8X Last at North Carolina 04-18-26	TRIPLES ALLOWED	0 - 8X Last at North Carolina 04-18-26
1 - 2X Last at North Carolina 04-18-26	HOMERS ALLOWED	0 - 6X Last at California 04-02-26
0 - 8X Last at North Carolina 04-18-26	WILD PITCHES	0 - 8X Last at North Carolina 04-18-26
1 at Pitt 03-20-26	HIT BATTERS	0 - 7X Last at North Carolina 04-18-26
1 at North Carolina 04-18-26	GROUNDOUTS	0 - 7X Last at California 04-02-26
2 - 2X Last at California 04-02-26	FLYOUTS	0 - 2X Last at Clemson 03-14-26

#0 DEE, Michael

HIGH	STAT	LOW
2 - 2X Last vs. Stony Brook 02-22-26	PLATE APPEARANCES	1 at Georgia Southern 02-17-26
2 vs. Bowling Green 02-14-26	AT BATS	1 - 2X Last vs. Stony Brook 02-22-26
1 - 2X Last vs. Stony Brook 02-22-26	HITS	0 at Georgia Southern 02-17-26
1 - 3X Last vs. Stony Brook 02-22-26	RUNS SCORED	1 - 3X Last vs. Stony Brook 02-22-26
1 vs. Stony Brook 02-22-26	RBI's	0 - 2X Last at Georgia Southern 02-17-26
0 - 3X Last vs. Stony Brook 02-22-26	DOUBLES	0 - 3X Last vs. Stony Brook 02-22-26
0 - 3X Last vs. Stony Brook 02-22-26	TRIPLES	0 - 3X Last vs. Stony Brook 02-22-26
0 - 3X Last vs. Stony Brook 02-22-26	HOMERUNS	0 - 3X Last vs. Stony Brook 02-22-26
1 - 2X Last vs. Stony Brook 02-22-26	TOTAL BASES	0 at Georgia Southern 02-17-26
1 vs. Stony Brook 02-22-26	WALKS	0 - 2X Last at Georgia Southern 02-17-26
1 - 2X Last at Georgia Southern 02-17-26	STRIKEOUTS	0 vs. Stony Brook 02-22-26
0 - 3X Last vs. Stony Brook 02-22-26	STOLEN BASES	0 - 3X Last vs. Stony Brook 02-22-26
2 vs. Stony Brook 02-20-26	PUTOUTS	0 - 6X Last vs. Duke 05-09-26
2 vs. Stony Brook 02-22-26	ASSISTS	0 - 6X Last vs. Duke 05-09-26
0 - 7X Last vs. Duke 05-09-26	ERRORS	0 - 7X Last vs. Duke 05-09-26

#5 STEPHENSON, Dominic

HIGH	STAT	LOW
2 - 2X Last vs. Stony Brook 02-22-26	PLATE APPEARANCES	1 - 2X Last vs. Virginia Tech 03-06-26
2 vs. Stony Brook 02-22-26	AT BATS	0 vs. Virginia Tech 03-06-26
2 vs. Stony Brook 02-22-26	HITS	0 - 3X Last vs. Virginia Tech 03-06-26
1 - 2X Last vs. Stony Brook 02-22-26	RUNS SCORED	0 - 2X Last vs. Virginia Tech 03-06-26
3 vs. Stony Brook 02-22-26	RBI's	0 - 3X Last vs. Virginia Tech 03-06-26
0 - 4X Last vs. Virginia Tech 03-06-26	DOUBLES	0 - 4X Last vs. Virginia Tech 03-06-26
1 vs. Stony Brook 02-22-26	TRIPLES	0 - 3X Last vs. Virginia Tech 03-06-26
0 - 4X Last vs. Virginia Tech 03-06-26	HOMERUNS	0 - 4X Last vs. Virginia Tech 03-06-26
4 vs. Stony Brook 02-22-26	TOTAL BASES	0 - 3X Last vs. Virginia Tech 03-06-26
1 vs. Virginia Tech 03-06-26	WALKS	0 - 3X Last vs. Stony Brook 02-22-26
1 - 2X Last at Georgia Southern 02-17-26	STRIKEOUTS	0 - 2X Last vs. Virginia Tech 03-06-26
0 - 4X Last vs. Virginia Tech 03-06-26	STOLEN BASES	0 - 4X Last vs. Virginia Tech 03-06-26
3 - 2X Last at Georgia Southern 02-17-26	PUTOUTS	0 - 2X Last vs. Duke 05-08-26
0 - 5X Last vs. Duke 05-08-26	ASSISTS	0 - 5X Last vs. Duke 05-08-26
0 - 5X Last vs. Duke 05-08-26	ERRORS	0 - 5X Last vs. Duke 05-08-26

PLAYER GAME HIGHS
#39 NEISES, Tyler


HIGH	STAT	LOW
3 vs. Bowling Green 02-14-26	PLATE APPEARANCES	1 - 2X Last vs. Duke 05-09-26
2 vs. Bowling Green 02-14-26	AT BATS	0 vs. Duke 05-09-26
1 - 2X Last at Georgia Southern 02-17-26	HITS	0 vs. Duke 05-09-26
2 vs. Bowling Green 02-14-26	RUNS SCORED	0 - 2X Last vs. Duke 05-09-26
0 - 3X Last vs. Duke 05-09-26	RBI's	0 - 3X Last vs. Duke 05-09-26
0 - 3X Last vs. Duke 05-09-26	DOUBLES	0 - 3X Last vs. Duke 05-09-26
0 - 3X Last vs. Duke 05-09-26	TRIPLES	0 - 3X Last vs. Duke 05-09-26
0 - 3X Last vs. Duke 05-09-26	HOMERUNS	0 - 3X Last vs. Duke 05-09-26
1 - 2X Last at Georgia Southern 02-17-26	TOTAL BASES	0 vs. Duke 05-09-26
1 - 2X Last vs. Duke 05-09-26	WALKS	0 at Georgia Southern 02-17-26
1 vs. Bowling Green 02-14-26	STRIKEOUTS	0 - 2X Last vs. Duke 05-09-26
0 - 3X Last vs. Duke 05-09-26	STOLEN BASES	0 - 3X Last vs. Duke 05-09-26
2 at Georgia Southern 02-17-26	PUTOUTS	0 - 3X Last vs. Duke 05-09-26
0 - 4X Last vs. Duke 05-09-26	ASSISTS	0 - 4X Last vs. Duke 05-09-26
0 - 4X Last vs. Duke 05-09-26	ERRORS	0 - 4X Last vs. Duke 05-09-26

#41 HARTWELL, Judson

HIGH	STAT	LOW
2 - 2X Last vs. Stony Brook 02-22-26	PLATE APPEARANCES	1 at Georgia Southern 02-17-26
2 vs. Stony Brook 02-22-26	AT BATS	1 - 2X Last at Georgia Southern 02-17-26
1 - 2X Last at Georgia Southern 02-17-26	HITS	0 vs. Stony Brook 02-22-26
2 vs. Bowling Green 02-14-26	RUNS SCORED	0 - 2X Last vs. Stony Brook 02-22-26
1 at Georgia Southern 02-17-26	RBI's	0 - 2X Last vs. Stony Brook 02-22-26
0 - 3X Last vs. Stony Brook 02-22-26	DOUBLES	0 - 3X Last vs. Stony Brook 02-22-26
0 - 3X Last vs. Stony Brook 02-22-26	TRIPLES	0 - 3X Last vs. Stony Brook 02-22-26
0 - 3X Last vs. Stony Brook 02-22-26	HOMERUNS	0 - 3X Last vs. Stony Brook 02-22-26
1 - 2X Last at Georgia Southern 02-17-26	TOTAL BASES	0 vs. Stony Brook 02-22-26
1 vs. Bowling Green 02-14-26	WALKS	0 - 2X Last vs. Stony Brook 02-22-26
0 - 3X Last vs. Stony Brook 02-22-26	STRIKEOUTS	0 - 3X Last vs. Stony Brook 02-22-26
0 - 3X Last vs. Stony Brook 02-22-26	STOLEN BASES	0 - 3X Last vs. Stony Brook 02-22-26
1 vs. Bowling Green 02-14-26	PUTOUTS	0 - 3X Last at California 04-02-26
0 - 4X Last at California 04-02-26	ASSISTS	0 - 4X Last at California 04-02-26
0 - 4X Last at California 04-02-26	ERRORS	0 - 4X Last at California 04-02-26



TV/RADIO ROSTER



#0

MICHAEL DEEINF • R/R • 6-2 • 174 • Fr.
Stone Mountain, Ga. (St. Pius X)


#1

PARKER BROSIOUSOF • R/L • 6-1 • 200 • Sr.
Suwanee, Ga. (Lambert HS)

#2

JARREN ADVINCULAINF • L/R • 6-2 • 195 • Jr.
Santa Clara, Calif. (Cal)

#3

CARSON KERCEINF • R/R • 5-11 • 200 • Jr.
Marietta, Ga. (Pope HS)

#4

ALEX HERNANDEZRHP/UTL • R/R • 6-2 • 210 • So.
Cumming, Ga. (Forsyth Central)

#5

DOMINIC STEPHENSONC/OF • R/R • 6-0 • 208 • Fr.
Marietta, Ga. (Harrison HS)

#6

CALEB DANIELOF • L/R • 6-0 • 188 • So.
Cartersville, Ga. (Cartersville HS)

#7

WILL BAKERINF • L/R • 6-0 • 197 • So.
Upper Coomera, Queensland, Australia

#8

DREW BURRESSOF • R/R • 5-9 • 185 • Jr.
Houston County, Ga. (Houston Co. HS)


#9

COLEMAN LEWISOF • L/R • 6-1 • 220 • Fr.
Lake Park, Ga. (Lowndes HS)


#10

KENT SCHMIDTINF • L/R • 6-0 • 225 • Jr.
Marietta, Ga. (Georgia Southern)

#11

RYAN ZUCKERMANINF • R/R • 6-4 • 230 • Jr.
Yardley, Pa. (Pitt)

#14

CADE BROWNOF/INF • R/R • 6-1 • 210 • So.
Lilburn, Ga. (Georgia)


#15

COOPER UNDERWOODLHP • L/L • 6-1 • 190 • Fr.
Acworth, Ga. (Allatoona HS)


#16

CHARLIE WILLCOXRHP • S/R • 6-3 • 218 • Fr.
Santa Rosa Beach, Fla. (South Walton HS)

#18

CADEN GAUDETTERHP • R/R • 6-0 • 207 • R-Jr.
Alpharetta, Ga. (Milton HS)

#19

NATHANAEL COUPETC/INF • R/R • 6-0 • 218 • R-So.
Boynton Beach, Fl. (North Broward Prep)


#20

CADEN SPIVEYRHP • R/R • 6-2 • 193 • Sr.
Vidalia, Ga. (Notre Dame)

#21

CARSON BALLARDRHP • R/R • 6-1 • 195 • R-Jr.
Alpharetta, Ga. (Wesleyan HS)


#22

TATE MCKEERHP • R/R • 6-3 • 210 • Jr.
Kennesaw, Ga. (Mount Paran Christian)

#24

JACKSON BLAKELYRHP • R/R • 6-0 • 220 • So.
Thomaston Ga. (Upton-Lee HS)


#25

VAHN LACKEYC/INF • R/R • 6-2 • 215 • Jr.
Suwanee, Ga. (Collins Hill HS)

#26

JAMIE VICENSRHP • R/R • 6-5 • 202 • Fr.
Atlanta, Ga. (Marist School)


#29

MASON PATELRHP • R/R • 6-1 • 208 • Gr.
Knoxville, Tenn. (Georgia State)


#31

JUSTIN SHADEKRHP • R/R • 6-6 • 235 • R-So.
Kinnelon, N.J. (Rutgers)

#32

BRETT BARFIELDLHP • L/L • 6-1 • 215 • Sr.
Cumming, Ga. (Florida St.)

#34

DREW ROGERSC • R/R • 6-1 • 220 • So.
Tempe, Ariz. (Hamilton HS)


#35

JAKE LANKIERHP • R/R • 6-2 • 191 • R-So.
Alpharetta, Ga. (Georgia)


#37

DYLAN LOYLHP • L/L • 6-0 • 208 • Jr.
Pigeon Forge, Tenn. (Tennessee)

#39

TYLER NEISESOF • L/R • 6-3 • 225 • Jr.
Dalton, Ga. (Dalton HS)

#41

JUDSON HARTWELLINF • R/R • 6-3 • 215 • Fr.
Watkinsville, Ga. (Prince Ave. Christian)


#43

DIMITRI ANGELAKOSRHP • R/R • 6-1 • 214 • R-Fr.
Woodstock, Ga. (Etowah HS)


#49

KAYDEN CAMPBELLLHP • R/L • 6-2 • 205 • Jr.
Cincinnati, Ohio (Louisville)

#54

RILEY HASENSTABRHP • R/R • 6-2 • 218 • R-Fr.
Duluth, Ga. (Duluth HS)

#55

ADAM MCKELVEYLHP • L/L • 6-3 • 229 • So.
Roswell, Ga. (Roswell HS)

#99

PORTER BUURSEMARHP • R/R • 6-1 • 198 • Jr.
Woodstock, Ga. (Georgia Southern)


#13

JAMES RAMSEYHead Coach (1st Season)
8th year at Tech

#77

MATT TAYLORPitching Coach/Recruiting Coord.
3rd Season


#27

SCOTT STRICKLINAssistant Coach (1st Season)
7th Year at Tech


#48

JOSH SCHULMAN

Assistant Coach (2nd Season)



#55

JASON RICHMANDirector of Pitching
3rd Season

#55

TREY YUNGERDirector of Operations
1st Season