



GEORGIA SOUTHERN BASEBALL

15 NCAA REGIONALS - 13 CONFERENCE CHAMPIONSHIPS - 2 COLLEGE WORLD SERIES
1962 NAIA NATIONAL CHAMPIONS - 117 MLB DRAFT PICKS - 5 FIRST ROUND DRAFT PICKS

GAME 36

APRIL 14th
RUSS CHANDLER STADIUM
ATLANTA, GA.

2026 SCHEDULE

	12-23	5-10	8-12	3-11	1-0
	W-L	SBC	HOME	AWAY	N
Fri 2/13	W	WV	WEST VIRGINIA		L, 3-15
Sat 2/14	W	WV	WEST VIRGINIA		L, 10-11
Sun 2/15	W	WV	WEST VIRGINIA		L, 2-5
Tues 2/17	W	GT	GEORGIA TECH		L, 1-25
Fri 2/20	W	UF	AT SOUTH FLORIDA		L, 7-9
Sat 2/21	W	UF	AT SOUTH FLORIDA		L, 4-29 (7)
Sun 2/22	W	UF	AT SOUTH FLORIDA		L, 3-4
Tue 2/24	W	KS	KENNESAW STATE		L, 5-7
Sat 2/28	W	USC	USC UPSTATE		W, 4-3
Sat 2/28	W	USC	USC UPSTATE		L, 2-8
Sun 3/1	W	USC	USC UPSTATE		W, 9-8
Wed 3/4	W	CI	AT CITADEL		L, 1-7
Fri 3/6	W	TEN	TENNESSEE TECH		L, 2-5
Sat 3/7	W	TEN	TENNESSEE TECH		W, 14-4 (7)
Sun 3/8	W	TEN	TENNESSEE TECH		W, 11-6
Tues 3/10	W	C	vs CLEMSON ^		W, 6-1
Fri 3/13	W	JMU	AT JAMES MADISON	SBC	L, 6-14
Sat 3/14	W	JMU	AT JAMES MADISON	SBC	L, 2-3
Sun 3/15	W	JMU	AT JAMES MADISON	SBC	L, 6-12
Tues 3/17	W	KS	AT KENNESAW STATE		L, 6-16 (7)
Fri 3/20	W	MAR	MARSHALL	SBC	L, 16-17 (14)
Sat 3/21	W	MAR	MARSHALL	SBC	L, 5-13
Sun 3/22	W	MAR	MARSHALL	SBC	W, 18-12
Tues 3/24	W	CSU	AT CHARLESTON SOUTHERN		L, 8-14
Wed 3/25	W	CH	AT CHARLESTON		W, 5-2
Fri 3/27	W	T	TROY	SBC	W, 4-3
Sat 3/28	W	T	TROY	SBC	W, 10-0 (8)
Sun 3/29	W	T	TROY	SBC	L, 5-11
Tues 3/31	W	NF	AT NORTH FLORIDA		L, 2-3
Thur 4/2	W	TS	AT TEXAS STATE	SBC	L, 5-8
Fri 4/3	W	TS	AT TEXAS STATE	SBC	L, 5-15 (8)
Fri 4/3	W	TS	AT TEXAS STATE	SBC	W, 9-8
Fri 4/10	W	SA	SOUTH ALABAMA	SBC	W, 5-3
Sat 4/11	W	SA	SOUTH ALABAMA	SBC	L, 5-13
Sun 4/12	W	SA	SOUTH ALABAMA	SBC	L, 12-13
Tues 4/14	W	GT	AT GEORGIA TECH		6 PM
Fri 4/17	W	OD	AT OLD DOMINION	SBC	TBD
Sat 4/18	W	OD	AT OLD DOMINION	SBC	TBD
Sun 4/19	W	OD	AT OLD DOMINION	SBC	TBD
Wed 4/22	W	CI	CITADEL		6 PM
Fri 4/24	W	AS	AT APP STATE	SBC	TBD
Sat 4/25	W	AS	AT APP STATE	SBC	TBD
Sun 4/26	W	AS	AT APP STATE	SBC	TBD
Tues 4/28	W	CS	CHARLESTON SOUTHERN		6 PM
Wed 4/29	W	M	AT MERCER		6 PM
Fri 5/1	W	CC	COASTAL CAROLINA	SBC	6:30 PM
Sat 5/2	W	CC	COASTAL CAROLINA	SBC	2 PM
Sun 5/3	W	CC	COASTAL CAROLINA	SBC	1 PM
Wed 5/6	W	M	MERCER		6 PM
Fri 5/8	W	GS	GEORGIA STATE	SBC	6:30 PM
Sat 5/9	W	GS	GEORGIA STATE	SBC	2 PM
Sun 5/10	W	GS	GEORGIA STATE	SBC	1 PM
Tues 5/12	W	CH	CHARLESTON		6 PM
Thurs 5/14	W	SM	AT SOUTHERN MISS	SBC	TBD
Fri 5/15	W	SM	AT SOUTHERN MISS	SBC	TBD
Sat 5/16	W	SM	AT SOUTHERN MISS	SBC	TBD

SUN BELT CONFERENCE CHAMPIONSHIPS

GEORGIA SOUTHERN EAGLES



12-23, 5-10 SUN BELT

Head Coach: Rodney Hennon (976-681-1, 895-643 GS - 27th)

AVERAGE	POWER	ERA
Bryson Trammell .377 (43/114)	James McCoy .602 SLG (15 2B, 6 HR)	Brady Pendley 4.75 ERA, 45 K

#2 GEORGIA TECH YELLOW JACKETS



30-5, 15-3 ACC

Head Coach: James Ramsey (30-5 GT - 1st)

AVERAGE	POWER	ERA
Jarren Advincula .422 (62/147)	Vahn Lackey .789 SLG (10 2B, 12 HR)	Jackson Blakely 2.34 ERA, 38 K

GAME INFO, STREAMING, & STARTERS

TUESDAY 6 PM




LHP Will Robbins (0-1, 7.11 ERA)
LHP Cooper Underwood (1-0, 8.25 ERA)

SERIES HISTORY

GS Record vs. Georgia Tech	32-112
Last Meeting	2/17/2026, L 1-25
Streak	L8
Record Since Joining SBC	2-19
Record Under Hennon	12-63

LAST GAME'S LINEUP



BY THE NUMBERS

A	GT	S	SB
1	.359	AVERAGE	.285
1	.630	SLUGGING	.424
1	.477	ON-BASE	.383
1	393	RUNS	219
1	73	HOME RUNS	32
2	240	WALKS	150
15	28-33	STOLEN BASES	37-46
2	4.11	ERA	8.75
6	.238	B/AVG.	.320
10	326	STRIKEOUTS	275
5	136	WALKS ALLOWED	169
4	.976	FIELDING PCT.	.968

THIS SERIES

> Southern's last win of the series came in February of 2022, with their last win in Atlanta coming in 2013.

> The last bout between the two in Statesboro was the largest margin of defeat in series history and tied for the largest home loss as well.

> Four of the last five contests have been decided by three or fewer runs.

LAST TIME OUT

> The Eagles fell just short to to South Alabama in the series finale on Sunday, 12-13. After trailing by as many as eight, the Eagles scored seven unanswered in the final three innings, but could not muster home the tying run on third base.

STORYLINES

MUST BE CHRISTMAN

Freshman Brady Christman exploded at the plate last weekend against South Alabama, going for six hits (.545 BA), eight RBIs and a 1.364 SLG. He had a homer in every game of the series, including one to walk it off Friday night.

DOUBLE TROUBLE

The duo of James McCoy and Bryson Trammell have the most doubles in the Sun Belt for a pair with their 28. McCoy is second with his 15, while Trammell is tied for 5th with 13.

WHAM TRAM

Brison Trammell had a career weekend at the dish against South Alabama, mashing seven hits (.583 BA) with five runs and RBIs. He also had a double and homer to slug for .917 in the three games.

2025 IN SUMMARY

SBC Final Placing	9th
Final Streak	L2
Longest Win Streak	W6 (3/18-3/28)
Longest Loss Streak	L5 (5/10-5/17)
Overall Series (3 game, single opp.)	7-7
Home Series	5-3
Away Series	2-4
Sweeps	3
Last Five	1-4
Last 10	3-7
Series Openers	6-8
Series Finales	9-5
Record on Weekends	14-11
Record on Weekdays	16-20
Record in Day Games (before 6 PM)	16-14
Record in Night Games (6 PM and later)	12-17
Vs. Top 25	0-5

QUICK FACTS

ATHLETICS COMMUNICATIONS

Baseball SID / Ath. Comms. GA	Jace Aymond
Email	ja25774-sw@georgiasouthern.edu
Cell	(318) 359-6933
Website	GSEagles.com

Senior Associate AD	Bryan Johnston
Director of Communications	Chad Jackson
Athletics Comms. Coordinator	Aaron Socha
Athletics Comms. GA	Caitlyn Griffin
Dir. Creative & Digital Strategy	Whitney Haworth
Visual Content Director	AJ Henderson
Office Phone	(912) 478-1233
Mailing Address	651 Fair Road

UNIVERSITY INFORMATION

Location	Statesboro, Ga.
Founded	1906
Enrollment	24,701
President	Dr. Kyle Marrero
Director of Athletics	Chris Davis
Faculty Advisor	Davis Hendrickson
SWA	Brandy Clouse
Ticket Office Phone	(912) GSU-WINS

ATHLETICS INFORMATION

Nickname	Eagles
Colors	Navy Blue and White
Affiliation	NCAA Division I
Conference	Sun Belt Conference
Website	GSEagles.com

PROGRAM HISTORY

First Season	1930
Years of Baseball	83
All-Time Record	2358-1580-8
All-Time Sun Belt Record	159-123
Sun Belt Tournament Record	15-13
NCAA Tournament Appearances	15
NCAA Tournament Record	20-17

LAST THREE GAMES

Sunday, April 12th	Saturday, April 11th	Friday, April 10th
Despite Scoring 7 Unanswered, Eagles Fall Late	Eagles Fall in Home Run Fest	Christman's Walk-Off Homer Give Eagles Win
		
R H E	R H E	R H E
13 14 0	13 13 1	3 8 1
12 16 0	5 9 2	5 8 3

BROADCASTING INFORMATION

TV: ESPN+
Play-by-Play:
Color:
Sideline:
RADIO: GEORGIA SOUTHERN SPORTS NETWORK
Host/Voice of the Eagles: Danny Reed
Color:
Stations: 94.9 FM (TBR), 1370 AM (Jesup), and the Varsity app

LIVE STATS
 StatBroadcast
 GSstats.com
MEDIA CENTER
 Notes, Media Guide, and more




MORE NOTES

PEN TO PAPER

Entering in with just one away and to Jaguars in scoring position, Brady Pendley struck out the first two batters he faced to get out the inning and cleared the path for the Eagles to win in walk-off fashion on Friday night.

FREAKO

In the series finale against South Alabama, Nico Senese had his first three-hit game since March 8th, and included a solo homer, just his second on the season.

NEW DIGS

The Eagles are finishing construction on their new \$10 million baseball-only Steverson Family Building. The facility will include new locker rooms, coaching offices, team rooms, state-of-the-art pitching labs and batting cages. Fans can also enjoy games at J.I. with new premium seating options for the start of the season.

WILL HE? YES, HE WILL.

Senior Will Robbins made his first start in over 1,000 days against the Ospreys and had one of his best performances. He went a career-long four innings of scoreless ball, also striking out a career high five batters on the night.

STATSBORO LEGEND

Head Coach Rodney Hennon starts the 2026 campaign for the 27th season at the helm. He is tied for eighth longest-tenured active coach in DI and eleventh in career wins among active DI coaches. He sits just five wins away from his 900th at GS and 24 from his career 1000th.

FOLLOW ME ON... TWITTER? X? WHO KNOWS...

You can stay up to date with Georgia Southern Baseball through Twitter (@GSAthletics_BSB), Instagram (@GSAthletics_BSB), and Facebook (Georgia Southern Baseball). You can also check out GSEagles.com for updates on all of Georgia Southern Athletics.

NEXT UP



AT OLD DOMINION
 April 17-19th
 TV: ESPN+
 Radio: The Varsity Network
 Ellmer Family Baseball Complex
 Norfolk, Va.



PITCHERS (21)

#	NAME	POS	B/T	HT	WT	YR	HOMETOWN	HIGH SCHOOL/PREV.
00	Dayson Griffis	RHP/INF	R/R	6-0	205	Fr.	Baxley, Ga.	Appling County HS
2	John Davis	OF/LHP	L/L	5-10	180	Fr.	Tifton, Ga.	Tift County HS
6	Craig Kalkbrenner	RHP	R/R	6-0	180	So.	Kennesaw, Ga.	Harrison HS / Mercer
9	James McCoy	OF/RHP	S/R	6-4	220	R-Sr.	Port St. Joe, Fla.	Wesleyan School / Kentucky
15	Dixon Adams	RHP	R/R	6-4	208	Fr.	Murfreesboro, Tenn.	Battle Ground Academy
17	Jax Lewis	RHP	R/R	6-0	165	R-So.	Belville, Ga.	Pinewood Christian Academy/TCU
22	Bradley Ferrell	RHP	L/R	6-3	200	So.	La Porte, Ind.	South Central Sr. HS / Kentucky
23	Will Holder	RHP	R/R	6-2	190	Fr.	Appling, Ga.	Harlem HS
24	Alex Mason	RHP	R/R	6-3	210	So.	Hazlehurst, Ga.	Jeff Davis HS
26	Jansen Kenty	LHP	L/L	6-0	195	R-So.	Newnan, Ga.	East Coweta HS/Alabama
27	Daniel Hartley	RHP	R/R	6-0	175	Jr.	Auburndale, Fla.	Lakeland Christian HS / State College of Fla.
28	Chase Davis	LHP	L/L	6-2	218	So.	Tallahassee, Fla.	Leon HS / South Alabama
30	Thomas Burke	LHP	L/L	6-5	215	So.	Monroe, Ga.	Walnut Grove HS
31	Will Robbins	LHP	L/L	5-11	205	R-Sr.	Cumming, Ga.	Forsyth Central HS
32	Carter DeGondea	LHP	L/L	6-1	205	R-Jr.	Raymore, Mo.	Raymore-Peculiar/State Fair CC
35	Holden Wade	LHP	S/L	5-11	185	R-Jr.	Tampa, Fla.	Sickles HS / Pasco-Hernando State Col.
41	Ethan Garrett	RHP	R/R	6-1	160	Fr.	Marietta, Ga.	Pope HS
45	Connor Fugate	RHP	L/R	6-3	210	Jr.	Paintsville, Ky.	Paintsville HS / Wabash Valley CC
46	Bruce Yawn	RHP	R/R	6-1	210	Fr.	Statesboro, Ga.	Statesboro HS
47	Jayden White	RHP	R/R	5-11	193	R-Fr.	Pembroke, Ga.	Savannah Christian Prep
99	Brady Pendley	RHP	R/R	6-1	195	Sr.	Dalton, Ga.	Dalton HS

CATCHERS (4)

#	NAME	POS	B/T	HT	WT	YR	HOMETOWN	HIGH SCHOOL/PREV.
5	Brady Christman	C/OF	R/R	6-0	210	Fr.	Forsyth, Ga.	Mary Persons HS
12	Bennett Edwards	C/OF	L/R	6-1	185	Fr.	Laurens, S.C.	Laurens District 55 HS
25	Sammy Leis	C	R/R	6-1	195	R-So.	Cumming, Ga.	Denmark HS/Alabama
29	Sean White	C	R/R	6-1	220	R-Sr.	Peachtree City, Ga.	Starrs Mill HS

INFIELDERS (11)

#	NAME	POS	B/T	HT	WT	YR	HOMETOWN	HIGH SCHOOL/PREV.
00	Dayson Griffis	RHP/INF/R	R/R	6-0	205	Fr.	Baxley, Ga.	Appling County HS
3	Frank Wells	INF	R/R	5-9	185	Fr.	Inlet Beach, Fla.	South Walton HS
4	Jack Myers	INF	R/R	5-11	177	So.	Marietta, Ga.	Pope HS
8	Grant Jordan	INF	R/R	5-10	180	Jr.	St. Petersburg, Fla.	St. Jesuit HS / Pasco-Hernando State Col.
14	Kaden Thompson	OF/1B	L/R	6-2	205	Fr.	Flowery Branch, Ga.	Cherokee Bluff HS
18	Max Prozny	OF/MIF	R/R	5-8	183	R-Fr.	Peachtree City, Ga.	Starrs Mill HS / Virginia
19	Nico Senese	INF	R/R	6-3	195	R-Jr.	Senoia, Ga.	East Coweta HS / Georgia Tech
29	Sean White	C	R/R	6-1	220	R-Sr.	Peachtree City, Ga.	Starrs Mill HS
33	Chance Sobry	INF	S/R	6-3	225	Fr.	Dexter, Mi.	Dexter HS
40	Lukas Farris	OF/1B	R/L	6-5	230	Jr.	Acworth, Ga.	North Cobb Christian HS / Georgia
43	Kade Kisz	INF	R/R	6-2	200	Fr.	Woodstock, Ga.	Blessed Trinity Catholic HS

OUTFIELDERS (11)

#	NAME	POS	B/T	HT	WT	YR	HOMETOWN	HIGH SCHOOL/PREV.
2	John Davis	OF/LHP	L/L	5-10	180	Fr.	Tifton, Ga.	Tift County HS
5	Brady Christman	C/OF	R/R	6-0	210	Fr.	Forsyth, Ga.	Mary Persons HS
7	Bryson Trammell	OF	L/R	6-4	220	R-Sr.	Knoxville, Ten.	Bearden/Cleveland State CC
9	James McCoy	OF/RHP	S/R	6-4	220	R-Sr.	Port St. Joe, Fla.	Wesleyan School / Kentucky
11	Mason Gazaway	OF	L/L	6-1	183	Fr.	Marietta, Ga.	Marietta HS
12	Bennett Edwards	C/OF	L/R	6-1	185	Fr.	Laurens, S.C.	Laurens District 55 HS
14	Kaden Thompson	OF/1B	L/R	6-2	205	Fr.	Flowery Branch, Ga.	Cherokee Bluff HS
16	Jonathan Jaime	OF	L/L	6-0	200	Sr.	Snellville, Ga.	Brookwood HS
18	Max Prozny	OF/MIF	R/R	5-8	183	R-Fr.	Peachtree City, Ga.	Starrs Mill HS / Virginia
21	Carter Blankinship	OF	R/R	5-11	195	Fr.	Tega Cay, S.C.	Fort Mill HS
40	Lukas Farris	OF/1B	R/L	6-5	230	Jr.	Acworth, Ga.	North Cobb Christian HS / Georgia

PRONOUNCIATIONS

5	Brady CRISST-man	25	Sammy LEASE
6	Craig CAULK-bren-er	26	JAN-sin KEN-tee
7	Bryson TRAM-ull	32	Carter dih-GON-dee-uh
11	Mason GAZ-uh-way	33	Chance SOH-bree
16	Jonathan JAY-mee	43	Kade KIZZ
18	Max PROZ-nee	45	Connor FEW-gate

NUMERICAL ROSTER

#	NAME	POS	B/T	HT	WT	YR
00	Dayson Griffis	RHP/INF	R/R	6-0	205	Fr.
2	John Davis	OF/LHP	L/L	5-10	180	Fr.
3	Frank Wells	INF	R/R	5-9	185	Fr.
4	Jack Myers	INF	R/R	5-11	177	So.
5	Brady Christman	C/OF	R/R	6-0	210	Fr.
6	Craig Kalkbrenner	RHP	R/R	6-0	180	So.
7	Bryson Trammell	OF	L/R	6-4	220	R-Sr.
8	Grant Jordan	INF	R/R	5-10	180	Jr.
9	James McCoy	OF/RHP	S/R	6-4	220	R-Sr.
11	Mason Gazaway	OF	L/L	6-1	183	Fr.
12	Bennett Edwards	C/OF	L/R	6-1	185	Fr.
14	Kaden Thompson	OF/1B	L/R	6-2	205	Fr.
15	Dixon Adams	RHP	R/R	6-4	208	Fr.
16	Jonathan Jaime	OF	L/L	6-0	200	Sr.
17	Jax Lewis	RHP	R/R	6-0	165	R-So.
18	Max Prozny	OF/MIF	R/R	5-8	183	R-Fr.
19	Nico Senese	MIF	R/R	6-3	195	R-Jr.
21	Carter Blankinship	OF	R/R	5-11	195	Fr.
22	Bradley Ferrell	RHP	L/R	6-3	200	So.
23	Will Holder	RHP	R/R	6-2	190	Fr.
24	Alex Mason	RHP	R/R	6-3	210	So.
25	Sammy Leis	C	R/R	6-1	195	R-So.
26	Jansen Kenty	LHP	L/L	6-0	195	R-So.
27	Daniel Hartley	RHP	R/R	6-0	175	Jr.
28	Chase Davis	LHP	L/L	6-2	218	So.
29	Sean White	C	R/R	6-1	220	R-Sr.
30	Thomas Burke	LHP	L/L	6-5	215	So.
31	Will Robbins	LHP	L/L	5-11	205	R-Sr.
32	Carter DeGondea	LHP	L/L	6-1	205	R-Jr.
33	Chance Sobry	INF	S/R	6-3	225	Fr.
35	Holden Wade	LHP	S/L	5-11	185	R-Jr.
40	Lukas Farris	OF/1B	R/L	6-5	230	Jr.
41	Ethan Garrett	RHP	R/R	6-1	160	Fr.
43	Kade Kisz	INF	R/R	6-2	200	Fr.
45	Connor Fugate	RHP	L/R	6-3	210	Jr.
46	Bruce Yawn	RHP	R/R	6-1	210	Fr.
47	Jayden White	RHP	R/R	5-11	193	R-Fr.
99	Brady Pendley	RHP	R/R	6-1	195	Sr.

COACHING STAFF

Head Coach	Rodney Hennon (WCU, '93)	(27th season)
Asst. Coach/Pitching	Jason Beverlin (WCU, '94)	(3rd season)
Asst. Coach/Hitting	Cody Wofford (WKU, '16)	(4th season)
Asst. Coach	Josh Minjarez (UTA, '20)	(4th season)
Dir. BSB Ops/Player Dev.	Tyler Owens (GS, '21)	(5th season)
Grad. Asst.	Sam Blancato/Christopher Armstrong (GS, '24)	
Hennon coaches 3B / Minjarez coaches 1B		
Beverlin will make mound visits / Hennon will make pitching changes		

SUPPORT STAFF

S&C Coach	Hunter Lakey (Elon, '23)	(3rd season)
Athletic Trainer	Sam Monaco (SCAR)	(3rd season)
Sports Nutritionist	Rebekah Leger	(4th season)
Student Equipment	Bradley Johnson	(5th season)
Sports Psychologist	Dr. Megan Byrd (UK)	
Marketing Contact	Lucas Cody (APP, '25)	(1st season)
Social Media	AC Buchanan (AUB, '25)	(1st Season)
Sport Info. Director	Jace Aymond (MC, '24)	(2nd season)



WEEKLY AWARDS

Feb. 17	Player: Lane Walton (ASU) Pitcher: Kyle Froehlich (TSU)
Feb. 24	Player: Joey Urban (USM) Pitcher: Jesus Tovar (TXST)
Mar. 3rd	Player: Joey Urban (USM) Pitcher: Andrew Hermann (UL)
Mar. 10th	Player: James McCoy (GS) Pitcher: Graydon Harris (USM)
Mar. 17th	Player: Jimmy Janicki (TROY) Pitcher: Drew Harlow (MAR)
Mar. 24th	Player: Rashawn Galloway (TXST) Pitcher: Michael Caruso (GSU)
Mar. 31st	Player: Derek Martinez (ASU) Pitcher: Darin Horn (CCU)
Apr. 7th	Player: Ethan Farris (TXST) Pitcher: Will Bartkoski (GSU)
Apr. 14th	Player: Jaquae Stewart (TXST) Pitcher: Bryce Blevins (MAR)

CONFERENCE STANDINGS

TEAM NAME	CONFERENCE		OVERALL		H	A	N	STRK	RPI
	W-L	PCT	W-L	PCT					
 COASTAL CAROLINA	13-2	.867	26-9	.743	14-4	11-3	1-2	L1	9
 TEXAS STATE	9-6	.600	24-12	.667	18-6	3-6	3-0	L2	38
 SOUTHERN MISS	8-7	.533	25-11	.694	13-5	8-6	4-0	L2	14
 SOUTH ALABAMA	8-7	.533	21-15	.583	12-6	8-8	1-0	W2	77
 ULM	8-7	.533	20-17	.541	12-7	8-10		L1	143
 TROY	8-7	.533	18-18	.500	9-6	8-11	1-1	W2	56
 MARSHALL	8-7	.533	16-18	.471	10-7	6-7	0-4	W1	168
 ARKANSAS STATE	7-8	.467	21-14	.600	14-5	7-9		W1	49
 APP STATE	7-8	.467	19-15	.559	8-9	6-6	5-0	W1	134
 GEORGIA STATE	7-8	.467	18-19	.486	12-10	6-9		W3	108
 LOUISIANA	6-9	.400	21-15	.583	16-7	5-8		W2	41
 JAMES MADISON	6-9	.400	16-18	.471	11-5	2-13	2-1	L3	120
 OLD DOMINION	5-10	.333	16-19	.457	10-11	6-8		L1	154
 GEORGIA SOUTHERN	5-10	.333	12-23	.343	8-12	3-11	1-0	L2	172

1-6 miss play-in (above gold), 7-10 are in play-in (b/w gold and red), 11-14 miss SBC Tournament (below red)
SBC Tournament starts Tues., May 20, 7 vs. 10, 8 vs. 9 | On Wed., lowest remaining seed vs. #1, next-lowest seed vs. #2

PRESEASON HONORS

Preseason Player of the Year	Blake Cavill, TROY
Preseason Pitcher of the Year	Cameron Flukey, CCU
Preseason All-Sun Belt Team	
Starting Pitcher	Cameron Flukey, CCU
Starting Pitcher	Hayden Johnson, CCU
Starting Pitcher	Colby Allen, USM
Relief Pitcher	Ryan Lynch, CCU
Catcher	Tucker Stockman, USM
First Base	Blake Cavill, TROY
Second Base	Joseph Zamora, APP
Shortstop	Patrick Engskov, ASU
Third Base	Chase Mora, TSU
Outfield	Ashton Quiller, ASU
Outfield	Dean Mihos, CCU
Outfield	Ben Higdon, USM
Designated Hitter	Kameron Miller, APP
Utility	Jimmy Janicki, TROY

POSTSEASON HONORS (2025)

Player of the Year Nick Monistere, Southern Miss (Jr., 2B – Brandon, Miss.)	All-Sun Belt First Team P Cameron Flukey, Coastal Carolina (So., RHP – Egg Harbor Township, N.J.) P Jacob Morrison, Coastal Carolina (RS So., RHP – Flushing, Mich.) P JB Middleton, Southern Miss (Jr., RHP – Yazoo City, Miss.) RP Colby Allen, Southern Miss (Jr., RHP – Louisville, Miss.) C Caden Bodine, Coastal Carolina (Jr., C – Haddon Heights, N.J.) 1B Blake Cavill, Troy (Sr., 1B – Sydney, Australia) 2B Nick Monistere, Southern Miss (Jr., 2B – Brandon, Miss.) SS Tyler Lichtenberger, App State (Fr., SS – Boca Raton, Fla.) 3B Jesse Donohoe, Georgia State (Sr., 3B – Columbus, Ga.)
Pitcher of the Year Jacob Morrison, Coastal Carolina (RS So., RHP – Flushing, Mich.)	OF Josh Tate, Georgia Southern (Jr., OF – Peachtree City, Ga.) OF Conor Higgs, Louisiana (RS Sr., OF – Texas City, Texas) OF Carson Paetow, Southern Miss (Sr., OF – VanCleave, Miss.) DH Kameron Miller, App State (So., DH – Harrisburg, N.C.) UT Austin Eaton, Texas State (RS Sr., UT – Frisco, Texas)
Newcomer of the Year Kaleb Freeman, Georgia State (Sr., 2B – Flowery Branch, Ga.)	
Freshman of the Year Tyler Lichtenberger, App State (Fr., SS – Boca Raton, Fla.)	
Tony Robichaux Leadership Award Carson Paetow, Southern Miss (Sr., OF – VanCleave, Miss.)	
Ron Maestri Coach of the Year Kevin Schnall, Coastal Carolina	All-Sun Belt Second Team P Griffin Miller, Marshall (So., RHP – Madison, W.Va.) P Mitchell Heer, South Alabama (Sr., RHP – Acworth, Ga.) P Garrett Gainous, Troy (Sr., RHP – Cairo, Ga.) RP Dominick Carbone, Coastal Carolina (So., LHP – Rocky Point, N.Y.) C Brooks Bryan, Troy (Jr., C – Opelika, Ala.) 1B Matthew Russo, Southern Miss (Jr., 1B – Madisonville, La.) 2B Kaleb Freeman, Georgia State (Sr., 2B – Flowery Branch, Ga.) SS Ozzie Pratt, Southern Miss (Sr., SS – Alesville, Miss.) 3B Chase Mora, Texas State (Jr., 3B – Tomball, Texas)
	OF Sean Smith, Georgia Southern (Sr., OF – Moss Point, Miss.) OF Isaiah Walker, ULM (Sr., OF – Houston, Texas) OF Jake Cook, Southern Miss (RS So., OF – Madison, Miss.) DH Caleb Stelly, Louisiana (Jr., DH – Baton Rouge, La.) UT Tyler Figueroa, App State (So., UT – Colonie, N.Y.)



DAYSON GRIFFIS

RHP/INF | 6-0 | 205 | R/R | FRESHMAN
BAXLEY, GA. | APPLING COUNTY HS

SEASON STATISTICS

0-1	16.20	8-1	8.1	4	11	.400	
W-L	ERA	G-GS	SV	IP	BB	SO	AVG

CAREER STATS

Year	ERA	W-L	G/GS	CG	SHO	SV	IP	H	R	ER	BB	SO	2B	3B	HR	AVG	WP	HP	BK	SFA	SHA
------	-----	-----	------	----	-----	----	----	---	---	----	----	----	----	----	----	-----	----	----	----	-----	-----

GAME LOG

Game	Dec.	IP	H	R	ER	BB	K
WV (2/13)		1.1	1	3	3	3	1
GT (2/17)		1.1	3	2	2	0	0
KSU (2/24)	L	2.0	3	4	4	0	5
USCU (2/28)		1.0	1	0	0	1	2
TNTC (3/8)		0.2	1	0	0	0	1
JMU (3/15)		1.0	2	2	2	0	0
MAR (3/22)		0.1	3	4	4	0	1
CSU (3/24)		0.2	0	0	0	0	0

CAREER HIGHS

Innings (High)	2.0	vs Kennesaw State (2/24/2026)
Innings (Low)	0.1	vs Marshall (3/22/2026)
Runs (High)	4 (2x)	vs Marshall (3/22/2026)
Runs (Low)	0 (3x)	Recent: at Charleston Southern (3/24/2026)
Walks (High)	3	vs. West Virginia (2/13/2026)
Walks (Low)	0 (6x)	Recent: at Charleston Southern (3/24/2026)
Strikeouts (High)	5	vs Kennesaw State (2/24/2026)
Strikeouts (Low)	0 (3x)	Recent: at Charleston Southern (3/24/2026)

QUICK HITS

-- Rated as the number 25 overall third baseman in the country and number one in the state of Georgia by Perfect Game

-- 2022-2024 Region 3-2A Pitcher of the Year



CRAIG KALKBRENNER

RHP | 6-0 | 180 | R/R | SOPHOMORE
KENNESAW, GA. | HARRISON HS / MERCER

SEASON STATISTICS

1-2	6.67	17-0	27.1	5	14	.339	
W-L	ERA	G-GS	SV	IP	BB	SO	AVG

CAREER STATS

Year	ERA	W-L	G/GS	CG	SHO	SV	IP	H	R	ER	BB	SO	2B	3B	HR	AVG	WP	HP	BK	SFA	SHA
2025	Freshman (MER)	5.17	1-2	29/1	0	0	0	31.1	24	19	18	28	18	5	0	.216	2	7	0	3	2
CAREER	TOTAL	5.17	1-2	29/1	0	0	0	31.1	24	19	18	28	18	5	0	.216	2	7	0	3	2

GAME LOG

Game	Dec.	IP	H	R	ER	BB	K
CLEM (3/10)		2.2	1	0	0	1	1
JMU (3/14)		0.2	2	1	1	1	0
KSU (3/17)		2.0	3	3	3	2	3
MAR (3/20)		2.1	2	0	0	0	2
MAR (3/22)		1.0	5	3	2	0	0
CofC (3/25)		1.1	5	2	2	0	0
TROY (3/27)		4.0	1	0	0	0	1
TROY (3/29)		0.2	0	0	0	0	1
UNF (3/31)		1.2	2	0	0	0	2
TXST (4/3)	L	3.0	3	4	4	0	1
USA (4/10)		3.1	6	1	1	0	1

CAREER HIGHS

Innings (High)	4.0	vs Troy (3/27/2026)
Innings (Low)	0.0 (2x)	Recent: vs Tennessee Tech (3/16/25)
Runs (High)	4 (3x)	Recent: at Texas State (4/2/2026)
Runs (Low)	0 (24x)	Recent: at North Florida (3/31/2026)
Walks (High)	3	at Wofford (5/3/25)
Walks (Low)	0 (24x)	Recent: vs. South Alabama (04/10/2026)
Strikeouts (High)	3 (3x)	Recent: at Kennesaw State (3/17/2026)
Strikeouts (Low)	0 (20x)	Recent: at Charleston (3/25/2026)

QUICK HITS

-- Had the most appearances by a pitcher for Mercer in 2025 with his 26 on the year

-- Did not allow an earned run in his first 4.2 innings of his career

-- Had nine separate outings of an inning or more without allowing an earned run in 2025

--2024 Second Team All-State member by Atlanta Journal Constitution


GAME LOG

Game	Dec.	IP	H	R	ER	BB	K
WV (2/14)		1.0	2	1	1	1	0
USA (4/12)		1.0	1	0	0	1	0

CAREER HIGHS

Innings (High)	2.0 (4x)	Recent: vs. Texas (4/13/25)
Innings (Low)	0.0	at West Virginia (6/1/25)
Runs (High)	2	at Vanderbilt (5/16/25)
Runs (Low)	0 (18x)	Recent: vs. South Alabama (04/12/2026)
Walks (High)	2	vs Murray State (3/18/25)
Walks (Low)	0 (18x)	Recent: at West Virginia (6/1/25)
Strikeouts (High)	2	at Louisville (4/8/25)
Strikeouts (Low)	0 (11x)	Recent: vs. South Alabama (04/12/2026)

QUICK HITS

-- Made 79 starts across his sophomore and junior seasons in Lexington

-- Was named to the 2025 Clemson All-Regional Team

-- Ranked in the top 500 nationally by both Perfect Game (No. 366) and Prep Baseball Report (No. 452)

JAMES MCCOY

OF/RHP | 6-4 | 220 | S/R | REDSHIRT SENIOR
PORT ST JOE, FLA. | WESLEYAN SCHOOL / KENTUCKY

SEASON STATISTICS

	4.50	2-0		2.0	2		.375
W-L	ERA	G-GS	SV	IP	BB	SO	AVG

CAREER STATS

Year	ERA	W-L	G/GS	CG	SHO	SV	IP	H	R	ER	BB	SO	2B	3B	HR	AVG	WP	HP	BK	SFA	SHA	
2025	R-Junior (UK)	2.45	1-2	13/0	0	0	3	14.2	15	4	4	3	2	0	0	2	.254	1	0	0	1	0
2024	R-Sophomore(UK)	0.00	0-0	6/0	0	0	1	4.0	4	1	0	1	4	2	0	0	.222	0	1	0	0	0
2023	R-Freshman (UK)	0.00	0-0	2/0	0	0	0	2.0	2	0	0	7	5	0	0	.250	0	0	0	0	0	0
CAREER	TOTAL	1.39	1-2	21/0	0	0	4	20.2	21	5	4	13	7	0	2	.247	1	1	0	1	0	


GAME LOG

Game	Dec.	IP	H	R	ER	BB	K
KSU (3/17)		0.2	0	0	0	1	0
MAR (3/21)		1.2	1	0	0	1	1
CSU (3/24)		0.0	3	1	1	0	0

CAREER HIGHS

Innings (High)	1.2	vs. Marshall (3/21/2026)
Innings (Low)	0.0	at Charleston Southern (3/24/2026)
Runs (High)	1	at Charleston Southern (3/24/2026)
Runs (Low)	0 (2x)	Recent: vs. Marshall (3/21/2026)
Walks (High)	1 (2x)	Recent: vs. Marshall (3/21/2026)
Walks (Low)	0	at Charleston Southern (3/24/2026)
Strikeouts (High)	1	vs. Marshall (3/21/2026)
Strikeouts (Low)	0 (2x)	Recent: at Charleston Southern (3/24/2026)

QUICK HITS

-- Rated as the number 118 overall and number 41 right handed pitcher in the state of Tennessee

-- 2024-2025 TSSAA First Team All-District

-- Held a 1.1 ERA his senior year

DIXON ADAMS

RHP | 6-4 | 208 | R/R | FRESHMAN
MURFREESBORO, TENN. | BATTLE GROUND ACADEMY

SEASON STATISTICS

	3.86	3-0		2.1	2	1	.364
W-L	ERA	G-GS	SV	IP	BB	SO	AVG

CAREER STATS

Year	ERA	W-L	G/GS	CG	SHO	SV	IP	H	R	ER	BB	SO	2B	3B	HR	AVG	WP	HP	BK	SFA	SHA
------	-----	-----	------	----	-----	----	----	---	---	----	----	----	----	----	----	-----	----	----	----	-----	-----



JAX LEWIS

RHP | 6-0 | 165 | R/R | REDSHIRT SOPHOMORE
BELVILLE, GA. | PINWOOD CHRISTIAN ACAD. / TCU

SEASON STATISTICS

	11.42	14-0	1	17.1	12	13	.370
W-L	ERA	G-GS	SV	IP	BB	SO	AVG

CAREER STATS

Year	ERA	W-L	G/GS	CG	SHO	SV	IP	H	R	ER	BB	SO	2B	3B	HR	AVG	WP	HP	BK	SFA	SHA	
2025	R-Freshman	7.38	2-4	17/5	0	0	1	42.2	56	35	35	18	31	9	3	5	.326	1	4	0	1	2
CAREER	TOTAL	7.38	2-4	17/5	0	0	1	42.2	56	35	35	18	31	9	3	5	.326	1	4	0	1	22

GAME LOG

Game	Dec.	IP	H	R	ER	BB	K
KSU (2/24)		2.0	1	0	0	0	3
USCU (3/1)		1.0	3	3	3	1	0
TNTC (3/8)		0.2	2	2	2	2	1
JMU (3/15)		0.2	3	2	2	0	0
MAR (3/21)		1.0	2	2	1	1	0
CSU (3/24)		3.2	3	0	0	1	3
TROY (3/28)		3.0	1	0	0	1	1
UNF (3/31)		0.1	0	1	1	3	0
TXST (4/2)		0.1	0	0	0	0	1
TXST (4/3)	S	0.1	0	0	0	0	0
USA (4/11)		2.1	7	7	6	0	2

CAREER HIGHS

Innings (High)	6.0	vs. Brown (3/8/25)
Innings (Low)	0.0 (2x)	Recent: at South Florida (2/21/2026)
Runs (High)	7 (2x)	Recent: vs. South Alabama (04/11/2026)
Runs (Low)	0 (10x)	Recent: at Texas State (4/3/2026)
Walks (High)	5	at South Alabama (4/5/25)
Walks (Low)	0 (15x)	Recent: vs. South Alabama (04/11/2026)
Strikeouts (High)	6	at Campbell (2/28/25)
Strikeouts (Low)	0 (10x)	Recent: at Texas State (4/3/2026)

QUICK HITS

- Made the third-most (17) appearances on the year with five starts
- In his first collegiate appearance, threw three innings of scoreless ball against Western Carolina on 2/14 with three strikeouts on Opening Day
- Punched out a career high six batters against Campbell on 2/28
- Spent one season at TCU his freshman, but did not play due to injury



BRADLEY FERRELL

RHP | 6-3 | 200 | R/R | SOPHOMORE
LA PORTE, IND. | SOUTH CENTRAL SR HS / KENTUCKY

SEASON STATISTICS

	99.0	1-0		0.0	2		.000
W-L	ERA	G-GS	SV	IP	BB	SO	AVG

CAREER STATS

Year	ERA	W-L	G/GS	CG	SHO	SV	IP	H	R	ER	BB	SO	2B	3B	HR	AVG	WP	HP	BK	SFA	SHA
2025	Freshman (KY)	9.00	0-0	1/0	0	0	1.0	2	1	1	0	0	1	0	0	.500	0	0	0	0	0
CAREER	TOTAL	9.00	0-0	1/0	0	0	1.0	2	1	1	0	0	1	0	0	.500	0	0	0	0	0

GAME LOG

Game	Dec.	IP	H	R	ER	BB	K
TROY (3/29)		0.0	0	2	2	2	0

CAREER HIGHS

Innings (High)	1.0	vs. Hofstra (3/1/2025)
Innings (Low)	0.0	vs. Troy (3/29/2026)
Runs (High)	2	vs. Troy (3/29/2026)
Runs (Low)	1	vs. Hofstra (3/1/2025)
Walks (High)	2	vs. Troy (3/29/2026)
Walks (Low)	0	vs. Hofstra (3/1/2025)
Strikeouts (High)		
Strikeouts (Low)	0 (2x)	Recent: vs. Troy (3/29/2026)

QUICK HITS

- Made one appearance for the Wildcats in 2025
- Rated as the number 71 overall right handed pitcher in the country by Perfect Game in 2024
- Named All-State in 2022 and 2023, three-time all-conference and 2022 county Player of the Year
- 2024 Perfect Game Preseason All-American...2022 and 2023 Preseason Perfect Game Underclass All-American



WILL HOLDER

RHP | 6-2 | 190 | R/R | FRESHMAN
APPLING, GA. / HARLEM HS

SEASON STATISTICS

1-3	6.69	10-8		36.2	13	28	.292
W-L	ERA	G-GS	SV	IP	BB	SO	AVG

CAREER STATS

Year	ERA	W-L	G/GS	CG	SHO	SV	IP	H	R	ER	BB	SO	2B	3B	HR	AVG	WP	HP	BK	SFA	SHA
------	-----	-----	------	----	-----	----	----	---	---	----	----	----	----	----	----	-----	----	----	----	-----	-----

GAME LOG

Game	Dec.	IP	H	R	ER	BB	K
WV (2/14)	L	1.2	1	2	2	3	3
GT (2/17)	L	1.2	3	3	3	1	4
USF (2/22)		6.1	4	2	2	0	2
USCU (3/1)		3.0	5	4	4	2	2
TNTC (3/8)	W	5.0	5	2	2	1	4
JMU (3/14)	L	2.1	4	1	1	1	3
MAR (3/22)		4.0	4	3	3	1	1
TROY (3/27)		4.0	8	3	3	0	4
TXST (4/2)		4.1	6	5	5	1	3
USA (4/10)		4.0	2	2	2	4	2

CAREER HIGHS

Innings (High)	6.1	at South Florida (2/22/2026)
Innings (Low)	1.2 (2x)	Recent: vs Georgia Tech (2/17/2026)
Runs (High)	5	at Texas State (4/2/2026)
Runs (Low)	1	at James Madison (3/14/2026)
Walks (High)	4	vs. South Alabama (04/10/2026)
Walks (Low)	0 (2x)	Recent: vs Troy (3/27/2026)
Strikeouts (High)	4 (3x)	Recent: vs Troy (3/27/2026)
Strikeouts (Low)	1	vs. Marshall (3/22/2026)

QUICK HITS

- Rated as the number 76 right handed pitcher in the state of Georgia by Perfect Game
- 2024 Region 4-3A Pitcher of the Year
- Threw 65 innings in 2023 as a sophomore with just an 0.75 ERA and 85 strikeouts



ALEX MASON

RHP | 6-3 | 210 | R/R | SOPHOMORE
HAZLEHURST, GA. / JEFF DAVIS HS

SEASON STATISTICS

2-2	8.42	13-5		31.0	14	26	.299
W-L	ERA	G-GS	SV	IP	BB	SO	AVG

CAREER STATS

Year	ERA	W-L	G/GS	CG	SHO	SV	IP	H	R	ER	BB	SO	2B	3B	HR	AVG	WP	HP	BK	SFA	SHA
2025	Freshman	3.37	0-0	3/0	0	0	2.2	4	1	1	2	4	1	0	0	.333	0	0	0	0	0
CAREER	TOTAL	3.37	0-0	3/0	0	0	2.2	4	1	1	2	4	1	0	0	.333	0	0	0	0	0

GAME LOG

Game	Dec.	IP	H	R	ER	BB	K
USF (2/21)		1.0	3	5	5	1	0
USCU (3/1)	W	2.0	1	0	0	1	2
CIT (3/4)		1.2	1	2	0	1	2
TNTC (3/8)		1.0	1	0	0	0	0
CLEM (3/10)	W	2.1	3	0	0	1	2
JMU (3/15)		3.0	0	1	1	1	3
MAR (3/21)	L	2.1	5	5	5	1	2
CofC (3/25)		3.0	1	0	0	1	3
TROY (2/29)		4.0	2	2	1	2	4
TXST (4/3)		4.0	4	4	4	2	3
USA (4/12)	L	3.1	6	5	5	2	1

CAREER HIGHS

Innings (High)	4.0 (2x)	Recent: at Texas State (4/2/2026)
Innings (Low)	0.0	vs North Florida (3/26/25)
Runs (High)	5 (3x)	Recent: vs. South Alabama (04/12/2026)
Runs (Low)	0 (7x)	Recent: at Charleston (3/25/2026)
Walks (High)	2 (3x)	Recent: vs. South Alabama (04/12/2026)
Walks (Low)	0 (4x)	Recent: vs Tennessee Tech (3/8/2026)
Strikeouts (High)	4	vs Troy (3/29/2026)
Strikeouts (Low)	0 (3x)	Recent: vs Tennessee Tech (3/8/2026)

QUICK HITS

- First collegiate appearance saw him achieve a season-high three strikeouts as he struck out the side in his inning of work against Campbell on 3/1
- Struck out the side against top-15 Coastal Carolina on 5/21 in the Sun Belt Tournament in his one inning of work
- Two-time All State First-Team



JANSEN KENTY

**LHP | 6-0 | 195 | L/L | REDSHIRT SOPHOMORE
NEWNAN, GA. / EAST COWETA HS / ALABAMA**

SEASON STATISTICS

1-1	8.78	10-1		12.1	10	10	.291
W-L	ERA	G-GS	SV	IP	BB	SO	AVG

CAREER STATS

Year	ERA	W-L	G/GS	CG	SHO	SV	IP	H	R	ER	BB	SO	2B	3B	HR	AVG	WP	HP	BK	SFA	SHA	
2025	Freshman	3.37	0-1	10/0	0	0	0	10.2	6	4	4	5	4	1	0	2	.182	0	2	0	0	1
CAREER	TOTAL	3.37	0-1	10/0	0	0	0	10.2	6	4	4	5	4	1	0	2	.182	0	2	0	0	1

GAME LOG

Game	Dec.	IP	H	R	ER	BB	K
WV (2/14)		2.2	1	0	0	3	1
GT (2/17)		0.2	4	4	4	0	1
USF (2/20)		0.1	2	1	1	0	0
KSU (2/24)		3.0	1	1	1	3	3
USCU (2/28)		1.1	2	2	1	1	1
CIT (3/4)	L	2.1	2	3	1	1	0
KSU (3/17)		0.0	1	3	3	1	0
MAR (3/22)	W	1.2	1	1	1	1	2
TROY (3/29)		0.1	2	2	1	0	1
USA (4/12)		1.0	0	0	0	0	1

CAREER HIGHS

Innings (High)	3.0	vs Kennesaw State (2/24/2026)
Innings (Low)	0.0	at Kennesaw State (3/17/2026)
Runs (High)	4	vs Georgia Tech (2/17/2026)
Runs (Low)	0 (9x)	Recent: vs. South Alabama (04/12/2026)
Walks (High)	3 (2x)	Recent: vs Kennesaw State (2/24/2026)
Walks (Low)	0 (10x)	Recent: vs. South Alabama (04/12/2026)
Strikeouts (High)	3	vs Kennesaw State (2/24/2026)
Strikeouts (Low)	0 (8x)	Recent: at Kennesaw State (3/17/2026)

QUICK HITS

- Appeared in 10 games out of the bullpen and owned an 0-1 record with a 3.38 ERA in 2024
- Limited opposing hitters to a .182 average while striking out four in 2024
- Played for the Southeast Region team in the 2018 Little League World Series



DANIEL HARTLEY

**RHP | 6-0 | 175 | R/R | JUNIOR
AUBURDALE, FLA. / LAKELAND CHRISTIAN HS / STATE COLLEGE OF FLA**

SEASON STATISTICS

20.2	5-0		4.0	3	5	.524	
W-L	ERA	G-GS	SV	IP	BB	SO	AVG

CAREER STATS

Year	ERA	W-L	G/GS	CG	SHO	SV	IP	H	R	ER	BB	SO	2B	3B	HR	AVG	WP	HP	BK	SFA	SHA	
2025	Sophomore (SCF)	2.55	4-1	15/0	0	0	4	17.2	17	5	5	5	24	-	-	0	.226	0	4	-	-	-
2024	Freshman (SCF)	4.28	2-3	15/0	0	0	2	27.1	31	22	13	13	26	-	-	2	.233	0	8	-	-	-
CAREER	TOTAL	3.60	6-4	30/0	0	0	6	45.0	48	27	18	18	50	-	-	2	.231	0	12	-	-	-

GAME LOG

Game	Dec.	IP	H	R	ER	BB	K
WV (2/13)		1.1	2	3	3	1	1
USCU (2/28)		1.1	2	0	0	1	2
KSU (3/17)		0.2	5	3	3	0	1
MAR (3/21)		0.1	2	3	3	1	0
CSU (3/24)		0.1	0	0	0	0	1

CAREER HIGHS

Innings (High)	3.0 (2x)	Recent: at Eastern FL State (5/18/24)
Innings (Low)	0.0 (7x)	vs. College of Central FL (3/30/24)
Runs (High)	5	vs FL Southwestern State (3/9/24)
Runs (Low)	0 (27x)	Recent: at Charleston Southern (3/24/2026)
Walks (High)	1 (3x)	Recent: Recent: vs. Marshall (3/21/2026)
Walks (Low)	0 (2x)	Recent: at Charleston Southern (3/24/2026)
Strikeouts (High)	5	at Daytona State College (3/1/24)
Strikeouts (Low)	0 (15x)	Recent: vs. Marshall (3/21/2026)

QUICK HITS

- Made 15 appearances in 2025 with a 4-1 record across 17.2 innings pitched for the Manatees
- Had seven appearances of an inning or more without allowing an earned run
- Allowed just one earned run in his final 25 innings of his high school career with an 0.28 ERA and three wins



CHASE DAVIS

LHP | 6-2 | 218 | L/L | SOPHOMORE
TALLAHASSEE, FLA. / LEON HS / SOUTH AL

SEASON STATISTICS

W-L	9.00	1-1	2.0	3	.375
ERA	G-GS	SV	IP	BB	SO
AVG					

CAREER STATS

Year	ERA	W-L	G/GS	CG	SHO	SV	IP	H	R	ER	BB	SO	2B	3B	HR	AVG	WP	HP	BK	SFA	SHA	
2025	Freshman (USA)	7.40	1-3	8/7	0	0	0	20.2	26	22	17	13	13	6	0	4	.292	2	1	2	1	3
CAREER	TOTAL	7.40	1-3	8/7	0	0	0	20.2	26	22	17	13	13	6	0	4	.292	2	1	2	1	3

GAME LOG

Game	Dec.	IP	H	R	ER	BB	K
WV (2/14)		2.0	3	2	2	0	3

CAREER HIGHS

Innings (High)	4.2	at Louisiana Tech (3/9/2025)
Innings (Low)	0.1	vs Louisiana (3/23/25)
Runs (High)	5 (2x)	Recent: vs Louisiana (3/23/25)
Runs (Low)	0	at Louisiana Tech (3/9/2025)
Walks (High)	3 (2x)	Recent: at Georgia State (3/16/25)
Walks (Low)	0 (2x)	Recent: vs. West Virginia (2/14/2026)
Strikeouts (High)	4	at UAB (2/23/25)
Strikeouts (Low)	0	at Southern Miss (3/30/25)

QUICK HITS

-- Made eight appearances for the Jaguars in 2025 with seven of those as the starter

-- Threw 4.2 scoreless innings while allowing just three hits and striking out two on March 9th, 2025 against Louisiana Tech

-- Rated as the number 66 overall pitcher in the country by Perfect Game in 2024

-- Was drafted in the 19th Round by the Detroit Tigers in the 2024 MLB Draft



THOMAS BURKE

LHP | 6-5 | 215 | L/L | SOPHOMORE
MONROE, GA. / WALNUT GROVE HS

SEASON STATISTICS

1-1	11.12	11-2	1	17.0	18	17	.390
W-L	ERA	G-GS	SV	IP	BB	SO	AVG

CAREER STATS

Year	ERA	W-L	G/GS	CG	SHO	SV	IP	H	R	ER	BB	SO	2B	3B	HR	AVG	WP	HP	BK	SFA	SHA	
2025	Freshman	5.46	0-1	13/7	0	0	0	28.0	31	19	17	24	25	3	1	4	.282	4	5	0	1	2
CAREER	TOTAL	5.46	0-1	13/7	0	0	0	28.0	31	19	17	24	25	3	1	4	.282	4	5	0	1	2

GAME LOG

Game	Dec.	IP	H	R	ER	BB	K
GT (2/17)		1.0	1	3	3	2	0
USF (2/21)		1.2	7	4	2	2	0
USCU (2/28)		2.2	2	3	3	1	3
CIT (3/4)		2.0	3	0	0	1	4
TNTC (3/7)	S	2.0	1	0	0	2	2
JMU (3/15)		1.1	1	1	0	1	1
KSU (3/17)	L	0.2	3	4	4	4	0
MAR (3/21)		2.0	5	3	3	1	2
CofC (3/25)	W	1.2	1	0	0	2	1
TROY (3/29)		0.1	1	0	0	2	1
USA (4/11)		1.0	1	0	0	0	2

CAREER HIGHS

Innings (High)	4.2	at Mercer (4/9/2025)
Innings (Low)	0.0	at Marshall (5/17/25)
Runs (High)	6	vs. West Virginia (2/14/2026)
Runs (Low)	0 (7x)	Recent: vs. South Alabama (04/11/2026)
Walks (High)	4 (3x)	Recent: at Kennesaw State (3/17/2026)
Walks (Low)	0 (3x)	Recent: vs. South Alabama (04/11/2026)
Strikeouts (High)	5 (2x)	Recent: vs Brown (3/8/25)
Strikeouts (Low)	0 (8x)	Recent: at Kennesaw State (3/17/2026)

QUICK HITS

-- Posted a 5.76 ERA and an 0-1 record across 15 appearances in his first collegiate season

-- Had a 26/28 K/BB ratio while allowing 19 earned runs and a .276 opponent batting average

-- In his first collegiate start, Burke would throw 4.1 scoreless innings against South Florida on 2/23, allowing one hit and striking out five

-- Named First Team All-State and Region 8-4A Pitcher of the Year in 2024



WILL ROBBINS

LHP | 5-11 | 205 | L/L | REDSHIRT SENIOR
CUMMING, GA. | FORSYTH CENTRAL HS

SEASON STATISTICS

0-1	7.11	15-1	19.0	6	22	.295	
W-L	ERA	G-GS	SV	IP	BB	SO	AVG

CAREER STATS

Year	ERA	W-L	G/GS	CG	SHO	SV	IP	H	R	ER	BB	SO	2B	3B	HR	AVG	WP	HP	BK	SFA	SHA	
2025	R-Junior	9.00	2-1	20/0	0	0	3	22.0	30	25	22	9	25	8	0	2	.326	2	5	0	1	2
2023	Sophomore	7.04	2-0	20/1	0	0	0	23.0	27	20	18	15	20	8	0	5	.293	3	2	0	1	1
2022	Freshman	12.00	0-0	5/3	0	0	0	6.0	8	11	8	5	3	0	0	4	.296	0	1	0	0	0
CAREER	TOTAL	8.47	4-1	45/4	0	0	3	51.0	65	56	48	29	48	16	0	11	.308	5	8	0	2	3

GAME LOG

Game	Dec.	IP	H	R	ER	BB	K
USCU (3/1)		3.0	3	1	1	0	3
CIT (3/4)		1.0	1	2	2	1	1
TNTC (3/6)		1.0	0	0	0	0	1
TNTC (3/8)		0.2	0	2	2	3	0
JMU (3/13)		1.2	4	6	1	0	2
KSU (3/17)		0.2	3	2	1	0	1
MAR (3/20)		0.2	2	3	1	0	1
TROY (3/29)		0.0	1	1	1	0	0
UNF (3/31)		4.0	1	0	0	0	5
TXST (4/3)		0.2	1	0	0	1	1
USA (4/12)		0.2	2	3	3	1	0

CAREER HIGHS

Innings (High)	4.0	at North Florida (3/31/2026)
Innings (Low)	0.0 (5x)	Recent: vs Troy (3/29/2026)
Runs (High)	7	at South Alabama (4/5/25)
Runs (Low)	0 (28x)	Recent: at Texas State (4/2/2026)
Walks (High)	3	vs Tennessee Tech (3/8/2026)
Walks (Low)	0 (37x)	Recent: at North Florida (3/31/2026)
Strikeouts (High)	5	at North Florida (3/31/2026)
Strikeouts (Low)	0 (21x)	Recent: vs. South Alabama (04/12/2026)

QUICK HITS

- Finished 2025 with a 9.00 ERA and a tied for team-high 20 appearances
- Compiled a 2-1 record and three saves across 22 innings of work
- Sideline with injury for the 2024 season
- Appeared in 20 games during his sophomore season and earned a 2-0 record



CARTER DEGONDEA

LHP | 6-1 | 205 | L/L | REDSHIRT JUNIOR
RAYMORE, MO. | RAYMORE PECULIAR HS / STATE FAIR CC

SEASON STATISTICS

1-3	10.03	11-9	33.0	21	39	.315	
W-L	ERA	G-GS	SV	IP	BB	SO	AVG

CAREER STATS

Year	ERA	W-L	G/GS	CG	SHO	SV	IP	H	R	ER	BB	SO	2B	3B	HR	AVG	WP	HP	BK	SFA	SHA	
2025	R-Sophomore	3.91	4-1	16/2	0	0	0	50.2	48	26	22	21	34	11	0	3	.253	2	8	0	0	1
2024	R-Freshman (SFCC)	6.79	3-4	12/12	2	0	0	62.1	74	53	47	33	63	0	0	15	.285	1	10	0	0	0
2023	Freshman (MSU)	54.01	0-0	1/0	0	0	0	0.1	1	4	2	2	1	1	0	0	.333	0	2	0	0	0
CAREER	TOTAL	5.64	7-5	29/14	2	0	0	113.1	123	83	71	29	98	12	0	18	.270	3	20	0	0	1

GAME LOG

Game	Dec.	IP	H	R	ER	BB	K
WV (2/13)		4.0	4	1	1	1	4
USF (2/20)		4.0	6	6	6	3	2
USCU (2/28)		5.0	3	2	1	2	6
TNTC (3/6) L		1.2	4	5	5	3	2
CLEM (3/10)		4.0	2	1	1	0	3
JMU (3/15) L		2.0	7	6	6	0	2
MAR (3/20)		3.1	6	6	5	5	4
CSU (3/24)		0.1	4	4	4	2	1
TROY (3/28) W		5.0	1	0	0	2	7
TXST (4/3)		1.2	5	4	4	1	4
USA (4/11) L		4.0	4	6	6	2	4

CAREER HIGHS

Innings (High)	7.0 (3x)	Recent: Metropolitan CC (4/4/24)
Innings (Low)	0.1 (4x)	Recent: at Charleston Southern (3/24/2026)
Runs (High)	11	vs Crowder College (3/10/25)
Runs (Low)	0 (8x)	Recent: vs Troy (3/28/2026)
Walks (High)	5	vs. Marshall (3/20/2026)
Walks (Low)	0 (6x)	Recent: at James Madison (3/15/2026)
Strikeouts (High)	8	vs John Wood CC (2/23/24)
Strikeouts (Low)	0 (4x)	Recent: vs Texas Sttae (5/10/25)

QUICK HITS

- Finished his first year as an Eagle with a team-best 3.72 ERA among all pitchers who threw for more than five innings
- Had a season-high six strikeouts against top-ten Clemson on 4/1, as he gave up just one earned run against the Tigers in 4.1 innings
- Had six outings of more than one inning of not allowing an earned run across



HOLDEN WADE

LHP | 5-11 | 185 | S/L | REDSHIRT JUNIOR
TAMPA, FLA. / SICKLES HS / PASCO-HERNANDO STATE COLLEGE

SEASON STATISTICS

	17.36	6-0		4.2	8	5	.318
W-L	ERA	G-GS	SV	IP	BB	SO	AVG

CAREER STATS

Year	ERA	W-L	G/GS	CG	SHO	SV	IP	H	R	ER	BB	SO	2B	3B	HR	AVG	WP	HP	BK	SFA	SHA	
2025	R-Sophomore (PH) 2.31	5-0	21/0	0	0	1	39.0	22	10	10	16	42	1	0	2	-	1	1	0	1	0	
2022	Freshman (FSW) 4.38	0-1	9/0	0	0	3	12.1	15	10	6	5	17	3	0	0	.294	3	2	1	1	0	
CAREER	TOTAL	2.81	5-1	30/0	0	0	4	51.1	37	20	16	21	59	4	0	2	--	4	3	1	2	-

GAME LOG

Game	Dec.	IP	H	R	ER	BB	K
WV (2/14)		0.1	0	0	0	3	0
USF (2/21)		1.0	2	4	4	2	2
JMU (3/13)		1.0	2	2	2	0	1
MAR (3/21)		1.0	1	0	0	2	1
CSU (3/24)		0.2	2	3	3	1	1
TROY (3/29)		0.2	0	0	0	0	0

CAREER HIGHS

Innings (High)	5.0 (2x)	Recent: vs Lake Sumter State (5/5/25)
Innings (Low)	0.1 (5x)	vs. West Virginia (2/14/2026)
Runs (High)	4	at South Florida (2/21/2026)
Runs (Low)	0 (18x)	Recent: vs Troy (3/29/2026)
Walks (High)	3	vs. West Virginia (2/14/2026)
Walks (Low)	0 (16x)	Recent: vs Troy (3/29/2026)
Strikeouts (High)	6 (2x)	Recent: South FL State (3/29/25)
Strikeouts (Low)	0 (8x)	Recent: vs Troy (3/29/2026)

QUICK HITS

- Made 21 appearances for the Bobcats in 2025 with a 5-0 record and one save
- Won the 2025 NJCAA Division II World Series
- Had eight outings of an inning or longer without allowing a run
- Got the win in the World Series game against Pearl River CC, throwing 2.1 scoreless innings while striking out three



ETHAN GARRETT

RHP | 6-11 | 160 | R/R | FRESHMAN
MARIETTA, GA. / POPE HS

SEASON STATISTICS

0-6	11.51	10-6		22.2	19	24	.277
W-L	ERA	G-GS	SV	IP	BB	SO	AVG

CAREER STATS

Year	ERA	W-L	G/GS	CG	SHO	SV	IP	H	R	ER	BB	SO	2B	3B	HR	AVG	WP	HP	BK	SFA	SHA
------	-----	-----	------	----	-----	----	----	---	---	----	----	----	----	----	----	-----	----	----	----	-----	-----

GAME LOG

Game	Dec.	IP	H	R	ER	BB	K
WV (2/14)	L	2.1	1	1	0	0	3
USF (2/21)	L	0.2	1	5	5	4	0
USCU (2/28)		2.2	3	3	3	0	3
TNTC (3/7)		4.1	4	4	4	2	5
JMU (3/14)	L	5.1	3	1	1	4	4
3/20 MAR		2.1	2	3	2	3	3
3/24 CSU	L	0.0	2	5	5	2	0
TROY (3/29)	L	0.2	2	4	4	2	1
TXST (4/2)	L	3.1	3	3	3	1	5
USA (4/12)		1.0	2	2	2	1	0

CAREER HIGHS

Innings (High)	5.1	at James Madison (3/14/2026)
Innings (Low)	0.0	at Charleston Southern (3/24/2026)
Runs (High)	5 (2x)	Recent: at Charleston Southern (3/24/2026)
Runs (Low)	1 (2x)	Recent: at James Madison (3/14/2026)
Walks (High)	4 (2x)	at South Florida (2/21/2026)
Walks (Low)	0 (2x)	Recent: at James Madison (3/14/2026)
Strikeouts (High)	5 (2x)	Recent: at Texas State (4/2/2026)
Strikeouts (Low)	0 (3x)	Recent: vs. South Alabama (04/12/2026)

QUICK HITS

- Rated as the number 89 overall and number 32 right handed pitcher in the state of Georgia by Perfect Game
- 2024 First Team All-State selection and 2025 Second Team All-State selection
- Holds the Pope career record in wins with 26
- 2025 Region 6-5A Pitcher of the Year



CONNOR FUGATE

RHP | 6-3 | 201 | L/R | JUNIOR
PAINTSVILLE, KY. / PAINTSVILLE HS / WABASH VALLEY CC

SEASON STATISTICS

	10.80	6-0		6.2	5	3	.414
W-L	ERA	G-GS	SV	IP	BB	SO	AVG

CAREER STATS

Year	ERA	W-L	G/GS	CG	SHO	SV	IP	H	R	ER	BB	SO	2B	3B	HR	AVG	WP	HP	BK	SFA	SHA
2025	Soph. (WVCC)	13.50	0-1	8/2	0	0	0	11.1	23	18	17	11	13	-	-	-	-	-	-	-	-
2022	Freshman (MS)	10.45	0-3	6/6	0	0	0	20.2	30	29	24	18	20	-	-	2	--	-	-	-	-
CAREER TOTAL	11.53	0-4	14/8	0	0	0	32.0	53	47	41	29	33	-	-	2	--	-	-	-	-	-

GAME LOG

Game	Dec.	IP	H	R	ER	BB	K
WV (2/14)		1.1	2	0	0	0	0
USF (2/21)		1.0	5	6	6	1	0
KSU (3/17)		1.0	2	0	0	1	1
MAR (3/21)		0.2	1	0	0	1	0
TXST (4/3)		1.2	2	2	2	2	1
USA (4/11)		1.0	0	0	0	0	1

CAREER HIGHS

Innings (High)	6.0	at Lawson State CC (2/8/24)
Innings (Low)	0.0 (2x)	Recent: vs Dyersburg State CC (5/8/24)
Runs (High)	9	vs Chattanooga State CC (3/24/24)
Runs (Low)	0 (9x)	Recent: vs. South Alabama (04/11/2026)
Walks (High)	5	at Walters State CC CC (3/9/24)
Walks (Low)	0 (6x)	Recent: vs. South Alabama (04/11/2026)
Stikeouts (High)	7	at Lawson State CC (2/8/24)
Strikeouts (Low)	0 (5x)	Recent: Recent: vs. Marshall (3/21/2026)

QUICK HITS

-- Appeared in eight games for WVC in 2025 and a starter in two of them last season

-- Had a season high four strikeouts against Flor-ence-Darlington on February 1st, 2025

--Made six starts his freshman season in 2024 at Motlow State, throwing 20.2 innings

-- Was rated as the number ten overall and number four right handed pitcher in the state of Kentucky



BRUCE YAWN

RHP | 6-11 | 210 | R/R | FRESHMAN
STATESBORO, GA. / STATESBORO HS

SEASON STATISTICS

W-L	ERA	G-GS	SV	IP	BB	SO	AVG

CAREER STATS

Year	ERA	W-L	G/GS	CG	SHO	SV	IP	H	R	ER	BB	SO	2B	3B	HR	AVG	WP	HP	BK	SFA	SHA
------	-----	-----	------	----	-----	----	----	---	---	----	----	----	----	----	----	-----	----	----	----	-----	-----

GAME LOG

Game	Dec.	IP	H	R	ER	BB	K
------	------	----	---	---	----	----	---

CAREER HIGHS

Innings (High)	
Innings (Low)	
Runs (High)	
Runs (Low)	
Walks (High)	
Walks (Low)	
Stikeouts (High)	
Strikeouts (Low)	

QUICK HITS

-- Was rated as the number 107 RHP in the state of Georgia by Perfect Game

-- Was a three time All-Region selection from 2023-2025



JAYDEN WHITE

RHP | 5-11 | 193 | R/R | REDSHIRT FRESHMAN
PEMBROKE, GA. / SAVANNAH CHRISTIAN PREP

SEASON STATISTICS

W-L	7.50	9-0	2	12.0	9	9	.277
ERA	G-GS	SV	IP	BB	SO	AVG	

CAREER STATS

Year	ERA	W-L	G/GS	CG	SHO	SV	IP	H	R	ER	BB	SO	2B	3B	HR	AVG	WP	HP	BK	SFA	SHA
------	-----	-----	------	----	-----	----	----	---	---	----	----	----	----	----	----	-----	----	----	----	-----	-----

GAME LOG

Game	Dec.	IP	H	R	ER	BB	K
GT (2/17)		1.0	0	0	0	0	2
USF (2/21)		0.2	2	2	2	2	0
JMU (3/13)		1.0	0	0	0	1	0
KSU (3/17)		0.1	3	1	1	1	0
MAR (3/22)	S	2.0	1	1	1	1	2
CSU (3/24)		2.1	1	1	1	1	2
TROY (3/29)		2.0	0	0	0	2	0
UNF (3/31)	S	1.0	0	0	0	1	2
TXST (4/3)		1.0	5	5	5	0	1
USA (4/11)		0.2	1	0	0	0	0

CAREER HIGHS

Innings (High)	2.1	at Charleston Southern (3/24/2026)
Innings (Low)	0.1	at Kennesaw State (3/17/2026)
Runs (High)	5	at Texas State (4/2/2026)
Runs (Low)	0 (5x)	Recent: vs. South Alabama (04/11/2026)
Walks (High)	2 (2x)	Recent: vs Troy (3/29/2026)
Walks (Low)	0 (3x)	Recent: vs. South Alabama (04/11/2026)
Strikeouts (High)	2 (4x)	Recent: at North Florida (3/31/2026)
Strikeouts (Low)	0 (5x)	Recent: vs. South Alabama (04/11/2026)

QUICK HITS

- Redshirted in 2025
- Was rated as the no. eight first baseman and the no. 112 overall recruit in Georgia



BRADY PENDLEY

RHP | 6-1 | 195 | R/R | SENIOR
DALTON, GA. | DALTON HS

SEASON STATISTICS

W-L	5-3	4.75	15-1	1	41.2	15	45	.285
ERA	G-GS	SV	IP	BB	SO	AVG		

CAREER STATS

Year	ERA	W-L	G/GS	CG	SHO	SV	IP	H	R	ER	BB	SO	2B	3B	HR	AVG	WP	HP	BK	SFA	SHA	
2025	R-Junior	5.03	3-4	16/6	0	0	1	62.2	70	38	35	27	54	10	3	4	.288	5	11	0	2	6
2024	Sophomore	4.35	0-0	6/0	0	0	0	10.1	11	7	5	7	8	2	0	1	.275	1	2	0	1	1
2023	Freshman	11.57	0-0	5/0	0	0	0	4.2	6	7	6	10	3	0	0	.333	0	1	0	2	0	
CAREER	TOTAL	5.33	3-4	27/6	0	0	1	77.2	87	52	46	44	65	12	3	5	.289	6	14	0	5	7

GAME LOG

Game	Dec.	IP	H	R	ER	BB	K
USCU (2/28)	W	4.0	3	1	1	2	5
TNTC (3/6)		6.1	2	0	0	2	6
JMU (3/13)	L	4.1	8	6	6	2	4
MAR (3/20)	L	5.1	8	5	5	1	7
CofC (3/25)	S	3.0	0	0	0	0	4
TROY (3/27)	W	1.0	1	0	0	1	3
TROY (3/29)		0.1	1	0	0	1	0
UNF (3/31)	W	2.0	3	1	1	0	2
TXST (4/3)	W	4.0	5	4	4	0	2
USA (4/10)	W	1.2	0	0	0	0	3
USA (4/12)		2.0	3	3	1	1	1

CAREER HIGHS

Innings (High)	6.1	vs Tennessee Tech (3/6/2026)
Innings (Low)	0.1 (3x)	Recent: vs Troy (3/29/2026)
Runs (High)	7 (2x)	Recent: vs Coastal Carolina (5/21/25)
Runs (Low)	0 (14x)	Recent: vs. South Alabama (04/10/2026)
Walks (High)	3 (7x)	Recent: vs Coastal Carolina (5/21/25)
Walks (Low)	0 (9x)	Recent: vs. South Alabama (04/10/2026)
Strikeouts (High)	7 (2x)	Recent: vs. Marshall (3/20/2026)
Strikeouts (Low)	0 (5x)	Recent: vs Troy (3/29/2026)

QUICK HITS

- Second-most innings pitched on the squad at 62.2 and second-most strikeouts on the team with 54 in 2025.
- Threw 5.2 innings of scoreless relief work against Georgia State on 3/29/25 with a season-high seven Ks
- Allowed just one or fewer runs in eight of his first ten appearances
- Made eleven appearance and thre 15.0 innings his first two years in Statesboro

HITTING		PITCHING	
Hit 2 Homeruns	3/8/2026 James McCoy vs Tennessee Tech	Threw a no-hitter	1983 Larry McDowdell vs Mercer-Atlanta
Hit 3 Homeruns	5/5/2019 Mason McWhorter @ Troy	Threw a one-hitter	5/4/2018 Brian Eichhorn vs Troy
Hit 4 Homeruns	3/6/1999 Dustin Langley vs Appalachian State	Threw Combined one-hitter	3/12/2022 vs William & Mary
Hit Grand slam	3/10/2026 Sean White vs Clemson	Threw a complete game	Ben Johnson/Hayden Harris/Jay Thompson
Two Grand slams	3/23/2024 vs Southern Miss (DH-1) Cade Parker and Jarrett Brown	Threw a Shutout	3/7/2025 Kade Grundy vs Brown
Walkoff Win	4/10/2026 vs South Alabama Brady Christman 3-Run HR	Threw back-to-back complete games	6/4/2022 Ty Fisher vs UNCG (Statesboro Regional)
Walkoff Win (Run-rule)	3/7/2026 vs. Tennessee Tech Jack Myers 3-Run Homer	Threw back-to-back-to-back complete games	4/29 - 5/5/2017 Evan Challenger UALR & @UL
Walkoff Loss	3/14/2026 @ James Madison Kyle Langley RBI Double	Had 18 strikeouts	Everett Teaford 2006
Walkoff Loss (Run-rule)	4/3/2026 @ Texas State Ethan Farris Sac-Fly	Had 16 strikeouts	4/28/06 @ Elon 5/6/06 @ College of Charleston 5/12/06 vs App St
Walkoff Homerun	4/10/2026 vs South Alabama Brady Christman 3-Run HR	Had 13 strikeouts	3/28/1959 Ray Mims vs Davidson
Walkoff Homerun (Run-rule)	3/7/2026 vs. Tennessee Tech Jack Myers 3-Run HR	Had 10+ Strikeouts	3/30/2012 Chris Beck vs College of Charleston
Pinch-hit Homerun	4/5/2025 Sammy Leis at South Alabama		3/22/2019 Seth Shuman vs Little Rock
Inside the park Homerun	3/2/2025 JP Herrholz @ Campbell		11 5/8/2021 Jordan Jackson at Arkansas State
Extra Innings Homerun	2/28/2025 Daniel Haab (10th Inning) @ Campbell		
Multiple HR in same inning	2 3/8/2009 Griffin Benedict vs East Carolina		
Homerun in 4 straight games	Mason McWhorter 2021		
Homerun in 3 straight games	4/16, 4/17, 4/18 @ Coastal Carolina, 5/21 @ Kennesaw State		
Back-to-Back-to-Back HR	Brady Christman 2026		
Four HR in one inning	4/10, 4/11, 4/12 vs South Alabama		
HR in first collegiate at-bat	Corey Dowdell/Luke Hatcher/Blake Evans		
Two triples in a game	4/29/2023 vs ULM		
Three doubles in a game	Jarrett Brown/Corey Dowdell/Luke Hatcher/Blake Evans		
Hit for the Cycle	4/29/2023 vs ULM		
Six hits in a game	2/16/2018 Noah Searcy @ Georgia		
Five hits in a game	3/21/2025 Daniel Haab vs. Appalachian State		
Four hits in a game	3/1/2026 Bryson Trammell (4) vs USC Upstate		
Eight at-bats	3/13/2021 Mason McWhorter vs UAB		
Drove in nine runs	5/20/2025 Juju Stevens Arkansas State (SBC Tourney)		
Drove in eight runs	3/22/2026 James McCoy vs Marshall		
Drove in six runs	3/20/2026 Sean White + Bryson Trammell vs. Marshall		
Drove in five runs	3/20/2026 James McCoy vs Marshall		
Scored five runs	3/20/2026 James McCoy vs Marshall		
Scored four runs	3/29/1978 Mark Strucher vs Mars Hill		
Three stolen bases	4/29/2023 Jarrett Brown vs ULM		
Stole Home	3/1/2026 Bryson Trammell vs. USC Upstate		
	3/8/2026 James McCoy vs. Tennessee Tech		
	5/26/2011 Shawn Payne vs Western Carolina		
	3/22/2026 Jack Myers vs. Marshall		
	4/23/2024 Josh Tate vs Mercer		
	5/19/2023 Blake Evans vs JMU (DH-1)		

JACK STALLINGS FIELD AT J.I. CLEMENTS STADIUM

> Home of Eagle Baseball since 2005, J.I. Clements Stadium has treated Georgia Southern well, holding a staggering .654 winning percentage at home (337-178) after the 2023 season.

> The stadium is named after former Eagles skipper J.I. Clements, who was the head of the program from 1949-66, and again in 1968. Clements led the Eagles to their first national championship in 1962.

> The field was dedicated to former Eagles head coach Jack Stallings on Feb. 19, 2005. Stallings is the winningest coach in school history with 859 victories in 24 seasons. Stallings also led the Eagles to the 1990 College World Series. Stallings is one of two Eagles to have his number retired at J.I.

> J.I. Clements Stadium owns the distinction of being the only college baseball stadium with a completely manual scoreboard. The scoreboard is located in right field as part of the "Blue Monster," a 24 ft. wall that was added in a 2017 renovation of the stadium. While other schools, such as Loyola Marymount, have mostly manual boards, GS' is completely manual and has no electronics integrated at all.

Capacity: 3,000 (528 chairbacks/1,988 stadium bench back seats)

Surface: Natural Grass

Groundbreaking: May 2004

First Game: February 12, 2005 (L, Ga. Tech, 6-10)

First Victory: February 19, 2005 (W, George Washington, 9-8)

Field Dedication: February 19, 2005

Field Dimensions: 335 (LL), 390 (CF), 329 (RL)

Grandstand: Covered area for concessions and restrooms

Dugouts: Sunken with area for TV cameras near each dugout

Home Dugout: Third base side (First base for 2025)

Batter's Eye: 35 ft. x 55 ft. located in center field

Press Box: Seating for 30 media members; separate booths for television, home & visiting radio.

VIP Suite: 27 chairback seats overlooking the stadium. Indoor area with social room, television and additional seating.

Champions Room: Located on main concourse; large meeting room with kitchen.

Batting Cages: Four covered cages located down the left field line. ("Fort Knox")

YellaWood Deck: New standing-room only patio between the Blue Monster and right-center

Retired Numbers:

#1 (former head coach Jack Stallings)

#20 (All-American Todd Greene)



NOTES

EAGLES IN THE BIGS

With over 115 draft picks, Georgia Southern baseball players have success when it comes to getting to the next level. The Eagles currently have 10 players in the minor leagues and the big leagues.

- > Blakely Brown - New York Yankees
Current Team: FCL Yankees East
Highest 2025 Level Reached: A
- > Chase Cohen - Oakland Athletics
Current Team: Midland Rockhounds (AA)
Highest 2025 Level Reached: AAA
- > Jonathan Edwards - Los Angeles Dodgers
Current Team: Free Agent
Highest 2025 Level Reached: High-A
- > Brian Eichhorn - Cleveland Guardians
Current Team: Free Agent
Highest 2025 Level Reached: Low-A
- > Hayden Harris - Atlanta Braves
Current Team: Atlanta Braves
Highest 2025 Level Reached: MLB
Made MLB Debut: Sep. 2nd, 2025
- > Sam Howard - Detroit Tigers
Current Team: Free Agent
Highest 2025 Level Reached: AAA
- > Jordan Jackson - Seattle Mariners
Current Team: Free Agent
Highest 2025 Level Reached: High-A
- > Nick Jones - Los Angeles Angels
Current Team: Rocket City Trash Pandas (AA)
Highest 2025 Level Reached: AAA
Angels Spring Training Non-Roster Invitee 2024
- > Joe Nahas - Chicago Cubs
Current Team: Free Agent
Highest 2025 Level Reached: AA
- > Seth Shuman - Washington Nationals
Current Team: Rochester Red Wings (AAA)
Highest 2025 Level Reached: AAA
- > Thomas Higgins - Seattle Mariners
Current Team: ACL Mariners
Highest 2025 Level Reached: Low-A
- > Ben Johnson - Chicago Cubs
Current Team: ACL Cubs
Highest 2025 Level Reached: Low-A
- > Josh Tate - Pittsburgh Pirates
Current Team: Bradenton Marauders (Low-A)
Highest 2025 Level Reached: Low-A

RECORD BREAKDOWN

BY UNIFORM

Script Eagles	2-2
White Pins	1-4
Road Pins	2-4
Road Script	
Blue Eagles	2-6
Cream Eagles	3-3
Grey Eagles	2-4

BY HAT

Blue w/ White GS	8-17
White w/ Blue GS	4-3
Camo w/ Blue GS	0-3

BY JERSEY

White Script Eagles	2-2
White Pinstripe	1-4
Grey Pinstripe	2-4
Grey Script	
Blue Eagles	2-6
Cream Eagles	3-3
Grey Eagles	2-4

BY PANTS

White Pants	4-5
White Pinstripe	1-6
Grey Pinstripe	2-4
Grey Pants	2-5
Cream Pants	3-3

DAY OF WEEK


Monday	
Tuesday	2-4
Wednesday	1-1
Thursday	0-1
Friday	3-6
Saturday	3-7
Sunday	3-4

PRESEASON POLL

FIRST PLACE VOTES IN PARENTHESES

1. Coastal Carolina (12) – 194
2. Southern Miss (1) – 182
3. Troy – 166
4. Marshall – 129
5. Louisiana (1) – 126
6. Texas State – 114
7. Georgia Southern – 104
7. Old Dominion – 104
9. Arkansas State – 96
10. App State – 78
11. South Alabama – 62
12. Georgia State – 49
13. James Madison – 48
14. ULM – 18

INNING-BY-INNING HIGHS

	1ST	2ND	3RD	4TH	5TH	6TH	7TH	8TH	9TH
OPPONENT	9 at CSU 3/24	7 vs GT 2/17	5 vs GT 2/17	7 vs USA 4/12	6 USF 2/21	7 MAR 3/22	8 vs GT 2/17	4 WV 2/13	4 Troy 3/29
	3 vs Troy 3/28	6 vs. CLEM 3/10	5 vs TNTC 3/8	4 vs TNTC 3/7	5 at USF 2/20	6 vs MAR 3/22	4 vs TNTC 3/8	4 vs USCU 3/1	3 vs USA 4/10



BIG INNINGS (3+ HITS)

OPPONENT	INN.	BATTERS	R	H	E	FINAL	OPPONENT	INN.	BATTERS	R	H	E	FINAL	OPPONENT	INN.	BATTERS	R	H	E	FINAL
WV (2/14)	B2	9	4	3	1	10-11 WV	MAR (3/20)	B4	6	3	3		16-17 MAR	USA (4/12)	B6	6	2	3	0	12-13SA
WV (2/14)	B4	6	2	4	0	10-11 WV	MAR (3/20)	B5	10	5	7		16-17 MAR	USA (4/12)	B7	7	4	3	0	12-13SA
WV (2/14)	B7	8	3	3	1	10-11 WV	MAR (3/20)	B14	1	6	5		16-17 MAR	USA (4/12)	B8	8	3	4	0	12-13SA
WV (2/14)	B2	6	2	3	0	2-5 WV	MAR (3/21)	B2	7	2	3		5-13 MAR							
USF (2/20)	T5	9	5	4	0	7-9 USF	MAR (3/21)	B7	7	1	3		5-13 MAR							
KSU (2/24)	B4	7	2	3	1	5-7 KSU	MAR (3/22)	B3	7	3	3		18-12 GS							
USCU (2/28)	B6	7	3	3	0	4-3 GS	MAR (3/22)	B4	7	2	3		18-12 GS							
USCU (2/28)	B4	6	0	3	0	2-8 UP	MAR (3/22)	B6	12	6	5		18-12 GS							
USCU (2/28)	B9	8	2	3	0	2-8 UP	MAR (3/22)	B8	8	4	3		18-12 GS							
USCU (3/1)	B5	7	3	3	0	9-8 GS	CSU (3/24)	T5	5	2	3		4-8 CSU							
TNTC (3/7)	B3	6	2	3	0	14-4 GS	CofC (3/25)	T4	6	2	3		5-2 GS							
TNTC (3/7)	B4	7	4	5	0	14-4 GS	Troy (3/27)	B9	6	4	3		4-3 GS							
TNTC (3/7)	B6	9	4	4	1	14-4 GS	Troy (3/28)	B3	8	4	4		10-0 GS							
TNTC (3/8)	B3	10	5	4	0	11-6 GS	Troy (3/28)	B8	4	2	3		10-0 GS							
TNTC (3/8)	B7	7	4	4	0	11-6 GS	TXST (4/2)	T4	6	1	3		5-8 TXS							
CLEM (3/10)	T2	11	6	4	0	6-1 GS	TXST (4/3)	T3	8	4	4		9-8 GS							
JMU (3/13)	T4	7	3	3		6-14 JMU	USA (4/11)	B3	6	3	3		13-5 SA							
JMU (3/15)	T3	7	2	3		6-12 JMU	USA (4/12)	B4	7	3	3		12-13SA							

SERIES STATS

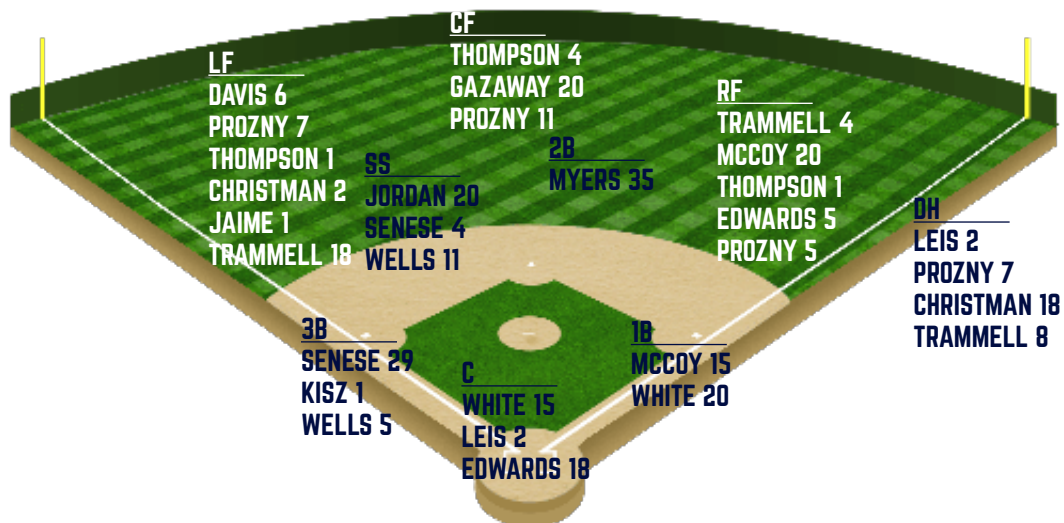
HITTING

TEAM	W-L	AVG	R	H	2B	3B	HR	RBI	BB	K	SB
West Virginia	0-3	.248	15	26	4	1	1	13	10	31	2-2
South Florida	0-3	.213	14	19	5	0	3	14	7	24	3-3
USC Upstate	2-1	.287	15	29	8	0	0	13	17	23	6-8
Tennessee Tech	2-1	.388	27	40	6	0	5	26	8	11	4-5
James Madison	0-3	.290	14	31	5	0	3	14	11	18	6-6
Marshall	1-2	.360	39	49	8	2	4	37	21	32	5-5
Troy	2-1	.270	19	27	6	0	2	16	9	32	5-6
Texas State	1-2	.290	19	29	8	0	3	18	18	23	1-3
South Alabama	1-2	.306	22	33	3	0	7	22	11	22	3-4

PITCHING

TEAM	W-L	ERA	IP	H	R	ER	BB	K	OPP. AVG
West Virginia	0-3	8.67	27.0	33	31	26	20	25	.308
South Florida	0-3	15.48	22.2	45	42	39	17	11	.413
USC Upstate	2-1	5.67	27.0	28	19	17	12	27	.271
Tennessee Tech	2-1	5.26	25.0	21	15	15	15	22	.236
James Madison	0-3	8.51	24.1	36	29	23	11	20	.371
Marshall	1-2	10.13	32.0	51	42	36	20	29	.359
Troy	2-1	4.15	26.0	21	14	12	15	24	.219
Texas State	1-2	11.47	27.1	34	31	31	8	22	.324
South Alabama	1-2	8.67	27.0	35	29	26	12	18	.304

STARTS BY POSITION



PLAYER	DATE	OPP	NOTE	ON BASE	OUTS	DISTANCE	SPEED	ANGLE
John Davis	2/14	WV	First career	0	0	347 ft.	98 mph	29.2 deg.
Max Prozny	2/20	USF	First career	2	2	356 ft.	105 mph	20.6 deg.
Max Prozny	2/20	USF	B2B At bats	0	0	370 ft.	100 mph	31.7 deg.
Sean White	2/22	USF		0	1	**	**	**
Sean White	2/24	KSU		0	1	378 ft.	101 mph	28 deg.
Bryson Trammell	2/24	KSU	Back-to-back	0	1	393 ft.	103 mph	32 deg.
James McCoy	3/7	TNTC	First at GS	2	2	398 ft.	105 mph	36 deg.
Jack Myers	3/7	TNTC	First career	2	1	395 ft.	103 mph	34 deg.
James McCoy	3/8	TNTC	Longest at J.I.	1	1	485 ft.	111 mph	29 deg.
Sean White	3/8	TNTC		1	1	385 ft.	102 mph	40 deg.
James McCoy	3/8	TNTC	2nd of day	2	2	416 ft.	112 mph	21 deg.
Sean White	3/10	CLEM	Grand Slam	3	2	385 ft.	**	**
Nico Senese	3/13	JMU	1st of season	1	0	387 ft.	98 mph	36.3 deg
Sean White	3/13	JMU		0	2	418 ft.	106 mph	28.5 deg
Bennett Edwards	3/15	JMU	1st career	0	1	392 ft.	100 mph	25.8 deg
Sean White	3/17	KSU		1	2	331 ft.	94 mph	40.8 deg
James McCoy	3/20	MAR		0	1	404 ft.	106 mph	26 deg
Brady Christman	3/21	MAR	1st career	0	1	405 ft.	105 mph	30.2 deg
Bennett Edwards	3/21	MAR		0	0	375 ft.	97 mph	33.9 deg
James McCoy	3/22	MAR		0	0	380 ft.	114 mph	18.8 deg
Brady Christman	3/27	Troy		0	1	392 ft.	107 mph	**
Bennett Edwards	3/27	Troy	B9 Game-tying	0	1	388 ft.	98 mph	**
Brady Christman	4/2	TXST		0	0	370 ft.	101 mph	24 deg.
Frank Wells	4/3	TXST	First Career	1	1	340 ft.	90 mph	40.6 deg
Brady Christman	4/3	TXST		1	0	455 ft.	110 mph	23.7 deg
Bryson Trammell	4/10	USA		1	0	382 ft.	110 mph	21.2 deg
Brady Christman	4/10	USA	Walk-Off	2	1	433 ft.	107 mph	27 deg
James McCoy	4/11	USA		0	0	451 ft.	112 mph	29.2 deg
Brady Christman	4/11	USA		1	1	376 ft.	103 mph	38.1 deg
Jack Myers	4/12	USA		2	2	431 ft.	105 mph	28.7 deg
Nico Senese	4/12	USA		0	2	384 ft.	103 mph	32.8 deg
Brady Christman	4/12	USA	3rd of series	2	0	431 ft.	111 mph	22.9 deg

(-*) numbers not given/received by SID at time of publication | (&*) was not tracked by Trackman

BATTING BREAKDOWN

1	2	3	4	5	6	7	8	9	NAME	C	1B	2B	3B	SS	LF	CF	RF	DH
-	-	-	-	1	-	2	3	-	John Davis	-	-	-	-	-	6	-	-	-
-	-	-	-	-	-	-	5	11	Frank Wells	-	-	-	5	11	-	-	-	-
-	6	13	-	2	4	2	8	-	Jack Myers	-	-	35	-	-	-	-	-	-
-	-	-	-	14	3	1	2	-	Brady Christman	-	-	-	-	-	2	-	-	18
-	-	1	14	15	-	-	-	-	Bryson Trammell	-	-	-	-	-	16	-	4	10
-	-	-	-	-	-	-	3	17	Grant Jordan	-	-	-	-	20	-	-	-	-
1	25	7	-	-	2	-	-	-	James McCoy	-	15	-	-	-	-	-	20	-
15	-	-	-	-	-	-	-	5	Mason Gazaway	-	-	-	-	-	-	20	-	-
4	-	-	-	-	10	3	5	1	Bennett Edwards	18	-	-	-	-	-	-	5	-
2	1	-	-	-	-	-	2	1	Kaden Thompson	-	-	-	-	-	2	4	-	-
-	-	-	-	-	-	-	1	-	Jonathan Jaime	-	-	-	-	-	1	-	-	-
13	1	-	-	3	10	-	2	-	Max Prozny	-	-	-	-	-	7	11	5	7
-	2	-	-	-	3	26	2	-	Nico Senese	-	-	-	27	4	-	-	-	-
-	-	-	-	-	-	-	-	-	Carter Blankinship	-	-	-	-	-	-	-	-	-
-	-	-	-	-	2	-	2	-	Sammy Leis	2	-	-	-	-	-	-	-	2
-	-	14	21	-	-	-	-	-	Sean White	15	20	-	-	-	-	-	-	-
-	-	-	-	-	-	-	-	-	Chance Sobry	-	-	-	-	-	-	-	-	-
-	-	-	-	-	-	-	-	-	Lukas Farris	-	-	-	-	-	-	-	-	-
-	-	-	-	-	-	-	1	-	Kade Kisz	-	-	-	1	-	-	-	-	-

MULTI-HIT AND MULTI-RBI GAMES

NAME	2	3	4	5+	TOTAL	2	3	4	5+	TOTAL
John Davis	1	-	-	-	1	-	-	-	-	-
Frank Wells	1	-	-	-	1	2	-	-	-	2
Jack Myers	11	3	-	-	14	4	1	1	-	6
Brady Christman	3	2	-	-	5	6	2	-	-	8
Bryson Trammell	9	2	2	-	13	3	1	-	1	5
Grant Jordan	2	-	-	-	2	1	-	-	-	1
James McCoy	11	2	2	1	16	-	1	1	2	4
Mason Gazaway	3	-	-	-	3	-	-	-	-	-
Bennett Edwards	10	1	-	-	11	2	-	-	-	1
Kaden Thompson	1	-	-	-	1	-	-	-	-	-
Jonathan Jaime	-	-	-	-	-	-	-	-	-	-
Max Prozny	9	2	-	-	11	2	1	2	-	5
Nico Senese	7	2	-	-	9	2	1	1	-	4
Carter Blankinship	-	-	-	-	-	-	-	-	-	-
Sammy Leis	-	-	-	-	-	-	-	-	-	-
Sean White	9	2	1	-	12	4	1	1	-	6
Chance Sobry	-	-	-	-	-	-	-	-	-	-
Lukas Farris	-	-	-	-	-	-	-	-	-	-
Kade Kisz	-	-	-	-	-	-	-	-	-	-



JOHN DAVIS

OF/LHP | 5-10 | 180 | L/L | FRESHMAN
TIFTON, GA. | TIFT COUNTY HS

SEASON STATISTICS								
.250	6	7	1	1	1	10	2	.500
AVG	HITS	RUNS	2B	3B	HR	SO	BB	SLG

CAREER STATS

Year	AVG	GP	GS	AB	R	H	2B	3B	HR	RBI	SLG	BB	HBP	SO	GDP	OB%	SF	SH	SB	

PREP:
Four year letterwinner at Tift County High School under coach Greg Williams ... Rated as the number 24 outfielder in the state of Georgia by Perfect Game ... 2022-2025 First Team All-Region at pitcher and outfielder ... 2023-2025 Region 1-6A Player of the Year ... 2023-2025 6A All-State selection ... Through 2024, had 108 hits with a .345 average, 30 extra base hits with five home runs and 65 RBIs ... Also had a 22-4 record on the mound through 2024 with 256 strikeouts ... Played for Aces National Baseball under coach Michael Chambers.

PERSONAL:
Born John Ryan Davis on September 15th, 2006 in Tifton, Ga. ... Is the son of Russ and Monica Davis ... Has one brother, Chandler, and one sister, Jenna ... Brother, Chandler, played for Georgia Southern baseball from 2019-2022 ... Grandfather, Butch, and cousin, Brent, also played for Eagle baseball ... Father, Russ, played baseball at Georgia Southwestern State ... Cosin, Kim, played softball at Georgia Southern ... Cousin, Griffin Rowe, played baseball at USC-Aiken ... Cousin, Hayden Murphy, played baseball at Auburn.



FRANK WELLS

INF | 5-9 | 185 | R/R | FRESHMAN
INLET BEACH, FLA. | SOUTH WALTON HS

SEASON STATISTICS								
.176	9	7	2	1	12	4	.275	
AVG	HITS	RUNS	2B	3B	HR	SO	BB	SLG

CAREER STATS

Year	AVG	GP	GS	AB	R	H	2B	3B	HR	RBI	SLG	BB	HBP	SO	GDP	OB%	SF	SH	SB	

PREP:
Four year letterwinner at South Walton High School under coach Nick Borthwick ... 2023 Second Team All-State selection ... Named 2023-2025 Offensive MVP at South Walton ... Had a .433 average his senior season with 29 hits, three homers, a 1.30 OPS and 16 stolen bases ... Holds the single season records at South Walton HS in hits (49), stolen bases (17), runs (41), triples (4) and a .495 batting average ... Also played for the Aces National team under coach Michael Chambers ... Won the Prep Baseball Report National Championship in 2023 ... Rated as the number 64 shortstop in the state of Florida by Perfect Game.

PERSONAL:
Born Thomas Franklin Wells IV on September 12th, 2006 in Dothan, Al. ... Is the son of Thomas and Angela Wells ... Has one sister, Anna Kate.



JACK MYERS

INF | 5-11 | 177 | R/R | SOPHOMORE
MARIETTA, GA. | POPE HS

SEASON STATISTICS

.303	43	17	7	1	2	26	13	.408
AVG	HITS	RUNS	2B	3B	HR	SO	BB	SLG

CAREER STATS

Year	AVG	GP	GS	AB	R	H	2B	3B	HR	RBI	SLG	BB	HBP	SO	GDP	OB%	SF	SH	SB
2025 <i>Freshman</i>	.303	18	8	33	6	10	3	0	0	4	.394	6	1	8	2	.415	1	0	0

Sun Belt Conference Academic Honor Roll 2024-2025

FRESHMAN (2025):

Hit for .270 across eight starts and 21 appearances in his first collegiate season ... Finished with ten hits, six runs, three doubles and four RBIs on the year ... First collegiate hit came in an RBI-single against Campbell on 3/1 ... Had a five-game hitting streak in April ... Went 2-4 with a double and an RBI against Marshall on 5/15.

PREP:

Three-year letter winner at Pope High School under coach Chris Turco ... Rated as the no. 14 shortstop and no. 71 overall recruit in Georgia ... Was an honorable mention All-region selection, preseason All-State first team, first team All-region infield and All-County, and All-State second team ... Won a region and state championship at Pope HS ... Only played 13 games his senior season due to injury, but amassed 11 runs, 13 hits, two home runs, 15 RBIs, .351 average, and a .703 slugging percentage.

PERSONAL:

Born Jack Max Myers on April 5th, 2005 in Marietta, Ga. ... Is the son of Stephanie and Jason Myers ... Father, Jason, is a Georgia Southern graduate.



BRADY CHRISTMAN

C/OF | 6-0 | 210 | R/R | FRESHMAN
FORSYTH, GA. | MARY PERSONS HS

SEASON STATISTICS

.356	26	21	2	7	28	16	.671	
AVG	HITS	RUNS	2B	3B	HR	SO	BB	SLG

CAREER STATS

Year	AVG	GP	GS	AB	R	H	2B	3B	HR	RBI	SLG	BB	HBP	SO	GDP	OB%	SF	SH	SB
------	-----	----	----	----	---	---	----	----	----	-----	-----	----	-----	----	-----	-----	----	----	----

PREP:

Four year letterwinner at Mary Persons High School under coach Blake Cannady ... Rated as the number 60 overall catcher by Perfect Game ... Also rated as the number 46 overall and number four catcher in the state of Georgia ... 2022-2025 First Team All-Region ... 2023-2025 Offensive Player of the Year ... 2023-2025 First Team All-State ... 2024 Perfect Game All-American ... Top-ten in GHSA history in career doubles ... Holds the Mary Persons season records in RBIs, walks and doubles ... 2022-2025 Scholar's Athlete Award.

PERSONAL:

Born Brady Christman on February 12th, 2007 in Stockbridge, Ga. ... Is the son of Tim and Jennifer Christman ... Has one sister, Avery ... Father, Tim, pitched at Siena College and was drafted by the Colorado Rockies in 1996 ... Grandfather, Phil, played football at Florida State.



BRYSON TRAMMELL
OF | 6-4 | 220 | L/R | REDSHIRT SENIOR
KNOXVILLE, TEN. | BEARDEN HS

SEASON STATISTICS										
.377	43	24	13		2	26	19	.544		
AVG	HITS	RUNS	2B	3B	HR	SO	BB	SLG		

CAREER STATS

Year	AVG	GP	GS	AB	R	H	2B	3B	HR	RBI	SLG	BB	HBP	SO	GDP	OB%	SF	SH	SB
2025 Senior	.214	15	8	28	6	6	0	1	0	3	.286	6	4	6	0	.421	0	0	0
2024 Junior (CS)	.358	55		176	46	63	17	3	10	53	.625	32	7	36		.491			9
2023 Sophomore (CS)	.257	28	6	31	8	6	1	2	1	5	.422	3	2	12	0	.397	0	0	0
2022 Freshman (MTSU)	-	2		-	-	-	-	-	-	-	-	-	1	-	-	1.000	-	-	-
CAREER TOTAL	.319	98	16	235	60	75	18	6	11	61	.587	41	14	54	0	.480	0	0	9

Sun Belt Conference Academic Commissioner's List 2024-2025

SENIOR (2025):

Played in 17 games, starting in ten of them for his first season as an Eagle ... Went .171 on the year at the plate with six runs and hits, and a .356 OBP ... First hit as an Eagle was a two-RBI single against Campbell on 3/1 ... Lone extra-base hit of the season came in an RBI-triple against Marshall on 5/17.

PREP:

Spent the last two seasons with the Cleveland State CC Cougars ... Played in 95 total game in his career there where he averaged .319 at the plate with 66 RBIs, 14 home runs, 22 XBH, a .456 OBP, and a .547 SLG ... Had a career high three hits on March 18th, 2024 against Roane State CC in four at bats with an RBI ... Started his career at Middle Tennessee State where he appeared in one game ... Four-year letter winner at Bearden High School under coach John Rice ... Rated as the no. 10 third baseman and no. 96 overall recruit in Tennessee ... was named First Team All-District in 2021 where he hit .410 with eight home runs and 52 RBIs in 40 games his final year of high school.

PERSONAL:

Born Bryson Reed Trammell on September 12th, 2002 in St. Petersburg, Fla. ... Is the son of Melissa and Thomas Trammell ... Has one brother, Brandon, and a sister, Madison ... Father, Thomas "Bubba", played baseball for Tennessee before being drafted by the Orioles in the 11th Round of the 1992 MLB draft where he played for six different teams ... Brother, Brandon, also played for Tennessee before signing with the San Diego Padres.



GRANT JORDAN
INF | 5-10 | 180 | R/R | JUNIOR
ST. PETERSBURG, FLA. | TAMPA JESUIT HS

SEASON STATISTICS										
.169	12	11			15	4	.169			
AVG	HITS	RUNS	2B	3B	HR	SO	BB	SLG		

CAREER STATS

Year	AVG	GP	GS	AB	R	H	2B	3B	HR	RBI	SLG	BB	HBP	SO	GDP	OB%	SF	SH	SB
2024 Sophomore (PHSC)	.366	58	58	186	42	68	6	0	5	43	.478	30	12	21	5	.476	3	2	21
2023 Freshman (UT)	.182	7	7	22	5	4	3	0	1	7	.455	8	0	6	0	.387	1	0	1
CAREER TOTAL	.346	65	65	208	47	72	9	0	6	50	.475	38	12	27	5	.450	4	2	22

PASCO-HERNANDO (2025):

Hit .366 across 58 games for the Bobcats in 2025 ... Also had 43 RBIs, five home runs, 42 runs and 21 stolen bases ... Had 15 multi-hit games with nine of them being three-hit contests ... Went 3-5 with a home run and two RBIs against St. Johns River State on March 14th, 2025 ... Won the 2025 NJCAA Division II World Series with the Bobcats ... Went 3-3 with a home run and a season-high four RBIs against Pearl River.

TAMPA (2024):

Played in seven games for the Spartans JV team in 2024 ... Had seven RBIs and a homer while hitting .182 at the plate ... Went 2-4 with two doubles and two RBIs against Potts State on April 2nd, 2024 ... Member of the 2024 DII National Championship.

PREP:

Two year letterwinner at Tampa Jesuit High School under coach Miguel Menendez ... Rated as the number 19 third baseman in the state of Florida by Perfect Game ... 2023 All State Prep Baseball Report member ... 2023 RBI leader in the county ... 2022 First Team All-Defense in 2022 ... Won the Florida State Championship in 2022 ... Hit .383 his senior year with five home runs and 40- RBIs.

PERSONAL: Born Stephen Grant Jordan on January 31, 2005 in St. Petersburg, Fla. ... Is the son of Amy Jordan.



JAMES MCCOY

OF/RHP | 6-4 | 220 | S/R | REDSHIRT SENIOR
PORT ST. JOE, FLA. | WESLEYAN SCHOOL

SEASON STATISTICS

.353	47	32	15	6	34	27	.	
AVG	HITS	RUNS	2B	3B	HR	SO	BB	SLG

CAREER STATS

Year	AVG	GP	GS	AB	R	H	2B	3B	HR	RBI	SLG	BB	HBP	SO	GDP	OB%	SF	SH	SB	
2025	R-Junior (UK)	.286	47	25	77	18	22	5	0	2	14	.429	15	10	22	2	.448	3	5	7
2024	R-Sophomore(UK)	.218	55	45	142	35	31	4	1	6	25	.387	25	10	53	2	.369	2	2	8
2023	R-Freshman(UK)	.228	37	34	127	23	29	9	1	5	12	.433	22	2	60	1	.349	1	1	2
CAREER	TOTAL	.237	139	104	346	76	82	18	2	13	62	.413	62	22	135	5	.381	6	8	17

Clemson All-Regional Team (2025)

KENTUCKY (2022-2025):

Redshirted his first season in Lexington ... Made 79 starts across his sophomore and junior seasons ... Played in 47 games in 2025, having a career-high average of .286 ... Also had a .448 OBP last season with a .429 SLG ... Had 22 hits on the year with five doubles, two home runs and 14 RBIs ... Was named to the 2025 Clemson All-Regional Team ... Went 2-2 against USC-Upstate in the NCAA Tournament, helping them to a 7-3 victory ... Went 1-2 against Vanderbilt on May 16th, 2025 with a home runs and three RBIs ... Has a career fielding percentage of .990 ... Has a career SLG of .413.

PREP:

Four year letterwinner at Wesleyan School ... Ranked in the top 500 nationally by both Perfect Game (No. 366) and Prep Baseball Report (No. 452)...Perfect Game tabbed him 2021 Preseason All-America as the No. 62 outfielder in the country and top 30 prospect in prospect-heavy Georgia...Prep Baseball Report listed him as the No. 70 outfielder nationally and a top 40 recruit in the Peach State... In 2021, his Wesleyan High School team went 32-6 and was ranked No. 2 in the state as state runner-up...Named a First-Team All-State Class A (Private) by Georgia Dugout Review...Also went to state final four in 2019...In 2021, was named Region 5A Pitcher of the Year, First-Team All-County as a third baseman, Gwinnett County Super Six and 643 DP Athletics co-Player of the Year...2020 WWBA MVP.

PERSONAL:

Born James Thomas McCoy on June 20th, 2002 ... Is the son of Tom and Melissa McCoy ... Has one sister, Christina.



MASON GAZAWAY

OF | 6-1 | 183 | L/L | FRESHMAN
MARIETTA, GA. | MARIETTA HS

SEASON STATISTICS

.229	16	13	2		22	16	.257	
AVG	HITS	RUNS	2B	3B	HR	SO	BB	SLG

CAREER STATS

Year	AVG	GP	GS	AB	R	H	2B	3B	HR	RBI	SLG	BB	HBP	SO	GDP	OB%	SF	SH	SB
------	-----	----	----	----	---	---	----	----	----	-----	-----	----	-----	----	-----	-----	----	----	----

PREP:

Four year letterwinner at Marietta High School under coach Josh Davis ... Named to All-Region teams his last three years of high school ... 2024 and 2025 First-Team All Region selection ... Rated as the number 107 overall player and number 22 outfielder in the state of Georgia ... Hit .438 in his final season with Marietta with a .509 OBP and 1.175 OPS ... Set the Marietta HS single season record with 42 hits and 32 stolen bases in his final season ... Also has career records for his 107 hits and 75 stolen bags ... Also played for 6-4-3 DP Academy under coach Danny Pralgo where he was named All Offensive Team and Mr. 6-4-3.

PERSONAL:

Born Joshua Mason Gazaway II on May 24th, 2006 in Marietta, Ga. ... Is the son of Josh and Laurie Gazaway ... Has one sister, Kendall.



BENNETT EDWARDS

C/OF | 6-1 | 185 | L/R | FRESHMAN
LAURENS, S.C. | LAURENS DISTRICT 55 HS

SEASON STATISTICS

.330	30	15	5	3	18	11	.484
AVG	HITS	RUNS	2B	3B	HR	SO	SLG

CAREER STATS

Year	AVG	GP	GS	AB	R	H	2B	3B	HR	RBI	SLG	BB	HBP	SO	GDP	OB%	SF	SH	SB
------	-----	----	----	----	---	---	----	----	----	-----	-----	----	-----	----	-----	-----	----	----	----

PREP:

Three year letterwinner at Laurens District 55 High School under coach Tori Patterson ... Named All Region his final three year of high school ... Also was a South Carolina All State selection his junior and senior year ... Rated as the number 49 player in the state of South Carolina and the number ten catcher by Perfect Game ... Named 2024 Lakelands Player of the Year ... 2024 South Carolina State Championship appearance ... Graduated in the top 6% of his high school.

PERSONAL:

Born Bennett Rice Edwards on September 12th, 2006 in Greenville, S.C. ... Is the son of Chris and Julie Edwards ... Has two brothers, Jackson and Ryland, and one sister, Ella Francis ... Father, Chris, was a tight end and pitcher at Presbyterian College.



KADEN THOMPSON

OF/1B | 6-2 | 205 | L/R | FRESHMAN
FLOWERY BRANCH, GA. | CHEROKEE BLUFF HS

SEASON STATISTICS

.200	5	8			11	6	.200
AVG	HITS	RUNS	2B	3B	HR	SO	SLG

CAREER STATS

Year	AVG	GP	GS	AB	R	H	2B	3B	HR	RBI	SLG	BB	HBP	SO	GDP	OB%	SF	SH	SB
------	-----	----	----	----	---	---	----	----	----	-----	-----	----	-----	----	-----	-----	----	----	----

PREP:

Four year letterwinner at Cherokee Bluff High School under coach Jeremy Kemp ... Rated as the number 62 overall and number ten outfielder in the state of Georgia by Perfect Game ... 2022-2025 Region 8-3A First Team selection ... 2024 First Team All-State ... Had a .450 average with 45 hits his senior season ... 2024 Region 8-3A Player of the Year ... Also played football and basketball at Cherokee Bluff ... Has over 1,000 career receiving yards and over 15 touchdowns ... 2023 All-State selection for football ... Also played for Devine Baseball under coach Travis Devine.

PERSONAL:

Born Kaden Emory Thompson on July 14th, 2006 in Atlanta, Ga. ... Is the son of Brad and Julie Thompson ... Has one sister, Kinsleigh ... All three family members are graduates of Georgia Southern ... Childhood friend, Will Maddox, plays for the Detroit Tigers minor league system.



JONATHAN JAIME

OF | 6-0 | 200 | L/L | SENIOR
SNELLVILLE, GA. | BROOKWOOD HS

SEASON STATISTICS

.190	4	2		2		.286		
AVG	HITS	RUNS	2B	3B	HR	SO	BB	SLG

Sun Belt Conference Academic Commissioner's List 2022-2023
Sun Belt Conference Academic Honor Roll 2024-2025

JUNIOR (2025):

Played as an outfielder and the DH spot in 35 games, including 29 starts for the Eagles ... Finished his junior season with a .264 average across 28 hits, a .321 SLG and an even .333 OBP ... Lone home run of the season came in his first start of the season at Coastal Carolina on 3/15 ... Had eight multi-hit games on the season, including two stints of back-to-back multi-hit performances ... Had a career-high two doubles and three runs scored at Georgia State on 3/28 ... Also had a career-high two RBIs against Old Dominion on 4/12.

SOPHOMORE (2024):

Finished his sophomore season with a .253 batting average, starting 27 of the 37 games he appeared in ... Tallied 23 hits with 14 runs and 17 RBI ... Nine of his hits went for extra bases, six doubles and three homers ... His first two homers were on back-to-back days at Mississippi State, while his third was to break a late tie against Appalachian State to win the series.

FRESHMAN (2023):

Saw playing time in 33 total games for the Eagles, starting nine of those contests, some in outfield and some at designated hitter ... Held a .228 batting average with 12 hits, one double, 11 runs scored and eight RBI.

PREP:

Attended Brookwood High School in Snellville, Georgia ... Four-year letterwinner with both athletic and academic letters under head coach Titus Martin ... Had a .367 batting average his senior season with 32 hits and 12 walks ... Named First Team All-County in 2022, First Team All-Region by the Gwinnett Dugout Club in 2022, and Second Team All-County by the Gwinnett Dugout Club in 2021 ... Stands in the top five Brookwood Baseball record book in career starts ... Played club baseball with the East Cobb Yankees under head coach James Beaver ... posted a .372 BA with two doubles, two triples and one home run in 17 games ... Also played football at Brookwood.

PERSONAL:

Born Jonathan Oscar Jaime on September 4, 2003, in Atlanta, Georgia ... Son of Kim and Oscar Jaime ... Has one sister, Olivia.

CAREER STATS

Year	AVG	GP	GS	AB	R	H	2B	3B	HR	RBI	SLG	BB	HBP	SO	GDP	OB%	SF	SH	SB
2025 Junior	.264	35	29	106	14	28	3	0	1	15	.321	11	0	14	2	.333	0	0	1
2024 Sophomore	.253	37	27	91	14	23	6	0	3	17	.418	11	2	16	1	.343	1	1	0
2023 Freshman	.228	33	9	57	11	13	1	0	0	8	.246	7	0	11	1	.313	0	0	0
CAREER TOTAL	.252	105	65	254	39	64	10	0	4	40	.339	29	2	41	3	.332	1	1	1



MAX PROZNY

OF/MIF | 5-8 | 183 | R/R | R- FRESHMAN
PEACHTREE CITY, GA. | STARRS MILL HS

SEASON STATISTICS

.288	32	18	3	1	2	30	9	.387
AVG	HITS	RUNS	2B	3B	HR	SO	BB	SLG

VIRGINIA (2024-2025):

Did not see action in 2025 ... Was a member of the Cavaliers football team as a punter in 2024.

PREP:

Four year letterwinner at Starr's Mill High School under coach Brent Moseley ... Was rated as the number 82 overall and number 17 middle infielder in the state of Georgia by Perfect Game ... 2024 GA Dugout Club First team All-State ... Hit .408 his senior year with five home runs, a .544 OBP and a 1.175 OPS ... Also stole 29 bases and scored 48 runs his final year ... 2023-2024 First Team All-region selection ... Also was the top rated kicker in the state of Georgia ... 2023-2024 All Region and State selection as a kicker.

PERSONAL:

Born Drew Maxwell Prozny on October 5th, 2005 in Atlanta, Ga. ... Is the son of John and Karen Prozny.

CAREER STATS

Year	AVG	GP	GS	AB	R	H	2B	3B	HR	RBI	SLG	BB	HBP	SO	GDP	OB%	SF	SH	SB
------	-----	----	----	----	---	---	----	----	----	-----	-----	----	-----	----	-----	-----	----	----	----



NICO SENESE

INF | 6-3 | 195 | R/R | REDSHIRT JUNIOR
SENOKIA, GA. | EAST COWETA HS

SEASON STATISTICS

.254	32	15	8		2	20	5	.365
AVG	HITS	RUNS	2B	3B	HR	SO	BB	SLG

CAREER STATS

Year	AVG	GP	GS	AB	R	H	2B	3B	HR	RBI	SLG	BB	HBP	SO	GDP	OB%	SF	SH	SB	
2025	<i>R-Sophomore</i>	.222	52	52	203	33	45	12	1	3	28	.335	23	4	32	4	.310	2	7	0
2023	<i>Freshman (GT)</i>	.311	23	0	45	9	14	2	1	0	5	.400	9	2	12	0	.446	0	1	1
CAREER TOTAL		.237	75	52	248	42	59	14	2	3	33	.346	32	6	44	4	.330	2	8	1

REDSHIRT SOPHOMORE (2025):

One of two Eagles to start in all 59 games in 2025, all at third base ... Finished with a .236 average and the second-most doubles on the team with 13 ... His 18 total extra base hits would give him a .349 SLG and a .322 OBP ... Started his Georgia Southern career with a 3-3 Opening Day performance against Western Carolina ... First home run of the season would come on 3/8 against Brown on a solo shot ... Ten games of his went for multi-hits and would only have three errors all season playing the hot corner.

PREP:

Appeared in 23 games and hit .311 for the Yellow Jackets ... Also collected five RBIs, nine runs, and 14 hits his freshman season... Four-year letter winner at east Coweta High School under coach Franklin DeLoach... Was rated as the no. 12 shortstop and no. 35 prospect in the state of Georgia... Four-time All-Region selection, four-time All-County selection and an All-State honorable mention in 2021 ... Named 2020 Southeast Region All-American honorable mention, first-team All-American in 2021 and second-team in 2022 ... In 163 games, hit .362 for 154 hits, 40 doubles, three triples and two home runs for 103 RBI ... Also drew 77 walks for a .469 on-base percentage and .967 OPS ... Had his best year in 2020 when he hit .343 over a whopping 53 games, recording 48 hits and 14 doubles for 36 RBI ... In 2021, he hit .270 in 36 games, recording 24 hits, six doubles and a home run for 19 RBI and a .417 on-base percentage.

PERSONAL:

Born Nico Joshua Senese on July 12th, 2004 in Stockbridge, Ga. ... Is the son of Sara and Josh Senese ... Has one sister, Ela.



CARTER BLANKINSHIP

OF | 5-11 | 195 | R/R | FRESHMAN
TEGA CAY, S.C. | FORT MILL HS

SEASON STATISTICS

AVG	HITS	RUNS	2B	3B	HR	SO	BB	SLG
-----	------	------	----	----	----	----	----	-----

CAREER STATS

Year	AVG	GP	GS	AB	R	H	2B	3B	HR	RBI	SLG	BB	HBP	SO	GDP	OB%	SF	SH	SB
------	-----	----	----	----	---	---	----	----	----	-----	-----	----	-----	----	-----	-----	----	----	----

PREP:

Four year letterwinner at Fort Mill High School under coach Travis Collier ... Rated as the number 15 overall and number one outfielder in the state of South Carolina by Perfect Game ... 2023-2024 Preseason Underclass All-American Atlantic Region Perfect Game ... 2022 MVP of NC/SC UDACF All Star Game ... 2024-2025 5A First Team All-Region ... 2025 5A Division 2 First Team All-State ... Had a .396 average in 2024 with 36 hits, 11 doubles, three home runs and 32 RBIs ... Also played for the South Charlotte Panthers under coach Scott Clemons.

PERSONAL:

Born Carter Ross Blankinship on May 21st, 2006 in Roanoke, Va. ... Is the son of Ross and Liz Blankinship ... Has one sister, Addison.



SAMMY LEIS

C | 6-1 | 195 | R/R | REDSHIRT SOPHOMORE
CUMMING, GA. | DENMARK HS

SEASON STATISTICS

.071	1	1			9	2	.071
AVG	HITS	RUNS	2B	3B	HR	SO	BB
							SLG

CAREER STATS

Year	AVG	GP	GS	AB	R	H	2B	3B	HR	RBI	SLG	BB	HBP	SO	GDP	OB%	SF	SH	SB
2025 <i>Sophomore</i>	.071	8	5	14	3	1	0	0	1	2	.286	0	2	4	1	.188	0	0	0
CAREER TOTAL	.071	8	5	14	3	1	0	0	1	2	.286	0	2	4	1	.188	0	0	0

Sun Belt Conference Academic Commissioner's List 2024-2025

SOPHOMORE (2025):

Played in eight games with five starts as a catcher and DH in 2025 ... Hit .071 with one hit and two runs and RBIs ... Lone hit of the season came in a home run against South Alabama on 4/5 on a pinch-hit situation.

PREP:

Played for the Crimson Tide for two seasons, redshirting after his first season ... Four-year letter winner at Denmark High School under coach Jamie Corr... Was rated as the no. 3 catcher and the no. 34 prospect in Georgia... Was named to the 7A All-State First Team in 2022... Hit .375 with six home runs, 25 RBIs, and seven stolen bases his senior season... Was named to the All-region 6-7A First team in 2021... Also played for team Elite under coach Jamie Crane.

PERSONAL:

Born Sammy Leis on August 5th, 2003 in Dayton, Oh. ... Is the son of Karen and Eric Leis ... Has one brother, Jake.



SEAN WHITE

C/1B | 6-1 | 220 | R/R | REDSHIRT SENIOR
PEACHTREE CITY, GA. | STARR'S MILL HS

SEASON STATISTICS

.279	39	29	6	6	24	15	.450
AVG	HITS	RUNS	2B	3B	HR	SO	BB
							SLG

CAREER STATS

Year	AVG	GP	GS	AB	R	H	2B	3B	HR	RBI	SLG	BB	HBP	SO	GDP	OB%	SF	SH	SB
2025 <i>R-Junior</i>	.288	54	54	191	31	55	5	1	8	44	.450	22	8	41	11	.379	3	9	0
2024 <i>R-Sophomore</i>	.274	51	49	179	35	49	8	1	9	35	.480	20	5	34	7	.359	2	7	2
2023 <i>Sophomore</i>	.000	4	-	1	0	0	0	0	0	0	.000	0	1	0	-	.500	0	0	0
2022 <i>Freshman</i>	.172	16	7	29	2	5	0	0	0	3	.172	1	2	8	1	.250	0	0	0
CAREER TOTAL	.273	121	110	399	68	109	13	2	17	82	.444	43	15	83	19	.361	5	16	2

REDSHIRT JUNIOR (2025):

Started and played in 54 games, with nearly all of them behind the plate ... Fourth on the team with his .288 average in 2025 with eight homers and a .450 SLG ... Despite a cold stretch to start the year, he would catch fire, going for a 15-game hit streak midway home that was started by a 3-4 night against Georgia State that included two doubles ... Just a week prior, on 3/22, White would slam two home runs against Appalachian State, finishing the contest with five RBIs.

REDSHIRT SOPHOMORE (2024):

Returned to the starting lineup after missing 2023 with injury ... Played in 51 games this season, starting 49, primarily at catcher but played some designated hitter ... Hit at a .274 clip with 49 hits, eight doubles, a triple, and nine home runs ... Scored 35 runs and drove in 35 runs ... First homer of his career came on 4/2 against College of Charleston ... Registered 326 putouts and 32 assists this season.

SOPHOMORE (2023):

Sidelined with injury before the season started ... Medical redshirt.

FRESHMAN (2022):

Saw action in 16 games for the Eagles this season, starting seven ... Tallied five hits, two runs, and three RBI in his freshman season ... Also earned 50 putouts and had two assists on the year.

PREP:

Attended Starrs Mill High School in Fayetteville, Georgia, playing under head coach Brent Moseley... Graduated in 2021 as the 5A State Champion... 2021 5A Georgia State Player of the Year... 2021 First Team All-State by AJC... 2019-21 First Team All-Region and County... Posted a batting average around .400 and set the single season doubles record with 17... Played for the Homeplate Chili Dogs and coach Walker Searcy...

PERSONAL:

Born Sean Anthony White on November 5, 2002, in Kalamazoo, Michigan... Son of Jeff and Jane White... Has three brothers Seth, Spencer and Sullivan... Cousin Caleb Kellogg played for the Cajuns in 2021 and played pro ball for the Orioles.



CHANCE SOBBRY

INF | 6-3 | 225 | S/R | FRESHMAN
DEXTER, MI. | DEXTER HS

SEASON STATISTICS

AVG	HITS	RUNS	2B	3B	HR	SO	BB	SLG
-----	------	------	----	----	----	----	----	-----

CAREER STATS

Year	AVG	GP	GS	AB	R	H	2B	3B	HR	RBI	SLG	BB	HBP	SO	GDP	OB%	SF	SH	SB
------	-----	----	----	----	---	---	----	----	----	-----	-----	----	-----	----	-----	-----	----	----	----

PREP:

Four year letterwinner at Dexter High School under coach Hank Dreffs ... Batted .438 his senior year ... 2024-2025 All-District and All-Region selection ... 2025 1A Michigan All-State member ... Holds the career record at Dexter for hits (122), doubles (30) and base on balls (59) ... In over 400 plate appearances in high school, has a career average of .351, .506 OBP and a .490 SLG ... Also was an All-District and All-Region football player from 2024-2025 ... Four-time scholar athlete in both football and baseball ... Also played for the Detroit Prospects under coach Josh Bimberg.

PERSONAL

: Born Chance Sobbry on August 8th, 2006 in Dexter, Michigan ... Is the son of Gary and Jeni Sobbry ... Has one sister, Mya.



LUKAS FARRIS

OF | 6-5 | 230 | L/R | JUNIOR
ACWORTH, GA. | NORTH COBB CHRISTIAN HS

SEASON STATISTICS

AVG	HITS	RUNS	2B	3B	HR	SO	BB	SLG
-----	------	------	----	----	----	----	----	-----

CAREER STATS

Year	AVG	GP	GS	AB	R	H	2B	3B	HR	RBI	SLG	BB	HBP	SO	GDP	OB%	SF	SH	SB
2023	Sophomore(UGA).125	11	6	16	2	2	0	0	1	1	.313	2	2	9	1	.300	0	0	0
2022	Freshman (WKU).291	55	50	182	37	53	7	0	13	43	.544	16	5	62	2	.363	1	2	1
CAREER	TOTAL	.277	66	56	198	39	55	7	0	14	.525	18	7	71	3	.358	1	2	1

GEORGIA (2024):

Appeared in 11 games with six starts (4-1B, 2-DH) for the squad that went 43-17 and advanced to the NCAA Athens Super Regional and finished ranked No. 10 nationally ... Batted .125 (2-for-16) with one home run and two runs scored ... Hit first Bulldog home run in a start against Iowa on March 12, 2024 ... Posted a .923 fielding percentage in 26 total chances.

WESTERN KENTUCKY (2023):

Appeared in 55 games with 50 starts for the Hilltoppers and coach Marc Rardin as they went 33-26 and advanced to the semifinals of the Conference USA Tournament ... Batted .291 with a team-high 13 home runs, 43 RBI and .544 slugging percentage ... Tallied a team-leading 287 putouts with 24 assists and eight errors in 319 total chances for a .975 fielding percentage, splitting time between first base and the outfield ... Named to the Conference USA All-Freshman First Team ... Smacked a pair of home runs with a career-high five RBI in an 11-7 road win over No. 14 Dallas Baptist ... Registered a career-high three-hit game in a 10-9 road win over Florida Atlantic.

PREP:

Three-year letter winner at North Cobb Christian HS under coach Jimmy Keane ... Tallied a .420 batting average and 16 home runs during prep career as a three-year letterman ... Named 2022 Region Hitter of the Year and to the All-County Team ... Helped lead the 2022 Eagles to a 30-9 mark and the finals of the Class A Private School state championship ... Played travel baseball with the East Cobb Astros.

PERSONAL:

Born Lukas Farris on November 24th, 2003 in Fairhope, Ala. ... Is the son of Amanda and Davis Farris.



KADE KISZ

INF | 6-2 | 200 | R/R | FRESHMAN
WOODSTOCK, GA. | BLESSED TRINITY CATH, HS

SEASON STATISTICS

.000						3		.000
AVG	HITS	RUNS	2B	3B	HR	SO	BB	SLG

PREP:

Four year letterwinner at Blessed Trinity Catholic High School under coach Jamie Wagner ... Rated as the number 41 overall third baseman in the country for the Class of 2025 by Perfect Game ... Also rated as the number 52 overall and number four third baseman in the state of Georgia ... 2023-2025 First Team All-Region selection ... 2023-2025 All-State member ... Career average of .436 and a .564 OBP ... 2025 GHSA State Championship appearance ... Also played for the East Cobb Astros under coach Guerry Baldwin.

PERSONAL:

Born Kade Kisz on December 5th, 2006 in Woodstock, Ga. ... Is the son of Jason and Amy Kisz ... Has one sister, Kylie, and one brother, Kolton ... Is the cousin of former Georgia Southern quarterback JC French ... Also related to Chaz Bagwell, who plays baseball at Valdosta State, and Trevor Bagwell, a receiver at Mississippi State.

CAREER STATS

Year	AVG	GP	GS	AB	R	H	2B	3B	HR	RBI	SLG	BB	HBP	SO	GDP	OB%	SF	SH	SB
------	-----	----	----	----	---	---	----	----	----	-----	-----	----	-----	----	-----	-----	----	----	----

HEAD COACH

NEWS, NOTES, AND ACCOLADES

2000 SoCon Coach of the Year

2001 SoCon Coach of the Year

THE HENNON FILE

In 2025, head coach Rodney Hennon completed his 26th season at the helm of the Eagles. He also passed the legendary Jack Stallings for the most wins in program history with a 6-5 victory over Campbell in extra innings on February 28th, 2025.

Georgia Southern head coach Rodney Hennon finished his 25th season in the Blue and White in 2024, which saw him with both his 800th game at Georgia Southern and his 900th game in his head coaching career. Hennon also passed legendary Eagles skipper Jack Stallings for the longest tenured baseball coach in school history with 25 seasons under his belt.

Rodney Hennon completed his 23rd season at Georgia Southern in 2022, where he led the Eagles to its first NCAA Regional since the 2014 season. The Eagles were labelled as the #16 National Seed and hosted the Statesboro Regional for the first time in program history. Coach Hennon also saw Georgia Southern earn its first 40+ win season in eight years, finishing with a 41-20 record. GS made its fifth SBC Championship game in six years, and won its most conference games since 2000, going 23-7 in a Sun Belt Conference that sent four teams to the postseason.

Hennon has guided the Eagles to seven NCAA Regionals including the 2014 Tallahassee Regional, where GS defeated #5 national seed Florida State 7-0. He has led the Eagles to 11 regular season or tournament conference titles including Southern Conference Tournament Titles in 2009, 2011 and 2014. The Eagles won their first Sun Belt Championship in 2019 by taking the East Division Crown after an 18-12 finish in league play.

Twice named Southern Conference Coach of the Year, Hennon came to Georgia Southern after two seasons (1998-99) as head coach of his alma mater Western Carolina. After accepting an offer to guide the Western Carolina program in July 1997, Hennon quickly added his own distinctive chapters to one of the winningest programs in the Southern Conference. During his inaugural campaign as head coach in 1998, Hennon led the Catamounts to a 45-15 overall record and a 20-6 SoCon mark, tying the WCU mark for most victories in a single year and ranking sixth among all NCAA Division I members in winning percentage. His players claimed both the Southern Conference's Pitcher and Player of the Year awards while seven signed professional contracts at the conclusion of the season.

Prior to taking over the WCU head coaching duties, Hennon served as a full-time assistant coach for his alma mater for three seasons. As an assistant coach, Hennon helped lead the Cats to a 42-20 record, a Southern Conference title, and NCAA Tournament appearance in 1997 as a member of the late Keith LeClair's staff. He joined the WCU baseball staff in 1994 as a part-time assistant after earning numerous on-field and classroom honors during his playing career from 1990 to 1993.

A Second Team All-SoCon choice in 1992, Hennon batted .367 to lead the SoCon in hits and runs scored, while sparking the Catamounts to the league regular season and tournament championship. Despite his all-tournament performance (eight hits and five RBI), WCU fell one game short of reaching the College World Series after falling to Florida State in NCAA South II Regional Championship play. A year later as a senior, Hennon earned First Team All-SoCon honors, again leading the league in hits and runs scored and helping the Catamounts to the NCAA South Regional in Baton Rouge, Louisiana. When he left WCU, he ranked first among the school's season leaders in games started and at-bats, while standing tied for 19th in runs scored and 23rd for hits.

Hennon earned his bachelor's degree in Economics from Western Carolina in 1993. In the classroom, he was a two-time GTE-CoSIDA Academic All-America choice as he posted a 3.55 grade point average during his four years of undergraduate work in WCU's College of Business. Hennon was also named to the Southern Conference Academic Honor Roll in each of his four years while competing as a student-athlete.



RODNEY HENNON

976-681-1 ALL-TIME RECORD
EAGLES HEAD COACH - 2000 - PRESENT
895-643 GS RECORD
WCU HEAD COACH - 1998-1999
81-38-1 WCU RECORD


BORN: Nov. 11, 1969 (56) | Dalton, Ga.
COLLEGE: Western Carolina | INF | Econ Degree, '93
FAMILY: Wife, Kim; Sons, Walker & Carter; Daughter, Keeli

Year	School	OVR	CONF	Finish	Postseason
2025	GS	28-31	13-17	9th	--
2024	GS	33-25	17-13	T-4th	--
2023	GS	27-29	16-14	9th	--
2022	GS	41-20	23-7	2nd	Statesboro Reg.
2021	GS	34-23	14-10	2nd-E	--
2020	GS	11-5	0-0	DNF	COVID-19
2019	GS	35-24	18-12	1st-E	--
2018	GS	30-26	18-11	T-3rd E	--
2017	GS	38-21	18-12	3rd E	--
2016	GS	36-24	16-14	T-5th	--
2015	GS	30-27	18-12	4th	--
2014	GS	40-23	15-12	T-3rd	Tallahassee Reg.
2013	GS	27-32	13-17	7th	--
2012	GS	33-27	15-15	6th	--
2011	GS	36-26	18-12	T-3rd	Columbia Reg.
2010	GS	34-24	19-11	3rd	--
2009	GS	42-17	20-8	2nd	Fullerton Reg.
2008	GS	33-25	16-11	4th	--
2007	GS	34-28	13-14	6th	--
2006	GS	31-27	16-11	T-3rd	--
2005	GS	38-22	18-11	2nd	--
2004	GS	34-25	21-9	T-2nd	--
2003	GS	39-21	19-10	2nd	--
2002	GS	39-25	18-11	4th	Clemson Reg.
2001	GS	42-20	21-9	1st	Athens Reg.
2000	GS	38-23	23-7	T-1st	Athens Reg.
1999	WCU	36-23	18-10	3rd	--
1998	WCU	45-15	20-6	3rd	--

COACHING STAFF



JASON BEVERLIN
Asst. Coach/Pitching
Western Carolina, 2016



CODY WOFFORD
Asst. Coach/Hitting
Western Kentucky, 2016



JOSH MINJAREZ
Assistant Coach
UT-Arlington, 2021



TYLER OWENS
Dir./BSB Ops, Player Dev.
Georgia Southern, 2021



SAM BLANCATO
Graduate Assistant
Georgia Southern 2024



CHRISTOPHER ARMSTRONG
Graduate Assistant
Georgia Southern, 2025

Hennon coaches 3B, Minjarez coaches 1B | Beverlin makes mound visits, Hennon makes pitching changes


2026 Georgia Southern Baseball
 Overall Statistics for Georgia Southern (as of Apr 13, 2026)
(All games Sorted by Batting avg)


Record: 12-23 Home: 8-12 Away: 3-11 Neutral: 1-0 Sun Belt: 5-10

Player	avg	gp-gs	ab	r	h	2b	3b	hr	rbi	tb	slg%	bb	hp	so	gdp	ob%	sf	sh	sb-att	po	a	e	fld%	
7 Bryson Trammell	.377	30-30	114	24	43	13	0	2	21	62	.544	19	5	26	1	.482	1	0	2-3	41	0	0	1.000	
5 Brady Christman	.356	26-20	73	21	26	2	0	7	24	49	.671	16	1	28	0	.467	2	0	2-2	3	0	0	1.000	
9 James McCoy	.353	35-35	133	32	47	15	0	6	30	80	.602	27	6	34	3	.473	3	0	10-11	165	5	3	.983	
12 Bennett Edwards	.330	28-23	91	15	30	5	0	3	11	44	.484	11	3	18	1	.419	0	2	4-6	161	6	3	.982	
4 Jack Myers	.298	35-35	141	17	42	7	1	2	27	57	.404	14	5	26	7	.379	1	1	1-2	52	78	8	.942	
18 Max Prozny	.288	32-30	111	18	32	3	1	2	17	43	.387	9	8	30	1	.374	3	2	2-3	53	1	3	.947	
S. White	.279	35-35	140	29	39	6	0	6	26	63	.450	15	5	24	3	.369	0	1	2-4	263	23	2	.993	
19 Nico Senese	.254	33-33	126	15	32	8	0	2	20	46	.365	5	3	20	1	.294	2	1	0-0	27	52	4	.952	
11 Mason Gazaway	.229	23-20	70	13	16	2	0	0	4	18	.257	16	4	22	0	.400	0	3	6-7	42	0	2	.955	
8 Grant Jordan	.169	27-20	71	11	12	0	0	0	5	12	.169	4	7	15	0	.277	1	2	1-1	24	56	2	.976	

J. Davis	.250	9-6	24	7	6	1	1	1	1	12	.500	2	2	10	1	.357	0	0	0-0	11	0	0	1.000	
14 Kaden Thompson	.200	23-6	25	8	5	0	0	0	0	5	.200	6	1	11	0	.375	0	2	4-4	23	1	1	.960	
16 Jonathan Jamie	.190	16-1	21	0	4	2	0	0	4	6	.286	0	0	2	1	.190	0	0	0-0	0	0	0	.000	
3 Frank Wells	.176	23-16	51	7	9	2	0	1	8	14	.275	4	2	12	3	.259	1	3	0-1	13	49	3	.954	
43 Kade Kisz	.167	5-1	6	0	1	0	0	0	1	1	.167	0	0	5	0	.143	1	0	0-0	2	1	1	.750	
25 Sammy Leis	.071	10-4	14	2	1	0	0	0	1	1	.071	3	0	9	0	.235	0	0	0-0	15	0	0	1.000	
45 Connor Fugate	.000	1-0	0	0	0	0	0	0	0	0	.000	0	0	0	0	.000	0	0	0-0	0	0	0	.000	
Totals	.285	35	1211	219	345	66	3	32	200	513	.424	151	52	292	22	.383	15	17	34-44	907	301	40	.968	
Opponents	.320	35	1249	326	400	78	11	45	300	635	.508	169	61	275	17	.420	22	19	43-57	916	300	30	.976	

LOB - Team (311), Opp (287). DPs turned - Team (18), Opp (23). IBB - Team (6), McCoy 2, Edwards 1, S. White 1, Myers 1, Senese 1, Opp (2). Picked off - Gazaway 1.

(All games Sorted by Earned run avg)

Player	era	w-l	app	gs	cg	sho	sv	ip	h	r	er	bb	so	2b	3b	hr	b/avg	wp	hp	bk	sfa	sha
99 Brady Pendley	4.75	5-3	15	1	0	0/0	1	41.2	47	26	22	15	45	10	2	3	.285	1	6	0	1	4
23 Will Holder	6.69	1-3	10	8	0	0/0	0	36.1	42	27	27	14	28	4	2	6	.292	3	6	0	0	2
32 Carter DeGondea	10.03	1-3	11	9	0	0/1	0	35.0	46	41	39	21	39	10	0	7	.315	2	5	1	0	3

15 Dixon Adams	3.86	0-0	3	0	0	0/0	0	2.1	4	1	1	2	1	0	0	0	.364	0	1	0	0	0
9 James McCoy	4.50	0-0	2	0	0	0/0	0	2.0	3	1	1	2	0	1	0	0	.375	0	0	0	0	0
6 Craig Kalkbrenner	6.67	1-2	17	0	0	0/0	0	27.0	38	20	20	5	16	7	0	1	.339	1	6	1	4	1
31 Will Robbins	7.11	0-1	15	1	0	0/0	0	19.0	23	22	15	6	22	6	1	3	.295	0	5	0	1	1
J. White	7.50	0-0	10	0	0	0/0	2	12.0	13	10	10	9	9	2	0	3	.277	3	1	0	1	1
24 Alex Mason	8.42	2-2	13	5	0	0/0	0	31.0	38	32	29	14	26	6	1	7	.299	0	4	2	4	1
26 Jansen Kenty	8.78	1-1	10	1	0	0/0	0	13.1	16	17	13	10	10	5	0	3	.291	0	5	0	0	2
C. Davis	9.00	0-0	1	1	0	0/0	0	2.0	3	2	2	0	3	1	0	1	.375	0	0	0	0	0
45 Connor Fugate	10.80	0-0	6	0	0	0/0	0	6.2	12	8	8	6	3	2	1	1	.414	0	1	0	2	0
30 Thomas Burke	11.12	1-1	12	2	0	0/0	1	17.0	30	24	21	18	17	8	2	0	.390	3	4	0	1	1
17 Jax Lewis	11.42	0-0	14	0	0	0/1	1	17.1	30	29	22	12	13	10	0	2	.370	4	4	0	2	2
41 Ethan Garrett	11.51	0-6	10	6	0	0/0	0	22.2	23	31	29	19	24	3	1	3	.277	0	5	0	4	0
0 Dayson Griffis	16.20	0-1	8	1	0	0/0	0	8.1	14	15	15	4	9	1	0	4	.400	4	4	0	1	1
35 Holden Wade	17.36	0-0	6	0	0	0/0	0	4.2	7	9	9	7	5	0	0	1	.318	2	1	0	0	0
27 Daniel Hartley	20.25	0-0	5	0	0	0/0	0	4.0	11	9	9	3	5	2	1	0	.524	0	3	0	1	0
22 Bradley Ferrell	99.00	0-0	1	0	0	0/0	0	0.0	0	2	2	2	0	0	0	0		0	0	0	0	0
Totals	8.75	12-23	35	35	0	1/1	5	302.1	400	326	294	169	275	78	11	45	.320	23	61	4	22	19
Opponents	5.84	23-12	35	35	0	0/0	7	305.1	345	219	198	151	292	66	3	32	.285	23	52	2	15	17

PB - Team (6), Edwards 6, Opp (6). Pickoffs - Team (3), Garrett 1, DeGondea 1, Kenty 1, Opp (1). SBA/ATT - S. White (26-36), Edwards (16-20). Burke (9-11). DeGondea (7-8). Pendley (4-7). Griffis (4-7). Mason (4-4). Garrett (3-4). Lewis (3-3). Holder



2026 Georgia Southern Baseball
Overall Statistics for Georgia Southern (as of Apr 13, 2026)
(All games Sorted by Fielding pct)



Player	c	po	a	e	fld%	dp	sba	csb	sba%	pb	ci
7 Bryson Trammell	41	41	0	0	1.000	0	0	0	---	0	0
25 Sammy Leis	15	15	0	0	1.000	0	1	0	1.000	0	0
J. Davis	11	11	0	0	1.000	0	0	0	---	0	0
23 Will Holder	5	3	2	0	1.000	0	1	2	.333	0	0
6 Craig Kalkbrenner	4	3	1	0	1.000	0	2	0	1.000	0	0
5 Brady Christman	3	3	0	0	1.000	0	0	0	---	0	0
17 Jax Lewis	3	0	3	0	1.000	0	3	0	1.000	0	0
24 Alex Mason	1	1	0	0	1.000	0	4	0	1.000	0	0
S. White	288	263	23	2	.993	13	26	10	.722	0	0
9 James McCoy	173	165	5	3	.983	6	0	0	---	0	0
12 Bennett Edwards	170	161	6	3	.982	0	16	4	.800	6	0
8 Grant Jordan	82	24	56	2	.976	8	0	0	---	0	0
14 Kaden Thompson	25	23	1	1	.960	0	0	0	---	0	0
11 Mason Gazaway	44	42	0	2	.955	0	0	0	---	0	0
3 Frank Wells	65	13	49	3	.954	6	0	0	---	0	0
19 Nico Senese	83	27	52	4	.952	2	0	0	---	0	0
18 Max Prozny	57	53	1	3	.947	0	0	0	---	0	0
4 Jack Myers	138	52	78	8	.942	11	0	0	---	0	0
99 Brady Pendley	10	3	6	1	.900	0	4	3	.571	0	0
32 Carter DeGondea	6	1	4	1	.833	0	7	1	.875	0	0
31 Will Robbins	5	0	4	1	.800	1	2	1	.667	0	0
41 Ethan Garrett	4	1	2	1	.750	0	3	1	.750	0	0
43 Kade Kisz	4	2	1	1	.750	0	0	0	---	0	0
26 Jansen Kenty	4	0	3	1	.750	0	1	0	1.000	0	0
30 Thomas Burke	6	0	4	2	.667	0	9	2	.818	0	0
0 Dayson Griffis	1	0	0	1	.000	0	4	3	.571	0	0
J. White	0	0	0	0	.000	0	2	0	1.000	0	0
35 Holden Wade	0	0	0	0	.000	0	1	0	1.000	0	0
45 Connor Fugate	0	0	0	0	.000	0	0	0	---	0	0
27 Daniel Hartley	0	0	0	0	.000	0	0	1	.000	0	0
16 Jonathan Jamie	0	0	0	0	.000	0	0	0	---	0	0
C. Davis	0	0	0	0	.000	0	0	0	---	0	0
22 Bradley Ferrell	0	0	0	0	.000	0	0	0	---	0	0
15 Dixon Adams	0	0	0	0	.000	0	0	0	---	0	0
Totals	1248	907	301	40	.968	18	43	14	.754	6	0
Opponents	1246	916	300	30	.976	23	34	10	.773	6	0

Hitting minimums - 1 Games 2.0 AB/Game
Pitching minimums - 1 Games 1.0 IP/Game

2026 Georgia Southern Baseball

Team Game-by-Game for Georgia Southern (as of Apr 13, 2026)

Batting (All games)

Date	Opponent	ab	r	h	rbi	2b	3b	hr	tb	bb	ibb	sb	cs	hbp	sac	sf	qdp	k	po	a	e	lob	avg
Feb 13 202	WEST VIRGINIA	30	3	5	3	0	0	0	5	5	0	1	0	3	1	1	1	11	27	7	3	10	.167
Feb 14 202	WEST VIRGINIA	41	10	13	8	4	0	1	20	4	0	1	0	3	0	0	0	10	27	8	2	11	.254
Feb 14 202	WEST VIRGINIA	34	2	8	2	0	1	0	10	1	0	0	0	0	0	0	1	10	27	10	0	6	.248
Feb 17 202	GEORGIA TECH	33	1	6	1	2	0	0	8	1	0	0	0	1	0	1	0	19	27	6	2	8	.232
Feb 20	at South Florida	34	7	8	7	2	0	2	16	1	0	1	0	2	1	0	0	12	24	11	1	4	.233
Feb 21	at South Florida	25	4	5	3	1	0	0	6	2	0	1	0	2	0	1	1	4	18	10	4	5	.228
Feb 22	at South Florida	30	3	6	3	2	0	1	11	4	0	1	0	3	1	0	0	8	26	10	0	8	.225
Feb 24	KENNESAW STATE	39	5	13	4	2	0	2	21	3	0	0	0	0	0	1	1	15	27	7	1	11	.241
Feb 28	USC UPSTATE	31	4	10	4	1	0	0	11	2	0	4	1	1	1	0	0	6	27	8	1	7	.249
Feb 28	USC UPSTATE	35	2	8	1	2	0	0	10	8	0	2	0	1	0	0	0	11	27	6	2	15	.247
Mar 01	USC UPSTATE	35	9	11	8	5	0	0	16	7	0	0	1	1	0	0	1	6	27	14	0	10	.253
Mar 04	at The Citadel	35	1	8	1	0	0	0	8	6	0	2	0	0	0	0	0	11	24	9	1	13	.251
Mar 06	TENNESSEE TECH	35	2	8	2	2	0	0	10	0	0	0	0	0	0	0	0	6	27	10	0	6	.249
Mar 07	TENNESSEE TECH	33	14	17	14	2	0	2	25	3	0	1	1	1	2	0	1	3	21	5	0	6	.268
Mar 08	TENNESSEE TECH	35	11	15	10	2	0	3	26	5	1	3	0	3	2	1	0	2	27	10	0	11	.279
Mar 10	vs Clemson	35	6	8	5	2	0	1	13	7	0	2	0	3	0	0	0	9	27	7	0	12	.276
*Mar 13	at James Madison	34	6	11	6	2	0	2	19	3	0	0	0	2	1	1	1	4	24	6	4	8	.279
*Mar 14	at James Madison	36	2	10	2	0	0	0	10	5	0	4	0	2	0	0	1	8	25	8	1	14	.279
*Mar 15	at James Madison	37	6	10	6	3	0	1	16	3	0	0	0	2	0	0	0	6	24	11	0	9	.278
Mar 17	at Kennesaw State	25	6	4	5	1	0	1	8	3	0	0	0	2	0	1	1	5	18	3	1	4	.274
*Mar 20	MARSHALL	60	16	20	16	3	1	1	28	6	2	1	0	2	1	0	1	19	42	11	5	11	.279
*Mar 21	MARSHALL	37	5	11	5	2	0	2	19	6	0	0	0	3	0	1	0	5	27	9	1	15	.280
*Mar 22	MARSHALL	39	18	18	16	3	1	1	26	9	0	3	0	6	1	1	1	8	27	10	1	14	.288
Mar 24	at Charleston Southern	32	8	10	7	2	0	0	12	10	0	1	0	1	0	0	4	5	24	7	1	8	.289
Mar 25	at Charleston	34	5	10	4	2	0	0	12	3	1	0	2	0	2	0	0	4	27	10	0	7	.289
*Mar 27	TROY	34	4	6	4	1	0	2	13	1	0	1	0	1	0	0	0	15	27	9	0	6	.285
*Mar 28	TROY	32	10	13	8	4	0	0	17	6	0	2	0	1	1	0	1	7	24	5	0	9	.289
*Mar 29	TROY	33	5	7	4	1	0	0	8	3	0	0	1	2	0	1	1	10	27	3	3	7	.287
Mar 31	at North Florida	30	3	4	1	1	0	0	5	5	0	0	1	1	0	0	1	8	27	9	0	6	.282
*Apr 02	at Texas State	36	5	12	5	3	0	1	18	3	0	1	0	1	1	2	0	9	24	5	0	11	.284
*Apr 03	at Texas State	31	5	7	5	2	0	2	15	8	0	0	1	1	0	0	1	5	22	4	0	11	.282
*Apr 03	at Texas State	33	9	10	8	3	0	0	13	7	1	0	1	1	0	3	1	9	27	10	1	8	.283
*Apr 10	SOUTH ALABAMA	31	5	8	5	0	0	2	14	1	0	0	0	0	0	0	2	9	27	16	3	2	.282
*Apr 11	SOUTH ALABAMA	37	5	9	5	1	0	2	16	4	0	1	0	0	0	0	0	9	27	12	2	9	.281
*Apr 12	SOUTH ALABAMA	40	12	16	12	3	0	3	28	6	1	1	1	0	2	0	0	4	27	15	0	9	.285
Totals		1211	219	345	200	66	3	32	513	151	6	34	10	52	17	15	22	292	907	301	40	311	.285



2026 Georgia Southern Baseball
Games Summary for Georgia Southern (as of Apr 13, 2026)
(All games)



Score by innings	1	2	3	4	5	6	7	8	9	EX	Total
Georgia Southern	12	26	26	33	22	24	26	22	21	7	219
Opponents	41	44	39	31	41	58	28	22	14	8	326

Record when ...

Overall	12-23	After 6 leading	8-1
Conference	5-10 trailing	3-19
Non-Conference	7-13 tied	1-3
Home games	8-12	After 7 leading	8-0
Away games	3-11 trailing	3-17
Neutral site	1-0 tied	0-4
Day games	7-11	After 8 leading	6-1
Night games	5-12 trailing	3-17
vs Left starter	3-5 tied	1-2
vs Right starter	9-18		
1-Run games	5-5	Hit 0 home runs	6-10
2-Run games	1-2	... 1 home run	2-6
5+Run games	5-13	... 2+ home runs	4-7
Extra innings	0-1		
Shutouts	1-0	Opponent 0 home runs	6-6
	 1 home run	4-10
Scoring 0-2 runs	0-6 2+ HRs	2-7
..... 3-5 runs	5-9		
..... 6-9 runs	3-5	Made 0 errors	8-7
..... 10+ runs	4-3 1 error	3-7
	 2+ errors	1-9
Opponent 0-2 runs	4-0		
..... 3-5 runs	4-4	Opp. made 0 errors	3-12
..... 6-9 runs	3-5 1 error	5-7
..... 10+ runs	1-14 2+ errors	4-4
Scored in 1st inning	2-7	Out-hit opponent	7-7
Opp. scored in 1st	3-10	Out-hit by opponent	3-16
Scores first	6-8	Hits are tied	2-0
Opp. scores first	6-15		

Record when team scores:

Runs	0	1	2	3	4	5	6	7	8	9	10+
W-L	0-0	0-2	0-4	1-2	2-1	2-6	1-3	0-1	0-1	2-0	4-3

Record when opponent scores:

Runs	0	1	2	3	4	5	6	7	8	9	10+
W-L	1-0	1-0	2-0	3-1	1-1	0-2	1-0	0-2	2-2	0-1	1-14

Record when leading after:

Inn.	1	2	3	4	5	6	7	8
W-L	2-5	5-4	6-2	8-5	7-5	8-1	8-0	6-1

Record when trailing after:

Inn.	1	2	3	4	5	6	7	8
W-L	3-9	4-14	3-17	2-16	2-17	3-19	3-17	3-17

Record when tied after:

Inn.	1	2	3	4	5	6	7	8
W-L	7-9	3-5	3-4	2-2	3-1	1-3	0-4	1-2



2026 Georgia Southern Baseball
 Batting Leaders for Georgia Southern (as of Apr 13, 2026)
(All games)



Hitting minimums - 1 Games 2.0 AB/Game
 Pitching minimums - 1 Games 1.0 IP/Game

Batting avg		Slugging pct		On base pct	
1. 7 Bryson Trammell	.377	1. 5 Brady Christman	.671	1. 7 Bryson Trammell	.482
2. 5 Brady Christman	.356	2. 9 James McCoy	.602	2. 9 James McCoy	.473
3. 9 James McCoy	.353	3. 7 Bryson Trammell	.544	3. 5 Brady Christman	.467
4. 12 Bennett Edwards	.330	4. 12 Bennett Edwards	.484	4. 12 Bennett Edwards	.419
5. 4 Jack Myers	.298	5. S. White	.450	5. 11 Mason Gazaway	.400
Runs scored		Hits		Runs batted in	
1. 9 James McCoy	32	1. 9 James McCoy	47	1. 9 James McCoy	30
2. S. White	29	2. 7 Bryson Trammell	43	2. 4 Jack Myers	27
3. 7 Bryson Trammell	24	3. 4 Jack Myers	42	3. S. White	26
4. 5 Brady Christman	21	4. S. White	39	4. 5 Brady Christman	24
5. 18 Max Prozny	18	5. 2 tied at.....	32	5. 7 Bryson Trammell	21
Doubles		Triples		Home runs	
1. 9 James McCoy	15	1. J. Davis	1	1. 5 Brady Christman	7
2. 7 Bryson Trammell	13	4 Jack Myers	1	2. S. White	6
3. 19 Nico Senese	8	18 Max Prozny	1	9 James McCoy	6
4. 4 Jack Myers	7			4. 12 Bennett Edwards	3
5. S. White	6			5. 4 tied at....	2
Total bases		Walks		Hit by pitch	
1. 9 James McCoy	80	1. 9 James McCoy	27	1. 18 Max Prozny	8
2. S. White	63	2. 7 Bryson Trammell	19	2. 8 Grant Jordan	7
3. 7 Bryson Trammell	62	3. 5 Brady Christman	16	3. 9 James McCoy	6
4. 4 Jack Myers	57	11 Mason Gazaway	16	4. 3 tied at.....	5
5. 5 Brady Christman	49	5. S. White	15		
Sac bunts		Sac flies		Stolen bases	
1. 3 Frank Wells	3	1. 18 Max Prozny	3	1. 9 James McCoy	10
11 Mason Gazaway	3	9 James McCoy	3	2. 11 Mason Gazaway	6
3. 4 tied at.....	2	3. 19 Nico Senese	2	3. 14 Kaden Thompson	4
		5 Brady Christman	2	12 Bennett Edwards	4
		5. 5 tied at.....	1	5. 4 tied at.....	2
Caught stealing		Steal attempts		Stolen base pct	
1. S. White	2	1. 9 James McCoy	11	1. 5 Brady Christman	1.000
12 Bennett Edwards	2	2. 11 Mason Gazaway	7	8 Grant Jordan	1.000
3. 6 tied at.....	1	3. 12 Bennett Edwards	6	3. 9 James McCoy	.909
		4. 14 Kaden Thompson	4	4. 11 Mason Gazaway	.857
		S. White	4	5. 7 Bryson Trammell	.667
Strikeouts		Grounded into DP		Total plate appearances	
1. 9 James McCoy	34	1. 4 Jack Myers	7	1. 9 James McCoy	169
2. 18 Max Prozny	30	2. 3 Frank Wells	3	2. 4 Jack Myers	162
3. 5 Brady Christman	28	9 James McCoy	3	3. S. White	161
4. 4 Jack Myers	26	S. White	3	4. 7 Bryson Trammell	139
7 Bryson Trammell	26	5. 6 tied at.....	1	5. 19 Nico Senese	137
At bats		Games played		Game starts	
1. 4 Jack Myers	141	1. S. White	35	1. S. White	35
2. S. White	140	9 James McCoy	35	9 James McCoy	35
3. 9 James McCoy	133	4 Jack Myers	35	4 Jack Myers	35
4. 19 Nico Senese	126	4. 19 Nico Senese	33	4. 19 Nico Senese	33
5. 7 Bryson Trammell	114	5. 18 Max Prozny	32	5. 2 tied at.....	30
Games as sub					
1. 14 Kaden Thompson	17				
2. 16 Jonathan Jamie	15				
3. 8 Grant Jordan	7				
3 Frank Wells	7				
5. 2 tied at.....	6				



2026 Georgia Southern Baseball
Pitching Leaders for Georgia Southern (as of Apr 13, 2026)
(All games)



Hitting minimums - 1 Games 2.0 AB/Game
Pitching minimums - 1 Games 1.0 IP/Game

<p>Earned run avg</p> <table border="0"> <tr><td>1. 99 Brady Pendley</td><td>4.75</td></tr> <tr><td>2. 23 Will Holder</td><td>6.69</td></tr> <tr><td>3. 32 Carter DeGondea</td><td>10.03</td></tr> </table>	1. 99 Brady Pendley	4.75	2. 23 Will Holder	6.69	3. 32 Carter DeGondea	10.03	<p>Opposing bat avg</p> <table border="0"> <tr><td>1. 99 Brady Pendley</td><td>.285</td></tr> <tr><td>2. 23 Will Holder</td><td>.292</td></tr> <tr><td>3. 32 Carter DeGondea</td><td>.315</td></tr> </table>	1. 99 Brady Pendley	.285	2. 23 Will Holder	.292	3. 32 Carter DeGondea	.315	<p>Won-loss pct</p> <table border="0"> <tr><td>1. 99 Brady Pendley</td><td>.625</td></tr> <tr><td>2. 23 Will Holder</td><td>.250</td></tr> <tr><td>32 Carter DeGondea</td><td>.250</td></tr> </table>	1. 99 Brady Pendley	.625	2. 23 Will Holder	.250	32 Carter DeGondea	.250										
1. 99 Brady Pendley	4.75																													
2. 23 Will Holder	6.69																													
3. 32 Carter DeGondea	10.03																													
1. 99 Brady Pendley	.285																													
2. 23 Will Holder	.292																													
3. 32 Carter DeGondea	.315																													
1. 99 Brady Pendley	.625																													
2. 23 Will Holder	.250																													
32 Carter DeGondea	.250																													
<p>Wins</p> <table border="0"> <tr><td>1. 99 Brady Pendley</td><td>5</td></tr> <tr><td>2. 24 Alex Mason</td><td>2</td></tr> <tr><td>3. 5 tied at.....</td><td>1</td></tr> </table>	1. 99 Brady Pendley	5	2. 24 Alex Mason	2	3. 5 tied at.....	1	<p>Losses</p> <table border="0"> <tr><td>1. 41 Ethan Garrett</td><td>6</td></tr> <tr><td>2. 32 Carter DeGondea</td><td>3</td></tr> <tr><td>23 Will Holder</td><td>3</td></tr> <tr><td>99 Brady Pendley</td><td>3</td></tr> <tr><td>5. 2 tied at.....</td><td>2</td></tr> </table>	1. 41 Ethan Garrett	6	2. 32 Carter DeGondea	3	23 Will Holder	3	99 Brady Pendley	3	5. 2 tied at.....	2	<p>Saves</p> <table border="0"> <tr><td>1. J. White</td><td>2</td></tr> <tr><td>2. 17 Jax Lewis</td><td>1</td></tr> <tr><td>99 Brady Pendley</td><td>1</td></tr> <tr><td>30 Thomas Burke</td><td>1</td></tr> </table>	1. J. White	2	2. 17 Jax Lewis	1	99 Brady Pendley	1	30 Thomas Burke	1				
1. 99 Brady Pendley	5																													
2. 24 Alex Mason	2																													
3. 5 tied at.....	1																													
1. 41 Ethan Garrett	6																													
2. 32 Carter DeGondea	3																													
23 Will Holder	3																													
99 Brady Pendley	3																													
5. 2 tied at.....	2																													
1. J. White	2																													
2. 17 Jax Lewis	1																													
99 Brady Pendley	1																													
30 Thomas Burke	1																													
<p>Innings pitched</p> <table border="0"> <tr><td>1. 99 Brady Pendley</td><td>41.2</td></tr> <tr><td>2. 23 Will Holder</td><td>36.1</td></tr> <tr><td>3. 32 Carter DeGondea</td><td>35.0</td></tr> </table>	1. 99 Brady Pendley	41.2	2. 23 Will Holder	36.1	3. 32 Carter DeGondea	35.0	<p>Batters struck out</p> <table border="0"> <tr><td>1. 99 Brady Pendley</td><td>45</td></tr> <tr><td>2. 32 Carter DeGondea</td><td>39</td></tr> <tr><td>3. 23 Will Holder</td><td>28</td></tr> <tr><td>4. 24 Alex Mason</td><td>26</td></tr> <tr><td>5. 41 Ethan Garrett</td><td>24</td></tr> </table>	1. 99 Brady Pendley	45	2. 32 Carter DeGondea	39	3. 23 Will Holder	28	4. 24 Alex Mason	26	5. 41 Ethan Garrett	24	<p>Appearances</p> <table border="0"> <tr><td>1. 6 Craig Kalkbrenner</td><td>17</td></tr> <tr><td>2. 31 Will Robbins</td><td>15</td></tr> <tr><td>99 Brady Pendley</td><td>15</td></tr> <tr><td>4. 17 Jax Lewis</td><td>14</td></tr> <tr><td>5. 24 Alex Mason</td><td>13</td></tr> </table>	1. 6 Craig Kalkbrenner	17	2. 31 Will Robbins	15	99 Brady Pendley	15	4. 17 Jax Lewis	14	5. 24 Alex Mason	13		
1. 99 Brady Pendley	41.2																													
2. 23 Will Holder	36.1																													
3. 32 Carter DeGondea	35.0																													
1. 99 Brady Pendley	45																													
2. 32 Carter DeGondea	39																													
3. 23 Will Holder	28																													
4. 24 Alex Mason	26																													
5. 41 Ethan Garrett	24																													
1. 6 Craig Kalkbrenner	17																													
2. 31 Will Robbins	15																													
99 Brady Pendley	15																													
4. 17 Jax Lewis	14																													
5. 24 Alex Mason	13																													
<p>Games started</p> <table border="0"> <tr><td>1. 32 Carter DeGondea</td><td>9</td></tr> <tr><td>2. 23 Will Holder</td><td>8</td></tr> <tr><td>3. 41 Ethan Garrett</td><td>6</td></tr> <tr><td>4. 24 Alex Mason</td><td>5</td></tr> <tr><td>5. 30 Thomas Burke</td><td>2</td></tr> </table>	1. 32 Carter DeGondea	9	2. 23 Will Holder	8	3. 41 Ethan Garrett	6	4. 24 Alex Mason	5	5. 30 Thomas Burke	2	<p>Games finished</p> <table border="0"> <tr><td>1. J. White</td><td>5</td></tr> <tr><td>99 Brady Pendley</td><td>5</td></tr> <tr><td>3. 17 Jax Lewis</td><td>4</td></tr> <tr><td>4. 3 tied at.....</td><td>3</td></tr> </table>	1. J. White	5	99 Brady Pendley	5	3. 17 Jax Lewis	4	4. 3 tied at.....	3	<p>Games in relief</p> <table border="0"> <tr><td>1. 6 Craig Kalkbrenner</td><td>17</td></tr> <tr><td>2. 99 Brady Pendley</td><td>14</td></tr> <tr><td>17 Jax Lewis</td><td>14</td></tr> <tr><td>31 Will Robbins</td><td>14</td></tr> <tr><td>5. 2 tied at.....</td><td>10</td></tr> </table>	1. 6 Craig Kalkbrenner	17	2. 99 Brady Pendley	14	17 Jax Lewis	14	31 Will Robbins	14	5. 2 tied at.....	10
1. 32 Carter DeGondea	9																													
2. 23 Will Holder	8																													
3. 41 Ethan Garrett	6																													
4. 24 Alex Mason	5																													
5. 30 Thomas Burke	2																													
1. J. White	5																													
99 Brady Pendley	5																													
3. 17 Jax Lewis	4																													
4. 3 tied at.....	3																													
1. 6 Craig Kalkbrenner	17																													
2. 99 Brady Pendley	14																													
17 Jax Lewis	14																													
31 Will Robbins	14																													
5. 2 tied at.....	10																													
<p>Wild pitches</p> <table border="0"> <tr><td>1. 0 Dayson Griffis</td><td>4</td></tr> <tr><td>17 Jax Lewis</td><td>4</td></tr> <tr><td>3. 30 Thomas Burke</td><td>3</td></tr> <tr><td>23 Will Holder</td><td>3</td></tr> <tr><td>J. White</td><td>3</td></tr> </table>	1. 0 Dayson Griffis	4	17 Jax Lewis	4	3. 30 Thomas Burke	3	23 Will Holder	3	J. White	3	<p>Balks</p> <table border="0"> <tr><td>1. 24 Alex Mason</td><td>2</td></tr> <tr><td>2. 32 Carter DeGondea</td><td>1</td></tr> <tr><td>6 Craig Kalkbrenner</td><td>1</td></tr> </table>	1. 24 Alex Mason	2	2. 32 Carter DeGondea	1	6 Craig Kalkbrenner	1	<p>Hit batters</p> <table border="0"> <tr><td>1. 23 Will Holder</td><td>6</td></tr> <tr><td>6 Craig Kalkbrenner</td><td>6</td></tr> <tr><td>99 Brady Pendley</td><td>6</td></tr> <tr><td>4. 4 tied at.....</td><td>5</td></tr> </table>	1. 23 Will Holder	6	6 Craig Kalkbrenner	6	99 Brady Pendley	6	4. 4 tied at.....	5				
1. 0 Dayson Griffis	4																													
17 Jax Lewis	4																													
3. 30 Thomas Burke	3																													
23 Will Holder	3																													
J. White	3																													
1. 24 Alex Mason	2																													
2. 32 Carter DeGondea	1																													
6 Craig Kalkbrenner	1																													
1. 23 Will Holder	6																													
6 Craig Kalkbrenner	6																													
99 Brady Pendley	6																													
4. 4 tied at.....	5																													
<p>Intentional BB allowed</p> <table border="0"> <tr><td>1. 45 Connor Fugate</td><td>1</td></tr> <tr><td>99 Brady Pendley</td><td>1</td></tr> </table>	1. 45 Connor Fugate	1	99 Brady Pendley	1	<p>Runners picked off</p> <table border="0"> <tr><td>1. 26 Jansen Kenty</td><td>1</td></tr> <tr><td>32 Carter DeGondea</td><td>1</td></tr> <tr><td>41 Ethan Garrett</td><td>1</td></tr> </table>	1. 26 Jansen Kenty	1	32 Carter DeGondea	1	41 Ethan Garrett	1	<p>Batters SO out looking</p> <table border="0"> <tr><td>1. 99 Brady Pendley</td><td>13</td></tr> <tr><td>2. 32 Carter DeGondea</td><td>11</td></tr> <tr><td>3. 23 Will Holder</td><td>10</td></tr> <tr><td>4. 41 Ethan Garrett</td><td>9</td></tr> <tr><td>5. 24 Alex Mason</td><td>6</td></tr> </table>	1. 99 Brady Pendley	13	2. 32 Carter DeGondea	11	3. 23 Will Holder	10	4. 41 Ethan Garrett	9	5. 24 Alex Mason	6								
1. 45 Connor Fugate	1																													
99 Brady Pendley	1																													
1. 26 Jansen Kenty	1																													
32 Carter DeGondea	1																													
41 Ethan Garrett	1																													
1. 99 Brady Pendley	13																													
2. 32 Carter DeGondea	11																													
3. 23 Will Holder	10																													
4. 41 Ethan Garrett	9																													
5. 24 Alex Mason	6																													
<p>Sac bunts allowed</p> <table border="0"> <tr><td>1. 99 Brady Pendley</td><td>4</td></tr> <tr><td>2. 32 Carter DeGondea</td><td>3</td></tr> <tr><td>3. 17 Jax Lewis</td><td>2</td></tr> <tr><td>26 Jansen Kenty</td><td>2</td></tr> <tr><td>23 Will Holder</td><td>2</td></tr> </table>	1. 99 Brady Pendley	4	2. 32 Carter DeGondea	3	3. 17 Jax Lewis	2	26 Jansen Kenty	2	23 Will Holder	2	<p>Sac flies allowed</p> <table border="0"> <tr><td>1. 6 Craig Kalkbrenner</td><td>4</td></tr> <tr><td>41 Ethan Garrett</td><td>4</td></tr> <tr><td>24 Alex Mason</td><td>4</td></tr> <tr><td>4. 17 Jax Lewis</td><td>2</td></tr> <tr><td>45 Connor Fugate</td><td>2</td></tr> </table>	1. 6 Craig Kalkbrenner	4	41 Ethan Garrett	4	24 Alex Mason	4	4. 17 Jax Lewis	2	45 Connor Fugate	2	<p>Hits allowed</p> <table border="0"> <tr><td>1. 23 Will Holder</td><td>42</td></tr> <tr><td>2. 32 Carter DeGondea</td><td>46</td></tr> <tr><td>3. 99 Brady Pendley</td><td>47</td></tr> </table>	1. 23 Will Holder	42	2. 32 Carter DeGondea	46	3. 99 Brady Pendley	47		
1. 99 Brady Pendley	4																													
2. 32 Carter DeGondea	3																													
3. 17 Jax Lewis	2																													
26 Jansen Kenty	2																													
23 Will Holder	2																													
1. 6 Craig Kalkbrenner	4																													
41 Ethan Garrett	4																													
24 Alex Mason	4																													
4. 17 Jax Lewis	2																													
45 Connor Fugate	2																													
1. 23 Will Holder	42																													
2. 32 Carter DeGondea	46																													
3. 99 Brady Pendley	47																													
<p>Runs allowed</p> <table border="0"> <tr><td>1. 99 Brady Pendley</td><td>26</td></tr> <tr><td>2. 23 Will Holder</td><td>27</td></tr> <tr><td>3. 32 Carter DeGondea</td><td>41</td></tr> </table>	1. 99 Brady Pendley	26	2. 23 Will Holder	27	3. 32 Carter DeGondea	41	<p>Earned runs allowed</p> <table border="0"> <tr><td>1. 99 Brady Pendley</td><td>22</td></tr> <tr><td>2. 23 Will Holder</td><td>27</td></tr> <tr><td>3. 32 Carter DeGondea</td><td>39</td></tr> </table>	1. 99 Brady Pendley	22	2. 23 Will Holder	27	3. 32 Carter DeGondea	39	<p>Walks allowed</p> <table border="0"> <tr><td>1. 23 Will Holder</td><td>14</td></tr> <tr><td>2. 99 Brady Pendley</td><td>15</td></tr> <tr><td>3. 32 Carter DeGondea</td><td>21</td></tr> </table>	1. 23 Will Holder	14	2. 99 Brady Pendley	15	3. 32 Carter DeGondea	21										
1. 99 Brady Pendley	26																													
2. 23 Will Holder	27																													
3. 32 Carter DeGondea	41																													
1. 99 Brady Pendley	22																													
2. 23 Will Holder	27																													
3. 32 Carter DeGondea	39																													
1. 23 Will Holder	14																													
2. 99 Brady Pendley	15																													
3. 32 Carter DeGondea	21																													
<p>Doubles allowed</p> <table border="0"> <tr><td>1. 23 Will Holder</td><td>4</td></tr> <tr><td>2. 32 Carter DeGondea</td><td>10</td></tr> <tr><td>99 Brady Pendley</td><td>10</td></tr> </table>	1. 23 Will Holder	4	2. 32 Carter DeGondea	10	99 Brady Pendley	10	<p>Triples allowed</p> <table border="0"> <tr><td>1. 32 Carter DeGondea</td><td>0</td></tr> <tr><td>2. 99 Brady Pendley</td><td>2</td></tr> <tr><td>23 Will Holder</td><td>2</td></tr> </table>	1. 32 Carter DeGondea	0	2. 99 Brady Pendley	2	23 Will Holder	2	<p>Home runs allowed</p> <table border="0"> <tr><td>1. 99 Brady Pendley</td><td>3</td></tr> <tr><td>2. 23 Will Holder</td><td>6</td></tr> <tr><td>3. 32 Carter DeGondea</td><td>7</td></tr> </table>	1. 99 Brady Pendley	3	2. 23 Will Holder	6	3. 32 Carter DeGondea	7										
1. 23 Will Holder	4																													
2. 32 Carter DeGondea	10																													
99 Brady Pendley	10																													
1. 32 Carter DeGondea	0																													
2. 99 Brady Pendley	2																													
23 Will Holder	2																													
1. 99 Brady Pendley	3																													
2. 23 Will Holder	6																													
3. 32 Carter DeGondea	7																													



2026 Georgia Southern Baseball
 Fielding Leaders for Georgia Southern (as of Apr 13, 2026)
(All games)



Hitting minimums - 1 Games
 Pitching minimums - 1 Games 1.0 IP/Game

Fielding pct		
1. 7 Bryson Trammell	1.000	
25 Sammy Leis	1.000	
J. Davis	1.000	
5 Brady Christman	1.000	
5. S. White	.993	
Assists		
1. 4 Jack Myers	78	
2. 8 Grant Jordan	56	
3. 19 Nico Senese	52	
4. 3 Frank Wells	49	
5. S. White	23	
Stolen bases against		
1. S. White	26	
2. 12 Bennett Edwards	16	
3. 30 Thomas Burke	9	
4. 32 Carter DeGondea	7	
5. 3 tied at....	4	
Passed balls		
1. 12 Bennett Edwards	6	

Chances		
1. S. White	288	
2. 9 James McCoy	173	
3. 12 Bennett Edwards	170	
4. 4 Jack Myers	138	
5. 19 Nico Senese	83	
Errors		
1. 4 Jack Myers	8	
2. 19 Nico Senese	4	
3. 4 tied at.....	3	
Caught stealing by		
1. S. White	10	
2. 12 Bennett Edwards	4	
3. 99 Brady Pendley	3	
0 Dayson Griffis	3	
5. 2 tied at.....	2	
Catchers interference		

Putouts		
1. S. White	263	
2. 9 James McCoy	165	
3. 12 Bennett Edwards	161	
4. 18 Max Prozny	53	
5. 4 Jack Myers	52	
Fielding double plays		
1. S. White	13	
2. 4 Jack Myers	11	
3. 8 Grant Jordan	8	
4. 9 James McCoy	6	
3 Frank Wells	6	
Steal attempts against		
1. S. White	36	
2. 12 Bennett Edwards	20	
3. 30 Thomas Burke	11	
4. 32 Carter DeGondea	8	
5. 2 tied at.....	7	



2026 Georgia Southern Baseball
Batting Analysis for Georgia Southern (as of Apr 13, 2026)
(All games Sorted by Player Name)



Player	vs left			vs right			w/runners			w/bases empty			w/bases loaded			as leadoff			fly out	gnd out	fly/gnd
	h	ab	avg	h	ab	avg	h	ab	avg	h	ab	avg	h	ab	avg	rch	ops	pct			
5 Brady Christman	10	23	.435	16	50	.320	12	41	.293	14	32	.438	3	5	.600	12	16	.750	10	10	1.0
J. Davis	0	6	.000	6	18	.333	3	18	.167	3	6	.500	0	1	.000	3	3	1.000	4	3	1.3
12 Bennett Edwards	6	21	.286	24	70	.343	17	54	.315	13	37	.351	2	6	.333	9	20	.450	23	20	1.1
11 Mason Gazaway	6	22	.273	10	48	.208	10	32	.313	6	38	.158	0	6	.000	11	34	.324	18	17	1.1
16 Jonathan Jamie	0	0	---	4	21	.190	4	14	.286	0	7	.000	0	0	---	0	4	.000	9	6	1.5
8 Grant Jordan	2	16	.125	10	55	.182	5	39	.128	7	32	.219	1	5	.200	10	20	.500	22	21	1.0
43 Kade Kisz	0	2	.000	1	4	.250	0	2	.000	1	4	.250	0	0	---	1	3	.333	1	0	99.9
25 Sammy Leis	0	3	.000	1	11	.091	1	7	.143	0	7	.000	0	0	---	0	1	.000	2	1	2.0
9 James McCoy	14	31	.452	33	102	.324	23	60	.383	24	73	.329	1	5	.200	16	33	.485	22	30	0.7
4 Jack Myers	10	29	.345	32	112	.286	26	78	.333	16	63	.254	2	11	.182	8	22	.364	31	39	0.8
18 Max Prozny	7	28	.250	25	83	.301	13	50	.260	19	61	.311	2	6	.333	24	47	.511	22	32	0.7
19 Nico Senese	9	28	.321	23	98	.235	15	74	.203	17	52	.327	2	6	.333	10	23	.435	44	30	1.5
14 Kaden Thompson	1	3	.333	4	22	.182	0	7	.000	5	18	.278	0	0	---	4	10	.400	4	7	0.6
7 Bryson Trammell	11	31	.355	32	83	.386	22	59	.373	21	55	.382	2	6	.333	15	32	.469	25	21	1.2
3 Frank Wells	2	13	.154	7	38	.184	5	31	.161	4	20	.200	1	2	.500	4	11	.364	19	14	1.4
S. White	10	35	.286	29	105	.276	24	78	.308	15	62	.242	2	6	.333	9	29	.310	38	37	1.0
Totals	88	291	.302	257	920	.279	180	644	.280	165	567	.291	18	65	.277	136	308	.442	294	288	1.0
Opponents	107	330	.324	293	919	.319	228	661	.345	172	588	.293	29	63	.460	127	305	.416	303	290	1.0

Player	pinch hitting			w/runners in scoring pos			w/runner on 3rd and LT 2 out			with 2 outs			success adv runners			2- rnr		rch	rch	kl	
	h	ab	avg	h	ab	avg	rbi	ops	pct	h	ab	avg	adv	ops	pct	out	rnr				
5 Brady Christman	3	7	.429	9	31	.290	6	10	.600	7	24	.292	21	49	.429	5	2	19	1	2	12
J. Davis	0	1	.000	1	8	.125	0	1	.000	0	9	.000	4	19	.211	0	0	9	1	1	7
12 Bennett Edwards	0	0	---	6	36	.167	4	9	.444	5	28	.179	36	64	.563	2	9	22	3	2	9
11 Mason Gazaway	0	1	.000	6	22	.273	2	7	.286	4	17	.235	19	39	.487	2	6	20	0	2	5
16 Jonathan Jamie	4	15	.267	2	6	.333	1	2	.500	3	7	.429	5	14	.357	3	1	4	0	0	1
8 Grant Jordan	0	0	---	2	24	.083	4	6	.667	1	23	.043	22	48	.458	1	11	24	4	1	4
43 Kade Kisz	0	2	.000	0	1	.000	1	2	.500	0	0	---	1	3	.333	0	1	0	0	0	1
25 Sammy Leis	0	2	.000	1	7	.143	0	1	.000	1	5	.200	2	7	.286	1	0	4	1	0	0
9 James McCoy	0	0	---	13	33	.394	8	10	.800	9	38	.237	43	73	.589	11	8	27	3	3	6
4 Jack Myers	0	0	---	17	52	.327	11	20	.550	13	39	.333	45	84	.536	8	14	22	2	7	5
18 Max Prozny	1	1	1.000	9	32	.281	6	8	.750	6	33	.182	27	61	.443	8	7	33	0	7	10
19 Nico Senese	0	0	---	10	51	.196	9	15	.600	11	36	.306	35	80	.438	6	12	28	3	7	4
14 Kaden Thompson	1	2	.500	0	5	.000	0	2	.000	3	8	.375	6	12	.500	0	2	3	0	3	1
7 Bryson Trammell	0	0	---	16	45	.356	5	10	.500	7	38	.184	35	69	.507	7	4	35	1	1	8
3 Frank Wells	0	2	.000	5	22	.227	5	9	.556	1	16	.063	16	39	.410	1	7	18	1	2	4
S. White	0	0	---	13	48	.271	6	12	.500	14	51	.275	45	89	.506	13	10	35	3	5	9
Totals	9	33	.273	110	423	.260	68	124	.548	85	372	.228	362	750	.483	68	94	311	23	43	86
Opponents	10	33	.303	152	415	.366	94	131	.718	124	411	.302	423	786	.538	128	120	287	19	36	78

Success Advancing Runners = percentage of times the batter advanced at least one runner during a plate appearance
#Rnr Adv w/Out = TOTAL number of runners advanced when the player made an out



 00 DAYSON GRIFFIS RHP/INF FR R/R 6'0 205 Baxley, Ga.	 2 JOHN DAVIS OF/LHP FR L/L 5'10 180 Tifton, Ga.	 3 FRANK WELLS INF FR R/R 5'9 185 Inlet Beach, Fla..	 4 JACK MYERS INF SO R/R 5'11 177 Marietta, Ga.	 5 BRADY CHRISTMAN C/OF FR R/R 6'0 210 Forsyth, Ga..	 6 CRAIG KALKBRENNER RHP SO R/R 6'0 180 Kennesaw, Ga.	 7 BRYSON TRAMMELL OF R-SR L/R 6'4 220 Knoxville, Tenn..	 8 GRANT JORDAN INF JR R/R 5'10 180 St. Petersburg, Fla.
 9 JAMES MCCOY OF/RHP R-SR S/R 6'4 220 Port St. Joe, Fla..	 11 MASON GAZAWAY OF FR L/L 6'1 183 Marietta, Ga.	 12 BENNETT EDWARDS C/OF FR L/R 6'1 185 Laurens, S.C.	 14 KADEN THOMPSON OF/1B FR L/R 6'2 205 Flowery Branch, Ga.	 15 DIXON ADAMS RHP FR R/R 6'4 208 Murfreesboro, Tenn.	 16 JONATHAN JAMIE OF SR L/L 6'0 200 Snellville, Ga.	 17 JAX LEWIS RHP R-SO R/R 6'0 165 Belville, Ga.	 18 MAX PROZNY OF/MIF R-FR R/R 5'8 183 Peachtree City, Ga.
 19 NICO SENESE INF R-JR R/R 6'3 195 Senoia, Ga.	 21 CARTER BLANKSHIP OF FR R/R 5'11 195 Tega Cay, S.C.	 22 BRADLEY FERRELL RHP SO L/R 6'3 200 La Porte, Ind..	 23 WILL HOLDER RHP FR R/R 6'2 190 Appling, Ga.	 24 ALEX MASON RHP SO R/R 6'3 210 Hazlehurst, Ga.	 25 SAMMY LEIS C R-SO R/R 6'1 195 Cumming, Ga.	 26 JANSEN KENTY LHP R-SO L/L 6'0 195 Newnan, Ga.	 27 DANIEL HARTLEY RHP JR R/R 6'0 175 Auburndale, Fla.
 28 CHASE DAVIS LHP SO L/L 6'2 218 Tallahassee, Fla.	 29 SEAN WHITE C/1B R-SR R/R 6'1 220 Peachtree City, Ga.	 30 THOMAS BURKE LHP SO L/L 6'5 215 Monroe, Ga.	 31 WILL ROBBINS LHP R-SR L/L 5'11 205 Cumming, Ga.	 32 CARTER DEGONDEA LHP R-JR L/L 6'1 205 Raymore, Mo.	 33 CHANCE SOBBRY INF FR S/R 6'3 225 Dexter, Mi.	 35 HOLDEN WADE LHP R-JR S/L 5'11 185 Tampa, Fla.	 40 LUKAS FARRIS OF/1B JR L/R 6'5 230 Acworth, Ga.
 41 ETHAN GARRETT RHP FR R/R 6'1 160 Marietta, Ga..	 43 KADE KISZ INF FR R/R 6'2 200 Woodstock, Ga.	 45 CONNOR FUGATE RHP JR L/R 6'3 210 Paintsville, Ky..	 46 BRUCE YAWN RHP FR R/R 6'1 210 Statesboro, Ga.	 47 JAYDEN WHITE RHP R-FR R/R 5'11 193 Pembroke, Ga.	 99 BRADY PENDLEY RHP SR R/R 6'1 195 Dalton, Ga.		