

GEORGIA TECH

131ST SEASON • 36 NCAA REGIONAL APPEARANCES • 3 COLLEGE WORLD SERIES APPEARANCES • 10 ACC CHAMPIONSHIPS

2026 Official Game Notes | RamblinWreck.com | Contact: Anthony Brandt • abrandt@athletics.gatech.edu • (817) 757-6979

GEORGIA TECH BY THE NUMBERS

Overall Record.....	23-5
ACC Record.....	9-3
at Mac Nease Baseball Park.....	17-2
Road Games.....	5-3
Neutral Site Games.....	1-0
Streak.....	W5
Last 10.....	7-3

2026 SCHEDULE / RESULTS

Date	Opponent	Time/Result
2/13	BOWLING GREEN	W, 11-5
2/14	BOWLING GREEN	W, 27-4
2/14	BOWLING GREEN	W, 12-2 (7)
2/17	GEORGIA SOUTHERN	W, 25-1
2/20	STONY BROOK	W, 14-5
2/20	STONY BROOK	W, 10-5 (7)
2/21	STONY BROOK	W, 6-5 (10)
2/22	STONY BROOK	W, 21-3 (7)
2/24	GEORGIA STATE	L, 4-9
2/27	NORTHWESTERN	W, 17-3 (7)
2/28	NORTHWESTERN	W, 13-3 (7)
3/1	NORTHWESTERN	W, 14-6
3/3	GEORGIA STATE [^]	W, 4-1
3/6	VIRGINIA TECH	W, 16-1 (7)
3/7	VIRGINIA TECH	W, 14-5
3/8	VIRGINIA TECH	L, 6-9
3/10	WEST GEORGIA	W, 14-0 (7)
3/12	#8 CLEMSON	W, 10-0 (7)
3/13	#8 CLEMSON	W, 9-3
3/14	#8 CLEMSON	L, 7-13
3/17	#4 AUBURN	L, 2-9
3/20	PITTSBURGH	W, 11-9
3/21	PITTSBURGH	L, 9-14
3/22	PITTSBURGH	W, 12-4 (7)
3/27	#14 NC STATE	W, 3-1
3/28	#14 NC STATE	W, 6-4
3/29	#14 NC STATE	W, 10-0 (8)
3/31	#11 AUBURN	W, 13-3 (8)
4/2	CALIFORNIA	9 pm
4/3	CALIFORNIA	9 pm
4/4	CALIFORNIA	4 pm
4/7	KENNESAW STATE	6 pm
4/9	FLORIDA STATE	7 pm
4/10	FLORIDA STATE	8 pm
4/11	FLORIDA STATE	3 pm
4/14	GEORGIA SOUTHERN	6 pm
4/17	NORTH CAROLINA	6 pm
4/18	NORTH CAROLINA	12 pm
4/19	NORTH CAROLINA	1 pm
4/21	GEORGIA [*]	7 pm
4/24	WAKE FOREST	7 pm
4/25	WAKE FOREST	12 pm
4/26	WAKE FOREST	1 pm
4/28	KENNESAW STATE	6 pm
5/1	XAVIER	7 pm
5/2	XAVIER	3 pm
5/3	XAVIER	1 pm
5/8	DUKE	7 pm
5/9	DUKE	3 pm
5/10	DUKE	1 pm
5/12	MERCER	6 pm
5/14	BOSTON COLLEGE	6 pm
5/15	BOSTON COLLEGE	2 pm
5/16	BOSTON COLLEGE	1 pm

5/19-24 ACC TOURNAMENT CHARLOTTE, N.C.

* Game held at Truist Park
[^] Game held at Gwinnett Field
 Home games in Gold

WEEKEND 8: No. 3 GEORGIA TECH at CALIFORNIA



GEORGIA TECH YELLOW JACKETS

Overall Record.....23-5, 9-3 ACC
 Ranking#3 PG & D1 & NCBWA & BA & Coaches
 Head CoachJames Ramsey
 Career Record23-5 (1st season)
 Record at GTSame
 Record Last Week....3-0 vs #14 NCST / 1-0 vs #11 AUB



CALIFORNIA GOLDEN BEARS

Overall Record.....14-13, 1-8 ACC
 Ranking.....None
 Head CoachMike Neu
 Career Record265-263 (11th season)
 Record at Cal.....225-198 (9th season)
 Last Week.....1-2 at Wake Forest

MATCHUPS AT A GLANCE

GT	OFFENSE	CAL	GT	PITCHING/DEFENSE	CAL
.364	Batting	.280	4.46	ERA	3.91
.633	Slugging	.474	230.0	IP	234.2
.486	On-Base Pct	.350	0	CGs	0
74	Doubles	58	5	Saves	6
7	Triples	4	256/119	K/BB	231/111
58	Home Runs	38	.247	OBA	.249
195	Walks	82	23	Errors	22
26/31	SB/SBA	22/32	14	Double Plays	27

PROBABLE PITCHERS

Thursday

Tate McKee

#22 | Jr. | 4-0
 33.2 IP / 3.74 ERA
 1.46 WHIP / 34 Ks

Friday

Porter Buursema

#99 | Jr. | 0-1
 10.1 IP / 5.23 ERA
 1.94 WHIP / 14 Ks

Saturday

Jackson Blakely

#24 | So. | 3-1
 24.1 IP / 2.22 ERA
 1.15 WHIP / 27 Ks

TOP STORYLINES

- The Yellow Jackets enter the weekend with a 23-5 (9-3 ACC) record, the best 28-game record since 2010.
- Tech has won 23 games with five or fewer losses for only the 11th time in the program's 131 seasons.
- Tech 9-3 in ACC play, the best conference record since 2011.
- Tech has won its first seven series of the season and its first four ACC series for the first time since 2011. Should the Jackets win this series this weekend, it would be the first time they have won their first eight series since 1994 and the first five ACC series for the first time since 2005.
- Tech is 6-3 away from home this season and have won each of their last three road series dating back to last season (at No. 20 Duke in 2025, at No. 8 Clemson and at Pitt).
- The Jackets have the 2nd-most win over Power 4 teams in the nation (13), tied with North Carolina & 2nd behind only UCLA (18).
- The Jackets enter this week as the best offense in the country and the best offense in modern college baseball history. In the 16 seasons of the BBCOR era, the 2026 Jackets have produced the best batting average (.365), OBP (.488) and runs/game (11.4) of any Power 4 team after seven weeks in the BBCOR era.
- Tech leads Division I in four standard statistical categories: batting average (.364), on-base percentage (.486), OPS (1.119) and runs (320) and are Top 10 in multiple others: slugging (2nd - .633), hits (2nd - 355), walks (2nd - 195), doubles (4th - 74) and home runs/game (5th - 2.08).
- Georgia Tech is just over halfway through the regular season and currently on pace to set BBCOR era program records in runs, hits, RBI, walks, OPS, OBP, slugging % and batting average.
- Tech has scored 320 runs through their first 28 games. It's the most runs Georgia Tech has recorded after 28 games in the program's 131-year history and the most runs of Power 4 team through 28 games in the BBCOR era (since 2011).
- GT is outscoring its opponents 320-127, that +193 margin is the highest through 28 games in program history.
- The Jackets have already matched their record for 20-run games in a single season in the BBCOR era, with three - tying the record set in 2023 when the team did so over 57 games.

- Tech has scored 10 or more runs in 18 of 28 games this season.
- Jarren Advincula is making his return to the Bay Area after playing the last two seasons at Cal. The junior enters the weekend leading the ACC in hits (47) and in the midst of a 12-game hitting streak. Should he collect a hit in all three games this weekend, he would match his career long hitting streak.
- Carson Kerce leads the NCAA with 16 doubles this season. Will Baker is just behind with 13 (7th in Division I). GT is the only program in the nation with multiple players delivering more than 12 doubles this year.
- Kerce is averaging 0.57 doubles/game which puts him on pace for 31. The program record is 27, set by Jay Payton in 1994.
- On March 10, junior Vahn Lackey made GT history by becoming the first player in recorded history to play eight different defensive positions in a single game, every position but pitcher. He went 3-for-4 at the plate, finishing a single shy of the cycle and leads the team in avg (.416), runs (37), home runs (11), RBI (38), slugging (.851) OBP (.532) and stolen bases (7-for-7).
- Drew Burress has hit a BBCOR era program record 49 home runs over his GT career, the 5th-most in Georgia Tech program history. He is now three home runs away from tying Andy Bruce (1988-91) for the fourth-most HRs by a Yellow Jacket and eight homers shy of the record (57) set by Jason Varitek (1991-94).
- The Yellow Jackets lead the nation with four different players batting over .380: Vahn Lackey (.416), Jarren Advincula (.405), Carson Kerce (.396) and Alex Hernandez (.384).
- Tech is the only team in the nation with 6 players at 30+ runs. No other program has more than four: Lackey (37), Burress (35), Hernandez (33), Zuckerman (33), Advincula (32) and Baker (31).
- GT leads the all-time series 4-2 after winning all four games against the Golden Bears last season - a 3-0 series sweep in Atlanta and a 10-3 victory in the ACC Tournament quarterfinals in which the Jackets set an ACC Tournament record with 7 HR.
- The Jackets went 3-0 in the state of California last season when they became the first college baseball team from east of the Mississippi River to sweep Stanford, at Stanford in a three-game series.

2026 QUICK FACTS
GENERAL INFORMATION

School.....Georgia Institute of Technology (Georgia Tech)
Location.....Atlanta, Ga.
Enrollment.....53,067
Founded.....1885
Nickname.....Yellow Jackets, Ramblin' Wreck
Mascot....."Buzz" the Yellow Jacket
Official Colors.....Tech Gold and White
Conference.....Atlantic Coast Conference (ACC)
President.....Dr. Angel Cabrera
Faculty Athletic Representative.....Dr. Jenna Jordan
Director of Athletics.....Ryan Alpert
Website.....www.RamblinWreck.com

BASEBALL STAFF

Head Coach.....James Ramsey (1st season - 8th at Tech)
 Alma Mater, Year.....Florida State, 2012
Ast. Coach/Pitching/Recruiting Coord. Matt Taylor (3rd year)
 Alma Mater, Year.....Columbus State, 2017
Assistant Coach/Catchers.....Scott Stricklin (1st year)
 Alma Mater, Year.....Kent State, 1993
Assistant Coach/Base Runners.....Josh Schulman (2nd year)
 Alma Mater, Year.....Rochester, 2015 & Texas A&M, 2017
Director of Baseball Operations.....Trey Yunger
Strength and Conditioning.....Steve Tamborra
Athletic Trainer.....Paul Wolkoff
Equipment Manager.....Bill Shackelford
Director of Sports Psychology.....Dr. Jenny Kraska

HISTORICAL INFORMATION

Record Since 1895.....2,704-1,727-27 (.609)
Record at Mac Nease Baseball Park (since 1985)
1,067-349-1 (.753)
ACC Regular Season Record (since 1980)
636-477-2 (.570)
ACC Regular Season Championships (Divisional).....10
 1987, 1993, 1997, 2000, 2004, 2005, (2011, 2019, 2021), 2025
ACC Tournament Appearances.....44
ACC Tournament Record.....84-70 (.545)
ACC Tournament Championships.....9
 1985, 1986, 1987, 1988, 2000, 2003, 2005, 2012, 2014
NCAA Tournament Appearances.....36
 1959, 1971, 1985, 1986, 1987, 1988, 1989, 1990, 1991,
 1992, 1993, 1994, 1995, 1996, 1997, 1998, 2000, 2001,
 2002, 2003, 2004, 2005, 2006, 2008, 2009, 2010, 2011,
 2012, 2013, 2014, 2016, 2019, 2021, 2022, 2024, 2025
NCAA Tournament Record.....80-73 (.523)
NCAA Super Regional Appearances.....5
 2000, 2002, 2004, 2005, 2006
College World Series Appearances.....3
 1994 (2nd), 2002 (T-5th), 2006 (T-7th)
College World Series Record.....4-5 (.444)

STADIUM INFORMATION

Name.....Mac Nease Baseball Park at Russ Chandler Stadium
Year Opened.....1985
Last Renovated.....2020-21
Capacity.....3,194
Dimensions.....329-382-390-350-334
Fence Height.....10 feet
Address.....Fowler Street & Fifth Street, Atlanta, Ga. 30332

2026 TEAM INFORMATION

Lettermen Returning.....24
Starting Position Player.....8
Starting Pitchers.....2
Newcomers.....12

2025 YEAR IN REVIEW

Overall Record.....41-19
ACC Record.....19-11
ACC Finish.....Regular Season Champions
ACC Tournament.....1-1
Final Ranking.....No. 24

NO.	NAME	POS.	YR	B/T	HT	WT	HOMETOWN(LAST SCHOOL)
0	Michael Dee	INF	FR	R/R	6'2"	174	Stone Mountain, GA. (St. Pius X)
1	Parker Brosius	OF	SR	R/L	6'1"	200	Suwanee, GA. (Lambert HS)
2	Jarren Advincula	INF	JR	L/R	6'2"	195	Santa Clara, Calif. (California)
3	Carson Kerce	INF	JR	R/R	5'11"	200	Marietta, GA. (Pope HS)
4	Alex Hernandez	UTL/RHP	SO	R/R	6'2"	210	Cumming, GA. (Forsyth Central HS)
5	Dominic Stephenson	C/OF	FR	R/R	6'0"	208	Marietta, GA. (Harrison HS)
6	Caleb Daniel	OF	SO	L/R	6'0"	188	Cartersville, GA. (Cartersville HS)
7	Will Baker	INF/OF	SO	L/R	6'0"	197	Upper Coomera, Queensland, Australia
8	Drew Burress	OF	JR	R/R	5'9"	185	Houston County, GA. (Houston County HS)
9	Coleman Lewis	OF	FR	L/R	6'1"	220	Lake Park, GA. (Lowndes HS)
10	Kent Schmidt	INF	JR	L/R	6'0"	225	Marietta, GA. (Georgia Southern)
11	Ryan Zuckerman	INF	JR	R/R	6'4"	230	Yardley, PA. (Pittsburgh)
14	Cade Brown	OF/INF	SO	R/R	6'1"	210	Lilburn, GA. (Georgia)
15	Cooper Underwood	LHP	FR	L/L	6'1"	190	Acworth, GA. (Allatoona HS)
16	Charlie Willcox	RHP	FR	S/R	6'3"	218	Santa Rosa Beach, Fla. (South Walton HS)
18	Caden Gaudette	RHP	R-JR.	R/R	6'0"	207	Alpharetta, GA. (Milton HS)
19	Nathanael Coupet	C/OF	R-SO.	R/R	6'0"	218	Boynton Beach, FL (North Broward Prep)
20	Caden Spivey	RHP	SR	R/R	6'2"	193	Vidalia, GA. (Notre Dame)
21	Carson Ballard	RHP	SR	R/R	6'1"	195	Alpharetta, GA. (Wesleyan HS)
22	Tate McKee	RHP	JR	R/R	6'3"	210	Kennesaw, GA. (Mount Paran Christian)
24	Jackson Blakely	RHP	SO	R/R	6'0"	220	Thomaston GA. (Upson-Lee HS)
25	Vahn Lackey	C/INF	JR	R/R	6'2"	215	Suwanee, GA. (Collins Hill HS)
26	Jamie Vicens	RHP	FR	R/R	6'5"	202	Atlanta, GA. (Marist School)
29	Mason Patel	RHP	GR	R/R	6'1"	208	Knoxville, TN Georgia State)
31	Justin Shadek	RHP	R-SO	R/R	6'6"	235	Kinnelon, N.J. (Rutgers)
32	Brett Barfield	LHP	SR	L/L	6'1"	215	Cumming, GA. (Florida State)
34	Drew Rogers	C/INF	SO	R/R	6'1"	220	Tempe, AZ (Hamilton HS)
35	Jake Lankie	RHP	R-SO	R/R	6'2"	191	Alpharetta, GA. (Georgia)
37	Dylan Loy	LHP	JR	L/L	6'0"	208	Pigeon Forge, Tenn. (Tennessee)
39	Tyler Neises	OF/INF	JR	L/R	6'3"	225	Dalton, GA. (Dalton HS)
41	Judson Hartwell	INF/OF	FR	R/R	6'3"	215	Watkinsville, Ga. (Prince Avenue Christian)
43	Dimitri Angelakos	RHP	R-FR	R/R	6'1"	214	Woodstock, GA. (Etowah HS)
49	Kayden Campbell	LHP	SR	R/L	6'1"	210	Cincinnati, OH (Louisville)
54	Riley Hasenstab	RHP	R-FR	R/R	6'2"	218	Duluth, GA. (Duluth HS)
55	Adam McKelvey	LHP	SO	L/L	6'4"	248	Roswell, GA. (Roswell HS)
99	Porter Buursema	RHP	JR	R/R	6'1"	200	Woodstock, GA. (Georgia Southern)

Coaching Staff

Head Coach – James Ramsey (1st Season)
Assistant Coach/Pitching/Recruiting Coord. – Matt Taylor (3rd Season)
Assistant Coach – Scott Stricklin (1st season)
Assistant Coach – Josh Schulman (2nd season)
Director of Pitching - Jason Richman (3rd Season)
Director of Operations - Trey Yunger (1st season)
Player Development Coach - Steve Tamborra (26th season)
Athletic Trainer - Paul Wolkoff (17th season)
Director of Sports Psychology - Dr. Jenny Kraska (2nd Season)

PRO-NUN-SEE-AY-SHUN GUIDE

MICHAEL DEE....."D"
 PARKER BROSIUS.....BRO-ZHUS
 JARREN ADVINCULA.....AD-VINK-YOU-LA
 CADEN GAUDETTE.....GOD-DET
 NATHANAEL COUPE.....COO-PAY
 CADEN SPIVEY.....SPY-VEE
 VAHN LACKEY.....LIKE "VAUGHN"
 JAMIE VICENS.....VI-SENS
 JUSTIN SHADEK.....SHAD-ICK
 TYLER NEISES.....NICE-IS
 DIMITRI ANGELAKOS.....AN-GEL-LAH-KOS
 RILEY HASENSTAB.....HAAS-IN-STOB
 ADAM MCKELVEY.....MICK-KEL-VEE
 PORTER BUURSEMA.....BIR-SIM-AH
 JOSH SCHULMAN.....SHOOL-MAN



RECRUITING SUCCESS

• Tech has now signed top-5 classes in four of the last seven years, top-10 classes in five of the last seven years, and had six-straight top-20 Perfect Game recruiting classes, leading the Atlantic Coast Conference in all categories.

• The 2025 class was ranked No. 28 overall, due to only having nine commits. Although the average player grade came in at 6.44 - the 15th best in the nation.

• The class featured three signees that signed MLB contracts, notably Ryan Mitchell (2nd round pick by the Cardinals) and Ryan Hall (5th round pick by the Tigers)

• It also features **Cooper Underwood**, the No. 1 LHP from the state of Georgia and the 2025 Prep Baseball Georgia Player of the Year out of Allatoona HS. He turned down a 7 figure signing bonus from the Brewers after they selected him in the 12th round of the 2025 MLB Draft.

• Underwood was named the third starter for the opening weekend series, becoming the first true freshman pitcher to start on opening weekend for the Yellow Jackets since Adam Finateri in 2022.

JACKETS FROM 2025 NO. 28 RECRUITING CLASS

Name	Hometown	Position	PG National Ranking
Michael Dee	Stone Mountain, Ga.	INF	---
Judson Hartwell	Watkinsville, Ga.	INF	317
Coleman Lewis	Lake Park, Ga.	OF	214
Dominic Stephenson	Marietta, Ga.	C/OF	152
Cooper Underwood	Acworth, Ga.	LHP	118
Jamie Vicens	Atlanta, Ga.	RHP	201
Charlie Willcox	Santa Rosa Beach, Fla.	RHP	73

• The 2024 freshman class was rated No. 2 in the nation and featured two players ranked in PG's National top-100: Drew Rogers (No. 23 prospect / No. 3 Catcher) and Alex Hernandez (No. 96 prospect / No. 8 3B).

JACKETS FROM 2024 NO. 2 RECRUITING CLASS

Name	Hometown	Position	PG National Ranking
Dimitri Angelakos	Woodstock, Ga.	RHP	---
Will Baker	Upper Coomera, Queensland, Australia	INF	---
Jackson Blakely	Thomaston, Ga.	RHP	---
Caleb Daniel	Cartersville, Ga.	UTL	187
Riley Hasenstab	Duluth, Ga.	RHP	---
Alex Hernandez	Cumming, Ga.	RHP/INF	96
Adam McKelvey	Roswell, Ga.	LHP	---
Drew Rogers	Tempe, Ariz.	C	23

JACKETS FROM 2023 NO. 5 RECRUITING CLASS

Name	Hometown	Position	PG National Ranking
Drew Burress	Houston County, Ga.	OF	18
Nathanael Coupet	Boynton Beach, Fla.	C	494
Carson Kerce	Marietta, Ga.	INF	334
Vahn Lackey	Suwanee, Ga.	C	---
Tate McKee	Kennesaw, Ga.	RHP	123
Tyler Neises	Dalton, Ga.	INF	---

JACKETS FROM 2022 NO. 3 RECRUITING CLASS

Name	Hometown	Position
Parker Brosius	Suwanee, Ga.	OF
Caden Gaudette	Alpharetta, Ga.	RHP
Carson Ballard	Alpharetta, Ga.	RHP

PRODUCTION FROM THE PORTAL

• Georgia Tech's lifeblood lies in high school recruiting but in modern college baseball, portal pickups have become a necessity and Tech has used it to collect key pieces of what the college baseball world believes is a national championship caliber roster in 2026.

JACKETS FROM THE TRANSFER PORTAL

Name	Position	Year at Tech	Past School
Jarren Advincula	INF	1st	California
Brett Barfield	LHP	3rd	Florida St
Cade Brown	INF	1st	Georgia
Porter Buursema	RHP	2nd	Georgia Southern
Kayden Campbell	LHP	2nd	Louisville
Jake Lankie	RHP	2nd	Georgia
Dylan Loy	LHP	1st	Tennessee
Mason Patel	RHP	3rd	Georgia St
Kent Schmidt	INF	2nd	Georgia Southern
Justin Shadek	RHP	1st	Rutgers
Caden Spivey	RHP	2nd	Notre Dame
Ryan Zuckerman	INF	1st	Pitt

CARDIAC JACKETS

• Georgia Tech baseball has been in for exciting baseball since 2019, posting a 39-23 record in one-run games.

• Since 2002, Tech has posted an over 60-percent win percentage in one-run games (.629).

GT BASEBALL RECORD IN 1-RUN GAMES - SINCE 2002

Year	Record	Pct.
2026	1-0	1.000
2025	7-4	.636
2024	4-3	.571
2023	4-6	.400
2022	6-3	.667
2021	8-4	.667
2020	2-2	.500
2019	10-5	.667
2018	4-5	.444
2017	3-9	.250
2016	8-5	.615
2015	9-3	.750
2014	8-10	.444
2013	8-6	.571
2012	9-7	.563
2011	5-5	.500
2010	5-2	.714
2009	7-3	.700
2008	9-4	.692
2007	5-5	.500
2006	9-6	.600
2005	9-9	.500
2004	10-5	.667
2003	7-4	.636
2002	10-3	.769
TOTAL	163-116	.584

RAMMER TIME - A NEW ERA OF TECH BASEBALL

• 2026 is the first season for new Head Coach **James Ramsey** who had been serving as an assistant coach for the past seven seasons.

• Since Ramsey took over coaching the offense in 2019, Georgia Tech leads the ACC in batting average (.311), OPS (.929), OBP (.413), slugging (.516), hits (4,305), doubles (868) and SAC Flies (219), they are second in runs (3,144), triples (91) and RBI (2,997) and third in HR (601).

• Ramsey takes over for the legendary head coach, and Hall of Famer, **Danny Hall**, who retired after his 32nd season in 2025 with the ninth-most wins in college baseball history - 1,452

• This is the first time Tech has had a new head coach since Hall took over in 1994, leading the Yellow Jackets to the College World Series final on the backs of three 1st round draft picks: Nomar Garciaparra, Jason Varitek and Jay Payton.

• This season, Ramsey takes over a team with similar expectations and possibly more 1st round picks. Drew Burress is considered the top outfielder in the upcoming draft along with Vahn Lackey, the top catcher in the class. Jarren Advincula and Alex Hernandez are both projected as Top 50 prospects with the opportunity to play themselves into the 1st round with a strong 2026.

Returning the Culture

• Georgia Tech baseball returns eight of the nine players from the starting lineup of the opening game of the Oxford Regional last season: CF Drew Burress, 1B Kent Schmidt, RF Alex Hernandez, C Vahn Lackey, LF Caleb Daniel, 3B Carson Kerce, 2B Will Baker and DH Drew Rogers.

• The Jackets return 11 hitters from last years team, returning 519 hits (82%), 119 doubles (80%), nine triples (75%) 72 home runs (77%) and 375 RBI (80%).

• They return the 2025 team-leaders in batting average (Kent Schmidt - .397), slugging pct. (Drew Burress - .693), on-base pct. (Drew Burress - .469), runs scored (Drew Burress - 77), hits (Vahn Lackey and Alex Hernandez - 77), RBI (Alex Hernandez - 69), doubles (Drew Burress - 23) and home runs (Drew Burress - 19)

• Alex Hernandez was named 2025 ACC Freshman of the Year, giving Tech back-to-back ACC Freshman of the Year after Drew Burress took home the award in 2024. Georgia Tech was already the only program in conference history to win the award in back-to-back seasons after doing so in 1991 (Jason Varitek) and 1992 (Nomar Garciaparra) - now having done so twice.

• Hernandez became the 7th Yellow Jacket to win Freshman of the Year, joining GT legends Drew Burress (2024), Matt Wieters (2005), Micah Owings (2003), Mark Teixeira (1999), Nomar Garciaparra (1992), and Jason Varitek (1991).

• He earned the award after setting a Georgia Tech freshman record with 69 RBI.

• Georgia Tech is now tied with North Carolina for the most freshman of the year awards in ACC history. Since the conference first began awarding them back in 1991, GT and UNC are the only programs with more than five.

• Burress earned his ACC FOTY award and the National Freshman of the Year honor after slugging .821 in 2024- the highest single season slugging percentage in program history, with a minimum of 200 at bats. It was the 4th highest slugging percentage in a single season by a Yellow Jacket, the best since 1926 and the first .800+ slugging season in 45 years (Tommy Thompson (.811) – 1979).

HIGHEST SLUG % - SINGLE SEASON - GT HISTORY

Name	TB-AB	Slugging %	Season
1. Tom Angley	93-100	.930	1926
2. Bobby Reeves	97-109	.890	1926
3. Doug Wycoff	81-98	.827	1926
4. Drew Burress	179-218	.821	2024
5. Tom Angley	68-83	.819	1925
6. Tommy Thompson	103-127	.811	1979
7. Jason Varitek	182-228	.798	1993
8. Nomar Garciaparra	213-274	.777	1994
9. Mark Teixeira	186-241	.772	2000
10. Riccardo Ingram	179-237	.755	1987

• The Jackets lineup, lauded by D1 Baseball's Aaron Fitt as "the best position player group...and it's not even close," returns All-Americans Drew Burress and Alex Hernandez, Freshman All-American Caleb Daniel and Buster Posey Award semifinalist Vahn Lackey.

• Tech led the nation in doubles last season (149) and return 119 of those to the lineup this year, while adding in Jarren Advincula (17) & Ryan Zuckerman (16).

2025 NATIONAL RANKINGS - DOUBLES

Rank	Team	Conference	Doubles
1.	Georgia Tech	ACC	149
1.	Arizona State	Big 12	149
1.	High Point	Big South	149
4.	New Mexico	Mountain West	148
4.	Murray St.	Missouri Valley	148
6.	Austin Peay	ASUN	141
7.	USC Upstate	Big South	140
8.	Arizona	Big 12	137
9.	California Poly	Big West	136
9.	LSU	SEC	136

• The Jackets were the only Power 4 team with three players at 20+ doubles last year: Burress (23), Kyle Lodise (20) & Carson Kerce (20)

• Tech also returns 60 % of its innings pitched from 2025, including Friday night starter Tate McKee and National Stopper of the Year Finalist/NCBWA All-American, Mason Patel.

• The Jackets pitching staff delivered a 9.37 K/9 rate last season, the third highest in program history.

2025 REGULAR SEASON ACC CHAMPIONS

• The Yellow Jackets won their 10th ACC regular season championship with an ACC leading 19 wins in conference play.

• It was the first outright Atlantic Coast Conference regular-season championship in 20 years: 1987, 1993, 1997, 2000, 2004, 2005, 2011 and now 2025 (Divisional titles in 2019 and 2021).

• In true #CardiacJackets form, the team clinched the regular season title on the final day of conference play, with an 8-2 victory at Duke in which Drew Burress went 4-for-4 in the win, reaching base five times with a single, two doubles, a home run and a hit-by-pitch for his 5th-career four-hit game and his second of the weekend.

• Tech finished the 2025 season with a 41-19 record, the best winning percentage since 2019.

• GT pitching held opponents to 8.84 hits-per-nine innings this year, the lowest mark in over a decade (8.43 in 2014).

• The Jackets finished with a 13-7 record on the road (.650 winning %) – tied for the best road record since 2011 (14-3) and the 5th-best road record with at least 20 games played in program history.

• Vahn Lackey was named a semifinalist for the Buster Posey National Collegiate Catcher of the Year award. Georgia Tech is one of three programs with multiple Buster Posey Award winners (Kevin Parada in 2022 and Joey Bart in 2018), alongside Florida State and Southern California.

• Mason Patel became the first finalist for the National Stopper of the Year award in program history, after becoming the first Yellow Jacket in program history to win 11 games without making a single start. His 11 wins last year was the 13th-most in a single season in GT history, most since Kyle Bakker posted 13 wins in 2002.

THE JACKETS RAKE WITH RAMSEY

• Since Ramsey took over coaching the offense in 2019, Georgia Tech leads the ACC in batting average (.311), OPS (.929), OBP (.413), slugging (.516), hits (4,305), doubles (868) and SAC Flies (219), they are second in runs (3,144), triples (91) and RBI (2,997) and third in HR (601).

• Over Ramsey's tenure, the Georgia Tech offense has led the nation in multiple categories and have been the class of the ACC - one of the nations most difficult conferences.

GEORGIA TECH — 2025 FINAL NAT'L/ACC RANKS

Category	No.	D1 Rank	ACC Rank
Doubles	149	1st	1st
SAC Flies	40	1st	1st
Doubles per game	2.48	7th	1st
Slugging %	.540	11th	2nd
Batting Average	.315	12th	1st
Runs	506	22nd	4th
Hits	632	25th	3rd
Scoring	8.4	26th	2nd
On-Base %	.416	28th	3rd
Home Runs	93	30th	4th

GEORGIA TECH — 2024 FINAL NAT'L/ACC RANKS

Category	No.	D1 Rank	ACC Rank
Base on Balls	360	10th	3rd
On-Base Percentage	.420	17th	2nd
Batting Average	.305	29th	6th
Slugging Percentage	.516	30th	7th

GEORGIA TECH — 2023 FINAL NAT'L/ACC RANKS

Category	No.	D1 Rank	ACC Rank
Doubles/Game	2.49	3rd	2nd
Average	.323	4th	2nd
Doubles	142	10th	2nd
Slugging percentage	.538	11th	1st
On-base percentage	.416	15th	3rd

GEORGIA TECH — 2022 FINAL NAT'L/ACC RANKS

Category	No.	D1 Rank	ACC Rank
Runs per game	9.4	3rd	1st
Average	.327	1st	1st
On-base percentage	.419	6th	2nd
Slugging percentage	.551	5th	2nd
Home runs	115	10th	3rd

GEORGIA TECH — 2021 FINAL NAT'L/ACC RANKS

Category	No.	D1 Rank	ACC Rank
Doubles	127	8th	1st
Hits	566	25th	2nd
Home Runs	73	27th	5th

GEORGIA TECH — 2020 FINAL NAT'L/ACC RANKS

Category	No.	D1 Rank	ACC Rank
SAC Flies	14	3rd	1st
Doubles	35	28th	7th

* 2020 season cut short after 16 games

GEORGIA TECH — 2019 FINAL NAT'L/ACC RANKS

Category	No.	D1 Rank	ACC Rank
SAC Flies	41	4th	1st
Walks	357	7th	3rd
Batting Average	.297	22nd	1st
On-Base %	.406	11th	1st
Runs	464	16th	3rd
Scoring	7.5	16th	3rd
Hits	635	17th	2nd
Slugging %	.459	27th	3rd

HITTING
LIVING UP TO EXPECTATIONS IN 2026

- The Yellow Jackets offense entered the 2026 season with as lofty of expectation as you can imagine, being lauded as “the best position player group... and it’s not even close,” by D1 Baseball’s Aaron Fitt. Additionally, D1 Baseball’s Bradley Smart gushed over the talent in the Tech lineup when he said, “This position player group has a chance to be the best in the country. Full Stop.”
- Through 27 games, the Yellow Jackets have lived up to the hype, exploding for a Power 4 BBCOR era record 288 runs against Bowling Green (50), Georgia Southern (25), Stony Brook (51), Georgia State (8), Northwestern (44), Virginia Tech (36), West Georgia (14), Clemson (28), Auburn (15), Pitt (32) and NC State (19).
- In seven weekend series, the Jackets are averaging 11.8 runs/game overall and 9.4 runs/game across four ACC series.
- 320 runs through the first 28 games of the regular season is the most in the program’s 131-year history and the + 193 margin of victory is also the largest in program history.
- Tech has scored at least 10 runs in 18 of 28 games this season.
- The Jackets are the only Power 4 team, and one of only two programs in the BBCOR era to record this many runs through the first seven weekends of a regular season. (Also New Mexico State in 2019).
- The 50 runs against BGSU were the most Tech has scored over an opening weekend three-game series in program history.
- The 50-11 overall score was the largest margin of victory (39) for a three-game series since Tech swept Western Carolina by a 47-run margin back in 2019.
- The Jackets went on to win three of their weekend series by at least a 30-run margin: +39 vs. BGSU, +33 vs. Stony Brook and +32 vs. Northwestern.
- The 27 run outburst in the second game of the series vs. Bowling Green is tied for the most runs scored by GT in a single game since 1994 – Danny Hall’s first year with Georgia Tech, and the year the Yellow Jackets finished runners-up at the College World Series.
- 25 runs at Georgia Southern are the most GT has ever scored in the series’ 144 game history, while the 24-run victory was the largest margin of victory in the BBCOR era (since 2011) and the largest since defeating Virginia Tech by 25 runs on May 14, 2005 (27-2).
- Tech delivered its third 20+ run game of the season on Sunday against Stony Brook (Feb. 22). It was the third 20-run game of the season, matching the BBCOR era record for a single season and the most, overall, since 2010.
- GT smashed Virginia Tech 16-1 in its ACC opener, the most in an ACC opener since scoring 25 against Maryland in 1995.
- The 15-run margin of victory is the most in Tech has had an ACC game since beating Clemson, 18-2, last year.
- The Yellow Jackets enter this week as the best offense in the country and the best offense in modern college baseball history. In the 16 seasons of the BBCOR era,

the 2026 Yellow Jackets have produced the best batting average (.364), on-base percentage (.486) and runs scored (320) of any Power 4 team after seven weeks in the BBCOR era.

- Tech leads Division I in four standard statistical categories: batting average (.364), on-base percentage (.486), OPS (1.119) and runs (320) and are Top 10 in multiple others: slugging (2nd – .633), hits (2nd – 355), walks (2nd – 195), doubles (4th – 74) and home runs/game (5th – 2.08).
- The Jackets also lead Division I in five advanced stats: BABIP (.423), WOBAs (.499) WRC (295) WRAA (109) and WRC+ (159).

GEORGIA TECH — 2026 NAT’L/ACC RANKS

Category	No.	D1 Rank	ACC Rank
Batting Average	.364	1	1
OPS	1.119	1	1
On-Base %	.486	1	1
Runs	320	1	1
Scoring (Runs/Game)	11.4	1	1
BABIP	.423	1	1
WOBAs	.499	1	1
WRC+	159	1	1
WRC	295	1	1
WRAA	109	1	1
Hits	355	2	1
Slugging %	.633	2	1
Walks	195	2	2
Doubles/Game	2.64	3	1
Doubles	74	4	1
Home Runs	58	4	2
HR/Game	2.08	5	2

- The Jackets are the only team with a batting average over .360 and lead the nation by .006 over the next closest team (Texas Tech - .358).
- Tech is the only team in Division I with an OBP over .465, coming in .024 points ahead of the next best team: Pitt (.462).
- The Jackets are scoring an average of 0.8 run/game more than the next closest team - Texas Tech (10.6).
- Carson Kerce leads the NCAA with 16 doubles this season. Will Baker is just behind with 13 (7th in Division I). GT is the only program in the nation with multiple players delivering more than 12 doubles this year.
- Kerce is averaging 0.57 doubles/game which puts him on pace for 31 by the end of the season. The program record is 27, set by Jay Payton in 1994.
- The Yellow Jackets lead the nation with four different players batting over .380: Vahn Lackey (.416), Jarren Advincula (.405), Carson Kerce (.396) and Alex Hernandez (.384).
- Georgia Tech is the only team in the nation with six players with over 30 runs scored. No other program has more than four: Vahn Lackey (37), Drew Burress (35), Alex Hernandez (33), Ryan Zuckerman (33), Jarren Advincula (32) and Will Baker (31).
- vs. West Georgia on March 10, junior Vahn Lackey made GT history by becoming the first player in recorded history to play eight different defensive positions in a single game, every position but pitcher. He went 3-for-4 at the plate, finishing a single shy of the cycle. He would go onto finish a triple shy of the cycle in the series opener at Clemson that weekend, on his way to earning Perfect Game National Player of the Week honors.

2026 NAT’L/ACC RANKS - INDIVIDUAL

Player	Category	No.	D1 Rank	ACC Rank
Carson Kerce	Doubles	16	1	1
Carson Kerce	2B/Game	0.57	3	1
Will Baker	Doubles	13	7	2
Jarren Advincula	Hits	47	8	1
Jarren Advincula	Hits/Game	1.68	10	1
Will Baker	2B/Game	0.48	10	2
Vahn Lackey	Slug. %	.851	12	5
Vahn Lackey	Total Bases	86	17	3
Vahn Lackey	OBP	.532	19	3
Vahn Lackey	Avg.	.416	19	3
Vahn Lackey	Runs/Game	1.32	24	5
Vahn Lackey	Runs	37	25	6

STREAKS

- The Jackets hold a number of hitting and on-base streaks this season

Active Hitting Streaks - GT Baseball

Name	Hit Streak	Since	Longest
Jarren Advincula	12 games	March 10	15 [§]
Vahn Lackey	3 games	March 28	11
Drew Burress	3 games	March 28	12
Kent Schmidt	3 games	March 28	11

- Advincula’s 12 game hitting streak is even more impressive, considering he has made multiple hits in nine of the 12 games and seven of his last nine.

Active On-Base Streaks - GT Baseball

Name	On Base Streak	Since	Longest
Alex Hernandez	30 games	May 30, 2025	Same
Jarren Advincula	12 games	March 10	24 [§]
Ryan Zuckerman	10 games	March 13	17
Vahn Lackey	7 games	March 20	30

§ Accomplished while playing at Cal

- Drew Burress held a 56 game on-base streak from April 28, 2024 - April 19, 2025 - the 5th longest on-base streak in program history, and the longest since 2007.

Longest On-Base Streaks - GT Baseball History

Name	Started	Ended	Streak
Danny Payne	2006	2007	80
Scott Jordan	1984	1985	79
Jason Varitek	1993	1994	65
Mark Teixeira	2000	2001	58
Richard Lewis	2000	2001	56
<i>Drew Burress</i>	<i>April 28, 2024</i>	<i>April 19, 2025</i>	<i>56</i>

- Earlier this season, Vahn Lackey set a career high with an 11 game hit streak.
- Advincula’s 12 game hit streak is the longest by any Jacket this season.
- Kent Schmidt set a career high with a 26 game on-base streak that extended back into 2025.
- Alex Hernandez’ current 30 game on-base streak is the longest on the team and the longest by any Yellow Jacket since Burress’ 56 game streak last season.

Last Friday: GT 3 - NC State 1

- Junior Jarren Advincula recorded his team-leading 15th multi-hit game of the season, going 2-for-3 with a double and two RBI.
- He extended his hitting streak to a team-high nine games and has scored a run four-straight games.
- Advincula has recorded extra-base hits in three straight games now, one game shy of tying his career high, set last season at Cal.
- His home run was his 5th of the season and the 16th of his career, one shy of his career high from last year.
- Junior Carson Kerce continued his incredible ACC season, connecting for a solo home run in the second inning to put GT in front, 3-0.
- It was his second home run of the year and his team-leading 10th extra-base hit in 10 ACC games.
- Through 10 ACC games, Kerce led the team in avg. (.475), hits (19), doubles (eight), XBH (10), OBP (.512), slugging (.825) and OPS (1.337) all while posting a perfect 1.000 fielding percentage at shortstop.
- He extended his on-base streak to 18 games, two shy of his career high.
- Sophomore Will Baker hit his 13th double of the season, a total that would be tied for the most in the country were it not for Kerce, who has hit 16.

• Baker, who was recently tabbed as one of the Top 50 outfielders in Division I by D1 Baseball, has 13 doubles this season, which is half of his total hits from last year (26 hits in 2025).

• Sophomore Alex Hernandez extended his on-base streak to a career best 27 games with a hit-by-pitch. He has reached base in every game this season.

Last Saturday: GT 6 - NC State 4

- Junior Drew Burress delivered a vintage performance, going 3-for-5 with the go-ahead RBI and three runs scored. It was his fifth 3+ run game of the season and the 16th of his career.
- He has scored three or more runs at least five times in each of his three seasons on The Flats and is one three-run game away from tying his career high (six) set during 2024.
- Junior Kent Schmidt delivered three hits, going 3-for-5 with three RBI. He nearly made it a career day in the eighth inning but was robbed of what would have been a three-run home run on a terrific defensive effort.
- This was Schmidt's third three-hit game of the season and his third game with at least three RBI – falling one shy of tying his season highs in both categories, which he accomplished at Georgia Southern (4 hits) and at No. 8 Clemson (4 RBI).
- Schmidt has delivered 15 RBI in ACC play this year, tied with Carson Kerce for the most on the team.
- Junior Jarren Advincula recorded his team-leading 16th multi-hit game of the season, going 3-for-5.
- He extended his hitting streak to a team-high 10 games

and has recorded multiple hits in six of his last seven games and eight of his last 10 dating back to March 10.

- With his three hits tonight, Advincula guaranteed himself to have delivered multiple hits in more than half of his games played in March, doing so in nine out of 15 games so far with only two left on the calendar for this month.
- Junior Vahn Lackey had yet another highlight filled day at the ballpark, going 2-for-4 with an RBI and two runs scored while also recording his second defensive highlight of the weekend with a back-pick to first base in the first inning for the third out.
- His RBI in the eighth inning, making it a 6-4 game, was his 34th of the season, the most on the team.
- Junior Carson Kerce recorded a base hit to extend his on-base streak to 19 games, one shy of his career high.
- Sophomore Will Baker came around to score the game winning run, his 30th of the season. He also drew a pair of walks, bringing his season total to 21 – one of six Yellow Jackets with 20+ free passes this season.
- Sophomore Alex Hernandez extended his on-base streak to a career best 28 games with a bases loaded walk in the first inning. He has reached base in every game this season.
- The walk drove in his 23rd RBI this year, bringing his career total to 92.

Last Sunday: GT 10 - NC State 0 (8)

- Georgia Tech has swept its first ACC series of the season after taking two of three in each of the previous three (vs. Virginia Tech, at No. 8 Clemson and at Pitt).
- Tech has now swept four of its first seven series for the first time since 2011.
- The win brings GT's ACC record to 9-3, the best through four series since starting 11-1 in 2011.
- Tech scored in the first inning of every game this series. The Jackets have scored in the first inning in five of their last six games and seven of the 12 ACC games up to this point.
- The Jackets won the 3rd inning, 2-0, thanks to a pair of solo shots from Brosius and Lackey. Tech has been dominant in the 3rd inning this season, winning the inning by a combined score of 52-6 this season.
- Junior Vahn Lackey went 2-for-3 at the plate as the designated hitter, launching his team-leading 10th home run of the season and driving in the opening run of the game on a productive out.
- Lackey has now hit as many home runs this season (10) as he did in his freshman and sophomore seasons combined.
- He now stands at 36 RBI for the season, the most on the team. He continues to lead the Yellow Jackets offense in almost every offensive category this season: avg (.423), runs (36), home runs (10), RBI (36), slugging (.845) OBP (.541) and stolen bases (7-for-7).
- Junior Ryan Zuckerman broke the game open with a bases loaded double in the sixth inning. It was his 10th multi-RBI game of the year, tied with Jarren Advincula for the most on the team.
- Zuckerman has driven in 34 runs this season, two behind Lackey for the most on the team.
- Junior Kent Schmidt delivered two RBI off a bases loaded single in the sixth inning.
- Schmidt has delivered 17 RBI in ACC play this year, the most on the team.

- Junior Jarren Advincula recorded his team-leading 17th multi-hit game of the season, going 2-for-4.
- He extended his hitting streak to a team-high 11 games and has recorded multiple hits in seven of his last eight games and nine of his last 11 dating back to March 10.
- Advincula has delivered multiple hits in more than half of his games played in March, doing so in 10 out of 16 games with one more opportunity on Tuesday to add on.
- Senior Parker Brosius set a new career high with his third home run of the year to make it a 2-0 ballgame in the third inning. The three home runs this season match his career output from his first three years on campus.

• Junior Drew Burress reached base three times, going 1-for-3 with a leadoff double and a pair of walks, including a bases loaded RBI walk in the eighth inning. He led the team with five runs scored this series.

• He came around to score the first run of the game. Burress has scored 33 runs this season, the second most on the team behind Lackey, and 183 runs as a Yellow Jacket, bringing him two runs away from cracking into the Top 20 for runs scored in program history.

• He is now 13 runs away from tying the BBCOR era program record for career runs, currently held by Wade Bailey (196 runs – 2015-18).

• His RBI was his 20th of the season and the 149th RBI of his career.

• Sophomore Alex Hernandez extended his on-base streak to a career best 29 games with a base hit. He has reached base in every game this season.

Last Midweek: GT 13 - Auburn 3 (8)

- This was the first win over Auburn since 2023 and the first mercy-rule win in the series 250 game history.
- This was the first game decided by run-rule in program history against an SEC team, giving Tech a 1-0 record vs. the SEC in games decided by a run-rule.
- The 13 runs scored tonight were the most Tech has put up on an SEC opponent since scoring 13 against Georgia in 2013 and the most runs Tech has scored against Auburn since scoring 20 against them back in 2004.
- The Jackets scored six runs in the second inning, marking the 21st inning this season with at least five runs scored (9.6% of total innings).
- Junior Drew Burress led the team with three RBI, going 2-for-4 with a double and a single that would turn into an inside the park home run thanks to an Auburn error in the outfield.
- He scored two runs, giving him 35 runs this season, the second most on the team behind Vahn Lackey (37). He has scored 185 runs as a Yellow Jacket, tying him with Jay Payton and Mark Fischer for the 20th most runs scored in Georgia Tech history.
- He is now 11 runs away from tying the BBCOR era program record for career runs, currently held by Wade Bailey (196 runs – 2015-18).
- His two-run go-ahead double in the second inning were his 150th and 151st RBI in White & Gold. He is now 20 RBI away from cracking the all-time Top 20 in program history.
- He connected for his 10th double of the season, bringing his career total to 48, two shy of the all-time GT Top 20.

JACKETS IN THE POLLS

WEEK	BA	USA	NCBWA	D1	PG
Preseason	4	4	4	5	2
Week 1	4	4	4	5	2
Week 2	4	4	4	5	2
Week 3	4	5	4	5	3
Week 4	4	4	4	4	3
Week 5	3	3	3	3	3
Week 6	3	3	3	3	3
Week 7	3	3	3	3	3

BA = Baseball America, USA = USA Today, NCBWA = NCBWA, D1 = D1Baseball.com, PG = Perfect Game N/A = poll not out before release of notes rv = receiving votes

The Yellow Jackets were the highest ranked team in the conference across four different national preseason top-25 polls: No. 2 (Perfect Game), No. 4 (Baseball America), No. 4 (USA Today Coaches Poll) and No. 5 (D1 Baseball).

The No. 2 preseason ranking is the fourth highest in program history and the highest since 2003 (BA), 2001 and 1994 when the Jackets were preseason No. 1.

Tech earned its highest preseason ranking from Baseball America since 2006 (the last time GT reached the College World Series)

The No. 4 ranking from the Coaches Poll was the highest in that poll since Tech was ranked preseason No. 2 in 2003.

The No. 5 ranking from D1 Baseball was the best Tech has received since the publication began doing preseason rankings in 2014.

The Yellow Jackets are officially a consensus Top 5 team headed into the season. It is the first time Tech has been consensus Top 5 at any time since 2006, the last time the Jackets went to the College World Series.

is the first time GT is a consensus Top 5 team in the preseason since 2003, 23 years ago.

"It's great to see us ranked so highly to start the season," head coach James Ramsey said. "It's a reflection of all the hard work that our players and staff have been putting in since the end of last season both in recruiting new players and continuing to develop the talent that helped us to an ACC Championship last year. We're all excited to get to work and put a product on the field that Georgia Tech can rally behind and be proud of. We know our fanbase is ready for championship level baseball on The Flats and our team couldn't be more excited to play this season in front of them."

This week, Georgia Tech was a consensus Top 3 team for the third straight week, the first time that has happened since 2006.

- Junior Vahn Lackey went 1-for-4 at the plate, connecting for his team-leading 11th home run of the season, driving in two runs in the process.

- Lackey has now hit as more home runs this season (11) than he did in his freshman and sophomore seasons combined.

- He now stands at 38 RBI for the season, the most on the team. He continues to lead the Yellow Jackets offense in almost every offensive category this season: avg (.416), runs (37), home runs (11), RBI (38), slugging (.851) OBP (.532) and stolen bases (7-for-7).

- Junior Ryan Zuckerman got the scoring started with his 10th home run of the season, a two-run 430-foot blast to the opposite field in the second inning. He is now three homers shy of his career high despite playing in just over half of the games it took him to accomplish it last season (10 HRs in 28 games in 2026 / 13 HRs in 55 games in 2025).

- Zuckerman has driven in 36 runs this season, two behind Lackey for the most on the team.

- Junior Kent Schmidt scored a pair of runs, going 1-for-2 with a pair of walks. He leads the team with 1.1 walks/game this season, standing three total walks shy of the team leader (Burruss) despite playing in eight fewer games due to an injury earlier in the year.

- Junior Carson Kerce led the team with three runs scored, going 2-for-3 with a two-run home run and a walk.

- He has hit three home runs this season, one shy of his career high which he set last season.

- Junior Jarren Advincula extended his hitting streak to a team-high 12 games and has recorded multiple hits in seven of his last nine games and nine of his last 12 dating back to March 10. He would match his career-long hitting streak should he collect a hit in each of the next three games against his former team, California.

- Advincula finishes the month of March with multiple hits in 10 out of 17 games.

- Sophomore Caleb Daniel came off the bench in the 8th inning, swinging at the first pitch he saw and depositing it 370 feet into the trees in right field.

- It was his 7th home run of the season, the third most on the team behind Lackey and Zuckerman. Daniel has already matched his freshman year home run total this season.

- The pitch he hit out was the first pitch he had seen in a game in nine days after not getting an at-bat this past series vs. NC State.

- This was his first-career walk-off hit and the Jackets' 5th walk off of the season, including each of the last two games.

- Sophomore Alex Hernandez extended his on-base streak to a career best 30 games with an RBI double in the 7th. He has reached base in every game this season.

GAME-WINNING PLAYS

Game-winning plays are ones that give Tech the lead or break a tie en route to win

Game	Play	Inning	Final
vs BGSU	Daniel - ITP Home Run	3rd	11-5
vs BGSU	Hernandez - 3-run HR	3rd	27-4
vs BGSU	Lackey - RBI Single	1st	12-2
at GS	Schmidt - RBI Single	1st	25-1
vs. SBU	Hernandez - 2-run HR	5th	14-5
vs. SBU	Lackey - Solo HR	5th	10-5
vs. SBU	Lackey - RBI Single	10th	6-5
vs. SBU	Burruss - Solo HR	1st	21-3
vs. NU	Daniel - Solo HR	2nd	17-3
vs. NU	Baker - 2 RBI single	2nd	13-3
vs. NU	Zuckerman - Solo HR	5th	14-6
at GSU	Baker - SAC Fly	4th	4-1
vs VT	Schmidt - 2 RBI single	1st	16-1
vs VT	Lackey - 2-run HR	7th	14-5
vs. UWG	Hernandez - Solo HR	1st	14-0
at CU	Burruss - 2-Run HR	3rd	10-0
at CU	Lackey - Solo HR	2nd	9-3
at Pitt	Schmidt - RBI Single	1st	11-9
at Pitt	Schmidt - RBI Double	2nd	12-4
NC State	Advincula - Solo HR	1st	3-1
NC State	Burruss - RBI Triple	8th	6-4
NC State	Lackey - RBI groundout	1st	10-0
Auburn	Burruss - 2 RBI double	2nd	13-3

italics indicates Walk-Off hit

GAME-WINNING RBI LEADERS

Player	2026	Career at GT
Drew Burruss	3	15
Vahn Lackey	6	8
Kent Schmidt	4	8
Alex Hernandez	3	8
Parker Brosius		5
Carson Kerce		5
Caleb Daniel	2	5
Will Baker	2	5
Tyler Neises		1
Ryan Zuckerman	1	1
Jarren Advincula	1	1

CAREER WALK-OFF HITS

Player (Date)	Play	Inning	Final
Parker Brosius (3/8/24 vs. YSU)	2-RBI double	8th	15-5
Parker Brosius (4/2/24 vs. Presbyterian)	RBI bunt single	7th	9-8
Drew Burruss (2/15/25 vs. ODU)	Grand Slam	9th	7-3
Alex Hernandez (3/2/25 vs. WMU)	2-run HR	7th	13-3
Drew Burruss (4/12/25 vs. Cal)	RB Single	8th	15-5
Kent Schmidt (4/27/25 vs. UVA)	Solo HR	10th	7-6
Will Baker (2/14/26 vs. BGSU)	2-RBI double	7th	12-2
Vahn Lackey (2/21/26 vs. SBU)	1-RBI single	10th	6-5
Will Baker (2/28/26 vs. NU)	SAC Fly	7th	13-3
Jarren Advincula (3/29/26 vs. NCSU)	RBI Single	8th	10-0
Caleb Daniel (3/31/26 vs. Auburn)	Solo HR	8th	13-3

set last Saturday at Pitt.

PITCHING
The Matt Taylor Effect

- 2026 is the third year on The Flats for pitching coach Matt Taylor and Director of Pitching Jason Richman.

- Last season, the Tech pitching staff improved in just about every statistical category and with 60% of the innings pitched returning for 2026 infused by a very well regarded freshman and transfer class. The Jackets are hoping to be even stingier on the mound this year.

- GT pitching finished 2025 with a 4.91 team ERA, its lowest in 6 years (2019 – 4.46) & 4th lowest in the ACC.

- It was the first time Tech has been in the Top 5 of the conference in ERA since 2011.

- The Jackets struck out 527 opposing hitters this past season and have struck out at least 500 in every season since the pandemic shortened 2020 campaign – one of only four ACC programs to have done so (also FSU, Duke and UNC).

- GT improved its ERA by 1.57 runs from 2024 to 2025, the third largest improvement among Power 4 programs and the largest improvement by any Power 4 team to make a Regional.

- So far, through 21 games, Tech pitching is striking out opponents at a 10.5 K/9 clip, the 39th best rate in the nation and the 7th best in the ACC.

- Tech pitching surrendered five or fewer runs in each of its first eight games for the first time since 2014 and only the second time in the 21st century. This marks the 14th season that Tech has accomplished this overall: 2026, 2014, 1993, 1987, 1965, 1964, 1959, 1957, 1925, 1920, 1917, 1913, 1909 and 1905.

- GT matched a program record with 19 strikeouts at Georgia Southern, the most since 1989 & only the 3rd time it has been accomplished in 131 years of GT baseball

Stat	2026	2024	Change	'14-'24 avg.	Change
ERA	4.46	6.48	2.02	5.45	0.97
H/9	8.37	9.99	1.62	9.70	1.33
BAA	.247	.283	.036	.278	.031
WHIP	1.45	1.61	.16	1.57	.12
K/9	10.0	9.2	0.8	8.35	1.65
BB/9	4.66	4.49	-.13	4.43	-.23
K/BB	2.15	2.06	.09	1.94	.21

- Prior to joining the Yellow Jackets, Taylor was the minor league pitching coordinator for the Atlanta Braves after three seasons as the pitching coach at Georgia State.

- On opening weekend, the Jackets recorded 37 strikeouts in 25.0 innings, good enough for a 13.33 K/9 clip, the 23rd best mark in the country and the fifth highest in the ACC.

- Sophomore Jackson Blakely recorded nine strikeouts in his first career start, the most Ks by any Tech pitcher making career start No. 1 since at least the turn of the century.

- R-freshman Dimitri Angelakos also made his first career start, one week after Blakely against Georgia State, pitching 5.0 scoreless innings with five strikeouts and only two hits allowed. He was perfect through the lineup for the first time, retiring the first nine batters he faced.

- Against NC State, the pitching staff held No. 14 NC State to just 5 runs over three games. The fewest runs allowed in a series against a Top 25 opponent since 2006.

Jackets with a K/9 over 10.00 - 2026

Name	IP	Class	K/9
Adam McKelvey	5.0	So.	18.00
Jamie Vicens	4.0	Fr	18.00
Justin Shadek	11.2	r-So.	12.46
Porter Buursema	10.1	Jr.	12.19
Caden Spivey	9.2	Sr.	13.03
Jake Lankie	11.1	r-So.	11.91
Carson Ballard	12.0	r-Jr.	11.25
Charlie Willcox	10.1	Fr.	10.45

Last Friday: GT 3 - NC State 1

- The pitching held NC State to just one run on five hits. It is the sixth time this season the pitching has allowed one or fewer, already just two shy of last year's season total, while playing in less than half of the total games.

- Junior Tate McKee made his 23rd consecutive series opening start, pitching a career-high 7.1 innings and allowing only one run on four hits while striking out three and inducing 13 groundouts.

- He remains the only Yellow Jacket to breach the 30-strikeout mark, bringing his season total to a team high 34.

- Tech improves to 19-4 in series openers started by McKee (.826 win %) and have won each of the last 10 series begun by him.

- This was the third time in McKee's career that he has pitched through the end of the seventh inning, after doing so twice last season (at Miami (Fla.)) and vs. Western Kentucky in the Oxford Regional). It was the first time he has recorded an out in the eighth, doing so with his 13th groundout of the game.

- McKee has pitched a team-high 20.1 innings in ACC play this year, the next closest Yellow Jacket has pitched 10.1 innings – Sunday starter Jackson Blakely.

- He improves to 4-0 on the season, collecting his first win since pitching 6.0 scoreless innings in a run-rule win at Clemson two weeks ago.

- This was McKee's fourth outing of the year with one or fewer earned runs allowed, matching his season total from last year when he did so over 16 starts.

- Mason Patel got the ball in the eighth inning with one out, earning himself a 1.2 inning save by recording five consecutive outs after an initial single.

- This was Patel's seventh career save and second of the season. He recorded a team-high five saves last season on his way to becoming Tech's first NCBWA All-American pitcher since 2019.

- Since recovering from an injury that saw him miss 20 days, Patel has made three appearances out of the bullpen, pitching 5.1 scoreless innings with a victory and two saves.

- Over the last two seasons, Patel has made 26 appearances out of the bullpen, posting 12 wins and seven saves.

Last Saturday: GT 6 - NC State 4

- The pitching held NC State to four runs, marking the 19th time in 26 games that GT has allowed five or fewer runs against, GT is 19-0 when doing so.

- Junior Porter Buursema made his first career start as a Yellow Jacket. He pitched 2.1 innings, just two out shy of his season long,

- He would allow a double, just his second extra-base hit allowed all season, the fewest by any Tech pitcher with at least 10 innings pitched.

- Junior Dylan Loy was the first out of the bullpen, entering the game with the bases loaded and one out and doing an excellent job of mitigating damage by only allowing one inherited runner to score and keeping the game in reach, 3-2. He wouldn't allow a run from that moment on, delivering a scoreless fourth inning before handing the ball off to Caden Gaudette with two outs in the fifth inning.

- This was Loy's third appearance out of the bullpen this season. He has thrown 9.1 innings in relief this season, allowing only four hits and zero runs while striking out 10.

- Gaudette delivered a career performance, pitching a career high 3.1 innings in relief and coming away with the win.

- He entered the game with runners on second and third and two outs in the fifth inning, getting a strikeout on four pitches to fire up the GT dugout ahead of what would become a two-run bottom of the fifth.

- He pitched the end of the fifth and the full sixth and seventh innings without allowing a hit before giving up a game-tying solo home run in the eighth. Gaudette stayed the course, collecting three straight outs on his next nine pitches and keeping the game tied before Burress took matters into his own hands in the bottom of the inning.

- This was Gaudette's second win of the season, bringing his record to 2-0. He leads the team with 11 appearances this season, all out of the bullpen.

- He is 2-0 in ACC play, tied with Tate McKee for the most wins of any pitcher on staff while pitching 9.0 innings, the most of any non-starter.

- He has set a new career high with 14.1 innings pitched this year while holding a 3.77 ERA, the lowest of his career.

- Senior Brett Barfield slammed the door shut in the ninth. Holding onto the momentum the offense seized in the bottom of the eighth and recording three outs on eight pitches in the ninth to secure the save.

- This was his first save of the season and the second of his career.

- Barfield has not allowed a run in any of his last three outings (3.0 IP) and lowers his ERA to a team-best 2.35 over nine outings.

Last Sunday: GT 10 - NC State 0 (8)

- Tech pitching held No. 14 NC State to just five runs over the three-game series, the fewest runs allowed to a Top 25 ranked opponent since giving up five to No. 2 North Carolina back in 2006, also the last season the Yellow Jackets reached the College World Series.

- This was the third shutout of the season for the GT pitching staff, the most in a single season since 2022.

- The pitching held NC State scoreless, marking the 20th time that GT has allowed five or fewer runs, GT is 20-0 when doing so.

- This marked the sixth time this season that Tech pitching

has held the opponent scoreless through six innings. The Jackets are unsurprisingly, 6-0 when that has occurred.

- Sophomore Jackson Blakely became the first Tech pitcher this season to toss 7.0 shutout innings when he delivered a 7.0 IP, 0 runs, 4 hits, 1 walk, three strikeout performance this afternoon.
- He has only allowed runs in one of his four starts this season (19.1 innings) and has now held opponents off the board in 11.0 consecutive innings dating back to March 14.
- He faced 25 batters today, throwing 96 pitches for 7.0 shutout innings, all career highs.
- Blakely has only allowed runs in one of his six appearances this year, including two games out of the bullpen against Georgia Southern and Virginia Tech.
- He lowers his ERA to a team-best 2.22 while bringing his record to 3-1 over 24.1 innings of work.
- He is the first Tech pitcher since Brady Jones (2025) to throw 7.0 scoreless innings, doing so against an NC State offense that was ranked No. 16 in the nation in scoring headed into the weekend.
- R-sophomore Justin Shadek came out of the bullpen for the eighth inning, working around a pair of walks to strike out the side.
- He has delivered 17 strikeouts across 11.2 innings of work this season, good for a 13.11 K/9 rate, the highest on the team among pitchers with more than 5.0 innings on the mound.

Last Midweek: GT 13 - Auburn 3 (8)

- Tech pitching held No. 11 Auburn to just three runs, marking the 21st time that GT has allowed five or fewer runs (75 % of games), GT is 21-0 when doing so
- This marked the second straight game and the 11th time this season the Tech bullpen has held an opponent scoreless.
- The GT bullpen has not allowed a run in 9.1 innings. That's three innings shy of the season-long set over the course of four games from Feb. 24-March 1.
- Freshman Cooper Underwood got his fifth start of the season, tossing a scoreless first inning before running into trouble in the second.
- He was relieved by r-sophomore Jake Lankie who threw one pitch to induce an inning ending groundout for a tidy outing. This was his eighth outing of the season, matching his total appearances from last season. It was his sixth outing without allowing an earned run, dropping his ERA to 5.56 for the season.
- Senior Kayden Campbell made his ninth appearance of the season to start the third inning recording an out before handing the ball off to Loy.
- Junior Dylan Loy entered the game with the bases loaded in the third inning, recording a strikeout on three pitches before inducing an inning ending flyout to keep momentum on the GT side.
- He would toss a 1-2-3 inning in the fourth, beginning what would become 11 consecutive outs by Tech pitchers.

- Loy would get credit for the win, bringing his record to 2-1 for the season in his ninth appearance.
- This was Loy's fourth appearance out of the bullpen this season. He has thrown 11.0 innings in relief this season, allowing only four hits and zero runs while striking out 11.
- Senior Brett Barfield got the ball for the fifth inning, retiring all three Auburn batters he faced on only eight pitches.
- He lowers his season ERA to 2.08, the lowest on the team. This was his 10th appearance of the season, the second most on the staff behind only Caden Gaudette.
- Freshman Charlie Willcox pitched a 1-2-3 sixth inning recording a pair of strikeouts in his seventh appearance of the season. He has now struck out 12 in 10.1 inning of work this year.
- R-junior Carson Ballard allowed a walk in the seventh but also struck out two to maintain the 8-3 advantage.
- Senior Caden Spivey was dominant for the eighth inning, posting a 1-2-3 inning and striking out two on 13 pitches. He would be the last Yellow Jacket to touch the ball as Daniel connected for a walk-off home run in the bottom of the inning to secure the run-rule win.

MISCELLANEOUS

D1 BASEBALL PRESEASON POSITION RANKINGS

- Georgia Tech was all over D1 Baseball's annual preseason player rankings. The publication ranked their top 50 players of each position, the top 150 outfielders, top 200 starting pitchers and top 100 relievers.
- Tech was represented on every list including being the only program in the nation with six position players listed in among the top 15 and the only program with eight position players in the top 50 of their respective position group.

Player	Position	Rank	ACC Rank
Drew Burress	Outfield	1st	1st
Vahn Lackey	Catcher	2nd	1st
Jarren Advincula	2nd Base	2nd	1st
Alex Hernandez	Outfield	11th	5th
Kent Schmidt	1st Base	13th	4th
Carson Kerce	Shortstop	15th	4th
Ryan Zuckerman	3rd Base	28th	4th
Caleb Daniel	Outfield	41st	11th
Tate McKee	Starting Pitcher	55th	12th
Mason Patel	Starting Pitcher	61st	15th
Justin Shadek	Relief Pitcher	85th	18th
Charlie Willcox	Starting Pitcher	155th	32nd

- Georgia Tech and TCU were the only programs in the nation with three outfielders listed in the Top 50 of these rankings.
- Tech and LSU were the only programs to have a representative from each infield position listed among the Top 30.
- Tech led the nation with eight players listed among the top 50 in their position, one more than the next closest programs (LSU and TCU) and two more than the next closest ACC rival (North Carolina and Louisville).
- Charlie Willcox was one of four freshman pitchers to earn a spot in the Top 200 for starting pitchers, coming in at No. 155.
- Willcox was also named as the fourth-best freshman in the ACC by D1 Baseball heading into this season.

D1 BASEBALL MIDSEASON POSITION RANKINGS

- The Jackets position players continued to dominate the midseason position rankings.
- Vahn Lackey and Jarren Advincula were named the best catcher and 2nd baseman in the nation according to the D1 Baseball staff, two of the many improvements across the rankings.

Player	Position	Rank	ACC Rank
Vahn Lackey	Catcher	1st	1st
Jarren Advincula	2nd Base	1st	1st
Carson Kerce	Shortstop	6th	2nd
Drew Burress	Outfield	8th	3rd
Ryan Zuckerman	3rd Base	8th	2nd
Alex Hernandez	Outfield	11th	5th
Kent Schmidt	1st Base	32nd	8th
Will Baker	Outfield	46th	13th
Caleb Daniel	Outfield	53rd	16th

D1 BASEBALL POSITION RANKINGS MOVEMENT

Player	Position	PS Rank	MS Rank	Movement
Vahn Lackey	Catcher	2nd	1st	+1
Jarren Advincula	2nd Base	2nd	1st	+1
Carson Kerce	Shortstop	15th	6th	+9
Drew Burress	Outfield	1st	8th	-7
Ryan Zuckerman	3rd Base	28th	8th	+20
Alex Hernandez	Outfield	11th	11th	--
Kent Schmidt	1st Base	13th	32nd	-19
Will Baker	Outfield	NR	46th	+at least 54
Caleb Daniel	Outfield	41st	53rd	-12

Jim Poole Number - Carson Ballard

Georgia Tech baseball continues the legacy of former Yellow Jacket standout and Major League Baseball relief pitcher Jim Poole, who passed away from ALS in October of 2023, by designating a student-athlete each year to wear his No. 21 jersey. The student-athlete selected must exemplify Poole's characteristics both on and off the field.

This year, r-junior RHP Carson Ballard (Alpharetta, Ga./ Wesleyan HS) becomes the fourth Yellow Jacket to earn the honor, continuing the tradition begun by Jack Rubenstein in 2023, Ben King in 2024 and John Giesler last season.

"Carson Ballard is the epitome of what it means to be a student-athlete at Georgia Tech," head coach James Ramsey said. "He has been a mainstay on the ACC Academic Honor Roll as both a Biomedical Engineering major and a trusted arm for us over his three years with our program. He embodies the kind of dedication and love for Georgia Tech, both in the classroom and on the mound, that made Jim Poole such a beloved Tech Man. He has heard Jim's legacy preached since he stepped on campus. Not only about what a great pitcher he was and the incredible MLB career he enjoyed, but the husband, father, coach and advisor that Jim was and the life after baseball that he earned through the hard work that he put in while in White & Gold. That work ethic is perfectly reflected in Carson. Beginning as a walk-on and working his way to becoming a focal point of our 2025 ACC regular season championship roster and now, becoming a scholarship player on a 2026 team that has hopes of being one of the very best to represent this incredible Institution. The No. 21 has a deserved venerable legacy here and Carson is the perfect player, leader and engineer to continue this tradition into 2026."

Ballard will wear No. 21, having shown a longstanding commitment to Poole's ideals – self-determination, a strong academic work ethic, and high moral fiber on and off the field. He is a three-time member of the ACC Academic Honor Roll, a two-time Academic All-ACC honoree and a member of the 2024 CSC Academic All-District Team. He is currently pursuing a degree in Biomedical Engineering.

On the diamond, Ballard is entering his fourth season as one of the more reliable arms on the Tech pitching staff that has shown dramatic improvements from his freshman season to now. He has made 30 appearances including seven starts over his two years on the active roster, collecting three wins and a 5.07 ERA, with 64 strikeouts over 71.0 innings pitched. He was leaned on most when the lights were brightest, pitching a team-high 14.2 innings against SEC competition last year and delivering 13 strikeouts and a .226 opponent's batting average over those appearances with a 4.30 ERA. He introduced a knuckleball into his arsenal last season, throwing it with great effect down the stretch, including heavily relying on it during his 4.0 innings of work in an elimination game at the Oxford Regional.

"It's an incredible honor and privilege to wear No. 21 this year," Ballard said. "I hear all the time about the legacy Jim Poole left behind at Tech. Not just as a player, but as a person who impacted so many people on and off the field. He's someone I strive to be more like every day. I'll do everything I can to honor him and his family and to wear his number with pride."

ABOUT JIM POOLE

Poole arrived on The Flats in 1985 and had an immediate impact, as Georgia Tech baseball would win the first of four-straight ACC Tournament Championships. During his four years, he pitched in 120 games and struck out 263 batters in 188 innings. He still ranks first in the Tech record book with 22 career saves, including 10 as a junior and nine as a senior. He was named all-ACC his last two seasons. Poole would be enshrined into the Georgia Tech Sports Hall of Fame just nine years later in 1997.

A stellar worker in the classroom, Poole elected not to turn professional after being selected in the 34th round of the 1987 MLB Draft by the LA Dodgers, and returned to Georgia Tech for his senior year, recording a 2.03 ERA and 113 strikeouts in only 71 innings. Once again, the LA Dodgers would call his name in the 1988 MLB Draft, this time taking him in the ninth round. He would return to graduate from the Institute with a degree in electrical engineering in 1990.

Poole played 11 years in the major leagues, predominantly with the Baltimore Orioles, Cleveland Indians, and San Francisco Giants. In 431 games played, he finished with 22 victories and a 4.31 ERA, as well as 256 strikeouts and four saves. He helped pitch Cleveland to two American League Championship Series (1995, 1998), making it to the 1995 World Series where he would face the Atlanta Braves.

Following his retirement at the end of the 2000 season, Poole returned to Georgia Tech to join the Alexander-Tharpe Fund as a fundraiser and supporter of the baseball program. He then began serving as the pitching coach at Johns Creek High School in 2010, teaching many young men about pitching mechanics, while also conveying his personal pitching philosophy.

He later joined the business world as a Personal Wealth Advisor for the Baseball Division of BIP Wealth.

After being diagnosed with ALS in 2021, Poole worked tirelessly to raise awareness for the disease. In addition to serving on MLB ALS boards, he also worked with Georgia Tech, who together hosted an ALS Awareness Day during the 2022 baseball season, with Tech wearing Jim Poole shirts and both teams wearing honorary wristbands. Professional players also wore the shirt. Tech later designated the number 21 each year to be worn by a student-athlete who exemplify Poole's ideals – self-determination, a strong academic work ethic, and high moral fiber on and off the field.

MISCELLANEOUS
ATOP THE CONFERENCE

- Georgia Tech baseball ranks among the most prolific winners in ACC history.

MOST ACC TOURNAMENT TITLES, SINCE 2000

	Titles	Years
Florida State	6	2002, 2004, 2010, 2015, 2017, 2018
Georgia Tech	5	2000, 2003, 2005, 2012, 2014
North Carolina	5	2007, 2013, 2019, 2022, 2025
Clemson	3	2006, 2016, 2023
Duke	2	2021, 2024
Virginia	2	2009, 2011

MOST ACC REGULAR-SEASON, DIVISIONAL TITLES SINCE 1994

	Titles	Regular-Season Years (Divisional)
Florida State	14	1996, 1998, 1999, 2001, 2002, 2003 (2007, 2008, 2009, 2010*, 2011, 2012, 2013, 2014)
Georgia Tech	8	1997, 2000, 2004, 2005 (2011, 2019, 2021), 2025
North Carolina	8	(2006, 2007, 2009, 2012, 2013, 2017, 2018, 2024)
Clemson	6	1994, 1995 (2006, 2010*, 2018, 2024)
Louisville	5	(2015, 2016, 2017, 2019, 2022)
Miami	4	(2008, 2014, 2015, 2016)

GEORGIA TECH'S MOST COMMON OPPONENTS

	Games	First Meeting	Series Record
Georgia	390	1898	UGA leads 220-168-2
Auburn	250	1897	AU leads 131-114-5
Clemson	249	1902	CU leads 125-121-3
Mercer	178	1897	GT leads 120-58
North Carolina	158	1901	GT leads 83-75
Virginia	153	1924	GT leads 81-70-2
NC State	146	1921	GT leads 84-62
Ga. Southern	144	1947	GT leads 112-32
Duke	142	1903	GT leads 101-41
Wake Forest	123	1898	GT leads 76-46-1

- The Jackets will face nine of their top 10 most common opponents again in 2026 but will not play Virginia in the regular season.

- Tech extended its winning streak against Georgia Southern to eight games in a row, dating back to 2022, with an 25-1 win in Statesboro earlier this year. GT set a new record when it hung 25-runs on Georgia Southern - the most in the 144 game history of the series, while also tying the program record with 19 strikeouts from the pitching staff.

- The Jackets will travel to Berkely for the first time ever this season. They are looking for more California magic after becoming the first team from east of the Rocky Mountains to sweep a three-game series, at Stanford, in the history of Stanford baseball (since 1892) last season.


2026 ACC PRESEASON POLL

1. Georgia Tech (7)	237
2. North Carolina (6)	236
3. Florida State (1)	221
4. Louisville	196
5. Clemson (2)	185
6. NC State	169
7. Virginia	165
8. Miami	159
9. Wake Forest	145
10. Stanford	99
11. Virginia Tech	89
12. Notre Dame	87
13. Duke	67
14 Pitt	45
15. California	41
16. Boston College	35

Georgia Tech was named 2026 Atlantic Coast Conference Baseball preseason favorites by the league's 16 head coaches for the first time since 2004.

2026 ACC STANDINGS

Team	ACC	Overall
Florida State	7-2	22-6
North Carolina	9-3	25-4-1
Georgia Tech	9-3	23-5
Boston College	8-4	21-9
Virginia	7-5	23-7
Pitt	5-4	20-7
Wake Forest	6-6	21-9
Notre Dame	6-6	15-9
Miami	4-5	21-7
Louisville	4-5	17-11
Duke	5-7	18-12
Virginia Tech	5-7	13-13
NC State	3-6	18-11
Stanford	3-6	13-13
Clemson	2-7	19-11
California	1-8	14-13

2026 HONORS
DREW BURRESS

Preseason 1st Team All-American (Perfect Game)
 Preseason 1st Team All-American (D1 Baseball)
 Preseason 1st Team All-American (Baseball America)
 Preseason 1st Team All-American (NCBWA)
 Golden Spikes Award (Watch List)
 Preseason ACC Player of the Year (D1 Baseball)
 Preseason ACC Player of the Year (Baseball America)
 Preseason No. 1 Outfielder (D1 Baseball)
 Midseason No. 8 Outfielder (D1 Baseball)

VAHN LACKEY

Preseason 1st Team All-American (Perfect Game)
 Preseason 2nd Team All-American (D1 Baseball)
 Preseason 2nd Team All-American (Baseball America)
 Preseason 2nd Team All-American (NCBWA)
 Golden Spikes Award (Watch List)
 Buster Posey Award (Watch List)
 Preseason No. 2 Catcher (D1 Baseball)
 ACC Player of the Week (March 16)
 Buster Posey Catcher of the Week (March 17)
 Perfect Game National Player of the Week (March 17)
 Midseason No. 1 Catcher (D1 Baseball)

JARREN ADVINCULA

Preseason 2nd Team All-American (Perfect Game)
 Preseason 2nd Team All-American (D1 Baseball)
 Preseason 2nd Team All-American (Baseball America)
 Preseason 2nd Team All-American (NCBWA)
 Golden Spikes Award (Watch List)
 Preseason No. 2 2nd Baseman (D1 Baseball)
 Midseason No. 1 2nd Baseman (D1 Baseball)

ALEX HERNANDEZ

Preseason 3rd Team All-American (Perfect Game)
 Preseason 3rd Team All-American (NCBWA)
 Preseason No. 11 Outfielder (D1 Baseball)
 Midseason No. 11 Outfielder (D1 Baseball)

MASON PATEL

Preseason 1st Team All-American (NCBWA)
 No. 61 Starting Pitcher (D1 Baseball)

CARSON KERCE

Brooks Wallace Award Watch List

DYLAN LOY

Pitcher of the Year Award Watch List

2026 MLB #PROJACKETS

Joey Bart, C	Pirates
Brant Hurter, RHP	Tigers
Chandler Simpson, OF	Rays

LET'S BRAG ABOUT BURRESS

"The definition of a college baseball superstar. On the same tier as Adley Rutschman and Dylan Crews. One of the great, no-brainer superstar players that will have that kind of transcendent career."

– Aaron Fitt, D1Baseball

- Burress hit 25 home runs his freshman season, one shy of the Georgia Tech program record (set by Kevin Parada in 2022) and two shy of the NCAA freshman home run record set by Tommy White (NC State) in 2022 as well. He hit 26 homers in 2024 but one was not official, since the game was called off for rain before enough innings were played.

- His freshman year, Burress became the 1st Yellow Jacket to ever slug over .800 with at least 200 at bats. His .821 slugging percentage led all Division I freshman and was 6th overall among those with 200+ ABs.

"What Burress lacks in size, he makes up for with impact on both sides of the ball." It's explosive bat speed from the right side of the plate with an affinity for hammering fastballs routinely.

– Tyler Jennings, Just Baseball

- Not only did Burress turn heads with his bat but he also set the Georgia Tech record for the most assists by an outfielder in a single season, gunning down 10 runners from his spot in center field in 2024

- In 2025, he was the only player from a Power 4 conference with at least 60 RBI (62), 20 doubles (23), 50 walks (53), 15 HR (19) and 70 runs (77).

- Last season, he led the ACC in extra base hits (43) and doubles (23) while finishing 2nd in the conference in home runs (19) and runs (77).

"Few hitters in the country combine his level of consistency with true, game-changing power... He is the best statistical producer returning to college baseball right now. Period."

– Jacob Rudner, Baseball America

- He became the fastest Yellow Jacket in program history to reach 30 career home runs – doing so in just 73 games, a full 20 games faster than the previous record holder, Kevin Parada and faster than legendary Tech sluggers such as Jason Varitek, Mark Teixeira and Nomar Garciaparra.

- Burress was named a semifinalist for both the Dick Howser Trophy and the USA Baseball Golden Spikes Award for the second year in a row. One of only two players in the nation to do so (also FSU's Jamie Arnold).

- This season, Burress becomes the first Yellow Jacket to ever wear a "C" on his jersey as the team's permanent captain.

"From Day 1, you never thought he was a freshman. He's a very mature kid. He doesn't mix any words about it. He wants to be a first-round pick. He wants to be the best player in the country. That's what drives him. That's his passion. He is one of those guys that makes everybody around him better. Every day."

– Danny Hall, ABCA Hall of Famer
GEORGIA TECH'S TRIPLE CROWN WINNERS

Year	Player	HR	RBI	AVG
1958	Earl Moore	4	15	.287
1959	Roger Kaiser	4	32	.373
1960	George Inman	7	24	.360
1968	Ted Tomasovich	5	38	.381
1975	Frank Turner	2	30	.376
1991	Andy Bruce	22*	96*	.345
1992	<i>Jason Varitek*</i>	11	52	.406*
1993	<i>Jason Varitek</i>	22*	72	.404
1994	Jay Payton	20	102*	.434*
1997	Mark Fischer	24*	98	.354
1999	<i>Mark Teixeira</i>	13	65	.387
2016	Matt Gonzalez	11	54	.378
2024	Drew Burress	25	67	.381

* denotes is/was school record

italics indicates member of College Baseball Hall of Fame

ACTIVE NCAA D1 CAREER SLUGGING % LEADERS

Rank	Player	School	Class	Slug %
1	Jordy Oriach	Georgia	Jr.	.735
2	Myles Bailey	Florida State	So.	.734
3	Diego Cardenas	Abilene Christian	Sr.	.730
4	Quinton Coats	Cincinnati	So.	.729
5	Drew Burress	Georgia Tech	Jr.	.715
6	Daniel Cuvet	Miami (Fla.)	Jr.	.714
7	Cider Canon	Duke	So.	.704
8	Dean Toigo	Arizona State	Sr.	.698
9	Caden Sorrell	Texas A&M	Jr.	.690
10	Ben Slanker	Louisville	Jr.	.686

* minimum of 200 career ABs

MOST CAREER HOME RUNS - GT HISTORY

Rank	Player	HRs	Years
1.	Jason Varitek	57	1991-94
2.	J.J. Thomas	56	1995-97
3.	Tony Plagman	55	2007-10
4.	Andy Bruce	52	1988-91
5.	Drew Burress	49	2024-
6.	Kyle McCann	47	2017-19
	Luke Murton	47	2006-09
	Matt Skole	47	2009-11
9	K.G. White	46	1985-88
10.	Billy Parham	42	1995-97
	Mark Fischer	42	1995-97

* minimum of 200 career ABs

RECORD BREAKDOWN

	ACC	Overall
Overall	9-3	23-5
Home	5-1	17-2
Road	4-2	5-3
Neutral	0-0	1-0
Day Games	4-3	12-5
Night Games (6 p.m. or later)	5-0	11-0
Yellow Jackets Score First	9-1	18-3
Opponent Scores First	0-2	5-2
Yellow Jackets Score in 1st inning	6-1	13-3
Walk-off Victories	1-0	5-0
As a Ranked Team (All Polls)	9-3	23-5
Vs. Ranked Team (All Polls)	5-1	6-2
Vs. LHP (starter)	3-1	6-1
Vs. RHP (starter)	6-2	17-4
Yellow Jacket Starter 6+ IP	3-0	3-0
Yellow Jacket Starter 7+ IP	2-0	2-0
Yellow Jacket Starter 8+ IP	0-0	0-0
Hitting A Home Run	6-3	19-4
Not Hitting A Home Run	3-0	4-1
Out Hit Opponent	7-0	21-0
Get Out Hit By Opponent	2-3	2-5
Equal Number of Hits	0-0	0-0
February	0-0	10-1
March	9-3	13-4
April	0-0	0-0
May	0-0	0-0
June	0-0	0-0
Monday	0-0	0-0
Tuesday	0-0	4-2
Wednesday	0-0	0-0
Thursday	1-0	1-0
Friday	4-0	8-0
Saturday	2-2	6-2
Sunday	2-1	4-1
One-Run Games	0-0	1-0
Two-Run Games	3-0	3-0
Three-Run Games	0-1	1-1
Four+ Run Games	6-3	18-4
Leading After 6	8-0	21-0
Trailing After 6	0-2	1-4
Tied After 6	1-1	1-1
Leading After 7	9-0	22-0
Trailing After 7	0-3	0-5
Tied After 7	0-0	1-0
Leading After 8	6-0	13-0
Trailing After 8	0-3	0-5
Tied After 8	0-0	1-0
Shutouts	2-0	3-0
Extra Innings	0-0	1-0
Score 0-5 Runs	1-0	2-2
Score 6-9 Runs	2-3	3-3
Score 10+ Runs	6-0	18-0
Allow 0-5 Runs	8-0	21-0
Allow 6+ Runs	1-3	2-5
Commit 0 Errors	5-2	10-3
Commit 1 Error	3-1	8-1
Commit 2+ Errors	1-0	5-1



A NEW ERA OF TECH BASEBALL

- **James Ramsey** became the 13th Head Coach in Georgia Tech baseball history this past summer, taking over for the legendary Danny Hall, who retired at the end of his 32nd season on The Flats.
- This is Ramsey's first season as head coach but his 8th year at Georgia Tech, after being associate head coach and recruiting coordinator for the past five seasons and an assistant coach for the two years prior to that.
- He has signed four Top 5 ranked recruiting classes and coached 22 All-ACC, 7 All-American, 5 Freshman All-American, 5 All-ACC, 2 ACC Freshmen of the Year hitters including one National Freshman of the Year (Drew Burress).
- He has coached 17 draft picks on the offensive side and three semifinalists for both the Golden Spikes Award (Kevin Parada, Drew Burress and Kyle Lodise) and the Dick Howser Award (Kyle McCann, Kevin Parada and Drew Burress).
- Ramsey is the first ACC Player of the Year to ever become an ACC Head Coach
- He was an ABCA National Player of the Year at Florida State, where he led his team to the College World Series twice - 2010 & 2012

STOP...RAMMER TIME

- Since Ramsey took over the Georgia Tech offense in 2019, the Yellow Jackets have been among the very best in the vaunted Atlantic Coast Conference.

	GT (2019-Pres.)	ACC Rank
Batting Average	.311	1st
On-base+Slugging	.919	1st
On-Base %	.413	1st
Slugging %	.516	1st
Hits	4,305	1st
Doubles	868	1st
Total Bases	7,158	1st
SAC Flies	219	1st
Runs Scored	3,244	2nd
Triples	91	2nd
RBI	2,997	2nd
Home Runs	601	3rd

- Georgia Tech is one of 10 programs across Division I to be led by a first-year head coach in 2026 - a total of 11 coaches since UMass is using co-head coaches.
- Ramsey is one of three Power 4 head coaches in their first year, along with Josh Elander at Tennessee and Corey Muscara at Duke.

1st Year Tech Skippers

	1st Season Record	Conference Record
Coch Todd (1900-01)	3-4 (.428)	N/A
Sammy Strang (1902)	5-8 (.385)	N/A
Coch Irving (1903)	9-9 (.500)	N/A
John Heisman (1904-17)	15-7 (.682)	N/A
Joe Bean (1918-20)	10-7 (.588)	N/A
Kid Clay (1921-31)	18-4-1 (.804)	N/A
Bobby Dodd (1932-1939)	4-11-2 (.294)	N/A
Roy Mundorff (1940-45)	5-10-1 (.344)	5-9-1 (.367) (SEC)
Joe Pittard (1946-61)	10-2 (.833)	N/A
Jim Luck (1962-81)	8-16 (.333)	6-11 (.353) (SEC)
Jim Morris (1982-93)	29-20 (.592)	6-8 (.429) (ACC)
Danny Hall (1994-2025)	50-17 (.746)	16-8 (.667) (ACC)
James Ramsey (2026-)	23-5 (.821)	9-3 (.750) (ACC)

1994 included Tech's first trip to the College World Series which ended in a 2nd place finish

TEAM GAME HIGHS

INDIVIDUAL GAME HIGHS

Batting	
At bats.....	51 - at Georgia Southern (Feb 17)
Runs scored.....	27 - vs Bowling Green (Feb 14 - Game 1)
Hits.....	26 - at Georgia Southern (Feb 17)
RBI's.....	25 - vs Bowling Green (Feb 14 - Game 1)
Doubles.....	6 - vs Bowling Green (Feb 14 - Game 1)
.....	6 - at Georgia Southern (Feb 17)
.....	6 - vs. Northwestern (Feb. 27)
Triples.....	2 - vs Stony Brook (Feb 22)
Home runs.....	6 - vs. Virginia Tech (March 7)
Total bases.....	40 - at Georgia Southern (Feb 17)
Walks.....	15 - vs Bowling Green (Feb 14 - Game 1)
Strikeouts.....	16 - at No. 4 Auburn (March 17)
Sac hits.....	1 - vs. Virginia Tech (March 8)
.....	1 - at Pitt (March 22)
.....	1 - vs. No. 14 NC State (March 28)
Sac flies.....	4 - vs Bowling Green (Feb 14 - Game 1)
Stolen bases.....	4 - vs Bowling Green (Feb 13)
Hit by pitch.....	5 - vs Bowling Green (Feb 13)
Caught stealing.....	1, 5x - last at Pitt (March 20)
Runners LOB.....	15 - vs Bowling Green (Feb 14 - Game 1)
Hit into DP.....	2 - 6x, last vs. No. 14 NC State (March 29)
Fielding	
Putouts.....	30 - vs Stony Brook (Feb 21)
Assists.....	12 - 6x, last vs. No. 14 NC State (March 28)
Errors.....	3 - vs Bowling Green (Feb 13)
.....	3 - vs Georgia State (Feb. 24)
Passed balls.....	1 - vs Georgia State (Feb. 24)
.....	1 - vs. Northwestern (Feb. 28)
.....	1 - at No. 8 Clemson (March 14)
.....	1 - at Pitt (March 22)
DPs turned.....	2 - vs Bowling Green (Feb 13)
.....	2 - vs Stony Brook (Feb 21)
.....	2 - at No. 8 Clemson (March 12)
.....	2 - at No. 8 Clemson (March 13)
Pitching	
Innings pitched.....	10.0 - vs Stony Brook (Feb 21)
Runs allowed.....	14 - at Pitt (March 21)
Earned runs.....	14 - at Pitt (March 21)
Walks allowed.....	10 - at Pitt (March 20)
Strikeouts.....	19 - at Georgia Southern (Feb 17)
Hits allowed.....	14 - vs. Virginia Tech (March 8)
.....	14 - at No. 8 Clemson (March 14)
Doubles allowed.....	4 - vs Bowling Green (Feb 14 - Game 1)
.....	4 - vs. Virginia Tech (March 8)
Triples allowed.....
Homers allowed.....	4 - at Pitt (March 20)
.....	4 - at Pitt (March 21)
Wild pitches.....	2 - vs Stony Brook (Feb 20)
Hit batters.....	3 - at No. 8 Clemson (March 13)
.....	3 - at No. 8 Clemson (March 14)

Bold indicates program record
Italics indicates BBCOR era record

Batting	
At bats:.....	6 - Jarren Advincula at Pitt (March 21)
Runs scored:.....	4 - Drew Burress vs Northwestern (Feb. 28)
.....	4 - Ryan Zuckerman vs. Northwestern (March 1)
Hits:.....	4 - Alex Hernandez vs. Bowling Green (Feb. 14 - Game 2)
.....	4 - Alex Hernandez vs. Stony Brook (Feb. 20 - Game 1)
.....	4 - Jarren Advincula vs. Northwestern (Feb. 28)
.....	4 - Kent Schmidt vs. Virginia Tech (March 7)
.....	4 - Alex Hernandez vs. West Georgia (March 10)
RBI's:.....	6 - Drew Rogers vs Stony Brook (Feb. 22)
.....	6 - Alex Hernandez vs Bowling Green (Feb. 14 - Game 1)
.....	6 - Caleb Daniel vs. Bowling Green (Feb 13)
Doubles:.....	2 - 6x last Carson Kerce at Pitt (March 21)
Triples:.....	1 - 7x, last Drew Burress vs. No. 14 NC State (March 28)
Home runs:.....	3 - Ryan Zuckerman vs. Northwestern (March 1)
Total bases:.....	12 - Ryan Zuckerman vs. Northwestern (March 1)
Walks:.....	3 - Will Baker vs. Bowling Green (Feb 14 - Game 2)
.....	3 - Will Baker vs. Stony Brook (Feb. 22)
.....	3 - Vahn Lackey vs. Virginia Tech (March 6)
.....	3 - Alex Hernandez at Pitt (March 21)
Strikeouts:.....	4 - Alex Hernandez vs. No. 14 NC State (March 28)
Sac hits:.....	1 - Jarren Advincula vs. Bowling Green (Feb 13)
.....	1 - Will Baker vs. Virginia Tech (March 8)
.....	1 - Will Baker at Pitt (March 22)
Sac flies:.....	1 - (10 times)
Stolen bases:.....	2 - (4 times)
Hit by pitch:.....	2 - Drew Rogers vs. Bowling Green (Feb. 14 - Game 2)
.....	2 - Drew Rogers vs. Northwestern (Feb. 28)
.....	2 - Drew Burress at Pitt (March 20)
.....	2 - Parker Brosius vs. No. 14 NC State (March 27)
Caught stealing:.....	1 - 5x last Drew Burress at Pitt (March 20)
Runners LOB:.....	6 - 3x, last Carson Kerce vs. No. 14 NC State (March 28)
Fielding	
Putouts:.....	15 - Drew Rogers vs. Stony Brook (Feb. 20 - Game 1)
Assists:.....	6 - Carson Kerce vs. Bowling Green (Feb 13)
.....	6 - Carson Kerce at No. 8 Clemson (March 13)
Errors:.....	2 - Cade Brown vs. Stony Brook (Feb. 22)
Passed balls:.....	1 - 4x last Vahn Lackey at Pitt (March 22)
Pitching	
Innings pitched:.....	7.1 - Tate McKee vs. No. 14 NC State (March 27)
Runs allowed:.....	6 - Jackson Blakely at No. 8 Clemson (March 14)
.....	6 - Tate McKee at Pitt (March 20)
Earned runs:.....	6 - Jackson Blakely at No. 8 Clemson (March 14)
.....	6 - Tate McKee at Pitt (March 20)
Walks allowed:.....	5 - Tate McKee at No. 8 Clemson (March 12)
.....	5 - Tate McKee at Pitt (March 20)
Strikeouts:.....	9 - Jackson Blakely vs Georgia State (Feb. 24)
Hits allowed:.....	9 - Dylan Loy vs. Northwestern (Feb 28)
Doubles allowed:.....	3 - Mason Patel vs. Stony Brook (Feb 21)
.....	3 - Jackson Blakely at No. 8 Clemson (March 14)
Triples allowed:.....
Homers allowed:.....	3 - Tate McKee at Pitt (March 20)
Wild pitches:.....	2 - Tate McKee vs. Stony Brook (Feb 20 - Game 1)
Hit batters:.....	3 - Jackson Blakely at No. 8 Clemson (March 14)

KILL SHOT INNINGS

- A "killshot inning" consists of an inning in which a team scores 2+ runs while holding the opponent scoreless.
- Last season, across college baseball, the team with more "killshot" innings went onto win the game 92% of the time.
- The Jackets have delivered 57 kill shot innings this season - the most kill shots/game in the nation (2.04)
- Below is the list of innings in which the Yellow Jackets have delivered a "killshot" and the result of the game.

OPPONENT	DATE	INNING(S)	INNING SCORE	SCORE BEFORE INNING	SCORE AFTER INNING	FINAL
Bowling Green	2/13	3rd & 6th	2-0 & 3-0	0-0 & 5-1	2-0 & 8-1	11-5
Bowling Green	2/14	3rd, 4th, 6th & 7th	11-0, 5-0 6-0 & 4-0	0-2, 11-2, 16-2, 22-2	11-2, 16-2, 22-2, 26-2	27-4
Bowling Green	2/14	3rd, 5th & 7th	4-0, 3-0 & 2-0	2-0, 6-2 & 10-2	6-0, 9-2 & 12-2	12-2 (7)
at Georgia Southern	2/17	2nd, 3rd, 5th, 6th & 7th	7-0, 5-0, 2-0, 2-0 & 8-0	1-0, 8-0, 13-0, 15-0 & 17-0	8-0, 13-0, 15-0, 17-0 & 25-0	25-1
Stony Brook	2/20	2nd	2-0	0-0	2-0	14-5
Stony Brook	2/20	5th	5-0	5-5	10-5	10-5
Stony Brook	2/21	1st & 6th	2-0 & 2-0	0-0 & 2-5	2-0 & 4-5	6-5 (10)
Stony Brook	2/22	1st, 2nd, 3rd & 5th	7-0, 4-0, 3-0 & 4-0	0-0, 7-0, 11-0 & 14-0	7-0, 11-0, 14-0 & 18-0	21-3 (7)
Georgia State	2/24	1st	2-0	0-0	2-0	4-9 - Loss
Northwestern	2/27	2nd & 4th	7-0 & 5-0	2-2 & 10-2	9-2 & 15-2	17-3 (7)
Northwestern	2/28	1st, 3rd & 5th	3-0, 5-0 & 2-0	0-0, 5-3 & 10-3	3-0, 10-3 & 12-3	13-3 (7)
Northwestern	3/1	4th, 7th & 8th	3-0, 3-0 & 5-0	2-4, 6-5 & 9-5	5-4, 9-5 & 14-5	14-6
vs. Georgia State	3/3	4th	2-0	0-0	2-0	4-1
Virginia Tech	3/6	1st, 3rd & 5th	8-0, 5-0 & 2-0	0-0, 8-1 & 13-1	8-0, 13-1 & 15-1	16-1 (7)
Virginia Tech	3/7	7th	8-0	5-5	13-5	14-5
Virginia Tech	3/8	2nd & 5th	2-0 & 2-0	0-2 & 4-3	2-2 & 6-3	6-9 - Loss
West Georgia	3/10	2nd, 3rd & 6th	4-0, 5-0 & 3-0	1-0, 5-0 & 11-0	5-0, 9-0 & 14-0	14-0
at Clemson	3/12	3rd & 5th	4-0 & 5-0	0-0 & 4-0	4-0 & 9-0	10-0 (7)
at Clemson	3/13	7th	4-0	4-2	8-2	9-3
at Pitt	3/20	1st	4-0	0-0	4-0	11-9
at Pitt	3/22	2nd, 4th & 6th	2-0, 2-0 & 6-0	0-0, 2-0 & 4-0	2-0, 4-0 & 10-0	12-4 (7)
NC State	3/27	1st	2-0	0-0	2-0	3-1
NC State	3/28	1st & 5th	2-0 & 2-0	0-0 & 2-3	2-0 & 4-3	6-4
NC State	3/29	3rd, 6th & 8th	2-0, 4-0 & 3-0	1-0, 3-0 & 7-0	3-0, 7-0 & 10-0	10-0 (8)
Auburn	3/31	4th, 5th & 7th	2-0, 2-0 & 2-0	6-3, 8-3 & 10-3	8-3, 10-3 & 12-3	13-3 (8)

BIG INNINGS BREAKDOWN

• With a lineup that is described as being the best in all of college baseball, Georgia Tech is always primed for hanging up crooked numbers in 2026. Below is a breakdown of the innings in which the Yellow Jackets have scored 5 or more runs...

OPPONENT	DATE	INNING	RUNS	H	2B	3B	HR	RBI	BB	SCORE BEFORE INNING	SCORE AFTER INNING	FINAL
Bowling Green	2/14	3rd	11	7	1	0	1	11	5	0-2	11-2	27-4
Bowling Green	2/14	4th	5	3	0	0	0	3	2	11-2	16-2	27-4
Bowling Green	2/14	6th	6	5	1	0	0	6	1	16-2	22-2	27-4
at Georgia Southern	2/17	2nd	7	4	2	0	0	7	2	1-0	8-0	25-1
at Georgia Southern	2/17	3rd	5	3	1	0	1	4	2	8-0	13-0	25-1
at Georgia Southern	2/17	7th	8	10	1	1	1	8	0	17-0	25-0	25-1
Stony Brook	2/20	6th	6	3	1	0	0	5	5	7-5	13-5	14-5
Stony Brook	2/20	2nd	5	5	2	1	1	5	0	0-3	5-3	10-5 (7)
Stony Brook	2/20	5th	5	5	2	0	1	5	1	5-5	10-5	10-5 (7)
Stony Brook	2/22	1st	7	5	0	1	1	7	3	0-0	7-0	21-3 (7)
Northwestern	2/27	2nd	7	6	4	0	1	7	3	2-2	9-2	17-3 (7)
Northwestern	2/27	4th	5	5	2	0	2	5	0	10-2	15-2	17-3 (7)
Northwestern	2/28	3rd	5	3	1	0	1	5	1	5-3	10-3	13-3 (7)
Northwestern	3/1	8th	5	4	0	0	2	5	1	9-5	14-5	14-6
Virginia Tech	3/6	1st	8	6	1	0	0	8	5	0-0	8-0	16-1 (7)
Virginia Tech	3/6	3rd	5	3	0	0	0	4	4	8-1	13-1	16-1 (7)
Virginia Tech	3/7	7th	8	8	0	0	4	8	2	5-5	13-5	14-5
West Georgia	3/10	3rd	5	5	1	0	0	4	2	5-0	10-0	14-0 (7)
at Clemson	3/12	5th	5	4	0	0	1	5	0	4-0	9-0	10-0 (7)
at Pitt	3/22	6th	6	4	2	0	0	3	2	4-0	10-0	12-4 (7)
Auburn	3/31	2nd	6	4	1	0	2	6	2	0-3	6-3	

STARTERS

STARTING PITCHERS GAME-BY-GAME

STARTING PITCHER RECORDS

PITCHER	Starts	Record	GT Career Record
Tate McKee	7	4-0	16-8
Dylan Loy	5	1-1	1-1
Cooper Underwood	5	1-0	1-0
Jackson Blakely	4	2-1	2-1
Dimitri Angelakos	3	1-1	1-1
Mason Patel	2	1-0	14-5
Justin Shadek	1	0-0	0-0
Porter Buursema	1	0-0	0-0

Last season, Tech set a program record, going 37 games without recording a loss from a starting pitcher.

This season, it took until the 20th game for a Tech pitcher to get saddled with a loss, when Jackson Blakely saw his inherited runners score for a total of 6 earned runs over his outing.

Last season, against Western Carolina, all three starters recorded wins, marking the first time that's happened over a three-game series since 2020 vs. Ohio State.

Underwood became the first true freshman to stay on opening weekend since 2022.

Blakely recorded nine strikeouts in his first career start, vs. Georgia State on Feb. 24 - it was the most strikeouts by any Tech pitcher in their first career start since at least the turn of the century

Angelakos was excellent in his first career start, pitching 5.0 innings with 2 hits, five strikeouts and zero walks, becoming the first Tech pitcher to throw 5.0 scoreless innings in his first career start since Carson Ballard, against Georgia State back in 2024.

PITCHER	DATE	OPPONENT	DEC.	IP	H	R	ER	BB	SO	NP	SCORE W/LEFT	FINAL
Tate McKee	2/13	Bowling Green	W	5.0	3	1	1	1	6	86	5-1	11-5
Mason Patel	2/14	Bowling Green	W	5.0	5	2	2	2	7	96	16-2	27-4
Cooper Underwood	2/14	Bowling Green	ND	3.2	4	2	2	2	4	66	6-2	12-2 (7)
Dylan Loy	2/17	at Ga. Southern	ND	2.0	1	0	0	0	6	35	13-0	25-1
Tate McKee	2/20	Stony Brook	ND	4.0	3	2	2	3	6	82	3-2	14-5
Justin Shadek	2/20	Stony Brook	ND	2.0	2	3	1	1	2	38	5-3	10-5 (7)
Mason Patel	2/21	Stony Brook	ND	3.1	8	5	5	1	1	48	2-5	6-5 (10)
Cooper Underwood	2/22	Stony Brook	W	4.0	0	0	0	2	4	50	14-0	21-3 (7)
Jackson Blakely	2/24	Georgia State	ND	4.0	3	0	0	2	9	74	2-0	4-9
Tate McKee	2/27	Northwestern	W	4.1	6	3	3	2	3	86	15-3	17-3 (7)
Dylan Loy	2/28	Northwestern	W	4.0	9	3	3	0	4	81	10-3	13-3 (7)
Cooper Underwood	3/1	Northwestern	ND	0.1	3	4	4	0	0	26	0-4	14-6
Dimitri Angelakos	3/3	vs Georgia State	W	5.0	2	0	0	0	5	65	2-0	4-1
Tate McKee	3/6	Virginia Tech	ND	3.0	4	1	1	2	3	67	8-1	16-1 (7)
Dylan Loy	3/7	Virginia Tech	ND	4.2	6	5	1	1	3	86	2-5	14-5
Cooper Underwood	3/8	Virginia Tech	ND	2.1	2	2	2	3	2	54	2-2	6-9
Dimitri Angelakos	3/10	West Georgia	ND	3.1	2	0	0	0	2	38	10-0	14-0
Tate McKee	3/12	at Clemson	W	6.0	1	0	0	5	7	99	9-0	10-0(7)
Dylan Loy	3/13	at Clemson	ND	4.1	5	2	2	1	1	75	4-2	9-3
Jackson Blakely	3/14	at Clemson	L	4.1	7	6	6	1	3	78	5-6	7-13
Dimitri Angelakos	3/17	at Auburn	L	1.1	5	4	4	1	1	39	1-4	2-9
Tate McKee	3/20	at Pitt	ND	4.0	6	6	6	5	6	98	11-6	11-9
Dylan Loy	3/21	at Pitt	L	1.0	4	5	5	1	1	29	3-5	9-14
Jackson Blakely	3/22	at Pitt	W	4.0	2	0	0	2	5	75	4-0	12-4
Tate McKee	3/27	NC State	W	7.1	4	1	1	4	3	99	3-1	3-1
Porter Buursema	3/28	NC State	ND	2.1	5	3	3	4	2	66	2-3	6-4
Jackson Blakely	3/29	NC State	W	7.0	4	0	0	1	3	96	7-0	10-0 (8)
Cooper Underwood	3/31	Auburn	ND	1.2	4	3	3	2	1	42	0-3	13-3 (8)

BULLPEN GAME-BY-GAME

OPPONENT	DATE	W-L-S	PITCHERS	INN.	IP	H	R-ER	BB-SO
Bowling Green	Feb. 13	0-0-0	Loy, Willcox, Gaudette, Vicens	6th	4.0	6	4-2	5-7
Bowling Green	Feb. 14	0-0-0	McKelvey, Buursema, Angelakos	6th	4.0	3	2-2	2-9
Bowling Green	Feb. 14	1-0-0	Campbell (W), Shadek, Spivey	4th	3.1	0	0-0	2-4
at Ga. Southern	Feb. 17	1-0-0	Ballard, Blakely (W), McKelvey, Barfield, Lankie	3rd	7.0	5	1-0	1-13
Stony Brook	Feb. 20	1-0-0	Gaudette, Campbell (W), Lankie, Angelakos	5th	5.0	6	3-3	0-8
Stony Brook	Feb. 20	1-0-0	Spivey, McKelvey, Barfield (W), Vicens	3rd	5.0	5	2-2	4-6
Stony Brook	Feb. 21	1-0-0	Loy, Ballard (W)	4th	6.2	0	0-0	2-6
Stony Brook	Feb. 22	0-0-0	Bursema, Willcox	5th	3.0	3	3-2	1-2
Georgia State	Feb. 24	0-1-0	Campbell (L), Spivey, Vicens, Ballard, Angelakos, Gaudette	5th	5.0	9	9-8	1-4
Northwestern	Feb. 27	0-0-0	Gaudette, Buursema	5th	2.2	1	0-0	1-3
Northwestern	Feb. 28	0-0-1	Lankie (S)	5th	3.0	1	0-0	1-4
Northwestern	March 1	1-0-0	Gaudette, Shadek (W), Spivey, Barfield, Campbell	1st	8.2	7	2-2	4-11
vs Georgia State	March 3	0-0-1	Willcox, Spivey (S)	6th	4.0	2	1-1	2-2
Virginia Tech	March 6	1-0-0	Ballard (W), Campbell	4th	4.0	1	0-0	1-6
Virginia Tech	March 7	1-0-0	Blakely, Gaudette (W), Barfield, Vicens	5th	4.1	5	0-0	2-5
Virginia Tech	March 8	0-1-0	Gaudette, Spivey, Lankie, Buursema (L), Shadek, Campbell	3rd	6.2	12	7-7	4-11
West Georgia	March 10	1-0-0	McKelvey (W), Willcox, Buursema	4th	3.2	0	0-0	2-6
at Clemson	March 12	0-0-0	Lankie	7th	1.0	1	0-0	0-0
at Clemson	March 13	1-0-0	Patel (W), Gaudette, Ballard	5th	4.2	4	1-1	2-4
at Clemson	March 14	0-0-0	McKelvey, Spivey, Vicens, Underwood, Barfield, Shadek, Campbell, Willcox	5th	4.2	7	7-5	8-3
at Auburn	March 17	0-0-0	Lankie, Barfield, Gaudette, Campbell, Ballard, Shadek	2nd	6.2	6	5-5	5-8
at Pitt	March 20	1-0-1	McKelvey (W), Gaudette, Patel (S)	5th	4.0	2	3-3	5-4
at Pitt	March 21	0-0-0	Ballard, Willcox, Buursema, Vicens, Barfield	2nd	7.0	7	9-9	7-7
at Pitt	March 22	0-0-0	Barfield, Lankie, Shadek	5th	3.0	4	4-4	2-5
NC State	March 27	0-0-1	Patel (S)	8th	1.2	1	0-0	0-2
NC State	March 28	1-0-1	Loy, Gaudette (W), Barfield (S)	3rd	6.2	4	1-1	2-6
NC State	March 29	0-0-0	Shadek	8th	1.0	0	0-0	0-3
Auburn	March 31	1-0-0	Lankie, Campbell, Loy, Barfield, Willcox, Ballard, Spivey	2nd	6.1	2	0-0	2-7

- The Tech bullpen set a new season high with a 12.1 inning scoreless streak over the course of the last four games from Feb. 24-March 1. The streak was halted in the 5th inning on March 1 against Northwestern after already throwing 3.2 scoreless innings at the time.
- The Tech bullpen did not allow a run over 6.1 innings on Tuesday against Auburn, already the 11th scoreless outing for them this season.
- The GT bullpen has allowed two or fewer earned runs in 18 games this season.
- The Jackets enter this weekend on a 9.1 inning scoreless streak from the bullpen, the second longest streak of the season.

2026 Season Summary

(As of Apr 1, 2026)

Georgia Tech Season Summary

Record: 23-5 Home: 17-2 Away: 6-3 Neutral: 0-0 Conference: 9-3 Extra Inn: 1-0
Vs. Ranked: 6-2

DATE	OPPONENT	SCORE	PLAYER	AVG	SLUG	OBP	GP	AB	R	H	2B	3B	HR	RBI	BB	K	SB	CS	E
02-13	Bowling Green	W 11-5	LACKEY, Vahn	.416	.851	.532	28	101	37	42	9	1	11	38	22	16	7	0	1
02-14	Bowling Green	W 27-4	ADVINCULA, Jarren	.405	.552	.481	28	116	32	47	2	0	5	30	14	12	5	1	0
02-14	Bowling Green	W 12-2	KERCE, Carson	.396	.677	.500	28	96	26	38	16	1	3	25	16	11	2	0	3
02-17	at Georgia Southern	W 25-1	HERNANDEZ, Alex	.384	.566	.508	27	99	33	38	3	0	5	24	21	26	2	0	2
02-20	Stony Brook	W 14-5	BAKER, Will	.375	.614	.496	27	88	31	33	13	1	2	24	21	17	1	0	2
02-20	Stony Brook	W 10-5	SCHMIDT, Kent	.344	.453	.522	20	64	24	22	4	0	1	23	22	15	2	0	1
02-22	Stony Brook	W 21-3	ZUCKERMAN, Ryan	.337	.733	.465	28	101	33	34	8	1	10	36	21	36	1	0	3
02-24	Georgia State	L 4-9	DANIEL, Caleb	.333	.710	.435	24	69	22	23	5	0	7	20	10	22	1	0	0
02-27	Northwestern	W 17-3	BURRESS, Drew	.295	.554	.448	28	112	35	33	10	2	5	23	25	21	3	4	2
02-28	Northwestern	W 13-3	ROGERS, Drew	.294	.608	.413	19	51	17	15	1	0	5	21	5	18	0	0	2
03-01	Northwestern	W 14-6																	
03-03	at Georgia St.	W 4-1																	
03-06*	Virginia Tech	W 18-1	NEISES, Tyler	.667	.667	.750	3	3	2	2	0	0	0	0	1	1	0	0	0
03-07*	Virginia Tech	W 14-5	COUPET, Nathanael	.545	.818	.571	10	11	6	6	0	0	1	9	1	4	0	0	0
03-08*	Virginia Tech	L 6-9	DEE, Michael	.500	.500	.600	5	4	3	2	0	0	0	1	1	2	0	0	0
03-10	West Georgia	W 14-0	HARTWELL, Judson	.500	.500	.600	3	4	2	2	0	0	0	1	1	0	0	0	0
03-12*	at Clemson	W 10-0	STEPHENSON, Dominic	.500	1.000	.667	4	4	2	2	0	1	0	3	1	2	0	0	0
03-13*	at Clemson	W 9-3	BROWN, Cade	.375	.375	.445	7	8	3	3	0	0	0	1	2	3	0	0	2
03-14*	at Clemson	L 7-13	LEWIS, Coleman	.313	.313	.450	9	16	5	5	0	0	0	3	4	5	0	0	0
03-17	at Auburn	L 2-9	BROSIOUS, Parker	.296	.741	.447	23	27	7	8	3	0	3	16	7	7	3	0	0
03-20*	at Pitt	W 11-9																	
03-21*	at Pitt	L 9-14																	
03-22*	at Pitt	W 12-4																	
03-27*	NC State	W 3-1																	
03-28*	NC State	W 6-4																	
03-29*	NC State	W 10-0																	
03-31	Auburn	W 13-3																	
Totals				.364	.633	.486		974	320	355	74	7	58	298	195	218	26	5	23
Opponents				.868	127	214	44	0	23	121	119	256	32	9	34				

LOB - Team (245), Opp (212). DPs turned - Team (14), Opp (22). CI - Team (0), Opp (0). IBB - Team (1): ADVINCULA, Jarren (1). Picked off - Team (3): BURRESS, Drew (2); LACKEY, Vahn (1).

* Conf Game; - Neutral Site; + Extra Innings; ^ Postseason; (F) Forfeit

PLAYER	ERA	W-L	APP	GS	CG	SHO	SV	IP	H	R	ER	BB	K	AVG	HR
BLAKELY, Jackson	2.22	3-1	6	4	0	1	0	24.1	22	6	6	6	27	.237	1
SHADEK, Justin	3.09	1-0	8	1	0	1	0	11.2	10	8	4	9	17	.238	0
LOY, Dylan	3.67	2-1	9	5	0	0	0	27.0	29	15	11	5	26	.269	6
MCKEE, Tate	3.74	4-0	7	7	0	1	0	33.2	27	14	14	22	34	.221	5
ANGELAKOS, Dimitri	3.77	1-1	6	3	0	1	0	14.1	13	6	6	1	11	.236	2
PATEL, Mason	4.61	2-0	5	2	0	0	2	13.2	15	7	7	5	13	.294	0
BUURSEMA, Porter	5.23	0-1	7	1	0	1	0	10.1	7	6	6	13	14	.206	0
UNDERWOOD, Cooper	8.25	1-0	6	5	0	0	0	12.0	14	11	11	9	11	.304	1

BARFIELD, Brett	2.08	1-0	10	0	0	0	1	8.2	6	2	2	4	7	.188	0
BALLARD, Carson	3.75	2-0	8	0	0	0	0	12.0	10	6	5	6	15	.222	1
GAUDETTE, Caden	3.77	2-0	11	0	0	0	0	14.1	7	6	6	6	14	.146	3
CAMPBELL, Kayden	4.70	2-1	9	0	0	0	0	7.2	7	4	4	6	8	.259	0
LANKIE, Jake	5.56	0-0	8	0	0	1	1	11.1	15	8	7	2	15	.313	1
MCKELVEY, Adam	7.20	2-0	6	0	0	1	0	5.0	3	4	4	5	10	.176	1
SPIVEY, Caden	7.45	0-0	8	0	0	0	1	9.2	11	8	8	9	14	.297	1
WILLCOX, Charlie	7.84	0-0	7	0	0	1	0	10.1	15	11	9	5	12	.313	1
VICENS, Jamie	9.00	0-0	6	0	0	0	0	4.0	3	5	4	6	8	.200	0

Totals	4.46	23-5	28	0	3	5		230.0	214	127	114	119	256	.247	23
Opponents	11.73	5-23	28	0	0	3		218.2	355	320	285	195	218	.364	58

PB - Team(4): LACKEY, Vahn (3); ROGERS, Drew (1), Opp (5). Pickoffs - Team(6): UNDERWOOD, Cooper (2); PATEL, Mason (1); LOY, Dylan (1); BUURSEMA, Porter (1), Opp (3). SBA/ATT - LACKEY, Vahn (18-21); ROGERS, Drew (14-20); BLAKELY, Jackson (2-2); WILLCOX, Charlie (1-1); VICENS, James (1-1); SHADEK, Justin (1-1); ANGELAKOS, Dimitri (1-1).

SCORE BY INNINGS	1	2	3	4	5	6	7	8	9	EX	TOTAL
Georgia Tech	43	52	52	28	45	39	41	18	1	1	320
Opponents	16	25	6	15	31	11	15	3	5	0	127

Win-loss breakouts - Day: 18-4; Night 5-1; 1-run games: 1-0; 2-run games: 3-0; 5+run games: 18-4; Shutouts: 3-0. Current win streak: 5; Home winning streak: 5. Attendance - Home: NaN (avg 0); Away: NaN (avg 0); Total: NaN (avg 0); vs LH SP: 6-1; vs RH SP: 17-4; Current streak: 5; Longest winning streak: 8; Longest losing streak: 2;

Overall Stats

Georgia Tech Overall Statistics

Record: 23-5 Home: 17-2 Away: 6-3 Neutral: 0-0 Conference: 9-3 Extra Inn: 1-0
 Vs. Ranked: 6-2

PLAYER	AVG	GP-GS	AB	R	H	2B	3B	HR	XB	RBI	TB	SLG	BB	HP	K	GDP	OB%	SF	SH	SB-ATT	PO	A	E	FLD%	
LACKEY, Vahn	.416	28-28	101	37	42	9	1	11	21	38	86	.851	22	3	16	3	.532	0	0	7-7	151	14	1	.994	
ADVINCULA, Jarren	.405	28-28	116	32	47	2	0	5	7	30	64	.552	14	4	12	1	.481	1	1	5-6	30	54	0	1.000	
KERCE, Carson	.396	28-28	96	26	38	16	1	3	20	25	65	.677	16	4	11	5	.500	0	0	2-2	37	58	3	.969	
HERNANDEZ, Alex	.384	27-27	99	33	38	3	0	5	8	24	56	.566	21	4	26	2	.508	0	0	2-2	87	7	2	.979	
BAKER, Will	.375	27-25	88	31	33	13	1	2	16	24	54	.614	21	3	17	3	.496	3	2	1-1	19	3	2	.917	
SCHMIDT, Kent	.344	20-20	64	24	22	4	0	1	5	23	29	.453	22	3	15	2	.522	1	0	2-2	125	6	1	.992	
ZUCKERMAN, Ryan	.337	28-28	101	33	34	8	1	10	19	36	74	.733	21	4	36	3	.465	1	0	1-1	8	41	3	.942	
DANIEL, Caleb	.333	24-18	69	22	23	5	0	7	12	20	49	.710	10	4	22	2	.435	2	0	0-0	25	0	0	1.000	
BURRESS, Drew	.295	28-28	112	35	33	10	2	5	17	23	62	.554	25	6	21	1	.448	0	0	3-7	48	3	2	.962	
ROGERS, Drew	.294	19-14	51	17	15	1	0	5	6	21	31	.608	5	6	18	1	.413	1	0	0-0	105	11	2	.983	

NEISES, Tyler	.667	3-0	3	2	2	0	0	0	0	0	2	.667	1	0	1	0	.750	0	0	0-0	2	0	0	1.000	
COUPET, Nathanael	.545	10-1	11	6	6	0	0	1	1	9	9	.818	1	1	4	0	.571	1	0	0-0	12	0	0	1.000	
DEE, Michael	.500	5-0	4	3	2	0	0	0	0	1	2	.500	1	0	2	0	.600	0	0	0-0	2	2	0	1.000	
HARTWELL, Judson	.500	3-0	4	2	2	0	0	0	0	1	2	.500	1	0	0	0	.600	0	0	0-0	1	0	0	1.000	
STEPHENSON, Dominic	.500	4-0	4	2	2	0	1	0	1	3	4	1.000	1	1	2	0	.667	0	0	0-0	7	0	0	1.000	
BROWN, Cade	.375	7-0	8	3	3	0	0	0	0	1	3	.375	2	1	3	0	.545	0	0	0-0	9	1	2	.833	
LEWIS, Coleman	.313	9-1	16	5	5	0	0	0	0	3	5	.313	4	0	5	0	.450	0	0	0-0	1	0	0	1.000	
BROSIUS, Parker	.296	23-6	27	7	8	3	0	3	6	16	20	.741	7	2	7	0	.447	2	2	3-3	13	0	0	1.000	
Others																					8	35	5	.896	
Totals	.364	-	974	320	355	74	7	58	139	298	617	.633	195	46	218	23	.486	12	5	26-31	690	235	23	.976	
Opponents	.247	-	868	127	214	44	0	23	67	121	327	.377	119	28	256	14	.353	7	9	32-41	665	225	34	.963	

LOB - Team (245), Opp (212). DPs turned - Team (14), Opp (22). CI - Team (0), Opp (0). IBB - Team (1): ADVINCULA, Jarren (1). Picked off - Team (3): BURRESS, Drew (2); LACKEY, Vahn (1).

PLAYER	ERA	W-L	APP	GS	CG	SHO	SV	IP	H	R	ER	BB	K	WHIP	2B	3B	HR	AVG	WP	HP	BK	SFA	SHA		
BLAKELY, Jackson	2.22	3-1	6	4	0	1	0	24.1	22	6	6	6	27	1.15	5	0	1	.237	2	6	0	0	1		
SHADEK, Justin	3.09	1-0	8	1	0	1	0	11.2	10	8	4	9	17	1.63	4	0	0	.238	1	1	0	1	3		
LOY, Dylan	3.67	2-1	9	5	0	0	0	27.0	29	15	11	5	26	1.26	1	0	6	.269	1	3	0	0	0		
MCKEE, Tate	3.74	4-0	7	7	0	1	0	33.2	27	14	14	22	34	1.46	3	0	5	.221	5	3	0	0	0		
ANGELAKOS, Dimitri	3.77	1-1	6	3	0	1	0	14.1	13	6	6	1	11	0.98	3	0	2	.236	0	2	0	0	0		
PATEL, Mason	4.61	2-0	5	2	0	0	2	13.2	15	7	7	5	13	1.46	5	0	0	.294	0	0	0	0	2		
BUURSEMA, Porter	5.23	0-1	7	1	0	1	0	10.1	7	6	6	13	14	1.94	2	0	0	.206	1	0	0	1	1		
UNDERWOOD, Cooper	8.25	1-0	6	5	0	0	0	12.0	14	11	11	9	11	1.92	4	0	1	.304	0	3	0	2	0		

BARFIELD, Brett	2.08	1-0	10	0	0	0	1	8.2	6	2	2	4	7	1.15	1	0	0	.188	0	1	0	0	0		
BALLARD, Carson	3.75	2-0	8	0	0	0	0	12.0	10	6	5	6	15	1.33	3	0	1	.222	1	2	0	1	0		
GAUDETTE, Caden	3.77	2-0	11	0	0	0	0	14.1	7	6	6	6	14	0.91	0	0	3	.146	0	2	0	0	1		
CAMPBELL, Kayden	4.70	2-1	9	0	0	0	0	7.2	7	4	4	6	8	1.70	3	0	0	.259	0	1	1	0	0		
LANKIE, Jake	5.56	0-0	8	0	0	1	1	11.1	15	8	7	2	15	1.50	3	0	1	.313	0	1	0	1	0		
MCKELVEY, Adam	7.20	2-0	6	0	0	1	0	5.0	3	4	4	5	10	1.60	1	0	1	.176	0	1	0	1	0		
SPIVEY, Caden	7.45	0-0	8	0	0	0	1	9.2	11	8	8	9	14	2.07	3	0	1	.297	0	0	0	0	0		
WILLCOX, Charlie	7.84	0-0	7	0	0	1	0	10.1	15	11	9	5	12	1.94	3	0	1	.313	1	2	0	0	0		
VICENS, Jamie	9.00	0-0	6	0	0	0	0	4.0	3	5	4	6	8	2.25	0	0	0	.200	1	0	0	0	1		
Totals	4.46	23-5	28	0	3	5	230.0	214	127	114	119	256	145	44	0	23	.247	13	28	1	7	9			
Opponents	11.73	5-23	28	0	0	3	218.2	355	320	285	195	218	2.52	74	7	58	.364	21	46	2	12	5			

PB - Team(4): LACKEY, Vahn (3); ROGERS, Drew (1), Opp (5). Pickoffs - Team(6): UNDERWOOD, Cooper (2); PATEL, Mason (1); LOY, Dylan (1); BUURSEMA, Porter (1), Opp (3). SBA/ATT - LACKEY, Vahn (18-21); ROGERS, Drew (14-20); BLAKELY, Jackson (2-2); WILLCOX, Charlie (1-1); VICENS, James (1-1); SHADEK, Justin (1-1); ANGELAKOS, Dimitri (1-1).

Record: 9-3 Home: 5-1 Away: 4-2 Neutral: 0-0 Conference: 9-3 Extra
 Inn: 0-0 Vs. Ranked: 5-1

PLAYER	AVG	GP-GS	AB	R	H	2B	3B	HR	XB	RBI	TB	SLG	BB	HP	K	GDP	OB%	SF	SH	SB-ATT	PO	A	E	FLD%	
KERCE, Carson	.417	12-12	48	9	20	8	0	2	10	15	34	.708	2	1	5	2	.451	0	0	1-1	20	32	0	1.000	
ADVINCULA, Jarren	.412	12-12	51	13	21	2	0	1	3	7	26	.510	6	0	7	0	.466	1	0	1-2	17	29	0	1.000	
LACKEY, Vahn	.395	12-12	43	18	17	5	0	5	10	14	37	.860	9	1	6	3	.509	0	0	2-2	73	8	0	1.000	
BAKER, Will	.343	11-10	35	13	12	5	1	2	8	8	25	.714	6	1	11	2	.452	0	2	0-0	2	2	1	.800	
SCHMIDT, Kent	.333	12-12	42	11	14	2	0	1	3	17	19	.452	9	1	10	1	.462	0	0	2-2	88	4	0	1.000	
DANIEL, Caleb	.280	9-7	25	6	7	0	0	2	2	8	13	.520	4	1	10	0	.400	0	0	0-0	11	0	0	1.000	
ZUCKERMAN, Ryan	.262	12-12	42	15	11	2	0	4	6	14	25	.595	9	1	15	0	.396	1	0	1-1	5	19	1	.960	
HERNANDEZ, Alex	.256	12-12	43	9	11	0	0	2	2	7	17	.395	13	1	15	1	.439	0	0	0-0	24	2	1	.963	
BROSIUS, Parker	.250	9-5	16	3	4	1	0	2	3	4	11	.688	3	2	4	0	.429	0	1	0-0	7	0	0	1.000	
BURRESS, Drew	.212	12-12	52	12	11	3	1	2	6	8	22	.423	8	2	15	0	.339	0	0	0-2	21	0	0	1.000	

BROWN, Cade	1.000	1-0	1	1	1	0	0	0	0	0	1	1.000	0	0	0	0	1.000	0	0	0-0	2	0	0	1.000	
COUPET, Nathanael	.500	3-0	2	0	1	0	0	0	0	2	1	.500	1	0	1	0	.667	0	0	0-0	0	0	0	.000	
ROGERS, Drew	.250	4-2	12	3	3	0	0	1	1	3	6	.500	1	1	6	0	.357	0	0	0-0	25	3	0	1.000	
STEPHENSON, Dominic	.000	1-0	0	0	0	0	0	0	0	0	0	.000	1	0	0	0	.000	0	0	0-0	0	0	0	.000	
LEWIS, Coleman	.000	1-0	1	0	0	0	0	0	0	0	0	.000	0	0	0	0	.000	0	0	0-0	0	0	0	.000	
Others																					2	8	3	.769	
Totals	.322	-	413	113	133	28	2	24	54	107	237	.574	72	12	105	9	.435	2	3	7-10	297	107	6	.985	
Opponents	.262	-	374	63	98	17	0	15	32	60	160	.428	65	15	95	8	.388	5	2	9-13	290	83	15	.961	

LOB - Team (96), Opp (101). DPs turned - Team (8), Opp (8). CI - Team (0), Opp (0). IBB - Team (1): ADVINCULA, Jarren (1) . Picked off - Team (0): .

PLAYER	ERA	W-L	APP	GS	CG	SHO	SV	IP	H	R	ER	BB	K	WHIP	2B	3B	HR	AVG	WP	HP	BK	SFA	SHA	
BLAKELY, Jackson	3.12	2-1	4	3	0	1	0	17.1	17	6	6	4	13	1.21	5	0	1	.254	2	4	0	0	0	
MCKEE, Tate	3.54	2-0	4	4	0	1	0	20.1	15	8	8	16	19	1.52	1	0	3	.205	3	1	0	0	0	
LOY, Dylan	5.84	0-1	4	3	0	0	0	12.1	18	12	8	3	7	1.70	0	0	5	.340	1	3	0	0	0	
UNDERWOOD, Cooper	7.71	0-0	2	1	0	0	0	2.1	3	2	2	3	2	2.57	1	0	0	.375	0	1	0	2	0	
BUURSEMA, Porter	10.13	0-1	3	1	0	0	0	5.1	6	6	6	7	5	2.44	2	0	0	.333	0	0	0	1	1	

PATEL, Mason	0.00	1-0	3	0	0	0	2	5.1	2	0	0	2	5	0.75	0	0	0	.118	0	0	0	0	0	
BARFIELD, Brett	0.00	0-0	5	0	0	0	1	4.0	1	0	0	3	3	1.00	1	0	0	.077	0	0	0	0	0	
CAMPBELL, Kayden	0.00	0-0	3	0	0	0	0	4.0	1	0	0	2	6	0.75	0	0	0	.083	0	0	0	0	0	
GAUDETTE, Caden	3.00	2-0	5	0	0	0	0	9.0	3	3	3	5	8	0.89	0	0	2	.100	0	1	0	0	0	
SHADEK, Justin	4.91	0-0	4	0	0	1	0	3.2	4	4	2	5	7	2.45	1	0	0	.286	0	1	0	1	1	
BALLARD, Carson	6.00	1-0	3	0	0	0	0	6.0	6	4	4	3	6	1.50	1	0	1	.250	0	2	0	0	0	
VICENS, Jamie	6.75	0-0	3	0	0	0	0	1.1	0	1	1	3	3	2.25	0	0	0	.000	1	0	0	0	0	
LANKIE, Jake	15.43	0-0	3	0	0	1	0	2.1	8	4	4	0	2	3.43	1	0	1	.615	0	1	0	0	0	
SPIVEY, Caden	16.88	0-0	2	0	0	0	0	2.2	6	5	5	3	3	3.37	2	0	0	.500	0	0	0	0	0	
WILLCOX, Charlie	18.00	0-0	2	0	0	0	0	2.0	6	4	4	2	4	4.00	2	0	1	.500	0	0	0	0	0	
MCKELVEY, Adam	36.00	1-0	2	0	0	0	0	1.0	2	4	4	4	2	6.00	0	0	1	.500	0	1	0	1	0	
Totals	5.18	9-3	12	0	2	3	99.0	98	63	57	65	95	165	1.65	17	0	15	.262	7	15	0	5	2	
Opponents	8.84	3-9	12	0	0	2	96.2	133	113	95	72	105	212	2.12	28	2	24	.322	6	12	1	2	3	

PB - Team(2): LACKEY, Vahn (2) , Opp (1). Pickoffs - Team(3): LOY, Dylan (1) ;BUURSEMA, Porter (1) , Opp (0). SBA/ATT - LACKEY, Vahn (6-9) ;ROGERS, Drew (3-4) ;BLAKELY, Jackson (2-2) ;VICENS, James (1-1) .

PLAYER GAME HIGHS
#2 ADVINCULA, Jarren

HIGH	STAT	LOW
6 - 5X Last at Pitt 03-21-26	PLATE APPEARANCES	3 vs. Stony Brook 02-22-26
6 at Pitt 03-21-26	AT BATS	3 - 7X Last vs. NC State 03-27-26
4 vs. Northwestern 02-28-26	HITS	0 - 3X Last vs. Virginia Tech 03-08-26
3 vs. Virginia Tech 03-07-26	RUNS SCORED	0 - 7X Last vs. NC State 03-28-26
4 vs. Northwestern 02-27-26	RBI's	0 - 11X Last vs. NC State 03-28-26
1 - 2X Last at Pitt 03-22-26	DOUBLES	0 - 25X Last vs. NC State 03-29-26
0 - 27X Last vs. NC State 03-29-26	TRIPLES	0 - 27X Last vs. NC State 03-29-26
2 vs. Northwestern 02-27-26	HOMERUNS	0 - 23X Last vs. NC State 03-29-26
8 vs. Northwestern 02-27-26	TOTAL BASES	0 - 3X Last vs. Virginia Tech 03-08-26
2 - 2X Last vs. Virginia Tech 03-07-26	WALKS	0 - 15X Last vs. NC State 03-28-26
2 - 2X Last at Clemson 03-12-26	STRIKEOUTS	0 - 17X Last vs. NC State 03-27-26
2 vs. Bowling Green 02-13-26	STOLEN BASES	0 - 23X Last vs. NC State 03-28-26
4 vs. Virginia Tech 03-07-26	PUTOUTS	0 - 12X Last vs. NC State 03-29-26
5 vs. NC State 03-27-26	ASSISTS	0 - 3X Last at Pitt 03-22-26
0 - 27X Last vs. NC State 03-29-26	ERRORS	0 - 27X Last vs. NC State 03-29-26

#3 KERCE, Carson

HIGH	STAT	LOW
5 - 7X Last at Pitt 03-21-26	PLATE APPEARANCES	3 - 3X Last vs. West Georgia 03-10-26
5 - 4X Last at Pitt 03-21-26	AT BATS	1 vs. Bowling Green 02-14-26
3 - 6X Last at Pitt 03-22-26	HITS	0 - 9X Last vs. NC State 03-29-26
2 - 4X Last at Pitt 03-22-26	RUNS SCORED	0 - 8X Last vs. NC State 03-29-26
4 - 2X Last at Clemson 03-14-26	RBI's	0 - 15X Last vs. NC State 03-29-26
2 - 4X Last at Pitt 03-21-26	DOUBLES	0 - 15X Last vs. NC State 03-29-26
1 vs. Stony Brook 02-20-26	TRIPLES	0 - 26X Last vs. NC State 03-29-26
1 - 2X Last vs. NC State 03-27-26	HOMERUNS	0 - 25X Last vs. NC State 03-29-26
7 at Clemson 03-14-26	TOTAL BASES	0 - 9X Last vs. NC State 03-29-26
2 - 4X Last at Georgia St. 03-03-26	WALKS	0 - 16X Last vs. NC State 03-29-26
2 vs. NC State 03-27-26	STRIKEOUTS	0 - 17X Last vs. NC State 03-29-26
1 - 2X Last at Pitt 03-20-26	STOLEN BASES	0 - 25X Last vs. NC State 03-29-26
4 - 3X Last at Clemson 03-14-26	PUTOUTS	0 - 9X Last at Pitt 03-21-26
6 - 2X Last at Clemson 03-13-26	ASSISTS	0 - 5X Last at Pitt 03-22-26
1 - 3X Last vs. Northwestern 02-28-26	ERRORS	0 - 24X Last vs. NC State 03-29-26

#8 BURRESS, Drew

HIGH	STAT	LOW
6 - 7X Last at Pitt 03-21-26	PLATE APPEARANCES	4 - 3X Last vs. NC State 03-27-26
5 - 10X Last vs. NC State 03-28-26	AT BATS	2 - 3X Last vs. NC State 03-27-26
3 - 4X Last vs. NC State 03-28-26	HITS	0 - 10X Last vs. NC State 03-27-26
4 vs. Northwestern 02-28-26	RUNS SCORED	0 - 9X Last at Pitt 03-22-26
3 at Clemson 03-12-26	RBI's	0 - 13X Last vs. NC State 03-27-26
2 vs. Northwestern 02-27-26	DOUBLES	0 - 19X Last vs. NC State 03-28-26
1 - 2X Last vs. NC State 03-28-26	TRIPLES	0 - 25X Last vs. NC State 03-29-26
2 at Clemson 03-12-26	HOMERUNS	0 - 23X Last vs. NC State 03-29-26
9 vs. Stony Brook 02-22-26	TOTAL BASES	0 - 10X Last vs. NC State 03-27-26
2 - 9X Last vs. NC State 03-29-26	WALKS	0 - 11X Last vs. NC State 03-28-26
3 - 2X Last at Clemson 03-14-26	STRIKEOUTS	0 - 12X Last vs. NC State 03-27-26
2 vs. Bowling Green 02-13-26	STOLEN BASES	0 - 25X Last vs. NC State 03-29-26
4 - 4X Last vs. NC State 03-29-26	PUTOUTS	0 - 6X Last vs. NC State 03-27-26
2 vs. Stony Brook 02-21-26	ASSISTS	0 - 25X Last vs. NC State 03-29-26
1 - 2X Last vs. Northwestern 02-28-26	ERRORS	0 - 25X Last vs. NC State 03-29-26

PLAYER GAME HIGHS
#11 ZUCKERMAN, Ryan

HIGH	STAT	LOW
6 at Georgia Southern 02-17-26	PLATE APPEARANCES	3 vs. Stony Brook 02-22-26
5 - 6X Last at Pitt 03-20-26	AT BATS	1 vs. Stony Brook 02-22-26
3 - 3X Last vs. Northwestern 03-01-26	HITS	0 - 5X Last vs. NC State 03-28-26
4 vs. Northwestern 03-01-26	RUNS SCORED	0 - 9X Last vs. NC State 03-28-26
5 at Georgia Southern 02-17-26	RBI's	0 - 10X Last vs. NC State 03-28-26
1 - 8X Last vs. NC State 03-29-26	DOUBLES	0 - 19X Last vs. NC State 03-28-26
1 at Georgia Southern 02-17-26	TRIPLES	0 - 26X Last vs. NC State 03-29-26
3 vs. Northwestern 03-01-26	HOMERUNS	0 - 20X Last vs. NC State 03-29-26
12 vs. Northwestern 03-01-26	TOTAL BASES	0 - 5X Last vs. NC State 03-28-26
2 - 6X Last at Pitt 03-22-26	WALKS	0 - 12X Last vs. NC State 03-29-26
3 - 3X Last at Pitt 03-20-26	STRIKEOUTS	0 - 6X Last at Pitt 03-22-26
1 vs. Virginia Tech 03-08-26	STOLEN BASES	0 - 26X Last vs. NC State 03-29-26
1 - 8X Last vs. NC State 03-28-26	PUTOUTS	0 - 19X Last vs. NC State 03-29-26
5 at Clemson 03-12-26	ASSISTS	0 - 7X Last vs. NC State 03-29-26
1 - 3X Last at Clemson 03-14-26	ERRORS	0 - 24X Last vs. NC State 03-29-26

#25 LACKEY, Vahn

HIGH	STAT	LOW
6 vs. Stony Brook 02-21-26	PLATE APPEARANCES	3 - 3X Last vs. NC State 03-29-26
5 - 4X Last at Pitt 03-20-26	AT BATS	1 vs. Virginia Tech 03-06-26
3 - 5X Last at Clemson 03-12-26	HITS	0 - 4X Last vs. NC State 03-27-26
3 at Georgia Southern 02-17-26	RUNS SCORED	0 - 6X Last vs. NC State 03-27-26
5 vs. Virginia Tech 03-07-26	RBI's	0 - 9X Last vs. NC State 03-27-26
1 - 9X Last vs. NC State 03-29-26	DOUBLES	0 - 18X Last vs. NC State 03-28-26
1 vs. West Georgia 03-10-26	TRIPLES	0 - 26X Last vs. NC State 03-29-26
2 vs. Stony Brook 02-20-26	HOMERUNS	0 - 18X Last vs. NC State 03-28-26
9 vs. West Georgia 03-10-26	TOTAL BASES	0 - 4X Last vs. NC State 03-27-26
3 vs. Virginia Tech 03-06-26	WALKS	0 - 12X Last vs. NC State 03-29-26
2 - 3X Last at Auburn 03-17-26	STRIKEOUTS	0 - 15X Last vs. NC State 03-29-26
2 vs. Stony Brook 02-22-26	STOLEN BASES	0 - 21X Last vs. NC State 03-29-26
13 vs. Georgia State 02-24-26	PUTOUTS	0 - 8X Last vs. NC State 03-29-26
3 at Georgia Southern 02-17-26	ASSISTS	0 - 17X Last vs. NC State 03-29-26
1 vs. Stony Brook 02-21-26	ERRORS	0 - 26X Last vs. NC State 03-29-26

#4 HERNANDEZ, Alex

HIGH	STAT	LOW
6 - 2X Last at Pitt 03-21-26	PLATE APPEARANCES	2 vs. Northwestern 02-28-26
5 - 6X Last at Pitt 03-22-26	AT BATS	1 vs. Stony Brook 02-22-26
4 - 3X Last vs. West Georgia 03-10-26	HITS	0 - 7X Last vs. NC State 03-28-26
3 - 6X Last vs. West Georgia 03-10-26	RUNS SCORED	0 - 8X Last vs. NC State 03-28-26
6 vs. Bowling Green 02-14-26	RBI's	0 - 14X Last vs. NC State 03-29-26
1 - 2X Last vs. Stony Brook 02-20-26	DOUBLES	0 - 24X Last vs. NC State 03-29-26
0 - 26X Last vs. NC State 03-29-26	TRIPLES	0 - 26X Last vs. NC State 03-29-26
1 - 5X Last at Pitt 03-20-26	HOMERUNS	0 - 21X Last vs. NC State 03-29-26
8 vs. Stony Brook 02-20-26	TOTAL BASES	0 - 7X Last vs. NC State 03-28-26
3 at Pitt 03-21-26	WALKS	0 - 11X Last vs. NC State 03-27-26
4 vs. NC State 03-28-26	STRIKEOUTS	0 - 10X Last at Pitt 03-21-26
1 - 2X Last at Georgia Southern 02-17-26	STOLEN BASES	0 - 24X Last vs. NC State 03-29-26
11 vs. Georgia State 02-24-26	PUTOUTS	0 - 4X Last vs. NC State 03-28-26
1 - 7X Last at Auburn 03-17-26	ASSISTS	0 - 19X Last vs. NC State 03-29-26
1 - 2X Last vs. NC State 03-28-26	ERRORS	0 - 24X Last vs. NC State 03-29-26

PLAYER GAME HIGHS
#7 BAKER, Will

HIGH	STAT	LOW
5 - 13X Last at Pitt 03-20-26	PLATE APPEARANCES	1 vs. NC State 03-29-26
5 - 2X Last at Pitt 03-20-26	AT BATS	1 vs. NC State 03-29-26
3 - 3X Last at Clemson 03-14-26	HITS	0 - 6X Last vs. NC State 03-29-26
3 - 5X Last at Clemson 03-14-26	RUNS SCORED	0 - 9X Last vs. NC State 03-29-26
5 vs. Northwestern 02-28-26	RBI's	0 - 12X Last vs. NC State 03-29-26
2 at Clemson 03-14-26	DOUBLES	0 - 14X Last vs. NC State 03-29-26
1 at Pitt 03-20-26	TRIPLES	0 - 25X Last vs. NC State 03-29-26
1 - 2X Last at Clemson 03-14-26	HOMERUNS	0 - 24X Last vs. NC State 03-29-26
8 at Clemson 03-14-26	TOTAL BASES	0 - 6X Last vs. NC State 03-29-26
3 - 2X Last vs. Stony Brook 02-22-26	WALKS	0 - 12X Last vs. NC State 03-29-26
3 - 3X Last vs. NC State 03-27-26	STRIKEOUTS	0 - 17X Last vs. NC State 03-29-26
1 vs. Stony Brook 02-21-26	STOLEN BASES	0 - 25X Last vs. NC State 03-29-26
5 vs. Northwestern 02-28-26	PUTOUTS	0 - 15X Last vs. NC State 03-29-26
2 vs. Virginia Tech 03-06-26	ASSISTS	0 - 24X Last vs. NC State 03-29-26
1 - 2X Last vs. Virginia Tech 03-07-26	ERRORS	0 - 24X Last vs. NC State 03-29-26

#6 DANIEL, Caleb

HIGH	STAT	LOW
5 - 10X Last at Pitt 03-20-26	PLATE APPEARANCES	1 - 2X Last at Auburn 03-17-26
5 - 2X Last vs. Virginia Tech 03-07-26	AT BATS	1 - 4X Last at Auburn 03-17-26
3 vs. Bowling Green 02-13-26	HITS	0 - 8X Last at Pitt 03-21-26
3 vs. Northwestern 02-27-26	RUNS SCORED	0 - 9X Last at Pitt 03-22-26
6 vs. Bowling Green 02-13-26	RBI's	0 - 14X Last at Pitt 03-21-26
1 - 5X Last vs. Northwestern 02-28-26	DOUBLES	0 - 18X Last at Pitt 03-22-26
0 - 23X Last at Pitt 03-22-26	TRIPLES	0 - 23X Last at Pitt 03-22-26
2 - 2X Last vs. Virginia Tech 03-07-26	HOMERUNS	0 - 19X Last at Pitt 03-22-26
10 vs. Bowling Green 02-13-26	TOTAL BASES	0 - 8X Last at Pitt 03-21-26
1 - 10X Last at Pitt 03-20-26	WALKS	0 - 13X Last at Pitt 03-22-26
3 vs. Virginia Tech 03-07-26	STRIKEOUTS	0 - 7X Last at Pitt 03-22-26
0 - 23X Last at Pitt 03-22-26	STOLEN BASES	0 - 23X Last at Pitt 03-22-26
4 - 2X Last vs. Virginia Tech 03-08-26	PUTOUTS	0 - 8X Last at Pitt 03-21-26
0 - 23X Last at Pitt 03-22-26	ASSISTS	0 - 23X Last at Pitt 03-22-26
0 - 23X Last at Pitt 03-22-26	ERRORS	0 - 23X Last at Pitt 03-22-26

#1 BROSIUS, Parker

HIGH	STAT	LOW
5 at Pitt 03-21-26	PLATE APPEARANCES	1 - 9X Last at Auburn 03-17-26
3 - 3X Last vs. NC State 03-29-26	AT BATS	0 - 3X Last vs. West Georgia 03-10-26
2 vs. NC State 03-29-26	HITS	0 - 11X Last vs. NC State 03-28-26
2 vs. NC State 03-29-26	RUNS SCORED	0 - 12X Last vs. NC State 03-28-26
4 vs. Bowling Green 02-14-26	RBI's	0 - 8X Last vs. NC State 03-28-26
1 - 3X Last at Clemson 03-13-26	DOUBLES	0 - 15X Last vs. NC State 03-29-26
0 - 18X Last vs. NC State 03-29-26	TRIPLES	0 - 18X Last vs. NC State 03-29-26
1 - 3X Last vs. NC State 03-29-26	HOMERUNS	0 - 15X Last vs. NC State 03-28-26
5 vs. NC State 03-29-26	TOTAL BASES	0 - 11X Last vs. NC State 03-28-26
2 at Pitt 03-21-26	WALKS	0 - 12X Last vs. NC State 03-28-26
2 vs. NC State 03-28-26	STRIKEOUTS	0 - 13X Last vs. NC State 03-29-26
2 vs. Stony Brook 02-20-26	STOLEN BASES	0 - 16X Last vs. NC State 03-29-26
3 vs. NC State 03-27-26	PUTOUTS	0 - 14X Last at Pitt 03-21-26
0 - 22X Last vs. NC State 03-29-26	ASSISTS	0 - 22X Last vs. NC State 03-29-26
0 - 22X Last vs. NC State 03-29-26	ERRORS	0 - 22X Last vs. NC State 03-29-26

#10 SCHMIDT, Kent

HIGH	STAT	LOW
6 - 2X Last vs. Bowling Green 02-14-26	PLATE APPEARANCES	3 at Pitt 03-21-26
5 vs. NC State 03-28-26	AT BATS	2 - 5X Last at Pitt 03-22-26
4 vs. Virginia Tech 03-07-26	HITS	0 - 6X Last vs. NC State 03-27-26
3 - 3X Last at Pitt 03-22-26	RUNS SCORED	0 - 7X Last vs. NC State 03-29-26
4 at Clemson 03-13-26	RBI's	0 - 6X Last vs. NC State 03-27-26
1 - 4X Last at Pitt 03-22-26	DOUBLES	0 - 15X Last vs. NC State 03-29-26
0 - 19X Last vs. NC State 03-29-26	TRIPLES	0 - 19X Last vs. NC State 03-29-26
1 at Clemson 03-13-26	HOMERUNS	0 - 18X Last vs. NC State 03-29-26
5 at Clemson 03-13-26	TOTAL BASES	0 - 6X Last vs. NC State 03-27-26
2 - 6X Last at Pitt 03-22-26	WALKS	0 - 5X Last vs. NC State 03-29-26
3 vs. NC State 03-27-26	STRIKEOUTS	0 - 8X Last vs. NC State 03-29-26
1 - 2X Last at Clemson 03-13-26	STOLEN BASES	0 - 17X Last vs. NC State 03-29-26
14 vs. NC State 03-27-26	PUTOUTS	0 - 3X Last vs. West Georgia 03-10-26
2 vs. NC State 03-28-26	ASSISTS	0 - 15X Last vs. NC State 03-29-26
0 - 19X Last vs. NC State 03-29-26	ERRORS	0 - 19X Last vs. NC State 03-29-26

PLAYER GAME HIGHS
#34 ROGERS, Drew

HIGH	STAT	LOW
5 - 4X Last at Pitt 03-21-26	PLATE APPEARANCES	1 vs. Northwestern 02-27-26
5 vs. Northwestern 03-01-26	AT BATS	1 vs. Northwestern 02-27-26
3 vs. Northwestern 03-01-26	HITS	0 - 8X Last vs. NC State 03-29-26
3 vs. Northwestern 03-01-26	RUNS SCORED	0 - 8X Last vs. West Georgia 03-10-26
6 vs. Stony Brook 02-22-26	RBI's	0 - 10X Last vs. NC State 03-29-26
1 vs. Stony Brook 02-20-26	DOUBLES	0 - 17X Last vs. NC State 03-29-26
0 - 18X Last vs. NC State 03-29-26	TRIPLES	0 - 18X Last vs. NC State 03-29-26
2 vs. Northwestern 03-01-26	HOMERUNS	0 - 14X Last vs. NC State 03-29-26
9 vs. Northwestern 03-01-26	TOTAL BASES	0 - 8X Last vs. NC State 03-29-26
2 - 2X Last vs. Stony Brook 02-20-26	WALKS	0 - 15X Last vs. NC State 03-29-26
3 vs. NC State 03-29-26	STRIKEOUTS	0 - 5X Last vs. Virginia Tech 03-06-26
0 - 18X Last vs. NC State 03-29-26	STOLEN BASES	0 - 18X Last vs. NC State 03-29-26
15 vs. Stony Brook 02-20-26	PUTOUTS	0 - 3X Last vs. Georgia State 02-24-26
3 at Auburn 03-17-26	ASSISTS	0 - 11X Last vs. Virginia Tech 03-06-26
1 - 2X Last at Georgia St. 03-03-26	ERRORS	0 - 17X Last vs. NC State 03-29-26

#18 GAUDETTE, Caden

HIGH	STAT	LOW
3.1 vs. NC State 03-28-26	IP	0.1 - 2X Last vs. Georgia State 02-24-26
13 vs. NC State 03-28-26	BATTERS FACED	1 - 2X Last vs. Georgia State 02-24-26
2 vs. Stony Brook 02-20-26	RUNS ALLOWED	0 - 6X Last at Pitt 03-20-26
2 vs. Stony Brook 02-20-26	EARNED RUNS ALLOWED	0 - 6X Last at Pitt 03-20-26
2 at Auburn 03-17-26	HITS ALLOWED	0 - 5X Last at Pitt 03-20-26
3 - 3X Last vs. NC State 03-28-26	STRIKEOUTS	0 - 4X Last at Pitt 03-20-26
2 vs. NC State 03-28-26	WALKS ALLOWED	0 - 6X Last vs. Virginia Tech 03-07-26
0 - 11X Last vs. NC State 03-28-26	DOUBLES ALLOWED	0 - 11X Last vs. NC State 03-28-26
0 - 11X Last vs. NC State 03-28-26	TRIPLES ALLOWED	0 - 11X Last vs. NC State 03-28-26
1 - 3X Last vs. NC State 03-28-26	HOMERS ALLOWED	0 - 8X Last at Pitt 03-20-26
0 - 11X Last vs. NC State 03-28-26	WILD PITCHES	0 - 11X Last vs. NC State 03-28-26
1 - 2X Last at Clemson 03-13-26	HIT BATTERS	0 - 9X Last vs. NC State 03-28-26
6 vs. NC State 03-28-26	GROUNDOUTS	0 - 5X Last vs. Virginia Tech 03-08-26
3 vs. Northwestern 03-01-26	FLYOUTS	0 - 5X Last at Auburn 03-17-26

#19 COUPET, Nathanael

HIGH	STAT	LOW
3 - 2X Last vs. Northwestern 02-28-26	PLATE APPEARANCES	1 - 4X Last vs. NC State 03-29-26
3 vs. Northwestern 02-28-26	AT BATS	0 vs. NC State 03-29-26
2 vs. Northwestern 02-28-26	HITS	0 - 3X Last vs. NC State 03-29-26
2 - 2X Last vs. Northwestern 02-28-26	RUNS SCORED	0 - 4X Last vs. NC State 03-29-26
4 vs. Northwestern 02-28-26	RBI's	0 - 3X Last vs. Virginia Tech 03-06-26
0 - 8X Last vs. NC State 03-29-26	DOUBLES	0 - 8X Last vs. NC State 03-29-26
0 - 8X Last vs. NC State 03-29-26	TRIPLES	0 - 8X Last vs. NC State 03-29-26
1 vs. Northwestern 02-28-26	HOMERUNS	0 - 7X Last vs. NC State 03-29-26
5 vs. Northwestern 02-28-26	TOTAL BASES	0 - 3X Last vs. NC State 03-29-26
1 vs. NC State 03-29-26	WALKS	0 - 7X Last at Pitt 03-22-26
1 - 4X Last vs. Virginia Tech 03-06-26	STRIKEOUTS	0 - 4X Last vs. NC State 03-29-26
0 - 8X Last vs. NC State 03-29-26	STOLEN BASES	0 - 8X Last vs. NC State 03-29-26
6 vs. Bowling Green 02-14-26	PUTOUTS	0 - 6X Last vs. NC State 03-29-26
0 - 10X Last vs. NC State 03-29-26	ASSISTS	0 - 10X Last vs. NC State 03-29-26
0 - 10X Last vs. NC State 03-29-26	ERRORS	0 - 10X Last vs. NC State 03-29-26

PLAYER GAME HIGHS
#9 LEWIS, Coleman

HIGH	STAT	LOW
4 - 2X Last vs. Northwestern 03-01-26	PLATE APPEARANCES	1 - 2X Last vs. West Georgia 03-10-26
3 - 4X Last vs. Northwestern 03-01-26	AT BATS	0 vs. West Georgia 03-10-26
2 vs. Bowling Green 02-14-26	HITS	0 - 4X Last vs. West Georgia 03-10-26
1 - 5X Last vs. West Georgia 03-10-26	RUNS SCORED	0 - 3X Last vs. Virginia Tech 03-06-26
2 vs. Stony Brook 02-22-26	RBIs	0 - 6X Last vs. West Georgia 03-10-26
0 - 8X Last vs. West Georgia 03-10-26	DOUBLES	0 - 8X Last vs. West Georgia 03-10-26
0 - 8X Last vs. West Georgia 03-10-26	TRIPLES	0 - 8X Last vs. West Georgia 03-10-26
0 - 8X Last vs. West Georgia 03-10-26	HOMERUNS	0 - 8X Last vs. West Georgia 03-10-26
2 vs. Bowling Green 02-14-26	TOTAL BASES	0 - 4X Last vs. West Georgia 03-10-26
1 - 4X Last vs. West Georgia 03-10-26	WALKS	0 - 4X Last vs. Virginia Tech 03-06-26
2 vs. Stony Brook 02-22-26	STRIKEOUTS	0 - 4X Last vs. West Georgia 03-10-26
0 - 8X Last vs. West Georgia 03-10-26	STOLEN BASES	0 - 8X Last vs. West Georgia 03-10-26
1 vs. Bowling Green 02-14-26	PUTOUTS	0 - 8X Last vs. West Georgia 03-10-26
0 - 9X Last vs. West Georgia 03-10-26	ASSISTS	0 - 9X Last vs. West Georgia 03-10-26
0 - 9X Last vs. West Georgia 03-10-26	ERRORS	0 - 9X Last vs. West Georgia 03-10-26

#32 BARFIELD, Brett

HIGH	STAT	LOW
1.2 vs. Stony Brook 02-20-26	IP	0.1 - 2X Last at Auburn 03-17-26
8 vs. Stony Brook 02-20-26	BATTERS FACED	1 at Clemson 03-14-26
1 - 2X Last at Auburn 03-17-26	RUNS ALLOWED	0 - 7X Last vs. NC State 03-28-26
1 - 2X Last at Auburn 03-17-26	EARNED RUNS ALLOWED	0 - 7X Last vs. NC State 03-28-26
3 vs. Northwestern 03-01-26	HITS ALLOWED	0 - 6X Last vs. NC State 03-28-26
2 at Georgia Southern 02-17-26	STRIKEOUTS	0 - 3X Last at Pitt 03-21-26
2 at Pitt 03-22-26	WALKS ALLOWED	0 - 6X Last vs. NC State 03-28-26
1 vs. Virginia Tech 03-07-26	DOUBLES ALLOWED	0 - 8X Last vs. NC State 03-28-26
0 - 9X Last vs. NC State 03-28-26	TRIPLES ALLOWED	0 - 9X Last vs. NC State 03-28-26
0 - 9X Last vs. NC State 03-28-26	HOMERS ALLOWED	0 - 9X Last vs. NC State 03-28-26
0 - 9X Last vs. NC State 03-28-26	WILD PITCHES	0 - 9X Last vs. NC State 03-28-26
1 vs. Stony Brook 02-20-26	HIT BATTERS	0 - 8X Last vs. NC State 03-28-26
2 vs. NC State 03-28-26	GROUNDOUTS	0 - 5X Last at Pitt 03-21-26
3 vs. Stony Brook 02-20-26	FLYOUTS	0 - 3X Last vs. NC State 03-28-26

#31 SHADEK, Justin

HIGH	STAT	LOW
4 vs. Northwestern 03-01-26	IP	0.2 at Pitt 03-22-26
17 vs. Northwestern 03-01-26	BATTERS FACED	2 at Pitt 03-22-26
3 - 2X Last at Clemson 03-14-26	RUNS ALLOWED	0 - 4X Last vs. NC State 03-29-26
1 - 4X Last at Clemson 03-14-26	EARNED RUNS ALLOWED	0 - 4X Last vs. NC State 03-29-26
3 - 2X Last at Clemson 03-14-26	HITS ALLOWED	0 - 3X Last vs. NC State 03-29-26
7 vs. Northwestern 03-01-26	STRIKEOUTS	0 - 2X Last at Auburn 03-17-26
2 - 3X Last vs. NC State 03-29-26	WALKS ALLOWED	0 - 2X Last at Pitt 03-22-26
2 vs. Northwestern 03-01-26	DOUBLES ALLOWED	0 - 5X Last vs. NC State 03-29-26
0 - 8X Last vs. NC State 03-29-26	TRIPLES ALLOWED	0 - 8X Last vs. NC State 03-29-26
0 - 8X Last vs. NC State 03-29-26	HOMERS ALLOWED	0 - 8X Last vs. NC State 03-29-26
1 vs. Stony Brook 02-20-26	WILD PITCHES	0 - 7X Last vs. NC State 03-29-26
1 vs. Virginia Tech 03-08-26	HIT BATTERS	0 - 7X Last vs. NC State 03-29-26
2 - 2X Last vs. Northwestern 03-01-26	GROUNDOUTS	0 - 2X Last vs. NC State 03-29-26
2 - 3X Last at Auburn 03-17-26	FLYOUTS	0 - 4X Last vs. NC State 03-29-26

PLAYER GAME HIGHS
#37 LOY, Dylan

HIGH	STAT	LOW
5.2 vs. Stony Brook 02-21-26	IP	1 at Pitt 03-21-26
22 - 2X Last vs. Virginia Tech 03-07-26	BATTERS FACED	6 vs. Bowling Green 02-13-26
5 - 2X Last at Pitt 03-21-26	RUNS ALLOWED	0 - 4X Last vs. NC State 03-28-26
5 at Pitt 03-21-26	EARNED RUNS ALLOWED	0 - 4X Last vs. NC State 03-28-26
9 vs. Northwestern 02-28-26	HITS ALLOWED	0 vs. Stony Brook 02-21-26
6 - 2X Last vs. Stony Brook 02-21-26	STRIKEOUTS	1 - 2X Last at Pitt 03-21-26
1 - 5X Last at Pitt 03-21-26	WALKS ALLOWED	0 - 3X Last vs. NC State 03-28-26
1 vs. Northwestern 02-28-26	DOUBLES ALLOWED	0 - 7X Last vs. NC State 03-28-26
0 - 8X Last vs. NC State 03-28-26	TRIPLES ALLOWED	0 - 8X Last vs. NC State 03-28-26
2 - 2X Last at Pitt 03-21-26	HOMERS ALLOWED	0 - 4X Last vs. NC State 03-28-26
1 vs. Virginia Tech 03-07-26	WILD PITCHES	0 - 7X Last vs. NC State 03-28-26
2 at Clemson 03-13-26	HIT BATTERS	0 - 6X Last at Pitt 03-21-26
6 vs. Virginia Tech 03-07-26	GROUNDOUTS	0 at Georgia Southern 02-17-26
5 - 2X Last at Clemson 03-13-26	FLYOUTS	0 - 3X Last at Pitt 03-21-26

#49 CAMPBELL, Kayden

HIGH	STAT	LOW
2 vs. Virginia Tech 03-08-26	IP	0 vs. Georgia State 02-24-26
6 - 2X Last vs. Virginia Tech 03-08-26	BATTERS FACED	2 - 2X Last at Auburn 03-17-26
3 vs. Georgia State 02-24-26	RUNS ALLOWED	0 - 6X Last at Auburn 03-17-26
3 vs. Georgia State 02-24-26	EARNED RUNS ALLOWED	0 - 6X Last at Auburn 03-17-26
2 - 2X Last vs. Georgia State 02-24-26	HITS ALLOWED	0 - 5X Last at Auburn 03-17-26
4 vs. Virginia Tech 03-08-26	STRIKEOUTS	0 - 4X Last at Auburn 03-17-26
2 at Clemson 03-14-26	WALKS ALLOWED	0 - 4X Last vs. Virginia Tech 03-08-26
2 vs. Stony Brook 02-20-26	DOUBLES ALLOWED	0 - 6X Last at Auburn 03-17-26
0 - 8X Last at Auburn 03-17-26	TRIPLES ALLOWED	0 - 8X Last at Auburn 03-17-26
0 - 8X Last at Auburn 03-17-26	HOMERS ALLOWED	0 - 8X Last at Auburn 03-17-26
0 - 8X Last at Auburn 03-17-26	WILD PITCHES	0 - 8X Last at Auburn 03-17-26
1 vs. Georgia State 02-24-26	HIT BATTERS	0 - 7X Last at Auburn 03-17-26
2 vs. Virginia Tech 03-06-26	GROUNDOUTS	0 - 3X Last vs. Virginia Tech 03-08-26
2 vs. Stony Brook 02-20-26	FLYOUTS	0 - 4X Last at Auburn 03-17-26

#14 BROWN, Cade

HIGH	STAT	LOW
4 vs. Bowling Green 02-14-26	PLATE APPEARANCES	1 - 2X Last vs. West Georgia 03-10-26
3 vs. Stony Brook 02-22-26	AT BATS	1 - 3X Last vs. West Georgia 03-10-26
1 - 3X Last vs. West Georgia 03-10-26	HITS	0 - 2X Last vs. Stony Brook 02-22-26
1 - 3X Last vs. Virginia Tech 03-06-26	RUNS SCORED	0 - 2X Last vs. West Georgia 03-10-26
1 vs. Bowling Green 02-14-26	RBIs	0 - 4X Last vs. West Georgia 03-10-26
0 - 5X Last vs. West Georgia 03-10-26	DOUBLES	0 - 5X Last vs. West Georgia 03-10-26
0 - 5X Last vs. West Georgia 03-10-26	TRIPLES	0 - 5X Last vs. West Georgia 03-10-26
0 - 5X Last vs. West Georgia 03-10-26	HOMERUNS	0 - 5X Last vs. West Georgia 03-10-26
1 - 3X Last vs. West Georgia 03-10-26	TOTAL BASES	0 - 2X Last vs. Stony Brook 02-22-26
2 vs. Bowling Green 02-14-26	WALKS	0 - 4X Last vs. West Georgia 03-10-26
2 at Georgia Southern 02-17-26	STRIKEOUTS	0 - 3X Last vs. West Georgia 03-10-26
0 - 5X Last vs. West Georgia 03-10-26	STOLEN BASES	0 - 5X Last vs. West Georgia 03-10-26
4 vs. Stony Brook 02-22-26	PUTOUTS	0 - 3X Last vs. West Georgia 03-10-26
1 vs. Stony Brook 02-22-26	ASSISTS	0 - 6X Last vs. West Georgia 03-10-26
2 vs. Stony Brook 02-22-26	ERRORS	0 - 6X Last vs. West Georgia 03-10-26

PLAYER GAME HIGHS
#20 SPIVEY, Caden

HIGH	STAT	LOW
2.1 vs. Virginia Tech 03-08-26	IP	0.1 at Clemson 03-14-26
12 vs. Virginia Tech 03-08-26	BATTERS FACED	3 - 2X Last at Clemson 03-14-26
3 vs. Virginia Tech 03-08-26	RUNS ALLOWED	0 - 3X Last at Georgia St. 03-03-26
3 vs. Virginia Tech 03-08-26	EARNED RUNS ALLOWED	0 - 3X Last at Georgia St. 03-03-26
5 vs. Virginia Tech 03-08-26	HITS ALLOWED	0 - 2X Last vs. Northwestern 03-01-26
3 - 2X Last vs. Virginia Tech 03-08-26	STRIKEOUTS	0 at Clemson 03-14-26
4 vs. Stony Brook 02-20-26	WALKS ALLOWED	0 - 2X Last vs. Georgia State 02-24-26
2 vs. Virginia Tech 03-08-26	DOUBLES ALLOWED	0 - 5X Last at Clemson 03-14-26
0 - 7X Last at Clemson 03-14-26	TRIPLES ALLOWED	0 - 7X Last at Clemson 03-14-26
1 vs. Georgia State 02-24-26	HOMERS ALLOWED	0 - 6X Last at Clemson 03-14-26
0 - 7X Last at Clemson 03-14-26	WILD PITCHES	0 - 7X Last at Clemson 03-14-26
0 - 7X Last at Clemson 03-14-26	HIT BATTERS	0 - 7X Last at Clemson 03-14-26
2 vs. Virginia Tech 03-08-26	GROUNDOUTS	0 - 3X Last at Clemson 03-14-26
3 at Georgia St. 03-03-26	FLYOUTS	0 - 3X Last at Clemson 03-14-26

#21 BALLARD, Carson

HIGH	STAT	LOW
3 vs. Virginia Tech 03-06-26	IP	1 - 3X Last at Clemson 03-13-26
12 - 2X Last at Pitt 03-21-26	BATTERS FACED	3 vs. Stony Brook 02-21-26
4 at Pitt 03-21-26	RUNS ALLOWED	0 - 5X Last at Auburn 03-17-26
4 at Pitt 03-21-26	EARNED RUNS ALLOWED	0 - 5X Last at Auburn 03-17-26
3 at Pitt 03-21-26	HITS ALLOWED	0 - 2X Last at Auburn 03-17-26
5 vs. Virginia Tech 03-06-26	STRIKEOUTS	0 - 3X Last at Clemson 03-13-26
2 at Pitt 03-21-26	WALKS ALLOWED	0 - 3X Last at Clemson 03-13-26
1 - 3X Last vs. Virginia Tech 03-06-26	DOUBLES ALLOWED	0 - 4X Last at Pitt 03-21-26
0 - 7X Last at Pitt 03-21-26	TRIPLES ALLOWED	0 - 7X Last at Pitt 03-21-26
1 at Pitt 03-21-26	HOMERS ALLOWED	0 - 6X Last at Auburn 03-17-26
1 vs. Georgia State 02-24-26	WILD PITCHES	0 - 6X Last at Pitt 03-21-26
1 - 2X Last at Pitt 03-21-26	HIT BATTERS	0 - 5X Last at Auburn 03-17-26
3 at Pitt 03-21-26	GROUNDOUTS	0 - 2X Last at Auburn 03-17-26
3 vs. Georgia State 02-24-26	FLYOUTS	0 at Georgia Southern 02-17-26

#22 MCKEE, Tate

HIGH	STAT	LOW
7.1 vs. NC State 03-27-26	IP	3 vs. Virginia Tech 03-06-26
29 vs. NC State 03-27-26	BATTERS FACED	15 vs. Virginia Tech 03-06-26
6 at Pitt 03-20-26	RUNS ALLOWED	0 at Clemson 03-12-26
6 at Pitt 03-20-26	EARNED RUNS ALLOWED	0 at Clemson 03-12-26
6 - 2X Last at Pitt 03-20-26	HITS ALLOWED	1 at Clemson 03-12-26
7 at Clemson 03-12-26	STRIKEOUTS	3 - 3X Last vs. NC State 03-27-26
5 - 2X Last at Pitt 03-20-26	WALKS ALLOWED	1 vs. Bowling Green 02-13-26
2 vs. Northwestern 02-27-26	DOUBLES ALLOWED	0 - 5X Last vs. NC State 03-27-26
0 - 7X Last vs. NC State 03-27-26	TRIPLES ALLOWED	0 - 7X Last vs. NC State 03-27-26
3 at Pitt 03-20-26	HOMERS ALLOWED	0 - 4X Last vs. NC State 03-27-26
2 vs. Stony Brook 02-20-26	WILD PITCHES	0 - 3X Last at Clemson 03-12-26
1 - 3X Last at Clemson 03-12-26	HIT BATTERS	0 - 4X Last vs. NC State 03-27-26
13 vs. NC State 03-27-26	GROUNDOUTS	2 - 3X Last at Pitt 03-20-26
5 vs. NC State 03-27-26	FLYOUTS	3 - 4X Last at Pitt 03-20-26

#35 LANKIE, Jake

HIGH	STAT	LOW
3 vs. Northwestern 02-28-26	IP	0.1 vs. Virginia Tech 03-08-26
12 - 2X Last at Auburn 03-17-26	BATTERS FACED	3 vs. Virginia Tech 03-08-26
4 at Pitt 03-22-26	RUNS ALLOWED	0 - 4X Last at Clemson 03-12-26
4 at Pitt 03-22-26	EARNED RUNS ALLOWED	0 - 5X Last at Clemson 03-12-26
4 at Pitt 03-22-26	HITS ALLOWED	1 - 3X Last at Clemson 03-12-26
5 vs. Stony Brook 02-20-26	STRIKEOUTS	0 - 2X Last at Clemson 03-12-26
1 - 2X Last at Auburn 03-17-26	WALKS ALLOWED	0 - 5X Last at Pitt 03-22-26
1 - 3X Last at Pitt 03-22-26	DOUBLES ALLOWED	0 - 4X Last at Clemson 03-12-26
0 - 7X Last at Pitt 03-22-26	TRIPLES ALLOWED	0 - 7X Last at Pitt 03-22-26
1 at Pitt 03-22-26	HOMERS ALLOWED	0 - 6X Last at Auburn 03-17-26
0 - 7X Last at Pitt 03-22-26	WILD PITCHES	0 - 7X Last at Pitt 03-22-26
1 at Clemson 03-12-26	HIT BATTERS	0 - 6X Last at Pitt 03-22-26
3 - 2X Last at Auburn 03-17-26	GROUNDOUTS	0 - 3X Last at Pitt 03-22-26
2 - 3X Last at Auburn 03-17-26	FLYOUTS	0 - 3X Last at Clemson 03-12-26

PLAYER GAME HIGHS

#99 BUURSEMA, Porter

HIGH	STAT	LOW
3 at Pitt 03-21-26	IP	0 vs. Virginia Tech 03-08-26
14 vs. NC State 03-28-26	BATTERS FACED	2 vs. Virginia Tech 03-08-26
3 vs. NC State 03-28-26	RUNS ALLOWED	0 - 4X Last vs. West Georgia 03-10-26
3 vs. NC State 03-28-26	EARNED RUNS ALLOWED	0 - 4X Last vs. West Georgia 03-10-26
5 vs. NC State 03-28-26	HITS ALLOWED	0 - 4X Last at Pitt 03-21-26
3 - 3X Last at Pitt 03-21-26	STRIKEOUTS	0 vs. Virginia Tech 03-08-26
4 vs. NC State 03-28-26	WALKS ALLOWED	1 - 3X Last vs. Virginia Tech 03-08-26
1 - 2X Last vs. NC State 03-28-26	DOUBLES ALLOWED	0 - 5X Last at Pitt 03-21-26
0 - 7X Last vs. NC State 03-28-26	TRIPLES ALLOWED	0 - 7X Last vs. NC State 03-28-26
0 - 7X Last vs. NC State 03-28-26	HOMERS ALLOWED	0 - 7X Last vs. NC State 03-28-26
1 vs. Stony Brook 02-22-26	WILD PITCHES	0 - 6X Last vs. NC State 03-28-26
0 - 7X Last vs. NC State 03-28-26	HIT BATTERS	0 - 7X Last vs. NC State 03-28-26
3 at Pitt 03-21-26	GROUNDOUTS	0 - 2X Last vs. Virginia Tech 03-08-26
2 - 3X Last vs. NC State 03-28-26	FLYOUTS	0 - 4X Last vs. West Georgia 03-10-26

#16 WILLCOX, Charlie

HIGH	STAT	LOW
2 - 3X Last vs. West Georgia 03-10-26	IP	1 - 2X Last at Pitt 03-21-26
12 - 2X Last vs. Stony Brook 02-22-26	BATTERS FACED	5 at Clemson 03-14-26
4 at Pitt 03-21-26	RUNS ALLOWED	0 - 2X Last at Clemson 03-14-26
4 at Pitt 03-21-26	EARNED RUNS ALLOWED	0 - 2X Last at Clemson 03-14-26
5 vs. Bowling Green 02-13-26	HITS ALLOWED	0 vs. West Georgia 03-10-26
3 vs. West Georgia 03-10-26	STRIKEOUTS	0 at Georgia St. 03-03-26
2 - 2X Last at Pitt 03-21-26	WALKS ALLOWED	0 - 3X Last at Clemson 03-14-26
1 - 3X Last at Pitt 03-21-26	DOUBLES ALLOWED	0 - 3X Last vs. West Georgia 03-10-26
0 - 6X Last at Pitt 03-21-26	TRIPLES ALLOWED	0 - 6X Last at Pitt 03-21-26
1 at Pitt 03-21-26	HOMERS ALLOWED	0 - 5X Last at Clemson 03-14-26
1 at Georgia St. 03-03-26	WILD PITCHES	0 - 5X Last at Pitt 03-21-26
2 vs. Stony Brook 02-22-26	HIT BATTERS	0 - 5X Last at Pitt 03-21-26
4 - 2X Last at Georgia St. 03-03-26	GROUNDOUTS	0 at Pitt 03-21-26
2 at Georgia St. 03-03-26	FLYOUTS	0 at Clemson 03-14-26

#24 BLAKELY, Jackson

HIGH	STAT	LOW
7 vs. NC State 03-29-26	IP	2 vs. Virginia Tech 03-07-26
25 vs. NC State 03-29-26	BATTERS FACED	10 vs. Virginia Tech 03-07-26
6 at Clemson 03-14-26	RUNS ALLOWED	0 - 5X Last vs. NC State 03-29-26
6 at Clemson 03-14-26	EARNED RUNS ALLOWED	0 - 5X Last vs. NC State 03-29-26
7 at Clemson 03-14-26	HITS ALLOWED	2 - 2X Last at Pitt 03-22-26
9 vs. Georgia State 02-24-26	STRIKEOUTS	2 vs. Virginia Tech 03-07-26
2 - 2X Last at Pitt 03-22-26	WALKS ALLOWED	0 - 2X Last vs. Virginia Tech 03-07-26
3 at Clemson 03-14-26	DOUBLES ALLOWED	0 - 4X Last vs. NC State 03-29-26
0 - 6X Last vs. NC State 03-29-26	TRIPLES ALLOWED	0 - 6X Last vs. NC State 03-29-26
1 at Clemson 03-14-26	HOMERS ALLOWED	0 - 5X Last vs. NC State 03-29-26
1 - 2X Last at Clemson 03-14-26	WILD PITCHES	0 - 4X Last vs. NC State 03-29-26
3 at Clemson 03-14-26	HIT BATTERS	0 - 2X Last vs. NC State 03-29-26
7 vs. NC State 03-29-26	GROUNDOUTS	2 - 3X Last at Pitt 03-22-26
10 vs. NC State 03-29-26	FLYOUTS	0 vs. Georgia State 02-24-26

#26 VICENS, James

HIGH	STAT	LOW
1 - 3X Last vs. Virginia Tech 03-07-26	IP	0 at Clemson 03-14-26
6 - 2X Last vs. Georgia State 02-24-26	BATTERS FACED	1 - 2X Last at Pitt 03-21-26
3 vs. Georgia State 02-24-26	RUNS ALLOWED	0 - 3X Last at Pitt 03-21-26
3 vs. Georgia State 02-24-26	EARNED RUNS ALLOWED	0 - 4X Last at Pitt 03-21-26
3 vs. Georgia State 02-24-26	HITS ALLOWED	0 - 5X Last at Pitt 03-21-26
2 - 3X Last vs. Virginia Tech 03-07-26	STRIKEOUTS	0 at Clemson 03-14-26
2 - 2X Last vs. Virginia Tech 03-07-26	WALKS ALLOWED	0 - 2X Last at Pitt 03-21-26
0 - 6X Last at Pitt 03-21-26	DOUBLES ALLOWED	0 - 6X Last at Pitt 03-21-26
0 - 6X Last at Pitt 03-21-26	TRIPLES ALLOWED	0 - 6X Last at Pitt 03-21-26
0 - 6X Last at Pitt 03-21-26	HOMERS ALLOWED	0 - 6X Last at Pitt 03-21-26
1 vs. Virginia Tech 03-07-26	WILD PITCHES	0 - 5X Last at Pitt 03-21-26
0 - 6X Last at Pitt 03-21-26	HIT BATTERS	0 - 6X Last at Pitt 03-21-26
1 vs. Virginia Tech 03-07-26	GROUNDOUTS	0 - 5X Last at Pitt 03-21-26
1 - 2X Last vs. Stony Brook 02-20-26	FLYOUTS	0 - 4X Last at Pitt 03-21-26

PLAYER GAME HIGHS
#43 ANGELAKOS, Dimitri

HIGH	STAT	LOW
5 at Georgia St. 03-03-26	IP	1 vs. Stony Brook 02-20-26
17 at Georgia St. 03-03-26	BATTERS FACED	4 vs. Stony Brook 02-20-26
4 at Auburn 03-17-26	RUNS ALLOWED	0 - 4X Last vs. West Georgia 03-10-26
4 at Auburn 03-17-26	EARNED RUNS ALLOWED	0 - 4X Last vs. West Georgia 03-10-26
5 at Auburn 03-17-26	HITS ALLOWED	1 - 2X Last vs. Georgia State 02-24-26
5 at Georgia St. 03-03-26	STRIKEOUTS	0 - 2X Last vs. Georgia State 02-24-26
1 at Auburn 03-17-26	WALKS ALLOWED	0 - 5X Last vs. West Georgia 03-10-26
2 at Auburn 03-17-26	DOUBLES ALLOWED	0 - 4X Last vs. West Georgia 03-10-26
0 - 6X Last at Auburn 03-17-26	TRIPLES ALLOWED	0 - 6X Last at Auburn 03-17-26
2 at Auburn 03-17-26	HOMERS ALLOWED	0 - 5X Last vs. West Georgia 03-10-26
0 - 6X Last at Auburn 03-17-26	WILD PITCHES	0 - 6X Last at Auburn 03-17-26
1 - 2X Last vs. West Georgia 03-10-26	HIT BATTERS	0 - 4X Last at Auburn 03-17-26
4 - 2X Last at Georgia St. 03-03-26	GROUNDOUTS	0 - 2X Last at Auburn 03-17-26
6 at Georgia St. 03-03-26	FLYOUTS	1 vs. Georgia State 02-24-26

#55 MCKELVEY, Adam

HIGH	STAT	LOW
1.1 vs. Stony Brook 02-20-26	IP	0 at Clemson 03-14-26
9 at Pitt 03-20-26	BATTERS FACED	1 at Clemson 03-14-26
3 at Pitt 03-20-26	RUNS ALLOWED	0 - 4X Last vs. West Georgia 03-10-26
3 at Pitt 03-20-26	EARNED RUNS ALLOWED	0 - 4X Last vs. West Georgia 03-10-26
2 at Pitt 03-20-26	HITS ALLOWED	0 - 4X Last at Clemson 03-14-26
3 vs. Bowling Green 02-14-26	STRIKEOUTS	0 at Clemson 03-14-26
3 at Pitt 03-20-26	WALKS ALLOWED	0 - 3X Last vs. West Georgia 03-10-26
1 vs. Bowling Green 02-14-26	DOUBLES ALLOWED	0 - 5X Last at Pitt 03-20-26
0 - 6X Last at Pitt 03-20-26	TRIPLES ALLOWED	0 - 6X Last at Pitt 03-20-26
1 at Pitt 03-20-26	HOMERS ALLOWED	0 - 5X Last at Clemson 03-14-26
0 - 6X Last at Pitt 03-20-26	WILD PITCHES	0 - 6X Last at Pitt 03-20-26
1 at Pitt 03-20-26	HIT BATTERS	0 - 5X Last at Clemson 03-14-26
0 - 6X Last at Pitt 03-20-26	GROUNDOUTS	0 - 6X Last at Pitt 03-20-26
2 vs. Stony Brook 02-20-26	FLYOUTS	0 - 2X Last at Clemson 03-14-26

#0 DEE, Michael

HIGH	STAT	LOW
2 - 2X Last vs. Stony Brook 02-22-26	PLATE APPEARANCES	1 at Georgia Southern 02-17-26
2 vs. Bowling Green 02-14-26	AT BATS	1 - 2X Last vs. Stony Brook 02-22-26
1 - 2X Last vs. Stony Brook 02-22-26	HITS	0 at Georgia Southern 02-17-26
1 - 3X Last vs. Stony Brook 02-22-26	RUNS SCORED	1 - 3X Last vs. Stony Brook 02-22-26
1 vs. Stony Brook 02-22-26	RBI's	0 - 2X Last at Georgia Southern 02-17-26
0 - 3X Last vs. Stony Brook 02-22-26	DOUBLES	0 - 3X Last vs. Stony Brook 02-22-26
0 - 3X Last vs. Stony Brook 02-22-26	TRIPLES	0 - 3X Last vs. Stony Brook 02-22-26
0 - 3X Last vs. Stony Brook 02-22-26	HOMERUNS	0 - 3X Last vs. Stony Brook 02-22-26
1 - 2X Last vs. Stony Brook 02-22-26	TOTAL BASES	0 at Georgia Southern 02-17-26
1 vs. Stony Brook 02-22-26	WALKS	0 - 2X Last at Georgia Southern 02-17-26
1 - 2X Last at Georgia Southern 02-17-26	STRIKEOUTS	0 vs. Stony Brook 02-22-26
0 - 3X Last vs. Stony Brook 02-22-26	STOLEN BASES	0 - 3X Last vs. Stony Brook 02-22-26
2 vs. Stony Brook 02-20-26	PUTOUTS	0 - 4X Last at Georgia St. 03-03-26
2 vs. Stony Brook 02-22-26	ASSISTS	0 - 4X Last at Georgia St. 03-03-26
0 - 5X Last at Georgia St. 03-03-26	ERRORS	0 - 5X Last at Georgia St. 03-03-26

PLAYER GAME HIGHS
#15 UNDERWOOD, Cooper

HIGH	STAT	LOW
4 vs. Stony Brook 02-22-26	IP	0 at Clemson 03-14-26
16 vs. Bowling Green 02-14-26	BATTERS FACED	1 at Clemson 03-14-26
4 vs. Northwestern 03-01-26	RUNS ALLOWED	0 - 2X Last at Clemson 03-14-26
4 vs. Northwestern 03-01-26	EARNED RUNS ALLOWED	0 - 2X Last at Clemson 03-14-26
4 vs. Bowling Green 02-14-26	HITS ALLOWED	0 vs. Stony Brook 02-22-26
4 - 2X Last vs. Stony Brook 02-22-26	STRIKEOUTS	0 - 2X Last at Clemson 03-14-26
3 vs. Virginia Tech 03-08-26	WALKS ALLOWED	0 - 2X Last at Clemson 03-14-26
1 - 2X Last at Clemson 03-14-26	DOUBLES ALLOWED	0 - 3X Last vs. Virginia Tech 03-08-26
0 - 5X Last at Clemson 03-14-26	TRIPLES ALLOWED	0 - 5X Last at Clemson 03-14-26
0 - 5X Last at Clemson 03-14-26	HOMERS ALLOWED	0 - 5X Last at Clemson 03-14-26
0 - 5X Last at Clemson 03-14-26	WILD PITCHES	0 - 5X Last at Clemson 03-14-26
2 vs. Northwestern 03-01-26	HIT BATTERS	0 - 3X Last at Clemson 03-14-26
5 vs. Stony Brook 02-22-26	GROUNDOUTS	0 - 2X Last at Clemson 03-14-26
5 vs. Virginia Tech 03-08-26	FLYOUTS	0 - 2X Last at Clemson 03-14-26

#29 PATEL, Mason

HIGH	STAT	LOW
5 vs. Bowling Green 02-14-26	IP	1.2 - 2X Last vs. NC State 03-27-26
21 vs. Bowling Green 02-14-26	BATTERS FACED	6 - 2X Last vs. NC State 03-27-26
5 vs. Stony Brook 02-21-26	RUNS ALLOWED	0 - 3X Last vs. NC State 03-27-26
5 vs. Stony Brook 02-21-26	EARNED RUNS ALLOWED	0 - 3X Last vs. NC State 03-27-26
8 vs. Stony Brook 02-21-26	HITS ALLOWED	0 at Pitt 03-20-26
7 vs. Bowling Green 02-14-26	STRIKEOUTS	1 - 2X Last at Clemson 03-13-26
2 vs. Bowling Green 02-14-26	WALKS ALLOWED	0 vs. NC State 03-27-26
3 vs. Stony Brook 02-21-26	DOUBLES ALLOWED	0 - 3X Last vs. NC State 03-27-26
0 - 5X Last vs. NC State 03-27-26	TRIPLES ALLOWED	0 - 5X Last vs. NC State 03-27-26
0 - 5X Last vs. NC State 03-27-26	HOMERS ALLOWED	0 - 5X Last vs. NC State 03-27-26
0 - 5X Last vs. NC State 03-27-26	WILD PITCHES	0 - 5X Last vs. NC State 03-27-26
0 - 5X Last vs. NC State 03-27-26	HIT BATTERS	0 - 5X Last vs. NC State 03-27-26
3 at Clemson 03-13-26	GROUNDOUTS	1 - 3X Last vs. NC State 03-27-26
5 - 2X Last vs. Stony Brook 02-21-26	FLYOUTS	0 at Clemson 03-13-26

#5 STEPHENSON, Dominic

HIGH	STAT	LOW
2 - 2X Last vs. Stony Brook 02-22-26	PLATE APPEARANCES	1 - 2X Last vs. Virginia Tech 03-06-26
2 vs. Stony Brook 02-22-26	AT BATS	0 vs. Virginia Tech 03-06-26
2 vs. Stony Brook 02-22-26	HITS	0 - 3X Last vs. Virginia Tech 03-06-26
1 - 2X Last vs. Stony Brook 02-22-26	RUNS SCORED	0 - 2X Last vs. Virginia Tech 03-06-26
3 vs. Stony Brook 02-22-26	RBI's	0 - 3X Last vs. Virginia Tech 03-06-26
0 - 4X Last vs. Virginia Tech 03-06-26	DOUBLES	0 - 4X Last vs. Virginia Tech 03-06-26
1 vs. Stony Brook 02-22-26	TRIPLES	0 - 3X Last vs. Virginia Tech 03-06-26
0 - 4X Last vs. Virginia Tech 03-06-26	HOMERUNS	0 - 4X Last vs. Virginia Tech 03-06-26
4 vs. Stony Brook 02-22-26	TOTAL BASES	0 - 3X Last vs. Virginia Tech 03-06-26
1 vs. Virginia Tech 03-06-26	WALKS	0 - 3X Last vs. Stony Brook 02-22-26
1 - 2X Last at Georgia Southern 02-17-26	STRIKEOUTS	0 - 2X Last vs. Virginia Tech 03-06-26
0 - 4X Last vs. Virginia Tech 03-06-26	STOLEN BASES	0 - 4X Last vs. Virginia Tech 03-06-26
3 - 2X Last at Georgia Southern 02-17-26	PUTOUTS	0 vs. Virginia Tech 03-06-26
0 - 4X Last vs. Virginia Tech 03-06-26	ASSISTS	0 - 4X Last vs. Virginia Tech 03-06-26
0 - 4X Last vs. Virginia Tech 03-06-26	ERRORS	0 - 4X Last vs. Virginia Tech 03-06-26

PLAYER GAME HIGHS
#39 NEISES, Tyler

HIGH	STAT	LOW
3 vs. Bowling Green 02-14-26	PLATE APPEARANCES	1 at Georgia Southern 02-17-26
2 vs. Bowling Green 02-14-26	AT BATS	1 at Georgia Southern 02-17-26
1 - 2X Last at Georgia Southern 02-17-26	HITS	1 - 2X Last at Georgia Southern 02-17-26
2 vs. Bowling Green 02-14-26	RUNS SCORED	0 at Georgia Southern 02-17-26
0 - 2X Last at Georgia Southern 02-17-26	RBI's	0 - 2X Last at Georgia Southern 02-17-26
0 - 2X Last at Georgia Southern 02-17-26	DOUBLES	0 - 2X Last at Georgia Southern 02-17-26
0 - 2X Last at Georgia Southern 02-17-26	TRIPLES	0 - 2X Last at Georgia Southern 02-17-26
0 - 2X Last at Georgia Southern 02-17-26	HOMERUNS	0 - 2X Last at Georgia Southern 02-17-26
1 - 2X Last at Georgia Southern 02-17-26	TOTAL BASES	1 - 2X Last at Georgia Southern 02-17-26
1 vs. Bowling Green 02-14-26	WALKS	0 at Georgia Southern 02-17-26
1 vs. Bowling Green 02-14-26	STRIKEOUTS	0 at Georgia Southern 02-17-26
0 - 2X Last at Georgia Southern 02-17-26	STOLEN BASES	0 - 2X Last at Georgia Southern 02-17-26
2 at Georgia Southern 02-17-26	PUTOUTS	0 - 2X Last vs. Virginia Tech 03-06-26
0 - 3X Last vs. Virginia Tech 03-06-26	ASSISTS	0 - 3X Last vs. Virginia Tech 03-06-26
0 - 3X Last vs. Virginia Tech 03-06-26	ERRORS	0 - 3X Last vs. Virginia Tech 03-06-26

#41 HARTWELL, Judson

HIGH	STAT	LOW
2 - 2X Last vs. Stony Brook 02-22-26	PLATE APPEARANCES	1 at Georgia Southern 02-17-26
2 vs. Stony Brook 02-22-26	AT BATS	1 - 2X Last at Georgia Southern 02-17-26
1 - 2X Last at Georgia Southern 02-17-26	HITS	0 vs. Stony Brook 02-22-26
2 vs. Bowling Green 02-14-26	RUNS SCORED	0 - 2X Last vs. Stony Brook 02-22-26
1 at Georgia Southern 02-17-26	RBI's	0 - 2X Last vs. Stony Brook 02-22-26
0 - 3X Last vs. Stony Brook 02-22-26	DOUBLES	0 - 3X Last vs. Stony Brook 02-22-26
0 - 3X Last vs. Stony Brook 02-22-26	TRIPLES	0 - 3X Last vs. Stony Brook 02-22-26
0 - 3X Last vs. Stony Brook 02-22-26	HOMERUNS	0 - 3X Last vs. Stony Brook 02-22-26
1 - 2X Last at Georgia Southern 02-17-26	TOTAL BASES	0 vs. Stony Brook 02-22-26
1 vs. Bowling Green 02-14-26	WALKS	0 - 2X Last vs. Stony Brook 02-22-26
0 - 3X Last vs. Stony Brook 02-22-26	STRIKEOUTS	0 - 3X Last vs. Stony Brook 02-22-26
0 - 3X Last vs. Stony Brook 02-22-26	STOLEN BASES	0 - 3X Last vs. Stony Brook 02-22-26
1 vs. Bowling Green 02-14-26	PUTOUTS	0 - 2X Last vs. Stony Brook 02-22-26
0 - 3X Last vs. Stony Brook 02-22-26	ASSISTS	0 - 3X Last vs. Stony Brook 02-22-26
0 - 3X Last vs. Stony Brook 02-22-26	ERRORS	0 - 3X Last vs. Stony Brook 02-22-26

PITCHING SITUATIONAL

PLAYER	vs left			vs right			runners on			bases emp			leadoff			2outs			fly OUT	gnd OUT	fly/ GND	GDP
	H	AB	AVG	H	AB	AVG	H	AB	AVG	H	AB	AVG	ADV	OPS	PCT	H	AB	AVG				
43 ANGELAKOS, Dimitri	7	22	.318	6	33	.182	3	19	.158	10	36	.278	5	16	.313	3	15	.200	19	12	1.6	1
21 BALLARD, Carson	5	17	.294	5	28	.179	5	27	.185	5	18	.278	5	11	.455	2	14	.143	12	7	1.7	2
32 BARFIELD, Brett	2	15	.133	4	17	.235	3	16	.188	3	16	.188	3	7	.429	3	12	.250	12	7	1.7	0
24 BLAKELY, Jackson	10	44	.227	12	49	.245	9	42	.214	13	51	.255	9	25	.360	6	31	.194	23	20	1.2	0
99 BUURSEMA, Porter	4	14	.286	3	20	.150	5	17	.294	2	17	.118	4	12	.333	2	10	.200	6	8	0.8	0
49 CAMPBELL, Kayden	4	13	.308	3	14	.214	3	9	.333	4	18	.222	3	9	.333	2	10	.200	6	6	1.0	0
18 GAUDETTE, Caden	3	19	.158	4	29	.138	3	23	.130	4	25	.160	3	11	.273	1	17	.059	10	17	0.6	0
35 LANKIE, Jake	10	22	.455	5	26	.192	9	26	.346	6	22	.273	5	11	.455	4	17	.235	7	10	0.7	1
37 LOY, Dylan	12	45	.267	17	63	.270	13	46	.283	16	62	.258	6	27	.222	7	32	.219	24	26	0.9	1
22 MCKEE, Tate	13	56	.232	14	66	.212	8	61	.131	19	61	.311	18	36	.500	4	36	.111	25	35	0.7	5
55 MCKELVEY, Adam	0	5	.000	3	12	.250	1	10	.100	2	7	.286	2	4	.500	1	6	.167	5	0	-	0
29 PATEL, Mason	6	20	.300	9	31	.290	7	28	.250	8	23	.348	7	13	.538	2	15	.133	15	8	1.9	1
31 SHADEK, Justin	7	20	.350	3	22	.136	6	21	.286	4	21	.190	3	10	.300	5	16	.313	7	8	0.9	0
20 SPIVEY, Caden	5	13	.385	6	24	.250	7	23	.304	4	14	.286	5	9	.556	3	11	.273	7	5	1.4	0
15 UNDERWOOD, Cooper	7	22	.318	7	24	.292	8	18	.444	6	28	.214	4	14	.286	6	16	.375	13	10	1.3	0
26 VICENS, Jamie	1	6	.167	2	9	.222	2	10	.200	1	5	.200	3	5	.600	1	4	.250	2	1	2.0	0
16 WILLCOX, Charlie	8	16	.500	7	32	.219	12	31	.387	3	17	.176	4	10	.400	5	16	.313	7	12	0.6	0
Totals	104	369	.282	110	499	.220	104	427	.244	110	441	.249	89	230	.387	57	278	.205	200	192	1.0	11
Opponents	132	356	.371	223	618	.361	224	579	.387	131	395	.332	111	221	.502	127	330	.385	204	194	1.1	16

PLAYER	AP	GS	IP/APP	H/G	R/G	ER/G	BB/G	K/G	K/BB	2B/G	3B/G	HR/G	FO/G	GO/G	BF/G	SBA	ATT	PCT
43 ANGELAKOS, Dimitri	6	3	2.39	8.16	3.77	3.77	0.63	6.91	11.00	1.88	0.00	1.26	11.93	7.54	36.42	1	1	1.000
21 BALLARD, Carson	8	0	1.50	7.50	4.50	3.75	4.50	11.25	2.50	2.25	0.00	0.75	9.00	5.25	40.50	0	0	0
32 BARFIELD, Brett	10	0	0.87	6.23	2.08	2.08	4.15	7.27	1.75	1.04	0.00	0.00	12.46	7.27	38.42	0	0	0
24 BLAKELY, Jackson	6	4	4.06	8.14	2.22	2.22	2.22	9.99	4.50	1.85	0.00	0.37	8.51	7.40	39.21	2	2	1.000
99 BUURSEMA, Porter	7	1	1.48	6.10	5.23	5.23	11.32	12.19	1.08	1.74	0.00	0.00	5.23	6.97	42.68	0	0	0
49 CAMPBELL, Kayden	9	0	0.85	8.22	4.70	4.70	7.04	9.39	1.33	3.52	0.00	0.00	7.04	7.04	39.91	0	0	0
18 GAUDETTE, Caden	11	0	1.30	4.40	3.77	3.77	3.77	8.79	2.33	0.00	0.00	1.88	6.28	10.67	35.79	0	0	0
35 LANKIE, Jake	8	0	1.42	11.91	6.35	5.56	1.59	11.91	7.50	2.38	0.00	0.79	5.56	7.94	41.30	0	0	0
37 LOY, Dylan	9	5	3.00	9.67	5.00	3.67	1.67	8.67	5.20	0.33	0.00	2.00	8.00	8.67	38.67	0	0	0
22 MCKEE, Tate	7	7	4.81	7.22	3.74	3.74	5.88	9.09	1.55	0.80	0.00	1.34	6.68	9.36	39.30	0	0	0
55 MCKELVEY, Adam	6	0	0.83	5.40	7.20	7.20	9.00	18.00	2.00	1.80	0.00	1.80	9.00	0.00	43.20	0	0	0
29 PATEL, Mason	5	2	2.73	9.88	4.61	4.61	3.29	8.56	2.60	3.29	0.00	0.00	9.88	5.27	36.19	0	0	0
31 SHADEK, Justin	8	1	1.46	7.71	6.17	3.09	6.94	13.11	1.89	3.09	0.00	0.00	5.40	6.17	43.20	1	1	1.000
20 SPIVEY, Caden	8	0	1.21	10.24	7.45	7.45	8.38	13.03	1.56	2.79	0.00	0.93	6.52	4.66	42.83	0	0	0
15 UNDERWOOD, Cooper	6	5	2.00	10.50	8.25	8.25	6.75	8.25	1.22	3.00	0.00	0.75	9.75	7.50	45.00	0	0	0
26 VICENS, Jamie	6	0	0.67	6.75	11.25	9.00	13.50	18.00	1.33	0.00	0.00	0.00	4.50	2.25	49.50	1	1	1.000
16 WILLCOX, Charlie	7	0	1.48	13.06	9.58	7.84	4.35	10.45	2.40	2.61	0.00	0.87	6.10	10.45	47.90	1	1	1.000
Totals	28	28	8.21	8.37	4.97	4.46	4.66	10.02	2.15	1.72	0.00	0.90	7.83	7.51	40.34	32	41	.780
Opponents	28	28	7.81	14.61	13.17	11.73	8.03	8.97	1.12	3.05	0.29	2.39	8.40	7.98	50.71	26	31	.839

Pitching averages based on 9-inning game.

STARTING PITCHING

Starters (Stats from starts only)

PLAYER	GP-GS	ERA	W-L	IP	H	R	ER	BB	K	2B	3B	HR	AVG	BF	WP	HP	BK	SFA	SHA
BLAKELY, Jackson	6-4	2.79	2-1	19.1	16	6	6	6	20	3	0	1	.222	84	1	5	0	0	1
ANGELAKOS, Dimitri	6-3	3.72	1-1	9.2	9	4	4	1	8	2	0	2	.243	39	0	1	0	0	0
MCKEE, Tate	7-7	3.74	4-0	33.2	27	14	14	22	34	3	0	5	.221	147	5	3	0	0	0
SHADEK, Justin	8-1	4.50	0-0	2.0	2	3	1	1	2	1	0	0	.286	9	1	0	0	0	1
LOY, Dylan	9-5	6.19	1-1	16.0	25	15	11	3	15	1	0	6	.347	77	1	2	0	0	0
PATEL, Mason	5-2	7.56	1-0	8.1	13	7	7	3	8	5	0	0	.382	39	0	0	0	0	2
UNDERWOOD, Cooper	6-5	8.25	1-0	12.0	13	11	11	9	11	3	0	1	.289	59	0	3	0	2	0
BUURSEMA, Porter	7-1	11.57	0-0	2.1	5	3	3	4	2	1	0	0	.500	14	0	0	0	0	0
		4.96	10-3	103.1	110	63	57	49	100	19	0	15	.276	468	8	14	0	2	4

BULLPEN

Non-starters (Stats from non-starts only)

PLAYER	GP-GS	ERA	W-L	IP	H	R	ER	BB	K	2B	3B	HR	AVG	BF	WP	HP	BK	SFA	SHA
UNDERWOOD, Cooper	6-5	0	0-0	0.0	1	0	0	0	0	1	0	0	1.000	1	0	0	0	0	0
BLAKELY, Jackson	6-4	0.00	1-0	5.0	6	0	0	0	7	2	0	0	.286	22	1	1	0	0	0
PATEL, Mason	5-2	0.00	1-0	5.1	2	0	0	2	5	0	0	0	.118	19	0	0	0	0	0
LOY, Dylan	9-5	0.00	1-0	11.0	4	0	0	2	11	0	0	0	.111	39	0	1	0	0	0
SHADEK, Justin	8-1	2.79	1-0	9.2	8	5	3	8	15	3	0	0	.229	47	0	1	0	1	2
BARFIELD, Brett	10-0	2.84	1-0	6.1	6	2	2	4	7	1	0	0	.188	37	0	1	0	0	0
BUURSEMA, Porter	7-1	3.38	0-1	8.0	2	3	3	9	12	1	0	0	.083	35	1	0	0	1	1
BALLARD, Carson	8-0	3.75	2-0	12.0	10	6	5	6	15	3	0	1	.222	54	1	2	0	1	0
ANGELAKOS, Dimitri	6-3	3.86	0-0	4.2	4	2	2	0	3	1	0	0	.222	19	0	1	0	0	0
GAUDETTE, Caden	11-0	4.50	2-0	12.0	7	6	6	6	14	0	0	3	.146	57	0	2	0	0	1
CAMPBELL, Kayden	9-0	4.70	2-1	7.2	7	4	4	6	8	3	0	0	.259	34	0	1	1	0	0
LANKIE, Jake	8-0	5.56	0-0	11.1	15	8	7	2	15	3	0	1	.313	52	0	1	0	1	0
MCKELVEY, Adam	6-0	7.20	2-0	5.0	3	4	4	5	10	1	0	1	.176	24	0	1	0	1	0
SPIVEY, Caden	8-0	7.45	0-0	9.2	11	8	8	9	14	3	0	1	.297	46	0	0	0	0	0
WILLCOX, Charlie	7-0	7.84	0-0	10.1	15	11	9	5	12	3	0	1	.313	55	1	2	0	0	0
VICENS, Jamie	6-0	9.00	0-0	4.0	3	5	4	6	8	0	0	0	.200	22	1	0	0	0	1
		4.05	13-2	126.2	104	64	57	70	156	25	0	8	.222	563	5	14	1	5	5

BATTING SITUATIONAL

PLAYER	vs left			vs right			runners on			bases emp			bases ldd			leadoff			fly	gnd	fly/
	H	AB	AVG	H	AB	AVG	H	AB	AVG	H	AB	AVG	H	AB	AVG	RCH	OP	PCT	OUT	OUT	GND
2 ADVINCULA, Jarren	18	41	.439	29	75	.387	34	72	.472	13	44	.295	1	6	.167	9	19	.474	27	28	1.0
7 BAKER, Will	11	32	.344	22	56	.393	17	50	.340	16	38	.421	4	7	.571	11	15	.733	19	18	1.1
1 BROSIUS, Parker	6	13	.462	2	14	.143	5	15	.333	3	12	.250	1	1	1.000	3	6	.500	11	4	2.8
14 BROWN, Cade	2	3	.667	1	5	.200	2	6	.333	1	2	.500	0	1	.000	0	0	-	1	1	1.0
8 BURRESS, Drew	9	31	.290	24	81	.296	18	60	.300	15	52	.288	1	6	.167	21	41	.512	34	18	1.9
19 COUPET, Nathanael	3	7	.429	3	4	.750	6	9	.667	0	2	.000	1	1	1.000	0	0	-	1	1	1.0
6 DANIEL, Caleb	8	20	.400	15	49	.306	12	39	.308	11	30	.367	2	3	.667	8	19	.421	14	10	1.4
0 DEE, Michael	1	3	.333	1	1	1.000	2	3	.667	0	1	.000	1	2	.500	0	1	.000	0	0	-
41 HARTWELL, Judson	1	1	1.000	1	3	.333	2	2	1.000	0	2	.000	0	0	-	1	2	.500	1	0	-
4 HERNANDEZ, Alex	7	26	.269	31	73	.425	22	51	.431	16	48	.333	2	3	.667	7	20	.350	14	16	0.9
3 KERCE, Carson	10	28	.357	28	68	.412	19	58	.328	19	38	.500	2	6	.333	8	15	.533	17	24	0.7
25 LACKEY, Vahn	12	29	.414	30	72	.417	26	63	.413	16	38	.421	1	3	.333	13	25	.520	17	17	1.0
9 LEWIS, Coleman	3	7	.429	2	9	.222	4	10	.400	1	6	.167	2	4	.500	2	2	1.000	4	2	2.0
39 NEISES, Tyler	1	2	.500	1	1	1.000	2	3	.667	0	0	-	0	1	.000	1	1	1.000	0	0	-
34 ROGERS, Drew	7	18	.389	8	33	.242	12	32	.375	3	19	.158	1	3	.333	2	12	.167	13	4	3.3
10 SCHMIDT, Kent	3	24	.125	19	40	.475	17	39	.436	5	25	.200	5	8	.625	8	15	.533	12	14	0.9
5 STEPHENSON, Dominic	0	1	.000	2	3	.667	2	2	1.000	0	2	.000	1	1	1.000	0	1	.000	0	0	-
11 ZUCKERMAN, Ryan	14	35	.400	20	66	.303	22	65	.338	12	36	.333	3	6	.500	17	27	.630	19	10	1.9
Totals	115	318	.362	240	656	.366	224	579	.387	131	395	.332	28	62	.452	111	221	.502	204	167	1.2
Opponents	59	229	.258	155	639	.243	104	427	.244	110	441	.249	5	31	.161	89	230	.387	200	189	1.1

PLAYER	pinch hit			RISP			R3rd LT2out			2outs			adv ops			2out		rnrs		rch		rch	
	H	AB	AVG	H	AB	AVG	H	AB	AVG	H	AB	AVG	ADV	OP	PCT	RBI	ADV	LOB	ERR	FC	KL		
2 ADVINCULA, Jarren	0	0	-	17	40	.425	5	8	.625	16	44	.364	47	86	.547	13	0	33	1	6	3		
7 BAKER, Will	0	1	.000	12	30	.400	5	11	.455	9	31	.290	33	68	.485	9	0	20	1	5	5		
1 BROSIUS, Parker	1	4	.250	5	11	.455	1	1	1.000	2	8	.250	16	26	.615	4	0	8	1	0	5		
14 BROWN, Cade	3	4	.750	0	4	.000	0	1	.000	1	5	.200	4	9	.444	0	0	7	0	0	1		
8 BURRESS, Drew	0	0	-	11	36	.306	1	2	.500	11	35	.314	33	74	.446	9	0	30	3	3	6		
19 COUPET, Nathanael	3	4	.750	4	5	.800	2	2	1.000	1	2	.500	10	12	.833	1	0	0	0	0	2		
6 DANIEL, Caleb	1	3	.333	9	31	.290	2	6	.333	3	18	.167	23	49	.469	3	0	17	2	1	7		
0 DEE, Michael	1	1	1.000	2	3	.667	1	1	1.000	1	2	.500	2	4	.500	0	0	3	0	0	0		
41 HARTWELL, Judson	2	3	.667	2	2	1.000	0	0	-	1	1	1.000	2	2	1.000	1	0	0	1	0	0		
4 HERNANDEZ, Alex	0	0	-	14	34	.412	1	4	.250	16	30	.533	37	67	.552	10	0	15	3	2	12		
3 KERCE, Carson	0	0	-	11	36	.306	3	6	.500	14	35	.400	37	70	.529	12	0	28	2	4	4		
25 LACKEY, Vahn	0	0	-	17	37	.459	2	6	.333	18	35	.514	49	78	.628	21	0	21	1	9	11		
9 LEWIS, Coleman	1	4	.250	3	8	.375	0	1	.000	3	7	.429	6	11	.545	3	0	5	0	0	1		
39 NEISES, Tyler	1	1	1.000	0	1	.000	0	0	-	1	2	.500	2	3	.667	0	0	3	0	0	1		
34 ROGERS, Drew	1	3	.333	10	22	.455	1	4	.250	10	18	.556	19	40	.475	15	0	10	0	2	8		
10 SCHMIDT, Kent	0	0	-	15	28	.536	5	6	.833	7	21	.333	27	54	.500	7	0	19	1	1	8		
5 STEPHENSON, Dominic	1	1	1.000	2	2	1.000	1	1	1.000	1	2	.500	4	4	1.000	2	0	0	0	0	2		
11 ZUCKERMAN, Ryan	0	0	-	14	40	.350	4	13	.308	12	34	.353	31	77	.403	14	0	26	1	2	9		
Totals	15	29	.517	148	370	.400	34	73	.466	127	330	.385	382	734	.520	124	0	245	17	35	85		
Opponents	6	29	.207	65	250	.260	15	48	.313	57	278	.205	198	504	.393	39	0	212	13	17	77		

TEAM GAME-BY-GAME - Hitting

(As of Apr 1, 2026)

Georgia Tech Team Game-by-Game Batting

DATE	OPPONENT	AB	R	H	RBI	2B	3B	HR	TB	AVG	BB	IBB	SB	CS	HBP	SAC	SF	GDP	K	LOB	PO	A	E
02-13	Bowling Green	35	11	13	11	3	0	2	22	.371	7	0	4	0	5	1	0	1	8	13	27	9	3
02-14	Bowling Green	43	27	22	25	4	0	1	29	.512	15	0	1	0	4	0	4	0	8	15	27	3	0
02-14	Bowling Green	32	12	16	10	6	0	0	22	.500	9	0	1	0	2	0	0	2	6	10	21	9	0
02-17	at Georgia Southern	51	25	26	23	6	1	2	40	.510	5	0	1	1	4	0	0	2	14	8	27	6	1
02-20	Stony Brook	38	14	18	13	3	0	2	27	.474	9	0	0	1	1	0	0	2	7	10	27	6	0
02-20	Stony Brook	29	10	12	10	5	1	2	25	.414	6	0	2	0	2	0	0	0	5	7	21	6	2
02-21	Stony Brook	40	6	10	6	0	0	2	16	.250	8	0	3	0	1	0	0	0	5	12	30	12	1
02-22	Stony Brook	34	21	16	19	1	2	2	27	.471	12	0	3	0	1	0	1	0	5	9	21	12	2
02-24	Georgia State	31	4	5	3	2	0	1	10	.161	8	0	0	0	2	0	0	1	9	10	27	10	3
02-27	Northwestern	29	17	14	17	6	0	4	32	.483	11	0	0	0	2	0	1	1	3	8	21	8	1
02-28	Northwestern	34	13	18	12	2	0	1	23	.529	2	0	0	0	4	0	1	1	5	6	21	7	2
03-01	Northwestern	38	14	13	12	4	0	5	32	.342	5	0	1	0	1	0	0	0	5	6	27	8	0
03-03	at Georgia St.	34	4	9	4	1	0	1	13	.265	9	0	2	0	1	0	2	1	8	15	27	9	1
03-06	Virginia Tech	31	16	13	14	2	0	0	15	.419	12	0	0	0	1	0	1	0	5	11	21	6	1
03-07	Virginia Tech	39	14	18	14	3	0	6	39	.462	6	1	1	1	0	0	1	1	7	8	27	10	2
03-08	Virginia Tech	34	6	8	6	0	0	2	14	.235	7	0	2	0	2	1	0	1	12	11	27	8	0
03-10	West Georgia	31	14	16	13	1	1	5	34	.516	8	0	1	0	2	0	1	2	4	10	21	8	0
03-12	at Clemson	34	10	12	10	4	0	3	25	.353	3	0	1	0	0	0	0	0	13	6	21	12	0
03-13	at Clemson	37	9	8	9	1	0	2	15	.216	6	0	1	0	1	0	0	0	7	8	27	12	0
03-14	at Clemson	38	7	13	7	4	0	3	26	.342	0	0	0	1	0	0	0	1	8	4	24	8	1
03-17	at Auburn	30	2	3	2	0	0	0	3	.100	6	0	0	0	2	0	0	0	16	9	24	9	0
03-20	at Pitt	37	11	10	11	0	1	2	18	.270	7	0	1	1	2	0	0	0	13	8	27	9	0
03-21	at Pitt	36	9	10	9	5	0	2	21	.278	12	0	0	0	0	0	0	1	5	12	24	10	0
03-22	at Pitt	34	12	14	8	5	0	0	19	.412	4	0	0	0	0	1	0	1	4	6	21	3	0
03-27	NC State	27	3	4	3	1	0	2	11	.148	4	0	0	0	4	0	0	2	10	8	27	12	1
03-28	NC State	35	6	13	6	0	1	0	15	.371	5	0	0	0	0	1	0	0	13	11	27	12	1
03-29	NC State	31	10	10	10	3	0	2	19	.323	6	0	1	0	2	0	0	2	8	3	24	5	0
03-31	Auburn	32	13	11	11	2	0	4	25	.344	3	0	0	0	0	1	0	1	5	1	24	6	1
Totals		974	320	355	298	74	7	58	617	.364	195	1	26	5	46	5	12	23	218	245	690	235	23

TEAM GAME-BY-GAME - Pitching

(As of Apr 1, 2026)

Georgia Tech Team Game-by-Game Pitching

DATE	OPPONENT	IP	H	R	ER	BB	K	2B	3B	HR	WP	BK	HBP	DP	IBB	SCORE	W-L	SV	ERA
02-13	Bowling Green	9.0	9	5	3	6	13	1	0	1	0	0	1	2	0	11-5	1-0	0	3.00
02-14	Bowling Green	9.0	8	4	4	4	16	4	0	0	0	0	1	0	0	27-4	2-0	0	3.50
02-14	Bowling Green	7.0	4	2	2	4	8	0	0	0	0	0	0	0	0	12-2	3-0	1	3.24
02-17	at Georgia Southern	9.0	6	1	0	1	19	2	0	0	0	0	1	0	0	25-1	4-0	0	2.38
02-20	Stony Brook	9.0	9	5	5	3	14	2	0	1	2	0	2	0	0	14-5	5-0	0	2.93
02-20	Stony Brook	7.0	7	5	3	5	8	2	0	0	1	0	1	0	0	10-5	6-0	0	3.06
02-21	Stony Brook	10.0	8	5	5	3	7	3	0	0	0	0	0	1	0	6-5	7-0	0	3.30
02-22	Stony Brook	7.0	3	3	2	3	6	0	0	0	1	0	2	0	0	21-3	8-0	0	3.22
02-24	Georgia State	9.0	12	9	8	3	13	2	0	1	1	1	2	0	0	4-9	8-1	0	3.79
02-27	Northwestern	7.0	7	3	3	3	6	2	0	1	0	0	0	1	0	17-3	9-1	0	3.80
02-28	Northwestern	7.0	10	3	3	1	8	1	0	1	0	0	0	0	0	13-3	10-1	1	3.80
03-01	Northwestern	9.0	10	6	6	4	11	3	0	0	0	0	2	0	0	14-6	11-1	0	4.00
03-03	at Georgia St.	9.0	4	1	1	2	7	0	0	0	1	0	0	0	0	4-1	12-1	0	3.75
03-06	Virginia Tech	7.0	5	1	1	3	9	2	0	0	1	0	1	1	0	16-1	13-1	0	3.60
03-07	Virginia Tech	9.0	11	5	1	3	8	3	0	1	3	0	0	0	0	14-5	14-1	1	3.41
03-08	Virginia Tech	9.0	14	9	9	7	13	4	0	0	0	0	2	0	0	6-9	14-2	0	3.79
03-10	West Georgia	7.0	2	0	0	2	8	0	0	0	0	0	1	1	0	14-0	15-2	0	3.60
03-12	at Clemson	7.0	2	0	0	5	7	0	0	0	0	0	2	2	0	10-0	16-2	0	3.43
03-13	at Clemson	9.0	9	3	3	3	5	0	0	3	0	0	3	2	0	9-3	17-2	0	3.40
03-14	at Clemson	8.0	14	13	11	9	6	5	0	1	1	0	3	0	0	7-13	17-3	0	3.84
03-17	at Auburn	8.0	11	9	9	6	9	3	0	2	0	0	0	0	0	2-9	17-4	0	4.13
03-20	at Pitt	9.0	8	9	9	10	10	0	0	4	1	0	1	1	1	11-9	18-4	1	4.38
03-21	at Pitt	8.0	11	14	14	8	8	1	0	4	0	0	1	0	1	9-14	18-5	0	4.86
03-22	at Pitt	7.0	6	4	4	4	10	1	0	1	0	0	1	0	0	12-4	19-5	0	4.87
03-27	NC State	9.0	5	1	1	4	5	0	0	0	1	0	0	0	0	3-1	20-5	1	4.70
03-28	NC State	9.0	9	4	4	6	8	1	0	1	0	0	1	0	0	6-4	21-5	1	4.67
03-29	NC State	8.0	4	0	0	3	6	0	0	0	0	0	0	0	0	10-0	22-5	0	4.50
03-31	Auburn	8.0	6	3	3	4	8	2	0	1	0	0	0	0	0	13-3	23-5	0	4.46
Totals		230.0	214	127	114	119	256	44	0	23	13	1	28	11	2	-	23-5	5	4.46

GAME-BY-GAME - Player Highs

OPPONENT	DATE	SCORE	H	R	RBI	TB	BB	K	PO	A	E
Bowling Green	02-13-26	11-5	3-DANIEL BAKER	2-SCHMIDT ZUCKERMAN ADVINCULA DANIEL BAKER	6-DANIEL	10-DANIEL	2-SCHMIDT ZUCKERMAN LACKEY	2-ZUCKERMAN	11-LACKEY	6-KERCE	1-ZUCKERMAN VICENS KERCE
Bowling Green	02-14-26	27-4	3-ZUCKERMAN LACKEY HERNANDEZ	3-SCHMIDT HERNANDEZ	6-HERNANDEZ	6-HERNANDEZ	2-SCHMIDT BROWN KERCE ROGERS	2-DANIEL	7-ROGERS	1-ADVINCULA PATEL KERCE	
Bowling Green	02-14-26	12-2	4-HERNANDEZ	3-BAKER	2-ZUCKERMAN ADVINCULA BAKER	5-HERNANDEZ	3-BAKER	2-LACKEY ROGERS	8-ROGERS	3-ZUCKERMAN	
Georgia Southern	02-17-26	25-1	3-SCHMIDT ZUCKERMAN BAKER BURRESS	3-LACKEY HERNANDEZ BURRESS	5-ZUCKERMAN	6-ZUCKERMAN	1-SCHMIDT ZUCKERMAN ADVINCULA BAKER BURRESS	2-BROWN DANIEL	11-LACKEY	3-LACKEY	1-ROGERS
Stony Brook	02-20-26	14-5	4-HERNANDEZ	3-SCHMIDT HERNANDEZ BAKER	4-KERCE	8-HERNANDEZ	2-SCHMIDT LACKEY ROGERS	3-ZUCKERMAN	15-ROGERS	2-ZUCKERMAN	
Stony Brook	02-20-26	10-5	2-ADVINCULA LACKEY KERCE ROGERS	2-LACKEY KERCE ROGERS	3-ADVINCULA LACKEY	8-LACKEY	2-LACKEY KERCE	2-ZUCKERMAN	8-LACKEY	3-KERCE	1-KERCE BURRESS
Stony Brook	02-21-26	6-5	3-HERNANDEZ	2-HERNANDEZ BURRESS	2-LACKEY	4-ZUCKERMAN BURRESS	2-LACKEY BURRESS	2-ZUCKERMAN	10-HERNANDEZ	3-ADVINCULA PATEL	1-LACKEY
Stony Brook	02-22-26	21-3	3-BURRESS	3-ZUCKERMAN BAKER	6-ROGERS	9-BURRESS	3-BAKER	2-LEWIS	6-HERNANDEZ	3-ZUCKERMAN	2-BROWN
Georgia State	02-24-26	4-9	2-ZUCKERMAN	1-ADVINCULA BAKER BURRESS LEWIS	2-ADVINCULA	4-ADVINCULA	2-LACKEY BURRESS	2-ROGERS HERNANDEZ	13-LACKEY	2-ADVINCULA BLAKELY ANGELAKOS	1-ZUCKERMAN HERNANDEZ BAKER
Northwestern	02-27-26	17-3	3-LACKEY	3-HERNANDEZ DANIEL BURRESS	4-ADVINCULA LACKEY	8-ADVINCULA	2-KERCE BAKER	1-ZUCKERMAN ROGERS LEWIS	5-HERNANDEZ	3-ADVINCULA MCKEE	1-MCKEE
Northwestern	02-28-26	13-3	4-ADVINCULA	4-BURRESS	5-BAKER	5-COUPET	1-LACKEY KERCE	2-ZUCKERMAN	8-ROGERS	3-ADVINCULA KERCE	1-KERCE BURRESS
Northwestern	03-01-26	14-6	3-ZUCKERMAN ROGERS	4-ZUCKERMAN	5-ROGERS	12-ZUCKERMAN	2-BURRESS	1-COUPET LACKEY KERCE ROGERS DANIEL	11-ROGERS	3-ZUCKERMAN	
Georgia St.	03-03-26	4-1	2-ZUCKERMAN DANIEL	1-BROSIOUS ZUCKERMAN ADVINCULA HERNANDEZ	2-ZUCKERMAN	6-ZUCKERMAN	2-KERCE HERNANDEZ BURRESS	2-LACKEY HERNANDEZ	7-LACKEY ROGERS	2-ADVINCULA LACKEY KERCE	1-ROGERS
Virginia Tech	03-06-26	16-1	3-KERCE	3-BAKER	3-KERCE	4-KERCE	3-LACKEY	1-BROSIOUS COUPET LACKEY HERNANDEZ DANIEL	6-LACKEY	2-ADVINCULA BAKER	1-BALLARD
Virginia Tech	03-07-26	14-5	4-SCHMIDT	3-ADVINCULA HERNANDEZ	5-LACKEY	8-DANIEL	2-ADVINCULA	3-DANIEL	10-SCHMIDT	3-ZUCKERMAN ADVINCULA	1-LOY BAKER
Virginia Tech	03-08-26	6-9	2-ZUCKERMAN HERNANDEZ BURRESS	2-SCHMIDT ZUCKERMAN	2-ZUCKERMAN	5-ZUCKERMAN	2-ZUCKERMAN	3-BAKER	9-LACKEY	3-KERCE	
West Georgia	03-10-26	14-0	4-HERNANDEZ	3-HERNANDEZ BURRESS	3-ADVINCULA	9-LACKEY	2-BURRESS	2-ZUCKERMAN	6-HERNANDEZ	2-ZUCKERMAN ADVINCULA	
Clemson	03-12-26	10-0	3-LACKEY KERCE	2-ADVINCULA LACKEY BURRESS	3-BURRESS	8-BURRESS	1-LACKEY HERNANDEZ BAKER	3-ZUCKERMAN BURRESS	9-SCHMIDT	5-ZUCKERMAN	
Clemson	03-13-26	9-3	2-SCHMIDT LACKEY	2-ZUCKERMAN LACKEY	4-SCHMIDT	5-SCHMIDT LACKEY	1-SCHMIDT ADVINCULA LACKEY HERNANDEZ DANIEL BAKER	1-SCHMIDT ZUCKERMAN KERCE HERNANDEZ DANIEL BAKER BURRESS	13-SCHMIDT	6-KERCE	
Clemson	03-14-26	7-13	3-KERCE BAKER	3-BAKER	4-KERCE	8-BAKER		3-BURRESS	6-SCHMIDT LACKEY	2-ZUCKERMAN ADVINCULA	1-ZUCKERMAN

GAME-BY-GAME - Player Highs - Continued

OPPONENT	DATE	SCORE	H	R	RBI	TB	BB	K	PO	A	E
Auburn	03-17-26	2-9	2- ADVINCULA	1- ROGERS BURRESS	2- ADVINCULA	2- ADVINCULA	2- SCHMIDT BURRESS	3- HERNANDEZ	8- SCHMIDT	3- KERCE ROGERS	
Pitt	03-20-26	11-9	3- ADVINCULA	2- ADVINCULA LACKEY	4- HERNANDEZ	5- HERNANDEZ	2- SCHMIDT HERNANDEZ	3- ZUCKERMAN BAKER	10- LACKEY	5- KERCE	
Pitt	03-21-26	9-14	3- KERCE	2- LACKEY ROGERS BURRESS	2- KERCE ROGERS	5- KERCE ROGERS	3- HERNANDEZ	2- ZUCKERMAN	7- ROGERS	4- ADVINCULA	
Pitt	03-22-26	12-4	3- ADVINCULA KERCE	3- SCHMIDT ZUCKERMAN	2- KERCE	4- ADVINCULA KERCE	2- SCHMIDT ZUCKERMAN	1- BROSIUS LACKEY HERNANDEZ BURRESS	10- LACKEY	2- ZUCKERMAN	
NC State	03-27-26	3-1	2- ADVINCULA	1- ADVINCULA KERCE BURRESS	2- ADVINCULA	5- ADVINCULA	2- BURRESS	3- SCHMIDT BAKER	14- SCHMIDT	5- ADVINCULA	1- MCKEE
NC State	03-28-26	6-4	3- SCHMIDT ADVINCULA BURRESS	3- BURRESS	3- SCHMIDT	5- BURRESS	2- BAKER	4- HERNANDEZ	11- SCHMIDT	3- ZUCKERMAN KERCE	1- HERNANDEZ
NC State	03-29-26	10-0	2- BROSIUS ADVINCULA LACKEY	2- BROSIUS ZUCKERMAN LACKEY	2- SCHMIDT ZUCKERMAN LACKEY	6- LACKEY	2- BURRESS	3- ROGERS	7- SCHMIDT ROGERS	2- KERCE	
Auburn	03-31-26	13-3	2- KERCE BURRESS	3- KERCE	3- BURRESS	5- KERCE	2- SCHMIDT	1- BROSIUS ZUCKERMAN LACKEY HERNANDEZ BAKER	8- LACKEY	2- ZUCKERMAN ADVINCULA	1- SCHMIDT

GAME-BY-GAME - Player Highs


OPPONENT	DATE	SCORE	IP	Pitching					
				H	R	ER	BB	K	
Bowling Green	02-13-26	11-5	5-MCKEE	5-WILLCOX	3-WILLCOX	2-WILLCOX	2-WILLCOX VICENS	6-MCKEE	
Bowling Green	02-14-26	27-4	5-PATEL	5-PATEL	2-PATEL ANGELAKOS	2-PATEL ANGELAKOS	2-PATEL BUURSEMA	7-PATEL	
Bowling Green	02-14-26	12-2	3.2-UNDERWOOD	4-UNDERWOOD	2-UNDERWOOD	2-UNDERWOOD	2-UNDERWOOD	4-UNDERWOOD	
Georgia Southern	02-17-26	25-1	3-BLAKELY	2-BALLARD BLAKELY	1-LANKIE		1-MCKELVEY	6-LOY	
Stony Brook	02-20-26	14-5	4-MCKEE	3-MCKEE	2-GAUDETTE MCKEE	2-GAUDETTE MCKEE	3-MCKEE	6-MCKEE	
Stony Brook	02-20-26	10-5	2-SHADEK	3-SPIVEY	3-SHADEK	2-SPIVEY	4-SPIVEY	2-VICENS SHADEK MCKELVEY	
Stony Brook	02-21-26	6-5	5.2-LOY	8-PATEL	5-PATEL	5-PATEL	1-BALLARD PATEL LOY	6-LOY	
Stony Brook	02-22-26	21-3	4-UNDERWOOD	3-WILLCOX	3-WILLCOX	2-WILLCOX	2-UNDERWOOD	4-UNDERWOOD	
Georgia State	02-24-26	4-9	4-BLAKELY	3-BLAKELY VICENS	3-VICENS CAMPBELL	3-VICENS CAMPBELL	2-BLAKELY	9-BLAKELY	
Northwestern	02-27-26	17-3	4.1-MCKEE	6-MCKEE	3-MCKEE	3-MCKEE	2-MCKEE	3-MCKEE BUURSEMA	
Northwestern	02-28-26	13-3	4-LOY	9-LOY	3-LOY	3-LOY	1-LANKIE	4-LANKIE LOY	
Northwestern	03-01-26	14-6	4-SHADEK	3-UNDERWOOD SHADEK BARFIELD	4-UNDERWOOD	4-UNDERWOOD	2-SHADEK	7-SHADEK	
Georgia St.	03-03-26	4-1	5-ANGELAKOS	2-ANGELAKOS	1-WILLCOX	1-WILLCOX	1-WILLCOX SPIVEY	5-ANGELAKOS	
Virginia Tech	03-06-26	16-1	3-BALLARD MCKEE	4-MCKEE	1-MCKEE	1-MCKEE	2-MCKEE	5-BALLARD	
Virginia Tech	03-07-26	14-5	4.2-LOY	6-LOY	5-LOY	1-LOY	2-VICENS	3-LOY	
Virginia Tech	03-08-26	6-9	2.1-UNDERWOOD SPIVEY	5-SPIVEY	3-SPIVEY	3-SPIVEY	3-UNDERWOOD	4-CAMPBELL	
West Georgia	03-10-26	14-0	3.1-ANGELAKOS	2-ANGELAKOS			2-BUURSEMA	3-WILLCOX	
Clemson	03-12-26	10-0	6-MCKEE	1-MCKEE LANKIE			5-MCKEE	7-MCKEE	
Clemson	03-13-26	9-3	4.1-LOY	5-LOY	2-LOY	2-LOY	1-GAUDETTE PATEL LOY	3-GAUDETTE	
Clemson	03-14-26	7-13	4.1-BLAKELY	7-BLAKELY	6-BLAKELY	6-BLAKELY	2-SPIVEY SHADEK CAMPBELL	3-BLAKELY	
Auburn	03-17-26	2-9	2.2-LANKIE	5-ANGELAKOS	4-ANGELAKOS	4-ANGELAKOS	1-GAUDETTE BALLARD BARFIELD LANKIE ANGELAKOS CAMPBELL	4-BALLARD	
Pitt	03-20-26	11-9	4-MCKEE	6-MCKEE	6-MCKEE	6-MCKEE	5-MCKEE	6-MCKEE	
Pitt	03-21-26	9-14	3-BUURSEMA	4-WILLCOX LOY	5-LOY	5-LOY	2-WILLCOX BALLARD BUURSEMA	3-BUURSEMA	
Pitt	03-22-26	12-4	4-BLAKELY	4-LANKIE	4-LANKIE	4-LANKIE	2-BLAKELY BARFIELD	5-BLAKELY	
NC State	03-27-26	3-1	7.1-MCKEE	4-MCKEE	1-MCKEE	1-MCKEE	4-MCKEE	3-MCKEE	
NC State	03-28-26	6-4	3.1-GAUDETTE	5-BUURSEMA	3-BUURSEMA	3-BUURSEMA	4-BUURSEMA	3-GAUDETTE	
NC State	03-29-26	10-0	7-BLAKELY	4-BLAKELY			2-SHADEK	3-BLAKELY SHADEK	
Auburn	03-31-26	13-3	1.2-UNDERWOOD LOY	4-UNDERWOOD	3-UNDERWOOD	3-UNDERWOOD	2-UNDERWOOD	2-WILLCOX SPIVEY BALLARD	

STARTER SUMMARY

(As of Apr 1, 2026)

Georgia Tech Starters Summary

PLAYER	GS	Position											Batting Order								
		P	C	1B	2B	3B	SS	LF	CF	RF	OF	DH	1ST	2ND	3RD	4TH	5TH	6TH	7TH	8TH	9TH
2 ADVINCULA, Jarren	28	.	.	.	28	6	1	21
3 KERCE, Carson	28	28	1	5	.	22
8 BURRESS, Drew	28	28	.	.	.	22	6
11 ZUCKERMAN, Ryan	28	.	.	1	.	27	5	23
25 LACKEY, Vahn	28	.	17	2	.	1	8	.	3	1	18	6
4 HERNANDEZ, Alex	27	.	.	8	.	.	.	2	.	15	.	2	.	18	.	9
7 BAKER, Will	25	2	.	13	.	1.	.	.	1	1	6	.	13	4	.
10 SCHMIDT, Kent	20	.	.	17	3	.	.	5	.	11	3	1	.	.
6 DANIEL, Caleb	18	18	1	8	8	1	.
34 ROGERS, Drew	14	.	11	3	1	13	.	.
22 MCKEE, Tate	7	7
1 BROSIUS, Parker	6	6	1	5	.
15 UNDERWOOD, Cooper	5	5
37 LOY, Dylan	5	5
24 BLAKELY, Jackson	4	4
43 ANGELAKOS, Dimitri	3	3
29 PATEL, Mason	2	2
9 LEWIS, Coleman	1	1	1	.	.
19 COUPET, Nathanael	1	1	1	.	.
31 SHADEK, Justin	1	1
99 BUURSEMA, Porter	1	1




#0

MICHAEL DEEINF • R/R • 6-2 • 174 • Fr.
Stone Mountain, Ga. (St. Pius X)


#1

PARKER BROSIOUSOF • R/L • 6-1 • 200 • Sr.
Suwanee, Ga. (Lambert HS)

#2

JARREN ADVINCULAINF • L/R • 6-2 • 195 • Jr.
Santa Clara, Calif. (Cal)

#3

CARSON KERCEINF • R/R • 5-11 • 200 • Jr.
Marietta, Ga. (Pope HS)

#4

ALEX HERNANDEZRHP/UTL • R/R • 6-2 • 210 • So.
Cumming, Ga. (Forsyth Central)


#5

DOMINIC STEPHENSONC/OF • R/R • 6-0 • 208 • Fr.
Marietta, Ga. (Harrison HS)

#6

CALEB DANIELOF • L/R • 6-0 • 188 • So.
Cartersville, Ga. (Cartersville HS)


#7

WILL BAKERINF • L/R • 6-0 • 197 • So.
Upper Coomera, Queensland, Australia

#8

DREW BURRESSOF • R/R • 5-9 • 185 • Jr.
Houston County, Ga. (Houston Co. HS)

#9

COLEMAN LEWISOF • L/R • 6-1 • 220 • Fr.
Lake Park, Ga. (Lowndes HS)


#10

KENT SCHMIDTINF • L/R • 6-0 • 225 • Jr.
Marietta, Ga. (Georgia Southern)


#11

RYAN ZUCKERMANINF • R/R • 6-4 • 230 • Jr.
Yardley, Pa. (Pitt)


#14

CADE BROWNOF/INF • R/R • 6-1 • 210 • So.
Lilburn, Ga. (Georgia)


#15

COOPER UNDERWOODLHP • L/L • 6-1 • 190 • Fr.
Acworth, Ga. (Allatoona HS)

#16

CHARLIE WILLCOXRHP • S/R • 6-3 • 218 • Fr.
Santa Rosa Beach, Fla. (South Walton HS)

#18

CADEN GAUDETTERHP • R/R • 6-0 • 207 • R-Jr.
Alpharetta, Ga. (Milton HS)

#19

NATHANAEL COUPETC/OF • R/R • 6-0 • 218 • R-So.
Boynton Beach, Fl. (North Broward Prep)

#20

CADEN SPIVEYRHP • R/R • 6-2 • 193 • Sr.
Vidalia, Ga. (Notre Dame)


#21

CARSON BALLARDRHP • R/R • 6-1 • 195 • R-Jr.
Alpharetta, Ga. (Wesleyan HS)

#22

TATE MCKEERHP • R/R • 6-3 • 210 • Jr.
Kennesaw, Ga. (Mount Paran Christian)

#24

JACKSON BLAKELYRHP • R/R • 6-0 • 220 • So.
Thomaston Ga. (Upton-Lee HS)


#25

VAHN LACKEYC/INF • R/R • 6-2 • 215 • Jr.
Suwanee, Ga. (Collins Hill HS)

#26

JAMIE VICENSRHP • R/R • 6-5 • 202 • Fr.
Atlanta, Ga. (Marist School)


#29

MASON PATELRHP • R/R • 6-1 • 208 • Gr.
Knoxville, Tenn. (Georgia State)

#31

JUSTIN SHADEKRHP • R/R • 6-6 • 235 • R-So.
Kinnelon, N.J. (Rutgers)

#32

BRETT BARFIELDLHP • L/L • 6-1 • 215 • Sr.
Cumming, Ga. (Florida St.)

#34

DREW ROGERSC • R/R • 6-1 • 220 • So.
Tempe, Ariz. (Hamilton HS)


#35

JAKE LANKIERHP • R/R • 6-2 • 191 • R-So.
Alpharetta, Ga. (Georgia)


#37

DYLAN LOYLHP • L/L • 6-0 • 208 • Jr.
Pigeon Forge, Tenn. (Tennessee)

#39

TYLER NEISESOF • L/R • 6-3 • 225 • Jr.
Dalton, Ga. (Dalton HS)

#41

JUDSON HARTWELLINF • R/R • 6-3 • 215 • Fr.
Watkinsville, Ga. (Prince Ave. Christian)

#43

DIMITRI ANGELAKOSRHP • R/R • 6-1 • 214 • R-Fr.
Woodstock, Ga. (Etowah HS)

#49

KAYDEN CAMPBELLLHP • R/L • 6-2 • 205 • Jr.
Cincinnati, Ohio (Louisville)


#54

RILEY HASENSTABRHP • R/R • 6-2 • 218 • R-Fr.
Duluth, Ga. (Duluth HS)


#55

ADAM MCKELVEYLHP • L/L • 6-3 • 229 • So.
Roswell, Ga. (Roswell HS)

#99

PORTER BUURSEMARHP • R/R • 6-1 • 198 • Jr.
Woodstock, Ga. (Georgia Southern)

#13

JAMES RAMSEYHead Coach (1st Season)
8th year at Tech

#77

MATT TAYLORPitching Coach/Recruiting Coord.
3rd Season


#27

SCOTT STRICKLINAssistant Coach (1st Season)
7th Year at Tech


#48

JOSH SCHULMAN

Assistant Coach (2nd Season)



#3

JASON RICHMANDirector of Pitching
3rd Season

#1

TREY YUNGERDirector of Operations
1st Season