

GEORGIA TECH®

131ST SEASON • 36 NCAA REGIONAL APPEARANCES • 3 COLLEGE WORLD SERIES APPEARANCES • 10 ACC CHAMPIONSHIPS

2026 Official Game Notes | RamblinWreck.com | Contact: Anthony Brandt • abrandt@athletics.gatech.edu • (817) 757-6979

GEORGIA TECH BY THE NUMBERS

Overall Record.....	37-7
ACC Record.....	19-5
at Mac Nease Baseball Park.....	25-2
Road Games.....	10-4
Neutral Site Games.....	2-0
Streak.....	W6
Last 10.....	8-2

2026 SCHEDULE / RESULTS

Date	Opponent	Time/Result
2/13	BOWLING GREEN	W, 11-5
2/14	BOWLING GREEN	W, 27-4
2/14	BOWLING GREEN	W, 12-2 (7)
2/17	GEORGIA SOUTHERN	W, 25-1
2/20	STONY BROOK	W, 14-5
2/20	STONY BROOK	W, 10-5 (7)
2/21	STONY BROOK	W, 6-5 (10)
2/22	STONY BROOK	W, 21-3 (7)
2/24	GEORGIA STATE	L, 4-9
2/27	NORTHWESTERN	W, 17-3 (7)
2/28	NORTHWESTERN	W, 13-3 (7)
3/1	NORTHWESTERN	W, 14-6
3/3	GEORGIA STATE [^]	W, 4-1
3/6	VIRGINIA TECH	W, 16-1 (7)
3/7	VIRGINIA TECH	W, 14-5
3/8	VIRGINIA TECH	L, 6-9
3/10	WEST GEORGIA	W, 14-0 (7)
3/12	#8 CLEMSON	W, 10-0 (7)
3/13	#8 CLEMSON	W, 9-3
3/14	#8 CLEMSON	L, 7-13
3/17	#4 AUBURN	L, 2-9
3/20	PITTSBURGH	W, 11-9
3/21	PITTSBURGH	L, 9-14
3/22	PITTSBURGH	W, 12-4 (7)
3/27	#14 NC STATE	W, 3-1
3/28	#14 NC STATE	W, 6-4
3/29	#14 NC STATE	W, 10-0 (8)
3/31	#11 AUBURN	W, 13-3 (8)
4/2	CALIFORNIA	W, 17-2 (7)
4/3	CALIFORNIA	W, 7-2
4/4	CALIFORNIA	W, 9-3
4/7	KENNESAW STATE	W, 11-4
4/9	#5 FLORIDA STATE	W, 4-3
4/10	#5 FLORIDA STATE	W, 8-3
4/11	#5 FLORIDA STATE	W, 17-3 (7)
4/14	GEORGIA SOUTHERN	W, 13-9
4/17	#3 NORTH CAROLINA	L, 2-5
4/18	#3 NORTH CAROLINA	L, 4-14 (8)
4/19	#3 NORTH CAROLINA	W, 5-2
4/21	#5 GEORGIA*	W, 14-4 (7)
4/24	WAKE FOREST	W, 6-5
4/25	WAKE FOREST	W, 14-11
4/26	WAKE FOREST	W, 6-5
4/28	KENNESAW STATE	W, 10-7
5/1	XAVIER	7 pm
5/2	XAVIER	3 pm
5/3	XAVIER	1 pm
5/8	DUKE	7 pm
5/9	DUKE	3 pm
5/10	DUKE	1 pm
5/12	MERCER	6 pm
5/14	BOSTON COLLEGE	6 pm
5/15	BOSTON COLLEGE	2 pm
5/16	BOSTON COLLEGE	12 pm

5/19-24 ACC TOURNAMENT CHARLOTTE, N.C.

* Game held at Truist Park
[^] Game held at Gwinnett Field
 Home games in Gold

WEEKEND SERIES 12: No. 3 GEORGIA TECH vs XAVIER



GEORGIA TECH YELLOW JACKETS

Overall Record.....37-7, 19-5 ACC
 Ranking#3 D1, PG, NCBWA & Coaches / #4 BA
 Head CoachJames Ramsey
 Career Record37-7 (1st season)
 Record at GT.....Same
 Record Last Week.....3-0 vs WF / 1-0 at KSU



XAVIER MUSKETEERS

Overall Record.....21-25, 10-5 Big East
 Ranking.....None
 Head CoachBilly O'Conner
 Career Record235-233 (9th season)
 Record at XU.....Same
 Last Week.....1-2 vs St. John's / 1-0 at Miami (OH)

MATCHUPS AT A GLANCE

GT	OFFENSE	XU	GT	PITCHING/DEFENSE	XU
.356	Batting	262	4.68	ERA	6.70
.618	Slugging	433	365.2	IP	397.1
.469	On-Base Pct	353	0	CGs	0
114	Doubles	82	11	Saves	12
11	Triples	5	408/181	K/BB	357/206
88	Home Runs	59	.248	OBA	.301
287	Walks	162	35	Errors	48
35/40	SB/SBA	40/49	23	Double Plays	29

PROBABLE PITCHERS

Friday	Saturday	Sunday
 <p>Tate McKee #22 Jr. RHP 7-1 51.0 IP / 4.24 ERA 1.47 WHIP / 56 Ks</p>	 <p>TBA "Don't Worry, Be Happy" - Bobby McFerrin</p>	 <p>Jackson Blakely #24 So. RHP 5-1 41.1 IP / 3.05 ERA 1.21 WHIP / 43 Ks</p>

TOP STORYLINES

- The No. 3 ranked Yellow Jackets begin a seven game homestand, the final homestand of the regular season, this weekend when they host Xavier for a three-game series.
- GT is in the midst of the greatest regular season in the program's storied history, owning the best 44-game record (37-7) and the best ACC record (19-5) at this point in the season in 131 years of Tech Baseball
- Tech has won six games in a row and 19 of their last 21 games dating back to March 22, with nine of those wins coming against teams ranked in the Top 15.
- The Jackets have won 11 games against Top 15 teams (11-3) for the first time ever and lead the nation with 13 Quad 1 wins.
- James Ramsey is the only coach in Georgia Tech's 131-year history to own a 37-7 record.
- The Jackets have won six games in a row and 15 straight games in the state of Georgia, dating back to March 10.
- Tech is 20-1 in night games this season.
- The Jackets have swept three straight ACC Home series for the first time since 1997.
- GT is 25-2 at Mac Nease Baseball Park this season, the best 27-game home record since 2002. That record includes a streak of 13 straight wins, the 2nd longest active home winning streak in the nation, behind only Air Force (15).
- The Jackets own the best offense in the country and the best offense in modern college baseball history. In the 16 seasons of the BBCOR era, the 2026 Jackets have produced the best average (.354), on-base percentage (.468) and the most runs (457) of any Power Conference team after 11 weeks in the BBCOR era.
- The 2026 offense is currently on pace to set program records in batting average (.356 – record is .347), on-base percentage (.469 – record is .434), slugging percentage (.618 – record is .575) and runs-per-game (10.6 – record is 10.3).
- Tech leads Division I in five standard statistical categories: batting average (.356), on-base percentage (.469), slugging pct. (.618), OPS (1.087) and runs (467) and are Top 10 in multiple others: hits (2nd – 543), walks (2nd – 287), doubles (4th – 114) and home runs (8th – 88).
- The Jackets scoring average now stands at 10.6 runs/game this season. The program record is 10.3, set back in 1984.
- GT's 467 runs are already the 4th highest total for a single season in the program's BBCOR era (since 2011). With 10 games left in the regular season, the Jackets are on pace to break the single season scoring record for the BBCOR era by the end of the regular season (564 set in 2022 over 60 games).
- GT is outscoring its opponents 467-209, that +258 margin is the highest through 44 games in program history.
- The Jackets have already matched their record for 20-run games in a single season in the BBCOR era, with three – tying the record set in 2023 when the team did so over 57 games.
- Tech has scored 10 or more runs in 25 of its 44 games this season (56.8% of games).
- The Jackets made history on Saturday, April 25, overcoming a 10-0 deficit to defeat Wake Forest, 14-11. It was the largest come-from-behind win of the 21st century as the Jackets outscored the Demon Deacons 14-1 from the bottom of the second inning on, fueled by a 5-for-5, 6 RBI day from Jarren Advincula and 5.0 scoreless and hitless innings from freshman Cooper Underwood.
- The Jackets have swept 7 series this season, the most since 2010. Should the Jackets sweep any of their remaining three series this year, they would set a program record for the most sweeps in a single season for series of at least 3 games.
- The Jackets have five players batting at least .360, one of only two programs in the nation with more than three: Advincula (.427), Kerce (.375), Baker (.369), Burress (.365) and Lackey (.360).
- GT is the only Power 4 program to have seven players ranked in the national Top 150 for OBP, no other program has more than four: Advincula (.500), Baker (.495), Lackey (.488), Burress (.484), Schmidt (.469), Hernandez (.468) and Kerce (.468).
- The Jackets are the only program to have 3 players with more than 50 RBI: Advincula (56), Zuckerman (53) and Lackey (51).
- This will be the first meeting between Georgia Tech and Xavier since 2010, when the Yellow Jackets took two out of three games against the Musketeers. GT leads the all-time series, 7-1, with all eight games taking place in Atlanta.

2026 QUICK FACTS
GENERAL INFORMATION

School.....Georgia Institute of Technology (Georgia Tech)
Location.....Atlanta, Ga.
Enrollment.....53,067
Founded.....1885
Nickname.....Yellow Jackets, Ramblin' Wreck
Mascot....."Buzz" the Yellow Jacket
Official Colors.....Tech Gold and White
Conference.....Atlantic Coast Conference (ACC)
President.....Dr. Angel Cabrera
Faculty Athletic Representative.....Dr. Jenna Jordan
Director of Athletics.....Ryan Alpert
Website.....www.RamblinWreck.com

BASEBALL STAFF

Head Coach.....James Ramsey (1st season - 8th at Tech)
 Alma Mater, Year.....Florida State, 2012
Ast. Coach/Pitching/Recruiting Coord. Matt Taylor (3rd year)
 Alma Mater, Year.....Columbus State, 2017
Assistant Coach/Catchers.....Scott Stricklin (1st year)
 Alma Mater, Year.....Kent State, 1993
Assistant Coach/Base Runners.....Josh Schulman (2nd year)
 Alma Mater, Year.....Rochester, 2015 & Texas A&M, 2017
Director of Baseball Operations.....Trey Yunger
Strength and Conditioning.....Steve Tamborra
Athletic Trainer.....Paul Wolkoff
Equipment Manager.....Bill Shackelford
Director of Sports Psychology.....Dr. Jenny Kraska

HISTORICAL INFORMATION

Record Since 1895.....2,718-1,729-27 (.610)
Record at Mac Nease Baseball Park (since 1985)
1,075-349-1 (.754)
ACC Regular Season Record (since 1980)
646-479-2 (.574)
ACC Regular Season Championships (Divisional).....10
 1987, 1993, 1997, 2000, 2004, 2005, (2011, 2019, 2021), 2025
ACC Tournament Appearances.....44
ACC Tournament Record.....84-70 (.545)
ACC Tournament Championships.....9
 1985, 1986, 1987, 1988, 2000, 2003, 2005, 2012, 2014
NCAA Tournament Appearances.....36
 1959, 1971, 1985, 1986, 1987, 1988, 1989, 1990, 1991,
 1992, 1993, 1994, 1995, 1996, 1997, 1998, 2000, 2001,
 2002, 2003, 2004, 2005, 2006, 2008, 2009, 2010, 2011,
 2012, 2013, 2014, 2016, 2019, 2021, 2022, 2024, 2025
NCAA Tournament Record.....80-73 (.523)
NCAA Super Regional Appearances.....5
 2000, 2002, 2004, 2005, 2006
College World Series Appearances.....3
 1994 (2nd), 2002 (T-5th), 2006 (T-7th)
College World Series Record.....4-5 (.444)

STADIUM INFORMATION

Name.....Mac Nease Baseball Park at Russ Chandler Stadium
Year Opened.....1985
Last Renovated.....2020-21
Capacity.....3,194
Dimensions.....329-382-390-350-334
Fence Height.....10 feet
Address.....Fowler Street & Fifth Street, Atlanta, Ga. 30332

2026 TEAM INFORMATION

Lettermen Returning.....24
Starting Position Player.....8
Starting Pitchers.....2
Newcomers.....12

2025 YEAR IN REVIEW

Overall Record.....41-19
ACC Record.....19-11
ACC Finish.....Regular Season Champions
ACC Tournament.....1-1
Final Ranking.....No. 24

NO.	NAME	POS.	YR	B/T	HT	WT	HOMETOWN(LAST SCHOOL)
0	Michael Dee	INF	FR	R/R	6'2"	174	Stone Mountain, GA. (St. Pius X)
1	Parker Brosius	OF	SR	R/L	6'1"	200	Suwanee, GA. (Lambert HS)
2	Jarren Advincula	INF	JR	L/R	6'2"	195	Santa Clara, Calif. (California)
3	Carson Kerce	INF	JR	R/R	5'11"	200	Marietta, GA. (Pope HS)
4	Alex Hernandez	UTL/RHP	SO	R/R	6'2"	210	Cumming, GA. (Forsyth Central HS)
5	Dominic Stephenson	C/OF	FR	R/R	6'0"	208	Marietta, GA. (Harrison HS)
6	Caleb Daniel	OF	SO	L/R	6'0"	188	Cartersville, GA. (Cartersville HS)
7	Will Baker	INF/OF	SO	L/R	6'0"	197	Upper Coomera, Queensland, Australia
8	Drew Burress	OF	JR	R/R	5'9"	185	Houston County, GA. (Houston County HS)
9	Coleman Lewis	OF	FR	L/R	6'1"	220	Lake Park, GA. (Lowndes HS)
10	Kent Schmidt	INF	JR	L/R	6'0"	225	Marietta, GA. (Georgia Southern)
11	Ryan Zuckerman	INF	JR	R/R	6'4"	230	Yardley, PA. (Pittsburgh)
14	Cade Brown	OF/INF	SO	R/R	6'1"	210	Lilburn, GA. (Georgia)
15	Cooper Underwood	LHP	FR	L/L	6'1"	190	Acworth, GA. (Allatoona HS)
16	Charlie Willcox	RHP	FR	S/R	6'3"	218	Santa Rosa Beach, Fla. (South Walton HS)
18	Caden Gaudette	RHP	R-JR.	R/R	6'0"	207	Alpharetta, GA. (Milton HS)
19	Nathanael Coupet	C/INF	R-SO.	R/R	6'0"	218	Boynton Beach, FL (North Broward Prep)
20	Caden Spivey	RHP	SR	R/R	6'2"	193	Vidalia, GA. (Notre Dame)
21	Carson Ballard	RHP	SR	R/R	6'1"	195	Alpharetta, GA. (Wesleyan HS)
22	Tate McKee	RHP	JR	R/R	6'3"	210	Kennesaw, GA. (Mount Paran Christian)
24	Jackson Blakely	RHP	SO	R/R	6'0"	220	Thomaston GA. (Upson-Lee HS)
25	Vahn Lackey	C/INF	JR	R/R	6'2"	215	Suwanee, GA. (Collins Hill HS)
26	Jamie Vicens	RHP	FR	R/R	6'5"	202	Atlanta, GA. (Marist School)
29	Mason Patel	RHP	GR	R/R	6'1"	208	Knoxville, TN Georgia State)
31	Justin Shadek	RHP	R-SO	R/R	6'6"	235	Kinnelon, N.J. (Rutgers)
32	Brett Barfield	LHP	SR	L/L	6'1"	215	Cumming, GA. (Florida State)
34	Drew Rogers	C	SO	R/R	6'1"	220	Tempe, AZ (Hamilton HS)
35	Jake Lankie	RHP	R-SO	R/R	6'2"	191	Alpharetta, GA. (Georgia)
37	Dylan Loy	LHP	JR	L/L	6'0"	208	Pigeon Forge, Tenn. (Tennessee)
39	Tyler Neises	OF/INF	JR	L/R	6'3"	225	Dalton, GA. (Dalton HS)
41	Judson Hartwell	INF/OF	FR	R/R	6'3"	215	Watkinsville, Ga. (Prince Avenue Christian)
43	Dimitri Angelakos	RHP	R-FR	R/R	6'1"	214	Woodstock, GA. (Etowah HS)
49	Kayden Campbell	LHP	SR	R/L	6'1"	210	Cincinnati, OH (Louisville)
54	Riley Hasenstab	RHP	R-FR	R/R	6'2"	218	Duluth, GA. (Duluth HS)
55	Adam McKelvey	LHP	SO	L/L	6'4"	248	Roswell, GA. (Roswell HS)
99	Porter Buursema	RHP	JR	R/R	6'1"	200	Woodstock, GA. (Georgia Southern)

Coaching Staff

Head Coach – James Ramsey (1st Season)
Assistant Coach/Pitching/Recruiting Coord. – Matt Taylor (3rd Season)
Assistant Coach – Scott Stricklin (1st season)
Assistant Coach – Josh Schulman (2nd season)
Director of Pitching - Jason Richman (3rd Season)
Director of Operations - Trey Yunger (1st season)
Player Development Coach - Steve Tamborra (26th season)
Athletic Trainer - Paul Wolkoff (17th season)
Director of Sports Psychology - Dr. Jenny Kraska (2nd Season)

PRO-NUN-SEE-AY-SHUN GUIDE

MICHAEL DEE....."D"
 PARKER BROSIOUS.....BRO-ZHUS
 JARREN ADVINCULA.....AD-VINK-YOU-LA
 CADEN GAUDETTE.....GOD-DET
 NATHANAEL COUPE.....COO-PAY
 CADEN SPIVEY.....SPY-VEE
 VAHN LACKEY.....LIKE "VAUGHN"
 JAMIE VICENS.....VI-SENS
 JUSTIN SHADEK.....SHAD-ICK
 TYLER NEISES.....NICE-IS
 DIMITRI ANGELAKOS.....AN-GEL-LAH-KOS
 RILEY HASENSTAB.....HAAS-IN-STOB
 ADAM MCKELVEY.....MICK-KEL-VEE
 PORTER BUURSEMA.....BIR-SIM-AH
 JOSH SCHULMAN.....SHOOL-MAN



RECRUITING SUCCESS

• Tech has now signed top-5 classes in four of the last seven years, top-10 classes in five of the last seven years, and had six-straight top-20 Perfect Game recruiting classes, leading the Atlantic Coast Conference in all categories.

• The 2025 class was ranked No. 28 overall, due to only having nine commits. Although the average player grade came in at 6.44 - the 15th best in the nation.

• The class featured three signees that signed MLB contracts, notably Ryan Mitchell (2nd round pick by the Cardinals) and Ryan Hall (5th round pick by the Tigers)

• It also features **Cooper Underwood**, the No. 1 LHP from the state of Georgia and the 2025 Prep Baseball Georgia Player of the Year out of Allatoona HS. He turned down a 7 figure signing bonus from the Brewers after they selected him in the 12th round of the 2025 MLB Draft.

• Underwood was named the third starter for the opening weekend series, becoming the first true freshman pitcher to start on opening weekend for the Yellow Jackets since Adam Finateri in 2022.

JACKETS FROM 2025 NO. 28 RECRUITING CLASS

Name	Hometown	Position	PG National Ranking
Michael Dee	Stone Mountain, Ga.	INF	---
Judson Hartwell	Watkinsville, Ga.	INF	317
Coleman Lewis	Lake Park, Ga.	OF	214
Dominic Stephenson	Marietta, Ga.	C/OF	152
Cooper Underwood	Acworth, Ga.	LHP	118
Jamie Vicens	Atlanta, Ga.	RHP	201
Charlie Willcox	Santa Rosa Beach, Fla.	RHP	73

• The 2024 freshman class was rated No. 2 in the nation and featured two players ranked in PG's National top-100: Drew Rogers (No. 23 prospect / No. 3 Catcher) and Alex Hernandez (No. 96 prospect / No. 8 3B).

JACKETS FROM 2024 NO. 2 RECRUITING CLASS

Name	Hometown	Position	PG National Ranking
Dimitri Angelakos	Woodstock, Ga.	RHP	---
Will Baker	Upper Coomera, Queensland, Australia	INF	---
Jackson Blakely	Thomaston, Ga.	RHP	---
Caleb Daniel	Cartersville, Ga.	UTL	187
Riley Hasenstab	Duluth, Ga.	RHP	---
Alex Hernandez	Cumming, Ga.	RHP/INF	96
Adam McKelvey	Roswell, Ga.	LHP	---
Drew Rogers	Tempe, Ariz.	C	23

JACKETS FROM 2023 NO. 5 RECRUITING CLASS

Name	Hometown	Position	PG National Ranking
Drew Burress	Houston County, Ga.	OF	18
Nathanael Coupet	Boynton Beach, Fla.	C	494
Carson Kerce	Marietta, Ga.	INF	334
Vahn Lackey	Suwanee, Ga.	C	---
Tate McKee	Kennesaw, Ga.	RHP	123
Tyler Neises	Dalton, Ga.	INF	---

JACKETS FROM 2022 NO. 3 RECRUITING CLASS

Name	Hometown	Position
Parker Brosius	Suwanee, Ga.	OF
Caden Gaudette	Alpharetta, Ga.	RHP
Carson Ballard	Alpharetta, Ga.	RHP

PRODUCTION FROM THE PORTAL

• Georgia Tech's lifeblood lies in high school recruiting but in modern college baseball, portal pickups have become a necessity and Tech has used it to collect key pieces of what the college baseball world believes is a national championship caliber roster in 2026.

JACKETS FROM THE TRANSFER PORTAL

Name	Position	Year at Tech	Past School
Jarren Advincula	INF	1st	California
Brett Barfield	LHP	3rd	Florida St
Cade Brown	INF	1st	Georgia
Porter Buursema	RHP	2nd	Georgia Southern
Kayden Campbell	LHP	2nd	Louisville
Jake Lankie	RHP	2nd	Georgia
Dylan Loy	LHP	1st	Tennessee
Mason Patel	RHP	3rd	Georgia St
Kent Schmidt	INF	2nd	Georgia Southern
Justin Shadek	RHP	1st	Rutgers
Caden Spivey	RHP	2nd	Notre Dame
Ryan Zuckerman	INF	1st	Pitt

CARDIAC JACKETS

• Since James Ramsey joined the Jackets, in 2019, Tech is 45-27 (.625 winning pct.) in one-run games.

• This past weekend, vs. Wake Forest, the Jackets won a pair of one-run contests, 6-5, erasing deficits of 4-1 and 5-4 in each game.

GT BASEBALL RECORD IN 1-RUN GAMES - SINCE 2002

Year	Record	Pct.
2026	4-0	1.000
2025	7-4	.636
2024	4-3	.571
2023	4-6	.400
2022	6-3	.667
2021	8-4	.667
2020	2-2	.500
2019	10-5	.667
2018	4-5	.444
2017	3-9	.250
2016	8-5	.615
2015	9-3	.750
2014	8-10	.444
2013	8-6	.571
2012	9-7	.563
2011	5-5	.500
2010	5-2	.714
2009	7-3	.700
2008	9-4	.692
2007	5-5	.500
2006	9-6	.600
2005	9-9	.500
2004	10-5	.667
2003	7-4	.636
2002	10-3	.769
TOTAL	168-118	.587

RAMMER TIME - A NEW ERA OF TECH BASEBALL

• 2026 is the first season for new Head Coach **James Ramsey** who had been serving as an assistant coach for the past seven seasons.

• Since Ramsey took over coaching the offense in 2019, Georgia Tech leads the ACC in batting average (.313), OPS (.936), OBP (.415), slugging (.521), hits (4,504), doubles (910), runs (3,404) and SAC Flies (228), they are second in triples (95) and RBI (3,141) and HR (635).

• Ramsey takes over for the legendary head coach, and Hall of Famer, **Danny Hall**, who retired after his 32nd season in 2025 with the ninth-most wins in college baseball history - 1,452

• This is the first time GT has had a new head coach since Hall took over in 1994, leading the Yellow Jackets to the College World Series final on the backs of three 1st round picks: Nomar Garciaparra, Jason Varitek & Jay Payton.

• This season, Ramsey takes over a team with similar expectations and possibly more 1st round picks. Drew Burress is considered the top outfielder in the upcoming draft along with Vahn Lackey, the top catcher in the class. Jarren Advincula and Alex Hernandez are both projected as Top 50 prospects with the opportunity to play themselves into the 1st round with a strong 2026.

Returning the Culture

• Georgia Tech baseball returns eight of the nine players from the starting lineup of the opening game of the Oxford Regional last season: CF Drew Burress, 1B Kent Schmidt, RF Alex Hernandez, C Vahn Lackey, LF Caleb Daniel, 3B Carson Kerce, 2B Will Baker and DH Drew Rogers.

• The Jackets return 11 hitters from last years team, returning 519 hits (82%), 119 doubles (80%), nine triples (75%) 72 home runs (77%) and 375 RBI (80%).

• They return the 2025 team-leaders in batting average (Kent Schmidt - .397), slugging pct. (Drew Burress - .693), on-base pct. (Drew Burress - .469), runs scored (Drew Burress - 77), hits (Vahn Lackey and Alex Hernandez - 77), RBI (Alex Hernandez - 69), doubles (Drew Burress - 23) and home runs (Drew Burress - 19)

• Alex Hernandez was named 2025 ACC Freshman of the Year, giving Tech back-to-back ACC Freshman of the Year after Drew Burress took home the award in 2024. Georgia Tech was already the only program in conference history to win the award in back-to-back seasons after doing so in 1991 (Jason Varitek) and 1992 (Nomar Garciaparra) - now having done so twice.

• Hernandez became the 7th Yellow Jacket to win Freshman of the Year, joining GT legends Drew Burress (2024), Matt Wieters (2005), Micah Owings (2003), Mark Teixeira (1999), Nomar Garciaparra (1992), and Jason Varitek (1991).

• He earned the award after setting a Georgia Tech freshman record with 69 RBI.

• Georgia Tech is now tied with North Carolina for the most freshman of the year awards in ACC history. Since the conference first began awarding them back in 1991, GT and UNC are the only programs with more than five.

• Burress earned his ACC FOTY award and the National Freshman of the Year honor after slugging .821 in 2024- the highest single season slugging percentage in program history, with a minimum of 200 at bats. It was the 4th highest slugging percentage in a single season by a Yellow Jacket, the best since 1926 and the first .800+ slugging season in 45 years (Tommy Thompson (.811) – 1979).

HIGHEST SLUG % - SINGLE SEASON - GT HISTORY

Name	TB-AB	Slugging %	Season
1. Tom Angley	93-100	.930	1926
2. Bobby Reeves	97-109	.890	1926
3. Doug Wycoff	81-98	.827	1926
4. Drew Burress	179-218	.821	2024
5. Tom Angley	68-83	.819	1925
6. Tommy Thompson	103-127	.811	1979
7. Jason Varitek	182-228	.798	1993
8. Nomar Garciaparra	213-274	.777	1994
9. Mark Teixeira	186-241	.772	2000
10. Riccardo Ingram	179-237	.755	1987

• The Jackets lineup, lauded by D1 Baseball's Aaron Fitt as "the best position player group...and it's not even close," returns All-Americans Drew Burress and Alex Hernandez, Freshman All-American Caleb Daniel and Buster Posey Award semifinalist Vahn Lackey.

• Tech led the nation in doubles last season (149) and return 119 of those to the lineup this year, while adding in Jarren Advincula (17) & Ryan Zuckerman (16).

2025 NATIONAL RANKINGS - DOUBLES

Rank	Team	Conference	Doubles
1.	Georgia Tech	ACC	149
1.	Arizona State	Big 12	149
1.	High Point	Big South	149
4.	New Mexico	Mountain West	148
4.	Murray St.	Missouri Valley	148
6.	Austin Peay	ASUN	141
7.	USC Upstate	Big South	140
8.	Arizona	Big 12	137
9.	California Poly	Big West	136
9.	LSU	SEC	136

• The Jackets were the only Power 4 team with three players at 20+ doubles last year: Burress (23), Kyle Lodise (20) & Carson Kerce (20)

• Tech also returns 60 % of its innings pitched from 2025, including Friday night starter Tate McKee and National Stopper of the Year Finalist/NCBWA All-American, Mason Patel.

• The Jackets pitching staff delivered a 9.37 K/9 rate last season, the third highest in program history.

2025 REGULAR SEASON ACC CHAMPIONS

• The Yellow Jackets won their 10th ACC regular season championship with an ACC leading 19 wins in conference play.

• It was the first outright Atlantic Coast Conference regular-season championship in 20 years: 1987, 1993, 1997, 2000, 2004, 2005, 2011 and now 2025 (Divisional titles in 2019 and 2021).

• In true #CardiacJackets form, the team clinched the regular season title on the final day of conference play, with an 8-2 victory at Duke in which Drew Burress went 4-for-4 in the win, reaching base five times with a single, two doubles, a home run and a hit-by-pitch for his 5th-career four-hit game and his second of the weekend.

• Tech finished the 2025 season with a 41-19 record, the best winning percentage since 2019.

• GT pitching held opponents to 8.84 hits-per-nine innings this year, the lowest mark in over a decade (8.43 in 2014).

• The Jackets finished with a 13-7 record on the road (.650 winning %) – tied for the best road record since 2011 (14-3) and the 5th-best road record with at least 20 games played in program history.

• Vahn Lackey was named a semifinalist for the Buster Posey National Collegiate Catcher of the Year award. Georgia Tech is one of three programs with multiple Buster Posey Award winners (Kevin Parada in 2022 and Joey Bart in 2018), alongside Florida State and Southern California.

• Mason Patel became the first finalist for the National Stopper of the Year award in program history, after becoming the first Yellow Jacket in program history to win 11 games without making a single start. His 11 wins last year was the 13th-most in a single season in GT history, most since Kyle Bakker posted 13 wins in 2002.

THE JACKETS RAKE WITH RAMSEY

• Since Ramsey took over coaching the offense in 2019, Georgia Tech leads the ACC in batting average (.313), OPS (.936), OBP (.415), slugging (.521), hits (4,504), doubles (910), runs (3,404) and SAC Flies (228), they are second in triples (95) and RBI (3,141) and HR (635).

• Over Ramsey's tenure, the Georgia Tech offense has led the nation in multiple categories and have been the class of the ACC - one of the nations most difficult conferences.

GEORGIA TECH — 2025 FINAL NAT'L/ACC RANKS

Category	No.	D1 Rank	ACC Rank
Doubles	149	1st	1st
SAC Flies	40	1st	1st
Doubles per game	2.48	7th	1st
Slugging %	.540	11th	2nd
Batting Average	.315	12th	1st
Runs	506	22nd	4th
Hits	632	25th	3rd
Scoring	8.4	26th	2nd
On-Base %	.416	28th	3rd
Home Runs	93	30th	4th

GEORGIA TECH — 2024 FINAL NAT'L/ACC RANKS

Category	No.	D1 Rank	ACC Rank
Base on Balls	360	10th	3rd
On-Base Percentage	.420	17th	2nd
Batting Average	.305	29th	6th
Slugging Percentage	.516	30th	7th

GEORGIA TECH — 2023 FINAL NAT'L/ACC RANKS

Category	No.	D1 Rank	ACC Rank
Doubles/Game	2.49	3rd	2nd
Average	.323	4th	2nd
Doubles	142	10th	2nd
Slugging percentage	.538	11th	1st
On-base percentage	.416	15th	3rd

GEORGIA TECH — 2022 FINAL NAT'L/ACC RANKS

Category	No.	D1 Rank	ACC Rank
Runs per game	9.4	3rd	1st
Average	.327	1st	1st
On-base percentage	.419	6th	2nd
Slugging percentage	.551	5th	2nd
Home runs	115	10th	3rd

GEORGIA TECH — 2021 FINAL NAT'L/ACC RANKS

Category	No.	D1 Rank	ACC Rank
Doubles	127	8th	1st
Hits	566	25th	2nd
Home Runs	73	27th	5th

GEORGIA TECH — 2020 FINAL NAT'L/ACC RANKS

Category	No.	D1 Rank	ACC Rank
SAC Flies	14	3rd	1st
Doubles	35	28th	7th

* 2020 season cut short after 16 games

GEORGIA TECH — 2019 FINAL NAT'L/ACC RANKS

Category	No.	D1 Rank	ACC Rank
SAC Flies	41	4th	1st
Walks	357	7th	3rd
Batting Average	.297	22nd	1st
On-Base %	.406	11th	1st
Runs	464	16th	3rd
Scoring	7.5	16th	3rd
Hits	635	17th	2nd
Slugging %	.459	27th	3rd

HITTING
LIVING UP TO EXPECTATIONS IN 2026

- The Yellow Jackets offense entered the 2026 season with as lofty of expectation as you can imagine, being lauded as "the best position player group... and it's not even close," by D1 Baseball's Aaron Fitt. Additionally, D1 Baseball's Bradley Smart gushed over the talent in the Tech lineup when he said, "This position player group has a chance to be the best in the country. Full Stop."
- Through 43 games, the Jackets have lived up to the hype, exploding for a Power 4 BBCOR era record 417 runs against Bowling Green (50), Georgia Southern (38), Stony Brook (51), Georgia State (8), Northwestern (44), Virginia Tech (36), West Georgia (14), Clemson (28), Auburn (15), Pitt (32), NC State (19), California (33), Kennesaw State (11), Florida State (29), North Carolina (11), Georgia (15) & Wake Forest (26).
- 457 runs through the first 43 games of the season is the most in the program's 131-year history & the + 255 margin of victory is also the largest in program history.
- Tech has scored 10 or more runs in 24 of its 43 games this season (55.8% of games).
- The Jackets are the only Power 4 team, and one of only three programs in the BBCOR era to record this many runs through the first 11 weekends of a regular season. (New Mexico State (2019) and Tennessee Tech (2018)).
- GT holds the Power 4 BBCOR era record for the highest batting average (.354), on-base percentage (.468) and the most runs (457) through 11 weeks.
- The 50 runs against BGSU were the most Tech has ever scored over an opening weekend series.
- The 50-11 overall score was the largest margin of victory (39) for a three-game series since Tech swept Western Carolina by a 47-run margin back in 2019.
- The 27 run outburst in the second game of the series vs. Bowling Green is tied for the most runs scored by GT in a single game since 1994 – Danny Hall's first year with Georgia Tech, and the year the Yellow Jackets finished runners-up at the College World Series.
- The Jackets went on to win their three non-conference weekend series by at least a 30-run margin: +39 vs. BGSU, +33 vs. Stony Brook and +32 vs. Northwestern.
- 25 runs at Georgia Southern are the most GT has ever scored in the series' 145 game history, while the 24-run victory was the largest margin of victory in the BBCOR era (since 2011) and the largest since defeating Virginia Tech by 25 runs on May 14, 2005 (27-2).
- Tech delivered its third 20+ run game of the season on Sunday against Stony Brook (Feb. 22). It was the third 20-run game of the season, matching the BBCOR era record for a single season and the most, overall, since 2010.
- GT smashed Virginia Tech 16-1 in its ACC opener, the most in an ACC opener since scoring 25 against Maryland in 1995.
- The 15-run margin of victory is the most in Tech has had an ACC game since beating Clemson, 18-2, last year. They matched that 15-run margin earlier this month, defeating Cal 17-2 (7) in that series opener.
- Tech would go on to defeat Cal 33-7 over the series, the

largest margin of victory in an ACC series since 2011.

- GT set a program record with three straight run-rule victories over Power 4 competition: 10-0 (8) vs. No. 14 NC State / 13-3 (8) vs. No. 11 Auburn / 17-2 (7) at Cal.
- The 13-3 (8) win over No. 11 Auburn was played in front of the largest midweek crowd in Mac Nease Baseball Park history (4,033). It was the first game decided by run-rule in program history against an SEC team, giving Tech a 1-0 record vs. the SEC in games decided by a run-rule.
- The 13 runs scored were the most Tech has put up on an SEC opponent since scoring 13 against Georgia in 2013 and the most runs Tech has scored against Auburn since scoring 20 against them back in 2004.
- Tech scored 29 runs in a series sweep over No. 5 Florida State winning the series 29-9 overall, the largest score differential in a series against the Seminoles in program history.
- The Florida State series was the first sold-out series in program history, with a record 12,585 fans in attendance.
- After dropping its first series of the season at No. 3 North Carolina, the Jackets bounced back with a 14-4 (7) run-rule victory over their arch rivals, No. 5 Georgia.
- The 14 runs were the most Tech has scored against Georgia since hanging 15 runs on them back in 2011.
- Tech has now won back-to-back games over SEC opponents via run-rule: 13-3 (8) vs. No. 11 Auburn and 14-4 (7) over Georgia, averaging 1.9 runs per inning in those contests.
- For the season, the Jackets are outscoring SEC opponents 29-17 across three games, an average of 9.67 runs/game.
- The Jacket offense was called upon to erase a 10-0 deficit last Saturday vs. Wake Forest. After falling behind by 10 runs, Tech was forced to endure an 87 minute rain delay, when the delay ended the Jackets scored 14 of the next 15 runs, taking the lead in the seventh inning thanks to a five-run inning. It was the largest comeback by any Tech team in the 21st century.

DOMINATING THE COUNTRY'S BEST

- For the first time in program history, the Jackets have won 11 games over Top 15 ranked opponents.
- The Jackets have played just under half of their total games against Top 15 teams (11-4) and are coming off a stretch of 7 of their last 8 games against Top 5 teams, where they went 5-2 with two run-rule victories.

Opponent	Date	Score
at No. 8 Clemson	March 12	W, 10-0 (7)
at No. 8 Clemson	March 13	W, 9-3
at No. 8 Clemson	March 14	L, 7-13
at No. 4 Auburn	March 17	L, 2-9
vs. No. 14 NC State	March 27	W, 3-1
vs. No. 14 NC State	March 28	W, 6-4
vs. No. 14 NC State	March 29	W, 10-0 (8)
vs. No. 11 Auburn	March 31	W, 13-3 (8)
vs. No. 5 Florida State	April 9	W, 4-3
vs. No. 5 Florida State	April 10	W, 8-3
vs. No. 5 Florida State	April 11	W, 17-3 (7)
at No. 3 North Carolina	April 17	L, 2-5
at No. 3 North Carolina	April 18	L, 4-14 (8)
at No. 3 North Carolina	April 19	W, 5-2
vs. No. 5 Georgia	April 21	W, 14-4 (7)

- The Jackets have won five of the games against Top 15 teams via mercy-rule and are outscoring their opponents 114-67.
- Drew Burress has been excellent in these games, posting a .344 / .444 / .574 slash line while leading the team in runs scored (20) and RBI (15) - tied with Advincula and Kerce for the RBI lead.
- Another key factor in the Jackets success over Top 15 teams has come from the bullpen. Tech is outscoring its Top 15 opponents 43-11 the from the 6th inning on, thanks to a 3.05 bullpen ERA.
- Mason Patel has delivered 10.1 scoreless innings out of the bullpen along with 12.1 innings and a 2.92 ERA from Caden Gaudette.

SETTING THE TONE IN THE SERIES

- Tech won the series opener of its first nine series this season for the first time in program history.
- Georgia Tech has been dominant in series openers this season, winning 10 out of 11 by a combined score of 111-39, including four run-rule victories: 17-3 (7) vs. Northwestern / 16-1 (7) vs. Virginia Tech, 10-0 (7) at No. 8 Clemson and 17-2 (7) at California.
- Tech is outscoring opponents 69-26 in its eight ACC series openers, an average of 8.6 runs for & 3.25 against.
- A major factor in the Jackets' incredible series starts has been the starting pitcher, Tate McKee. He has made 27 consecutive series opening starts, leading GT to a 22-5 record in those games, including a string of 12 straight wins from May 15, 2025- April 17, 2026
- McKee is the only pitcher in Division I to have started every series opener for his team since the start of 2025.

NO LEAD IS SAFE AGAINST GEORGIA TECH

- The Jackets are a remarkable 14-4 this season when their opponent scores first, overcoming leads of as many as 10 runs (vs. Wake Forest on April 25) proving that no lead is safe against the Yellow Jackets.
- In the 18 games in which Tech has surrendered the first run, GT has a 4.6 margin of victory (193-109).

Opponent	Date	Deficit	Result
Bowling Green	Feb 14	0-2	W, 27-4
Stony Brook	Feb. 20	0-3	W, 10-5 (7)
Northwestern	Feb. 27	0-2	W, 17-3 (7)
Northwestern	March 1	0-4	W, 14-6
Virginia Tech	March 8	0-2	L, 6-9
at No. 8 Clemson	March 14	0-2	L, 7-13
No. 11 Auburn	March 31	0-3	W, 13-3 (8)
Kennesaw State	April 7	0-3	W, 11-4
No. 5 Florida State	April 9	0-3	W, 4-3
No. 5 Florida State	April 10	0-1	W, 8-3
No. 5 Florida State	April 11	0-1	W, 17-3 (7)
Georgia Southern	April 14	0-4	W, 13-9
at No. 3 North Carolina	April 17	0-5	L, 2-5
at No. 3 North Carolina	April 18	0-7	L, 4-14 (8)
vs. No. 5 Georgia	April 21	0-2	W, 14-4 (7)
Wake Forest	April 24	0-3	W, 6-5
Wake Forest	April 25	0-10	W, 14-11
Wake Forest	April 26	0-1	W, 6-5

GENERATIONAL OFFENSE

- The Yellow Jackets enter this weekend as the best offense in the country and the best offense in modern college baseball history. In the 16 seasons of the BBCOR era, the 2026 Yellow Jackets have produced the best batting average (.354), on-base percentage (.468) and the most runs (457) of any Power Conference team after 11 weeks in the BBCOR era.

- The 2026 offense is currently on pace to set program records in batting average (.356 – record is .347), on-base percentage (.469 – record is .434), slugging percentage (.618 – record is .575) and runs-per-game (10.6 – record is 10.3).

- Tech leads Division I in five standard statistical categories: batting average (.356), on-base percentage (.469), slugging pct. (.618), OPS (1.087) and runs (467) and are Top 10 in multiple others: hits (2nd – 543), walks (2nd – 287), doubles (4th – 114) & home runs (8th – 88).

- The Jackets also lead Division I in five advanced stats: BABIP (.412) WOPA (.485) WRC (448) WRAA (152) and WRC+ (151).

- The Jackets are the only team with an OPS over 1.060 (1.087) leading by .032 over the next closest team (Georgia - 1.055).

- Tech is the only team in Division I with an OBP over .460 - .017 points ahead of the next best team: Pitt (.452).

- The Jackets are scoring an average of 1.0 runs/game more than the next closest team - Texas A&M (9.6).

- GT is winning games at a 5.9 average margin, nearly a full run more than the next closest team (UCLA - 5.2).

- Tech leads the nation with 8 regular starters posting an OPS over 1.000

- The Jackets are at their most dangerous with two outs, delivering 181 2-out RBI this season - 42.9% of all runs driven in.

GEORGIA TECH — 2026 NAT'L/ACC RANKS

Category	No.	D1 Rank	ACC Rank
OPS	1.087	1	1
Batting Average	.356	1	1
On-Base %	.469	1	1
Slugging %	.618	1	1
Runs	467	1	1
Scoring (Runs/Game)	10.5	1	1
BABIP	.412	1	1
WOPA	.485	1	1
WRC+	151	1	1
WRC	448	1	1
WRAA	152	1	1
Hits	543	2	1
Walks	287	2	2
Doubles	114	4	1
Doubles/Game	2.59	4	1
Home Runs	88	8	1
HR/Game	2.00	8	2

- Earlier this season, vs. West Georgia on March 10, junior Vahn Lackey made GT history by becoming the first player in recorded history to play eight different defensive positions in a single game, every position but pitcher. He went 3-for-4 at the plate, finishing a single shy of the cycle to earn ACC Player of the Week and Perfect Game National Player of the Week honors.

- Drew Burress has hit a BBCOR era program record 53 home runs over his GT career, the fourth-most HRs by a Yellow Jacket and four homers shy of the record (57) set by Jason Varitek (1991-94). He has hit home runs in each of his last two games and is one away from becoming the first Yellow Jacket to secure three-straight 10+ HR seasons since Kel Johnson from 2015-17

- He leads the ACC and is 5th nationally with 61 runs scored this season. He has scored 211 runs over his career, the first Yellow Jacket in the BBCOR era to record 200 runs, and the 10th most in program history, two away from Tony Plagman (2007-10) for ninth.

- He is the reigning ACC Player of the Week and has been on a tear in the last month (since March 28), leading the team in batting average (.481), runs (32), hits (39), doubles (7 – tied with Kerce), triples (2 – tied with Advincula), extra-base hits (13), slugging (.765) and on-base percentage (.553) over the last 19 games. Even more impressive is the fact that 10 of the 19 games in that stretch have come against teams ranked in the Top 15.

- Jarren Advincula has become the best hitter in college baseball this season. He leads the nation with 79 hits, on pace to become the first 100-hit player at GT since 2005 (Wes Hodges & Tyler Greene).

- He has delivered multiple hits in 27 games this season (61.4 % of his games) while recording a strikeout in only 13 games. Advincula is one of the toughest to strike out in the ACC, striking out only once for every 12.3 at bats in 2026, 2nd behind only NC State's Rett Johnson (13.2 at bats).

- Advincula is the reigning Perfect Game National Player of the Week, Tech's second national player of the week this season.

- Carson Kerce leads Power 4 with 23 doubles this season, the second most in the NCAA and tied for the Georgia Tech BBCOR era record for doubles in a single season (tied with Jacob Esch (2011) and Drew Burress (2025)). He is averaging 0.52 doubles/game which puts him on pace for 28 by the end of the regular season. The program record is 27, set by Jay Payton in 1994.

Will Baker has hit 18 doubles this season, the 3rd most in Power 4 and 13th most in the nation. He would be leading the ACC were it not for Kerce.

- The Jackets have five players batting at least .360, one of only two programs in the nation with more than three: Jarren Advincula (.427), Carson Kerce (.375), Will Baker (.369), Drew Burress (.365) and Vahn Lackey (.360).

- GT is the only program to have seven players ranked in the national Top 150 for OBP, no other program has more than four: Jarren Advincula (.500), Will Baker (.495), Vahn Lackey (.488), Drew Burress (.484), Kent Schmidt (.469), Alex Hernandez (.468) and Carson Kerce (.468).

- The Jackets are the only program to have three players with more than 50 RBI: Jarren Advincula (56), Ryan Zuckerman (53) and Vahn Lackey (51).

2026 NAT'L/ACC RANKS - INDIVIDUAL

Player	Category	No.	D1 Rank	ACC Rank
Jarren Advincula	Hits	79	1	1
Carson Kerce	Doubles	23	2	1
Drew Burress	Runs	61	5	1
Jarren Advincula	Avg.	.427	6	2
Will Baker	Doubles	18	13	2
Vahn Lackey	Runs	56	17	3
Jarren Advincula	RBI	56	18	4
Kent Schmidt	SAC Flies	6	20	3

STREAKS

- The Jackets hold a number of hitting and on-base streaks this season

Active Hitting Streaks - GT Baseball

Name	Hit Streak	Since	Longest
Jarren Advincula	12 games	April 9	15
Drew Burress	7 games	April 18	12
Will Baker	5 games	April 21	7
Caleb Daniel	3 games	April 25	7
Kent Schmidt	3 games	April 25	11
Carson Kerce	3 games	April 25	7

- Drew Burress has now delivered six straight multi-hit games dating back to April 19, a new career best.

Active On-Base Streaks - GT Baseball

Name	On Base Streak	Since	Longest
Jarren Advincula	12 games	April 9	24
Kent Schmidt	8 games	April 17	26
Drew Burress	7 games	April 18	56
Carson Kerce	7 games	April 18	18
Vahn Lackey	6 games	April 19	30
Will Baker	5 games	April 21	15

- Drew Burress held a 56 game on-base streak from April 28, 2024 - April 19, 2025 - the 5th longest on-base streak in program history, and the longest since 2007.

Longest On-Base Streaks - GT Baseball History

Name	Started	Ended	Streak
Danny Payne	2006	2007	80
Scott Jordan	1984	1985	79
Jason Varitek	1993	1994	65
Mark Teixeira	2000	2001	58
Richard Lewis	2000	2001	56
<i>Drew Burress</i>	<i>April 28, 2024</i>	<i>April 19, 2025</i>	<i>56</i>

- Earlier this season, Vahn Lackey set a career high with an 11 game hit streak.

- Advincula's had a 15-game hitting streak snapped vs. Kennesaw State, tied for the longest streak of his college career & the longest by any Jacket this season. He's gotten a hit in every game since.

- Kent Schmidt set a career high with a 26 game on-base streak that extended back into 2025.

- Alex Hernandez held a 34 game on-base streak, reaching base in the first 31 games he played in 2026. It was the longest on-base streak since Burress' 56 game streak across 2024-25.

Last Friday: GT 6 - Wake Forest 5

- Jarren Advincula reached base three times, being hit by a pitch in each of his first two at bats before delivering a two-run home run in his third plate appearance.
- He drove in his 50th RBI of the season and has produced his first career 50 RBI season after having a combined 64 RBI in each of his previous two seasons.
- He hit his seventh HR of the season, marking a new career high for a single season after hitting six last year.
- Drew Burress extended his hitting streak with a 2-for-5 game tonight, hitting a pair of singles and reaching base on an error. He came around to score two runs, the first and last run of the night for Tech.
- Will Baker connected for a pair of doubles, going 2-for-3, including an RBI double in the fifth inning to give GT its first lead of the game. It was his second multi-double game of the year after also doing so at No. 8 Clemson earlier this season (March 14).
- Baker has hit 17 doubles this season, the second most on the team aside from NCAA leader Carson Kerce.
- Vahn Lackey produced his 16th multi-hit game of the season, connecting for a single in the Jackets' four-run fifth inning before singling home Burress for what would become the game winning run in the sixth.

Last Saturday: GT 14 - Wake Forest 11

- Georgia Tech erased a 10 run deficit, the program's largest comeback since at least the turn of the century.
- The Jackets secured their 10th series win of the season, matching their total number of series wins from last season and the most series wins since 2019.
- GT won the game despite allowing double-digit runs for the first time since beating Florida State 11-10 two seasons ago.
- The Jackets improve to 9-1 in nationally televised games this season.
- Jarren Advincula recorded his first career 5-for-5 day at the plate and recorded a career-high six RBI.
- He hit a two RBI doubles, a two-run home run and the go-ahead two-run single in the seventh inning to lift the Jackets to the come-from-behind win.
- He took over the team-lead for RBI this season, now standing at 56 RBI after producing a combined 64 RBI in each of his previous two seasons.
- He hit his eighth HR of the year and second in as many days. Advincula is now fourth on the team in home runs and just three homers away from matching his previous career total after two full seasons (11).
- He has now recorded multiple hits in 26 of 42 games.
- The Santa Clara, Calif. native scored three runs, matching his previous season high for a single game.
- Drew Burress extended his hitting streak with a 3-for-4 game tonight, hitting a pair of doubles, a single and a walk. He came around to score three runs and recorded two RBI, including the game-tying run in the bottom of the seventh.

- Burress became the second Yellow Jacket to reach 60 hits, delivering 59, 60 and 61 this game.
- This was his fourth multi-extra-base hit game of the season and his eighth game with at least three hits.
- Will Baker connected a two-run home run early in the comeback, adding a third RBI on a fielder's choice in the 6th.
- Baker delivered his second home run of the week and his seventh of the season, a new career high for a single season.
- This was his sixth game with at least three RBI as a Yellow Jacket.
- Carson Kerce went 2-for-6 with two runs scored and an RBI, the first RBI of the five-run seventh inning.

- Kerce becomes the seventh Yellow Jacket to reach 40 runs scored this season.

Last Sunday: GT 6 - Wake Forest 5

- GT has won 19 ACC games in back-to-back season for the first time since 2011 & 2010.
- The Yellow Jackets have swept four ACC series this season for the first time since 2011 and three-straight home ACC series for the first time since 1997.
- The Jackets secured their 7th overall series sweep of the season, the most since 2010, still with three more weekend series on the schedule.
- The Jackets are 25-2 at Mac Nease Baseball Park this season, the best 27-game home record since 2002.
- Drew Burress recorded his fifth straight multi-hit game, going 2-for-4 with a two-run HR, a single and drawing a walk.
- He hit his eighth HR of the season in the first inning, it was his 52nd career home run, tying him with Andy Bruce (1988-91) for the 4th most in program history.
- Jarren Advincula extended his hitting streak to a team-best 11 games, going 1-for-4 with a walk
- Will Baker delivered another two-run home run in the third inning, marking his second home run in as many days and his third home run of the week.
- That bring his season total to eight home runs, two more than his freshman season. He has hit home runs in consecutive games for the second time in his career after doing so against Georgia Southern and Mercer last season (May 6 and 7, 2025).
- He finishes the series with six RBI, the second most on the team behind Advincula's eight.
- Vahn Lackey drove in the game-winning RBI in the eighth inning when he watched four balls go past him for a bases loaded walk.
- Kent Schmidt delivered his 7th multi-hit game of the season, going 2-for-3 with a walk and a run scored.
- Carson Kerce went 1-for-3 with a game-tying RBI single in the sixth inning and scoring Tech's first run of the game, coming home on Burress' home run after drawing a leadoff walk in the first.

Last Midweek: GT 10 - Kennesaw State 7

- The Jackets are 7-1 against in-state opponents this season, scoring an average of 11.88 runs per game and winning by a combined score of 95-35.
- Drew Burress set a new career best by recording his sixth straight multi-hit game, going 3-for-6 with a three-run HR, a double and a single, finishing a triple shy of the cycle. He extends his hit streak to seven games, while his six-game multi-hit streak is the longest of his career.
- He hit his ninth HR of the season in the fourth inning, it was his 53rd career home run, the 4th most in program history. He is now two homers away from tying Tony Plagman (2007-10) for the third-most and four away from Jason Varitek's record (57), set back in 1994.
- He has scored 61 runs this season, the most on the team and the most in the ACC. Burress has scored 211 runs over his career, the 10th most in program history and two away from Tony Plagman (2007-10) for ninth.
- Burress has now delivered 66 hits this season, the second most on the team behind only Advincula.
- This was his 22nd multi-hit game of the season, tied for the second most on the team, behind Advincula's 27.
- He has produced 41 RBI, bringing his career tally to 170, just one away from cracking into the program's Top 20 leaderboard.
- Jarren Advincula extended his hitting streak to a team-best 12 games, going 2-for-5 with a walk and two singles.
- He now leads Division I with 79 hits this season, putting him on pace to be the first 100-hit player at GT since 2005 (Wes Hodges & Tyler Greene).
- He is two hits away from matching his career high, set over 55 games last season at Cal. His 229 base hits are the 19th most among active NCAA players and the third most among non-seniors.
- Tech is 6-0 since Carson Kerce was moved into the leadoff spot prior to last Sunday's game at No. 3 North Carolina.
- Kerce delivered his 21st multi-hit game of the season and his team-leading ninth three-hit game, going 3-for-6 with a double and a pair of singles.
- He hit his 23rd double of the season, the most among Power 4 players and tying the Georgia Tech BBCOR era record for doubles in a single season (tied with Jacob Esch (2011) and Drew Burress (2025)).
- He is hitting doubles at a 0.52 per-game clip, putting him on pace for 28 by the end of the regular season. The current program record for doubles in a single season is 27, set by Jay Payton in 1994.
- He is now in a six-way tie for the 7th most doubles in a single season ever hit by a GT player, along with such legends as Jason Varitek (1994), Mark Fischer (1996), Jeff Kindel (2005), Jacob Esch (2011) & Burress (2025).
- Kerce's 28 extra-base hits are tied with Ryan Zuckerman for the most on the team.
- Vahn Lackey secured his first-career 50 RBI season when he drove in Kerce in the first inning. He would add on another RBI with a double in the sixth, giving him 51 RBI this year, nine more than his previous career high (42) set last season.
- He produced his 17th multi-hit game of the season and his 7th three-hit day, going 3-for-5 with two doubles, two RBI and two runs scored.

• This was his first career multi-double game, as he brings his season total to 12, two shy of the 14 he hit last season. He has hit 26 extra-base hits this year, one shy of the total XBHs from his freshman & sophomore years combined.

• Will Baker produced his 15th multi-hit game of the year, going 2-for-4 with a run scored and an RBI off a double in the first inning.

He has hit 18 doubles this season, the second most on the team and the second most in the ACC behind only Kerce.

He has hit 27 extra-base hits this season, tied with Burress for the second most on the team and a large jump from the 11 XBHs of his freshman season.

Junior Kent Schmidt produced his 8th multi-hit game of the season and second in as many games, going 2-for-5 with an RBI and a run scored.

He has driven in 38 RBI this season, putting him two away from his third-straight 40 RBI campaign in college.

CAREER WALK-OFF HITS

Player (Date)	Play	Inning	Final
Parker Brosius (3/8/24 vs. YSU)	2-RBI double	8th	15-5
Parker Brosius (4/2/24 vs. Presbyterian)	RBI bunt single	7th	9-8
Drew Burress (2/15/25 vs. ODU)	Grand Slam	9th	7-3
Alex Hernandez (3/2/25 vs. WMU)	2-run HR	7th	13-3
Drew Burress (4/12/25 vs. Cal)	RB Single	8th	15-5
Kent Schmidt (4/27/25 vs. UVA)	Solo HR	10th	7-6
Will Baker (2/14/26 vs. BGSU)	2-RBI double	7th	12-2
Vahn Lackey (2/21/26 vs. SBU)	1-RBI single	10th	6-5
Will Baker (2/28/26 vs. NU)	SAC Fly	7th	13-3
Jarren Advincula (3/29/26 vs. NCSU)	RBI Single	8th	10-0
Caleb Daniel (3/31/26 vs. Auburn)	Solo HR	8th	13-3

GAME-WINNING PLAYS

Game-winning plays are ones that give Tech the lead or break a tie en route to win

Game	Play	Inning	Final
BGSU	Daniel - ITP Home Run	3rd	11-5
BGSU	Hernandez - 3-run HR	3rd	27-4
BGSU	Lackey - RBI Single	1st	12-2
at GS	Schmidt - RBI Single	1st	25-1
SBU	Hernandez - 2-run HR	5th	14-5
SBU	Lackey - Solo HR	5th	10-5
SBU	<i>Lackey - RBI Single</i>	10th	6-5
SBU	Burress - Solo HR	1st	21-3
NU	Daniel - Solo HR	2nd	17-3
NU	Baker - 2 RBI single	2nd	13-3
NU	Zuckerman - Solo HR	5th	14-6
at GSU	Baker - SAC Fly	4th	4-1
VT	Schmidt - 2 RBI single	1st	16-1
VT	Lackey - 2-run HR	7th	14-5
UWG	Hernandez - Solo HR	1st	14-0
at CU	Burress - 2-Run HR	3rd	10-0
at CU	Lackey - Solo HR	2nd	9-3
at Pitt	Schmidt - RBI Single	1st	11-9
at Pitt	Schmidt - RBI Double	2nd	12-4
NC State	Advincula - Solo HR	1st	3-1
NC State	Burress - RBI Triple	8th	6-4
NC State	Lackey - RBI groundout	1st	10-0
Auburn	Burress - 2 RBI double	2nd	13-3
at Cal	Advincula - 2 RBI double	1st	17-2
at Cal	Schmidt - RBI FC	1st	7-2
at Cal	Burress - Solo HR	1st	9-3
KSU	Lackey - RBI single	4th	11-4
FSU	Burress - RBI single	6th	4-3
FSU	Hernandez - 2 RBI single	3rd	8-3
FSU	Hernandez - RBI single	5th	17-3
GS	Hernandez - Solo HR	4th	13-9
at UNC	Advincula - RBI Single	3rd	5-2
vs. UGA	Baker - Solo HR	2nd	14-4
WF	Baker - RB double	5th	6-5
WF	Advincula - 2 RBI single	7th	14-11
WF	Lackey - 1 RBI walk	8th	6-5
at KSU	Lackey - RBI single	1st	10-7

italics indicates Walk-Off hit

GAME-WINNING RBI LEADERS

Player	2026	Career at GT
Drew Burress	6	18
Vahn Lackey	9	11
Alex Hernandez	6	11
Kent Schmidt	5	9
Will Baker	4	7
Parker Brosius		5
Carson Kerce		5
Caleb Daniel	2	5
Jarren Advincula	4	4
Tyler Neises		1
Ryan Zuckerman	1	1

JACKETS IN THE POLLS

WEEK	BA	USA	NCBWA	D1	PG
Preseason	4	4	4	5	2
Week 1	4	4	4	5	2
Week 2	4	4	4	5	2
Week 3	4	5	4	5	3
Week 4	4	4	4	4	3
Week 5	3	3	3	3	3
Week 6	3	3	3	3	3
Week 7	3	3	3	3	3
Week 8	3	3	3	3	2
Week 9	2	2	2	2	2
Week 10	4	3	3	3	4
Week 11	4	3	3	3	3

BA = Baseball America, USA = USA Today,

D1 = D1Baseball.com, PG = Perfect Game

N/A = poll not out before release of notes

rv = receiving votes

The Yellow Jackets were the highest ranked team in the conference across four different national preseason top-25 polls: No. 2 (Perfect Game), No. 4 (Baseball America), No. 4 (USA Today Coaches Poll) and No. 5 (D1 Baseball).

The No. 2 preseason ranking is the fourth highest in program history and the highest since 2003 (BA), 2001 and 1994 when the Jackets were preseason No. 1.

Tech earned its highest preseason ranking from Baseball America since 2006 (the last time GT reached the College World Series)

The No. 4 ranking from the Coaches Poll was the highest in that poll since Tech was ranked preseason No. 2 in 2003.

The No. 5 ranking from D1 Baseball was the best Tech has received since the publication began doing preseason rankings in 2014.

The Yellow Jackets are officially a consensus Top 5 team headed into the season. It is the first time Tech has been consensus Top 5 at any time since 2006, the last time the Jackets went to the College World Series.

2026 is the first time GT is a consensus Top 5 team in the preseason since 2003, 23 years ago.

"It's great to see us ranked so highly to start the season," head coach James Ramsey said. "It's a reflection of all the hard work that our players and staff have been putting in since the end of last season both in recruiting new players and continuing to develop the talent that helped us to an ACC Championship last year. We're all excited to get to work and put a product on the field that Georgia Tech can rally behind and be proud of. We know our fanbase is ready for championship level baseball on The Flats and our team couldn't be more excited to play this season in front of them."

This week, Georgia Tech was ranked No. 3 or 4 in all five major polls - the first time Tech has been consensus Top 5 in the 2nd half of a season since 2006

PITCHING
The Matt Taylor Effect

• 2026 is the third year on The Flats for pitching coach Matt Taylor and Director of Pitching Jason Richman.

• Tech pitching is coming off its hottest stretch of the season and the hottest stretch of the last century - over 12 games from March 22-April 11, Tech pitching allowed just 30 earned runs good for a 2.70 ERA - the 2nd lowest among Power 4 teams over that time and the 5th lowest in the nation, behind only Brown, High Point, UCLA and Cal St. Fullerton.

• The pitching held opponents to under five runs in 12 straight games, tied with 1921 for the longest streak in program history. That streak ended last Tuesday, against Georgia Southern.

• Last season, the Tech pitching staff improved in just about every statistical category and with 60% of the innings pitched returning for 2026 infused by a very well regarded freshman and transfer class. The Jackets are hoping to be even stingier on the mound this year.

• GT pitching finished 2025 with a 4.91 team ERA, its lowest in 6 years (2019 – 4.46) & 4th lowest in the ACC.

• It was the first time Tech has been in the Top 5 of the conference in ERA since 2011.

• The Jackets struck out 527 opposing hitters this past season and have struck out at least 500 in every season since the pandemic shortened 2020 campaign – one of only four ACC programs to have done so (also FSU, Duke and UNC).

• GT improved its ERA by 1.57 runs from 2024 to 2025, the third largest improvement among Power 4 programs and the largest improvement by any Power 4 team to make a Regional.

• So far, through 44 games, Tech pitching is striking out opponents at a 10.0 K/9 clip, the 30th best rate in the nation.

• Tech pitching surrendered five or fewer runs in each of its first eight games for the first time since 2014 and only the second time in the 21st century. This year, Tech is 32-1 when allowing five or fewer runs.

• GT matched a program record with 19 strikeouts at Georgia Southern, the most since 1989 & only the 3rd time it has been accomplished in 131 years of GT baseball

Stat	2026	2024	Change	'14-'24 avg.	Change
ERA	4.68	6.48	1.80	5.45	0.77
H/9	8.49	9.99	1.50	9.70	1.21
BAA	.248	.283	.035	.278	.030
WHIP	1.44	1.61	.17	1.57	.13
K/9	10.0	9.2	0.8	8.35	1.69
BB/9	4.45	4.49	0.04	4.43	-.02
K/BB	2.25	2.06	.19	1.94	.31

• Prior to joining the Yellow Jackets, Taylor was the minor league pitching coordinator for the Atlanta Braves after three seasons as the pitching coach at Georgia State.

• On opening weekend, the Jackets recorded 37 strikeouts in 25.0 innings, good enough for a 13.33 K/9 clip, the 23rd best mark in the country and the fifth highest in the ACC.

• Jackson Blakely recorded nine strikeouts in his first career start, the most Ks by any Tech pitcher making career start No. 1 since at least the turn of the century.

• R-freshman Dimitri Angelakos also made his first career start, one week after Blakely against Georgia State, pitching 5.0 scoreless innings with five strikeouts and only two hits allowed. He was perfect through the lineup for the first time, retiring the first nine batters he faced.

• Against NC State, the pitching staff held No. 14 NC State to just 5 runs over three games. The fewest runs allowed in a series against a Top 25 opponent since 2006.

• Against Cal, the pitching held the Golden Bears to just seven runs, allowing for the largest margin of victory in an ACC series since 2011 (33-7).

• In game two, vs. Cal, Tech struck out 13 batters while only walking one - the best strikeout to walk ratio in an ACC game in the Matt Taylor era and the best since 2021.

• In the Cal series, Tech starting pitching did not surrender an earned run in 13.1 innings of work, marking the first time GT starters have posted a 0.00 ERA over an ACC series since at least the turn of the century.

• Tech pitching delivered 12 strikeouts on Friday and Saturday vs. Wake Forest. Tech has recorded double digit strikeouts in 17 games this season.

• The Jackets own a 4.93 ERA in ACC play, the fourth lowest.

Jackets with a K/9 over 10.00 - 2026

Name	IP	Class	K/9
Jamie Vicens	7.0	Fr	16.71
Adam McKelvey	6.2	So.	14.85
Justin Shadek	20.1	r-So.	14.61
Porter Buursema	20.1	Jr.	12.84
Caden Spivey	14.1	Sr.	11.93
Jake Lankie	18.0	r-So.	11.50
Brett Barfield	16.0	Sr.	10.69
Carson Ballard	23.0	r-Jr.	10.17
Cooper Underwood	18.0	Fr.	10.00

Last Friday: GT 6 - Wake Forest 5

• Junior Tate McKee made his 27th consecutive series opening start, overcoming four runs allowed in his first two innings to deliver 5.0 innings with a season high eight strikeouts.

• Tech improves to 22-5 in series openers started by McKee (.815 win %) and have won 13 of the last 14 series openers dating back to last season.

• He would earn the victory, improving to 7-1 for the season. McKee becomes the first Tech pitcher to deliver back-to-back 7-win seasons since future big leaguer Connor Thomas in 2018-19.

• He becomes the first Tech pitcher to eclipse 50 innings pitched this year (51.0) and the first to record 50 strikeouts (56).

• This was his sixth-career outing with at least eight strikeouts and first since striking out 10 in the ACC Tournament quarterfinals against Cal last year.

• The bullpen saw its scoreless streak end at 10.1 consecutive innings when Wake Forest scored its fifth run of the day in the 7th it was the third double-digit scoreless inning streak of the season.

• Senior Brett Barfield made his team-leading 17th appearance of the season in the sixth, delivering a scoreless inning & getting a strikeout.

• Mason Patel got the ball to start the 7th inning, allowing his first run of the season before delivering scoreless innings in the eighth and ninth to secure the win for GT.

• Since recovering from an injury that saw him miss 20 days, Patel has made seven appearances out of the bullpen, pitching 16.2 innings with only one earned run allowed, collecting a victory and five saves.

• Over the last two seasons, Patel has made 30 appearances out of the bullpen, posting 12 wins and 10 saves.

• He has secured back-to-back seasons with five saves, the first Yellow Jacket to accomplish that since Matt Wieters in 2006 & 2005.

Last Saturday: GT 14 - Wake Forest 11

• R-sophomore Justin Shadek made his second start of the season and first weekend start.

• R-freshman Dimitri Angelakos made his 11th appearance of the season and eighth out of the bullpen. He came out to start the third inning and would pitch 2.0 innings with one run allowed on a solo home run.

• He has pitched 6.2 innings in ACC play with a very impressive 2.70 ERA over three appearances.

• Freshman Cooper Underwood delivered a performance for the ages, entering the game in the fifth inning and pitching 5.0 hitless and scoreless innings, including two innings with a three-run lead.

• He would strike out a career best seven strikeouts, over half of his season total headed into today, bringing his season total to 20 Ks.

• His 5.0 innings were a new season high, surpassing his 4.0 scoreless innings from a start back on Feb. 22.

• Underwood had faced adversity this season, entering the day with a 10.38 ERA over 13.0 innings pitched and seven outings – an average of less than 2.0 innings per outing. He would completely reverse that trend today, recording 13 consecutive outs from the fifth to the ninth innings, striking out the side on three curveballs in the eighth, and serving as the anchor for the Jackets' historic comeback.

• He would get credit for the win, improving his record to 2-0 for the season and lowering his season ERA to 2.45 in ACC play and 7.50 for the season.

Last Sunday: GT 6 - Wake Forest 5

• Sophomore Jackson Blakely made his seventh consecutive weekend start, pitching 4.0 innings with three earned runs allowed and two strikeouts.

• He has only allowed runs in four of his nine appearances this season (41.1 innings) this season.

• His ERA stands at 3.05, the lowest among all regular starting pitchers on the roster.

• Senior Brett Barfield made his team-leading 18th appearance of the season in the fifth inning, striking out his career-best 19th batter of the season while giving up a solo home run.

- It was the first run Barfield had allowed in 40 days (since March 17) and only the third run he has allowed in his 16.0 innings pitched this season, leading to his team-leading 1.69 ERA.

- Barfield is enjoying a breakout season thus far in 2026. He entered the season with a 7.90 career ERA over 35.1 innings and has pitched 16.0 innings with a 1.69 ERA and a career-best 19 strikeouts as a senior.

- Junior Dylan Loy took the ball for the sixth inning, delivering 3.0 scoreless frames with three strikeouts, two hits and only one walk allowed.

- It was his ninth appearance out of the bullpen and his 14th total outing of the season.

- He has only allowed three runs in his nine bullpen appearances this year, leading to a 1.35 ERA over 20.0 innings of relief.

- Loy would get credit with the win, improving his record to 3-1 this season and 9-1 over his college career.

- R-junior Caden Gaudette made his 17th bullpen appearance of the season, emerging for the ninth inning after the Jackets took the lead, 6-5, in the bottom of the eighth.

- He would retire the Demon Deacons in order with two flyouts and a groundout, securing his first career save.

- Gaudette has been a stalwart in the Yellow Jacket bullpen this season, pitching 23.0 innings, the most of any pitcher not to have started a game and tied for the fifth most innings pitched on the team.

- Gaudette lowers his ERA to 2.74 for the season with his 11th scoreless outing.

Last Midweek: GT 10 - Kennesaw State 7

- R-junior Carson Ballard made his second consecutive midweek start, securing Tech's first scoreless first inning in its last 10 games, before handing the ball off for the rest of the way.

- Ballard has now thrown 23.0 innings this season with a 3.91 ERA.

- The Jackets have won both games he started this season and are 7-2 when he starts over his career.

- Senior Caden Spivey made his 12th bullpen appearance of the season with two outs in the third inning after the Owls had cut the lead to just one run, 5-4. He would get Tech out of the inning, pitching a total of 2.1 innings with two earned runs, coming off a two-run homer. He lowers his ERA to 8.16 this season in 14.1 innings of work.

- He would get credit for the win, his first of the season and third as a Yellow Jacket, bringing his GT record to 3-1 and his collegiate record to 9-3.

- R-sophomore Justin Shadek bounced back from a difficult weekend with 3.0 electric innings out of the bullpen tonight. It was his 13 appearance of the season and his 11th out of the bullpen.

- He struck out six batters, one shy of his season high, recording six of his nine outs via punchout.

- Shadek would allow an earned run off a solo home run but that would be the only batter he allowed to reach base over his three innings of work.

- With a three-run lead headed into the ninth, Tech was faced with a save opportunity, so naturally, Mason Patel emerged from the bullpen for his eighth bullpen appearance of the season.

- He would face four batters, securing two flyouts and making a very athletic snag while allowing a two-out single.

- Since recovering from an injury that saw him miss 20 days, Patel has made eight appearances out of the bullpen, pitching 17.2 innings with only one earned run allowed, collecting a victory and six saves.

- Over the last two seasons, Patel has made 31 bullpen appearances, posting 12 wins and 11 saves.

- He is the first Yellow Jacket to produce back-to-back five save seasons (5 in 2025, 6 in 2026) since Matt Wieters in 2006 & 2005.

- His six saves this season put him in a tie for the 24th most in a single season in program history, while his 11 career saves tie him with Brad Rulon (2005-08) for the 13th most in GT history.

MISCELLANEOUS

MLB Prospects Top 150 List

- Earlier this week, MLB Pipeline released its Top 150 Prospects list for the 2026 MLB Draft.

- Georgia Tech has five players included in the list, tied with UCLA for the most of any program in the nation as well as being the only program with two Top 10 prospects.

Player	Rank
Vahn Lackey	No. 3
Drew Burress	No. 8
Jarren Advincula	No. 31
Carson Kerce	No. 133
Alex Hernandez	No. 136

- The list includes all prospects eligible for the 2026 MLB Draft, including high school prospects.

- Georgia Tech has only had three first-round picks once in a single season, back in 1994: Nomar Garciaparra (No. 12), Jason Varitek (No. 14) and Jay Payton (No. 29).

- Tech has never had two players drafted in the Top 10 of the same draft in program history.

- Lackey and Burress have the potential of becoming the 6th and 7th Top 10 picks in program history.

Top 10 Draft Picks - GT Program History

Player	Overall	Team	Year
Joey Bart	No. 2	Giants	2018
Kevin Brown	No. 4	Rangers	1986
Matt Wieters	No. 5	Orioles	2007
Mark Teixeira	No. 5	Rangers	2001
Ty Griffin	No. 9	Cubs	1988

D1 BASEBALL PRESEASON POSITION RANKINGS

- Georgia Tech was all over D1 Baseball's annual preseason player rankings. The publication ranked their top 50 players of each position, the top 150 outfielders, top 200 starting pitchers and top 100 relievers.

- Tech was represented on every list including being the only program in the nation with six position players listed in among the top 15 and the only program with eight position players in the top 50 of their respective position group.

Player	Position	Rank	ACC Rank
Drew Burress	Outfield	1st	1st
Vahn Lackey	Catcher	2nd	1st
Jarren Advincula	2nd Base	2nd	1st
Alex Hernandez	Outfield	11th	5th
Kent Schmidt	1st Base	13th	4th
Carson Kerce	Shortstop	15th	4th
Ryan Zuckerman	3rd Base	28th	4th
Caleb Daniel	Outfield	41st	11th
Tate McKee	Starting Pitcher	55th	12th
Mason Patel	Starting Pitcher	61st	15th
Justin Shadek	Relief Pitcher	85th	18th
Charlie Willcox	Starting Pitcher	155th	32nd

- Georgia Tech and TCU were the only programs in the nation with three outfielders listed in the Top 50 of these rankings.

- Tech and LSU were the only programs to have a representative from each infield position listed among the Top 30.

- Tech led the nation with eight players listed among the top 50 in their position, one more than the next closest programs (LSU and TCU) and two more than the next closest ACC rival (North Carolina and Louisville).

- Charlie Willcox was one of four freshman pitchers to earn a spot in the Top 200 for starting pitchers, coming in at No. 155.

- Willcox was also named as the fourth-best freshman in the ACC by D1 Baseball heading into this season.

D1 BASEBALL MIDSEASON POSITION RANKINGS

- The Jackets position players continued to dominate the midseason position rankings.

- Vahn Lackey and Jarren Advincula were named the best catcher and 2nd baseman in the nation according to the D1 Baseball staff, two of the many improvements across the rankings.

Player	Position	Rank	ACC Rank
Vahn Lackey	Catcher	1st	1st
Jarren Advincula	2nd Base	1st	1st
Carson Kerce	Shortstop	6th	2nd
Drew Burress	Outfield	8th	3rd
Ryan Zuckerman	3rd Base	8th	2nd
Alex Hernandez	Outfield	11th	5th
Kent Schmidt	1st Base	32nd	8th
Will Baker	Outfield	46th	13th
Caleb Daniel	Outfield	53rd	16th

D1 BASEBALL POSITION RANKINGS MOVEMENT

Player	Position	PS Rank	MS Rank	Movement
Vahn Lackey	Catcher	2nd	1st	+1
Jarren Advincula	2nd Base	2nd	1st	+1
Carson Kerce	Shortstop	15th	6th	+9
Drew Burress	Outfield	1st	8th	-7
Ryan Zuckerman	3rd Base	28th	8th	+20
Alex Hernandez	Outfield	11th	11th	--
Kent Schmidt	1st Base	13th	32nd	-19
Will Baker	Outfield	NR	46th	+at least 54
Caleb Daniel	Outfield	41st	53rd	-12

Jim Poole Number - Carson Ballard

Georgia Tech baseball continues the legacy of former Yellow Jacket standout and Major League Baseball relief pitcher Jim Poole, who passed away from ALS in October of 2023, by designating a student-athlete each year to wear his No. 21 jersey. The student-athlete selected must exemplify Poole's characteristics both on and off the field.

This year, r-junior RHP Carson Ballard (Alpharetta, Ga./ Wesleyan HS) becomes the fourth Yellow Jacket to earn the honor, continuing the tradition begun by Jack Rubenstein in 2023, Ben King in 2024 and John Giesler last season.

"Carson Ballard is the epitome of what it means to be a student-athlete at Georgia Tech," head coach James Ramsey said. "He has been a mainstay on the ACC Academic Honor Roll as both a Biomedical Engineering major and a trusted arm for us over his three years with our program. He embodies the kind of dedication and love for Georgia Tech, both in the classroom and on the mound, that made Jim Poole such a beloved Tech Man. He has heard Jim's legacy preached since he stepped on campus. Not only about what a great pitcher he was and the incredible MLB career he enjoyed, but the husband, father, coach and advisor that Jim was and the life after baseball that he earned through the hard work that he put in while in White & Gold. That work ethic is perfectly reflected in Carson. Beginning as a walk-on and working his way to becoming a focal point of our 2025 ACC regular season championship roster and now, becoming a scholarship player on a 2026 team that has hopes of being one of the very best to represent this incredible Institution. The No. 21 has a deserved venerable legacy here and Carson is the perfect player, leader and engineer to continue this tradition into 2026."

Ballard will wear No. 21, having shown a longstanding commitment to Poole's ideals – self-determination, a strong academic work ethic, and high moral fiber on and off the field. He is a three-time member of the ACC Academic Honor Roll, a two-time Academic All-ACC honoree and a member of the 2024 CSC Academic All-District Team. He is currently pursuing a degree in Biomedical Engineering.

On the diamond, Ballard is entering his fourth season as one of the more reliable arms on the Tech pitching staff that has shown dramatic improvements from his freshman season to now. He has made 30 appearances including seven starts over his two years on the active roster, collecting three wins and a 5.07 ERA, with 64 strikeouts over 71.0 innings pitched. He was leaned on most when the lights were brightest, pitching a team-high 14.2 innings against SEC competition last year and delivering 13 strikeouts and a .226 opponent's batting average over those appearances with a 4.30 ERA. He introduced a knuckleball into his arsenal last season, throwing it with great effect down the stretch, including heavily relying on it during his 4.0 innings of work in an elimination game at the Oxford Regional.

"It's an incredible honor and privilege to wear No. 21 this year," Ballard said. "I hear all the time about the legacy Jim Poole left behind at Tech. Not just as a player, but as a person who impacted so many people on and off the field. He's someone I strive to be more like every day. I'll do everything I can to honor him and his family and to wear his number with pride."

ABOUT JIM POOLE

Poole arrived on The Flats in 1985 and had an immediate impact, as Georgia Tech baseball would win the first of four-straight ACC Tournament Championships. During his four years, he pitched in 120 games and struck out 263 batters in 188 innings. He still ranks first in the Tech record book with 22 career saves, including 10 as a junior and nine as a senior. He was named all-ACC his last two seasons. Poole would be enshrined into the Georgia Tech Sports Hall of Fame just nine years later in 1997.

A stellar worker in the classroom, Poole elected not to turn professional after being selected in the 34th round of the 1987 MLB Draft by the LA Dodgers, and returned to Georgia Tech for his senior year, recording a 2.03 ERA and 113 strikeouts in only 71 innings. Once again, the LA Dodgers would call his name in the 1988 MLB Draft, this time taking him in the ninth round. He would return to graduate from the Institute with a degree in electrical engineering in 1990.

Poole played 11 years in the major leagues, predominantly with the Baltimore Orioles, Cleveland Indians, and San Francisco Giants. In 431 games played, he finished with 22 victories and a 4.31 ERA, as well as 256 strikeouts and four saves. He helped pitch Cleveland to two American League Championship Series (1995, 1998), making it to the 1995 World Series where he would face the Atlanta Braves.

Following his retirement at the end of the 2000 season, Poole returned to Georgia Tech to join the Alexander-Tharpe Fund as a fundraiser and supporter of the baseball program. He then began serving as the pitching coach at Johns Creek High School in 2010, teaching many young men about pitching mechanics, while also conveying his personal pitching philosophy.

He later joined the business world as a Personal Wealth Advisor for the Baseball Division of BIP Wealth.

After being diagnosed with ALS in 2021, Poole worked tirelessly to raise awareness for the disease. In addition to serving on MLB ALS boards, he also worked with Georgia Tech, who together hosted an ALS Awareness Day during the 2022 baseball season, with Tech wearing Jim Poole shirts and both teams wearing honorary wristbands. Professional players also wore the shirt. Tech later designated the number 21 each year to be worn by a student-athlete who exemplify Poole's ideals – self-determination, a strong academic work ethic, and high moral fiber on and off the field.

MISCELLANEOUS
ATOP THE CONFERENCE

- Georgia Tech baseball ranks among the most prolific winners in ACC history.

MOST ACC TOURNAMENT TITLES, SINCE 2000

	Titles	Years
Florida State	6	2002, 2004, 2010, 2015, 2017, 2018
Georgia Tech	5	2000, 2003, 2005, 2012, 2014
North Carolina	5	2007, 2013, 2019, 2022, 2025
Clemson	3	2006, 2016, 2023
Duke	2	2021, 2024
Virginia	2	2009, 2011

MOST ACC REGULAR-SEASON, DIVISIONAL TITLES SINCE 1994

	Titles	Regular-Season Years (Divisional)
Florida State	14	1996, 1998, 1999, 2001, 2002, 2003 (2007, 2008, 2009, 2010*, 2011, 2012, 2013, 2014)
Georgia Tech	8	1997, 2000, 2004, 2005 (2011, 2019, 2021), 2025
North Carolina	8	(2006, 2007, 2009, 2012, 2013, 2017, 2018, 2024)
Clemson	6	1994, 1995 (2006, 2010*, 2018, 2024)
Louisville	5	(2015, 2016, 2017, 2019, 2022)
Miami	4	(2008, 2014, 2015, 2016)

GEORGIA TECH'S MOST COMMON OPPONENTS

	Games	First Meeting	Series Record
Georgia	391	1898	UGA leads 220-169-2
Auburn	250	1897	AU leads 131-114-5
Clemson	249	1902	CU leads 125-121-3
Mercer	178	1897	GT leads 120-58
North Carolina	161	1901	GT leads 84-77
Virginia	153	1924	GT leads 81-70-2
NC State	146	1921	GT leads 84-62
Ga. Southern	145	1947	GT leads 113-32
Duke	142	1903	GT leads 101-41
Florida State	135	1959	FSU leads 81-54

- The Jackets will face nine of their top 10 most common opponents again in 2026 but will not play Virginia in the regular season.

- Tech extended its winning streak against Georgia Southern to eight games in a row, dating back to 2022, with an 25-1 win in Statesboro earlier this year. GT set a new record when it hung 25-runs on Georgia Southern - the most in the 144 game history of the series, while also tying the program record with 19 strikeouts from the pitching staff.

- The Jackets traveled to Berkely for the first time ever this season. They are 10-0 against California schools since they joined the ACC in 2025, becoming the first team from east of the Rocky Mountains to sweep a three-game series, at Stanford, in the history of Stanford baseball (since 1892) last season.


2026 ACC PRESEASON POLL

1. Georgia Tech (7)	237
2. North Carolina (6)	236
3. Florida State (1)	221
4. Louisville	196
5. Clemson (2)	185
6. NC State	169
7. Virginia	165
8. Miami	159
9. Wake Forest	145
10. Stanford	99
11. Virginia Tech	89
12. Notre Dame	87
13. Duke	67
14 Pitt	45
15. California	41
16. Boston College	35

Georgia Tech was named 2026 Atlantic Coast Conference Baseball preseason favorites by the league's 16 head coaches for the first time since 2004.

2026 ACC STANDINGS

Team	ACC	Overall
Georgia Tech	19-5	37-7
<i>North Carolina</i>	<i>17-7</i>	<i>36-9-1</i>
Boston College*	16-8	34-14
Miami	12-9	32-12
<i>Florida State</i>	<i>12-9</i>	<i>30-14</i>
Virginia	12-12	30-16
<i>Pitt</i>	<i>10-11</i>	<i>28-15</i>
<i>NC State</i>	<i>10-11</i>	<i>28-16</i>
Louisville	10-11	26-19
Stanford	10-11	22-19
<i>Wake Forest</i>	<i>11-13</i>	<i>29-17</i>
<i>Virginia Tech</i>	<i>11-13</i>	<i>23-20</i>
Duke*	9-15	23-23
<i>California</i>	<i>7-14</i>	<i>23-21</i>
Notre Dame	8-16	21-20
<i>Clemson</i>	<i>6-15</i>	<i>26-19</i>

*Denotes on GT's remaining schedule
Italics indicates opponents GT has already played

2026 HONORS
DREW BURRESS

Preseason 1st Team All-American (Perfect Game)
 Preseason 1st Team All-American (D1 Baseball)
 Preseason 1st Team All-American (Baseball America)
 Preseason 1st Team All-American (NCBWA)
 Golden Spikes Award (Watch List)
 Preseason ACC Player of the Year (D1 Baseball)
 Preseason ACC Player of the Year (Baseball America)
 Preseason No. 1 Outfielder (D1 Baseball)
 Midseason No. 8 Outfielder (D1 Baseball)
 ACC Player of the Week (April 27)

VAHN LACKEY

Preseason 1st Team All-American (Perfect Game)
 Preseason 2nd Team All-American (D1 Baseball)
 Preseason 2nd Team All-American (Baseball America)
 Preseason 2nd Team All-American (NCBWA)
 Golden Spikes Award (Watch List)
 Buster Posey Award (Watch List)
 Preseason No. 2 Catcher (D1 Baseball)
 ACC Player of the Week (March 16)
 Buster Posey Catcher of the Week (March 17)
 Perfect Game National Player of the Week (March 17)
 Midseason No. 1 Catcher (D1 Baseball)

JARREN ADVINCULA

Preseason 2nd Team All-American (Perfect Game)
 Preseason 2nd Team All-American (D1 Baseball)
 Preseason 2nd Team All-American (Baseball America)
 Preseason 2nd Team All-American (NCBWA)
 Golden Spikes Award (Watch List)
 Preseason No. 2 2nd Baseman (D1 Baseball)
 Midseason No. 1 2nd Baseman (D1 Baseball)
 Perfect Game National Player of the Week (April 28)

ALEX HERNANDEZ

Preseason 3rd Team All-American (Perfect Game)
 Preseason 3rd Team All-American (NCBWA)
 Preseason No. 11 Outfielder (D1 Baseball)
 Midseason No. 11 Outfielder (D1 Baseball)

MASON PATEL

Preseason 1st Team All-American (NCBWA)
 No. 61 Starting Pitcher (D1 Baseball)
 Stopper of the Year Midseason Watch List

CARSON KERCE

Brooks Wallace Award Watch List
 ACC Player of the Week (April 13)
 Brooks Wallace Award semifinalist

DYLAN LOY

Pitcher of the Year Award Watch List

2026 MLB #PROJACKETS

Joey Bart, C	Pirates
Brant Hurter, RHP	Tigers
Chandler Simpson, OF	Rays

LET'S BRAG ABOUT BURRESS

"The definition of a college baseball superstar. On the same tier as Adley Rutschman and Dylan Crews. One of the great, no-brainer superstar players that will have that kind of transcendent career."

– Aaron Fitt, D1Baseball

- Burress hit 25 home runs his freshman season, one shy of the Georgia Tech program record (set by Kevin Parada in 2022) and two shy of the NCAA freshman home run record set by Tommy White (NC State) in 2022 as well. He hit 26 homers in 2024 but one was not official, since the game was called off for rain before enough innings were played.
- His freshman year, Burress became the 1st Yellow Jacket to ever slug over .800 with at least 200 at bats. His .821 slugging percentage led all Division I freshman and was 6th overall among those with 200+ ABs.

"What Burress lacks in size, he makes up for with impact on both sides of the ball." It's explosive bat speed from the right side of the plate with an affinity for hammering fastballs routinely.

– Tyler Jennings, Just Baseball

- Not only did Burress turn heads with his bat but he also set the Georgia Tech record for the most assists by an outfielder in a single season, gunning down 10 runners from his spot in center field in 2024
- In 2025, he was the only player from a Power 4 conference with at least 60 RBI (62), 20 doubles (23), 50 walks (53), 15 HR (19) and 70 runs (77).
- Last season, he led the ACC in extra base hits (43) and doubles (23) while finishing 2nd in the conference in home runs (19) and runs (77).

"Few hitters in the country combine his level of consistency with true, game-changing power... He is the best statistical producer returning to college baseball right now. Period."

– Jacob Rudner, Baseball America

- He became the fastest Yellow Jacket in program history to reach 30 career home runs – doing so in just 73 games, a full 20 games faster than the previous record holder, Kevin Parada and faster than legendary Tech sluggers such as Jason Varitek, Mark Teixeira and Nomar Garciaparra.
- Burress was named a semifinalist for both the Dick Howser Trophy and the USA Baseball Golden Spikes Award for the second year in a row. One of only two players in the nation to do so (also FSU's Jamie Arnold).
- This season, Burress becomes the first Yellow Jacket to ever wear a "C" on his jersey as the team's permanent captain.

"He's a very mature kid. He doesn't mix any words about it. He wants to be a first-round pick. He wants to be the best player in the country. That's what drives him. That's his passion. He is one of those guys that makes everybody around him better. Every day."

– Danny Hall, ABCA Hall of Famer
GEORGIA TECH'S TRIPLE CROWN WINNERS

Year	Player	HR	RBI	AVG
1958	Earl Moore	4	15	.287
1959	Roger Kaiser	4	32	.373
1960	George Inman	7	24	.360
1968	Ted Tomasovich	5	38	.381
1975	Frank Turner	2	30	.376
1991	Andy Bruce	22*	96*	.345
1992	<i>Jason Varitek*</i>	11	52	.406*
1993	<i>Jason Varitek</i>	22*	72	.404
1994	Jay Payton	20	102*	.434*
1997	Mark Fischer	24*	98	.354
1999	<i>Mark Teixeira</i>	13	65	.387
2016	Matt Gonzalez	11	54	.378
2024	Drew Burress	25	67	.381

* denotes is/was school record

italics indicates member of College Baseball Hall of Fame

ACTIVE NCAA D1 CAREER SLUGGING % LEADERS

Rank	Player	School	Class	Slug %
1	Jake Bennett	DBU	Sr.	.806
2	Myles Bailey	Florida State	So.	.734
3	Drew Burress	Georgia Tech	Jr.	.719
4	Landon Hairston	Arizona State	So.	.711
5	Hunter Ray	FDU	So.	.709
6	Tague Davis	Louisville	So.	.707
7	Cider Canon	Duke	So.	.704
7	Daniel Cuvet	Miami (Fla.)	Jr.	.704
9	Carson Tinney	Texas	Jr.	.702
10	Diego Cardenas	Abilene Christian	Sr.	.695

* minimum of 200 career ABs

MOST CAREER HOME RUNS - GT HISTORY

Rank	Player	HRs	Years
1.	Jason Varitek	57	1991-94
2.	J.J. Thomas	56	1995-97
3.	Tony Plagman	55	2007-10
4.	Drew Burress	53	2024-
5.	Andy Bruce	52	1988-91
6.	Kyle McCann	47	2017-19
	Luke Murton	47	2006-09
	Matt Skole	47	2009-11
9	K.G. White	46	1985-88
10.	Billy Parham	42	1995-97
	Mark Fischer	42	1995-97

* minimum of 200 career ABs

RECORD BREAKDOWN

	ACC	Overall
Overall	19-5	37-7
Home	11-1	25-2
Road	8-4	10-5
Neutral	0-0	2-0
Day Games	9-4	17-6
Night Games (6 p.m. or later)	10-1	20-1
Yellow Jackets Score First	13-1	23-3
Opponent Scores First	6-4	14-4
Yellow Jackets Score in 1st inning	13-1	23-3
Walk-off Victories	1-0	5-0
As a Ranked Team (All Polls)	19-5	37-7
Vs. Ranked Team (All Polls)	9-3	11-4
Vs. LHP (starter)	5-1	10-1
Vs. RHP (starter)	14-4	27-6
Yellow Jacket Starter 6+ IP	4-0	4-0
Yellow Jacket Starter 7+ IP	2-0	2-0
Yellow Jacket Starter 8+ IP	0-0	0-0
Hitting A Home Run	11-4	28-5
Not Hitting A Home Run	5-1	6-2
Out Hit Opponent	16-0	34-0
Get Out Hit By Opponent	3-5	3-7
Equal Number of Hits	0-0	0-0
February	0-0	10-1
March	9-3	13-4
April	10-2	14-2
May	0-0	0-0
June	0-0	0-0
Monday	0-0	0-0
Tuesday	0-0	8-2
Wednesday	0-0	0-0
Thursday	3-0	3-0
Friday	7-1	11-1
Saturday	5-3	9-3
Sunday	4-1	6-1
One-Run Games	3-0	4-0
Two-Run Games	3-0	3-0
Three-Run Games	2-2	4-2
Four+ Run Games	11-4	26-5
Leading After 6	16-0	32-0
Trailing After 6	1-4	2-6
Tied After 6	2-1	2-1
Leading After 7	18-0	35-0
Trailing After 7	0-5	0-7
Tied After 7	1-0	2-0
Leading After 8	13-0	23-0
Trailing After 8	0-4	0-6
Tied After 8	0-0	1-0
Shutouts	2-0	3-0
Extra Innings	0-0	1-0
Score 0-5 Runs	3-2	4-4
Score 6-9 Runs	7-3	8-3
Score 10+ Runs	9-0	25-0
Allow 0-5 Runs	17-1	32-1
Allow 6+ Runs	2-4	5-6
Commit 0 Errors	10-3	16-4
Commit 1 Error	6-1	14-1
Commit 2+ Errors	3-1	7-2



A NEW ERA OF TECH BASEBALL

- **James Ramsey** became the 13th Head Coach in Georgia Tech baseball history this past summer, taking over for the legendary Danny Hall, who retired at the end of his 32nd season on The Flats.
- This is Ramsey's first season as head coach but his 8th year at Georgia Tech, after being associate head coach and recruiting coordinator for the past five seasons and an assistant coach for the two years prior to that.
- He has signed four Top 5 ranked recruiting classes and coached 22 All-ACC, 7 All-American, 5 Freshman All-American, 5 All-ACC, 2 ACC Freshmen of the Year hitters including one National Freshman of the Year (Drew Burress).
- He has coached 17 draft picks on the offensive side and three semifinalists for both the Golden Spikes Award (Kevin Parada, Drew Burress and Kyle Lodise) and the Dick Howser Award (Kyle McCann, Kevin Parada and Drew Burress).
- Ramsey is the first ACC Player of the Year to ever become an ACC Head Coach
- He was an ABCA National Player of the Year at Florida State, where he led his team to the College World Series twice - 2010 & 2012

STOP...RAMMER TIME

- Since Ramsey took over the Georgia Tech offense in 2019, the Yellow Jackets have been among the very best in the vaunted Atlantic Coast Conference.

	GT (2019-Pres.)	ACC Rank
Batting Average	.313	1st
Runs Scored	3,404	1st
On-base+Slugging	.936	1st
On-Base %	.415	1st
Slugging %	.521	1st
Hits	4,504	1st
Doubles	910	1st
Total Bases	7,509	1st
SAC Flies	228	1st
Triples	95	2nd
RBI	3,141	2nd
Home Runs	635	2nd

- Georgia Tech is one of 10 programs across Division I to be led by a first-year head coach in 2026 - a total of 11 coaches since UMass is using co-head coaches.
- Ramsey is one of three Power 4 head coaches in their first year, along with Josh Elander at Tennessee and Corey Muscara at Duke.

1st Year Tech Skippers

	1st Season Record	Conference Record
Coach Todd (1900-01)	3-4 (.428)	N/A
Sammy Strang (1902)	5-8 (.385)	N/A
Coach Irving (1903)	9-9 (.500)	N/A
John Heisman (1904-17)	15-7 (.682)	N/A
Joe Bean (1918-20)	10-7 (.588)	N/A
Kid Clay (1921-31)	18-4-1 (.804)	N/A
Bobby Dodd (1932-1939)	4-11-2 (.294)	N/A
Roy Mundorff (1940-45)	5-10-1 (.344)	5-9-1 (.367) (SEC)
Joe Pittard (1946-61)	10-2 (.833)	N/A
Jim Luck (1962-81)	8-16 (.333)	6-11 (.353) (SEC)
Jim Morris (1982-93)	29-20 (.592)	6-8 (.429) (ACC)
Danny Hall (1994-2025)	50-17 (.746)	16-8 (.667) (ACC)
James Ramsey (2026-)	37-7 (.841)	19-5 (.792) (ACC)

1994 included Tech's first trip to the College World Series which ended in a 2nd place finish

TEAM GAME HIGHS
INDIVIDUAL GAME HIGHS

Batting	
At bats.....	51 - at Georgia Southern (Feb 17)
<i>Runs scored.....</i>	<i>27 - vs Bowling Green (Feb 14 - Game 1)</i>
Hits.....	26 - at Georgia Southern (Feb 17)
<i>RBIs.....</i>	<i>25 - vs Bowling Green (Feb 14 - Game 1)</i>
Doubles.....	6 - vs Bowling Green (Feb 14 - Game 1)
.....	6 - at Georgia Southern (Feb 17)
.....	6 - vs. Northwestern (Feb. 27)
Triples.....	2 - vs Stony Brook (Feb 22)
Home runs.....	6 - vs. Virginia Tech (March 7)
.....	6 - vs. Georgia Southern (April 14)
Total bases.....	40 - at Georgia Southern (Feb 17)
.....	40 - vs. Georgia Southern (April 14)
Walks.....	15 - vs Bowling Green (Feb 14 - Game 1)
Strikeouts.....	16 - at No. 4 Auburn (March 17)
Sac hits.....	1 - 7x last at Cal (April 4)
Sac flies.....	4 - vs Bowling Green (Feb 14 - Game 1)
Stolen bases.....	4 - vs Bowling Green (Feb 13)
Hit by pitch.....	5 - vs Bowling Green (Feb 13)
Caught stealing.....	1, 5x - last at Pitt (March 20)
Runners LOB.....	15 - vs Bowling Green (Feb 14 - Game 1)
Hit into DP.....	3 - at No. 3 North Carolina (April 18)
Fielding	
Putouts.....	30 - vs Stony Brook (Feb 21)
Assists.....	16 - vs. Georgia Southern (April 14)
Errors.....	3 - vs Bowling Green (Feb 13)
.....	3 - vs Georgia State (Feb. 24)
Passed balls.....	1 - 6x, last vs. Georgia Southern (April 14)
DPs turned.....	2 - vs Bowling Green (Feb 13)
.....	2 - vs Stony Brook (Feb 21)
.....	2 - at No. 8 Clemson (March 12)
.....	2 - at No. 8 Clemson (March 13)
.....	2 - at No. 3 North Carolina (April 17)
Pitching	
Innings pitched.....	10.0 - vs Stony Brook (Feb 21)
Runs allowed.....	14 - at Pitt (March 21)
.....	14 - at No. 3 North Carolina (April 18)
Earned runs.....	14 - at Pitt (March 21)
.....	14 - at No. 3 North Carolina (April 18)
Walks allowed.....	10 - at Pitt (March 20)
<i>Strikeouts.....</i>	<i>19 - at Georgia Southern (Feb 17)</i>
Hits allowed.....	14 - vs. Virginia Tech (March 8)
.....	14 - at No. 8 Clemson (March 14)
Doubles allowed.....	4 - vs Bowling Green (Feb 14 - Game 1)
.....	4 - vs. Virginia Tech (March 8)
Triples allowed.....	1 - vs. No. 5 Florida State (April 11)
Homers allowed.....	5 - vs Wake Forest (April 25)
Wild pitches.....	2 - vs Stony Brook (Feb 20)
Hit batters.....	3 - 4x last vs. Georgia Southern (April 14)
Bold indicates program record	
<i>Italics indicates BBCOR era record</i>	

Batting	
At bats:.....	6 - Jarren Advincula at Pitt (March 21)
.....	6 - Carson Kerce vs. Wake Forest (April 25)
.....	6 - Carson Kerce at Kennesaw State (April 28)
.....	6 - Drew Burress at Kennesaw State (April 28)
Runs scored:....	4 - 5x, last Ryan Zuckerman vs. Ga. Southern (April 14)
Hits:.....	5 - Ryan Zuckerman vs. Ga. Southern (April 14)
.....	5 - Jarren Advincula vs. Wake Forest (April 25)
RBIs:.....	6 - Jarren Advincula vs. Wake Forest (April 25)
.....	6 - Drew Rogers vs Stony Brook (Feb. 22)
.....	6 - Alex Hernandez vs Bowling Green (Feb. 14 - Game 1)
.....	6 - Caleb Daniel vs. Bowling Green (Feb 13)
Doubles:.....	2 - 12x last Vahn Lackey at Kennesaw State (April 28)
Triples:.....	1 - 11x, last Drew Burress vs. Ga. Southern (April 14)
Home runs:.....	3 - Ryan Zuckerman vs. Northwestern (March 1)
Total bases:.....	12 - Ryan Zuckerman vs. Northwestern (March 1)
Walks:.....	3 - 7x last Parker Brosius vs No. 5 Florida State (April 9)
Strikeouts:.....	4 - Alex Hernandez vs. No. 14 NC State (March 28)
Sac hits:.....	1 - 7x last Carson Kerce at Cal (April 4)
Sac flies:.....	1 - 18x last Kent Schmidt vs. Wake Forest (April 25)
Stolen bases:.....	2 - 5x last Vahn Lackey vs. Wake Forest (April 24)
Hit by pitch:.....	2 - Drew Rogers vs. Bowling Green (Feb. 14 - Game 2)
.....	2 - Drew Rogers vs. Northwestern (Feb. 28)
.....	2 - Drew Burress at Pitt (March 20)
.....	2 - Parker Brosius vs. No. 14 NC State (March 27)
.....	2 - Jarren Advincula vs. Wake Forest (April 24)
Caught stealing:.....	1 - 5x last Drew Burress at Pitt (March 20)
Runners LOB:.....	6 - 4x. last Drew Rogers at Kennesaw State (April 28)
Fielding	
Putouts:.....	15 - Drew Rogers vs. Stony Brook (Feb. 20 - Game 1)
Assists:.....	6 - Carson Kerce vs. Bowling Green (Feb 13)
.....	6 - Carson Kerce at No. 8 Clemson (March 13)
Errors:.....	2 - Cade Brown vs. Stony Brook (Feb. 22)
.....	2 - Carson Kerce at Cal (April 3)
Passed balls:.....	1 - 6x last Drew Rogers vs. Ga. Southern (April 14)
Pitching	
Innings pitched:.....	7.1 - Tate McKee vs. No. 14 NC State (March 27)
Runs allowed:.....	7 - Porter Buursema at No. 3 North Carolina (April 18)
Earned runs:.....	7 - Porter Buursema at No. 3 North Carolina (April 18)
Walks allowed:.....	5 - Tate McKee at No. 8 Clemson (March 12)
.....	5 - Tate McKee at Pitt (March 20)
Strikeouts:.....	9 - Jackson Blakely vs Georgia State (Feb. 24)
Hits allowed:.....	9 - Dylan Loy vs. Northwestern (Feb 28)
Doubles allowed:.....	3 - Mason Patel vs. Stony Brook (Feb 21)
.....	3 - Jackson Blakely at No. 8 Clemson (March 14)
Triples allowed:.....	1 - Jackson Blakely vs No. 5 Florida State (April 11)
Homers allowed:.....	3 - Tate McKee at Pitt (March 20)
.....	3 - Carson Ballard vs. No. 5 Georgia (April 21)
Wild pitches:.....	2 - Tate McKee vs. Stony Brook (Feb 20 - Game 1)

KILL SHOT INNINGS

- A "killshot inning" consists of an inning in which a team scores 2+ runs while holding the opponent scoreless.
- Last season, across college baseball, the team with more "killshot" innings went onto win the game 92% of the time.
- The Jackets have delivered 83 kill shot innings this season - the most in the nation (1.89/game).
- Below is the list of innings in which the Yellow Jackets have delivered a "killshot" and the result of the game.

OPPONENT	DATE	INNING(S)	INNING SCORE	SCORE BEFORE INNING	SCORE AFTER INNING	FINAL
Bowling Green	2/13	3rd & 6th	2-0 & 3-0	0-0 & 5-1	2-0 & 8-1	11-5
Bowling Green	2/14	3rd, 4th, 6th & 7th	11-0, 5-0 6-0 & 4-0	0-2, 11-2, 16-2, 22-2	11-2, 16-2, 22-2, 26-2	27-4
Bowling Green	2/14	3rd, 5th & 7th	4-0, 3-0 & 2-0	2-0, 6-2 & 10-2	6-0, 9-2 & 12-2	12-2 (7)
at Georgia Southern	2/17	2nd, 3rd, 5th, 6th & 7th	7-0, 5-0, 2-0, 2-0 & 8-0	1-0, 8-0, 13-0, 15-0 & 17-0	8-0, 13-0, 15-0, 17-0 & 25-0	25-1
Stony Brook	2/20	2nd	2-0	0-0	2-0	14-5
Stony Brook	2/20	5th	5-0	5-5	10-5	10-5
Stony Brook	2/21	1st & 6th	2-0 & 2-0	0-0 & 2-5	2-0 & 4-5	6-5 (10)
Stony Brook	2/22	1st, 2nd, 3rd & 5th	7-0, 4-0, 3-0 & 4-0	0-0, 7-0, 11-0 & 14-0	7-0, 11-0, 14-0 & 18-0	21-3 (7)
Georgia State	2/24	1st	2-0	0-0	2-0	4-9 - Loss
Northwestern	2/27	2nd & 4th	7-0 & 5-0	2-2 & 10-2	9-2 & 15-2	17-3 (7)
Northwestern	2/28	1st, 3rd & 5th	3-0, 5-0 & 2-0	0-0, 5-3 & 10-3	3-0, 10-3 & 12-3	13-3 (7)
Northwestern	3/1	4th, 7th & 8th	3-0, 3-0 & 5-0	2-4, 6-5 & 9-5	5-4, 9-5 & 14-5	14-6
vs. Georgia State	3/3	4th	2-0	0-0	2-0	4-1
Virginia Tech	3/6	1st, 3rd & 5th	8-0, 5-0 & 2-0	0-0, 8-1 & 13-1	8-0, 13-1 & 15-1	16-1 (7)
Virginia Tech	3/7	7th	8-0	5-5	13-5	14-5
Virginia Tech	3/8	2nd & 5th	2-0 & 2-0	0-2 & 4-3	2-2 & 6-3	6-9 - Loss
West Georgia	3/10	2nd, 3rd & 6th	4-0, 5-0 & 3-0	1-0, 5-0 & 11-0	5-0, 9-0 & 14-0	14-0
at Clemson	3/12	3rd & 5th	4-0 & 5-0	0-0 & 4-0	4-0 & 9-0	10-0 (7)
at Clemson	3/13	7th	4-0	4-2	8-2	9-3
at Pitt	3/20	1st	4-0	0-0	4-0	11-9
at Pitt	3/22	2nd, 4th & 6th	2-0, 2-0 & 6-0	0-0, 2-0 & 4-0	2-0, 4-0 & 10-0	12-4 (7)
NC State	3/27	1st	2-0	0-0	2-0	3-1
NC State	3/28	1st & 5th	2-0 & 2-0	0-0 & 2-3	2-0 & 4-3	6-4
NC State	3/29	3rd, 6th & 8th	2-0, 4-0 & 3-0	1-0, 3-0 & 7-0	3-0, 7-0 & 10-0	10-0 (8)
Auburn	3/31	4th, 5th & 7th	2-0, 2-0 & 2-0	6-3, 8-3 & 10-3	8-3, 10-3 & 12-3	13-3 (8)
at Cal	4/2	1st, 3rd & 4th	9-0, 3-0 & 2-0	0-0, 9-0 & 12-0	9-0, 12-0 & 14-0	17-2 (7)
at Cal	4/3	1st & 3rd	4-0 & 3-0	0-0 & 4-0	4-0 & 7-0	7-2
at Cal	4/4	3rd & 6th	3-0 & 5-0	1-0 & 4-0	4-0 & 9-0	9-3
Kennesaw State	4/7	4th & 5th	3-0 & 5-0	1-3 & 4-3	4-3 & 9-3	11-4
Florida State	4/9	6th	3-0	1-3	4-3	4-3
Florida State	4/10	3rd & 8th	4-0 & 4-0	0-1 & 4-2	4-1 & 8-2	8-3
Florida State	4/11	6th	10-0	7-3	17-3	17-3
Georgia Southern	4/14	5th & 6th	2-0 & 2-0	6-5 & 8-5	8-5 & 10-5	13-9
at North Carolina	4/18	5th	2-0	1-10	3-10	4-14 (8)
Georgia	4/21	2nd, 3rd & 6th	2-0, 3-0 & 2-0	2-2, 4-2 & 12-4	4-2, 7-2 & 14-4	14-4 (7)
Wake Forest	4/24	5th	4-0	1-4	5-4	6-5
Wake Forest	4/25	5th, 6th & 7th	2-0, 4-0 & 5-0	3-11, 5-11 & 9-11	5-11, 9-11 & 14-11	14-11
at Kennesaw State	4/28	1st, 4th & 6th	5-0, 3-0 & 2-0	0-0, 5-4 & 8-6	5-0, 8-4 & 10-6	10-7

BIG INNINGS BREAKDOWN

- With a lineup that is described as being the best in all of college baseball, Tech is always primed for hanging up crooked numbers in 2026.
- Tech has delivered 5+ runs in 29 innings so far this year, with much of the damage done with two outs, below is a breakdown...

OPPONENT	DATE	INNING	RUNS	H	2B	3B	HR	2 Out RBI	BB	SCORE BEFORE INNING	SCORE AFTER INNING	FINAL
Bowling Green	2/14	3rd	11	7	1	0	1	8	5	0-2	11-2	27-4
Bowling Green	2/14	4th	5	3	0	0	0	3*	2	11-2	16-2	27-4
Bowling Green	2/14	6th	6	5	1	0	0	0	1	16-2	22-2	27-4
at Georgia Southern	2/17	2nd	7	4	2	0	0	7*	2	1-0	8-0	25-1
at Georgia Southern	2/17	3rd	5	3	1	0	1	4*	2	8-0	13-0	25-1
at Georgia Southern	2/17	7th	8	10	1	1	1	8*	0	17-0	25-0	25-1
Stony Brook	2/20	6th	6	3	1	0	0	5*	5	7-5	13-5	14-5
Stony Brook	2/20	2nd	5	5	2	1	1	0	0	0-3	5-3	10-5 (7)
Stony Brook	2/20	5th	5	5	2	0	1	0	1	5-5	10-5	10-5 (7)
Stony Brook	2/22	1st	7	5	0	1	1	3	3	0-0	7-0	21-3 (7)
Northwestern	2/27	2nd	7	6	4	0	1	5	3	2-2	9-2	17-3 (7)
Northwestern	2/27	4th	5	5	2	0	2	4	0	10-2	15-2	17-3 (7)
Northwestern	2/28	3rd	5	3	1	0	1	0	1	5-3	10-3	13-3 (7)
Northwestern	3/1	8th	5	4	0	0	2	5*	1	9-5	14-5	14-6
Virginia Tech	3/6	1st	8	6	1	0	0	0	5	0-0	8-0	16-1 (7)
Virginia Tech	3/6	3rd	5	3	0	0	0	4*	4	8-1	13-1	16-1 (7)
Virginia Tech	3/7	7th	8	8	0	0	4	2	2	5-5	13-5	14-5
West Georgia	3/10	3rd	5	5	1	0	0	4*	2	5-0	10-0	14-0 (7)
at Clemson	3/12	5th	5	4	0	0	1	0	0	4-0	9-0	10-0 (7)
at Pitt	3/22	6th	6	4	2	0	0	2	2	4-0	10-0	12-4 (7)
Auburn	3/31	2nd	6	4	1	0	2	4	2	0-3	6-3	13-3 (8)
at Cal	4/2	1st	9	6	4	0	0	2	4	0-0	9-0	17-2 (7)
at Cal	4/4	6th	5	5	0	1	0	5*	1	4-0	9-0	9-3
Kennesaw State	4/7	5th	5	5	1	0	2	3	1	4-3	9-3	11-4
Florida State	4/11	5th	5	6	2	0	0	3	0	2-3	7-3	17-3
Florida State	4/11	6th	10	7	1	0	3	8	3	7-3	17-3	17-3
Georgia	4/21	5th	5	5	1	0	1	0	2	7-4	12-4	14-4 (7)
Wake Forest	4/25	7th	5	6	2	0	0	0	1	9-11	14-11	14-11
at Kennesaw State	4/28	1st	5	6	2	0	0	1	0	0-0	5-0	10-7

STARTERS

STARTING PITCHERS GAME-BY-GAME

STARTING PITCHER RECORDS

PITCHER	Starts	Record	GT Career Record
Tate McKee	10	6-1	18-9
Jackson Blakely	8	4-1	4-1
Cooper Underwood	6	1-0	1-0
Dylan Loy	5	1-1	1-1
Porter Buursema	4	0-1	0-1
Dimitri Angelakos	3	1-1	1-1
Carson Ballard	2	1-0	3-2
Mason Patel	2	1-0	14-5
Justin Shadek	2	0-0	0-0
Charlie Willcox	1	0-0	0-0

Last season, Tech set a program record, going 37 games without recording a loss from a starting pitcher.

This season, it took until the 20th game for a Tech pitcher to get saddled with a loss, when Jackson Blakely saw his inherited runners score for a total of 6 earned runs over his outing.

At Cal, Tech starters did not allow an earned run in any of the three starts, spanning 13.1 innings. It was the first time Tech starters had delivered a 0.00 ERA over an ACC series since at least the turn of the century.

Underwood became the first true freshman to start on opening weekend since 2022.

Blakely recorded nine strikeouts in his first career start, vs. Georgia State on Feb. 24 - it was the most strikeouts by any Tech pitcher in their first career start since at least the turn of the century

Angelakos was excellent in his first career start, pitching 5.0 innings with 2 hits, five strikeouts and zero walks, becoming the first Tech pitcher to throw 5.0 scoreless innings in his first career start since Carson Ballard, against Georgia State back in 2024.

PITCHER	DATE	OPPONENT	DEC.	IP	H	R	ER	BB	SO	NP	SCORE W/LEFT	FINAL
Tate McKee	2/13	Bowling Green	W	5.0	3	1	1	1	6	86	5-1	11-5
Mason Patel	2/14	Bowling Green	W	5.0	5	2	2	2	7	96	16-2	27-4
Cooper Underwood	2/14	Bowling Green	ND	3.2	4	2	2	2	4	66	6-2	12-2 (7)
Dylan Loy	2/17	at Ga. Southern	ND	2.0	1	0	0	0	6	35	13-0	25-1
Tate McKee	2/20	Stony Brook	ND	4.0	3	2	2	3	6	82	3-2	14-5
Justin Shadek	2/20	Stony Brook	ND	2.0	2	3	1	1	2	38	5-3	10-5 (7)
Mason Patel	2/21	Stony Brook	ND	3.1	8	5	5	1	1	48	2-5	6-5 (10)
Cooper Underwood	2/22	Stony Brook	W	4.0	0	0	0	2	4	50	14-0	21-3 (7)
Jackson Blakely	2/24	Georgia State	ND	4.0	3	0	0	2	9	74	2-0	4-9
Tate McKee	2/27	Northwestern	W	4.1	6	3	3	2	3	86	15-3	17-3 (7)
Dylan Loy	2/28	Northwestern	W	4.0	9	3	3	0	4	81	10-3	13-3 (7)
Cooper Underwood	3/1	Northwestern	ND	0.1	3	4	4	0	0	26	0-4	14-6
Dimitri Angelakos	3/3	vs Georgia State	W	5.0	2	0	0	0	5	65	2-0	4-1
Tate McKee	3/6	Virginia Tech	ND	3.0	4	1	1	2	3	67	8-1	16-1 (7)
Dylan Loy	3/7	Virginia Tech	ND	4.2	6	5	1	1	3	86	2-5	14-5
Cooper Underwood	3/8	Virginia Tech	ND	2.1	2	2	2	3	2	54	2-2	6-9
Dimitri Angelakos	3/10	West Georgia	ND	3.1	2	0	0	0	2	38	10-0	14-0
Tate McKee	3/12	at Clemson	W	6.0	1	0	0	5	7	99	9-0	10-0(7)
Dylan Loy	3/13	at Clemson	ND	4.1	5	2	2	1	1	75	4-2	9-3
Jackson Blakely	3/14	at Clemson	L	4.1	7	6	6	1	3	78	5-6	7-13
Dimitri Angelakos	3/17	at Auburn	L	1.1	5	4	4	1	1	39	1-4	2-9
Tate McKee	3/20	at Pitt	ND	4.0	6	6	6	5	6	98	11-6	11-9
Dylan Loy	3/21	at Pitt	L	1.0	4	5	5	1	1	29	3-5	9-14
Jackson Blakely	3/22	at Pitt	W	4.0	2	0	0	2	5	75	4-0	12-4
Tate McKee	3/27	NC State	W	7.1	4	1	1	4	3	99	3-1	3-1
Porter Buursema	3/28	NC State	ND	2.1	5	3	3	4	2	66	2-3	6-4
Jackson Blakely	3/29	NC State	W	7.0	4	0	0	1	3	96	7-0	10-0 (8)
Cooper Underwood	3/31	Auburn	ND	1.2	4	3	3	2	1	42	0-3	13-3 (8)
Tate McKee	4/2	at Cal	W	4.0	3	0	0	1	4	65	17-0	17-2 (7)
Porter Buursema	4/3	at Cal	ND	4.0	2	1	0	1	6	65	7-0	7-2
Jackson Blakely	4/4	at Cal	W	5.1	2	0	0	0	6	74	9-0	9-3
Charlie Willcox	4/7	Kennesaw State	ND	1.0	3	3	3	1	0	23	0-3	11-4
Tate McKee	4/9	Florida State	W	6.0	4	3	3	2	7	94	4-3	4-3
Porter Buursema	4/10	Florida State	ND	4.0	3	1	1	1	7	66	4-1	8-3
Jackson Blakely	4/11	Florida State	W	5.0	6	3	3	1	5	86	7-3	17-3
Cooper Underwood	4/14	Georgia Southern	ND	1.0	3	4	4	1	2	29	2-4	13-9
Tate McKee	4/17	at North Carolina	L	2.1	7	5	4	1	3	76	0-5	2-5
Porter Buursema	4/18	at North Carolina	L	2.0	3	7	7	4	2	60	0-7	4-14 (8)
Jackson Blakely	4/19	at North Carolina	ND	2.2	4	2	2	3	3	71	4-2	5-2
Carson Ballard	4/21	vs. Georgia	W	4.1	8	4	4	2	5	83	7-4	14-4 (7)
Tate McKee	4/24	Wake Forest	W	5.0	6	4	3	2	8	98	5-4	6-5
Justin Shadek	4/25	Wake Forest	ND	0.1	2	5	5	2	1	24	0-5	14-11
Jackson Blakely	4/26	Wake Forest	ND	4.0	4	4	3	2	2	73	4-4	6-5
Carson Ballard	4/28	at Kennesaw State	ND	1.0	1	0	0	1	0	20	5-0	10-7

BULLPEN GAME-BY-GAME

OPPONENT	DATE	W-L-S	PITCHERS	INN.	IP	H	R-ER	BB-SO
Bowling Green	Feb. 13	0-0-0	Loy, Willcox, Gaudette, Vicens	6th	4.0	6	4-2	5-7
Bowling Green	Feb. 14	0-0-0	McKelvey, Buursema, Angelakos	6th	4.0	3	2-2	2-9
Bowling Green	Feb. 14	1-0-0	Campbell (W), Shadek, Spivey	4th	3.1	0	0-0	2-4
at Ga. Southern	Feb. 17	1-0-0	Ballard, Blakely (W), McKelvey, Barfield, Lankie	3rd	7.0	5	1-0	1-13
Stony Brook	Feb. 20	1-0-0	Gaudette, Campbell (W), Lankie, Angelakos	5th	5.0	6	3-3	0-8
Stony Brook	Feb. 20	1-0-0	Spivey, McKelvey, Barfield (W), Vicens	3rd	5.0	5	2-2	4-6
Stony Brook	Feb. 21	1-0-0	Loy, Ballard (W)	4th	6.2	0	0-0	2-6
Stony Brook	Feb. 22	0-0-0	Bursema, Willcox	5th	3.0	3	3-2	1-2
Georgia State	Feb. 24	0-1-0	Campbell (L), Spivey, Vicens, Ballard, Angelakos, Gaudette	5th	5.0	9	9-8	1-4
Northwestern	Feb. 27	0-0-0	Gaudette, Buursema	5th	2.2	1	0-0	1-3
Northwestern	Feb. 28	0-0-1	Lankie (S)	5th	3.0	1	0-0	1-4
Northwestern	March 1	1-0-0	Gaudette, Shadek (W), Spivey, Barfield, Campbell	1st	8.2	7	2-2	4-11
vs Georgia State	March 3	0-0-1	Willcox, Spivey (S)	6th	4.0	2	1-1	2-2
Virginia Tech	March 6	1-0-0	Ballard (W), Campbell	4th	4.0	1	0-0	1-6
Virginia Tech	March 7	1-0-0	Blakely, Gaudette (W), Barfield, Vicens	5th	4.1	5	0-0	2-5
Virginia Tech	March 8	0-1-0	Gaudette, Spivey, Lankie, Buursema (L), Shadek, Campbell	3rd	6.2	12	7-7	4-11
West Georgia	March 10	1-0-0	McKelvey (W), Willcox, Buursema	4th	3.2	0	0-0	2-6
at Clemson	March 12	0-0-0	Lankie	7th	1.0	1	0-0	0-0
at Clemson	March 13	1-0-0	Patel (W), Gaudette, Ballard	5th	4.2	4	1-1	2-4
at Clemson	March 14	0-0-0	McKelvey, Spivey, Vicens, Underwood, Barfield, Shadek, Campbell, Willcox	5th	4.2	7	7-5	8-3
at Auburn	March 17	0-0-0	Lankie, Barfield, Gaudette, Campbell, Ballard, Shadek	2nd	6.2	6	5-5	5-8
at Pitt	March 20	1-0-1	McKelvey (W), Gaudette, Patel (S)	5th	4.0	2	3-3	5-4
at Pitt	March 21	0-0-0	Ballard, Willcox, Buursema, Vicens, Barfield	2nd	7.0	7	9-9	7-7
at Pitt	March 22	0-0-0	Barfield, Lankie, Shadek	5th	3.0	4	4-4	2-5
NC State	March 27	0-0-1	Patel (S)	8th	1.2	1	0-0	0-2
NC State	March 28	1-0-1	Loy, Gaudette (W), Barfield (S)	3rd	6.2	4	1-1	2-6
NC State	March 29	0-0-0	Shadek	8th	1.0	0	0-0	0-3
Auburn	March 31	1-0-0	Lankie, Campbell, Loy, Barfield, Willcox, Ballard, Spivey	2nd	6.1	2	0-0	2-7
at Cal	April 2	0-0-0	McKelvey, Angelakos	5th	3.0	3	2-2	3-3
at Cal	April 3	1-0-0	Barfield, Lankie, Spivey, Willcox	5th	5.0	3	1-0	0-7
at Cal	April 4	0-0-0	Gaudette, Shadek, Patel	6th	3.2	5	3-3	2-4
Kennesaw State	April 7	1-0-0	Loy, Ballard (W), Barfield, Spivey, Vicens, Angelakos	2nd	8.0	4	1-1	1-12
Florida State	April 9	0-0-1	Patel (S)	7th	3.0	3	0-0	0-0
Florida State	April 10	1-0-1	Gaudette (W), Loy (S)	5th	5.0	4	2-2	2-6
Florida State	April 11	0-0-0	Lankie, Barfield	6th	2.0	0	0-0	2-3
Georgia Southern	April 14	1-0-0	Ballard, Barfield, Lankie, Shadek, Spivey, Gaudette, Angelakos	2nd	8.0	10	5-4	4-9
at North Carolina	April 17	0-0-0	Shadek, Barfield, Gaudette, Vicens, Loy	3rd	5.2	4	0-0	2-8
at North Carolina	April 18	0-0-0	Loy, McKelvey, Angelakos, Campbell, Willcox	3rd	5.2	7	7-7	8-5
at North Carolina	April 19	1-0-1	Gaudette (W), Patel (S)	3rd	6.1	4	0-0	2-3
vs. Georgia	April 21	0-0-0	Lankie, Barfield	5th	2.2	2	0-0	0-4
Wake Forest	April 24	0-0-1	Barfield, Patel (S)	6th	4.0	3	1-1	2-4
Wake Forest	April 25	1-0-0	Lankie, Campbell, Angelakos, Underwood (W)	1st	8.2	9	6-6	4-11
Wake Forest	April 26	1-0-1	Barfield, Loy (W), Gaudette (S)	5th	5.0	3	1-1	2-4
at Kennesaw St	April 28	1-0-1	Vicens, Spivey (W), Shadek, Patel (S)	2nd	8.0	6	7-7	3-8

• The Tech bullpen set a new season high with a 12.1 inning scoreless streak over the course of the four games from Feb. 24-March 1. The streak was halted in the 5th inning on March 1 against Northwestern after already throwing 3.2 scoreless innings at the time.

• The Tech bullpen did not allow a run over 2.2 innings last Tuesday against Georgia, the 16th scoreless outing for them this season.

• The GT bullpen has allowed two or fewer earned runs in 31 games this season.

2026 Season Summary

(As of Apr 30, 2026)

Georgia Tech Season Summary

Record: 37-7 Home: 25-2 Away: 11-5 Neutral: 1-0 Conference: 19-5
 Extra Inn: 1-0 Vs. Ranked: 11-4

DATE	OPPONENT	SCORE	PLAYER	AVG	SLUG	OBP	GP	AB	R	H	2B	3B	HR	RBI	BB	K	SB	CS	E
02-13	Bowling Green	W 11-5	ADVINCULA, Jarren	.427	.622	.500	44	185	48	79	8	2	8	56	22	15	9	1	1
02-14	Bowling Green	W 27-4	KERCE, Carson	.375	.606	.468	44	160	44	60	23	1	4	35	23	24	2	0	8
02-14	Bowling Green	W 12-2	BAKER, Will	.369	.681	.495	43	141	49	52	18	1	8	39	34	24	1	0	2
02-17	at Georgia Southern	W 25-1	BURRESS, Drew	.365	.630	.484	44	181	61	66	15	3	9	41	35	32	6	4	2
02-20	Stony Brook	W 14-5	LACKEY, Vahn	.360	.683	.488	44	161	56	58	12	2	12	51	37	28	9	0	2
02-20	Stony Brook	W 10-5	HERNANDEZ, Alex	.353	.536	.468	41	153	42	54	7	0	7	35	30	44	2	0	2
02-21+	Stony Brook	W 6-5	ZUCKERMAN, Ryan	.344	.706	.446	44	163	46	56	12	1	15	53	27	64	1	0	6
02-22	Stony Brook	W 21-3	SCHMIDT, Kent	.313	.496	.469	36	115	37	36	6	0	5	38	34	32	2	0	2
02-24	Georgia State	L 4-9	DANIEL, Caleb	.310	.628	.396	40	113	31	35	9	0	9	27	13	35	0	0	0
02-27	Northwestern	W 17-3	ROGERS, Drew	.246	.538	.375	27	65	21	16	1	0	6	22	6	24	0	0	2
02-28	Northwestern	W 13-3																	
03-01	Northwestern	W 14-6																	
03-03	at Georgia St.	W 4-1																	
03-06*	Virginia Tech	W 16-1	NEISES, Tyler	.667	.667	.750	3	3	2	2	0	0	0	0	1	1	0	0	0
03-07*	Virginia Tech	W 14-5	COUPET, Nathanael	.500	.750	.533	12	12	6	6	0	0	1	9	1	5	0	0	0
03-08*	Virginia Tech	L 6-9	DEE, Michael	.500	.500	.600	6	4	3	2	0	0	0	1	1	2	0	0	0
03-10	West Georgia	W 14-0	HARTWELL, Judson	.500	.500	.600	4	4	2	2	0	0	0	1	1	0	0	0	0
03-12*	at Clemson	W 10-0	STEPHENSON, Dominic	.500	1.000	.667	4	4	2	2	0	1	0	3	1	2	0	0	0
03-13*	at Clemson	W 9-3	LEWIS, Coleman	.273	.409	.385	12	22	6	6	0	0	1	4	4	9	0	0	0
03-14*	at Clemson	L 7-13	BROWN, Cade	.273	.273	.429	9	11	3	3	0	0	0	1	2	4	0	0	2
03-17	at Auburn	L 2-9	BROSIOUS, Parker	.267	.667	.510	36	30	8	8	3	0	3	16	15	8	3	0	0
03-20*	at Pitt	W 11-9																	
03-21*	at Pitt	L 9-14																	
03-22*	at Pitt	W 12-4																	
03-27*	NC State	W 3-1																	
03-28*	NC State	W 6-4																	
03-29*	NC State	W 10-0																	
03-31	Auburn	W 13-3																	
04-02*	at California	W 17-2																	
04-03*	at California	W 7-2																	
04-04*	at California	W 9-3																	
04-07	Kennesaw State	W 11-4																	
04-09*	Florida St.	W 4-3																	
04-10*	Florida St.	W 8-3																	
04-11*	Florida St.	W 17-3																	
04-14	Georgia Southern	W 13-9																	
04-17*	at North Carolina	L 2-5																	
04-18*	at North Carolina	L 4-14																	
04-19*	at North Carolina	W 5-2																	
04-21-	vs. Georgia	W 14-4																	
04-24*	Wake Forest	W 6-5																	
04-25*	Wake Forest	W 14-11																	
04-26*	Wake Forest	W 6-5																	
04-28	at Kennesaw St.	W 10-7																	

LOB - Team (379), Opp (328). DPs turned - Team (23), Opp (36). CI - Team (0), Opp (0). IBB - Team (4): ZUCKERMAN, Ryan (1)
 ;ADVINCULA, Jarren (1);LACKEY, Vahn (1);BAKER, Will (1) . Picked off - Team (5): BURRESS, Drew (2);SCHMIDT, Kent (1)
 ;LACKEY, Vahn (1);KERCE, Carson (1) .

PLAYER	ERA	W-L	APP	GS	CG	SHO	SV	IP	H	R	ER	BB	K	AVG	HR
PATEL, Mason	2.77	2-0	10	2	0	0	6	26.0	27	8	8	7	19	.278	0
BLAKELY, Jackson	3.05	5-1	10	8	0	1	0	41.1	38	15	14	12	43	.241	5
ANGELAKOS, Dimitri	3.13	1-1	11	3	0	1	0	23.0	20	8	8	4	19	.230	4
LOY, Dylan	3.50	3-1	14	5	0	0	1	36.0	34	18	14	11	36	.243	7
BALLARD, Carson	3.91	5-0	12	2	0	0	0	23.0	27	12	10	10	26	.290	4
MCKEE, Tate	4.24	7-1	11	11	0	1	0	51.0	47	26	24	28	56	.242	11
SHADEK, Justin	6.20	1-0	13	2	0	1	0	20.1	19	18	14	15	33	.247	3
BUURSEMA, Porter	6.20	0-2	10	4	0	1	0	20.1	15	15	14	19	29	.208	2
UNDERWOOD, Cooper	7.50	2-0	8	6	0	0	0	18.0	17	15	15	12	20	.262	2
WILLCOX, Charlie	10.38	0-0	10	1	0	1	0	13.0	21	17	15	9	13	.339	1
BARFIELD, Brett	1.69	2-0	18	0	0	0	1	16.0	10	3	3	6	19	.172	1
GAUDETTE, Caden	2.74	4-0	17	0	0	1	1	23.0	12	7	7	8	20	.154	4
LANKIE, Jake	5.00	0-0	13	0	0	1	1	18.0	24	12	10	5	23	.312	3
CAMPBELL, Kayden	6.23	2-1	11	0	0	0	0	8.2	9	6	6	7	9	.281	0
SPIVEY, Caden	8.16	1-0	12	0	0	0	1	14.1	14	13	13	12	19	.259	2
MCKELVEY, Adam	9.45	2-0	8	0	0	1	0	6.2	6	7	7	7	11	.250	2
VICENS, Jamie	10.29	0-0	9	0	0	0	0	7.0	5	9	8	9	13	.200	1
Totals	4.68	37-7	44	0	3	11	0	365.2	345	209	190	181	408	.248	52
Opponents	10.90	7-37	44	0	0	4	0	346.2	543	467	420	287	353	.356	88

PB - Team(6): LACKEY, Vahn (4);ROGERS, Drew (2) , Opp (9). Pickoffs - Team(9): UNDERWOOD, Cooper (2);SPIVEY, Caden (1)
 ;BALLARD, Carson (1);PATEL, Mason (1);LOY, Dylan (1);ANGELAKOS, Dimitri (1);BUURSEMA, Porter (1) , Opp (5). SBA/ATT -
 LACKEY, Vahn (28-32);ROGERS, Drew (20-28);BLAKELY, Jackson (2-2);VICENS, James (2-2);WILLCOX, Charlie (1-1)
 ;SHADEK, Justin (1-1);ANGELAKOS, Dimitri (1-1) .

SCORE BY INNINGS	1	2	3	4	5	6	7	8	9	EX	TOTAL
Georgia Tech	71	60	75	39	74	73	47	26	1	1	467
Opponents	43	43	11	22	39	12	21	12	6	0	209

Overall Stats

Georgia Tech Overall Statistics

Record: 37-7 Home: 25-2 Away: 11-5 Neutral: 1-0 Conference: 19-5
 Extra Inn: 1-0 Vs. Ranked: 11-4

PLAYER	AVG	GP-GS	AB	R	H	2B	3B	HR	XB	RBI	TB	SLG	BB	HP	K	GDP	OB%	SF	SH	SB-ATT	PO	A	E	FLD%	
ADVINCULA, Jarren	.427	44-44	185	48	79	8	2	8	18	56	115	.622	22	6	15	1	.500	1	1	9-10	60	79	1	.993	
KERCE, Carson	.375	44-44	160	44	60	23	1	4	28	35	97	.606	23	5	24	7	.468	0	1	2-2	47	102	8	.949	
BAKER, Will	.369	43-41	141	49	52	18	1	8	27	39	96	.681	34	4	24	5	.495	3	3	1-1	27	4	2	.939	
BURRESS, Drew	.365	44-44	181	61	66	15	3	9	27	41	114	.630	35	7	32	2	.484	0	0	6-10	89	4	2	.979	
LACKEY, Vahn	.360	44-44	161	56	58	12	2	12	26	51	110	.683	37	4	28	7	.488	1	0	9-9	266	20	2	.993	
HERNANDEZ, Alex	.353	41-41	153	42	54	7	0	7	14	35	82	.536	30	4	44	2	.468	1	0	2-2	102	10	2	.982	
ZUCKERMAN, Ryan	.344	44-44	163	46	56	12	1	15	28	53	115	.706	27	4	64	3	.446	1	0	1-1	20	71	6	.938	
SCHMIDT, Kent	.313	36-36	115	37	36	6	0	5	11	38	57	.496	34	5	32	4	.469	6	0	2-2	237	11	2	.992	
DANIEL, Caleb	.310	40-29	113	31	35	9	0	9	18	27	71	.628	13	5	35	2	.396	3	0	0-0	40	0	0	1.000	
ROGERS, Drew	.246	27-17	65	21	16	1	0	6	7	22	35	.538	6	8	24	3	.375	1	0	0-0	140	15	2	.987	

NEISES, Tyler	.667	3-0	3	2	2	0	0	0	0	0	2	.667	1	0	1	0	.750	0	0	0-0	2	0	0	1.000	
COUPET, Nathanael	.500	12-1	12	6	6	0	0	1	1	9	9	.750	1	1	5	0	.533	1	0	0-0	14	1	0	1.000	
DEE, Michael	.500	6-0	4	3	2	0	0	0	0	1	2	.500	1	0	2	0	.600	0	0	0-0	2	2	0	1.000	
HARTWELL, Judson	.500	4-0	4	2	2	0	0	0	0	1	2	.500	1	0	0	0	.600	0	0	0-0	1	0	0	1.000	
STEPHENSON, Dominic	.500	4-0	4	2	2	0	1	0	1	3	4	1.000	1	1	2	0	.667	0	0	0-0	7	0	0	1.000	
LEWIS, Coleman	.273	12-2	22	6	6	0	0	1	1	4	9	.409	4	0	9	0	.385	0	0	0-0	1	0	0	1.000	
BROWN, Cade	.273	9-0	11	3	3	0	0	0	0	1	3	.273	2	1	4	0	.429	0	0	0-0	10	2	2	.857	
BROSIUS, Parker	.267	36-9	30	8	8	3	0	3	6	16	20	.667	15	2	8	1	.510	2	2	3-3	19	0	0	1.000	
Others																					13	46	6	.908	
Totals	.356	-	1527	467	543	114	11	88	213	432	943	.618	287	57	353	37	.469	20	7	35-40	1097	367	35	.977	
Opponents	.248	-	1393	209	345	69	1	52	122	200	572	.411	181	42	408	23	.349	11	12	48-60	1041	350	48	.967	

LOB - Team (379), Opp (328). DPs turned - Team (23), Opp (36). CI - Team (0), Opp (0). IBB - Team (4): ZUCKERMAN, Ryan (1); ADVINCULA, Jarren (1); LACKEY, Vahn (1); BAKER, Will (1). Picked off - Team (5): BURRESS, Drew (2); SCHMIDT, Kent (1); LACKEY, Vahn (1); KERCE, Carson (1).

PLAYER	ERA	W-L	APP	GS	CG	SHO	SV	IP	H	R	ER	BB	K	WHIP	2B	3B	HR	AVG	WP	HP	BK	SFA	SHA		
PATEL, Mason	2.77	2-0	10	2	0	0	6	26.0	27	8	8	7	19	1.31	9	0	0	.278	0	1	0	0	3		
BLAKELY, Jackson	3.05	5-1	10	8	0	1	0	41.1	38	15	14	12	43	1.21	9	1	5	.241	2	8	0	2	1		
ANGELAKOS, Dimitri	3.13	1-1	11	3	0	1	0	23.0	20	8	8	4	19	1.04	5	0	4	.230	1	3	0	0	0		
LOY, Dylan	3.50	3-1	14	5	0	0	1	36.0	34	18	14	11	36	1.25	1	0	7	.243	1	3	0	0	0		
BALLARD, Carson	3.91	5-0	12	2	0	0	0	23.0	27	12	10	10	26	1.61	6	0	4	.290	1	3	0	1	1		
MCKEE, Tate	4.24	7-1	11	11	0	1	0	51.0	47	26	24	28	56	1.47	5	0	11	.242	5	3	0	0	0		
SHADEK, Justin	6.20	1-0	13	2	0	1	0	20.1	19	18	14	15	33	1.67	5	0	3	.247	1	3	0	1	3		
BUURSEMA, Porter	6.20	0-2	10	4	0	1	0	20.1	15	15	14	19	29	1.67	3	0	2	.208	4	0	0	1	1		
UNDERWOOD, Cooper	7.50	2-0	8	6	0	0	0	18.0	17	15	15	12	20	1.61	6	0	2	.262	0	5	0	2	1		
WILLCOX, Charlie	10.38	0-0	10	1	0	1	0	13.0	21	17	15	9	13	2.31	5	0	1	.339	1	4	0	0	0		

BARFIELD, Brett	1.69	2-0	18	0	0	0	1	16.0	10	3	3	6	19	1.00	1	0	1	.172	1	1	0	0	0		
GAUDETTE, Caden	2.74	4-0	17	0	0	0	1	23.0	12	7	7	8	20	0.87	0	0	4	.154	0	2	0	0	1		
LANKIE, Jake	5.00	0-0	13	0	0	1	1	18.0	24	12	10	5	23	1.61	6	0	3	.312	0	1	0	1	0		
CAMPBELL, Kayden	6.23	2-1	11	0	0	0	0	8.2	9	6	6	7	9	1.85	3	0	0	.281	0	1	1	0	0		
SPIVEY, Caden	8.16	1-0	12	0	0	0	1	14.1	14	13	13	12	19	1.81	4	0	2	.259	2	2	0	0	0		
MCKELVEY, Adam	9.45	2-0	8	0	0	1	0	6.2	6	7	7	7	11	1.95	1	0	2	.250	0	1	0	2	0		
VICENS, Jamie	10.29	0-0	9	0	0	0	0	7.0	5	9	8	9	13	2.00	0	0	1	.200	2	1	0	1	1		
Totals	4.68	37-7	44	0	3	11	4	365.2	345	209	190	181	408	1.44	69	1	52	.248	21	42	1	11	12		
Opponents	10.90	7-37	44	0	0	4	4	346.2	543	467	420	287	353	2.39	114	11	88	.356	45	57	3	20	7		

PB - Team(6): LACKEY, Vahn (4); ROGERS, Drew (2), Opp (9). Pickoffs - Team(9): UNDERWOOD, Cooper (2); SPIVEY, Caden (1); BALLARD, Carson (1); PATEL, Mason (1); LOY, Dylan (1); ANGELAKOS, Dimitri (1); BUURSEMA, Porter (1), Opp (5). SBA/ATT - LACKEY, Vahn (28-32); ROGERS, Drew (20-28); BLAKELY, Jackson (2-2); VICENS, James (2-2); WILLCOX, Charlie (1-1); SHADEK, Justin (1-1); ANGELAKOS, Dimitri (1-1).

Record: 19-5 Home: 11-1 Away: 8-4 Neutral: 0-0 Conference: 19-5
 Extra Inn: 0-0 Vs. Ranked: 9-3

PLAYER	AVG	GP-GS	AB	R	H	2B	3B	HR	XB	RBI	TB	SLG	BB	HP	K	GDP	OB%	SF	SH	SB-ATT	PO	A	E	FLD%
ADVINCULA, Jarren	.465	24-24	101	26	47	8	2	3	13	28	68	.673	12	2	10	0	.526	1	0	4-5	40	44	0	1.000
KERCE, Carson	.351	24-24	94	19	33	11	0	3	14	24	53	.564	7	2	16	4	.408	0	1	1-1	26	66	5	.948
BURRESS, Drew	.320	24-24	103	33	33	7	1	5	13	18	57	.553	16	2	24	1	.421	0	0	1-3	49	1	0	1.000
BAKER, Will	.319	23-22	72	26	23	8	1	7	16	19	54	.750	17	2	16	3	.462	0	3	0-0	7	3	1	.909
LACKEY, Vahn	.307	24-24	88	32	27	6	0	6	12	21	51	.580	21	1	16	7	.445	0	0	4-4	171	12	1	.995
SCHMIDT, Kent	.295	24-24	78	19	23	4	0	3	7	28	36	.462	20	2	24	1	.433	4	0	2-2	174	9	1	.995
ZUCKERMAN, Ryan	.284	24-24	88	22	25	6	0	5	11	23	46	.523	13	1	38	0	.379	1	0	1-1	15	45	2	.968
DANIEL, Caleb	.254	21-15	59	11	15	3	0	3	6	10	27	.458	5	2	21	0	.333	0	0	0-0	21	0	0	1.000
HERNANDEZ, Alex	.253	23-23	87	14	22	2	0	3	5	15	33	.379	19	1	31	1	.389	1	0	0-0	36	5	1	.976
BROSIUS, Parker	.211	19-8	19	4	4	1	0	2	3	4	11	.579	10	2	5	1	.516	0	1	0-0	12	0	0	1.000

BROWN, Cade	.333	2-0	3	1	1	0	0	0	0	0	1	.333	0	0	0	0	.333	0	0	0-0	3	1	0	1.000
COUPET, Nathanael	.333	4-0	3	0	1	0	0	0	0	2	1	.333	1	0	2	0	.500	0	0	0-0	2	1	0	1.000
ROGERS, Drew	.167	9-3	18	4	3	0	0	1	1	3	6	.333	2	1	9	0	.286	0	0	0-0	40	4	0	1.000
LEWIS, Coleman	.167	3-1	6	1	1	0	0	1	1	1	4	.667	0	0	4	0	.167	0	0	0-0	0	0	0	.000
STEPHENSON, Dominic	.000	1-0	0	0	0	0	0	0	0	0	0	.000	1	0	0	0	.000	0	0	0-0	0	0	0	.000
Others																					6	15	4	.840
Totals	.315	-	819	212	258	56	4	42	102	196	448	.547	144	18	216	18	.425	7	5	13-16	602	206	15	.982
Opponents	.251	-	764	121	192	33	1	37	71	116	338	.442	114	21	207	16	.361	8	3	21-27	581	168	27	.965

LOB - Team (197), Opp (184). DPs turned - Team (16), Opp (17). CI - Team (0), Opp (0). IBB - Team (3): ADVINCULA, Jarren (1); LACKEY, Vahn (1); BAKER, Will (1). Picked off - Team (2): SCHMIDT, Kent (1); KERCE, Carson (1).

PLAYER	ERA	W-L	APP	GS	CG	SHO	SV	IP	H	R	ER	BB	K	WHIP	2B	3B	HR	AVG	WP	HP	BK	SFA	SHA	
UNDERWOOD, Cooper	2.45	1-0	3	1	0	0	0	7.1	3	2	2	5	9	1.09	1	0	0	.136	0	2	0	2	0	
BLAKELY, Jackson	3.67	4-1	8	7	0	1	0	34.1	33	15	14	10	29	1.25	9	1	5	.250	2	6	0	2	0	
MCKEE, Tate	4.30	5-1	8	8	0	1	0	37.2	35	20	18	22	41	1.51	3	0	9	.241	3	1	0	0	0	
LOY, Dylan	5.12	1-1	8	3	0	0	1	19.1	22	15	11	9	15	1.60	0	0	6	.286	1	3	0	0	0	
BUURSEMA, Porter	8.22	0-2	6	4	0	0	0	15.1	14	15	14	13	20	1.76	3	0	2	.250	3	0	0	1	1	
SHADEK, Justin	10.80	0-0	7	1	0	1	0	8.1	11	12	10	10	14	2.52	1	0	2	.314	0	2	0	1	1	

PATEL, Mason	0.54	1-0	7	0	0	0	5	16.2	13	1	1	4	11	1.02	4	0	0	.220	0	1	0	0	1	
BARFIELD, Brett	1.00	1-0	10	0	0	0	1	9.0	5	1	1	5	11	1.11	1	0	1	.156	1	0	0	0	0	
GAUDETTE, Caden	2.12	4-0	10	0	0	0	1	17.0	7	4	4	7	14	0.82	0	0	3	.123	0	1	0	0	0	
ANGELAKOS, Dimitri	2.70	0-0	3	0	0	0	0	6.2	6	2	2	3	7	1.35	2	0	2	.240	1	1	0	0	0	
CAMPBELL, Kayden	3.60	0-0	5	0	0	0	0	5.0	3	2	2	3	7	1.20	0	0	0	.176	0	0	0	0	0	
VICENS, Jamie	5.40	0-0	4	0	0	0	0	1.2	0	1	1	3	4	1.80	0	0	0	.000	1	0	0	0	0	
BALLARD, Carson	6.00	1-0	3	0	0	0	0	6.0	6	4	4	3	6	1.50	1	0	1	.250	0	2	0	0	0	
LANKIE, Jake	9.95	0-0	6	0	0	1	0	6.1	14	8	7	3	7	2.68	3	0	3	.438	0	1	0	0	0	
SPIVEY, Caden	12.27	0-0	3	0	0	0	0	3.2	6	5	5	3	4	2.45	2	0	0	.400	0	0	0	0	0	
WILLCOX, Charlie	17.18	0-0	4	0	0	0	0	3.2	9	7	7	5	5	3.82	3	0	1	.450	0	0	0	0	0	
MCKELVEY, Adam	23.63	1-0	4	0	0	0	0	2.2	5	7	7	6	3	4.12	0	0	2	.455	0	1	0	2	0	
Totals	4.93	19-5	24	0	2	8	200.2	192	121	110	114	207	1.52	33	1	37	.251	12	21	0	8	3		
Opponents	8.50	5-19	24	0	0	3	193.2	258	212	183	144	216	2.08	56	4	42	.315	25	18	2	7	5		

PB - Team(3): LACKEY, Vahn (3), Opp (5). Pickoffs - Team(4): LOY, Dylan (1); ANGELAKOS, Dimitri (1); BUURSEMA, Porter (1), Opp (2). SBA/ATT - LACKEY, Vahn (13-17); ROGERS, Drew (8-10); BLAKELY, Jackson (2-2); VICENS, James (1-1).

PITCHING SITUATIONAL

PLAYER	vs left			vs right			runners on			bases emp			leadoff			2outs			fly	gnd	fly/	
	H	AB	AVG	H	AB	AVG	H	AB	AVG	H	AB	AVG	ADV	OPS	PCT	H	AB	AVG	OUT	OUT	GND	GDP
43 ANGELAKOS, Dimitri	10	35	.286	10	50	.200	4	31	.129	16	56	.286	9	25	.360	4	24	.167	31	17	1.8	1
21 BALLARD, Carson	14	34	.412	13	59	.220	11	49	.224	16	44	.364	9	24	.375	7	28	.250	22	16	1.4	3
32 BARFIELD, Brett	4	26	.154	6	32	.188	4	32	.125	6	26	.231	6	13	.462	3	19	.158	17	11	1.5	0
24 BLAKELY, Jackson	21	66	.318	17	90	.189	14	65	.215	24	93	.258	15	43	.349	12	52	.231	42	35	1.2	0
99 BUURSEMA, Porter	7	23	.304	8	49	.163	10	38	.263	5	34	.147	11	22	.500	3	21	.143	11	17	0.6	1
49 CAMPBELL, Kayden	5	16	.313	4	15	.267	5	14	.357	4	18	.222	3	9	.333	3	13	.231	6	8	0.8	0
18 GAUDETTE, Caden	7	29	.241	5	49	.102	4	36	.111	8	42	.190	5	18	.278	2	28	.071	20	26	0.8	1
35 LANKIE, Jake	16	31	.516	8	45	.178	13	41	.317	11	36	.306	7	17	.412	6	27	.222	12	16	0.8	1
37 LOY, Dylan	13	56	.232	21	81	.259	13	60	.217	21	80	.263	10	36	.278	8	43	.186	32	34	0.9	1
22 MCKEE, Tate	26	81	.321	21	107	.196	17	87	.195	30	107	.280	24	54	.444	8	57	.140	38	50	0.8	6
55 MCKELVEY, Adam	0	6	.000	6	17	.353	4	16	.250	2	8	.250	3	5	.600	2	9	.222	8	1	8.0	0
29 PATEL, Mason	12	38	.316	14	57	.246	11	50	.220	16	47	.340	11	25	.440	6	31	.194	27	24	1.1	2
31 SHADEK, Justin	10	31	.323	8	45	.178	10	38	.263	9	39	.231	7	19	.368	11	31	.355	11	13	0.8	0
20 SPIVEY, Caden	6	20	.300	8	34	.235	8	28	.286	6	26	.231	5	14	.357	3	16	.188	12	8	1.5	0
15 UNDERWOOD, Cooper	8	31	.258	9	30	.300	10	23	.435	7	42	.167	5	20	.250	7	22	.318	15	15	1.0	1
26 VICENS, Jamie	2	8	.250	3	17	.176	4	12	.333	1	13	.077	4	9	.444	1	6	.167	5	2	2.5	0
16 WILLCOX, Charlie	10	21	.476	11	41	.268	17	40	.425	4	22	.182	5	13	.385	10	23	.435	11	15	0.7	0
Totals	171	552	.310	172	818	.210	159	660	.241	186	733	.254	139	366	.380	96	450	.213	320	308	1.0	17
Opponents	210	579	.363	333	948	.351	329	873	.377	214	654	.327	164	349	.470	195	520	.375	319	308	1.0	29

PLAYER	AP	GS	IP/APP	H/G	R/G	ER/G	BB/G	K/G	K/BB	2B/G	3B/G	HR/G	FO/G	GO/G	BF/G	SBA	ATT	PCT
43 ANGELAKOS, Dimitri	11	3	2.09	7.83	3.13	3.13	1.57	7.43	4.75	1.96	0.00	1.57	12.13	6.65	36.78	1	1	1.000
21 BALLARD, Carson	12	2	1.92	10.57	4.70	3.91	3.91	10.17	2.60	2.35	0.00	1.57	8.61	6.26	42.26	0	0	0
32 BARFIELD, Brett	18	0	0.89	5.63	1.69	1.69	3.38	10.69	3.17	0.56	0.00	0.56	9.56	6.19	36.56	0	0	0
24 BLAKELY, Jackson	10	8	4.13	8.27	3.27	3.05	2.61	9.36	3.58	1.96	0.22	1.09	9.15	7.62	39.41	2	2	1.000
99 BUURSEMA, Porter	10	4	2.03	6.64	6.64	6.20	8.41	12.84	1.53	1.33	0.00	0.89	4.87	7.52	41.16	0	0	0
49 CAMPBELL, Kayden	11	0	0.79	9.35	6.23	6.23	7.27	9.35	1.29	3.12	0.00	0.00	6.23	8.31	41.54	0	0	0
18 GAUDETTE, Caden	17	0	1.35	4.70	2.74	2.74	3.13	7.83	2.50	0.00	0.00	1.57	7.83	10.17	34.83	0	0	0
35 LANKIE, Jake	13	0	1.38	12.00	6.00	5.00	2.50	11.50	4.60	3.00	0.00	1.50	6.00	8.00	42.00	0	0	0
37 LOY, Dylan	14	5	2.57	8.50	4.50	3.50	2.75	9.00	3.27	0.25	0.00	1.75	8.00	8.50	38.50	0	0	0
22 MCKEE, Tate	11	11	4.64	8.29	4.59	4.24	4.94	9.88	2.00	0.88	0.00	1.94	6.71	8.82	39.71	0	0	0
55 MCKELVEY, Adam	8	0	0.83	8.10	9.45	9.45	9.45	14.85	1.57	1.35	0.00	2.70	10.80	1.35	45.90	0	0	0
29 PATEL, Mason	10	2	2.60	9.35	2.77	2.77	2.42	6.58	2.71	3.12	0.00	0.00	9.35	8.31	37.38	0	0	0
31 SHADEK, Justin	13	2	1.56	8.41	7.97	6.20	6.64	14.61	2.20	2.21	0.00	1.33	4.87	5.75	43.82	1	1	1.000
20 SPIVEY, Caden	12	0	1.19	8.79	8.16	8.16	7.54	11.93	1.58	2.51	0.00	1.26	7.54	5.02	42.70	0	0	0
15 UNDERWOOD, Cooper	8	6	2.25	8.50	7.50	7.50	6.00	10.00	1.67	3.00	0.00	1.00	7.50	7.50	42.50	0	0	0
26 VICENS, Jamie	9	0	0.78	6.43	11.57	10.29	11.57	16.71	1.44	0.00	0.00	1.29	6.43	2.57	47.57	2	2	1.000
16 WILLCOX, Charlie	10	1	1.30	14.54	11.77	10.38	6.23	9.00	1.44	3.46	0.00	0.69	7.62	10.38	51.92	1	1	1.000
Totals	44	44	8.31	8.49	5.14	4.68	4.45	10.04	2.25	1.70	0.02	1.28	7.88	7.58	40.34	48	60	.800
Opponents	44	44	7.88	14.10	12.12	10.90	7.45	9.16	1.23	2.96	0.29	2.28	8.28	8.00	49.27	35	40	.875

Pitching averages based on 9-inning game.

STARTING PITCHING

Starters (Stats from starts only)

PLAYER	GP-GS	ERA	W-L	IP	H	R	ER	BB	K	2B	3B	HR	AVG	BF	WP	HP	BK	SFA	SHA
BLAKELY, Jackson	10-8	3.47	4-1	36.1	32	15	14	12	36	7	1	5	.234	159	1	7	0	2	1
ANGELAKOS, Dimitri	11-3	3.72	1-1	9.2	9	4	4	1	8	2	0	2	.243	39	0	1	0	0	0
MCKEE, Tate	11-11	4.24	7-1	51.0	47	26	24	28	56	5	0	11	.242	225	5	3	0	0	0
LOY, Dylan	14-5	6.19	1-1	16.0	25	15	11	3	15	1	0	6	.347	77	1	2	0	0	0
BALLARD, Carson	12-2	6.75	1-0	5.1	9	4	4	3	5	2	0	3	.375	27	0	0	0	0	0
PATEL, Mason	10-2	7.56	1-0	8.1	13	7	7	3	8	5	0	0	.382	39	0	0	0	0	2
BUURSEMA, Porter	10-4	8.03	0-1	12.1	13	12	11	10	17	2	0	2	.271	58	3	0	0	0	0
UNDERWOOD, Cooper	8-6	10.38	1-0	13.0	16	15	15	10	13	5	0	2	.320	67	0	4	0	2	1
SHADEK, Justin	13-2	23.15	0-0	2.1	4	8	6	3	3	1	0	2	.400	15	1	1	0	0	1
WILLCOX, Charlie	10-1	27.00	0-0	1.0	3	3	3	1	0	1	0	0	.500	9	0	2	0	0	0
		5.74	16-5	155.1	171	109	99	74	161	31	1	33	.279	715	11	20	0	4	5

BULLPEN

Non-starters (Stats from non-starts only)

PLAYER	GP-GS	ERA	W-L	IP	H	R	ER	BB	K	2B	3B	HR	AVG	BF	WP	HP	BK	SFA	SHA
UNDERWOOD, Cooper	8-6	0.00	1-0	5.0	1	0	0	2	7	1	0	0	.067	18	0	1	0	0	0
BLAKELY, Jackson	10-8	0.00	1-0	5.0	6	0	0	0	7	2	0	0	.286	22	1	1	0	0	0
PATEL, Mason	10-2	0.51	1-0	17.2	14	1	1	4	11	4	0	0	.222	69	0	1	0	0	1
LOY, Dylan	14-5	1.35	2-0	20.0	9	3	3	8	21	0	0	1	.132	77	0	1	0	0	0
BARFIELD, Brett	18-0	1.98	2-0	13.2	10	3	3	6	19	1	0	1	.172	65	1	1	0	0	0
ANGELAKOS, Dimitri	11-3	2.70	0-0	13.1	11	4	4	3	11	3	0	2	.220	55	1	2	0	0	0
GAUDETTE, Caden	17-0	3.05	4-0	20.2	12	7	7	8	20	0	0	4	.154	89	0	2	0	0	1
BALLARD, Carson	12-2	3.06	4-0	17.2	18	8	6	7	21	4	0	1	.261	81	1	3	0	1	1
BUURSEMA, Porter	10-4	3.38	0-1	8.0	2	3	3	9	12	1	0	0	.083	35	1	0	0	1	1
SHADEK, Justin	13-2	4.00	1-0	18.0	15	10	8	12	30	4	0	1	.224	84	0	2	0	1	2
LANKIE, Jake	13-0	5.00	0-0	18.0	24	12	10	5	23	6	0	3	.312	84	0	1	0	1	0
CAMPBELL, Kayden	11-0	6.23	2-1	8.2	9	6	6	7	9	3	0	0	.281	40	0	1	1	0	0
SPIVEY, Caden	12-0	8.16	1-0	14.1	14	13	13	12	19	4	0	2	.259	68	2	2	0	0	0
WILLCOX, Charlie	10-1	9.00	0-0	12.0	18	14	12	8	13	4	0	1	.321	66	1	2	0	0	0
MCKELVEY, Adam	8-0	9.45	2-0	6.2	6	7	7	7	11	1	0	2	.250	34	0	1	0	2	0
VICENS, Jamie	9-0	10.29	0-0	7.0	5	9	8	9	13	0	0	1	.200	37	2	1	0	1	1
		3.89	21-2	210.1	174	100	91	107	247	38	0	19	.223	924	10	22	1	7	7

BATTING SITUATIONAL

PLAYER	vs left			vs right			runners on			bases emp			bases ldd			leadoff			fly	gnd	fly/
	H	AB	AVG	H	AB	AVG	H	AB	AVG	H	AB	AVG	H	AB	AVG	RCH	OP	PCT	OUT	OUT	GND
2 ADVINCULA, Jarren	25	56	.446	51	125	.408	57	113	.504	22	72	.306	2	8	.250	16	33	.485	40	44	0.9
7 BAKER, Will	16	46	.348	35	93	.376	27	77	.351	25	64	.391	4	7	.571	14	24	.583	28	35	0.8
1 BROSIUS, Parker	6	15	.400	2	15	.133	5	17	.294	3	13	.231	1	1	1.000	5	8	.625	12	5	2.4
14 BROWN, Cade	2	3	.667	1	8	.125	2	6	.333	1	5	.200	0	1	.000	0	1	.000	3	1	3.0
8 BURRESS, Drew	17	52	.327	48	126	.381	34	93	.366	32	88	.364	1	7	.143	34	62	.548	50	24	2.1
19 COUPET, Nathanael	3	7	.429	3	5	.600	6	9	.667	0	3	.000	1	1	1.000	0	0	-	1	1	1.0
6 DANIEL, Caleb	11	26	.423	24	85	.282	16	58	.276	19	55	.345	2	3	.667	12	29	.414	26	14	1.9
0 DEE, Michael	1	3	.333	1	1	1.000	2	3	.667	0	1	.000	1	2	.500	0	1	.000	0	0	-
41 HARTWELL, Judson	1	1	1.000	1	3	.333	2	2	1.000	0	2	.000	0	0	-	1	2	.500	1	0	-
4 HERNANDEZ, Alex	11	39	.282	43	111	.387	32	82	.390	22	71	.310	3	4	.750	10	31	.323	26	25	1.0
3 KERCE, Carson	19	45	.422	40	111	.360	29	86	.337	31	74	.419	2	8	.250	16	36	.444	32	37	0.9
25 LACKEY, Vahn	19	44	.432	39	116	.336	38	102	.373	20	59	.339	3	8	.375	15	33	.455	34	29	1.2
9 LEWIS, Coleman	3	7	.429	3	15	.200	4	12	.333	2	10	.200	2	4	.500	2	3	.667	4	3	1.3
39 NEISES, Tyler	1	2	.500	1	1	1.000	2	3	.667	0	0	-	0	1	.000	1	1	1.000	0	0	-
34 ROGERS, Drew	8	24	.333	8	41	.195	12	41	.293	4	24	.167	1	4	.250	4	15	.267	16	8	2.0
10 SCHMIDT, Kent	6	38	.158	29	73	.397	26	72	.361	10	43	.233	5	14	.357	10	22	.455	24	24	1.0
5 STEPHENSON, Dominic	0	1	.000	2	3	.667	2	2	1.000	0	2	.000	1	1	1.000	0	1	.000	0	0	-
11 ZUCKERMAN, Ryan	22	53	.415	32	107	.299	33	95	.347	23	68	.338	6	11	.545	24	47	.511	22	19	1.2
Totals	171	462	.370	363	1039	.349	329	873	.377	214	654	.327	35	85	.412	164	349	.470	319	269	1.2
Opponents	76	318	.239	269	1075	.250	159	660	.241	186	733	.254	9	41	.220	139	366	.380	320	291	1.1

PLAYER	pinch hit			RISP			R3rd LT2out			2outs			adv ops			2out rnr			rch rch		
	H	AB	AVG	H	AB	AVG	SUCC	OP	PCT	H	AB	AVG	ADV	OP	PCT	RBI	ADV	LOB	ERR	FC	KL
2 ADVINCULA, Jarren	0	0	-	35	67	.522	10	17	.588	28	68	.412	79	134	.590	21	0	41	2	10	3
7 BAKER, Will	0	1	.000	18	48	.375	13	20	.650	19	56	.339	52	104	.500	19	0	37	1	7	6
1 BROSIUS, Parker	1	4	.250	5	12	.417	4	8	.500	2	8	.250	19	32	.594	4	0	8	1	0	5
14 BROWN, Cade	3	6	.500	0	4	.000	1	3	.333	1	6	.167	4	9	.444	0	0	7	0	0	2
8 BURRESS, Drew	0	0	-	20	52	.385	4	7	.571	21	53	.396	55	114	.482	20	0	40	4	5	8
19 COUPET, Nathanael	3	4	.750	4	5	.800	3	4	.750	1	2	.500	10	12	.833	1	0	0	0	0	3
6 DANIEL, Caleb	3	6	.500	12	44	.273	6	16	.375	6	31	.194	32	73	.438	6	0	26	5	2	10
0 DEE, Michael	1	1	1.000	2	3	.667	1	1	1.000	1	2	.500	2	4	.500	0	0	3	0	0	0
41 HARTWELL, Judson	2	3	.667	2	2	1.000	0	0	-	1	1	1.000	2	2	1.000	1	0	0	1	0	0
4 HERNANDEZ, Alex	0	0	-	20	57	.351	5	15	.333	23	52	.442	52	105	.495	14	0	33	3	2	20
3 KERCE, Carson	0	0	-	18	52	.346	6	12	.500	21	57	.368	53	102	.520	17	0	43	4	4	7
25 LACKEY, Vahn	0	0	-	24	61	.393	8	17	.471	24	53	.453	74	128	.578	28	0	33	3	11	16
9 LEWIS, Coleman	2	6	.333	3	9	.333	0	2	.000	3	8	.375	6	13	.462	3	0	5	0	0	2
39 NEISES, Tyler	1	1	1.000	0	1	.000	0	0	-	1	2	.500	2	3	.667	0	0	3	0	0	1
34 ROGERS, Drew	1	5	.200	10	26	.385	3	4	.750	10	23	.435	20	51	.392	15	0	17	0	2	9
10 SCHMIDT, Kent	0	0	-	18	47	.383	15	19	.789	12	41	.293	48	100	.480	8	0	42	1	4	17
5 STEPHENSON, Dominic	1	1	1.000	2	2	1.000	1	1	1.000	1	2	.500	4	4	1.000	2	0	0	0	0	2
11 ZUCKERMAN, Ryan	0	0	-	20	60	.333	7	23	.304	20	55	.364	45	108	.417	24	0	41	1	2	14
Totals	18	38	.474	213	552	.386	87	170	.512	195	520	.375	559	1098	.509	183	0	379	26	49	125
Opponents	8	46	.174	91	375	.243	54	99	.545	96	450	.213	301	774	.389	62	0	328	23	35	117

TEAM GAME-BY-GAME - Hitting

(As of Apr 30, 2026)

Georgia Tech Team Game-by-Game Batting

DATE	OPPONENT	AB	R	H	RBI	2B	3B	HR	TB	AVG	BB	IBB	SB	CS	HBP	SAC	SF	GDP	K	LOB	PO	A	E	
02-13	Bowling Green	35	11	13	11	3	0	2	22	.371	7	0	4	0	5	1	0	1	8	13	27	9	3	
02-14	Bowling Green	43	27	22	25	4	0	1	29	.512	15	0	1	0	4	0	4	0	8	15	27	3	0	
02-14	Bowling Green	32	12	16	10	6	0	0	22	.500	9	0	1	0	2	0	0	2	6	10	21	9	0	
02-17	at Georgia Southern	51	25	26	23	6	1	2	40	.510	5	0	1	1	4	0	0	2	14	8	27	6	1	
02-20	Stony Brook	38	14	18	13	3	0	2	27	.474	9	0	0	1	1	0	0	2	7	10	27	6	0	
02-20	Stony Brook	29	10	12	10	5	1	2	25	.414	6	0	2	0	2	0	0	0	5	7	21	6	2	
02-21	Stony Brook	40	6	10	6	0	0	2	16	.250	8	0	3	0	1	0	0	0	5	12	30	12	1	
02-22	Stony Brook	34	21	16	19	1	2	2	27	.471	12	0	3	0	1	0	1	0	5	9	21	12	2	
02-24	Georgia State	31	4	5	3	2	0	1	10	.161	8	0	0	0	2	0	0	0	1	9	10	27	10	3
02-27	Northwestern	29	17	14	17	6	0	4	32	.483	11	0	0	0	2	0	1	1	3	8	21	8	1	
02-28	Northwestern	34	13	18	12	2	0	1	23	.529	2	0	0	0	4	0	1	1	5	6	21	7	2	
03-01	Northwestern	38	14	13	12	4	0	5	32	.342	5	0	1	0	1	0	0	0	5	6	27	8	0	
03-03	at Georgia St.	34	4	9	4	1	0	1	13	.265	9	0	2	0	1	0	2	1	8	15	27	9	1	
03-06	Virginia Tech	31	16	13	14	2	0	0	15	.419	12	0	0	0	1	0	1	0	5	11	21	6	1	
03-07	Virginia Tech	39	14	18	14	3	0	6	39	.462	6	1	1	1	0	0	1	1	7	8	27	10	2	
03-08	Virginia Tech	34	6	8	6	0	0	2	14	.235	7	0	2	0	2	1	0	1	12	11	27	8	0	
03-10	West Georgia	31	14	16	13	1	1	5	34	.516	8	0	1	0	2	0	1	2	4	10	21	8	0	
03-12	at Clemson	34	10	12	10	4	0	3	25	.353	3	0	1	0	0	0	0	0	13	6	21	12	0	
03-13	at Clemson	37	9	8	9	1	0	2	15	.216	6	0	1	0	1	0	0	0	7	8	27	12	0	
03-14	at Clemson	38	7	13	7	4	0	3	26	.342	0	0	0	1	0	0	0	1	8	4	24	8	1	
03-17	at Auburn	30	2	3	2	0	0	0	3	.100	6	0	0	0	2	0	0	0	16	9	24	9	0	
03-20	at Pitt	37	11	10	11	0	1	2	18	.270	7	0	1	1	2	0	0	0	13	8	27	9	0	
03-21	at Pitt	36	9	10	9	5	0	2	21	.278	12	0	0	0	0	0	0	1	5	12	24	10	0	
03-22	at Pitt	34	12	14	8	5	0	0	19	.412	4	0	0	0	0	1	0	1	4	6	21	3	0	
03-27	NC State	27	3	4	3	1	0	2	11	.148	4	0	0	0	4	0	0	2	10	8	27	12	1	
03-28	NC State	35	6	13	6	0	1	0	15	.371	5	0	0	0	0	1	0	0	13	11	27	12	1	
03-29	NC State	31	10	10	10	3	0	2	19	.323	6	0	1	0	2	0	0	2	8	3	24	5	0	
03-31	Auburn	32	13	11	11	2	0	4	25	.344	3	0	0	0	0	1	0	1	5	1	24	6	1	
04-02	at California	33	17	11	14	4	1	3	26	.333	10	0	0	0	0	0	2	0	7	7	21	8	0	
04-03	at California	32	7	7	7	2	0	3	18	.219	7	0	0	0	0	1	0	1	11	6	27	9	2	
04-04	at California	36	9	12	9	2	1	1	19	.333	6	0	0	0	0	1	0	2	8	7	27	4	1	
04-07	Kennesaw State	37	11	14	10	2	1	3	27	.378	4	0	0	0	0	0	0	1	7	6	27	6	1	
04-09	Florida St.	34	4	10	3	0	0	1	13	.294	6	0	0	0	0	0	0	0	11	12	27	13	0	
04-10	Florida St.	35	8	12	7	3	0	0	15	.343	7	0	0	0	0	0	0	1	10	10	27	8	0	
04-11	Florida St.	35	17	16	16	3	0	4	31	.457	5	0	1	0	0	0	0	0	8	5	21	8	1	
04-14	Georgia Southern	40	13	18	13	2	1	6	40	.450	3	0	0	0	2	0	0	2	6	8	27	16	1	
04-17	at North Carolina	31	2	6	2	3	0	0	9	.194	5	0	0	0	1	0	1	1	7	9	24	5	2	
04-18	at North Carolina	29	4	8	3	0	0	1	11	.276	6	0	0	0	1	0	0	3	5	8	23	7	0	
04-19	at North Carolina	36	5	9	4	3	0	0	12	.250	5	0	0	0	0	0	0	0	10	9	27	10	0	
04-21	vs. Georgia (N)	28	14	14	12	3	0	2	23	.500	7	0	1	0	1	0	3	1	3	7	21	3	0	
04-24	Wake Forest	32	6	8	5	2	0	1	13	.250	4	0	3	0	2	0	1	1	12	9	27	9	2	
04-25	Wake Forest	41	14	18	13	5	0	2	29	.439	4	1	1	0	0	0	1	0	8	8	27	8	0	
04-26	Wake Forest	32	6	8	6	1	0	2	15	.250	7	1	1	0	2	0	0	0	14	11	27	10	1	
04-28	at Kennesaw St.	42	10	17	10	5	0	1	25	.405	6	1	2	0	2	0	0	1	8	12	27	8	1	
Totals		1527	467	543	432	114	11	88	943	.356	287	4	35	5	57	7	20	37	353	379	1097	367	35	

TEAM GAME-BY-GAME - Pitching

(As of Apr 30, 2026)

Georgia Tech Team Game-by-Game Pitching

DATE	OPPONENT	IP	H	R	ER	BB	K	2B	3B	HR	WP	BK	HBP	DP	IBB	SCORE	W-L	SV	ERA
02-13	Bowling Green	9.0	9	5	3	6	13	1	0	1	0	0	1	2	0	11-5	1-0	0	3.00
02-14	Bowling Green	9.0	8	4	4	4	16	4	0	0	0	0	1	0	0	27-4	2-0	0	3.50
02-14	Bowling Green	7.0	4	2	2	4	8	0	0	0	0	0	0	0	0	12-2	3-0	1	3.24
02-17	at Georgia Southern	9.0	6	1	0	1	19	2	0	0	0	0	1	0	0	25-1	4-0	0	2.38
02-20	Stony Brook	9.0	9	5	5	3	14	2	0	1	2	0	2	0	0	14-5	5-0	0	2.93
02-20	Stony Brook	7.0	7	5	3	5	8	2	0	0	1	0	1	0	0	10-5	6-0	0	3.06
02-21	Stony Brook	10.0	8	5	5	3	7	3	0	0	0	0	0	1	0	6-5	7-0	0	3.30
02-22	Stony Brook	7.0	3	3	2	3	6	0	0	0	1	0	2	0	0	21-3	8-0	0	3.22
02-24	Georgia State	9.0	12	9	8	3	13	2	0	1	1	1	2	0	0	4-9	8-1	0	3.79
02-27	Northwestern	7.0	7	3	3	3	6	2	0	1	0	0	0	1	0	17-3	9-1	0	3.80
02-28	Northwestern	7.0	10	3	3	1	8	1	0	1	0	0	0	0	0	13-3	10-1	1	3.80
03-01	Northwestern	9.0	10	6	6	4	11	3	0	0	0	0	2	0	0	14-6	11-1	0	4.00
03-03	at Georgia St.	9.0	4	1	1	2	7	0	0	0	1	0	0	0	0	4-1	12-1	0	3.75
03-06	Virginia Tech	7.0	5	1	1	3	9	2	0	0	1	0	1	1	0	16-1	13-1	0	3.60
03-07	Virginia Tech	9.0	11	5	1	3	8	3	0	1	3	0	0	0	0	14-5	14-1	1	3.41
03-08	Virginia Tech	9.0	14	9	9	7	13	4	0	0	0	0	2	0	0	6-9	14-2	0	3.79
03-10	West Georgia	7.0	2	0	0	2	8	0	0	0	0	0	1	1	0	14-0	15-2	0	3.60
03-12	at Clemson	7.0	2	0	0	5	7	0	0	0	0	0	2	2	0	10-0	16-2	0	3.43
03-13	at Clemson	9.0	9	3	3	3	5	0	0	3	0	0	3	2	0	9-3	17-2	0	3.40
03-14	at Clemson	8.0	14	13	11	9	6	5	0	1	1	0	3	0	0	7-13	17-3	0	3.84
03-17	at Auburn	8.0	11	9	9	6	9	3	0	2	0	0	0	0	0	2-9	17-4	0	4.13
03-20	at Pitt	9.0	8	9	9	10	10	0	0	4	1	0	1	1	1	11-9	18-4	1	4.38
03-21	at Pitt	8.0	11	14	14	8	8	1	0	4	0	0	1	0	1	9-14	18-5	0	4.86
03-22	at Pitt	7.0	6	4	4	4	10	1	0	1	0	0	1	0	0	12-4	19-5	0	4.87
03-27	NC State	9.0	5	1	1	4	5	0	0	0	1	0	0	0	0	3-1	20-5	1	4.70
03-28	NC State	9.0	9	4	4	6	8	1	0	1	0	0	1	0	0	6-4	21-5	1	4.67
03-29	NC State	8.0	4	0	0	3	6	0	0	0	0	0	0	0	0	10-0	22-5	0	4.50
03-31	Auburn	8.0	6	3	3	4	8	2	0	1	0	0	0	0	0	13-3	23-5	0	4.46
04-02	at California	7.0	6	2	2	4	7	0	0	0	1	0	0	0	0	17-2	24-5	0	4.41
04-03	at California	9.0	5	2	0	1	13	1	0	0	1	0	0	1	0	7-2	25-5	0	4.24
04-04	at California	9.0	7	3	3	2	10	3	0	0	0	0	0	0	0	9-3	26-5	0	4.20
04-07	Kennesaw State	9.0	7	4	4	2	12	1	0	0	0	0	3	0	0	11-4	27-5	0	4.19
04-09	Florida St.	9.0	7	3	3	2	7	1	0	1	0	0	1	1	0	4-3	28-5	1	4.15
04-10	Florida St.	9.0	7	3	3	3	13	0	0	3	0	0	0	1	0	8-3	29-5	1	4.12
04-11	Florida St.	7.0	6	3	3	3	8	1	1	2	1	0	0	0	0	17-3	30-5	0	4.11
04-14	Georgia Southern	9.0	13	9	8	5	11	4	0	1	1	0	3	0	0	13-9	31-5	0	4.23
04-17	at North Carolina	8.0	11	5	4	3	11	2	0	3	0	0	0	0	0	2-5	31-6	0	4.24
04-18	at North Carolina	7.2	10	14	14	12	7	2	0	3	2	0	1	0	0	4-14	31-7	0	4.53
04-19	at North Carolina	9.0	8	2	2	5	6	2	0	0	0	0	1	0	0	5-2	32-7	1	4.46
04-21	vs. Georgia (N)	7.0	10	4	4	2	9	2	0	3	0	0	0	0	0	14-4	33-7	0	4.48
04-24	Wake Forest	9.0	9	5	4	4	12	0	0	2	0	0	0	1	0	6-5	34-7	1	4.46
04-25	Wake Forest	9.0	11	11	11	6	12	3	0	5	0	0	2	1	0	14-11	35-7	0	4.63
04-26	Wake Forest	9.0	7	5	4	4	6	1	0	3	0	0	1	0	0	6-5	36-7	1	4.62
04-28	at Kennesaw St.	9.0	7	7	7	4	8	2	0	3	2	0	2	1	0	10-7	37-7	0	4.68
Totals		365.2	345	209	190	181	408	69	1	52	21	1	42	17	2	-	37-7	11	4.68

GAME-BY-GAME - Player Highs

OPPONENT	DATE	SCORE	Hitting								
			H	R	RBI	TB	BB	K	PO	A	E
Bowling Green	02-13-26	11-5	3-DANIEL BAKER	2-ZUCKERMAN ADVINCULA DANIEL BAKER	6-DANIEL	10-DANIEL	2-SCHMIDT ZUCKERMAN LACKEY	2-ZUCKERMAN	11-LACKEY	6-KERCE	1-ZUCKERMAN VICENS KERCE
Bowling Green	02-14-26	27-4	3-ZUCKERMAN LACKEY HERNANDEZ	3-SCHMIDT HERNANDEZ	6-HERNANDEZ	6-HERNANDEZ	2-SCHMIDT BROWN KERCE ROGERS	2-DANIEL	7-ROGERS	1-ADVINCULA PATEL KERCE	
Bowling Green	02-14-26	12-2	4-HERNANDEZ	3-BAKER	2-ZUCKERMAN ADVINCULA BAKER	5-HERNANDEZ	3-BAKER	2-LACKEY ROGERS	8-ROGERS	3-ZUCKERMAN	
Georgia Southern	02-17-26	25-1	3-SCHMIDT ZUCKERMAN BAKER BURRESS	3-LACKEY HERNANDEZ BURRESS	5-ZUCKERMAN	6-ZUCKERMAN	1-SCHMIDT ZUCKERMAN ADVINCULA BAKER BURRESS	2-BROWN DANIEL	11-LACKEY	3-LACKEY	1-ROGERS
Stony Brook	02-20-26	14-5	4-HERNANDEZ	3-SCHMIDT HERNANDEZ BAKER	4-KERCE	8-HERNANDEZ	2-SCHMIDT LACKEY ROGERS	3-ZUCKERMAN	15-ROGERS	2-ZUCKERMAN	
Stony Brook	02-20-26	10-5	2-ADVINCULA LACKEY KERCE ROGERS	2-LACKEY KERCE ROGERS	3-ADVINCULA LACKEY	8-LACKEY	2-LACKEY KERCE	2-ZUCKERMAN	8-LACKEY	3-KERCE	1-KERCE BURRESS
Stony Brook	02-21-26	6-5	3-HERNANDEZ	2-HERNANDEZ BURRESS	2-LACKEY	4-ZUCKERMAN BURRESS	2-LACKEY BURRESS	2-ZUCKERMAN	10-HERNANDEZ	3-ADVINCULA PATEL	1-LACKEY
Stony Brook	02-22-26	21-3	3-BURRESS	3-ZUCKERMAN BAKER	6-ROGERS	9-BURRESS	3-BAKER	2-LEWIS	6-HERNANDEZ	3-ZUCKERMAN	2-BROWN
Georgia State	02-24-26	4-9	2-ZUCKERMAN	1-ADVINCULA BAKER BURRESS LEWIS	2-ADVINCULA	4-ADVINCULA	2-LACKEY BURRESS	2-ROGERS HERNANDEZ	13-LACKEY	2-ADVINCULA BLAKELY ANGELAKOS	1-ZUCKERMAN HERNANDEZ BAKER
Northwestern	02-27-26	17-3	3-LACKEY	3-HERNANDEZ DANIEL BURRESS	4-ADVINCULA LACKEY	8-ADVINCULA	2-KERCE BAKER	1-ZUCKERMAN ROGERS LEWIS	5-HERNANDEZ	3-ADVINCULA MCKEE	1-MCKEE
Northwestern	02-28-26	13-3	4-ADVINCULA	4-BURRESS	5-BAKER	5-COUPET	1-LACKEY KERCE	2-ZUCKERMAN	8-ROGERS	3-ADVINCULA KERCE	1-KERCE BURRESS
Northwestern	03-01-26	14-6	3-ZUCKERMAN ROGERS	4-ZUCKERMAN	5-ROGERS	12-ZUCKERMAN	2-BURRESS	1-COUPET LACKEY KERCE ROGERS DANIEL	11-ROGERS	3-ZUCKERMAN	
Georgia St.	03-03-26	4-1	2-ZUCKERMAN DANIEL	1-BROSIUS ZUCKERMAN ADVINCULA HERNANDEZ	2-ZUCKERMAN	6-ZUCKERMAN	2-KERCE HERNANDEZ BURRESS	2-LACKEY HERNANDEZ	7-LACKEY ROGERS	2-ADVINCULA LACKEY KERCE	1-ROGERS
Virginia Tech	03-06-26	16-1	3-KERCE	3-BAKER	3-KERCE	4-KERCE	3-LACKEY	1-BROSIUS COUPET LACKEY HERNANDEZ DANIEL	6-LACKEY	2-ADVINCULA BAKER	1-BALLARD
Virginia Tech	03-07-26	14-5	4-SCHMIDT	3-ADVINCULA HERNANDEZ	5-LACKEY	8-DANIEL	2-ADVINCULA	3-DANIEL	10-SCHMIDT	3-ZUCKERMAN ADVINCULA	1-LOY BAKER
Virginia Tech	03-08-26	6-9	2-ZUCKERMAN HERNANDEZ BURRESS	2-SCHMIDT ZUCKERMAN	2-ZUCKERMAN	5-ZUCKERMAN	2-ZUCKERMAN	3-BAKER	9-LACKEY	3-KERCE	
West Georgia	03-10-26	14-0	4-HERNANDEZ	3-HERNANDEZ BURRESS	3-ADVINCULA	9-LACKEY	2-BURRESS	2-ZUCKERMAN	6-HERNANDEZ	2-ZUCKERMAN ADVINCULA	
Clemson	03-12-26	10-0	3-LACKEY KERCE	2-ADVINCULA LACKEY BURRESS	3-BURRESS	8-BURRESS	1-LACKEY HERNANDEZ BAKER	3-ZUCKERMAN BURRESS	9-SCHMIDT	5-ZUCKERMAN	
Clemson	03-13-26	9-3	2-SCHMIDT LACKEY	2-ZUCKERMAN LACKEY	4-SCHMIDT	5-SCHMIDT LACKEY	1-SCHMIDT ADVINCULA LACKEY HERNANDEZ DANIEL BAKER	1-SCHMIDT ZUCKERMAN KERCE HERNANDEZ DANIEL BAKER BURRESS	13-SCHMIDT	6-KERCE	
Clemson	03-14-26	7-13	3-KERCE BAKER	3-BAKER	4-KERCE	8-BAKER		3-BURRESS	6-SCHMIDT LACKEY	2-ZUCKERMAN ADVINCULA	1-ZUCKERMAN

GAME-BY-GAME - Player Highs - Continued

OPPONENT	DATE	SCORE	H	R	RBI	TB	BB	K	PO	A	E
Auburn	03-17-26	2-9	2-ADVINCOLA	1-ROGERS 1-BURRESS	2-ADVINCOLA	2-ADVINCOLA	2-SCHMIDT 2-BURRESS	3-HERNANDEZ	8-SCHMIDT	3-KERCE 3-ROGERS	
Pitt	03-20-26	11-9	3-ADVINCOLA	2-ADVINCOLA 2-LACKEY	4-HERNANDEZ	5-HERNANDEZ	2-SCHMIDT 2-HERNANDEZ	3-ZUCKERMAN 3-BAKER	10-LACKEY	5-KERCE	
Pitt	03-21-26	9-14	3-KERCE	2-LACKEY 2-ROGERS 2-BURRESS	2-KERCE 2-ROGERS	5-KERCE 5-ROGERS	3-HERNANDEZ	2-ZUCKERMAN	7-ROGERS	4-ADVINCOLA	
Pitt	03-22-26	12-4	3-ADVINCOLA 3-KERCE	3-SCHMIDT 3-ZUCKERMAN	2-KERCE	4-ADVINCOLA 4-KERCE	2-SCHMIDT 2-ZUCKERMAN	1-BROSIUS 1-LACKEY 1-HERNANDEZ 1-BURRESS	10-LACKEY	2-ZUCKERMAN	
NC State	03-27-26	3-1	2-ADVINCOLA	1-ADVINCOLA 1-KERCE 1-BURRESS	2-ADVINCOLA	5-ADVINCOLA	2-BURRESS	3-SCHMIDT 3-BAKER	14-SCHMIDT	5-ADVINCOLA	1-MCKEE
NC State	03-28-26	6-4	3-SCHMIDT 3-ADVINCOLA 3-BURRESS	3-BURRESS	3-SCHMIDT	5-BURRESS	2-BAKER	4-HERNANDEZ	11-SCHMIDT	3-ZUCKERMAN 3-KERCE	1-HERNANDEZ
NC State	03-29-26	10-0	2-BROSIUS 2-ADVINCOLA 2-LACKEY	2-BROSIUS 2-ZUCKERMAN 2-LACKEY	2-SCHMIDT 2-ZUCKERMAN 2-LACKEY	6-LACKEY	2-BURRESS	3-ROGERS	7-SCHMIDT 7-ROGERS	2-KERCE	
Auburn	03-31-26	13-3	2-KERCE 2-BURRESS	3-KERCE	3-BURRESS	5-KERCE	2-SCHMIDT	1-BROSIUS 1-ZUCKERMAN 1-LACKEY 1-HERNANDEZ 1-BAKER	8-LACKEY	2-ZUCKERMAN 2-ADVINCOLA	1-SCHMIDT
California	04-02-26	17-2	3-ADVINCOLA 3-BAKER	4-LACKEY	5-ADVINCOLA	9-BAKER	3-HERNANDEZ	2-ZUCKERMAN	4-SCHMIDT 4-LACKEY	3-KERCE	
California	04-03-26	7-2	2-BURRESS	2-SCHMIDT	3-ZUCKERMAN	4-SCHMIDT 4-ZUCKERMAN 4-HERNANDEZ	2-ADVINCOLA 2-BAKER	3-HERNANDEZ	13-LACKEY	4-ADVINCOLA	2-KERCE
California	04-04-26	9-3	3-ADVINCOLA 3-HERNANDEZ 3-BURRESS	3-BURRESS	3-ADVINCOLA	6-ADVINCOLA 6-BURRESS	3-ZUCKERMAN	2-ZUCKERMAN 2-KERCE	9-ROGERS	2-KERCE	1-SCHMIDT
Kennesaw State	04-07-26	11-4	3-LACKEY	2-SCHMIDT 2-KERCE 2-DANIEL	3-SCHMIDT 3-LACKEY	8-SCHMIDT	1-KERCE 1-HERNANDEZ 1-DANIEL 1-BURRESS	2-DANIEL	9-LACKEY	3-ADVINCOLA	1-ZUCKERMAN
Florida St.	04-09-26	4-3	2-ZUCKERMAN 2-ADVINCOLA 2-KERCE 2-BAKER	2-BAKER	1-KERCE 1-BAKER 1-BURRESS	5-BAKER	3-BROSIUS	3-HERNANDEZ	9-SCHMIDT	5-KERCE	
Florida St.	04-10-26	8-3	3-ADVINCOLA 3-KERCE	2-LACKEY 2-BURRESS	2-ZUCKERMAN 2-LACKEY 2-HERNANDEZ	5-KERCE	2-SCHMIDT 2-BURRESS	2-ZUCKERMAN 2-DANIEL 2-BAKER	13-LACKEY	3-ZUCKERMAN	
Florida St.	04-11-26	17-3	4-BURRESS	4-BURRESS	5-KERCE	7-BURRESS	2-LACKEY	3-ZUCKERMAN	6-SCHMIDT 6-LACKEY	4-ZUCKERMAN	1-KERCE
Georgia Southern	04-14-26	13-9	5-ZUCKERMAN	4-ZUCKERMAN	4-ZUCKERMAN	11-ZUCKERMAN	2-HERNANDEZ	2-LACKEY	13-SCHMIDT	4-ADVINCOLA 4-KERCE	1-ZUCKERMAN
North Carolina	04-17-26	2-5	2-DANIEL	1-ADVINCOLA 1-LACKEY	1-SCHMIDT 1-ZUCKERMAN	3-DANIEL	2-SCHMIDT	3-ZUCKERMAN	12-LACKEY	2-KERCE	1-MCKEE 1-KERCE
North Carolina	04-18-26	4-14	2-ZUCKERMAN	2-SCHMIDT	1-SCHMIDT 1-ADVINCOLA 1-LACKEY	4-SCHMIDT	1-SCHMIDT 1-KERCE 1-HERNANDEZ 1-DANIEL 1-BAKER 1-BURRESS	2-ZUCKERMAN	7-SCHMIDT	3-KERCE	
North Carolina	04-19-26	5-2	2-SCHMIDT 2-ADVINCOLA 2-BURRESS	2-BURRESS	1-SCHMIDT 1-ZUCKERMAN 1-ADVINCOLA 1-DANIEL	3-SCHMIDT 3-BURRESS	2-BROSIUS 2-KERCE	2-SCHMIDT 2-ZUCKERMAN	11-SCHMIDT	5-KERCE	
Georgia (N)	04-21-26	14-4	4-BURRESS	3-KERCE 3-BAKER	3-ADVINCOLA 3-BURRESS	5-BAKER	1-SCHMIDT 1-ZUCKERMAN 1-ADVINCOLA 1-LACKEY 1-KERCE 1-BAKER 1-BURRESS	2-ZUCKERMAN	8-LACKEY	2-KERCE	
Wake Forest	04-24-26	6-5	2-LACKEY 2-BAKER 2-BURRESS	2-BURRESS	2-ADVINCOLA	4-ADVINCOLA 4-BAKER	1-SCHMIDT 1-ZUCKERMAN 1-KERCE 1-BAKER	3-KERCE	12-LACKEY	2-ZUCKERMAN 2-ADVINCOLA 2-KERCE	1-LACKEY 1-KERCE
Wake Forest	04-25-26	14-11	5-ADVINCOLA	3-ZUCKERMAN 3-ADVINCOLA 3-BAKER 3-BURRESS	6-ADVINCOLA	9-ADVINCOLA	2-LACKEY	3-HERNANDEZ	12-LACKEY	2-ZUCKERMAN 2-ADVINCOLA 2-LACKEY 2-KERCE	
Wake Forest	04-26-26	6-5	2-SCHMIDT 2-BURRESS	1-BROSIUS 1-SCHMIDT 1-KERCE 1-DANIEL 1-BAKER 1-BURRESS	2-BAKER 2-BURRESS	5-BURRESS	1-BROSIUS 1-SCHMIDT 1-ADVINCOLA 1-LACKEY 1-KERCE 1-BAKER 1-BURRESS	3-LEWIS	8-SCHMIDT	3-ZUCKERMAN 3-KERCE	1-ZUCKERMAN
Kennesaw St.	04-28-26	10-7	3-LACKEY 3-KERCE 3-BURRESS	2-LACKEY 2-KERCE 2-BURRESS	3-BURRESS	7-BURRESS	1-BROSIUS 1-ZUCKERMAN 1-ADVINCOLA 1-LACKEY 1-DANIEL 1-BAKER	3-ROGERS	8-ROGERS	3-ADVINCOLA 3-KERCE	1-ADVINCOLA

GAME-BY-GAME - Pitcher Highs

OPPONENT	DATE	SCORE	IP	H	R	ER	BB	K
Bowling Green	02-13-26	11-5	5-MCKEE	5-WILLCOX	3-WILLCOX	2-WILLCOX	2-WILLCOX VICENS	6-MCKEE
Bowling Green	02-14-26	27-4	5-PATEL	5-PATEL	2-PATEL ANGELAKOS	2-PATEL ANGELAKOS	2-PATEL BUURSEMA	7-PATEL
Bowling Green	02-14-26	12-2	3.2-UNDERWOOD	4-UNDERWOOD	2-UNDERWOOD	2-UNDERWOOD	2-UNDERWOOD	4-UNDERWOOD
Georgia Southern	02-17-26	25-1	3-BLAKELY	2-BALLARD BLAKELY	1-LANKIE		1-MCKELVEY	6-LOY
Stony Brook	02-20-26	14-5	4-MCKEE	3-MCKEE	2-GAUDETTE MCKEE	2-GAUDETTE MCKEE	3-MCKEE	6-MCKEE
Stony Brook	02-20-26	10-5	2-SHADEK	3-SPIVEY	3-SHADEK	2-SPIVEY	4-SPIVEY	2-VICENS SHADEK MCKELVEY
Stony Brook	02-21-26	6-5	5.2-LOY	8-PATEL	5-PATEL	5-PATEL	1-BALLARD PATEL LOY	6-LOY
Stony Brook	02-22-26	21-3	4-UNDERWOOD	3-WILLCOX	3-WILLCOX	2-WILLCOX	2-UNDERWOOD	4-UNDERWOOD
Georgia State	02-24-26	4-9	4-BLAKELY	3-BLAKELY VICENS	3-VICENS CAMPBELL	3-VICENS CAMPBELL	2-BLAKELY	9-BLAKELY
Northwestern	02-27-26	17-3	4.1-MCKEE	6-MCKEE	3-MCKEE	3-MCKEE	2-MCKEE	3-MCKEE BUURSEMA
Northwestern	02-28-26	13-3	4-LOY	9-LOY	3-LOY	3-LOY	1-LANKIE	4-LANKIE LOY
Northwestern	03-01-26	14-6	4-SHADEK	3-UNDERWOOD SHADEK BARFIELD	4-UNDERWOOD	4-UNDERWOOD	2-SHADEK	7-SHADEK
Georgia St.	03-03-26	4-1	5-ANGELAKOS	2-ANGELAKOS	1-WILLCOX	1-WILLCOX	1-WILLCOX SPIVEY	5-ANGELAKOS
Virginia Tech	03-06-26	16-1	3-BALLARD MCKEE	4-MCKEE	1-MCKEE	1-MCKEE	2-MCKEE	5-BALLARD
Virginia Tech	03-07-26	14-5	4.2-LOY	6-LOY	5-LOY	1-LOY	2-VICENS	3-LOY
Virginia Tech	03-08-26	6-9	2.1-UNDERWOOD SPIVEY	5-SPIVEY	3-SPIVEY	3-SPIVEY	3-UNDERWOOD	4-CAMPBELL
West Georgia	03-10-26	14-0	3.1-ANGELAKOS	2-ANGELAKOS			2-BUURSEMA	3-WILLCOX
Clemson	03-12-26	10-0	6-MCKEE	1-MCKEE LANKIE			5-MCKEE	7-MCKEE
Clemson	03-13-26	9-3	4.1-LOY	5-LOY	2-LOY	2-LOY	1-GAUDETTE PATEL LOY	3-GAUDETTE
Clemson	03-14-26	7-13	4.1-BLAKELY	7-BLAKELY	6-BLAKELY	6-BLAKELY	2-SPIVEY SHADEK CAMPBELL	3-BLAKELY
Auburn	03-17-26	2-9	2.2-LANKIE	5-ANGELAKOS	4-ANGELAKOS	4-ANGELAKOS	1-GAUDETTE BALLARD BARFIELD LANKIE ANGELAKOS CAMPBELL	4-BALLARD
Pitt	03-20-26	11-9	4-MCKEE	6-MCKEE	6-MCKEE	6-MCKEE	5-MCKEE	6-MCKEE
Pitt	03-21-26	9-14	3-BUURSEMA	4-WILLCOX LOY	5-LOY	5-LOY	2-WILLCOX BALLARD BUURSEMA	3-BUURSEMA
Pitt	03-22-26	12-4	4-BLAKELY	4-LANKIE	4-LANKIE	4-LANKIE	2-BLAKELY BARFIELD	5-BLAKELY
NC State	03-27-26	3-1	7.1-MCKEE	4-MCKEE	1-MCKEE	1-MCKEE	4-MCKEE	3-MCKEE
NC State	03-28-26	6-4	3.1-GAUDETTE	5-BUURSEMA	3-BUURSEMA	3-BUURSEMA	4-BUURSEMA	3-GAUDETTE
NC State	03-29-26	10-0	7-BLAKELY	4-BLAKELY			2-SHADEK	3-BLAKELY SHADEK
Auburn	03-31-26	13-3	1.2-UNDERWOOD LOY	4-UNDERWOOD	3-UNDERWOOD	3-UNDERWOOD	2-UNDERWOOD	2-WILLCOX SPIVEY BALLARD
California	04-02-26	17-2	4-MCKEE	3-MCKEE	2-MCKELVEY	2-MCKELVEY	2-MCKELVEY	4-MCKEE
California	04-03-26	7-2	4-BUURSEMA	2-LANKIE BUURSEMA	1-LANKIE BUURSEMA		1-BUURSEMA	6-BUURSEMA
California	04-04-26	9-3	5.1-BLAKELY	3-SHADEK	3-SHADEK	3-SHADEK	2-SHADEK	6-BLAKELY
Kennesaw State	04-07-26	11-4	2.1-BALLARD	3-WILLCOX BALLARD	3-WILLCOX	3-WILLCOX	1-WILLCOX BALLARD	3-BALLARD VICENS
Florida St.	04-09-26	4-3	6-MCKEE	4-MCKEE	3-MCKEE	3-MCKEE	2-MCKEE	7-MCKEE
Florida St.	04-10-26	8-3	4-BUURSEMA	3-GAUDETTE BUURSEMA	1-GAUDETTE LOY BUURSEMA	1-GAUDETTE LOY BUURSEMA	2-LOY	7-BUURSEMA
Florida St.	04-11-26	17-3	5-BLAKELY	6-BLAKELY	3-BLAKELY	3-BLAKELY	2-LANKIE	5-BLAKELY
Georgia Southern	04-14-26	13-9	3.1-BALLARD	5-BALLARD	4-UNDERWOOD	4-UNDERWOOD	3-SPIVEY	3-BALLARD SHADEK
North Carolina	04-17-26	2-5	2.2-SHADEK	7-MCKEE	5-MCKEE	4-MCKEE	1-GAUDETTE MCKEE SHADEK	3-GAUDETTE MCKEE SHADEK
North Carolina	04-18-26	4-14	2.2-ANGELAKOS	3-WILLCOX BUURSEMA	7-BUURSEMA	7-BUURSEMA	4-BUURSEMA	2-ANGELAKOS BUURSEMA
North Carolina	04-19-26	5-2	4-PATEL	4-BLAKELY	2-BLAKELY	2-BLAKELY	3-BLAKELY	3-BLAKELY
Georgia (N)	04-21-26	14-4	4.1-BALLARD	8-BALLARD	4-BALLARD	4-BALLARD	2-BALLARD	5-BALLARD
Wake Forest	04-24-26	6-5	5-MCKEE	6-MCKEE	4-MCKEE	3-MCKEE	2-MCKEE	8-MCKEE
Wake Forest	04-25-26	14-11	5-UNDERWOOD	4-LANKIE	5-SHADEK	5-SHADEK	2-UNDERWOOD SHADEK	7-UNDERWOOD
Wake Forest	04-26-26	6-5	4-BLAKELY	4-BLAKELY	4-BLAKELY	3-BLAKELY	2-BLAKELY	3-LOY
Kennesaw St.	04-28-26	10-7	3-SHADEK	2-SPIVEY VICENS	4-VICENS	4-VICENS	3-VICENS	6-SHADEK

STARTER SUMMARY

Georgia Tech Starters Summary

PLAYER	GS	Position											Batting Order								
		P	C	1B	2B	3B	SS	LF	CF	RF	OF	DH	1ST	2ND	3RD	4TH	5TH	6TH	7TH	8TH	9TH
2 ADVINCULA, Jarren	44	.	.	.	44	6	1	37
3 KERCE, Carson	44	44	6	1	8	7	22
8 BURRESS, Drew	44	44	.	.	.	32	12
11 ZUCKERMAN, Ryan	44	.	.	1	.	43	5	33	6	.	.	.
25 LACKEY, Vahn	44	.	3.	2	.	1	11	.	13	1	24	6
4 HERNANDEZ, Alex	41	.	.	8	.	.	.	4	.	24	.	5	.	18	.	19	1	3	.	.	.
7 BAKER, Will	41	2	.	2.	.	19	.	.	1	1	6	2	2.	5	6
10 SCHMIDT, Kent	36	.	.	33	3	.	.	5	.	26	4	1	.	.
6 DANIEL, Caleb	29	29	1	8	15	5	.
34 ROGERS, Drew	17	.	14	3	1	13	3	.
22 MCKEE, Tate	11	11
1 BROSIUS, Parker	9	9	2	7	.
24 BLAKELY, Jackson	8	8
15 UNDERWOOD, Cooper	6	6
37 LOY, Dylan	5	5
99 BUURSEMA, Porter	4	4
43 ANGELAKOS, Dimitri	3	3
9 LEWIS, Coleman	2	2	1	1	.
21 BALLARD, Carson	2	2
29 PATEL, Mason	2	2
31 SHADEK, Justin	2	2
16 WILLCOX, Charlie	1	1
19 COUPET, Nathanael	1	1	1	.	.

PLAYER GAME HIGHS
#2 ADVINCULA, Jarren

HIGH	STAT	LOW
6 - 6X Last at Kennesaw St. 04-28-26	PLATE APPEARANCES	3 vs. Stony Brook 02-22-26
6 at Pitt 03-21-26	AT BATS	3 - 10X Last vs. Wake Forest 04-24-26
5 vs. Wake Forest 04-25-26	HITS	0 - 4X Last vs. Kennesaw State 04-07-26
3 - 2X Last vs. Wake Forest 04-25-26	RUNS SCORED	0 - 12X Last vs. Wake Forest 04-26-26
6 vs. Wake Forest 04-25-26	RBIs	0 - 17X Last at Kennesaw St. 04-28-26
2 at California 04-02-26	DOUBLES	0 - 37X Last at Kennesaw St. 04-28-26
1 - 2X Last at California 04-04-26	TRIPLES	0 - 42X Last at Kennesaw St. 04-28-26
2 vs. Northwestern 02-27-26	HOMERUNS	0 - 37X Last at Kennesaw St. 04-28-26
9 vs. Wake Forest 04-25-26	TOTAL BASES	0 - 4X Last vs. Kennesaw State 04-07-26
2 - 3X Last at California 04-03-26	WALKS	0 - 25X Last vs. Wake Forest 04-25-26
2 - 2X Last at Clemson 03-12-26	STRIKEOUTS	0 - 31X Last at Kennesaw St. 04-28-26
2 vs. Bowling Green 02-13-26	STOLEN BASES	0 - 36X Last vs. Georgia 04-21-26
4 - 2X Last vs. Florida St. 04-09-26	PUTOUTS	0 - 13X Last vs. Kennesaw State 04-07-26
5 vs. NC State 03-27-26	ASSISTS	0 - 9X Last vs. Georgia 04-21-26
1 at Kennesaw St. 04-28-26	ERRORS	0 - 43X Last vs. Wake Forest 04-26-26

#3 KERCE, Carson

HIGH	STAT	LOW
6 - 2X Last at Kennesaw St. 04-28-26	PLATE APPEARANCES	3 - 4X Last at California 04-02-26
6 - 2X Last at Kennesaw St. 04-28-26	AT BATS	1 vs. Bowling Green 02-14-26
3 - 9X Last at Kennesaw St. 04-28-26	HITS	0 - 14X Last vs. Wake Forest 04-24-26
3 - 2X Last vs. Georgia 04-21-26	RUNS SCORED	0 - 12X Last at North Carolina 04-19-26
5 vs. Florida St. 04-11-26	RBIs	0 - 25X Last at Kennesaw St. 04-28-26
2 - 5X Last vs. Florida St. 04-10-26	DOUBLES	0 - 26X Last vs. Wake Forest 04-26-26
1 vs. Stony Brook 02-20-26	TRIPLES	0 - 43X Last at Kennesaw St. 04-28-26
1 - 4X Last vs. Florida St. 04-11-26	HOMERUNS	0 - 40X Last at Kennesaw St. 04-28-26
7 at Clemson 03-14-26	TOTAL BASES	0 - 14X Last vs. Wake Forest 04-24-26
2 - 5X Last at North Carolina 04-19-26	WALKS	0 - 26X Last at Kennesaw St. 04-28-26
3 vs. Wake Forest 04-24-26	STRIKEOUTS	0 - 24X Last at Kennesaw St. 04-28-26
1 - 2X Last at Pitt 03-20-26	STOLEN BASES	0 - 42X Last at Kennesaw St. 04-28-26
4 - 3X Last at Clemson 03-14-26	PUTOUTS	0 - 19X Last vs. Wake Forest 04-26-26
6 - 2X Last at Clemson 03-13-26	ASSISTS	0 - 5X Last at Pitt 03-22-26
2 at California 04-03-26	ERRORS	0 - 37X Last at Kennesaw St. 04-28-26

PLAYER GAME HIGHS
#8 BURRESS, Drew

HIGH	STAT	LOW
6 - 8X Last at Kennesaw St. 04-28-26	PLATE APPEARANCES	4 - 5X Last at North Carolina 04-18-26
6 at Kennesaw St. 04-28-26	AT BATS	2 - 3X Last vs. NC State 03-27-26
4 - 2X Last vs. Georgia 04-21-26	HITS	0 - 11X Last at North Carolina 04-17-26
4 - 2X Last vs. Florida St. 04-11-26	RUNS SCORED	0 - 13X Last at North Carolina 04-18-26
3 - 5X Last at Kennesaw St. 04-28-26	RBIs	0 - 20X Last vs. Wake Forest 04-24-26
2 - 2X Last vs. Wake Forest 04-25-26	DOUBLES	0 - 31X Last vs. Wake Forest 04-26-26
1 - 3X Last vs. Georgia Southern 04-14-26	TRIPLES	0 - 41X Last at Kennesaw St. 04-28-26
2 at Clemson 03-12-26	HOMERUNS	0 - 36X Last vs. Wake Forest 04-25-26
9 vs. Stony Brook 02-22-26	TOTAL BASES	0 - 11X Last at North Carolina 04-17-26
2 - 11X Last vs. Florida St. 04-10-26	WALKS	0 - 20X Last at Kennesaw St. 04-28-26
3 - 2X Last at Clemson 03-14-26	STRIKEOUTS	0 - 19X Last vs. Wake Forest 04-25-26
2 vs. Bowling Green 02-13-26	STOLEN BASES	0 - 39X Last vs. Wake Forest 04-26-26
6 vs. Wake Forest 04-26-26	PUTOUTS	0 - 7X Last at North Carolina 04-17-26
2 vs. Stony Brook 02-21-26	ASSISTS	0 - 41X Last at Kennesaw St. 04-28-26
1 - 2X Last vs. Northwestern 02-28-26	ERRORS	0 - 42X Last at Kennesaw St. 04-28-26

#11 ZUCKERMAN, Ryan

HIGH	STAT	LOW
6 at Georgia Southern 02-17-26	PLATE APPEARANCES	3 - 2X Last at California 04-02-26
5 - 9X Last vs. Wake Forest 04-25-26	AT BATS	1 vs. Stony Brook 02-22-26
5 vs. Georgia Southern 04-14-26	HITS	0 - 9X Last at Kennesaw St. 04-28-26
4 - 2X Last vs. Georgia Southern 04-14-26	RUNS SCORED	0 - 17X Last at Kennesaw St. 04-28-26
5 at Georgia Southern 02-17-26	RBIs	0 - 17X Last vs. Wake Forest 04-26-26
2 vs. Wake Forest 04-25-26	DOUBLES	0 - 33X Last at Kennesaw St. 04-28-26
1 at Georgia Southern 02-17-26	TRIPLES	0 - 43X Last at Kennesaw St. 04-28-26
3 vs. Northwestern 03-01-26	HOMERUNS	0 - 32X Last at Kennesaw St. 04-28-26
12 vs. Northwestern 03-01-26	TOTAL BASES	0 - 9X Last at Kennesaw St. 04-28-26
3 at California 04-04-26	WALKS	0 - 25X Last vs. Wake Forest 04-26-26
3 - 5X Last at North Carolina 04-17-26	STRIKEOUTS	0 - 8X Last vs. Wake Forest 04-25-26
1 vs. Virginia Tech 03-08-26	STOLEN BASES	0 - 43X Last at Kennesaw St. 04-28-26
2 - 3X Last vs. Wake Forest 04-25-26	PUTOUTS	0 - 27X Last at North Carolina 04-18-26
5 at Clemson 03-12-26	ASSISTS	0 - 11X Last vs. Georgia 04-21-26
1 - 6X Last vs. Wake Forest 04-26-26	ERRORS	0 - 38X Last at Kennesaw St. 04-28-26

PLAYER GAME HIGHS

#25 LACKEY, Vahn		
HIGH	STAT	LOW
6 - 2X Last at Kennesaw St. 04-28-26	PLATE APPEARANCES	3 - 3X Last vs. NC State 03-29-26
5 - 7X Last at Kennesaw St. 04-28-26	AT BATS	1 - 2X Last vs. Georgia 04-21-26
3 - 7X Last at Kennesaw St. 04-28-26	HITS	0 - 10X Last vs. Wake Forest 04-26-26
4 at California 04-02-26	RUNS SCORED	0 - 10X Last vs. Wake Forest 04-26-26
5 vs. Virginia Tech 03-07-26	RBIs	0 - 16X Last vs. Wake Forest 04-25-26
2 at Kennesaw St. 04-28-26	DOUBLES	0 - 33X Last vs. Wake Forest 04-26-26
1 - 2X Last vs. Kennesaw State 04-07-26	TRIPLES	0 - 42X Last at Kennesaw St. 04-28-26
2 vs. Stony Brook 02-20-26	HOMERUNS	0 - 33X Last at Kennesaw St. 04-28-26
9 vs. West Georgia 03-10-26	TOTAL BASES	0 - 10X Last vs. Wake Forest 04-26-26
3 vs. Virginia Tech 03-06-26	WALKS	0 - 17X Last vs. Wake Forest 04-24-26
2 - 7X Last vs. Wake Forest 04-26-26	STRIKEOUTS	0 - 23X Last at Kennesaw St. 04-28-26
2 - 2X Last vs. Wake Forest 04-24-26	STOLEN BASES	0 - 37X Last at Kennesaw St. 04-28-26
13 - 3X Last vs. Florida St. 04-10-26	PUTOUTS	0 - 11X Last at Kennesaw St. 04-28-26
3 at Georgia Southern 02-17-26	ASSISTS	0 - 29X Last at Kennesaw St. 04-28-26
1 - 2X Last vs. Wake Forest 04-24-26	ERRORS	0 - 42X Last at Kennesaw St. 04-28-26

#7 BAKER, Will		
HIGH	STAT	LOW
5 - 17X Last at Kennesaw St. 04-28-26	PLATE APPEARANCES	1 vs. NC State 03-29-26
5 - 4X Last vs. Georgia Southern 04-14-26	AT BATS	1 - 2X Last at California 04-03-26
3 - 5X Last vs. Georgia Southern 04-14-26	HITS	0 - 11X Last at North Carolina 04-19-26
3 - 8X Last vs. Wake Forest 04-25-26	RUNS SCORED	0 - 15X Last vs. Wake Forest 04-24-26
5 vs. Northwestern 02-28-26	RBIs	0 - 20X Last at North Carolina 04-19-26
2 - 2X Last vs. Wake Forest 04-24-26	DOUBLES	0 - 27X Last vs. Wake Forest 04-26-26
1 at Pitt 03-20-26	TRIPLES	0 - 42X Last at Kennesaw St. 04-28-26
2 at California 04-02-26	HOMERUNS	0 - 36X Last at Kennesaw St. 04-28-26
9 at California 04-02-26	TOTAL BASES	0 - 11X Last at North Carolina 04-19-26
3 - 2X Last vs. Stony Brook 02-22-26	WALKS	0 - 17X Last at North Carolina 04-19-26
3 - 3X Last vs. NC State 03-27-26	STRIKEOUTS	0 - 27X Last at Kennesaw St. 04-28-26
1 vs. Stony Brook 02-21-26	STOLEN BASES	0 - 42X Last at Kennesaw St. 04-28-26
5 vs. Northwestern 02-28-26	PUTOUTS	0 - 27X Last vs. Wake Forest 04-25-26
2 vs. Virginia Tech 03-06-26	ASSISTS	0 - 40X Last at Kennesaw St. 04-28-26
1 - 2X Last vs. Virginia Tech 03-07-26	ERRORS	0 - 41X Last at Kennesaw St. 04-28-26

PLAYER GAME HIGHS
#4 HERNANDEZ, Alex

HIGH	STAT	LOW
6 - 2X Last at Pitt 03-21-26	PLATE APPEARANCES	2 vs. Northwestern 02-28-26
5 - 10X Last vs. Wake Forest 04-25-26	AT BATS	1 - 2X Last at California 04-02-26
4 - 3X Last vs. West Georgia 03-10-26	HITS	0 - 10X Last vs. Wake Forest 04-24-26
3 - 6X Last vs. West Georgia 03-10-26	RUNS SCORED	0 - 14X Last vs. Wake Forest 04-25-26
6 vs. Bowling Green 02-14-26	RBI's	0 - 21X Last vs. Wake Forest 04-25-26
2 vs. Georgia 04-21-26	DOUBLES	0 - 35X Last vs. Wake Forest 04-25-26
0 - 41X Last vs. Wake Forest 04-25-26	TRIPLES	0 - 41X Last vs. Wake Forest 04-25-26
1 - 7X Last vs. Georgia Southern 04-14-26	HOMERUNS	0 - 34X Last vs. Wake Forest 04-25-26
8 vs. Stony Brook 02-20-26	TOTAL BASES	0 - 10X Last vs. Wake Forest 04-24-26
3 - 2X Last at California 04-02-26	WALKS	0 - 20X Last vs. Wake Forest 04-25-26
4 vs. NC State 03-28-26	STRIKEOUTS	0 - 14X Last vs. Georgia 04-21-26
1 - 2X Last at Georgia Southern 02-17-26	STOLEN BASES	0 - 39X Last vs. Wake Forest 04-25-26
11 vs. Georgia State 02-24-26	PUTOUTS	0 - 11X Last vs. Wake Forest 04-25-26
1 - 10X Last at North Carolina 04-19-26	ASSISTS	0 - 31X Last vs. Wake Forest 04-25-26
1 - 2X Last vs. NC State 03-28-26	ERRORS	0 - 39X Last vs. Wake Forest 04-25-26

#6 DANIEL, Caleb

HIGH	STAT	LOW
5 - 11X Last vs. Wake Forest 04-25-26	PLATE APPEARANCES	1 - 5X Last vs. Georgia Southern 04-14-26
5 - 3X Last vs. Wake Forest 04-25-26	AT BATS	1 - 7X Last vs. Georgia Southern 04-14-26
3 vs. Bowling Green 02-13-26	HITS	0 - 13X Last vs. Wake Forest 04-24-26
3 vs. Northwestern 02-27-26	RUNS SCORED	0 - 17X Last at Kennesaw St. 04-28-26
6 vs. Bowling Green 02-13-26	RBI's	0 - 23X Last vs. Wake Forest 04-26-26
1 - 9X Last vs. Wake Forest 04-26-26	DOUBLES	0 - 30X Last at Kennesaw St. 04-28-26
0 - 39X Last at Kennesaw St. 04-28-26	TRIPLES	0 - 39X Last at Kennesaw St. 04-28-26
2 - 2X Last vs. Virginia Tech 03-07-26	HOMERUNS	0 - 32X Last at Kennesaw St. 04-28-26
10 vs. Bowling Green 02-13-26	TOTAL BASES	0 - 13X Last vs. Wake Forest 04-24-26
1 - 13X Last at Kennesaw St. 04-28-26	WALKS	0 - 26X Last vs. Wake Forest 04-26-26
3 vs. Virginia Tech 03-07-26	STRIKEOUTS	0 - 15X Last at Kennesaw St. 04-28-26
0 - 39X Last at Kennesaw St. 04-28-26	STOLEN BASES	0 - 39X Last at Kennesaw St. 04-28-26
4 - 2X Last vs. Virginia Tech 03-08-26	PUTOUTS	0 - 17X Last at North Carolina 04-19-26
0 - 40X Last at Kennesaw St. 04-28-26	ASSISTS	0 - 40X Last at Kennesaw St. 04-28-26
0 - 40X Last at Kennesaw St. 04-28-26	ERRORS	0 - 40X Last at Kennesaw St. 04-28-26

PLAYER GAME HIGHS
#1 BROSIUS, Parker

HIGH	STAT	LOW
5 at Pitt 03-21-26	PLATE APPEARANCES	1 - 12X Last at Kennesaw St. 04-28-26
3 - 3X Last vs. NC State 03-29-26	AT BATS	0 - 7X Last at Kennesaw St. 04-28-26
2 vs. NC State 03-29-26	HITS	0 - 18X Last at Kennesaw St. 04-28-26
2 vs. NC State 03-29-26	RUNS SCORED	0 - 18X Last at Kennesaw St. 04-28-26
4 vs. Bowling Green 02-14-26	RBIs	0 - 15X Last at Kennesaw St. 04-28-26
1 - 3X Last at Clemson 03-13-26	DOUBLES	0 - 22X Last at Kennesaw St. 04-28-26
0 - 25X Last at Kennesaw St. 04-28-26	TRIPLES	0 - 25X Last at Kennesaw St. 04-28-26
1 - 3X Last vs. NC State 03-29-26	HOMERUNS	0 - 22X Last at Kennesaw St. 04-28-26
5 vs. NC State 03-29-26	TOTAL BASES	0 - 18X Last at Kennesaw St. 04-28-26
3 vs. Florida St. 04-09-26	WALKS	0 - 14X Last vs. Florida St. 04-10-26
2 vs. NC State 03-28-26	STRIKEOUTS	0 - 18X Last at Kennesaw St. 04-28-26
2 vs. Stony Brook 02-20-26	STOLEN BASES	0 - 23X Last at Kennesaw St. 04-28-26
3 - 2X Last vs. Florida St. 04-09-26	PUTOUTS	0 - 23X Last vs. Wake Forest 04-24-26
0 - 36X Last at Kennesaw St. 04-28-26	ASSISTS	0 - 36X Last at Kennesaw St. 04-28-26
0 - 36X Last at Kennesaw St. 04-28-26	ERRORS	0 - 36X Last at Kennesaw St. 04-28-26

#10 SCHMIDT, Kent

HIGH	STAT	LOW
6 - 3X Last at Kennesaw St. 04-28-26	PLATE APPEARANCES	3 at Pitt 03-21-26
5 - 3X Last at Kennesaw St. 04-28-26	AT BATS	1 at North Carolina 04-17-26
4 vs. Virginia Tech 03-07-26	HITS	0 - 12X Last vs. Wake Forest 04-24-26
3 - 3X Last at Pitt 03-22-26	RUNS SCORED	0 - 14X Last vs. Wake Forest 04-25-26
4 at Clemson 03-13-26	RBIs	0 - 13X Last vs. Wake Forest 04-26-26
1 - 6X Last at North Carolina 04-19-26	DOUBLES	0 - 30X Last at Kennesaw St. 04-28-26
0 - 36X Last at Kennesaw St. 04-28-26	TRIPLES	0 - 36X Last at Kennesaw St. 04-28-26
2 vs. Kennesaw State 04-07-26	HOMERUNS	0 - 32X Last at Kennesaw St. 04-28-26
8 vs. Kennesaw State 04-07-26	TOTAL BASES	0 - 12X Last vs. Wake Forest 04-24-26
2 - 9X Last at North Carolina 04-17-26	WALKS	0 - 11X Last at Kennesaw St. 04-28-26
3 vs. NC State 03-27-26	STRIKEOUTS	0 - 14X Last vs. Georgia 04-21-26
1 - 2X Last at Clemson 03-13-26	STOLEN BASES	0 - 34X Last at Kennesaw St. 04-28-26
14 vs. NC State 03-27-26	PUTOUTS	0 - 3X Last vs. West Georgia 03-10-26
2 vs. NC State 03-28-26	ASSISTS	0 - 26X Last at Kennesaw St. 04-28-26
1 - 2X Last at California 04-04-26	ERRORS	0 - 34X Last at Kennesaw St. 04-28-26

PLAYER GAME HIGHS

#34 ROGERS, Drew		
HIGH	STAT	LOW
5 - 6X Last at Kennesaw St. 04-28-26	PLATE APPEARANCES	1 - 2X Last vs. Wake Forest 04-26-26
5 vs. Northwestern 03-01-26	AT BATS	1 - 2X Last vs. Wake Forest 04-26-26
3 vs. Northwestern 03-01-26	HITS	0 - 12X Last at Kennesaw St. 04-28-26
3 vs. Northwestern 03-01-26	RUNS SCORED	0 - 10X Last vs. Wake Forest 04-26-26
6 vs. Stony Brook 02-22-26	RBI's	0 - 14X Last at Kennesaw St. 04-28-26
1 vs. Stony Brook 02-20-26	DOUBLES	0 - 22X Last at Kennesaw St. 04-28-26
0 - 23X Last at Kennesaw St. 04-28-26	TRIPLES	0 - 23X Last at Kennesaw St. 04-28-26
2 vs. Northwestern 03-01-26	HOMERUNS	0 - 18X Last at Kennesaw St. 04-28-26
9 vs. Northwestern 03-01-26	TOTAL BASES	0 - 12X Last at Kennesaw St. 04-28-26
2 - 2X Last vs. Stony Brook 02-20-26	WALKS	0 - 19X Last at Kennesaw St. 04-28-26
3 - 2X Last at Kennesaw St. 04-28-26	STRIKEOUTS	0 - 6X Last vs. Georgia Southern 04-14-26
0 - 23X Last at Kennesaw St. 04-28-26	STOLEN BASES	0 - 23X Last at Kennesaw St. 04-28-26
15 vs. Stony Brook 02-20-26	PUTOUTS	0 - 4X Last vs. Wake Forest 04-26-26
3 - 2X Last vs. Georgia Southern 04-14-26	ASSISTS	0 - 17X Last at Kennesaw St. 04-28-26
1 - 2X Last at Georgia St. 03-03-26	ERRORS	0 - 25X Last at Kennesaw St. 04-28-26

#32 BARFIELD, Brett		
HIGH	STAT	LOW
1.2 vs. Stony Brook 02-20-26	IP	0.1 - 2X Last at Auburn 03-17-26
8 vs. Stony Brook 02-20-26	BATTERS FACED	1 at Clemson 03-14-26
1 - 3X Last vs. Wake Forest 04-26-26	RUNS ALLOWED	0 - 15X Last vs. Wake Forest 04-24-26
1 - 3X Last vs. Wake Forest 04-26-26	EARNED RUNS ALLOWED	0 - 15X Last vs. Wake Forest 04-24-26
3 vs. Northwestern 03-01-26	HITS ALLOWED	0 - 12X Last vs. Wake Forest 04-24-26
3 at California 04-03-26	STRIKEOUTS	0 - 4X Last vs. Auburn 03-31-26
2 at Pitt 03-22-26	WALKS ALLOWED	0 - 13X Last vs. Georgia 04-21-26
1 vs. Virginia Tech 03-07-26	DOUBLES ALLOWED	0 - 17X Last vs. Wake Forest 04-26-26
0 - 18X Last vs. Wake Forest 04-26-26	TRIPLES ALLOWED	0 - 18X Last vs. Wake Forest 04-26-26
1 vs. Wake Forest 04-26-26	HOMERS ALLOWED	0 - 17X Last vs. Wake Forest 04-24-26
1 vs. Florida St. 04-11-26	WILD PITCHES	0 - 17X Last vs. Wake Forest 04-26-26
1 vs. Stony Brook 02-20-26	HIT BATTERS	0 - 17X Last vs. Wake Forest 04-26-26
2 - 2X Last vs. Auburn 03-31-26	GROUNDOUTS	0 - 9X Last at North Carolina 04-17-26
3 vs. Stony Brook 02-20-26	FLYOUTS	0 - 6X Last vs. Georgia Southern 04-14-26

PLAYER GAME HIGHS
#18 GAUDETTE, Caden

HIGH	STAT	LOW
3.1 vs. NC State 03-28-26	IP	0.1 - 2X Last vs. Georgia State 02-24-26
13 vs. NC State 03-28-26	BATTERS FACED	1 - 2X Last vs. Georgia State 02-24-26
2 vs. Stony Brook 02-20-26	RUNS ALLOWED	0 - 11X Last vs. Wake Forest 04-26-26
2 vs. Stony Brook 02-20-26	EARNED RUNS ALLOWED	0 - 11X Last vs. Wake Forest 04-26-26
3 vs. Florida St. 04-10-26	HITS ALLOWED	0 - 8X Last vs. Wake Forest 04-26-26
3 - 4X Last at North Carolina 04-17-26	STRIKEOUTS	0 - 7X Last vs. Wake Forest 04-26-26
2 vs. NC State 03-28-26	WALKS ALLOWED	0 - 10X Last vs. Wake Forest 04-26-26
0 - 17X Last vs. Wake Forest 04-26-26	DOUBLES ALLOWED	0 - 17X Last vs. Wake Forest 04-26-26
0 - 17X Last vs. Wake Forest 04-26-26	TRIPLES ALLOWED	0 - 17X Last vs. Wake Forest 04-26-26
1 - 4X Last vs. Florida St. 04-10-26	HOMERS ALLOWED	0 - 13X Last vs. Wake Forest 04-26-26
0 - 17X Last vs. Wake Forest 04-26-26	WILD PITCHES	0 - 17X Last vs. Wake Forest 04-26-26
1 - 2X Last at Clemson 03-13-26	HIT BATTERS	0 - 15X Last vs. Wake Forest 04-26-26
6 vs. NC State 03-28-26	GROUNDOUTS	0 - 7X Last at North Carolina 04-17-26
3 - 3X Last at North Carolina 04-19-26	FLYOUTS	0 - 7X Last at North Carolina 04-17-26

#37 LOY, Dylan

HIGH	STAT	LOW
5.2 vs. Stony Brook 02-21-26	IP	0.2 at North Carolina 04-17-26
22 - 2X Last vs. Virginia Tech 03-07-26	BATTERS FACED	2 at North Carolina 04-17-26
5 - 2X Last at Pitt 03-21-26	RUNS ALLOWED	0 - 8X Last vs. Wake Forest 04-26-26
5 at Pitt 03-21-26	EARNED RUNS ALLOWED	0 - 8X Last vs. Wake Forest 04-26-26
9 vs. Northwestern 02-28-26	HITS ALLOWED	0 - 3X Last at North Carolina 04-17-26
6 - 2X Last vs. Stony Brook 02-21-26	STRIKEOUTS	0 at North Carolina 04-17-26
3 at North Carolina 04-18-26	WALKS ALLOWED	0 - 6X Last at North Carolina 04-17-26
1 vs. Northwestern 02-28-26	DOUBLES ALLOWED	0 - 13X Last vs. Wake Forest 04-26-26
0 - 14X Last vs. Wake Forest 04-26-26	TRIPLES ALLOWED	0 - 14X Last vs. Wake Forest 04-26-26
2 - 2X Last at Pitt 03-21-26	HOMERS ALLOWED	0 - 9X Last vs. Wake Forest 04-26-26
1 vs. Virginia Tech 03-07-26	WILD PITCHES	0 - 13X Last vs. Wake Forest 04-26-26
2 at Clemson 03-13-26	HIT BATTERS	0 - 12X Last vs. Wake Forest 04-26-26
6 vs. Virginia Tech 03-07-26	GROUNDOUTS	0 at Georgia Southern 02-17-26
5 - 2X Last at Clemson 03-13-26	FLYOUTS	0 - 4X Last at North Carolina 04-18-26

#31 SHADEK, Justin

HIGH	STAT	LOW
4 vs. Northwestern 03-01-26	IP	0.1 vs. Wake Forest 04-25-26
17 vs. Northwestern 03-01-26	BATTERS FACED	2 at Pitt 03-22-26
5 vs. Wake Forest 04-25-26	RUNS ALLOWED	0 - 5X Last at North Carolina 04-17-26
5 vs. Wake Forest 04-25-26	EARNED RUNS ALLOWED	0 - 5X Last at North Carolina 04-17-26
3 - 3X Last at California 04-04-26	HITS ALLOWED	0 - 3X Last vs. NC State 03-29-26
7 vs. Northwestern 03-01-26	STRIKEOUTS	0 - 2X Last at Auburn 03-17-26
2 - 5X Last vs. Wake Forest 04-25-26	WALKS ALLOWED	0 - 3X Last at Kennesaw St. 04-28-26
2 vs. Northwestern 03-01-26	DOUBLES ALLOWED	0 - 9X Last at Kennesaw St. 04-28-26
0 - 13X Last at Kennesaw St. 04-28-26	TRIPLES ALLOWED	0 - 13X Last at Kennesaw St. 04-28-26
2 vs. Wake Forest 04-25-26	HOMERS ALLOWED	0 - 11X Last at North Carolina 04-17-26
1 vs. Stony Brook 02-20-26	WILD PITCHES	0 - 12X Last at Kennesaw St. 04-28-26
1 - 3X Last vs. Wake Forest 04-25-26	HIT BATTERS	0 - 10X Last at Kennesaw St. 04-28-26
3 at Kennesaw St. 04-28-26	GROUNDOUTS	0 - 5X Last vs. Wake Forest 04-25-26
2 - 5X Last at North Carolina 04-17-26	FLYOUTS	0 - 7X Last at Kennesaw St. 04-28-26

PLAYER GAME HIGHS
#35 LANKIE, Jake

HIGH	STAT	LOW
3 vs. Northwestern 02-28-26	IP	0.1 - 2X Last vs. Auburn 03-31-26
12 - 2X Last at Auburn 03-17-26	BATTERS FACED	1 vs. Auburn 03-31-26
4 at Pitt 03-22-26	RUNS ALLOWED	0 - 8X Last vs. Georgia 04-21-26
4 at Pitt 03-22-26	EARNED RUNS ALLOWED	0 - 10X Last vs. Georgia 04-21-26
4 - 2X Last vs. Wake Forest 04-25-26	HITS ALLOWED	0 - 2X Last vs. Florida St. 04-11-26
5 vs. Stony Brook 02-20-26	STRIKEOUTS	0 - 4X Last vs. Georgia Southern 04-14-26
2 vs. Florida St. 04-11-26	WALKS ALLOWED	0 - 9X Last vs. Georgia 04-21-26
2 vs. Wake Forest 04-25-26	DOUBLES ALLOWED	0 - 8X Last vs. Georgia Southern 04-14-26
0 - 13X Last vs. Wake Forest 04-25-26	TRIPLES ALLOWED	0 - 13X Last vs. Wake Forest 04-25-26
2 vs. Wake Forest 04-25-26	HOMERS ALLOWED	0 - 11X Last vs. Georgia 04-21-26
0 - 13X Last vs. Wake Forest 04-25-26	WILD PITCHES	0 - 13X Last vs. Wake Forest 04-25-26
1 at Clemson 03-12-26	HIT BATTERS	0 - 12X Last vs. Wake Forest 04-25-26
3 - 2X Last at Auburn 03-17-26	GROUNDOUTS	0 - 5X Last vs. Wake Forest 04-25-26
2 - 5X Last vs. Wake Forest 04-25-26	FLYOUTS	0 - 6X Last vs. Georgia Southern 04-14-26

#9 LEWIS, Coleman

HIGH	STAT	LOW
4 - 2X Last vs. Northwestern 03-01-26	PLATE APPEARANCES	1 - 3X Last vs. Kennesaw State 04-07-26
3 - 5X Last vs. Wake Forest 04-26-26	AT BATS	0 vs. West Georgia 03-10-26
2 vs. Bowling Green 02-14-26	HITS	0 - 6X Last vs. Wake Forest 04-26-26
1 - 6X Last at California 04-02-26	RUNS SCORED	0 - 5X Last vs. Wake Forest 04-26-26
2 vs. Stony Brook 02-22-26	RBIs	0 - 8X Last vs. Wake Forest 04-26-26
0 - 11X Last vs. Wake Forest 04-26-26	DOUBLES	0 - 11X Last vs. Wake Forest 04-26-26
0 - 11X Last vs. Wake Forest 04-26-26	TRIPLES	0 - 11X Last vs. Wake Forest 04-26-26
1 at California 04-02-26	HOMERUNS	0 - 10X Last vs. Wake Forest 04-26-26
4 at California 04-02-26	TOTAL BASES	0 - 6X Last vs. Wake Forest 04-26-26
1 - 4X Last vs. West Georgia 03-10-26	WALKS	0 - 7X Last vs. Wake Forest 04-26-26
3 vs. Wake Forest 04-26-26	STRIKEOUTS	0 - 5X Last vs. Kennesaw State 04-07-26
0 - 11X Last vs. Wake Forest 04-26-26	STOLEN BASES	0 - 11X Last vs. Wake Forest 04-26-26
1 vs. Bowling Green 02-14-26	PUTOUTS	0 - 11X Last vs. Wake Forest 04-26-26
0 - 12X Last vs. Wake Forest 04-26-26	ASSISTS	0 - 12X Last vs. Wake Forest 04-26-26
0 - 12X Last vs. Wake Forest 04-26-26	ERRORS	0 - 12X Last vs. Wake Forest 04-26-26

#19 COUPET, Nathanael

HIGH	STAT	LOW
3 - 2X Last vs. Northwestern 02-28-26	PLATE APPEARANCES	1 - 5X Last at California 04-02-26
3 vs. Northwestern 02-28-26	AT BATS	0 vs. NC State 03-29-26
2 vs. Northwestern 02-28-26	HITS	0 - 4X Last at California 04-02-26
2 - 2X Last vs. Northwestern 02-28-26	RUNS SCORED	0 - 5X Last at California 04-02-26
4 vs. Northwestern 02-28-26	RBIs	0 - 4X Last at California 04-02-26
0 - 9X Last at California 04-02-26	DOUBLES	0 - 9X Last at California 04-02-26
0 - 9X Last at California 04-02-26	TRIPLES	0 - 9X Last at California 04-02-26
1 vs. Northwestern 02-28-26	HOMERUNS	0 - 8X Last at California 04-02-26
5 vs. Northwestern 02-28-26	TOTAL BASES	0 - 4X Last at California 04-02-26
1 vs. NC State 03-29-26	WALKS	0 - 8X Last at California 04-02-26
1 - 5X Last at California 04-02-26	STRIKEOUTS	0 - 4X Last vs. NC State 03-29-26
0 - 9X Last at California 04-02-26	STOLEN BASES	0 - 9X Last at California 04-02-26
6 vs. Bowling Green 02-14-26	PUTOUTS	0 - 7X Last vs. Kennesaw State 04-07-26
1 at California 04-02-26	ASSISTS	0 - 11X Last vs. Kennesaw State 04-07-26
0 - 12X Last vs. Kennesaw State 04-07-26	ERRORS	0 - 12X Last vs. Kennesaw State 04-07-26

PLAYER GAME HIGHS
#20 SPIVEY, Caden

HIGH	STAT	LOW
2.1 - 2X Last at Kennesaw St. 04-28-26	IP	0.1 - 2X Last vs. Georgia Southern 04-14-26
12 vs. Virginia Tech 03-08-26	BATTERS FACED	3 - 5X Last vs. Kennesaw State 04-07-26
3 - 2X Last vs. Georgia Southern 04-14-26	RUNS ALLOWED	0 - 6X Last vs. Kennesaw State 04-07-26
3 - 2X Last vs. Georgia Southern 04-14-26	EARNED RUNS ALLOWED	0 - 6X Last vs. Kennesaw State 04-07-26
5 vs. Virginia Tech 03-08-26	HITS ALLOWED	0 - 5X Last vs. Kennesaw State 04-07-26
3 - 2X Last vs. Virginia Tech 03-08-26	STRIKEOUTS	0 at Clemson 03-14-26
4 vs. Stony Brook 02-20-26	WALKS ALLOWED	0 - 6X Last at Kennesaw St. 04-28-26
2 vs. Virginia Tech 03-08-26	DOUBLES ALLOWED	0 - 9X Last vs. Georgia Southern 04-14-26
0 - 12X Last at Kennesaw St. 04-28-26	TRIPLES ALLOWED	0 - 12X Last at Kennesaw St. 04-28-26
1 - 2X Last at Kennesaw St. 04-28-26	HOMERS ALLOWED	0 - 10X Last vs. Georgia Southern 04-14-26
1 - 2X Last at Kennesaw St. 04-28-26	WILD PITCHES	0 - 10X Last vs. Kennesaw State 04-07-26
1 - 2X Last at Kennesaw St. 04-28-26	HIT BATTERS	0 - 10X Last vs. Georgia Southern 04-14-26
2 - 2X Last at California 04-03-26	GROUNDOUTS	0 - 6X Last vs. Georgia Southern 04-14-26
5 at Kennesaw St. 04-28-26	FLYOUTS	0 - 6X Last vs. Georgia Southern 04-14-26

#21 BALLARD, Carson

HIGH	STAT	LOW
4.1 vs. Georgia 04-21-26	IP	1 - 5X Last at Kennesaw St. 04-28-26
23 vs. Georgia 04-21-26	BATTERS FACED	3 vs. Stony Brook 02-21-26
4 - 2X Last vs. Georgia 04-21-26	RUNS ALLOWED	0 - 7X Last at Kennesaw St. 04-28-26
4 - 2X Last vs. Georgia 04-21-26	EARNED RUNS ALLOWED	0 - 8X Last at Kennesaw St. 04-28-26
8 vs. Georgia 04-21-26	HITS ALLOWED	0 - 3X Last vs. Auburn 03-31-26
5 - 2X Last vs. Georgia 04-21-26	STRIKEOUTS	0 - 4X Last at Kennesaw St. 04-28-26
2 - 2X Last vs. Georgia 04-21-26	WALKS ALLOWED	0 - 4X Last vs. Georgia Southern 04-14-26
1 - 6X Last at Kennesaw St. 04-28-26	DOUBLES ALLOWED	0 - 6X Last vs. Kennesaw State 04-07-26
0 - 12X Last at Kennesaw St. 04-28-26	TRIPLES ALLOWED	0 - 12X Last at Kennesaw St. 04-28-26
3 vs. Georgia 04-21-26	HOMERS ALLOWED	0 - 10X Last at Kennesaw St. 04-28-26
1 vs. Georgia State 02-24-26	WILD PITCHES	0 - 11X Last at Kennesaw St. 04-28-26
1 - 3X Last vs. Georgia Southern 04-14-26	HIT BATTERS	0 - 9X Last at Kennesaw St. 04-28-26
5 vs. Georgia Southern 04-14-26	GROUNDOUTS	0 - 3X Last vs. Auburn 03-31-26
7 vs. Georgia 04-21-26	FLYOUTS	0 - 2X Last at Kennesaw St. 04-28-26

#22 MCKEE, Tate

HIGH	STAT	LOW
7.1 vs. NC State 03-27-26	IP	2.1 at North Carolina 04-17-26
29 vs. NC State 03-27-26	BATTERS FACED	15 vs. Virginia Tech 03-06-26
6 at Pitt 03-20-26	RUNS ALLOWED	0 - 2X Last at California 04-02-26
6 at Pitt 03-20-26	EARNED RUNS ALLOWED	0 - 2X Last at California 04-02-26
7 at North Carolina 04-17-26	HITS ALLOWED	1 at Clemson 03-12-26
8 vs. Wake Forest 04-24-26	STRIKEOUTS	3 - 4X Last at North Carolina 04-17-26
5 - 2X Last at Pitt 03-20-26	WALKS ALLOWED	1 - 3X Last at North Carolina 04-17-26
2 - 2X Last at North Carolina 04-17-26	DOUBLES ALLOWED	0 - 8X Last vs. Wake Forest 04-24-26
0 - 11X Last vs. Wake Forest 04-24-26	TRIPLES ALLOWED	0 - 11X Last vs. Wake Forest 04-24-26
3 - 2X Last at North Carolina 04-17-26	HOMERS ALLOWED	0 - 5X Last at California 04-02-26
2 vs. Stony Brook 02-20-26	WILD PITCHES	0 - 7X Last vs. Wake Forest 04-24-26
1 - 3X Last at Clemson 03-12-26	HIT BATTERS	0 - 8X Last vs. Wake Forest 04-24-26
13 vs. NC State 03-27-26	GROUNDOUTS	1 at North Carolina 04-17-26
5 vs. NC State 03-27-26	FLYOUTS	3 - 7X Last vs. Wake Forest 04-24-26

PLAYER GAME HIGHS
#43 ANGELAKOS, Dimitri

HIGH	STAT	LOW
17 at Georgia St. 03-03-26	BATTERS FACED	3 vs. Kennesaw State 04-07-26
4 at Auburn 03-17-26	RUNS ALLOWED	0 - 7X Last vs. Georgia Southern 04-14-26
4 at Auburn 03-17-26	EARNED RUNS ALLOWED	0 - 7X Last vs. Georgia Southern 04-14-26
5 at Auburn 03-17-26	HITS ALLOWED	0 vs. Kennesaw State 04-07-26
5 at Georgia St. 03-03-26	STRIKEOUTS	0 - 3X Last vs. Kennesaw State 04-07-26
2 at North Carolina 04-18-26	WALKS ALLOWED	0 - 8X Last vs. Wake Forest 04-25-26
2 at Auburn 03-17-26	DOUBLES ALLOWED	0 - 7X Last vs. Georgia Southern 04-14-26
0 - 11X Last vs. Wake Forest 04-25-26	TRIPLES ALLOWED	0 - 11X Last vs. Wake Forest 04-25-26
2 at Auburn 03-17-26	HOMERS ALLOWED	0 - 8X Last vs. Georgia Southern 04-14-26
1 at California 04-02-26	WILD PITCHES	0 - 10X Last vs. Wake Forest 04-25-26
1 - 3X Last at North Carolina 04-18-26	HIT BATTERS	0 - 8X Last vs. Wake Forest 04-25-26
4 - 2X Last at Georgia St. 03-03-26	GROUNDOUTS	0 - 4X Last vs. Wake Forest 04-25-26
6 at Georgia St. 03-03-26	FLYOUTS	1 - 3X Last vs. Georgia Southern 04-14-26

#49 CAMPBELL, Kayden

HIGH	STAT	LOW
2 vs. Virginia Tech 03-08-26	IP	0 vs. Georgia State 02-24-26
6 - 2X Last vs. Virginia Tech 03-08-26	BATTERS FACED	1 at North Carolina 04-18-26
3 vs. Georgia State 02-24-26	RUNS ALLOWED	0 - 8X Last at North Carolina 04-18-26
3 vs. Georgia State 02-24-26	EARNED RUNS ALLOWED	0 - 8X Last at North Carolina 04-18-26
2 - 4X Last vs. Wake Forest 04-25-26	HITS ALLOWED	0 - 6X Last at North Carolina 04-18-26
4 vs. Virginia Tech 03-08-26	STRIKEOUTS	0 - 6X Last vs. Wake Forest 04-25-26
2 at Clemson 03-14-26	WALKS ALLOWED	0 - 5X Last at North Carolina 04-18-26
2 vs. Stony Brook 02-20-26	DOUBLES ALLOWED	0 - 9X Last vs. Wake Forest 04-25-26
0 - 11X Last vs. Wake Forest 04-25-26	TRIPLES ALLOWED	0 - 11X Last vs. Wake Forest 04-25-26
0 - 11X Last vs. Wake Forest 04-25-26	HOMERS ALLOWED	0 - 11X Last vs. Wake Forest 04-25-26
0 - 11X Last vs. Wake Forest 04-25-26	WILD PITCHES	0 - 11X Last vs. Wake Forest 04-25-26
1 vs. Georgia State 02-24-26	HIT BATTERS	0 - 10X Last vs. Wake Forest 04-25-26
2 - 2X Last vs. Wake Forest 04-25-26	GROUNDOUTS	0 - 5X Last at North Carolina 04-18-26
2 vs. Stony Brook 02-20-26	FLYOUTS	0 - 6X Last vs. Wake Forest 04-25-26

#16 WILLCOX, Charlie

HIGH	STAT	LOW
2 - 3X Last vs. West Georgia 03-10-26	IP	0.2 at North Carolina 04-18-26
12 - 2X Last vs. Stony Brook 02-22-26	BATTERS FACED	3 - 2X Last at California 04-03-26
4 at Pitt 03-21-26	RUNS ALLOWED	0 - 4X Last at California 04-03-26
4 at Pitt 03-21-26	EARNED RUNS ALLOWED	0 - 4X Last at California 04-03-26
5 vs. Bowling Green 02-13-26	HITS ALLOWED	0 - 3X Last at California 04-03-26
3 vs. West Georgia 03-10-26	STRIKEOUTS	0 - 3X Last vs. Kennesaw State 04-07-26
3 at North Carolina 04-18-26	WALKS ALLOWED	0 - 5X Last at California 04-03-26
1 - 5X Last at North Carolina 04-18-26	DOUBLES ALLOWED	0 - 5X Last at California 04-03-26
0 - 10X Last at North Carolina 04-18-26	TRIPLES ALLOWED	0 - 10X Last at North Carolina 04-18-26
1 at Pitt 03-21-26	HOMERS ALLOWED	0 - 9X Last at North Carolina 04-18-26
1 at Georgia St. 03-03-26	WILD PITCHES	0 - 9X Last at North Carolina 04-18-26
2 - 2X Last vs. Kennesaw State 04-07-26	HIT BATTERS	0 - 8X Last at North Carolina 04-18-26
4 - 2X Last at Georgia St. 03-03-26	GROUNDOUTS	0 - 3X Last at North Carolina 04-18-26
2 - 2X Last vs. Kennesaw State 04-07-26	FLYOUTS	0 at Clemson 03-14-26

PLAYER GAME HIGHS
#24 BLAKELY, Jackson

HIGH	STAT	LOW
7 vs. NC State 03-29-26	IP	2 vs. Virginia Tech 03-07-26
25 vs. NC State 03-29-26	BATTERS FACED	10 vs. Virginia Tech 03-07-26
6 at Clemson 03-14-26	RUNS ALLOWED	0 - 6X Last at California 04-04-26
6 at Clemson 03-14-26	EARNED RUNS ALLOWED	0 - 6X Last at California 04-04-26
7 at Clemson 03-14-26	HITS ALLOWED	2 - 3X Last at California 04-04-26
9 vs. Georgia State 02-24-26	STRIKEOUTS	2 - 2X Last vs. Wake Forest 04-26-26
3 at North Carolina 04-19-26	WALKS ALLOWED	0 - 3X Last at California 04-04-26
3 at Clemson 03-14-26	DOUBLES ALLOWED	0 - 4X Last vs. NC State 03-29-26
1 vs. Florida St. 04-11-26	TRIPLES ALLOWED	0 - 9X Last vs. Wake Forest 04-26-26
2 - 2X Last vs. Wake Forest 04-26-26	HOMERS ALLOWED	0 - 7X Last at North Carolina 04-19-26
1 - 2X Last at Clemson 03-14-26	WILD PITCHES	0 - 8X Last vs. Wake Forest 04-26-26
3 at Clemson 03-14-26	HIT BATTERS	0 - 4X Last vs. Florida St. 04-11-26
7 - 2X Last vs. Florida St. 04-11-26	GROUNDOUTS	1 at North Carolina 04-19-26
10 vs. NC State 03-29-26	FLYOUTS	0 vs. Georgia State 02-24-26

#29 PATEL, Mason

HIGH	STAT	LOW
5 vs. Bowling Green 02-14-26	IP	1 at Kennesaw St. 04-28-26
21 vs. Bowling Green 02-14-26	BATTERS FACED	4 at Kennesaw St. 04-28-26
5 vs. Stony Brook 02-21-26	RUNS ALLOWED	0 - 7X Last at Kennesaw St. 04-28-26
5 vs. Stony Brook 02-21-26	EARNED RUNS ALLOWED	0 - 7X Last at Kennesaw St. 04-28-26
8 vs. Stony Brook 02-21-26	HITS ALLOWED	0 at Pitt 03-20-26
7 vs. Bowling Green 02-14-26	STRIKEOUTS	0 - 2X Last at Kennesaw St. 04-28-26
2 vs. Bowling Green 02-14-26	WALKS ALLOWED	0 - 4X Last at Kennesaw St. 04-28-26
3 vs. Stony Brook 02-21-26	DOUBLES ALLOWED	0 - 5X Last at Kennesaw St. 04-28-26
0 - 10X Last at Kennesaw St. 04-28-26	TRIPLES ALLOWED	0 - 10X Last at Kennesaw St. 04-28-26
0 - 10X Last at Kennesaw St. 04-28-26	HOMERS ALLOWED	0 - 10X Last at Kennesaw St. 04-28-26
0 - 10X Last at Kennesaw St. 04-28-26	WILD PITCHES	0 - 10X Last at Kennesaw St. 04-28-26
1 vs. Florida St. 04-09-26	HIT BATTERS	0 - 9X Last at Kennesaw St. 04-28-26
6 at North Carolina 04-19-26	GROUNDOUTS	0 at Kennesaw St. 04-28-26
5 - 2X Last vs. Stony Brook 02-21-26	FLYOUTS	0 at Clemson 03-13-26

#99 BUURSEMA, Porter

HIGH	STAT	LOW
4 - 2X Last vs. Florida St. 04-10-26	IP	0 vs. Virginia Tech 03-08-26
16 vs. Florida St. 04-10-26	BATTERS FACED	2 vs. Virginia Tech 03-08-26
7 at North Carolina 04-18-26	RUNS ALLOWED	0 - 4X Last vs. West Georgia 03-10-26
7 at North Carolina 04-18-26	EARNED RUNS ALLOWED	0 - 5X Last at California 04-03-26
5 vs. NC State 03-28-26	HITS ALLOWED	0 - 4X Last at Pitt 03-21-26
7 vs. Florida St. 04-10-26	STRIKEOUTS	0 vs. Virginia Tech 03-08-26
4 - 2X Last at North Carolina 04-18-26	WALKS ALLOWED	1 - 5X Last vs. Florida St. 04-10-26
1 - 3X Last at California 04-03-26	DOUBLES ALLOWED	0 - 7X Last at North Carolina 04-18-26
0 - 10X Last at North Carolina 04-18-26	TRIPLES ALLOWED	0 - 10X Last at North Carolina 04-18-26
1 - 2X Last at North Carolina 04-18-26	HOMERS ALLOWED	0 - 8X Last at California 04-03-26
2 at North Carolina 04-18-26	WILD PITCHES	0 - 7X Last vs. Florida St. 04-10-26
0 - 10X Last at North Carolina 04-18-26	HIT BATTERS	0 - 10X Last at North Carolina 04-18-26
4 vs. Florida St. 04-10-26	GROUNDOUTS	0 - 2X Last vs. Virginia Tech 03-08-26
3 at California 04-03-26	FLYOUTS	0 - 4X Last vs. West Georgia 03-10-26

PLAYER GAME HIGHS
#14 BROWN, Cade

HIGH	STAT	LOW
4 vs. Bowling Green 02-14-26	PLATE APPEARANCES	1 - 3X Last vs. Kennesaw State 04-07-26
3 vs. Stony Brook 02-22-26	AT BATS	1 - 4X Last vs. Kennesaw State 04-07-26
1 - 3X Last vs. West Georgia 03-10-26	HITS	0 - 4X Last vs. Kennesaw State 04-07-26
1 - 3X Last vs. Virginia Tech 03-06-26	RUNS SCORED	0 - 4X Last vs. Kennesaw State 04-07-26
1 vs. Bowling Green 02-14-26	RBIs	0 - 6X Last vs. Kennesaw State 04-07-26
0 - 7X Last vs. Kennesaw State 04-07-26	DOUBLES	0 - 7X Last vs. Kennesaw State 04-07-26
0 - 7X Last vs. Kennesaw State 04-07-26	TRIPLES	0 - 7X Last vs. Kennesaw State 04-07-26
0 - 7X Last vs. Kennesaw State 04-07-26	HOMERUNS	0 - 7X Last vs. Kennesaw State 04-07-26
1 - 3X Last vs. West Georgia 03-10-26	TOTAL BASES	0 - 4X Last vs. Kennesaw State 04-07-26
2 vs. Bowling Green 02-14-26	WALKS	0 - 6X Last vs. Kennesaw State 04-07-26
2 at Georgia Southern 02-17-26	STRIKEOUTS	0 - 4X Last at California 04-02-26
0 - 7X Last vs. Kennesaw State 04-07-26	STOLEN BASES	0 - 7X Last vs. Kennesaw State 04-07-26
4 vs. Stony Brook 02-22-26	PUTOUTS	0 - 4X Last vs. Kennesaw State 04-07-26
1 - 2X Last at California 04-02-26	ASSISTS	0 - 7X Last vs. Kennesaw State 04-07-26
2 vs. Stony Brook 02-22-26	ERRORS	0 - 8X Last vs. Kennesaw State 04-07-26

#26 VICENS, James

HIGH	STAT	LOW
1.2 at Kennesaw St. 04-28-26	IP	0 at Clemson 03-14-26
11 at Kennesaw St. 04-28-26	BATTERS FACED	1 - 3X Last at North Carolina 04-17-26
4 at Kennesaw St. 04-28-26	RUNS ALLOWED	0 - 5X Last at North Carolina 04-17-26
4 at Kennesaw St. 04-28-26	EARNED RUNS ALLOWED	0 - 6X Last at North Carolina 04-17-26
3 vs. Georgia State 02-24-26	HITS ALLOWED	0 - 7X Last at North Carolina 04-17-26
3 vs. Kennesaw State 04-07-26	STRIKEOUTS	0 at Clemson 03-14-26
3 at Kennesaw St. 04-28-26	WALKS ALLOWED	0 - 4X Last at North Carolina 04-17-26
0 - 9X Last at Kennesaw St. 04-28-26	DOUBLES ALLOWED	0 - 9X Last at Kennesaw St. 04-28-26
0 - 9X Last at Kennesaw St. 04-28-26	TRIPLES ALLOWED	0 - 9X Last at Kennesaw St. 04-28-26
1 at Kennesaw St. 04-28-26	HOMERS ALLOWED	0 - 8X Last at North Carolina 04-17-26
1 - 2X Last at Kennesaw St. 04-28-26	WILD PITCHES	0 - 7X Last at North Carolina 04-17-26
1 at Kennesaw St. 04-28-26	HIT BATTERS	0 - 8X Last at North Carolina 04-17-26
1 - 2X Last at Kennesaw St. 04-28-26	GROUNDOUTS	0 - 7X Last at North Carolina 04-17-26
3 at Kennesaw St. 04-28-26	FLYOUTS	0 - 6X Last at North Carolina 04-17-26

#15 UNDERWOOD, Cooper

HIGH	STAT	LOW
5 vs. Wake Forest 04-25-26	IP	0 at Clemson 03-14-26
17 vs. Wake Forest 04-25-26	BATTERS FACED	1 at Clemson 03-14-26
4 - 2X Last vs. Georgia Southern 04-14-26	RUNS ALLOWED	0 - 3X Last vs. Wake Forest 04-25-26
4 - 2X Last vs. Georgia Southern 04-14-26	EARNED RUNS ALLOWED	0 - 3X Last vs. Wake Forest 04-25-26
4 - 2X Last vs. Auburn 03-31-26	HITS ALLOWED	0 - 2X Last vs. Wake Forest 04-25-26
7 vs. Wake Forest 04-25-26	STRIKEOUTS	0 - 2X Last at Clemson 03-14-26
3 vs. Virginia Tech 03-08-26	WALKS ALLOWED	0 - 2X Last at Clemson 03-14-26
2 - 2X Last vs. Georgia Southern 04-14-26	DOUBLES ALLOWED	0 - 4X Last vs. Wake Forest 04-25-26
0 - 8X Last vs. Wake Forest 04-25-26	TRIPLES ALLOWED	0 - 8X Last vs. Wake Forest 04-25-26
1 - 2X Last vs. Georgia Southern 04-14-26	HOMERS ALLOWED	0 - 6X Last vs. Wake Forest 04-25-26
0 - 8X Last vs. Wake Forest 04-25-26	WILD PITCHES	0 - 8X Last vs. Wake Forest 04-25-26
2 vs. Northwestern 03-01-26	HIT BATTERS	0 - 4X Last vs. Auburn 03-31-26
5 - 2X Last vs. Wake Forest 04-25-26	GROUNDOUTS	0 - 3X Last vs. Georgia Southern 04-14-26
5 vs. Virginia Tech 03-08-26	FLYOUTS	0 - 3X Last vs. Georgia Southern 04-14-26

PLAYER GAME HIGHS
#55 MCKELVEY, Adam

HIGH	STAT	LOW
1.1 vs. Stony Brook 02-20-26	IP	0 at Clemson 03-14-26
9 at Pitt 03-20-26	BATTERS FACED	1 at Clemson 03-14-26
3 at Pitt 03-20-26	RUNS ALLOWED	0 - 4X Last vs. West Georgia 03-10-26
3 at Pitt 03-20-26	EARNED RUNS ALLOWED	0 - 4X Last vs. West Georgia 03-10-26
2 - 2X Last at California 04-02-26	HITS ALLOWED	0 - 4X Last at Clemson 03-14-26
3 vs. Bowling Green 02-14-26	STRIKEOUTS	0 - 2X Last at North Carolina 04-18-26
3 at Pitt 03-20-26	WALKS ALLOWED	0 - 4X Last at North Carolina 04-18-26
1 vs. Bowling Green 02-14-26	DOUBLES ALLOWED	0 - 7X Last at North Carolina 04-18-26
0 - 8X Last at North Carolina 04-18-26	TRIPLES ALLOWED	0 - 8X Last at North Carolina 04-18-26
1 - 2X Last at North Carolina 04-18-26	HOMERS ALLOWED	0 - 6X Last at California 04-02-26
0 - 8X Last at North Carolina 04-18-26	WILD PITCHES	0 - 8X Last at North Carolina 04-18-26
1 at Pitt 03-20-26	HIT BATTERS	0 - 7X Last at North Carolina 04-18-26
1 at North Carolina 04-18-26	GROUNDOUTS	0 - 7X Last at California 04-02-26
2 - 2X Last at California 04-02-26	FLYOUTS	0 - 2X Last at Clemson 03-14-26

#0 DEE, Michael

HIGH	STAT	LOW
2 - 2X Last vs. Stony Brook 02-22-26	PLATE APPEARANCES	1 at Georgia Southern 02-17-26
2 vs. Bowling Green 02-14-26	AT BATS	1 - 2X Last vs. Stony Brook 02-22-26
1 - 2X Last vs. Stony Brook 02-22-26	HITS	0 at Georgia Southern 02-17-26
1 - 3X Last vs. Stony Brook 02-22-26	RUNS SCORED	1 - 3X Last vs. Stony Brook 02-22-26
1 vs. Stony Brook 02-22-26	RBI's	0 - 2X Last at Georgia Southern 02-17-26
0 - 3X Last vs. Stony Brook 02-22-26	DOUBLES	0 - 3X Last vs. Stony Brook 02-22-26
0 - 3X Last vs. Stony Brook 02-22-26	TRIPLES	0 - 3X Last vs. Stony Brook 02-22-26
0 - 3X Last vs. Stony Brook 02-22-26	HOMERUNS	0 - 3X Last vs. Stony Brook 02-22-26
1 - 2X Last vs. Stony Brook 02-22-26	TOTAL BASES	0 at Georgia Southern 02-17-26
1 vs. Stony Brook 02-22-26	WALKS	0 - 2X Last at Georgia Southern 02-17-26
1 - 2X Last at Georgia Southern 02-17-26	STRIKEOUTS	0 vs. Stony Brook 02-22-26
0 - 3X Last vs. Stony Brook 02-22-26	STOLEN BASES	0 - 3X Last vs. Stony Brook 02-22-26
2 vs. Stony Brook 02-20-26	PUTOUTS	0 - 5X Last vs. Kennesaw State 04-07-26
2 vs. Stony Brook 02-22-26	ASSISTS	0 - 5X Last vs. Kennesaw State 04-07-26
0 - 6X Last vs. Kennesaw State 04-07-26	ERRORS	0 - 6X Last vs. Kennesaw State 04-07-26

#5 STEPHENSON, Dominic

HIGH	STAT	LOW
2 - 2X Last vs. Stony Brook 02-22-26	PLATE APPEARANCES	1 - 2X Last vs. Virginia Tech 03-06-26
2 vs. Stony Brook 02-22-26	AT BATS	0 vs. Virginia Tech 03-06-26
2 vs. Stony Brook 02-22-26	HITS	0 - 3X Last vs. Virginia Tech 03-06-26
1 - 2X Last vs. Stony Brook 02-22-26	RUNS SCORED	0 - 2X Last vs. Virginia Tech 03-06-26
3 vs. Stony Brook 02-22-26	RBI's	0 - 3X Last vs. Virginia Tech 03-06-26
0 - 4X Last vs. Virginia Tech 03-06-26	DOUBLES	0 - 4X Last vs. Virginia Tech 03-06-26
1 vs. Stony Brook 02-22-26	TRIPLES	0 - 3X Last vs. Virginia Tech 03-06-26
0 - 4X Last vs. Virginia Tech 03-06-26	HOMERUNS	0 - 4X Last vs. Virginia Tech 03-06-26
4 vs. Stony Brook 02-22-26	TOTAL BASES	0 - 3X Last vs. Virginia Tech 03-06-26
1 vs. Virginia Tech 03-06-26	WALKS	0 - 3X Last vs. Stony Brook 02-22-26
1 - 2X Last at Georgia Southern 02-17-26	STRIKEOUTS	0 - 2X Last vs. Virginia Tech 03-06-26
0 - 4X Last vs. Virginia Tech 03-06-26	STOLEN BASES	0 - 4X Last vs. Virginia Tech 03-06-26
3 - 2X Last at Georgia Southern 02-17-26	PUTOUTS	0 vs. Virginia Tech 03-06-26
0 - 4X Last vs. Virginia Tech 03-06-26	ASSISTS	0 - 4X Last vs. Virginia Tech 03-06-26
0 - 4X Last vs. Virginia Tech 03-06-26	ERRORS	0 - 4X Last vs. Virginia Tech 03-06-26

PLAYER GAME HIGHS
#41 HARTWELL, Judson


HIGH	STAT	LOW
2 - 2X Last vs. Stony Brook 02-22-26	PLATE APPEARANCES	1 at Georgia Southern 02-17-26
2 vs. Stony Brook 02-22-26	AT BATS	1 - 2X Last at Georgia Southern 02-17-26
1 - 2X Last at Georgia Southern 02-17-26	HITS	0 vs. Stony Brook 02-22-26
2 vs. Bowling Green 02-14-26	RUNS SCORED	0 - 2X Last vs. Stony Brook 02-22-26
3 at Georgia Southern 02-17-26	RBI's	0 - 2X Last vs. Stony Brook 02-22-26
0 - 3X Last vs. Stony Brook 02-22-26	DOUBLES	0 - 3X Last vs. Stony Brook 02-22-26
0 - 3X Last vs. Stony Brook 02-22-26	TRIPLES	0 - 3X Last vs. Stony Brook 02-22-26
0 - 3X Last vs. Stony Brook 02-22-26	HOMERUNS	0 - 3X Last vs. Stony Brook 02-22-26
1 - 2X Last at Georgia Southern 02-17-26	TOTAL BASES	0 vs. Stony Brook 02-22-26
1 vs. Bowling Green 02-14-26	WALKS	0 - 2X Last vs. Stony Brook 02-22-26
0 - 3X Last vs. Stony Brook 02-22-26	STRIKEOUTS	0 - 3X Last vs. Stony Brook 02-22-26
0 - 3X Last vs. Stony Brook 02-22-26	STOLEN BASES	0 - 3X Last vs. Stony Brook 02-22-26
1 vs. Bowling Green 02-14-26	PUTOUTS	0 - 3X Last at California 04-02-26
0 - 4X Last at California 04-02-26	ASSISTS	0 - 4X Last at California 04-02-26
0 - 4X Last at California 04-02-26	ERRORS	0 - 4X Last at California 04-02-26

#39 NEISES, Tyler

HIGH	STAT	LOW
3 vs. Bowling Green 02-14-26	PLATE APPEARANCES	1 at Georgia Southern 02-17-26
2 vs. Bowling Green 02-14-26	AT BATS	1 at Georgia Southern 02-17-26
1 - 2X Last at Georgia Southern 02-17-26	HITS	1 - 2X Last at Georgia Southern 02-17-26
2 vs. Bowling Green 02-14-26	RUNS SCORED	0 at Georgia Southern 02-17-26
0 - 2X Last at Georgia Southern 02-17-26	RBI's	0 - 2X Last at Georgia Southern 02-17-26
0 - 2X Last at Georgia Southern 02-17-26	DOUBLES	0 - 2X Last at Georgia Southern 02-17-26
0 - 2X Last at Georgia Southern 02-17-26	TRIPLES	0 - 2X Last at Georgia Southern 02-17-26
0 - 2X Last at Georgia Southern 02-17-26	HOMERUNS	0 - 2X Last at Georgia Southern 02-17-26
1 - 2X Last at Georgia Southern 02-17-26	TOTAL BASES	1 - 2X Last at Georgia Southern 02-17-26
1 vs. Bowling Green 02-14-26	WALKS	0 at Georgia Southern 02-17-26
1 vs. Bowling Green 02-14-26	STRIKEOUTS	0 at Georgia Southern 02-17-26
0 - 2X Last at Georgia Southern 02-17-26	STOLEN BASES	0 - 2X Last at Georgia Southern 02-17-26
2 at Georgia Southern 02-17-26	PUTOUTS	0 - 2X Last vs. Virginia Tech 03-06-26
0 - 3X Last vs. Virginia Tech 03-06-26	ASSISTS	0 - 3X Last vs. Virginia Tech 03-06-26
0 - 3X Last vs. Virginia Tech 03-06-26	ERRORS	0 - 3X Last vs. Virginia Tech 03-06-26



TV/RADIO ROSTER




#0
MICHAEL DEE
 INF • R/R • 6-2 • 174 • Fr.
 Stone Mountain, Ga. (St. Pius X)




#1
PARKER BROSIOUS
 OF • R/L • 6-1 • 200 • Sr.
 Suwanee, Ga. (Lambert HS)



#2
JARREN ADVINCULA
 INF • L/R • 6-2 • 195 • Jr.
 Santa Clara, Calif. (Cal)



#3
CARSON KERCE
 INF • R/R • 5-11 • 200 • Jr.
 Marietta, Ga. (Pope HS)



#4
ALEX HERNANDEZ
 RHP/UTL • R/R • 6-2 • 210 • So.
 Cumming, Ga. (Forsyth Central)



#5
DOMINIC STEPHENSON
 C/OF • R/R • 6-0 • 208 • Fr.
 Marietta, Ga. (Harrison HS)



#6
CALEB DANIEL
 OF • L/R • 6-0 • 188 • So.
 Cartersville, Ga. (Cartersville HS)



#7
WILL BAKER
 INF • L/R • 6-0 • 197 • So.
 Upper Coomera, Queensland, Australia




#8
DREW BURRESS
 OF • R/R • 5-9 • 185 • Jr.
 Houston County, Ga. (Houston Co. HS)



#9
COLEMAN LEWIS
 OF • L/R • 6-1 • 220 • Fr.
 Lake Park, Ga. (Lowndes HS)




#10
KENT SCHMIDT
 INF • L/R • 6-0 • 225 • Jr.
 Marietta, Ga. (Georgia Southern)



#11
RYAN ZUCKERMAN
 INF • R/R • 6-4 • 230 • Jr.
 Yardley, Pa. (Pitt)



#14
CADE BROWN
 OF/INF • R/R • 6-1 • 210 • So.
 Lilburn, Ga. (Georgia)



#15
COOPER UNDERWOOD
 LHP • L/L • 6-1 • 190 • Fr.
 Acworth, Ga. (Allatoona HS)



#16
CHARLIE WILLCOX
 RHP • S/R • 6-3 • 218 • Fr.
 Santa Rosa Beach, Fla. (South Walton HS)



#18
CADEN GAUDETTE
 RHP • R/R • 6-0 • 207 • R-Jr.
 Alpharetta, Ga. (Milton HS)



#19
NATHANAEL COUPET
 C/INF • R/R • 6-0 • 218 • R-So.
 Boynton Beach, Fl. (North Broward Prep)




#20
CADEN SPIVEY
 RHP • R/R • 6-2 • 193 • Sr.
 Vidalia, Ga. (Notre Dame)



#21
CARSON BALLARD
 RHP • R/R • 6-1 • 195 • R-Jr.
 Alpharetta, Ga. (Wesleyan HS)




#22
TATE MCKEE
 RHP • R/R • 6-3 • 210 • Jr.
 Kennesaw, Ga. (Mount Paran Christian)



#24
JACKSON BLAKELY
 RHP • R/R • 6-0 • 220 • So.
 Thomaston Ga. (Upton-Lee HS)



#25
VAHN LACKEY
 C/INF • R/R • 6-2 • 215 • Jr.
 Suwanee, Ga. (Collins Hill HS)



#26
JAMIE VICENS
 RHP • R/R • 6-5 • 202 • Fr.
 Atlanta, Ga. (Marist School)




#29
MASON PATEL
 RHP • R/R • 6-1 • 208 • Gr.
 Knoxville, Tenn. (Georgia State)



#31
JUSTIN SHADEK
 RHP • R/R • 6-6 • 235 • R-So.
 Kinnelon, N.J. (Rutgers)



#32
BRETT BARFIELD
 LHP • L/L • 6-1 • 215 • Sr.
 Cumming, Ga. (Florida St.)



#34
DREW ROGERS
 C • R/R • 6-1 • 220 • So.
 Tempe, Ariz. (Hamilton HS)




#35
JAKE LANKIE
 RHP • R/R • 6-2 • 191 • R-So.
 Alpharetta, Ga. (Georgia)




#37
DYLAN LOY
 LHP • L/L • 6-0 • 208 • Jr.
 Pigeon Forge, Tenn. (Tennessee)



#39
TYLER NEISES
 OF • L/R • 6-3 • 225 • Jr.
 Dalton, Ga. (Dalton HS)



#41
JUDSON HARTWELL
 INF • R/R • 6-3 • 215 • Fr.
 Watkinsville, Ga. (Prince Ave. Christian)




#43
DIMITRI ANGELAKOS
 RHP • R/R • 6-1 • 214 • R-Fr.
 Woodstock, Ga. (Etowah HS)



#49
KAYDEN CAMPBELL
 LHP • R/L • 6-2 • 205 • Jr.
 Cincinnati, Ohio (Louisville)



#54
RILEY HASENSTAB
 RHP • R/R • 6-2 • 218 • R-Fr.
 Duluth, Ga. (Duluth HS)



#55
ADAM MCKELVEY
 LHP • L/L • 6-3 • 229 • So.
 Roswell, Ga. (Roswell HS)




#99
PORTER BUURSEMA
 RHP • R/R • 6-1 • 198 • Jr.
 Woodstock, Ga. (Georgia Southern)




#13
JAMES RAMSEY
 Head Coach (1st Season)
 8th year at Tech




#77
MATT TAYLOR
 Pitching Coach/Recruiting Coord.
 3rd Season




#27
SCOTT STRICKLIN
 Assistant Coach (1st Season)
 7th Year at Tech



#48
JOSH SCHULMAN
 Assistant Coach (2nd Season)



JASON RICHMAN
 Director of Pitching
 3rd Season



TREY YUNGER
 Director of Operations
 1st Season