

GEORGIA TECH

131ST SEASON • 36 NCAA REGIONAL APPEARANCES • 3 COLLEGE WORLD SERIES APPEARANCES • 10 ACC CHAMPIONSHIPS

2026 Official Game Notes | RamblinWreck.com | Contact: Anthony Brandt • abrandt@athletics.gatech.edu • (817) 757-6979

GEORGIA TECH BY THE NUMBERS

Overall Record.....	33-7
ACC Record.....	16-5
at Mac Nease Baseball Park.....	22-2
Road Games.....	9-4
Neutral Site Games.....	2-0
Streak.....	W2
Last 10.....	8-2

2026 SCHEDULE / RESULTS

Date	Opponent	Time/Result
2/13	BOWLING GREEN	W, 11-5
2/14	BOWLING GREEN	W, 27-4
2/14	BOWLING GREEN	W, 12-2 (7)
2/17	GEORGIA SOUTHERN	W, 25-1
2/20	STONY BROOK	W, 14-5
2/20	STONY BROOK	W, 10-5 (7)
2/21	STONY BROOK	W, 6-5 (10)
2/22	STONY BROOK	W, 21-3 (7)
2/24	GEORGIA STATE	L, 4-9
2/27	NORTHWESTERN	W, 17-3 (7)
2/28	NORTHWESTERN	W, 13-3 (7)
3/1	NORTHWESTERN	W, 14-6
3/3	GEORGIA STATE [^]	W, 4-1
3/6	VIRGINIA TECH	W, 16-1 (7)
3/7	VIRGINIA TECH	W, 14-5
3/8	VIRGINIA TECH	L, 6-9
3/10	WEST GEORGIA	W, 14-0 (7)
3/12	#8 CLEMSON	W, 10-0 (7)
3/13	#8 CLEMSON	W, 9-3
3/14	#8 CLEMSON	L, 7-13
3/17	#4 AUBURN	L, 2-9
3/20	PITTSBURGH	W, 11-9
3/21	PITTSBURGH	L, 9-14
3/22	PITTSBURGH	W, 12-4 (7)
3/27	#14 NC STATE	W, 3-1
3/28	#14 NC STATE	W, 6-4
3/29	#14 NC STATE	W, 10-0 (8)
3/31	#11 AUBURN	W, 13-3 (8)
4/2	CALIFORNIA	W, 17-2 (7)
4/3	CALIFORNIA	W, 7-2
4/4	CALIFORNIA	W, 9-3
4/7	KENNESAW STATE	W, 11-4
4/9	#5 FLORIDA STATE	W, 4-3
4/10	#5 FLORIDA STATE	W, 8-3
4/11	#5 FLORIDA STATE	W, 17-3 (7)
4/14	GEORGIA SOUTHERN	W, 13-9
4/17	#3 NORTH CAROLINA	L, 2-5
4/18	#3 NORTH CAROLINA	L, 4-14 (8)
4/19	#3 NORTH CAROLINA	W, 5-2
4/21	#5 GEORGIA*	W, 14-4 (7)
4/24	WAKE FOREST	7 pm
4/25	WAKE FOREST	12 pm
4/26	WAKE FOREST	1 pm
4/28	KENNESAW STATE	6 pm
5/1	XAVIER	7 pm
5/2	XAVIER	3 pm
5/3	XAVIER	1 pm
5/8	DUKE	7 pm
5/9	DUKE	3 pm
5/10	DUKE	1 pm
5/12	MERCER	6 pm
5/14	BOSTON COLLEGE	6 pm
5/15	BOSTON COLLEGE	2 pm
5/16	BOSTON COLLEGE	12 pm

5/19-24 ACC TOURNAMENT CHARLOTTE, N.C.

* Game held at Truist Park
[^] Game held at Gwinnett Field
 Home games in Gold

WEEKEND 11: No. 3 GEORGIA TECH vs WAKE FOREST



GEORGIA TECH YELLOW JACKETS

Overall Record.....33-7, 16-5 ACC
 Ranking#3 D1, NCBWA & Coaches / #4 PG & BA
 Head CoachJames Ramsey
 Career Record33-7 (1st season)
 Record at GTSame
 Record Last Week.....1-2 at #3 UNC / 1-0 vs #5 Georgia



WAKE FOREST DEMON DEACONS

Overall Record.....28-14, 11-10 ACC
 Ranking.....None
 Head CoachTom Walter
 Career Record953-751-1 (30th season)
 Record at WF.....525-400-1 (17th season)
 Last Week.....2-1 vs NC State / 1-0 vs. UNCG


MATCHUPS AT A GLANCE

GT	OFFENSE	WF
.357	Batting	299
.624	Slugging	511
.472	On-Base Pct	421
101	Doubles	81
11	Triples	8
82	Home Runs	65
266	Walks	251
28/33	SB/SBA	57/66

GT	PITCHING/DEFENSE	WF
4.48	ERA	4.58
329.2	IP	348.0
0	CGs	0
8	Saves	7
370/163	K/BB	477/185
.248	OBA	.228
31	Errors	41
20	Double Plays	27


PROBABLE PITCHERS

Friday



Tate McKee
 #22 | Jr. | 6-1
 46.0 IP / 4.11 ERA
 1.46 WHIP / 48 Ks

Saturday



TBA
 "It's all...part of the plan"
 - The Joker

Sunday



Jackson Blakely
 #24 | So. | 5-1
 37.1 IP / 2.65 ERA
 1.18 WHIP / 41 Ks

TOP STORYLINES

- The No. 3 ranked Yellow Jackets return to Mac Nease Baseball Park at Russ Chandler Stadium this weekend after getting off to the best 40-game start in program history with a 33-7 record.
- Tech has won 33 of its first 40 games for only the 3rd time in the program's 131 seasons: 2010, 1997, and now 2026.
- James Ramsey owns the best record by any GT head coach in his first season through 40 games (33-7) and becomes just the second coach in program history to start a season 33-7 (joining Danny Hall from 2010 and 1997).
- The Jackets have won 11 straight games in the state of Georgia, dating back to March 10.
- Tech is 18-1 in night games this season.
- Tech is now 11-3 against Top 15 teams, marking the first time in program history the Jacket's have won 11 games in a single regular season against Top 15 teams.
- Seven of Tech's last eight games have come against teams ranked in the Top 5. GT has gone 5-2 in those games with two run-rule victories (three wins over No. 5 Florida State, one win at No. 3 North Carolina and one win vs. No. 5 Georgia).
- The Jackets enter this weekend as the best offense in the country and the best offense in modern college baseball history. In the 16 seasons of the BBCOR era, the 2026 Yellow Jackets have produced the best batting average (.357), on-base percentage (.472) and the most runs (431) of any Power Conference team after 10 weeks in the BBCOR era.
- Tech leads Division I in four standard statistical categories: batting average (.357), on-base percentage (.472), OPS (1.095) and runs (431) and are Top 5 in multiple others: hits (2nd – 492), slugging pct. (2nd – .624) walks (2nd – 266), doubles (4th – 101) and home runs (5th – 82).
- Tech has scored 31 runs through their first 40 games. It's the most runs Georgia Tech has recorded after 40 games in the program's 131-year history and the most runs any Power 4 team has scored through 40 games in the BBCOR era (since 2011).
- GT is outscoring its opponents 331-181, that +250 margin is the highest through 40 games in program history.
- The Jackets have already matched their record for 20-run

- games in a single season in the BBCOR era, with three – tying the record set in 2023 when the team did so over 57 games.
- Tech has scored 10 or more runs in 23 of its 40 games this season (57.5% of games).
- Drew Burress has hit a BBCOR era program record 51 home runs over his GT career, the 5th-most in Georgia Tech program history. He is now one home run away from tying Andy Bruce (1988-91) for the fourth-most HRs by a Yellow Jacket and six homers shy of the record (57) set by Jason Varitek (1991-94).
- Last weekend, Burress became the first Yellow Jacket in the BBCOR era to record 200 career runs scored. He currently has 203 runs to his name, the 11th most in program history and two away from tying Eric Patterson for 10th.
- Jarren Advincula has become one of the best hitters in college baseball this season. He leads the ACC and is 2nd in the nation with 70 hits, on pace to become the first 100-hit player at GT since 2005 (Wes Hodges & Tyler Greene).
- Advincula is the toughest to strike out in the ACC, striking out only once for every 12 at bats in 2026.
- Carson Kerce leads Power 4 with 22 doubles this season. He is averaging 0.55 doubles/game which puts him on pace for 30 by the end of the season. The program record is 27, set by Jay Payton in 1994.
- GT is the only program to have seven players with an OBP of at least .470 this season, no other program has more than four: Baker (.488), Advincula (.487), Lackey (.486), Hernandez (.486), Kerce (.476), Burress (.475) and Schmidt (.471).
- The Yellow Jackets are one of two Power 4 teams (also Texas Tech) with four different players batting over .360: Advincula (.417), Kerce (.383), Hernandez (.368) and Baker (.362)
- Georgia Tech is the only team in the nation with six players with at least 40 runs scored. No other program has more than four: Lackey (53), Burress (53), Baker (44), Advincula (43), Zuckerman (43) and Hernandez (42).
- This will be the 127th, 128th and 129th meetings between Georgia Tech and Wake Forest. The Jackets lead the all-time series 78-47-1.

2026 QUICK FACTS
GENERAL INFORMATION

School.....Georgia Institute of Technology (Georgia Tech)
Location.....Atlanta, Ga.
Enrollment.....53,067
Founded.....1885
Nickname.....Yellow Jackets, Ramblin' Wreck
Mascot....."Buzz" the Yellow Jacket
Official Colors.....Tech Gold and White
Conference.....Atlantic Coast Conference (ACC)
President.....Dr. Angel Cabrera
Faculty Athletic Representative.....Dr. Jenna Jordan
Director of Athletics.....Ryan Alpert
Website.....www.RamblinWreck.com

BASEBALL STAFF

Head Coach.....James Ramsey (1st season - 8th at Tech)
 Alma Mater, Year.....Florida State, 2012
Ast. Coach/Pitching/Recruiting Coord. Matt Taylor (3rd year)
 Alma Mater, Year.....Columbus State, 2017
Assistant Coach/Catchers.....Scott Stricklin (1st year)
 Alma Mater, Year.....Kent State, 1993
Assistant Coach/Base Runners.....Josh Schulman (2nd year)
 Alma Mater, Year.....Rochester, 2015 & Texas A&M, 2017
Director of Baseball Operations.....Trey Yunger
Strength and Conditioning.....Steve Tamborra
Athletic Trainer.....Paul Wolkoff
Equipment Manager.....Bill Shackelford
Director of Sports Psychology.....Dr. Jenny Kraska

HISTORICAL INFORMATION

Record Since 1895.....2,714-1,729-27 (.610)
Record at Mac Nease Baseball Park (since 1985)
1,072-349-1 (.754)
ACC Regular Season Record (since 1980)
643-479-2 (.574)
ACC Regular Season Championships (Divisional).....10
 1987, 1993, 1997, 2000, 2004, 2005, (2011, 2019, 2021), 2025
ACC Tournament Appearances.....44
ACC Tournament Record.....84-70 (.545)
ACC Tournament Championships.....9
 1985, 1986, 1987, 1988, 2000, 2003, 2005, 2012, 2014
NCAA Tournament Appearances.....36
 1959, 1971, 1985, 1986, 1987, 1988, 1989, 1990, 1991,
 1992, 1993, 1994, 1995, 1996, 1997, 1998, 2000, 2001,
 2002, 2003, 2004, 2005, 2006, 2008, 2009, 2010, 2011,
 2012, 2013, 2014, 2016, 2019, 2021, 2022, 2024, 2025
NCAA Tournament Record.....80-73 (.523)
NCAA Super Regional Appearances.....5
 2000, 2002, 2004, 2005, 2006
College World Series Appearances.....3
 1994 (2nd), 2002 (T-5th), 2006 (T-7th)
College World Series Record.....4-5 (.444)

STADIUM INFORMATION

Name.....Mac Nease Baseball Park at Russ Chandler Stadium
Year Opened.....1985
Last Renovated.....2020-21
Capacity.....3,194
Dimensions.....329-382-390-350-334
Fence Height.....10 feet
Address.....Fowler Street & Fifth Street, Atlanta, Ga. 30332

2026 TEAM INFORMATION

Lettermen Returning.....24
Starting Position Player.....8
Starting Pitchers.....2
Newcomers.....12

2025 YEAR IN REVIEW

Overall Record.....41-19
ACC Record.....19-11
ACC Finish.....Regular Season Champions
ACC Tournament.....1-1
Final Ranking.....No. 24

NO.	NAME	POS.	YR	B/T	HT	WT	HOMETOWN(LAST SCHOOL)
0	Michael Dee	INF	FR	R/R	6'2"	174	Stone Mountain, GA. (St. Pius X)
1	Parker Brosius	OF	SR	R/L	6'1"	200	Suwanee, GA. (Lambert HS)
2	Jarren Advincula	INF	JR	L/R	6'2"	195	Santa Clara, Calif. (California)
3	Carson Kerce	INF	JR	R/R	5'11"	200	Marietta, GA. (Pope HS)
4	Alex Hernandez	UTL/RHP	SO	R/R	6'2"	210	Cumming, GA. (Forsyth Central HS)
5	Dominic Stephenson	C/OF	FR	R/R	6'0"	208	Marietta, GA. (Harrison HS)
6	Caleb Daniel	OF	SO	L/R	6'0"	188	Cartersville, GA. (Cartersville HS)
7	Will Baker	INF/OF	SO	L/R	6'0"	197	Upper Coomera, Queensland, Australia
8	Drew Burress	OF	JR	R/R	5'9"	185	Houston County, GA. (Houston County HS)
9	Coleman Lewis	OF	FR	L/R	6'1"	220	Lake Park, GA. (Lowndes HS)
10	Kent Schmidt	INF	JR	L/R	6'0"	225	Marietta, GA. (Georgia Southern)
11	Ryan Zuckerman	INF	JR	R/R	6'4"	230	Yardley, PA. (Pittsburgh)
14	Cade Brown	OF/INF	SO	R/R	6'1"	210	Liburn, GA. (Georgia)
15	Cooper Underwood	LHP	FR	L/L	6'1"	190	Acworth, GA. (Allatoona HS)
16	Charlie Willcox	RHP	FR	S/R	6'3"	218	Santa Rosa Beach, Fla. (South Walton HS)
18	Caden Gaudette	RHP	R-JR.	R/R	6'0"	207	Alpharetta, GA. (Milton HS)
19	Nathanael Coupet	C/INF	R-SO.	R/R	6'0"	218	Boynton Beach, FL (North Broward Prep)
20	Caden Spivey	RHP	SR	R/R	6'2"	193	Vidalia, GA. (Notre Dame)
21	Carson Ballard	RHP	SR	R/R	6'1"	195	Alpharetta, GA. (Wesleyan HS)
22	Tate McKee	RHP	JR	R/R	6'3"	210	Kennesaw, GA. (Mount Paran Christian)
24	Jackson Blakely	RHP	SO	R/R	6'0"	220	Thomaston GA. (Upson-Lee HS)
25	Vahn Lackey	C/INF	JR	R/R	6'2"	215	Suwanee, GA. (Collins Hill HS)
26	Jamie Vicens	RHP	FR	R/R	6'5"	202	Atlanta, GA. (Marist School)
29	Mason Patel	RHP	GR	R/R	6'1"	208	Knoxville, TN Georgia State)
31	Justin Shadek	RHP	R-SO	R/R	6'6"	235	Kinnelon, N.J. (Rutgers)
32	Brett Barfield	LHP	SR	L/L	6'1"	215	Cumming, GA. (Florida State)
34	Drew Rogers	C/INF	SO	R/R	6'1"	220	Tempe, AZ (Hamilton HS)
35	Jake Lankie	RHP	R-SO	R/R	6'2"	191	Alpharetta, GA. (Georgia)
37	Dylan Loy	LHP	JR	L/L	6'0"	208	Pigeon Forge, Tenn. (Tennessee)
39	Tyler Neises	OF/INF	JR	L/R	6'3"	225	Dalton, GA. (Dalton HS)
41	Judson Hartwell	INF/OF	FR	R/R	6'3"	215	Watkinsville, Ga. (Prince Avenue Christian)
43	Dimitri Angelakos	RHP	R-FR	R/R	6'1"	214	Woodstock, GA. (Etowah HS)
49	Kayden Campbell	LHP	SR	R/L	6'1"	210	Cincinnati, OH (Louisville)
54	Riley Hasenstab	RHP	R-FR	R/R	6'2"	218	Duluth, GA. (Duluth HS)
55	Adam McKelvey	LHP	SO	L/L	6'4"	248	Roswell, GA. (Roswell HS)
99	Porter Buursema	RHP	JR	R/R	6'1"	200	Woodstock, GA. (Georgia Southern)

Coaching Staff

Head Coach – James Ramsey (1st Season)
Assistant Coach/Pitching/Recruiting Coord. – Matt Taylor (3rd Season)
Assistant Coach – Scott Stricklin (1st season)
Assistant Coach – Josh Schulman (2nd season)
Director of Pitching - Jason Richman (3rd Season)
Director of Operations - Trey Yunger (1st season)
Player Development Coach - Steve Tamborra (26th season)
Athletic Trainer - Paul Wolkoff (17th season)
Director of Sports Psychology - Dr. Jenny Kraska (2nd Season)

PRO-NUN-SEE-AY-SHUN GUIDE

MICHAEL DEE....."D"
 PARKER BROSIUS.....BRO-ZHUS
 JARREN ADVINCULA.....AD-VINK-YOU-LA
 CADEN GAUDETTE.....GOD-DET
 NATHANAEL COUPE.....COO-PAY
 CADEN SPIVEY.....SPY-VEE
 VAHN LACKEY.....LIKE "VAUGHN"
 JAMIE VICENS.....VI-SENS
 JUSTIN SHADEK.....SHAD-ICK
 TYLER NEISES.....NICE-IS
 DIMITRI ANGELAKOS.....AN-GEL-LAH-KOS
 RILEY HASENSTAB.....HAAS-IN-STOB
 ADAM MCKELVEY.....MICK-KEL-VEE
 PORTER BUURSEMA.....BIR-SIM-AH
 JOSH SCHULMAN.....SHOOL-MAN

GEORGIA TECH®

RECRUITING SUCCESS

• Tech has now signed top-5 classes in four of the last seven years, top-10 classes in five of the last seven years, and had six-straight top-20 Perfect Game recruiting classes, leading the Atlantic Coast Conference in all categories.

• The 2025 class was ranked No. 28 overall, due to only having nine commits. Although the average player grade came in at 6.44 - the 15th best in the nation.

• The class featured three signees that signed MLB contracts, notably Ryan Mitchell (2nd round pick by the Cardinals) and Ryan Hall (5th round pick by the Tigers)

• It also features **Cooper Underwood**, the No. 1 LHP from the state of Georgia and the 2025 Prep Baseball Georgia Player of the Year out of Allatoona HS. He turned down a 7 figure signing bonus from the Brewers after they selected him in the 12th round of the 2025 MLB Draft.

• Underwood was named the third starter for the opening weekend series, becoming the first true freshman pitcher to start on opening weekend for the Yellow Jackets since Adam Finateri in 2022.

JACKETS FROM 2025 NO. 28 RECRUITING CLASS

Name	Hometown	Position	PG National Ranking
Michael Dee	Stone Mountain, Ga.	INF	---
Judson Hartwell	Watkinsville, Ga.	INF	317
Coleman Lewis	Lake Park, Ga.	OF	214
Dominic Stephenson	Marietta, Ga.	C/OF	152
Cooper Underwood	Acworth, Ga.	LHP	118
Jamie Vicens	Atlanta, Ga.	RHP	201
Charlie Willcox	Santa Rosa Beach, Fla.	RHP	73

• The 2024 freshman class was rated No. 2 in the nation and featured two players ranked in PG's National top-100: Drew Rogers (No. 23 prospect / No. 3 Catcher) and Alex Hernandez (No. 96 prospect / No. 8 3B).

JACKETS FROM 2024 NO. 2 RECRUITING CLASS

Name	Hometown	Position	PG National Ranking
Dimitri Angelakos	Woodstock, Ga.	RHP	---
Will Baker	Upper Coomera, Queensland, Australia	INF	---
Jackson Blakely	Thomaston, Ga.	RHP	---
Caleb Daniel	Cartersville, Ga.	UTL	187
Riley Hasenstab	Duluth, Ga.	RHP	---
Alex Hernandez	Cumming, Ga.	RHP/INF	96
Adam McKelvey	Roswell, Ga.	LHP	---
Drew Rogers	Tempe, Ariz.	C	23

JACKETS FROM 2023 NO. 5 RECRUITING CLASS

Name	Hometown	Position	PG National Ranking
Drew Burress	Houston County, Ga.	OF	18
Nathanael Coupet	Boynton Beach, Fla.	C	494
Carson Kerce	Marietta, Ga.	INF	334
Vahn Lackey	Suwanee, Ga.	C	---
Tate McKee	Kennesaw, Ga.	RHP	123
Tyler Neises	Dalton, Ga.	INF	---

JACKETS FROM 2022 NO. 3 RECRUITING CLASS

Name	Hometown	Position
Parker Brosius	Suwanee, Ga.	OF
Caden Gaudette	Alpharetta, Ga.	RHP
Carson Ballard	Alpharetta, Ga.	RHP

PRODUCTION FROM THE PORTAL

• Georgia Tech's lifeblood lies in high school recruiting but in modern college baseball, portal pickups have become a necessity and Tech has used it to collect key pieces of what the college baseball world believes is a national championship caliber roster in 2026.

JACKETS FROM THE TRANSFER PORTAL

Name	Position	Year at Tech	Past School
Jarren Advincula	INF	1st	California
Brett Barfield	LHP	3rd	Florida St
Cade Brown	INF	1st	Georgia
Porter Buursema	RHP	2nd	Georgia Southern
Kayden Campbell	LHP	2nd	Louisville
Jake Lankie	RHP	2nd	Georgia
Dylan Loy	LHP	1st	Tennessee
Mason Patel	RHP	3rd	Georgia St
Kent Schmidt	INF	2nd	Georgia Southern
Justin Shadek	RHP	1st	Rutgers
Caden Spivey	RHP	2nd	Notre Dame
Ryan Zuckerman	INF	1st	Pitt

CARDIAC JACKETS

• Georgia Tech baseball has been in for exciting baseball since 2019, posting a 40-23 record in one-run games.

• Since James Ramsey joined the Jackets, in 2019, Tech is 43-27 (.614 winning pct.) in one-run games.

GT BASEBALL RECORD IN 1-RUN GAMES - SINCE 2002

Year	Record	Pct.
2026	2-0	1.000
2025	7-4	.636
2024	4-3	.571
2023	4-6	.400
2022	6-3	.667
2021	8-4	.667
2020	2-2	.500
2019	10-5	.667
2018	4-5	.444
2017	3-9	.250
2016	8-5	.615
2015	9-3	.750
2014	8-10	.444
2013	8-6	.571
2012	9-7	.563
2011	5-5	.500
2010	5-2	.714
2009	7-3	.700
2008	9-4	.692
2007	5-5	.500
2006	9-6	.600
2005	9-9	.500
2004	10-5	.667
2003	7-4	.636
2002	10-3	.769
TOTAL	168-118	.587

RAMMER TIME - A NEW ERA OF TECH BASEBALL

• 2026 is the first season for new Head Coach **James Ramsey** who had been serving as an assistant coach for the past seven seasons.

• Since Ramsey took over coaching the offense in 2019, Georgia Tech leads the ACC in batting average (.312), OPS (.935), OBP (.414), slugging (.521), hits (4,453), doubles (897), runs (3,368) and SAC Flies (226), they are second in triples (95) and RBI (3,107) and HR (629).

• Ramsey takes over for the legendary head coach, and Hall of Famer, **Danny Hall**, who retired after his 32nd season in 2025 with the ninth-most wins in college baseball history - 1,452

• This is the first time Tech has had a new head coach since Hall took over in 1994, leading the Yellow Jackets to the College World Series final on the backs of three 1st round draft picks: Nomar Garciaparra, Jason Varitek and Jay Payton.

• This season, Ramsey takes over a team with similar expectations and possibly more 1st round picks. Drew Burress is considered the top outfielder in the upcoming draft along with Vahn Lackey, the top catcher in the class. Jarren Advincula and Alex Hernandez are both projected as Top 50 prospects with the opportunity to play themselves into the 1st round with a strong 2026.

Returning the Culture

• Georgia Tech baseball returns eight of the nine players from the starting lineup of the opening game of the Oxford Regional last season: CF Drew Burress, 1B Kent Schmidt, RF Alex Hernandez, C Vahn Lackey, LF Caleb Daniel, 3B Carson Kerce, 2B Will Baker and DH Drew Rogers.

• The Jackets return 11 hitters from last years team, returning 519 hits (82%), 119 doubles (80%), nine triples (75%) 72 home runs (77%) and 375 RBI (80%).

• They return the 2025 team-leaders in batting average (Kent Schmidt - .397), slugging pct. (Drew Burress - .693), on-base pct. (Drew Burress - .469), runs scored (Drew Burress - 77), hits (Vahn Lackey and Alex Hernandez - 77), RBI (Alex Hernandez - 69), doubles (Drew Burress - 23) and home runs (Drew Burress - 19)

• Alex Hernandez was named 2025 ACC Freshman of the Year, giving Tech back-to-back ACC Freshman of the Year after Drew Burress took home the award in 2024. Georgia Tech was already the only program in conference history to win the award in back-to-back seasons after doing so in 1991 (Jason Varitek) and 1992 (Nomar Garciaparra) - now having done so twice.

• Hernandez became the 7th Yellow Jacket to win Freshman of the Year, joining GT legends Drew Burress (2024), Matt Wieters (2005), Micah Owings (2003), Mark Teixeira (1999), Nomar Garciaparra (1992), and Jason Varitek (1991).

• He earned the award after setting a Georgia Tech freshman record with 69 RBI.

• Georgia Tech is now tied with North Carolina for the most freshman of the year awards in ACC history. Since the conference first began awarding them back in 1991, GT and UNC are the only programs with more than five.

• Burress earned his ACC FOTY award and the National Freshman of the Year honor after slugging .821 in 2024- the highest single season slugging percentage in program history, with a minimum of 200 at bats. It was the 4th highest slugging percentage in a single season by a Yellow Jacket, the best since 1926 and the first .800+ slugging season in 45 years (Tommy Thompson (.811) – 1979).

HIGHEST SLUG % - SINGLE SEASON - GT HISTORY

Name	TB-AB	Slugging %	Season
1. Tom Angley	93-100	.930	1926
2. Bobby Reeves	97-109	.890	1926
3. Doug Wycoff	81-98	.827	1926
4. Drew Burress	179-218	.821	2024
5. Tom Angley	68-83	.819	1925
6. Tommy Thompson	103-127	.811	1979
7. Jason Varitek	182-228	.798	1993
8. Nomar Garciaparra	213-274	.777	1994
9. Mark Teixeira	186-241	.772	2000
10. Riccardo Ingram	179-237	.755	1987

• The Jackets lineup, lauded by D1 Baseball's Aaron Fitt as "the best position player group...and it's not even close," returns All-Americans Drew Burress and Alex Hernandez, Freshman All-American Caleb Daniel and Buster Posey Award semifinalist Vahn Lackey.

• Tech led the nation in doubles last season (149) and return 119 of those to the lineup this year, while adding in Jarren Advincula (17) & Ryan Zuckerman (16).

2025 NATIONAL RANKINGS - DOUBLES

Rank	Team	Conference	Doubles
1.	Georgia Tech	ACC	149
1.	Arizona State	Big 12	149
1.	High Point	Big South	149
4.	New Mexico	Mountain West	148
4.	Murray St.	Missouri Valley	148
6.	Austin Peay	ASUN	141
7.	USC Upstate	Big South	140
8.	Arizona	Big 12	137
9.	California Poly	Big West	136
9.	LSU	SEC	136

• The Jackets were the only Power 4 team with three players at 20+ doubles last year: Burress (23), Kyle Lodise (20) & Carson Kerce (20)

• Tech also returns 60 % of its innings pitched from 2025, including Friday night starter Tate McKee and National Stopper of the Year Finalist/NCBWA All-American, Mason Patel.

• The Jackets pitching staff delivered a 9.37 K/9 rate last season, the third highest in program history.

2025 REGULAR SEASON ACC CHAMPIONS

• The Yellow Jackets won their 10th ACC regular season championship with an ACC leading 19 wins in conference play.

• It was the first outright Atlantic Coast Conference regular-season championship in 20 years: 1987, 1993, 1997, 2000, 2004, 2005, 2011 and now 2025 (Divisional titles in 2019 and 2021).

• In true #CardiacJackets form, the team clinched the regular season title on the final day of conference play, with an 8-2 victory at Duke in which Drew Burress went 4-for-4 in the win, reaching base five times with a single, two doubles, a home run and a hit-by-pitch for his 5th-career four-hit game and his second of the weekend.

• Tech finished the 2025 season with a 41-19 record, the best winning percentage since 2019.

• GT pitching held opponents to 8.84 hits-per-nine innings this year, the lowest mark in over a decade (8.43 in 2014).

• The Jackets finished with a 13-7 record on the road (.650 winning %) – tied for the best road record since 2011 (14-3) and the 5th-best road record with at least 20 games played in program history.

• Vahn Lackey was named a semifinalist for the Buster Posey National Collegiate Catcher of the Year award. Georgia Tech is one of three programs with multiple Buster Posey Award winners (Kevin Parada in 2022 and Joey Bart in 2018), alongside Florida State and Southern California.

• Mason Patel became the first finalist for the National Stopper of the Year award in program history, after becoming the first Yellow Jacket in program history to win 11 games without making a single start. His 11 wins last year was the 13th-most in a single season in GT history, most since Kyle Bakker posted 13 wins in 2002.

THE JACKETS RAKE WITH RAMSEY

• Since Ramsey took over coaching the offense in 2019, Georgia Tech leads the ACC in batting average (.312), OPS (.935), OBP (.414), slugging (.521), hits (4,453), doubles (897), runs (3,368) and SAC Flies (226), they are second in triples (95) and RBI (3,107) and HR (629).

• Over Ramsey's tenure, the Georgia Tech offense has led the nation in multiple categories and have been the class of the ACC - one of the nations most difficult conferences.

GEORGIA TECH — 2025 FINAL NAT'L/ACC RANKS

Category	No.	D1 Rank	ACC Rank
Doubles	149	1st	1st
SAC Flies	40	1st	1st
Doubles per game	2.48	7th	1st
Slugging %	.540	11th	2nd
Batting Average	.315	12th	1st
Runs	506	22nd	4th
Hits	632	25th	3rd
Scoring	8.4	26th	2nd
On-Base %	.416	28th	3rd
Home Runs	93	30th	4th

GEORGIA TECH — 2024 FINAL NAT'L/ACC RANKS

Category	No.	D1 Rank	ACC Rank
Base on Balls	360	10th	3rd
On-Base Percentage	.420	17th	2nd
Batting Average	.305	29th	6th
Slugging Percentage	.516	30th	7th

GEORGIA TECH — 2023 FINAL NAT'L/ACC RANKS

Category	No.	D1 Rank	ACC Rank
Doubles/Game	2.49	3rd	2nd
Average	.323	4th	2nd
Doubles	142	10th	2nd
Slugging percentage	.538	11th	1st
On-base percentage	.416	15th	3rd

GEORGIA TECH — 2022 FINAL NAT'L/ACC RANKS

Category	No.	D1 Rank	ACC Rank
Runs per game	9.4	3rd	1st
Average	.327	1st	1st
On-base percentage	.419	6th	2nd
Slugging percentage	.551	5th	2nd
Home runs	115	10th	3rd

GEORGIA TECH — 2021 FINAL NAT'L/ACC RANKS

Category	No.	D1 Rank	ACC Rank
Doubles	127	8th	1st
Hits	566	25th	2nd
Home Runs	73	27th	5th

GEORGIA TECH — 2020 FINAL NAT'L/ACC RANKS

Category	No.	D1 Rank	ACC Rank
SAC Flies	14	3rd	1st
Doubles	35	28th	7th

* 2020 season cut short after 16 games

GEORGIA TECH — 2019 FINAL NAT'L/ACC RANKS

Category	No.	D1 Rank	ACC Rank
SAC Flies	41	4th	1st
Walks	357	7th	3rd
Batting Average	.297	22nd	1st
On-Base %	.406	11th	1st
Runs	464	16th	3rd
Scoring	7.5	16th	3rd
Hits	635	17th	2nd
Slugging %	.459	27th	3rd

HITTING**LIVING UP TO EXPECTATIONS IN 2026**

- The Yellow Jackets offense entered the 2026 season with as lofty of expectation as you can imagine, being lauded as "the best position player group...and it's not even close," by D1 Baseball's Aaron Fitt. Additionally, D1 Baseball's Bradley Smart gushed over the talent in the Tech lineup when he said, "This position player group has a chance to be the best in the country. Full Stop."
- Through 40 games, the Jackets have lived up to the hype, exploding for a Power 4 BBCOR era record 417 runs against Bowling Green (50), Georgia Southern (38), Stony Brook (51), Georgia State (8), Northwestern (44), Virginia Tech (36), West Georgia (14), Clemson (28), Auburn (15), Pitt (32), NC State (19), California (33), Kennesaw State (11), Florida State (29), North Carolina (11) & Georgia (15).
- 431 runs through the first 40 games of the season is the most in the program's 131-year history & the + 250 margin of victory is also the largest in program history.
- Tech has scored at least 10 runs in 23 of 40 games this season - 57.5 % of all games.
- The Jackets are the only Power 4 team, and one of only four programs in the BBCOR era to record this many runs through the first 10 weekends of a regular season. (Also VMI (2025), New Mexico State (2019) and Tennessee Tech (2018)).
- GT holds the Power 4 BBCOR era record for the highest batting average (.357), on-base percentage (.472) and the most runs (431) through 10 weeks.
- The 50 runs against BGSU were the most Tech has ever scored over an opening weekend series.
- The 50-11 overall score was the largest margin of victory (39) for a three-game series since Tech swept Western Carolina by a 47-run margin back in 2019.
- The 27 run outburst in the second game of the series vs. Bowling Green is tied for the most runs scored by GT in a single game since 1994 – Danny Hall's first year with Georgia Tech, and the year the Yellow Jackets finished runners-up at the College World Series.
- The Jackets went on to win their three non-conference weekend series by at least a 30-run margin: +39 vs. BGSU, +33 vs. Stony Brook and +32 vs. Northwestern.
- 25 runs at Georgia Southern are the most GT has ever scored in the series' 145 game history, while the 24-run victory was the largest margin of victory in the BBCOR era (since 2011) and the largest since defeating Virginia Tech by 25 runs on May 14, 2005 (27-2).
- Tech delivered its third 20+ run game of the season on Sunday against Stony Brook (Feb. 22). It was the third 20-run game of the season, matching the BBCOR era record for a single season and the most, overall, since 2010.
- GT smashed Virginia Tech 16-1 in its ACC opener, the most in an ACC opener since scoring 25 against Maryland in 1995.
- The 15-run margin of victory is the most in Tech has had an ACC game since beating Clemson, 18-2, last year. They matched that 15-run margin earlier this month, defeating Cal 17-2 (7) in that series opener.
- Tech would go on to defeat Cal 33-7 over the series, the

largest margin of victory in an ACC series since 2011.

- GT set a program record with three straight run-rule victories over Power 4 competition: 10-0 (8) vs. No. 14 NC State / 13-3 (8) vs. No. 11 Auburn / 17-2 (7) at Cal.
- The 13-3 (8) win over No. 11 Auburn was played in front of the largest midweek crowd in Mac Nease Baseball Park history (4,033). It was the first game decided by run-rule in program history against an SEC team, giving Tech a 1-0 record vs. the SEC in games decided by a run-rule.
- The 13 runs scored were the most Tech has put up on an SEC opponent since scoring 13 against Georgia in 2013 and the most runs Tech has scored against Auburn since scoring 20 against them back in 2004.
- Tech scored 29 runs in a series sweep over No. 5 Florida State winning the series 29-9 overall, the largest score differential in a series against the Seminoles in program history.
- The Florida State series was the first sold-out series in program history, with a record 12,585 fans in attendance.
- After dropping its first series of the season at No. 3 North Carolina, the Jackets bounced back with a 14-4 (7) run-rule victory over their arch rivals, No. 5 Georgia.
- The 14 runs were the most Tech has scored against Georgia since hanging 15 runs on them back in 2011.

• Tech has now won back-to-back games over SEC opponents via run-rule: 13-3 (8) vs. No. 11 Auburn and 14-4 (7) over Georgia, averaging 1.9 runs per inning in those contests.

• For the season, the Jackets are outscoring SEC opponents 29-17 across three games, an average of 9.67 runs/game.

DOMINATING THE COUNTRY'S BEST

- For the first time in program history, the Jackets have won 11 games over Top 15 ranked opponents.
- The Jackets have played just under half of their total games against Top 15 teams (11-4) and are coming off a stretch of 7 of their last 8 games against Top 5 teams, where they went 5-2 with two run-rule victories.

Opponent	Date	Score
at No. 8 Clemson	March 12	W, 10-0 (7)
at No. 8 Clemson	March 13	W, 9-3
at No. 8 Clemson	March 14	L, 7-13
at No. 4 Auburn	March 17	L, 2-9
vs. No. 14 NC State	March 27	W, 3-1
vs. No. 14 NC State	March 28	W, 6-4
vs. No. 14 NC State	March 29	W, 10-0 (8)
vs. No. 11 Auburn	March 31	W, 13-3 (8)
vs. No. 5 Florida State	April 9	W, 4-3
vs. No. 5 Florida State	April 10	W, 8-3
vs. No. 5 Florida State	April 11	W, 17-3 (7)
at No. 3 North Carolina	April 17	L, 2-5
at No. 3 North Carolina	April 18	L, 4-14 (8)
at No. 3 North Carolina	April 19	W, 5-2
vs. No. 5 Georgia	April 21	W, 14-4 (7)

- The Jackets have won five of the games against Top 15 teams via mercy-rule and are outscoring their opponents 114-67.
- Drew Burress has been excellent in these games, posting a .344 / .444 / .574 slash line while leading the team in runs scored (20) and RBI (15) - tied with Advincula and Kerce for the RBI lead.

• Another key factor in the Jackets success over Top 15 teams has come from the bullpen. Tech is outscoring its Top 15 opponents 43-11 the from the 6th inning on, thanks to a 3.05 bullpen ERA.

• Mason Patel has delivered 10.1 scoreless innings out of the bullpen along with 12.1 innings and a 2.92 ERA from Caden Gaudette.

SETTING THE TONE IN THE SERIES

• Tech won the series opener of its first nine series this season for the first time in program history.

• Georgia Tech has been dominant in series openers this season, winning nine out of ten by a combined score of 105-34, including four run-rule victories: 17-3 (7) vs. Northwestern / 16-1 (7) vs. Virginia Tech, 10-0 (7) at No. 8 Clemson and 17-2 (7) at California.

• Tech is outscoring opponents 63-21 in its six ACC series openers, an average of 9 runs for and only 3 against.

• A major factor in the Jackets' incredible series starts has been the starting pitcher, Tate McKee. He has made 26 consecutive series opening starts, leading GT to a 21-5 record in those games, including a string of 12 straight wins from May 15, 2025- April 17, 2026

GENERATIONAL OFFENSE

• The Yellow Jackets enter this weekend as the best offense in the country and the best offense in modern college baseball history. In the 16 seasons of the BBCOR era, the 2026 Yellow Jackets have produced the best batting average (.357), on-base percentage (.472) and the most runs (431) of any Power Conference team after 10 weeks in the BBCOR era.

• Tech leads Division I in four standard statistical categories: batting average (.357), on-base percentage (.472), OPS (1.095) and runs (431) and are Top 5 in multiple others: hits (2nd – 492), slugging pct. (2nd – .624) walks (2nd – 266), doubles (4th – 101) and home runs (5th – 82).

• The Jackets also lead Division I in five advanced stats: BABIP (.408) WOBAs (.488) WRC (411) WRAAs (143) and WRC+ (153).

• The Jackets are the only team with an OPS over 1.075 (1.095) leading by .025 over the next closest team (Georgia - 1.070).

• Tech is the only team in Division I with an OBP over .460 - .015 points ahead of the next best team: Pitt (.457).

• The Jackets are scoring an average of 1.1 runs/game more than the next closest team - Texas A&M (9.7).

• Tech leads the nation with 8 players posting an OPS over 1.000

GEORGIA TECH — 2026 NAT'L/ACC RANKS

Category	No.	D1 Rank	ACC Rank
OPS	1.095	1	1
Batting Average	.357	1	1
On-Base %	.472	1	1
Runs	431	1	1
Scoring (Runs/Game)	10.8	1	1
BABIP	.408	1	1
WOBA	.488	1	1
WRC+	153	1	1
WRC	411	1	1
WRAA	143	1	1
Slugging %	.624	2	1
Hits	492	2	1
Walks	266	2	2
Doubles	101	4	1
Doubles/Game	2.53	4	1
Home Runs	82	5	1
HR/Game	2.05	7	2

• Jarren Advincula has become one of the best hitters in college baseball this season. He leads the ACC and is 2nd in the nation with 70 hits, on pace to become the first 100-hit player at GT since 2005 (Wes Hodges & Tyler Greene).

• Advincula is the toughest to strike out in the ACC, striking out only once for every 12 at bats in 2026.

• Carson Kerce leads Division I with 22 doubles this season. He is averaging 0.55 doubles/game which puts him on pace for 30 by the end of the season. The program record is 27, set by Jay Payton in 1994.

• GT is the only program to have seven players with an OBP of at least .470 this season, no other program has more than four: Will Baker (.488), Jarren Advincula (.487), Vahn Lackey (.486), Alex Hernandez (.486), Carson Kerce (.476), Drew Burress (.475) and Kent Schmidt (.471).

• The Yellow Jackets are one of two Power 4 teams (also Texas Tech) with four different players batting over .360: Jarren Advincula (.417), Carson Kerce (.383), Alex Hernandez (.368) and Will Baker (.362)

• Georgia Tech is the only team in the nation with six players with at least 40 runs scored. No other program has more than four: Vahn Lackey (53), Drew Burress (53), Will Baker (44), Jarren Advincula (43), Ryan Zuckerman (43) and Alex Hernandez (42).

2026 NAT'L/ACC RANKS - INDIVIDUAL

Player	Category	No.	D1 Rank	ACC Rank
Carson Kerce	Doubles	22	1	1
Jarren Advincula	Hits	70	2	1
Carson Kerce	2B/Game	0.55	2	1
Jarren Advincula	Hits/Game	1.75	3	1
Jarren Advincula	Avg.	.417	8	2
Drew Burress	Runs	53	11	2
Vahn Lackey	Runs	53	11	2
Drew Burress	Runs/Game	1.33	13	2
Vahn Lackey	Runs/Game	1.33	13	2
Ryan Zuckerman	RBI	52	19	4
Kent Schmidt	BB/Game	1.00	20	4
Ryan Zuckerman	Home Runs	15	22	2
Ryan Zuckerman	Slugging %	.741	25	4

STREAKS

• The Jackets hold a number of hitting and on-base streaks this season

Active Hitting Streaks - GT Baseball

Name	Hit Streak	Since	Longest
Jarren Advincula	8 games	April 9	15
Alex Hernandez	7 games	April 10	7
Kent Schmidt	4 games	April 17	11
Drew Burress	3 games	April 18	12

Active On-Base Streaks - GT Baseball

Name	On Base Streak	Since	Longest
Jarren Advincula	8 games	April 9	24
Alex Hernandez	7 games	April 10	17
Kent Schmidt	4 games	April 17	26
Drew Burress	3 games	April 18	56
Carson Kerce	3 games	April 18	18

• Drew Burress held a 56 game on-base streak from April 28, 2024 - April 19, 2025 - the 5th longest on-base streak in program history, and the longest since 2007.

Longest On-Base Streaks - GT Baseball History

Name	Started	Ended	Streak
Danny Payne	2006	2007	80
Scott Jordan	1984	1985	79
Jason Varitek	1993	1994	65
Mark Teixeira	2000	2001	58
Richard Lewis	2000	2001	56
<i>Drew Burress</i>	<i>April 28, 2024</i>	<i>April 19, 2025</i>	<i>56</i>

• Earlier this season, Vahn Lackey set a career high with an 11 game hit streak.

• Advincula's had a 15-game hitting streak snapped vs. Kennesaw State, tied for the longest streak of his college career & the longest by any Jacket this season.

• Kent Schmidt set a career high with a 26 game on-base streak that extended back into 2025.

• Alex Hernandez held a 34 game on-base streak, reaching base in the first 31 games he played in 2026. It was the longest on-base streak since Burress' 56 game streak across 2024-25.

Last Friday: GT 2 - North Carolina 5

• Sophomore Caleb Daniel led the team with two hits, going 2-for-4 with a double. He hit a single on the second pitch of his first at-bat, which gave him three-straight games with an extra-base hit for the first time in his career.

• Junior Ryan Zuckerman extended his on-base streak to a team-high 19 games, hitting a two-strike RBI single in the eighth inning.

• It was his 49th RBI of the season, a new career high. He has recorded 49 RBI in 37 games this season, breaking his previous career high (48) accomplished over 55 games last season.

• Zuckerman has now recorded at least one hit in six straight games.

• Junior Jarren Advincula recorded his ACC leading 65th hit of the season, going 1-for-3 with a walk and a run scored.

• He leads the ACC with 65 hits this season, averaging 1.8 hits per game.

• He scored his 42nd run of the season, putting him six shy of his

career high (48) set last season at Cal.

• Junior Kent Schmidt went 1-for-1 with a double, two walks and an RBI off a SAC fly.

• He leads the team with 24 RBI in ACC play.

• Schmidt has now hit five doubles this season, giving all nine of Tech's starters at least five doubles this year.

Last Saturday: GT 4 - North Carolina 14 (8)

• Junior Kent Schmidt went 1-for-3 with a solo home run. It was his 5th HR of the season, matching his career high for a single season, set over 40 games last year.

• He leads the team with 25 RBI in ACC play and has delivered 34 for the season.

• Schmidt has now collected extra base hits in back-to-back games for the second time this season, after doing so at Clemson back in March.

• He came around to score twice, marking his 12th multi-run game of the year, the fourth most on the team.

• Junior Ryan Zuckerman extended his on-base streak to 20 games and his hit streak to seven, both team highs, with a 1-0 single in the second inning.

• He would get yet another opposite field single in the sixth, giving him his 13th multi-hit game of the season.

• Sophomore Caleb Daniel reached base three times, going 1-for-2 with a single, a walk and a hit by pitch. It was his first time reaching base three times in an ACC game this season and first time since March 3, vs. Georgia State.

• Junior Jarren Advincula recorded his ACC leading 66th hit of the season, going 1-for-4 with an RBI.

• He leads the ACC with 66 hits this season, averaging 1.7 hits per game and putting him on pace for 94 hits over the course of the regular season. With potential postseason games, that would put him in striking distance of being the first 100-hit player at GT since 2005 (Wes Hodges & Tyler Greene).

• He drove in his 44th RBI of the season, the third most on the team behind Vahn Lackey and Ryan Zuckerman.

• Lackey drove in his 46th RBI of the year on a fielder's choice.

Last Sunday: GT 5 - North Carolina 2

• Junior Drew Burress produced his 17th multi-hit game of the season, going 2-for-5 with a double and two runs scored.

• He has scored 51 runs this season, one shy of Vahn Lackey for the most on the team. Burress has scored 201 runs over his career, tied with Danny Payne (2005-07) for the 11th most in Georgia Tech history.

• He becomes the first Yellow Jacket in the BBCOR era to record 200+ runs over a career.

• Junior Kent Schmidt went 2-for-4 with a go-ahead RBI double and a shift-beating bunt.

• He leads the team with 26 RBI in ACC play and has delivered 35 for the season.

• Schmidt has now collected extra base hits in three

straight games for the first time this season and third time in his GT career.

- He finishes the series with a .500 average, going 4-for-8 with two doubles, a home run, three RBI, two runs scored and three walks

- Junior Jarren Advincula recorded his 24th multi-hit game of the season, going 2-for-5 with an RBI and a run scored.

- He leads the ACC with 68 hits this season, averaging 1.7 hits per game and putting him on pace for 94 hits over the course of the regular season. With potential postseason games, that would put him in striking distance of being the first 100-hit player at GT since 2005 (Wes Hodges & Tyler Greene).

- He drove in his 45th RBI of the season, the third most on the team behind Vahn Lackey and Ryan Zuckerman.

- Junior Ryan Zuckerman became the first Jacket to reach 50 RBI when he drove in Lackey for the fourth run of the game.

- Sophomore Caleb Daniel came off the bench in the 5th inning and blooped an RBI double, it was his 24th RBI of the season and his 5th as a pinch hitter.

Last Midweek: GT 14 - Georgia 4 (7)

- Georgia Tech has defeated Georgia in the first Top 5 matchup in the series recorded history.

- Tech has now won 11 games over Top 15 opponents for the first time this century and five games over Top 5 opponents for the first time since 2022.

- Seven of Tech's last eight games have come against teams ranked in the Top 5. GT has gone 5-2 in those games with two run-rule victories (three wins over No. 5 Florida State, one win at No. 3 North Carolina and one win vs. No. 5 Georgia).

- The Yellow Jackets are now 2-3 against the Bulldogs at Truist Park and have won two of the last three meetings between the two schools on the Braves home field.

- GT has secured a winning regular season record against the SEC (2-1) for the first time since 2022 when Tech won a three-game series over Georgia (2-1).

- Tech is now 2-0 in program history vs. the SEC in games decided by a run-rule.

- The 14 runs scored tonight were the most Tech has scored against Georgia since hanging 15 runs on them back in 2011 (March 22nd in Athens).

- GT has won its last 11 games in the state of Georgia dating back to March 10.

- Junior Drew Burress produced his fifth career 4-for-4 day and second in the last six games. He hit four singles, finishing with three RBI, two runs scored and a walk.

- He has scored 53 runs this season, tied with Vahn Lackey for the most on the team. Burress has scored 203 runs over his career, the 11th most in Georgia Tech history.

- His three RBI matched a season high and his two-RBI single in the sixth inning gave the Jackets the 14-runs they needed to secure the run-rule win.

- It was his 23rd career game with at least three RBI and his 16th game with multiple runs scored this season.

- Burress has now delivered 56 hits this season, the second most on the team behind only Jarren Advincula.

- Junior Jarren Advincula recorded his 25th multi-hit game of the season, going 2-for-4 with three RBI.

- He leads the ACC with 70 hits this season, averaging 1.75 hits per game and putting him on pace for 94 hits over the course of the regular season. With potential postseason games, that would put him in striking distance of being the first 100-hit player at GT since 2005 (Wes Hodges & Tyler Greene).

- He drove in his 48th RBI of the season, the second most on the team behind only Ryan Zuckerman.

- Junior Ryan Zuckerman brought his RBI total to a team-high 52 with a two-run home run into the waterfall in center field to begin what would become a five-run fifth inning.

- It was his team-leading 15th home run of the season and his 26th extra-base hit, only one behind Carson Kerce for the most on the team.

- Junior Carson Kerce went 2-for-3 in the leadoff spot, recording his NCAA leading 22nd double of the season and scoring a team-high three runs.

- His three runs matched the season high he set in Tech's last run-rule win over an SEC opponent (March 31 vs. No. 11 Auburn).

- He is hitting doubles on a 0.55 per-game pace, putting him on track to break the program record (27) set by Jay Payton in 1994.

- Georgia Tech is 2-0 since Kerce was moved into the leadoff spot prior to Sunday's game at No. 3 North Carolina.

- Sophomore Will Baker launched his sixth home run of the season and second in as many games at Truist Park in the second inning, giving Tech the lead for the first time in the game.

- He matched his season total for home runs as a freshman, still with 14 games left in the regular season.

- Sophomore Alex Hernandez went 2-for-4 with a pair of doubles, two runs scored and an RBI.

- It was his first-career multi-double game and his sixth-career game with multiple extra base hits.

CAREER WALK-OFF HITS

Player (Date)	Play	Inning	Final
Parker Brosius (3/8/24 vs. YSU)	2-RBI double	8th	15-5
Parker Brosius (4/2/24 vs. Presbyterian)	RBI bunt single	7th	9-8
Drew Burress (2/15/25 vs. ODU)	Grand Slam	9th	7-3
Alex Hernandez (3/2/25 vs. WMU)	2-run HR	7th	13-3
Drew Burress (4/12/25 vs. Cal)	RB Single	8th	15-5
Kent Schmidt (4/27/25 vs. UVA)	Solo HR	10th	7-6
Will Baker (2/14/26 vs. BGSU)	2-RBI double	7th	12-2
Vahn Lackey (2/21/26 vs. SBU)	1-RBI single	10th	6-5
Will Baker (2/28/26 vs. NU)	SAC Fly	7th	13-3
Jarren Advincula (3/29/26 vs. NCSU)	RBI Single	8th	10-0
Caleb Daniel (3/31/26 vs. Auburn)	Solo HR	8th	13-3

GAME-WINNING PLAYS

Game-winning plays are ones that give Tech the lead or break a tie en route to win

Game	Play	Inning	Final
BGSU	Daniel - ITP Home Run	3rd	11-5
BGSU	Hernandez - 3-run HR	3rd	27-4
BGSU	Lackey - RBI Single	1st	12-2
at GS	Schmidt - RBI Single	1st	25-1
SBU	Hernandez - 2-run HR	5th	14-5
SBU	Lackey - Solo HR	5th	10-5
SBU	<i>Lackey - RBI Single</i>	10th	6-5
SBU	Burress - Solo HR	1st	21-3
NU	Daniel - Solo HR	2nd	17-3
NU	Baker - 2 RBI single	2nd	13-3
NU	Zuckerman - Solo HR	5th	14-6
at GSU	Baker - SAC Fly	4th	4-1
VT	Schmidt - 2 RBI single	1st	16-1
VT	Lackey - 2-run HR	7th	14-5
UWG	Hernandez - Solo HR	1st	14-0
at CU	Burress - 2-Run HR	3rd	10-0
at CU	Lackey - Solo HR	2nd	9-3
at Pitt	Schmidt - RBI Single	1st	11-9
at Pitt	Schmidt - RBI Double	2nd	12-4
NC State	Advincula - Solo HR	1st	3-1
NC State	Burress - RBI Triple	8th	6-4
NC State	Lackey - RBI groundout	1st	10-0
Auburn	Burress - 2 RBI double	2nd	13-3
at Cal	Advincula - 2 RBI double	1st	17-2
at Cal	Schmidt - RBI FC	1st	7-2
at Cal	Burress - Solo HR	1st	9-3
KSU	Lackey - RBI single	4th	11-4
FSU	Burress - RBI single	6th	4-3
FSU	Hernandez - 2 RBI single	3rd	8-3
FSU	Hernandez - RBI single	5th	17-3
GS	Hernandez - Solo HR	4th	13-9
at UNC	Advincula - RBI Single	3rd	5-2
vs. UGA	Will Baker - Solo HR	2nd	14-4

italics indicates Walk-Off hit

GAME-WINNING RBI LEADERS

Player	2026	Career at GT
Drew Burress	5	17
Alex Hernandez	6	11
Vahn Lackey	7	9
Kent Schmidt	5	9
Will Baker	3	6
Parker Brosius		5
Carson Kerce		5
Caleb Daniel	2	5
Jarren Advincula	3	3
Tyler Neises		1
Ryan Zuckerman	1	1

JACKETS IN THE POLLS

WEEK	BA	USA	NCBWA	D1	PG
Preseason	4	4	4	5	2
Week 1	4	4	4	5	2
Week 2	4	4	4	5	2
Week 3	4	5	4	5	3
Week 4	4	4	4	4	3
Week 5	3	3	3	3	3
Week 6	3	3	3	3	3
Week 7	3	3	3	3	3
Week 8	3	3	3	3	2
Week 9	2	2	2	2	2
Week 10	4	3	3	3	4

BA = Baseball America, USA = USA Today,
 D1 = D1Baseball.com, PG = Perfect Game
 N/A = poll not out before release of notes
 rv = receiving votes

The Yellow Jackets were the highest ranked team in the conference across four different national preseason top-25 polls: No. 2 (Perfect Game), No. 4 (Baseball America), No. 4 (USA Today Coaches Poll) and No. 5 (D1 Baseball).

The No. 2 preseason ranking is the fourth highest in program history and the highest since 2003 (BA), 2001 and 1994 when the Jackets were preseason No. 1.

Tech earned its highest preseason ranking from Baseball America since 2006 (the last time GT reached the College World Series)

The No. 4 ranking from the Coaches Poll was the highest in that poll since Tech was ranked preseason No. 2 in 2003.

The No. 5 ranking from D1 Baseball was the best Tech has received since the publication began doing preseason rankings in 2014.

The Yellow Jackets are officially a consensus Top 5 team headed into the season. It is the first time Tech has been consensus Top 5 at any time since 2006, the last time the Jackets went to the College World Series.

2026 is the first time GT is a consensus Top 5 team in the preseason since 2003, 23 years ago.

"It's great to see us ranked so highly to start the season," head coach James Ramsey said. "It's a reflection of all the hard work that our players and staff have been putting in since the end of last season both in recruiting new players and continuing to develop the talent that helped us to an ACC Championship last year. We're all excited to get to work and put a product on the field that Georgia Tech can rally behind and be proud of. We know our fanbase is ready for championship level baseball on The Flats and our team couldn't be more excited to play this season in front of them."

This week, Georgia Tech was ranked No. 3 or 4 in all five major polls - the first time Tech has been consensus Top 5 in the 2nd half of a season since 2006

PITCHING

The Matt Taylor Effect

• 2026 is the third year on The Flats for pitching coach Matt Taylor and Director of Pitching Jason Richman.

• Tech pitching is coming off its hottest stretch of the season and the hottest stretch of the last century - over 12 games from March 22-April 11, Tech pitching allowed just 30 earned runs good for a 2.70 ERA - the 2nd lowest among Power 4 teams over that time and the 5th lowest in the nation, behind only Brown, High Point, UCLA and Cal St. Fullerton.

• The pitching held opponents to under five runs in 12 straight games, tied with 1921 for the longest streak in program history. That streak ended last Tuesday, against Georgia Southern.

• Last season, the Tech pitching staff improved in just about every statistical category and with 60% of the innings pitched returning for 2026 infused by a very well regarded freshman and transfer class. The Jackets are hoping to be even stingier on the mound this year.

• GT pitching finished 2025 with a 4.91 team ERA, its lowest in 6 years (2019 – 4.46) & 4th lowest in the ACC.

• It was the first time Tech has been in the Top 5 of the conference in ERA since 2011.

• The Jackets struck out 527 opposing hitters this past season and have struck out at least 500 in every season since the pandemic shortened 2020 campaign – one of only four ACC programs to have done so (also FSU, Duke and UNC).

• GT improved its ERA by 1.57 runs from 2024 to 2025, the third largest improvement among Power 4 programs and the largest improvement by any Power 4 team to make a Regional.

• So far, through 39 games, Tech pitching is striking out opponents at a 10.1 K/9 clip, the 35th best rate in the nation.

• Tech pitching surrendered five or fewer runs in each of its first eight games for the first time since 2014 and only the second time in the 21st century.

• GT matched a program record with 19 strikeouts at Georgia Southern, the most since 1989 & only the 3rd time it has been accomplished in 131 years of GT baseball

Stat	2026	2024	Change	'14-'24 avg.	Change
ERA	4.48	6.48	2.0	5.45	0.97
H/9	8.49	9.99	1.50	9.70	1.21
BAA	.248	.283	.035	.278	.030
WHIP	1.44	1.61	.17	1.57	.13
K/9	10.1	9.2	0.9	8.35	1.75
BB/9	4.45	4.49	0.04	4.43	-.02
K/BB	2.27	2.06	.21	1.94	.33

• Prior to joining the Yellow Jackets, Taylor was the minor league pitching coordinator for the Atlanta Braves after three seasons as the pitching coach at Georgia State.

• On opening weekend, the Jackets recorded 37 strikeouts in 25.0 innings, good enough for a 13.33 K/9 clip, the 23rd best mark in the country and the fifth highest in the ACC.

• Jackson Blakely recorded nine strikeouts in his first career start, the most Ks by any Tech pitcher making career start No. 1 since at least the turn of the century.

• R-freshman Dimitri Angelakos also made his first career start, one week after Blakely against Georgia State, pitching 5.0 scoreless innings with five strikeouts and only two hits allowed. He was perfect through the lineup for the first time, retiring the first nine batters he faced.

• Against NC State, the pitching staff held No. 14 NC State to just 5 runs over three games. The fewest runs allowed in a series against a Top 25 opponent since 2006.

• Against Cal, the pitching held the Golden Bears to just seven runs, allowing for the largest margin of victory in an ACC series since 2011 (33-7).

• In game two, vs. Cal, Tech struck out 13 batters while only walking one - the best strikeout to walk ratio in an ACC game in the Matt Taylor era and the best since 2021.

• In the Cal series, Tech starting pitching did not surrender an earned run in 13.1 innings of work, marking the first time GT starters have posted a 0.00 ERA over an ACC series since at least the turn of the century.

• Tech pitching delivered 13 strikeouts on Friday vs. Florida State. Tech has recorded double digit strikeouts in four of their last six games and 13 games overall this season.

• The Jackets own a 4.29 ERA in ACC play, the second lowest in the conference.

Jackets with a K/9 over 10.00 - 2026

Name	IP	Class	K/9
Jamie Vicens	5.1	Fr	20.25
Adam McKelvey	6.2	So.	14.85
Justin Shadek	17.0	r-So.	13.76
Caden Spivey	12.0	Sr.	13.50
Porter Buursema	20.1	Jr.	12.84
Jake Lankie	17.0	r-So.	11.65
Brett Barfield	14.0	Sr.	10.93
Carson Ballard	22.0	r-Jr.	10.64
Kayden Campbell	8.0	Sr.	10.13

Last Friday: GT 2 - North Carolina 5

• Junior Tate McKee made his 26th consecutive series opening start.

• Tech falls to 21-5 in series openers started by McKee (.808 win %) and have won 12 of the last 13 series openers dating back to last season.

• He falls to 6-1 on the season.

• R-Sophomore Justin Shadek made his best appearance of the season, pitching 2.2 innings out of the bullpen with only two hits and one walk allowed while striking out three.

• This was his 11th appearance of the season and 10th out of the bullpen. This was his second longest outing of the season and the longest scoreless outing of his career in White & Gold.

• Shadek lowers his ERA to 4.34 over 17.0 innings of work this season with 26 strikeouts.

• He threw 100 mph in the fourth inning, the fastest pitch thrown by a Yellow Jacket this season.

• Senior Brett Barfield entered the game in the sixth inning, delivering a scoreless inning with a strikeout and a fortuitous 9-6-5 double play on a lineout to right field.

• This was his 15th appearance of the season, tied Caden Gaudette for the most on the team.

- It was his ninth straight scoreless appearance and 13th overall this year as he lowered his ERA to a team-best 1.38.

- Barfield has enjoyed a breakout season thus far in 2026. He entered the season with a 7.90 career ERA over 35.1 innings and has pitched 13.0 innings with a 1.38 ERA as a senior.

- He has recorded 16 strikeouts in his 13.0 innings of work, two away from his career high for a single season, set back in 2024.

- R-junior Caden Gaudette made his 15th appearance of the season in the seventh inning, working around a walk to strike out the side on 18 pitches.

- He has thrown 19.2 innings out of the bullpen this year, the most on the team and holds a 3.20 ERA.

- He has been one of Tech's most effective pitchers in conference play, throwing 13.2 innings with a 2.63 ERA and a 0.88 WHIP and a .130 opponent's batting average against ACC competition.

- Freshman Jamie Vicens recorded a strikeout in his 0.1 innings of work in the eighth inning. He has recorded 16 outs over his college career (5.1 innings) and 12 of them are strikeouts.

- Junior Dylan Loy came out for the final two outs of the eighth, throwing seven pitches to keep the deficit at three runs.

- This was his 12th appearance of the season and his seventh out of the bullpen. He has only allowed one run in his seven bullpen appearances this year, leading to a 0.57 ERA over 15.2 innings of relief.

Last Saturday: GT 4 - North Carolina 14 (8)

- Junior Porter Buursema made his fourth straight weekend start. He would only pitch 2.0 innings and get saddled with the loss, dropping his record to 0-2.

- Junior Dylan Loy made his eighth appearance out of the bullpen to start the third inning.

- This was his 13th appearance of the season overall. He has only allowed three runs in his eight bullpen appearances this year, leading to a 1.59 ERA over 17.0 innings of relief.

- R-freshman Dimitri Angelakos made his 10th appearance of the season, pitching 2.2 innings and allowing only one run on a solo home run.

- He has pitched 21.0 innings this season, the fourth most of anyone on the staff, with an ERA of 3.00

Last Sunday: GT 5 - North Carolina 2

- Sophomore Jackson Blakely made his sixth consecutive weekend start, pitching 2.2 innings with two earned runs allowed and three strikeouts.

- He has only allowed runs in only three of his eight appearances this season (37.1 innings) this season.

- His ERA stands at 2.65, the lowest among all starting pitchers on the roster.

- R-junior Caden Gaudette made his team-leading 16th appearance of the season and 2nd of the weekend, pitching 2.1 scoreless innings.

- He entered the game with a two-run lead (4-2) and the bases loaded with two outs before inducing an inning ending groundout to short.

- Gaudette lowers his ERA to 2.86 in 22.0 innings of work.

- The man they call "Rock" pitched a total of 3.1 innings this weekend, allowing only one hit with four strikeouts.

- He has now pitched as many innings this season as he had in his previous two years combined (22.0) while allowing less than half as many earned runs (7 in 2026, 15 in 2024-25) and exactly half as many hits (12 in 2026, 24 in 2024-25).

- Mason Patel got the ball to start the 6th inning, keeping the score at 5-2 for the final four frames and collecting his fourth save of the season.

- Since recovering from an injury that saw him miss 20 days, Patel has made six appearances out of the bullpen, pitching 13.2 scoreless innings with a victory and four saves.

- Over the last two seasons, Patel has made 29 appearances out of the bullpen, posting 12 wins and nine saves.

- This was his longest relief appearance of the season (4.0 innings) after pitching at least 3.0 innings in 15 of his 23 appearances during his All-American season last year.

Last Midweek: GT 14 - Georgia 4 (7)

- The bullpen delivered 2.2 scoreless innings, marking the 16th scoreless outing of the season and fifth in the last eight games.

- The bullpen has not allowed a run in 9.0 consecutive innings, the third stretch of at least nine scoreless innings this season and 3.1 shy of the season long (12.1).

- R-junior Carson Ballard made his first start of the season and eighth career start – first since May 6, 2025.

- He pitched a season-high 4.1 innings and allowed four runs on three home runs, two solo shots and a two-run HR in the first inning, while striking out a season high five batters.

- His 4.1 innings pitched were the most in his career since going for 4.2 innings against Georgia last season.

- He would get credit for the win, improving his record to 5-0 this year, tied with Jackson Blakely for the second-most wins on the team (Tate McKee – 6).

- R-sophomore Jake Lankie entered the game in the fifth inning with one out after the Bulldogs hit back-to-back solo home runs. He would get a strikeout and induce an inning ending flyout before coming back out for a scoreless sixth inning.

- Lankie finished with 1.2 innings pitched and two hits allowed while striking out three and not allowing a walk.

- He has thrown 17.0 innings this season over 12 appearances out of the bullpen with a 3.71 ERA and 22 strikeouts, the most on the team among pitchers who have not started a game.

- Senior Brett Barfield slammed the door shut in the seventh inning, retiring the Bulldogs in order with a groundout, a strikeout and a game-ending popout to third base.

- Barfield has not allowed a run in over a month (since March 17) and lowers his ERA to a team-best 1.29 over 14.0 innings and 16 appearances – tied with Caden Gaudette for the most on the team.

- This was his 10th straight scoreless appearance and 14th overall this year. Barfield has only allowed an earned run in two of his 16 games in 2026.

- Barfield has enjoyed a breakout season thus far in 2026. He entered the season with a 7.90 career ERA over 35.1 innings and has pitched 14.0 innings with a 1.29 ERA as a senior.

- He has recorded 17 strikeouts in his 14.0 innings of work, one away from his career high for a single season, set back in 2024.

MISCELLANEOUS
D1 BASEBALL PRESEASON POSITION RANKINGS

- Georgia Tech was all over D1 Baseball's annual preseason player rankings. The publication ranked their top 50 players of each position, the top 150 outfielders, top 200 starting pitchers and top 100 relievers.
- Tech was represented on every list including being the only program in the nation with six position players listed in among the top 15 and the only program with eight position players in the top 50 of their respective position group.

Player	Position	Rank	ACC Rank
Drew Burress	Outfield	1st	1st
Vahn Lackey	Catcher	2nd	1st
Jarren Advincula	2nd Base	2nd	1st
Alex Hernandez	Outfield	11th	5th
Kent Schmidt	1st Base	13th	4th
Carson Kerce	Shortstop	15th	4th
Ryan Zuckerman	3rd Base	28th	4th
Caleb Daniel	Outfield	41st	11th
Tate McKee	Starting Pitcher	55th	12th
Mason Patel	Starting Pitcher	61st	15th
Justin Shadek	Relief Pitcher	85th	18th
Charlie Willcox	Starting Pitcher	155th	32nd

- Georgia Tech and TCU were the only programs in the nation with three outfielders listed in the Top 50 of these rankings.
- Tech and LSU were the only programs to have a representative from each infield position listed among the Top 30.
- Tech led the nation with eight players listed among the top 50 in their position, one more than the next closest programs (LSU and TCU) and two more than the next closest ACC rival (North Carolina and Louisville).
- Charlie Willcox was one of four freshman pitchers to earn a spot in the Top 200 for starting pitchers, coming in at No. 155.
- Willcox was also named as the fourth-best freshman in the ACC by D1 Baseball heading into this season.

D1 BASEBALL MIDSEASON POSITION RANKINGS

- The Jackets position players continued to dominate the midseason position rankings.
- Vahn Lackey and Jarren Advincula were named the best catcher and 2nd baseman in the nation according to the D1 Baseball staff, two of the many improvements across the rankings.

Player	Position	Rank	ACC Rank
Vahn Lackey	Catcher	1st	1st
Jarren Advincula	2nd Base	1st	1st
Carson Kerce	Shortstop	6th	2nd
Drew Burress	Outfield	8th	3rd
Ryan Zuckerman	3rd Base	8th	2nd
Alex Hernandez	Outfield	11th	5th
Kent Schmidt	1st Base	32nd	8th
Will Baker	Outfield	46th	13th
Caleb Daniel	Outfield	53rd	16th

D1 BASEBALL POSITION RANKINGS MOVEMENT

Player	Position	PS Rank	MS Rank	Movement
Vahn Lackey	Catcher	2nd	1st	+1
Jarren Advincula	2nd Base	2nd	1st	+1
Carson Kerce	Shortstop	15th	6th	+9
Drew Burress	Outfield	1st	8th	-7
Ryan Zuckerman	3rd Base	28th	8th	+20
Alex Hernandez	Outfield	11th	11th	--
Kent Schmidt	1st Base	13th	32nd	-19
Will Baker	Outfield	NR	46th	+at least 54
Caleb Daniel	Outfield	41st	53rd	-12

Jim Poole Number - Carson Ballard

Georgia Tech baseball continues the legacy of former Yellow Jacket standout and Major League Baseball relief pitcher Jim Poole, who passed away from ALS in October of 2023, by designating a student-athlete each year to wear his No. 21 jersey. The student-athlete selected must exemplify Poole's characteristics both on and off the field.

This year, r-junior RHP Carson Ballard (Alpharetta, Ga./Wesleyan HS) becomes the fourth Yellow Jacket to earn the honor, continuing the tradition begun by Jack Rubenstein in 2023, Ben King in 2024 and John Giesler last season.

"Carson Ballard is the epitome of what it means to be a student-athlete at Georgia Tech," head coach James Ramsey said. "He has been a mainstay on the ACC Academic Honor Roll as both a Biomedical Engineering major and a trusted arm for us over his three years with our program. He embodies the kind of dedication and love for Georgia Tech, both in the classroom and on the mound, that made Jim Poole such a beloved Tech Man. He has heard Jim's legacy preached since he stepped on campus. Not only about what a great pitcher he was and the incredible MLB career he enjoyed, but the husband, father, coach and advisor that Jim was and the life after baseball that he earned through the hard work that he put in while in White & Gold. That work ethic is perfectly reflected in Carson. Beginning as a walk-on and working his way to becoming a focal point of our 2025 ACC regular season championship roster and now, becoming a scholarship player on a 2026 team that has hopes of being one of the very best to represent this incredible Institution. The No. 21 has a deserved venerable legacy here and Carson is the perfect player, leader and engineer to continue this tradition into 2026."

Ballard will wear No. 21, having shown a longstanding commitment to Poole's ideals – self-determination, a strong academic work ethic, and high moral fiber on and off the field. He is a three-time member of the ACC Academic Honor Roll, a two-time Academic All-ACC honoree and a member of the 2024 CSC Academic All-District Team. He is currently pursuing a degree in Biomedical Engineering.

On the diamond, Ballard is entering his fourth season as one of the more reliable arms on the Tech pitching staff that has shown dramatic improvements from his freshman season to now. He has made 30 appearances including seven starts over his two years on the active roster, collecting three wins and a 5.07 ERA, with 64 strikeouts over 71.0 innings pitched. He was leaned on most when the lights were brightest, pitching a team-high 14.2 innings against SEC competition last year and delivering 13 strikeouts and a .226 opponent's batting average over those appearances with a 4.30 ERA. He introduced a knuckleball into his arsenal last season, throwing it with great effect down the stretch, including heavily relying on it during his 4.0 innings of work in an elimination game at the Oxford Regional.

"It's an incredible honor and privilege to wear No. 21 this year," Ballard said. "I hear all the time about the legacy Jim Poole left behind at Tech. Not just as a player, but as a person who impacted so many people on and off the field. He's someone I strive to be more like every day. I'll do everything I can to honor him and his family and to wear his number with pride."

ABOUT JIM POOLE

Poole arrived on The Flats in 1985 and had an immediate impact, as Georgia Tech baseball would win the first of four-straight ACC Tournament Championships. During his four years, he pitched in 120 games and struck out 263 batters in 188 innings. He still ranks first in the Tech record book with 22 career saves, including 10 as a junior and nine as a senior. He was named all-ACC his last two seasons. Poole would be enshrined into the Georgia Tech Sports Hall of Fame just nine years later in 1997.

A stellar worker in the classroom, Poole elected not to turn professional after being selected in the 34th round of the 1987 MLB Draft by the LA Dodgers, and returned to Georgia Tech for his senior year, recording a 2.03 ERA and 113 strikeouts in only 71 innings. Once again, the LA Dodgers would call his name in the 1988 MLB Draft, this time taking him in the ninth round. He would return to graduate from the Institute with a degree in electrical engineering in 1990.

Poole played 11 years in the major leagues, predominantly with the Baltimore Orioles, Cleveland Indians, and San Francisco Giants. In 431 games played, he finished with 22 victories and a 4.31 ERA, as well as 256 strikeouts and four saves. He helped pitch Cleveland to two American League Championship Series (1995, 1998), making it to the 1995 World Series where he would face the Atlanta Braves.

Following his retirement at the end of the 2000 season, Poole returned to Georgia Tech to join the Alexander-Tharpe Fund as a fundraiser and supporter of the baseball program. He then began serving as the pitching coach at Johns Creek High School in 2010, teaching many young men about pitching mechanics, while also conveying his personal pitching philosophy.

He later joined the business world as a Personal Wealth Advisor for the Baseball Division of BIP Wealth.

After being diagnosed with ALS in 2021, Poole worked tirelessly to raise awareness for the disease. In addition to serving on MLB ALS boards, he also worked with Georgia Tech, who together hosted an ALS Awareness Day during the 2022 baseball season, with Tech wearing Jim Poole shirts and both teams wearing honorary wristbands. Professional players also wore the shirt. Tech later designated the number 21 each year to be worn by a student-athlete who exemplify Poole's ideals – self-determination, a strong academic work ethic, and high moral fiber on and off the field.

MISCELLANEOUS
ATOP THE CONFERENCE

- Georgia Tech baseball ranks among the most prolific winners in ACC history.

MOST ACC TOURNAMENT TITLES, SINCE 2000

	Titles	Years
Florida State	6	2002, 2004, 2010, 2015, 2017, 2018
Georgia Tech	5	2000, 2003, 2005, 2012, 2014
North Carolina	5	2007, 2013, 2019, 2022, 2025
Clemson	3	2006, 2016, 2023
Duke	2	2021, 2024
Virginia	2	2009, 2011

MOST ACC REGULAR-SEASON, DIVISIONAL TITLES SINCE 1994

	Titles	Regular-Season Years (Divisional)
Florida State	14	1996, 1998, 1999, 2001, 2002, 2003 (2007, 2008, 2009, 2010*, 2011, 2012, 2013, 2014)
Georgia Tech	8	1997, 2000, 2004, 2005 (2011, 2019, 2021), 2025
North Carolina	8	(2006, 2007, 2009, 2012, 2013, 2017, 2018, 2024)
Clemson	6	1994, 1995 (2006, 2010*, 2018, 2024)
Louisville	5	(2015, 2016, 2017, 2019, 2022)
Miami	4	(2008, 2014, 2015, 2016)

GEORGIA TECH'S MOST COMMON OPPONENTS

	Games	First Meeting	Series Record
Georgia	391	1898	UGA leads 220-169-2
Auburn	250	1897	AU leads 131-114-5
Clemson	249	1902	CU leads 125-121-3
Mercer	178	1897	GT leads 120-58
North Carolina	161	1901	GT leads 84-77
Virginia	153	1924	GT leads 81-70-2
NC State	146	1921	GT leads 84-62
Ga. Southern	145	1947	GT leads 113-32
Duke	142	1903	GT leads 101-41
Florida State	135	1959	FSU leads 81-54

- The Jackets will face nine of their top 10 most common opponents again in 2026 but will not play Virginia in the regular season.

- Tech extended its winning streak against Georgia Southern to eight games in a row, dating back to 2022, with an 25-1 win in Statesboro earlier this year. GT set a new record when it hung 25-runs on Georgia Southern - the most in the 144 game history of the series, while also tying the program record with 19 strikeouts from the pitching staff.

- The Jackets traveled to Berkely for the first time ever this season. They are 10-0 against California schools since they joined the ACC in 2025, becoming the first team from east of the Rocky Mountains to sweep a three-game series, at Stanford, in the history of Stanford baseball (since 1892) last season.


2026 ACC PRESEASON POLL

1. Georgia Tech (7)	237
2. North Carolina (6)	236
3. Florida State (1)	221
4. Louisville	196
5. Clemson (2)	185
6. NC State	169
7. Virginia	165
8. Miami	159
9. Wake Forest	145
10. Stanford	99
11. Virginia Tech	89
12. Notre Dame	87
13. Duke	67
14 Pitt	45
15. California	41
16. Boston College	35

Georgia Tech was named 2026 Atlantic Coast Conference Baseball preseason favorites by the league's 16 head coaches for the first time since 2004.

2026 ACC STANDINGS

Team	ACC	Overall
Georgia Tech	16-5	33-7
<i>North Carolina</i>	<i>16-6</i>	<i>35-7-1</i>
<i>Florida State</i>	<i>12-6</i>	<i>29-11</i>
Boston College*	14-7	31-13
Virginia	12-9	29-13
Miami	10-8	30-11
Wake Forest*	11-10	28-14
<i>NC State</i>	<i>9-9</i>	<i>26-14</i>
<i>Virginia Tech</i>	<i>9-12</i>	<i>20-19</i>
<i>Pitt</i>	<i>7-11</i>	<i>25-14</i>
Louisville	7-11	23-18
Stanford	7-11	18-19
Duke*	8-14	22-22
<i>Clemson</i>	<i>6-12</i>	<i>25-16</i>
<i>California</i>	<i>6-12</i>	<i>21-18</i>
Notre Dame	7-14	18-18

*Denotes on GT's remaining schedule
Italics indicates opponents GT has already played

2026 HONORS
DREW BURRESS

Preseason 1st Team All-American (Perfect Game)
 Preseason 1st Team All-American (D1 Baseball)
 Preseason 1st Team All-American (Baseball America)
 Preseason 1st Team All-American (NCBWA)
 Golden Spikes Award (Watch List)
 Preseason ACC Player of the Year (D1 Baseball)
 Preseason ACC Player of the Year (Baseball America)
 Preseason No. 1 Outfielder (D1 Baseball)
 Midseason No. 8 Outfielder (D1 Baseball)

VAHN LACKEY

Preseason 1st Team All-American (Perfect Game)
 Preseason 2nd Team All-American (D1 Baseball)
 Preseason 2nd Team All-American (Baseball America)
 Preseason 2nd Team All-American (NCBWA)
 Golden Spikes Award (Watch List)
 Buster Posey Award (Watch List)
 Preseason No. 2 Catcher (D1 Baseball)
 ACC Player of the Week (March 16)
 Buster Posey Catcher of the Week (March 17)
 Perfect Game National Player of the Week (March 17)
 Midseason No. 1 Catcher (D1 Baseball)

JARREN ADVINCULA

Preseason 2nd Team All-American (Perfect Game)
 Preseason 2nd Team All-American (D1 Baseball)
 Preseason 2nd Team All-American (Baseball America)
 Preseason 2nd Team All-American (NCBWA)
 Golden Spikes Award (Watch List)
 Preseason No. 2 2nd Baseman (D1 Baseball)
 Midseason No. 1 2nd Baseman (D1 Baseball)

ALEX HERNANDEZ

Preseason 3rd Team All-American (Perfect Game)
 Preseason 3rd Team All-American (NCBWA)
 Preseason No. 11 Outfielder (D1 Baseball)
 Midseason No. 11 Outfielder (D1 Baseball)

MASON PATEL

Preseason 1st Team All-American (NCBWA)
 No. 61 Starting Pitcher (D1 Baseball)
 Stopper of the Year Midseason Watch List

CARSON KERCE

Brooks Wallace Award Watch List
 ACC Player of the Week (April 13)
 Brooks Wallace Award semifinalist

DYLAN LOY

Pitcher of the Year Award Watch List

2026 MLB #PROJACKETS

Joey Bart, C	Pirates
Brant Hurter, RHP	Tigers
Chandler Simpson, OF	Rays

LET'S BRAG ABOUT BURRESS

"The definition of a college baseball superstar. On the same tier as Adley Rutschman and Dylan Crews. One of the great, no-brainer superstar players that will have that kind of transcendent career."

– Aaron Fitt, D1Baseball

- Burress hit 25 home runs his freshman season, one shy of the Georgia Tech program record (set by Kevin Parada in 2022) and two shy of the NCAA freshman home run record set by Tommy White (NC State) in 2022 as well. He hit 26 homers in 2024 but one was not official, since the game was called off for rain before enough innings were played.
- His freshman year, Burress became the 1st Yellow Jacket to ever slug over .800 with at least 200 at bats. His .821 slugging percentage led all Division I freshman and was 6th overall among those with 200+ ABs.

"What Burress lacks in size, he makes up for with impact on both sides of the ball." It's explosive bat speed from the right side of the plate with an affinity for hammering fastballs routinely.

– Tyler Jennings, Just Baseball

- Not only did Burress turn heads with his bat but he also set the Georgia Tech record for the most assists by an outfielder in a single season, gunning down 10 runners from his spot in center field in 2024
- In 2025, he was the only player from a Power 4 conference with at least 60 RBI (62), 20 doubles (23), 50 walks (53), 15 HR (19) and 70 runs (77).
- Last season, he led the ACC in extra base hits (43) and doubles (23) while finishing 2nd in the conference in home runs (19) and runs (77).

"Few hitters in the country combine his level of consistency with true, game-changing power... He is the best statistical producer returning to college baseball right now. Period."

– Jacob Rudner, Baseball America

- He became the fastest Yellow Jacket in program history to reach 30 career home runs – doing so in just 73 games, a full 20 games faster than the previous record holder, Kevin Parada and faster than legendary Tech sluggers such as Jason Varitek, Mark Teixeira and Nomar Garciaparra.
- Burress was named a semifinalist for both the Dick Howser Trophy and the USA Baseball Golden Spikes Award for the second year in a row. One of only two players in the nation to do so (also FSU's Jamie Arnold).
- This season, Burress becomes the first Yellow Jacket to ever wear a "C" on his jersey as the team's permanent captain.

"From Day 1, you never thought he was a freshman. He's a very mature kid. He doesn't mix any words about it. He wants to be a first-round pick. He wants to be the best player in the country. That's what drives him. That's his passion. He is one of those guys that makes everybody around him better. Every day."

– Danny Hall, ABCA Hall of Famer
GEORGIA TECH'S TRIPLE CROWN WINNERS

Year	Player	HR	RBI	AVG
1958	Earl Moore	4	15	.287
1959	Roger Kaiser	4	32	.373
1960	George Inman	7	24	.360
1968	Ted Tomasovich	5	38	.381
1975	Frank Turner	2	30	.376
1991	Andy Bruce	22*	96*	.345
1992	<i>Jason Varitek*</i>	11	52	.406*
1993	<i>Jason Varitek</i>	22*	72	.404
1994	Jay Payton	20	102*	.434*
1997	Mark Fischer	24*	98	.354
1999	<i>Mark Teixeira</i>	13	65	.387
2016	Matt Gonzalez	11	54	.378
2024	Drew Burress	25	67	.381

* denotes is/was school record

italics indicates member of College Baseball Hall of Fame

ACTIVE NCAA D1 CAREER SLUGGING % LEADERS

Rank	Player	School	Class	Slug %
1	Myles Bailey	Florida State	So.	.734
2	Landon Hairston	Arizona State	So.	.725
3	Tague Davis	Louisville	So.	.712
4	Drew Burress	Georgia Tech	Jr.	.711
5	Diego Cardenas	Abilene Christian	Sr.	.710
6	Cider Canon	Duke	So.	.704
6	Daniel Cuvet	Miami (Fla.)	Jr.	.704
8	Jordy Oriach	Georgia	Jr.	.700
9	Hunter Ray	FDU	So.	.699
9	Caden Sorrell	Texas A&M	Jr.	.699

* minimum of 200 career ABs

MOST CAREER HOME RUNS - GT HISTORY

Rank	Player	HRs	Years
1.	Jason Varitek	57	1991-94
2.	J.J. Thomas	56	1995-97
3.	Tony Plagman	55	2007-10
4.	Andy Bruce	52	1988-91
5.	Drew Burress	51	2024-
6.	Kyle McCann	47	2017-19
	Luke Murton	47	2006-09
	Matt Skole	47	2009-11
9	K.G. White	46	1985-88
10.	Billy Parham	42	1995-97
	Mark Fischer	42	1995-97

* minimum of 200 career ABs

RECORD BREAKDOWN

	ACC	Overall
Overall	16-5	33-7
Home	8-1	22-2
Road	8-4	9-5
Neutral	0-0	2-0
Day Games	7-4	15-6
Night Games (6 p.m. or later)	9-1	18-1
Yellow Jackets Score First	13-1	22-3
Opponent Scores First	3-4	11-4
Yellow Jackets Score in 1st inning	11-1	20-3
Walk-off Victories	1-0	5-0
As a Ranked Team (All Polls)	16-5	33-7
Vs. Ranked Team (All Polls)	9-3	11-4
Vs. LHP (starter)	5-1	9-1
Vs. RHP (starter)	11-4	24-6
Yellow Jacket Starter 6+ IP	4-0	4-0
Yellow Jacket Starter 7+ IP	2-0	2-0
Yellow Jacket Starter 8+ IP	0-0	0-0
Hitting A Home Run	11-4	27-5
Not Hitting A Home Run	5-1	6-2
Out Hit Opponent	14-0	31-0
Get Out Hit By Opponent	2-5	2-7
Equal Number of Hits	0-0	0-0
February	0-0	10-1
March	9-3	13-4
April	7-2	10-2
May	0-0	0-0
June	0-0	0-0
Monday	0-0	0-0
Tuesday	0-0	7-2
Wednesday	0-0	0-0
Thursday	3-0	3-0
Friday	6-1	10-1
Saturday	4-3	8-3
Sunday	3-1	5-1
One-Run Games	1-0	2-0
Two-Run Games	3-0	3-0
Three-Run Games	1-2	2-2
Four+ Run Games	11-4	26-5
Leading After 6	15-0	30-0
Trailing After 6	0-4	1-6
Tied After 6	1-1	1-1
Leading After 7	16-0	32-0
Trailing After 7	0-5	0-7
Tied After 7	0-0	1-0
Leading After 8	10-0	19-0
Trailing After 8	0-4	0-6
Tied After 8	0-0	1-0
Shutouts	2-0	3-0
Extra Innings	0-0	1-0
Score 0-5 Runs	3-2	4-4
Score 6-9 Runs	5-3	6-3
Score 10+ Runs	8-0	23-0
Allow 0-5 Runs	15-1	30-1
Allow 6+ Runs	1-4	3-6
Commit 0 Errors	9-3	15-4
Commit 1 Error	5-1	12-1
Commit 2+ Errors	2-1	6-2


A NEW ERA OF TECH BASEBALL

- **James Ramsey** became the 13th Head Coach in Georgia Tech baseball history this past summer, taking over for the legendary Danny Hall, who retired at the end of his 32nd season on The Flats.
- This is Ramsey's first season as head coach but his 8th year at Georgia Tech, after being associate head coach and recruiting coordinator for the past five seasons and an assistant coach for the two years prior to that.
- He has signed four Top 5 ranked recruiting classes and coached 22 All-ACC, 7 All-American, 5 Freshman All-American, 5 All-ACC, 2 ACC Freshmen of the Year hitters including one National Freshman of the Year (Drew Burress).
- He has coached 17 draft picks on the offensive side and three semifinalists for both the Golden Spikes Award (Kevin Parada, Drew Burress and Kyle Lodise) and the Dick Howser Award (Kyle McCann, Kevin Parada and Drew Burress).
- Ramsey is the first ACC Player of the Year to ever become an ACC Head Coach
- He was an ABCA National Player of the Year at Florida State, where he led his team to the College World Series twice - 2010 & 2012

STOP...RAMMER TIME

- Since Ramsey took over the Georgia Tech offense in 2019, the Yellow Jackets have been among the very best in the vaunted Atlantic Coast Conference.

	GT (2019-Pres.)	ACC Rank
Batting Average	.312	1st
Runs Scored	3,368	1st
On-base+Slugging	.935	1st
On-Base %	.414	1st
Slugging %	.521	1st
Hits	4,453	1st
Doubles	897	1st
Total Bases	7,427	1st
SAC Flies	226	1st
Triples	95	2nd
RBI	3,107	2nd
Home Runs	629	2nd

- Georgia Tech is one of 10 programs across Division I to be led by a first-year head coach in 2026 - a total of 11 coaches since UMass is using co-head coaches.
- Ramsey is one of three Power 4 head coaches in their first year, along with Josh Elander at Tennessee and Corey Muscara at Duke.

1st Year Tech Skippers

	1st Season Record	Conference Record
Coach Todd (1900-01)	3-4 (.428)	N/A
Sammy Strang (1902)	5-8 (.385)	N/A
Coach Irving (1903)	9-9 (.500)	N/A
John Heisman (1904-17)	15-7 (.682)	N/A
Joe Bean (1918-20)	10-7 (.588)	N/A
Kid Clay (1921-31)	18-4-1 (.804)	N/A
Bobby Dodd (1932-1939)	4-11-2 (.294)	N/A
Roy Mundorff (1940-45)	5-10-1 (.344)	5-9-1 (.367) (SEC)
Joe Pittard (1946-61)	10-2 (.833)	N/A
Jim Luck (1962-81)	8-16 (.333)	6-11 (.353) (SEC)
Jim Morris (1982-93)	29-20 (.592)	6-8 (.429) (ACC)
Danny Hall (1994-2025)	50-17 (.746)	16-8 (.667) (ACC)
James Ramsey (2026-)	33-7 (.825)	16-5 (.762) (ACC)

1994 included Tech's first trip to the College World Series which ended in a 2nd place finish

TEAM GAME HIGHS
INDIVIDUAL GAME HIGHS

Batting	
At bats.....	51 - at Georgia Southern (Feb 17)
Runs scored.....	27 - vs Bowling Green (Feb 14 - Game 1)
Hits.....	26 - at Georgia Southern (Feb 17)
RBIs.....	25 - vs Bowling Green (Feb 14 - Game 1)
Doubles.....	6 - vs Bowling Green (Feb 14 - Game 1)
.....	6 - at Georgia Southern (Feb 17)
.....	6 - vs. Northwestern (Feb. 27)
Triples.....	2 - vs Stony Brook (Feb 22)
Home runs.....	6 - vs. Virginia Tech (March 7)
.....	6 - vs. Georgia Southern (April 14)
Total bases.....	40 - at Georgia Southern (Feb 17)
.....	40 - vs. Georgia Southern (April 14)
Walks.....	15 - vs Bowling Green (Feb 14 - Game 1)
Strikeouts.....	16 - at No. 4 Auburn (March 17)
Sac hits.....	1 - 7x last at Cal (April 4)
Sac flies.....	4 - vs Bowling Green (Feb 14 - Game 1)
Stolen bases.....	4 - vs Bowling Green (Feb 13)
Hit by pitch.....	5 - vs Bowling Green (Feb 13)
Caught stealing.....	1, 5x - last at Pitt (March 20)
Runners LOB.....	15 - vs Bowling Green (Feb 14 - Game 1)
Hit into DP.....	3 - at No. 3 North Carolina (April 18)
Fielding	
Putouts.....	30 - vs Stony Brook (Feb 21)
Assists.....	16 - vs. Georgia Southern (April 14)
Errors.....	3 - vs Bowling Green (Feb 13)
.....	3 - vs Georgia State (Feb. 24)
Passed balls.....	1 - 6x, last vs. Georgia Southern (April 14)
DPs turned.....	2 - vs Bowling Green (Feb 13)
.....	2 - vs Stony Brook (Feb 21)
.....	2 - at No. 8 Clemson (March 12)
.....	2 - at No. 8 Clemson (March 13)
.....	2 - at No. 3 North Carolina (April 17)
Pitching	
Innings pitched.....	10.0 - vs Stony Brook (Feb 21)
Runs allowed.....	14 - at Pitt (March 21)
.....	14 - at No. 3 North Carolina (April 18)
Earned runs.....	14 - at Pitt (March 21)
.....	14 - at No. 3 North Carolina (April 18)
Walks allowed.....	10 - at Pitt (March 20)
Strikeouts.....	19 - at Georgia Southern (Feb 17)
Hits allowed.....	14 - vs. Virginia Tech (March 8)
.....	14 - at No. 8 Clemson (March 14)
Doubles allowed.....	4 - vs Bowling Green (Feb 14 - Game 1)
.....	4 - vs. Virginia Tech (March 8)
Triples allowed.....	1 - vs. No. 5 Florida State (April 11)
Homers allowed.....	4 - at Pitt (March 20)
.....	4 - at Pitt (March 21)
Wild pitches.....	2 - vs Stony Brook (Feb 20)
Hit batters.....	3 - 4x last vs. Georgia Southern (April 14)
Bold indicates program record	
<i>Italics indicates BBCOR era record</i>	

Batting	
At bats:.....	6 - Jarren Advincula at Pitt (March 21)
Runs scored:....	4 - 5x, last Ryan Zuckerman vs. Ga. Southern (April 14)
Hits:.....	5 - Ryan Zuckerman vs. Ga. Southern (April 14)
RBIs:.....	6 - Drew Rogers vs Stony Brook (Feb. 22)
.....	6 - Alex Hernandez vs Bowling Green (Feb. 14 - Game 1)
.....	6 - Caleb Daniel vs. Bowling Green (Feb 13)
Doubles:.....	2 - 9x last Alex Hernandez vs No. 5 Georgia (April 21)
Triples:.....	1 - 11x, last Drew Burress vs. Ga. Southern (April 14)
Home runs:.....	3 - Ryan Zuckerman vs. Northwestern (March 1)
Total bases:.....	12 - Ryan Zuckerman vs. Northwestern (March 1)
Walks:.....	3 - 7x last Parker Brosius vs No. 5 Florida State (April 9)
Strikeouts:.....	4 - Alex Hernandez vs. No. 14 NC State (March 28)
Sac hits:.....	1 - 7x last Carson Kerce at Cal (April 4)
Sac flies:.....	1 - 16x last Caleb Daniel vs No. 5 Georgia (April 21)
Stolen bases:.....	2 - 4x last Vahn Lackey vs. Stony Brook (Feb. 22)
Hit by pitch:.....	2 - Drew Rogers vs. Bowling Green (Feb. 14 - Game 2)
.....	2 - Drew Rogers vs. Northwestern (Feb. 28)
.....	2 - Drew Burress at Pitt (March 20)
.....	2 - Parker Brosius vs. No. 14 NC State (March 27)
Caught stealing:.....	1 - 5x last Drew Burress at Pitt (March 20)
Runners LOB:.....	6 - 3x. last Carson Kerce vs. No. 14 NC State (March 28)
Fielding	
Putouts:.....	15 - Drew Rogers vs. Stony Brook (Feb. 20 - Game 1)
Assists:.....	6 - Carson Kerce vs. Bowling Green (Feb 13)
.....	6 - Carson Kerce at No. 8 Clemson (March 13)
Errors:.....	2 - Cade Brown vs. Stony Brook (Feb. 22)
.....	2 - Carson Kerce at Cal (April 3)
Passed balls:.....	1 - 6x last Drew Rogers vs. Ga. Southern (April 14)
Pitching	
Innings pitched:.....	7.1 - Tate McKee vs. No. 14 NC State (March 27)
Runs allowed:.....	7 - Porter Buursema at No. 3 North Carolina (April 18)
Earned runs:.....	7 - Porter Buursema at No. 3 North Carolina (April 18)
Walks allowed:.....	5 - Tate McKee at No. 8 Clemson (March 12)
.....	5 - Tate McKee at Pitt (March 20)
Strikeouts:.....	9 - Jackson Blakely vs Georgia State (Feb. 24)
Hits allowed:.....	9 - Dylan Loy vs. Northwestern (Feb 28)
Doubles allowed:.....	3 - Mason Patel vs. Stony Brook (Feb 21)
.....	3 - Jackson Blakely at No. 8 Clemson (March 14)
Triples allowed:.....	1 - Jackson Blakely vs No. 5 Florida State (April 11)
Homers allowed:.....	3 - Tate McKee at Pitt (March 20)
.....	3 - Carson Ballard vs. No. 5 Georgia (April 21)
Wild pitches:.....	2 - Tate McKee vs. Stony Brook (Feb 20 - Game 1)
Hit batters:.....	3 - Jackson Blakely at No. 8 Clemson (March 14)

KILL SHOT INNINGS

- A "killshot inning" consists of an inning in which a team scores 2+ runs while holding the opponent scoreless.
- Last season, across college baseball, the team with more "killshot" innings went onto win the game 92% of the time.
- The Jackets have delivered 76 kill shot innings this season - the most in the nation (1.90/game).
- Below is the list of innings in which the Yellow Jackets have delivered a "killshot" and the result of the game.

OPPONENT	DATE	INNING(S)	INNING SCORE	SCORE BEFORE INNING	SCORE AFTER INNING	FINAL
Bowling Green	2/13	3rd & 6th	2-0 & 3-0	0-0 & 5-1	2-0 & 8-1	11-5
Bowling Green	2/14	3rd, 4th, 6th & 7th	11-0, 5-0 & 6-0 & 4-0	0-2, 11-2, 16-2, 22-2	11-2, 16-2, 22-2, 26-2	27-4
Bowling Green	2/14	3rd, 5th & 7th	4-0, 3-0 & 2-0	2-0, 6-2 & 10-2	6-0, 9-2 & 12-2	12-2 (7)
at Georgia Southern	2/17	2nd, 3rd, 5th, 6th & 7th	7-0, 5-0, 2-0, 2-0 & 8-0	1-0, 8-0, 13-0, 15-0 & 17-0	8-0, 13-0, 15-0, 17-0 & 25-0	25-1
Stony Brook	2/20	2nd	2-0	0-0	2-0	14-5
Stony Brook	2/20	5th	5-0	5-5	10-5	10-5
Stony Brook	2/21	1st & 6th	2-0 & 2-0	0-0 & 2-5	2-0 & 4-5	6-5 (10)
Stony Brook	2/22	1st, 2nd, 3rd & 5th	7-0, 4-0, 3-0 & 4-0	0-0, 7-0, 11-0 & 14-0	7-0, 11-0, 14-0 & 18-0	21-3 (7)
Georgia State	2/24	1st	2-0	0-0	2-0	4-9 - Loss
Northwestern	2/27	2nd & 4th	7-0 & 5-0	2-2 & 10-2	9-2 & 15-2	17-3 (7)
Northwestern	2/28	1st, 3rd & 5th	3-0, 5-0 & 2-0	0-0, 5-3 & 10-3	3-0, 10-3 & 12-3	13-3 (7)
Northwestern	3/1	4th, 7th & 8th	3-0, 3-0 & 5-0	2-4, 6-5 & 9-5	5-4, 9-5 & 14-5	14-6
vs. Georgia State	3/3	4th	2-0	0-0	2-0	4-1
Virginia Tech	3/6	1st, 3rd & 5th	8-0, 5-0 & 2-0	0-0, 8-1 & 13-1	8-0, 13-1 & 15-1	16-1 (7)
Virginia Tech	3/7	7th	8-0	5-5	13-5	14-5
Virginia Tech	3/8	2nd & 5th	2-0 & 2-0	0-2 & 4-3	2-2 & 6-3	6-9 - Loss
West Georgia	3/10	2nd, 3rd & 6th	4-0, 5-0 & 3-0	1-0, 5-0 & 11-0	5-0, 9-0 & 14-0	14-0
at Clemson	3/12	3rd & 5th	4-0 & 5-0	0-0 & 4-0	4-0 & 9-0	10-0 (7)
at Clemson	3/13	7th	4-0	4-2	8-2	9-3
at Pitt	3/20	1st	4-0	0-0	4-0	11-9
at Pitt	3/22	2nd, 4th & 6th	2-0, 2-0 & 6-0	0-0, 2-0 & 4-0	2-0, 4-0 & 10-0	12-4 (7)
NC State	3/27	1st	2-0	0-0	2-0	3-1
NC State	3/28	1st & 5th	2-0 & 2-0	0-0 & 2-3	2-0 & 4-3	6-4
NC State	3/29	3rd, 6th & 8th	2-0, 4-0 & 3-0	1-0, 3-0 & 7-0	3-0, 7-0 & 10-0	10-0 (8)
Auburn	3/31	4th, 5th & 7th	2-0, 2-0 & 2-0	6-3, 8-3 & 10-3	8-3, 10-3 & 12-3	13-3 (8)
at Cal	4/2	1st, 3rd & 4th	9-0, 3-0 & 2-0	0-0, 9-0 & 12-0	9-0, 12-0 & 14-0	17-2 (7)
at Cal	4/3	1st & 3rd	4-0 & 3-0	0-0 & 4-0	4-0 & 7-0	7-2
at Cal	4/4	3rd & 6th	3-0 & 5-0	1-0 & 4-0	4-0 & 9-0	9-3
Kennesaw State	4/7	4th & 5th	3-0 & 5-0	1-3 & 4-3	4-3 & 9-3	11-4
Florida State	4/9	6th	3-0	1-3	4-3	4-3
Florida State	4/10	3rd & 8th	4-0 & 4-0	0-1 & 4-2	4-1 & 8-2	8-3
Florida State	4/11	6th	10-0	7-3	17-3	17-3
Georgia Southern	4/14	5th & 6th	2-0 & 2-0	6-5 & 8-5	8-5 & 10-5	13-9
at North Carolina	4/18	5th	2-0	1-10	3-10	4-14 (8)
Georgia	4/21	2nd, 3rd & 6th	2-0, 3-0 & 2-0	2-2, 4-2 & 12-4	4-2, 7-2 & 14-4	14-4 (7)

BIG INNINGS BREAKDOWN

- With a lineup that is described as being the best in all of college baseball, Tech is always primed for hanging up crooked numbers in 2026.
- Tech has delivered 5+ runs in 27 innings so far this year, below is a breakdown...

OPPONENT	DATE	INNING	RUNS	H	2B	3B	HR	RBI	BB	SCORE BEFORE INNING	SCORE AFTER INNING	FINAL
Bowling Green	2/14	3rd	11	7	1	0	1	11	5	0-2	11-2	27-4
Bowling Green	2/14	4th	5	3	0	0	0	3	2	11-2	16-2	27-4
Bowling Green	2/14	6th	6	5	1	0	0	6	1	16-2	22-2	27-4
at Georgia Southern	2/17	2nd	7	4	2	0	0	7	2	1-0	8-0	25-1
at Georgia Southern	2/17	3rd	5	3	1	0	1	4	2	8-0	13-0	25-1
at Georgia Southern	2/17	7th	8	10	1	1	1	8	0	17-0	25-0	25-1
Stony Brook	2/20	6th	6	3	1	0	0	5	5	7-5	13-5	14-5
Stony Brook	2/20	2nd	5	5	2	1	1	5	0	0-3	5-3	10-5 (7)
Stony Brook	2/20	5th	5	5	2	0	1	5	1	5-5	10-5	10-5 (7)
Stony Brook	2/22	1st	7	5	0	1	1	7	3	0-0	7-0	21-3 (7)
Northwestern	2/27	2nd	7	6	4	0	1	7	3	2-2	9-2	17-3 (7)
Northwestern	2/27	4th	5	5	2	0	2	5	0	10-2	15-2	17-3 (7)
Northwestern	2/28	3rd	5	3	1	0	1	5	1	5-3	10-3	13-3 (7)
Northwestern	3/1	8th	5	4	0	0	2	5	1	9-5	14-5	14-6
Virginia Tech	3/6	1st	8	6	1	0	0	8	5	0-0	8-0	16-1 (7)
Virginia Tech	3/6	3rd	5	3	0	0	0	4	4	8-1	13-1	16-1 (7)
Virginia Tech	3/7	7th	8	8	0	0	4	8	2	5-5	13-5	14-5
West Georgia	3/10	3rd	5	5	1	0	0	4	2	5-0	10-0	14-0 (7)
at Clemson	3/12	5th	5	4	0	0	1	5	0	4-0	9-0	10-0 (7)
at Pitt	3/22	6th	6	4	2	0	0	3	2	4-0	10-0	12-4 (7)
Auburn	3/31	2nd	6	4	1	0	2	6	2	0-3	6-3	13-3 (8)
at Cal	4/2	1st	9	6	4	0	0	7	4	0-0	9-0	17-2 (7)
at Cal	4/4	6th	5	5	0	1	0	5	1	4-0	9-0	9-3
Kennesaw State	4/7	5th	5	5	1	0	2	4	1	4-3	9-3	11-4
Florida State	4/11	5th	5	6	2	0	0	5	0	2-3	7-3	17-3
Florida State	4/11	6th	10	7	1	0	3	9	3	7-3	17-3	17-3
Georgia	4/21	5th	5	5	1	0	1	5	2	7-4	12-4	14-4 (7)

STARTERS

STARTING PITCHERS GAME-BY-GAME

STARTING PITCHER RECORDS

PITCHER	Starts	Record	GT Career Record
Tate McKee	10	6-1	18-9
Jackson Blakely	7	4-1	4-1
Cooper Underwood	6	1-0	1-0
Dylan Loy	5	1-1	1-1
Porter Buursema	4	0-1	0-1
Dimitri Angelakos	3	1-1	1-1
Mason Patel	2	1-0	14-5
Carson Ballard	1	1-0	3-2
Justin Shadek	1	0-0	0-0
Charlie Willcox	1	0-0	0-0

Last season, Tech set a program record, going 37 games without recording a loss from a starting pitcher.

This season, it took until the 20th game for a Tech pitcher to get saddled with a loss, when Jackson Blakely saw his inherited runners score for a total of 6 earned runs over his outing.

At Cal, Tech starters did not allow an earned run in any of the three starts, spanning 13.1 innings. It was the first time Tech starters had delivered a 0.00 ERA over an ACC series since at least the turn of the century.

Underwood became the first true freshman to start on opening weekend since 2022.

Blakely recorded nine strikeouts in his first career start, vs. Georgia State on Feb. 24 - it was the most strikeouts by any Tech pitcher in their first career start since at least the turn of the century

Angelakos was excellent in his first career start, pitching 5.0 innings with 2 hits, five strikeouts and zero walks, becoming the first Tech pitcher to throw 5.0 scoreless innings in his first career start since Carson Ballard, against Georgia State back in 2024.

PITCHER	DATE	OPPONENT	DEC.	IP	H	R	ER	BB	SO	NP	SCORE W/LEFT	FINAL
Tate McKee	2/13	Bowling Green	W	5.0	3	1	1	1	6	86	5-1	11-5
Mason Patel	2/14	Bowling Green	W	5.0	5	2	2	2	7	96	16-2	27-4
Cooper Underwood	2/14	Bowling Green	ND	3.2	4	2	2	2	4	66	6-2	12-2 (7)
Dylan Loy	2/17	at Ga. Southern	ND	2.0	1	0	0	0	6	35	13-0	25-1
Tate McKee	2/20	Stony Brook	ND	4.0	3	2	2	3	6	82	3-2	14-5
Justin Shadek	2/20	Stony Brook	ND	2.0	2	3	1	1	2	38	5-3	10-5 (7)
Mason Patel	2/21	Stony Brook	ND	3.1	8	5	5	1	1	48	2-5	6-5 (10)
Cooper Underwood	2/22	Stony Brook	W	4.0	0	0	0	2	4	50	14-0	21-3 (7)
Jackson Blakely	2/24	Georgia State	ND	4.0	3	0	0	2	9	74	2-0	4-9
Tate McKee	2/27	Northwestern	W	4.1	6	3	3	2	3	86	15-3	17-3 (7)
Dylan Loy	2/28	Northwestern	W	4.0	9	3	3	0	4	81	10-3	13-3 (7)
Cooper Underwood	3/1	Northwestern	ND	0.1	3	4	4	0	0	26	0-4	14-6
Dimitri Angelakos	3/3	vs Georgia State	W	5.0	2	0	0	0	5	65	2-0	4-1
Tate McKee	3/6	Virginia Tech	ND	3.0	4	1	1	2	3	67	8-1	16-1 (7)
Dylan Loy	3/7	Virginia Tech	ND	4.2	6	5	1	1	3	86	2-5	14-5
Cooper Underwood	3/8	Virginia Tech	ND	2.1	2	2	2	3	2	54	2-2	6-9
Dimitri Angelakos	3/10	West Georgia	ND	3.1	2	0	0	0	2	38	10-0	14-0
Tate McKee	3/12	at Clemson	W	6.0	1	0	0	5	7	99	9-0	10-0(7)
Dylan Loy	3/13	at Clemson	ND	4.1	5	2	2	1	1	75	4-2	9-3
Jackson Blakely	3/14	at Clemson	L	4.1	7	6	6	1	3	78	5-6	7-13
Dimitri Angelakos	3/17	at Auburn	L	1.1	5	4	4	1	1	39	1-4	2-9
Tate McKee	3/20	at Pitt	ND	4.0	6	6	6	5	6	98	11-6	11-9
Dylan Loy	3/21	at Pitt	L	1.0	4	5	5	1	1	29	3-5	9-14
Jackson Blakely	3/22	at Pitt	W	4.0	2	0	0	2	5	75	4-0	12-4
Tate McKee	3/27	NC State	W	7.1	4	1	1	4	3	99	3-1	3-1
Porter Buursema	3/28	NC State	ND	2.1	5	3	3	4	2	66	2-3	6-4
Jackson Blakely	3/29	NC State	W	7.0	4	0	0	1	3	96	7-0	10-0 (8)
Cooper Underwood	3/31	Auburn	ND	1.2	4	3	3	2	1	42	0-3	13-3 (8)
Tate McKee	4/2	at Cal	W	4.0	3	0	0	1	4	65	17-0	17-2 (7)
Porter Buursema	4/3	at Cal	ND	4.0	2	1	0	1	6	65	7-0	7-2
Jackson Blakely	4/4	at Cal	W	5.1	2	0	0	0	6	74	9-0	9-3
Charlie Willcox	4/7	Kennesaw State	ND	1.0	3	3	3	1	0	23	0-3	11-4
Tate McKee	4/9	Florida State	W	6.0	4	3	3	2	7	94	4-3	4-3
Porter Buursema	4/10	Florida State	ND	4.0	3	1	1	1	7	66	4-1	8-3
Jackson Blakely	4/11	Florida State	W	5.0	6	3	3	1	5	86	7-3	17-3
Cooper Underwood	4/14	Georgia Southern	ND	1.0	3	4	4	1	2	29	2-4	13-9
Tate McKee	4/17	at North Carolina	L	2.1	7	5	4	1	3	76	0-5	2-5
Porter Buursema	4/18	at North Carolina	L	2.0	3	7	7	4	2	60	0-7	4-14 (8)
Jackson Blakely	4/19	at North Carolina	ND	2.2	4	2	2	3	3	71	4-2	5-2
Carson Ballard	4/21	vs. Georgia	W	4.1	8	4	4	2	5	83	7-4	14-4 (7)

BULLPEN GAME-BY-GAME

OPPONENT	DATE	W-L-S	PITCHERS	INN.	IP	H	R-ER	BB-SO
Bowling Green	Feb. 13	0-0-0	Loy, Willcox, Gaudette, Vicens	6th	4.0	6	4-2	5-7
Bowling Green	Feb. 14	0-0-0	McKelvey, Buursema, Angelakos	6th	4.0	3	2-2	2-9
Bowling Green	Feb. 14	1-0-0	Campbell (W), Shadek, Spivey	4th	3.1	0	0-0	2-4
at Ga. Southern	Feb. 17	1-0-0	Ballard, Blakely (W), McKelvey, Barfield, Lankie	3rd	7.0	5	1-0	1-13
Stony Brook	Feb. 20	1-0-0	Gaudette, Campbell (W), Lankie, Angelakos	5th	5.0	6	3-3	0-8
Stony Brook	Feb. 20	1-0-0	Spivey, McKelvey, Barfield (W), Vicens	3rd	5.0	5	2-2	4-6
Stony Brook	Feb. 21	1-0-0	Loy, Ballard (W)	4th	6.2	0	0-0	2-6
Stony Brook	Feb. 22	0-0-0	Bursema, Willcox	5th	3.0	3	3-2	1-2
Georgia State	Feb. 24	0-1-0	Campbell (L), Spivey, Vicens, Ballard, Angelakos, Gaudette	5th	5.0	9	9-8	1-4
Northwestern	Feb. 27	0-0-0	Gaudette, Buursema	5th	2.2	1	0-0	1-3
Northwestern	Feb. 28	0-0-1	Lankie (S)	5th	3.0	1	0-0	1-4
Northwestern	March 1	1-0-0	Gaudette, Shadek (W), Spivey, Barfield, Campbell	1st	8.2	7	2-2	4-11
vs Georgia State	March 3	0-0-1	Willcox, Spivey (S)	6th	4.0	2	1-1	2-2
Virginia Tech	March 6	1-0-0	Ballard (W), Campbell	4th	4.0	1	0-0	1-6
Virginia Tech	March 7	1-0-0	Blakely, Gaudette (W), Barfield, Vicens	5th	4.1	5	0-0	2-5
Virginia Tech	March 8	0-1-0	Gaudette, Spivey, Lankie, Buursema (L), Shadek, Campbell	3rd	6.2	12	7-7	4-11
West Georgia	March 10	1-0-0	McKelvey (W), Willcox, Buursema	4th	3.2	0	0-0	2-6
at Clemson	March 12	0-0-0	Lankie	7th	1.0	1	0-0	0-0
at Clemson	March 13	1-0-0	Patel (W), Gaudette, Ballard	5th	4.2	4	1-1	2-4
at Clemson	March 14	0-0-0	McKelvey, Spivey, Vicens, Underwood, Barfield, Shadek, Campbell, Willcox	5th	4.2	7	7-5	8-3
at Auburn	March 17	0-0-0	Lankie, Barfield, Gaudette, Campbell, Ballard, Shadek	2nd	6.2	6	5-5	5-8
at Pitt	March 20	1-0-1	McKelvey (W), Gaudette, Patel (S)	5th	4.0	2	3-3	5-4
at Pitt	March 21	0-0-0	Ballard, Willcox, Buursema, Vicens, Barfield	2nd	7.0	7	9-9	7-7
at Pitt	March 22	0-0-0	Barfield, Lankie, Shadek	5th	3.0	4	4-4	2-5
NC State	March 27	0-0-1	Patel (S)	8th	1.2	1	0-0	0-2
NC State	March 28	1-0-1	Loy, Gaudette (W), Barfield (S)	3rd	6.2	4	1-1	2-6
NC State	March 29	0-0-0	Shadek	8th	1.0	0	0-0	0-3
Auburn	March 31	1-0-0	Lankie, Campbell, Loy, Barfield, Willcox, Ballard, Spivey	2nd	6.1	2	0-0	2-7
at Cal	April 2	0-0-0	McKelvey, Angelakos	5th	3.0	3	2-2	3-3
at Cal	April 3	1-0-0	Barfield, Lankie, Spivey, Willcox	5th	5.0	3	1-0	0-7
at Cal	April 4	0-0-0	Gaudette, Shadek, Patel	6th	3.2	5	3-3	2-4
Kennesaw State	April 7	1-0-0	Loy, Ballard (W), Barfield, Spivey, Vicens, Angelakos	2nd	8.0	4	1-1	1-12
Florida State	April 9	0-0-1	Patel (S)	7th	3.0	3	0-0	0-0
Florida State	April 10	1-0-1	Gaudette (W), Loy (S)	5th	5.0	4	2-2	2-6
Florida State	April 11	0-0-0	Lankie, Barfield	6th	2.0	0	0-0	2-3
Georgia Southern	April 14	1-0-0	Ballard, Barfield, Lankie, Shadek, Spivey, Gaudette, Angelakos	2nd	8.0	10	5-4	4-9
at North Carolina	April 17	0-0-0	Shadek, Barfield, Gaudette, Vicens, Loy	3rd	5.2	4	0-0	2-8
at North Carolina	April 18	0-0-0	Loy, McKelvey, Angelakos, Campbell, Willcox	3rd	5.2	7	7-7	8-5
at North Carolina	April 19	1-0-1	Gaudette (W), Patel (S)	3rd	6.1	4	0-0	2-3
vs. Georgia	April 21	0-0-0	Lankie, Barfield	5th	2.2	2	0-0	0-4

• The Tech bullpen set a new season high with a 12.1 inning scoreless streak over the course of the four games from Feb. 24-March 1. The streak was halted in the 5th inning on March 1 against Northwestern after already throwing 3.2 scoreless innings at the time.

• The bullpen enters this weekend on a 9.0 inning scoreless streak and have help opponents off the board in five of the last eight games.

• The Tech bullpen did not allow a run over 2.2 innings on Tuesday against Georgia, already the 16th scoreless outing for them this season.

• The GT bullpen has allowed two or fewer earned runs in 29 games this season.

• For the season, the Tech bullpen has held a 3.70 ERA, holding opponents to a .223 batting average.

2026 Season Summary

(As of Apr 22, 2026)

Georgia Tech Season Summary

Record: 33-7 Home: 22-2 Away: 10-5 Neutral: 1-0 Conference: 16-5
 Extra Inn: 1-0 Vs. Ranked: 11-4

DATE	OPPONENT	SCORE	PLAYER	AVG	SLUG	OBP	GP	AB	R	H	2B	3B	HR	RBI	BB	K	SB	CS	E
02-13	Bowling Green	W 11-5	ADVINCULA, Jarren	.417	.589	.487	40	168	43	70	7	2	6	48	20	14	5	1	0
02-14	Bowling Green	W 27-4	KERCE, Carson	.383	.638	.476	40	141	38	54	22	1	4	33	21	19	2	0	7
02-14	Bowling Green	W 12-2	HERNANDEZ, Alex	.368	.563	.486	39	144	42	53	7	0	7	35	30	39	2	0	2
02-17	at Georgia Southern	W 25-1	BAKER, Will	.362	.638	.488	39	127	44	46	15	1	6	32	30	24	1	0	2
02-20	Stony Brook	W 14-5	LACKEY, Vahn	.359	.703	.486	40	145	53	52	10	2	12	47	33	25	7	0	1
02-20	Stony Brook	W 10-5	ZUCKERMAN, Ryan	.354	.741	.458	40	147	43	52	10	1	15	52	25	59	1	0	5
02-22	Stony Brook	W 21-3	BURRESS, Drew	.346	.586	.475	40	162	53	56	12	3	7	34	33	28	5	4	2
02-24	Georgia State	L 4-9	DANIEL, Caleb	.316	.673	.407	36	98	30	31	8	0	9	25	12	30	0	0	0
02-27	Northwestern	W 17-3	SCHMIDT, Kent	.307	.515	.471	32	101	34	31	6	0	5	35	32	25	2	0	2
02-28	Northwestern	W 13-3	ROGERS, Drew	.267	.583	.392	25	60	20	16	1	0	6	22	6	20	0	0	2
03-01	Northwestern	W 14-6																	
03-03	at Georgia St.	W 4-1																	
03-06*	Virginia Tech	W 16-1	NEISES, Tyler	.667	.667	.750	3	3	2	2	0	0	0	0	1	1	0	0	0
03-07*	Virginia Tech	W 14-5	COUPET, Nathanael	.500	.750	.533	12	12	6	6	0	0	1	9	1	5	0	0	0
03-08*	Virginia Tech	L 6-9	DEE, Michael	.500	.500	.600	6	4	3	2	0	0	0	1	1	2	0	0	0
03-10	West Georgia	W 14-0	HARTWELL, Judson	.500	.500	.600	4	4	2	2	0	0	0	1	1	0	0	0	0
03-12*	at Clemson	W 10-0	STEPHENSON, Dominic	.500	1.000	.667	4	4	2	2	0	1	0	3	1	2	0	0	0
03-13*	at Clemson	W 9-3	LEWIS, Coleman	.316	.474	.435	11	19	6	6	0	0	1	4	4	6	0	0	0
03-14*	at Clemson	L 7-13	BROWN, Cade	.273	.273	.429	9	11	3	3	0	0	0	1	2	4	0	0	2
03-17	at Auburn	L 2-9	BROSIOUS, Parker	.267	.667	.489	33	30	7	8	3	0	3	16	13	8	3	0	0
03-20*	at Pitt	W 11-9																	
03-21*	at Pitt	L 9-14																	
03-22*	at Pitt	W 12-4																	
03-27*	NC State	W 3-1																	
03-28*	NC State	W 6-4																	
03-29*	NC State	W 10-0																	
03-31	Auburn	W 13-3																	
04-02*	at California	W 17-2																	
04-03*	at California	W 7-2																	
04-04*	at California	W 9-3																	
04-07	Kennesaw State	W 11-4																	
04-09*	Florida St.	W 4-3																	
04-10*	Florida St.	W 8-3																	
04-11*	Florida St.	W 17-3																	
04-14	Georgia Southern	W 13-9																	
04-17*	at North Carolina	L 2-5																	
04-18*	at North Carolina	L 4-14																	
04-19*	at North Carolina	W 5-2																	
04-21-	vs. Georgia	W 14-4																	

LOB - Team (339), Opp (301). DPs turned - Team (20), Opp (34). CI - Team (0), Opp (0). IBB - Team (1): ADVINCULA, Jarren (1).
 Picked off - Team (4): BURRESS, Drew (2); LACKEY, Vahn (1); KERCE, Carson (1).

PLAYER	ERA	W-L	APP	GS	CG	SHO	SV	IP	H	R	ER	BB	K	AVG	HR
BLAKELY, Jackson	2.65	5-1	9	7	0	1	0	37.1	34	11	11	10	41	.239	3
PATEL, Mason	2.86	2-0	8	2	0	0	4	22.0	23	7	7	6	16	.277	0
ANGELAKOS, Dimitri	3.00	1-1	10	3	0	1	0	21.0	17	7	7	4	16	.215	3
LOY, Dylan	3.82	2-1	13	5	0	0	1	33.0	32	18	14	10	33	.248	7
BALLARD, Carson	4.09	5-0	11	1	0	0	0	22.0	26	12	10	9	26	.289	4
MCKEE, Tate	4.11	6-1	10	10	0	1	0	46.0	41	22	21	26	48	.237	9
SHADEK, Justin	4.24	1-0	11	1	0	1	0	17.0	16	12	8	13	26	.250	0
BUURSEMA, Porter	6.20	0-2	10	4	0	1	0	20.1	15	15	14	19	29	.208	2
UNDERWOOD, Cooper	10.38	1-0	7	6	0	0	0	13.0	17	15	15	10	13	.333	2
WILLCOX, Charlie	10.38	0-0	10	1	0	1	0	13.0	21	17	15	9	13	.339	1

BARFIELD, Brett	1.29	2-0	16	0	0	0	1	14.0	9	2	2	4	17	.176	0
GAUDETTE, Caden	2.86	4-0	16	0	0	0	0	22.0	12	7	7	8	20	.160	4
LANKIE, Jake	3.71	0-0	12	0	0	1	1	17.0	20	9	7	4	22	.286	1
CAMPBELL, Kayden	4.50	2-1	10	0	0	0	0	8.0	7	4	4	6	9	.250	0
VICENS, Jamie	6.75	0-0	8	0	0	0	0	5.1	3	5	4	6	12	.158	0
SPIVEY, Caden	8.25	0-0	11	0	0	0	1	12.0	12	11	11	12	18	.273	1
MCKELVEY, Adam	9.45	2-0	8	0	0	1	0	6.2	6	7	7	7	11	.250	2
Totals	4.48	33-7	40	0	3	8	0	329.2	311	181	164	163	370	.248	39
Opponents	11.05	7-33	40	0	0	4	0	313.2	492	431	385	266	311	.357	82

PB - Team(6): LACKEY, Vahn (4); ROGERS, Drew (2), Opp (8). Pickoffs - Team(8): UNDERWOOD, Cooper (2); SPIVEY, Caden (1); BALLARD, Carson (1); PATEL, Mason (1); LOY, Dylan (1); BUURSEMA, Porter (1), Opp (4). SBA/ATT - LACKEY, Vahn (25-29); ROGERS, Drew (19-27); BLAKELY, Jackson (2-2); WILLCOX, Charlie (1-1); VICENS, James (1-1); SHADEK, Justin (1-1); ANGELAKOS, Dimitri (1-1).

SCORE BY INNINGS	1	2	3	4	5	6	7	8	9	EX	TOTAL
Georgia Tech	63	57	73	36	68	65	42	25	1	1	431
Opponents	33	35	8	20	36	12	19	12	6	0	181

Overall Stats

Georgia Tech Overall Statistics

Record: 33-7 Home: 22-2 Away: 10-5 Neutral: 1-0 Conference: 16-5
 Extra Inn: 1-0 Vs. Ranked: 11-4

PLAYER	AVG	GP-GS	AB	R	H	2B	3B	HR	XB	RBI	TB	SLG	BB	HP	K	GDP	OB%	SF	SH	SB-ATT	PO	A	E	FLD%		
ADVINCULA, Jarren	.417	40-40	168	43	70	7	2	6	15	48	99	.589	20	4	14	1	.487	1	1	5-6	52	70	0	1.000		
KERCE, Carson	.383	40-40	141	38	54	22	1	4	27	33	90	.638	21	4	19	7	.476	0	1	2-2	43	92	7	.951		
HERNANDEZ, Alex	.368	39-39	144	42	53	7	0	7	14	35	81	.563	30	4	39	2	.486	1	0	2-2	102	10	2	.982		
BAKER, Will	.362	39-37	127	44	46	15	1	6	22	32	81	.638	30	4	24	5	.488	3	3	1-1	25	4	2	.935		
LACKEY, Vahn	.359	40-40	145	53	52	10	2	12	24	47	102	.703	33	4	25	6	.486	1	0	7-7	236	18	1	.996		
ZUCKERMAN, Ryan	.354	40-40	147	43	52	10	1	15	26	52	109	.741	25	4	59	3	.458	1	0	1-1	15	63	5	.940		
BURRESS, Drew	.346	40-40	162	53	56	12	3	7	22	34	95	.586	33	7	28	2	.475	0	0	5-9	77	3	2	.976		
DANIEL, Caleb	.316	36-25	98	30	31	8	0	9	17	25	66	.673	12	5	30	2	.407	3	0	0-0	34	0	0	1.000		
SCHMIDT, Kent	.307	32-32	101	34	31	6	0	5	11	35	52	.515	32	3	25	3	.471	4	0	2-2	208	10	2	.991		
ROGERS, Drew	.267	25-16	60	20	16	1	0	6	7	22	35	.583	6	7	20	3	.392	1	0	0-0	132	15	2	.987		

NEISES, Tyler	.667	3-0	3	2	2	0	0	0	0	0	2	.667	1	0	1	0	.750	0	0	0-0	2	0	0	1.000		
COUPET, Nathanael	.500	12-1	12	6	6	0	0	1	1	9	9	.750	1	1	5	0	.533	1	0	0-0	14	1	0	1.000		
DEE, Michael	.500	6-0	4	3	2	0	0	0	0	1	2	.500	1	0	2	0	.600	0	0	0-0	2	2	0	1.000		
HARTWELL, Judson	.500	4-0	4	2	2	0	0	0	0	1	2	.500	1	0	0	0	.600	0	0	0-0	1	0	0	1.000		
STEPHENSON, Dominic	.500	4-0	4	2	2	0	1	0	1	3	4	1.000	1	1	2	0	.667	0	0	0-0	7	0	0	1.000		
LEWIS, Coleman	.316	11-1	19	6	6	0	0	1	4	9	4.74	4	0	6	0	.435	0	0	0-0	1	0	0	1.000			
BROWN, Cade	.273	9-0	11	3	3	0	0	0	1	3	2.73	2	1	4	0	.429	0	0	0-0	10	2	2	.857			
BROSIUS, Parker	.267	33-9	30	7	8	3	0	3	6	16	20	.667	13	2	8	1	.489	2	2	3-3	17	0	0	1.000		
Others																					11	42	6	.898		
Totals	.357	-	1380	431	492	101	11	82	194	398	861	.624	266	51	311	35	.472	18	7	28-33	989	332	31	.977		
Opponents	.248	-	1256	181	311	63	1	39	103	172	493	.393	163	37	370	20	.349	9	11	44-56	942	316	44	.966		

LOB - Team (339), Opp (301). DPs turned - Team (20), Opp (34). CI - Team (0), Opp (0). IBB - Team (1): ADVINCULA, Jarren (1) . Picked off - Team (4): BURRESS, Drew (2) ;LACKEY, Vahn (1) ;KERCE, Carson (1) .

PLAYER	ERA	W-L	APP	GS	CG	SHO	SV	IP	H	R	ER	BB	K	WHIP	2B	3B	HR	AVG	WP	HP	BK	SFA	SHA	
BLAKELY, Jackson	2.65	5-1	9	7	0	1	0	37.1	34	11	11	10	41	1.18	8	1	3	.239	2	7	0	1	1	
PATEL, Mason	2.86	2-0	8	2	0	0	4	22.0	23	7	7	6	16	1.32	9	0	0	.277	0	1	0	0	2	
ANGELAKOS, Dimitri	3.00	1-1	10	3	0	1	0	21.0	17	7	7	4	16	1.00	4	0	3	.215	1	3	0	0	0	
LOY, Dylan	3.82	2-1	13	5	0	0	1	33.0	32	18	14	10	33	1.27	1	0	7	.248	1	3	0	0	0	
BALLARD, Carson	4.09	5-0	11	1	0	0	0	22.0	26	12	10	9	26	1.59	5	0	4	.289	1	3	0	1	1	
MCKEE, Tate	4.11	6-1	10	10	0	1	0	46.0	41	22	21	26	48	1.46	5	0	9	.237	5	3	0	0	0	
SHADEK, Justin	4.24	1-0	11	1	0	1	0	17.0	16	12	8	13	26	1.71	5	0	0	.250	1	2	0	1	3	
BUURSEMA, Porter	6.20	0-2	10	4	0	1	0	20.1	15	15	14	19	29	1.67	3	0	2	.208	4	0	0	1	1	
UNDERWOOD, Cooper	10.38	1-0	7	6	0	0	0	13.0	17	15	15	10	13	2.08	6	0	2	.333	0	4	0	2	1	
WILLCOX, Charlie	10.38	0-0	10	1	0	1	0	13.0	21	17	15	9	13	2.31	5	0	1	.339	1	4	0	0	0	

BARFIELD, Brett	1.29	2-0	16	0	0	0	1	14.0	9	2	2	4	17	0.93	1	0	0	.176	1	1	0	0	0	
GAUDETTE, Caden	2.86	4-0	16	0	0	0	0	22.0	12	7	7	8	20	0.91	0	0	4	.160	0	2	0	0	1	
LANKIE, Jake	3.71	0-0	12	0	0	1	1	17.0	20	9	7	4	22	1.41	4	0	1	.286	0	1	0	1	0	
CAMPBELL, Kayden	4.50	2-1	10	0	0	0	0	8.0	7	4	4	6	9	1.63	3	0	0	.250	0	1	1	0	0	
VICENS, Jamie	6.75	0-0	8	0	0	0	0	5.1	3	5	4	6	12	1.69	0	0	0	.158	1	0	0	0	1	
SPIVEY, Caden	8.25	0-0	11	0	0	0	1	12.0	12	11	11	12	18	2.00	3	0	1	.273	1	1	0	0	0	
MCKELVEY, Adam	9.45	2-0	8	0	0	1	0	6.2	6	7	7	7	11	1.95	1	0	2	.250	0	1	0	2	0	
Totals	4.48	33-7	40	0	3	8	329.2	311	181	164	163	370	1.44	63	1	39	.248	19	37	1	9	11		
Opponents	11.05	7-33	40	0	0	4	313.2	492	431	385	266	311	2.42	101	11	82	.357	37	51	3	18	7		

PB - Team(6): LACKEY, Vahn (4) ;ROGERS, Drew (2) , Opp (8). Pickoffs - Team(8): UNDERWOOD, Cooper (2) ;SPIVEY, Caden (1) ;BALLARD, Carson (1) ;PATEL, Mason (1) ;LOY, Dylan (1) ;BUURSEMA, Porter (1) , Opp (4). SBA/ATT - LACKEY, Vahn (25 - 29) ;ROGERS, Drew (19 - 27) ;BLAKELY, Jackson (2 - 2) ;WILLCOX, Charlie (1 - 1) ;VICENS, James (1 - 1) ;SHADEK, Justin (1 - 1) ;ANGELAKOS, Dimitri (1 - 1) .

Record: 16-5 Home: 8-1 Away: 8-4 Neutral: 0-0 Conference: 16-5
 Extra Inn: 0-0 Vs. Ranked: 9-3

PLAYER	AVG	GP-GS	AB	R	H	2B	3B	HR	XB	RBI	TB	SLG	BB	HP	K	GDP	OB%	SF	SH	SB-ATT	PO	A	E	FLD%
ADVINCULA, Jarren	.449	21-21	89	22	40	7	2	1	10	20	54	.607	11	0	9	0	.505	1	0	1-2	35	38	0	1.000
KERCE, Carson	.370	21-21	81	15	30	11	0	3	14	22	50	.617	5	1	11	4	.414	0	1	1-1	23	59	4	.953
LACKEY, Vahn	.312	21-21	77	31	24	6	0	6	12	19	48	.623	18	1	13	6	.448	0	0	2-2	141	10	0	1.000
BAKER, Will	.306	20-19	62	22	19	6	1	5	12	13	42	.677	14	2	16	3	.449	0	3	0-0	6	3	1	.900
SCHMIDT, Kent	.290	21-21	69	17	20	4	0	3	7	26	33	.478	18	1	19	1	.433	2	0	2-2	151	8	1	.994
BURRESS, Drew	.289	21-21	90	27	26	5	1	4	10	14	45	.500	14	2	21	1	.396	0	0	1-3	40	0	0	1.000
DANIEL, Caleb	.277	18-12	47	10	13	2	0	3	5	10	24	.511	5	2	16	0	.370	0	0	0-0	17	0	0	1.000
ZUCKERMAN, Ryan	.276	21-21	76	19	21	4	0	5	9	23	40	.526	12	1	35	0	.378	1	0	1-1	11	38	1	.980
HERNANDEZ, Alex	.269	21-21	78	14	21	2	0	3	5	15	32	.410	19	1	26	1	.414	1	0	0-0	36	5	1	.976
BROSIOUS, Parker	.211	17-8	19	3	4	1	0	2	3	4	11	.579	9	2	5	1	.500	0	1	0-0	11	0	0	1.000

BROWN, Cade	.333	2-0	3	1	1	0	0	0	0	0	1	.333	0	0	0	0	.333	0	0	0-0	3	1	0	1.000
COUPET, Nathanael	.333	4-0	3	0	1	0	0	0	0	2	1	.333	1	0	2	0	.500	0	0	0-0	2	1	0	1.000
LEWIS, Coleman	.333	2-0	3	1	1	0	0	1	1	1	4	1.333	0	0	1	0	.333	0	0	0-0	0	0	0	.000
ROGERS, Drew	.176	8-3	17	4	3	0	0	1	1	3	6	.353	2	1	8	0	.300	0	0	0-0	40	4	0	1.000
STEPHENSON, Dominic	.000	1-0	0	0	0	0	0	0	0	0	0	.000	1	0	0	0	.000	0	0	0-0	0	0	0	.000
Others																					5	12	4	.810
Totals	.314	-	714	186	224	48	4	37	89	172	391	.548	129	14	182	17	.426	5	5	8-11	521	179	12	.983
Opponents	.250	-	660	100	165	29	1	27	57	95	277	.420	100	18	177	14	.361	7	2	18-24	509	146	23	.966

LOB - Team (169), Opp (163). DPs turned - Team (14), Opp (16). CI - Team (0), Opp (0). IBB - Team (1): ADVINCULA, Jarren (1) . Picked off - Team (1): KERCE, Carson (1) .

PLAYER	ERA	W-L	APP	GS	CG	SHO	SV	IP	H	R	ER	BB	K	WHIP	2B	3B	HR	AVG	WP	HP	BK	SFA	SHA	
BLAKELY, Jackson	3.26	4-1	7	6	0	1	0	30.1	29	11	11	8	27	1.22	8	1	3	.250	2	5	0	1	0	
MCKEE, Tate	4.13	4-1	7	7	0	1	0	32.2	29	16	15	20	33	1.50	3	0	7	.234	3	1	0	0	0	
LOY, Dylan	6.06	0-1	7	3	0	0	1	16.1	20	15	11	8	12	1.71	0	0	6	.303	1	3	0	0	0	
UNDERWOOD, Cooper	7.71	0-0	2	1	0	0	0	2.1	3	2	2	3	2	2.57	1	0	0	.375	0	1	0	2	0	
BUURSEMA, Porter	8.22	0-2	6	4	0	0	0	15.1	14	15	14	13	20	1.76	3	0	2	.250	3	0	0	1	1	

PATEL, Mason	0.00	1-0	6	0	0	0	4	13.2	10	0	0	3	8	0.95	4	0	0	.204	0	1	0	0	0	
BARFIELD, Brett	0.00	1-0	8	0	0	0	1	7.0	4	0	0	3	9	1.00	1	0	0	.160	1	0	0	0	0	
CAMPBELL, Kayden	0.00	0-0	4	0	0	0	0	4.1	1	0	0	2	7	0.69	0	0	0	.077	0	0	0	0	0	
ANGELAKOS, Dimitri	1.93	0-0	2	0	0	0	0	4.2	3	1	1	3	4	1.29	1	0	1	.176	1	1	0	0	0	
GAUDETTE, Caden	2.25	4-0	9	0	0	0	0	16.0	7	4	4	7	14	0.88	0	0	3	.130	0	1	0	0	0	
VICENS, Jamie	5.40	0-0	4	0	0	0	0	1.2	0	1	1	3	4	1.80	0	0	0	.000	1	0	0	0	0	
SHADEK, Justin	5.63	0-0	6	0	0	1	0	8.0	9	7	5	8	13	2.13	1	0	0	.281	0	1	0	1	1	
BALLARD, Carson	6.00	1-0	3	0	0	0	0	6.0	6	4	4	3	6	1.50	1	0	1	.250	0	2	0	0	0	
LANKIE, Jake	6.75	0-0	5	0	0	1	0	5.1	10	5	4	2	6	2.25	1	0	1	.400	0	1	0	0	0	
SPIVEY, Caden	12.27	0-0	3	0	0	0	0	3.2	6	5	5	3	4	2.45	2	0	0	.400	0	0	0	0	0	
WILLCOX, Charlie	17.18	0-0	4	0	0	0	0	3.2	9	7	7	5	5	3.82	3	0	1	.450	0	0	0	0	0	
MCKELVEY, Adam	23.63	1-0	4	0	0	0	0	2.2	5	7	7	6	3	4.12	0	0	2	.455	0	1	0	2	0	
Totals	4.72	16-5	21	0	2	6	173.2	165	100	91	100	177	1.53	29	1	27	.250	12	18	0	7	2		
Opponents	8.38	5-16	21	0	0	3	169.2	224	186	158	129	182	2.08	48	4	37	.314	18	14	2	5	5		

PB - Team(3): LACKEY, Vahn (3) , Opp (4). Pickoffs - Team(3): LOY, Dylan (1) ;BUURSEMA, Porter (1) , Opp (1). SBA/ATT - LACKEY, Vahn (10-14) ;ROGERS, Drew (8-10) ;BLAKELY, Jackson (2-2) ;VICENS, James (1-1) .

PITCHING SITUATIONAL

PLAYER	vs left			vs right			runners on			bases emp			leadoff			2outs			fly	gnd	fly/	
	H	AB	AVG	H	AB	AVG	H	AB	AVG	H	AB	AVG	ADV	OPS	PCT	H	AB	AVG	OUT	OUT	GND	GDP
43 ANGELAKOS, Dimitri	8	31	.258	9	47	.191	4	29	.138	13	50	.260	7	23	.304	4	22	.182	29	17	1.7	1
21 BALLARD, Carson	13	33	.394	13	57	.228	11	47	.234	15	43	.349	8	23	.348	7	28	.250	22	14	1.6	2
32 BARFIELD, Brett	4	23	.174	5	28	.179	4	27	.148	5	24	.208	4	11	.364	3	17	.176	15	9	1.7	0
24 BLAKELY, Jackson	18	58	.310	16	84	.190	12	58	.207	22	84	.262	13	39	.333	11	47	.234	37	30	1.2	0
99 BUURSEMA, Porter	7	23	.304	8	49	.163	10	38	.263	5	34	.147	11	22	.500	3	21	.143	11	17	0.6	1
49 CAMPBELL, Kayden	4	14	.286	3	14	.214	3	10	.300	4	18	.222	3	9	.333	2	11	.182	6	6	1.0	0
18 GAUDETTE, Caden	7	27	.259	5	48	.104	4	36	.111	8	39	.205	5	17	.294	2	27	.074	18	25	0.7	1
35 LANKIE, Jake	14	28	.500	6	42	.143	11	37	.297	9	33	.273	7	16	.438	6	26	.231	10	16	0.6	1
37 LOY, Dylan	13	52	.250	19	77	.247	13	54	.241	19	75	.253	9	33	.273	8	40	.200	28	32	0.9	1
22 MCKEE, Tate	20	72	.278	21	101	.208	15	80	.188	26	93	.280	23	49	.469	6	50	.120	35	47	0.7	5
55 MCKELVEY, Adam	0	6	.000	6	17	.353	4	16	.250	2	8	.250	3	5	.600	2	9	.222	8	1	8.0	0
29 PATEL, Mason	11	31	.355	12	52	.231	10	43	.233	13	40	.325	9	21	.429	5	26	.192	23	21	1.1	2
31 SHADEK, Justin	9	26	.346	7	38	.184	9	36	.250	7	28	.250	6	15	.400	10	27	.370	11	10	1.1	0
20 SPIVEY, Caden	6	16	.375	6	28	.214	7	23	.304	5	21	.238	5	12	.417	3	12	.250	7	7	1.0	0
15 UNDERWOOD, Cooper	8	25	.320	9	26	.346	10	21	.476	7	30	.233	5	15	.333	7	18	.389	13	10	1.3	0
26 VICENS, Jamie	1	6	.167	2	13	.154	2	10	.200	1	9	.111	3	7	.429	1	5	.200	2	1	2.0	0
16 WILLCOX, Charlie	10	21	.476	11	41	.268	17	40	.425	4	22	.182	5	13	.385	10	23	.435	11	15	0.7	0
Totals	153	492	.311	158	762	.207	146	605	.241	165	651	.253	126	330	.382	90	409	.220	286	278	1.0	14
Opponents	186	516	.360	306	864	.354	297	790	.376	195	590	.331	150	316	.475	178	471	.378	294	280	1.1	27

PLAYER	AP	GS	IP/APP	H/G	R/G	ER/G	BB/G	K/G	K/BB	2B/G	3B/G	HR/G	FO/G	GO/G	BF/G	SBA	ATT	PCT
43 ANGELAKOS, Dimitri	10	3	2.10	7.29	3.00	3.00	1.71	6.86	4.00	1.71	0.00	1.29	12.43	7.29	36.86	1	1	1.000
21 BALLARD, Carson	11	1	2.00	10.64	4.91	4.09	3.68	10.64	2.89	2.05	0.00	1.64	9.00	5.73	42.55	0	0	0
32 BARFIELD, Brett	16	0	0.88	5.79	1.29	1.29	2.57	10.93	4.25	0.64	0.00	0.00	9.64	5.79	36.00	0	0	0
24 BLAKELY, Jackson	9	7	4.15	8.20	2.65	2.65	2.41	9.88	4.10	1.93	0.24	0.72	8.92	7.23	38.81	2	2	1.000
99 BUURSEMA, Porter	10	4	2.03	6.64	6.64	6.20	8.41	12.84	1.53	1.33	0.00	0.89	4.87	7.52	41.16	0	0	0
49 CAMPBELL, Kayden	10	0	0.80	7.88	4.50	4.50	6.75	10.13	1.50	3.38	0.00	0.00	6.75	6.75	39.38	0	0	0
18 GAUDETTE, Caden	16	0	1.38	4.91	2.86	2.86	3.27	8.18	2.50	0.00	0.00	1.64	7.36	10.23	35.18	0	0	0
35 LANKIE, Jake	12	0	1.42	10.59	4.76	3.71	2.12	11.65	5.50	2.12	0.00	0.53	5.29	8.47	40.24	0	0	0
37 LOY, Dylan	13	5	2.54	8.73	4.91	3.82	2.73	9.00	3.30	0.27	0.00	1.91	7.64	8.73	38.73	0	0	0
22 MCKEE, Tate	10	10	4.60	8.02	4.30	4.11	5.09	9.39	1.85	0.98	0.00	1.76	6.85	9.20	39.52	0	0	0
55 MCKELVEY, Adam	8	0	0.83	8.10	9.45	9.45	9.45	14.85	1.57	1.35	0.00	2.70	10.80	1.35	45.90	0	0	0
29 PATEL, Mason	8	2	2.75	9.41	2.86	2.86	2.45	6.55	2.67	3.68	0.00	0.00	9.41	8.59	37.64	0	0	0
31 SHADEK, Justin	11	1	1.55	8.47	6.35	4.24	6.88	13.76	2.00	2.65	0.00	0.00	5.82	5.29	43.94	1	1	1.000
20 SPIVEY, Caden	11	0	1.09	9.00	8.25	8.25	9.00	13.50	1.50	2.25	0.00	0.75	5.25	5.25	42.75	0	0	0
15 UNDERWOOD, Cooper	7	6	1.86	11.77	10.38	10.38	6.92	9.00	1.30	4.15	0.00	1.38	9.00	6.92	47.08	0	0	0
26 VICENS, Jamie	8	0	0.67	5.06	8.44	6.75	10.13	20.25	2.00	0.00	0.00	0.00	3.38	1.69	43.88	1	1	1.000
16 WILLCOX, Charlie	10	1	1.30	14.54	11.77	10.38	6.23	9.00	1.44	3.46	0.00	0.69	7.62	10.38	51.92	1	1	1.000
Totals	40	40	8.24	8.49	4.94	4.48	4.45	10.10	2.27	1.72	0.03	1.06	7.81	7.59	40.30	44	56	.786
Opponents	40	40	7.84	14.12	12.37	11.05	7.63	8.92	1.17	2.90	0.32	2.35	8.44	8.03	49.41	28	33	.848

Pitching averages based on 9-inning game.

STARTING PITCHING

Starters (Stats from starts only)

PLAYER	GP-GS	ERA	W-L	IP	H	R	ER	BB	K	2B	3B	HR	AVG	BF	WP	HP	BK	SFA	SHA
BLAKELY, Jackson	9-7	3.06	4-1	32.1	28	11	11	10	34	6	1	3	.231	139	1	6	0	1	1
ANGELAKOS, Dimitri	10-3	3.72	1-1	9.2	9	4	4	1	8	2	0	2	.243	39	0	1	0	0	0
MCKEE, Tate	10-10	4.11	6-1	46.0	41	22	21	26	48	5	0	9	.237	202	5	3	0	0	0
SHADEK, Justin	11-1	4.50	0-0	2.0	2	3	1	1	2	1	0	0	.286	9	1	0	0	0	1
LOY, Dylan	13-5	6.19	1-1	16.0	25	15	11	3	15	1	0	6	.347	77	1	2	0	0	0
PATEL, Mason	8-2	7.56	1-0	8.1	13	7	7	3	8	5	0	0	.382	39	0	0	0	0	2
BUURSEMA, Porter	10-4	8.03	0-1	12.1	13	12	11	10	17	2	0	2	.271	58	3	0	0	0	0
BALLARD, Carson	11-1	8.31	1-0	4.1	8	4	4	2	5	1	0	3	.381	23	0	0	0	0	0
UNDERWOOD, Cooper	7-6	10.38	1-0	13.0	16	15	15	10	13	5	0	2	.320	67	0	4	0	2	1
WILLCOX, Charlie	10-1	27.00	0-0	1.0	3	3	3	1	0	1	0	0	.500	9	0	2	0	0	0
		5.46	15-5	145.0	158	96	88	67	150	29	1	27	.278	662	11	18	0	3	5

BULLPEN

Non-starters (Stats from non-starts only)

PLAYER	GP-GS	ERA	W-L	IP	H	R	ER	BB	K	2B	3B	HR	AVG	BF	WP	HP	BK	SFA	SHA
UNDERWOOD, Cooper	7-6	0	0-0	0.0	1	0	0	0	0	1	0	0	1.000	1	0	0	0	0	0
BLAKELY, Jackson	9-7	0.00	1-0	5.0	6	0	0	0	7	2	0	0	.286	22	1	1	0	0	0
PATEL, Mason	8-2	0.00	1-0	13.2	10	0	0	3	8	4	0	0	.204	53	0	1	0	0	0
BARFIELD, Brett	16-0	1.54	2-0	11.2	9	2	2	4	17	1	0	0	.176	56	1	1	0	0	0
LOY, Dylan	13-5	1.59	1-0	17.0	7	3	3	7	18	0	0	1	.123	65	0	1	0	0	0
ANGELAKOS, Dimitri	10-3	2.38	0-0	11.1	8	3	3	3	8	2	0	1	.190	47	1	2	0	0	0
BALLARD, Carson	11-1	3.06	4-0	17.2	18	8	6	7	21	4	0	1	.261	81	1	3	0	1	1
GAUDETTE, Caden	16-0	3.20	4-0	19.2	12	7	7	8	20	0	0	4	.160	86	0	2	0	0	1
BUURSEMA, Porter	10-4	3.38	0-1	8.0	2	3	3	9	12	1	0	0	.083	35	1	0	0	1	1
LANKIE, Jake	12-0	3.71	0-0	17.0	20	9	7	4	22	4	0	1	.286	76	0	1	0	1	0
SHADEK, Justin	11-1	4.20	1-0	15.0	14	9	7	12	24	4	0	0	.246	74	0	2	0	1	2
CAMPBELL, Kayden	10-0	4.50	2-1	8.0	7	4	4	6	9	3	0	0	.250	35	0	1	1	0	0
VICENS, Jamie	8-0	6.75	0-0	5.1	3	5	4	6	12	0	0	0	.158	26	1	0	0	0	1
SPIVEY, Caden	11-0	8.25	0-0	12.0	12	11	11	12	18	3	0	1	.273	57	1	1	0	0	0
WILLCOX, Charlie	10-1	9.00	0-0	12.0	18	14	12	8	13	4	0	1	.321	66	1	2	0	0	0
MCKELVEY, Adam	8-0	9.45	2-0	6.2	6	7	7	7	11	1	0	2	.250	34	0	1	0	2	0
		3.70	18-2	184.2	153	85	76	96	220	34	0	12	.223	814	8	19	1	6	6

BATTING SITUATIONAL

PLAYER	vs left			vs right			runners on			bases emp			bases ldd			leadoff			fly	gnd	fly/
	H	AB	AVG	H	AB	AVG	H	AB	AVG	H	AB	AVG	H	AB	AVG	RCH	OP	PCT	OUT	OUT	GND
2 ADVINCULA, Jarren	24	53	.453	46	115	.400	51	103	.495	19	65	.292	2	8	.250	14	30	.467	37	40	0.9
7 BAKER, Will	15	43	.349	31	84	.369	22	67	.328	24	60	.400	4	7	.571	14	24	.583	26	30	0.9
1 BROSIUS, Parker	6	15	.400	2	15	.133	5	17	.294	3	13	.231	1	1	1.000	4	7	.571	12	5	2.4
14 BROWN, Cade	2	3	.667	1	8	.125	2	6	.333	1	5	.200	0	1	.000	0	1	.000	3	1	3.0
8 BURRESS, Drew	15	49	.306	41	113	.363	27	82	.329	29	80	.363	1	7	.143	30	57	.526	47	23	2.0
19 COUPET, Nathanael	3	7	.429	3	5	.600	6	9	.667	0	3	.000	1	1	1.000	0	0	-	1	1	1.0
6 DANIEL, Caleb	9	23	.391	22	75	.293	14	51	.275	17	47	.362	2	3	.667	12	26	.462	22	13	1.7
0 DEE, Michael	1	3	.333	1	1	1.000	2	3	.667	0	1	.000	1	2	.500	0	1	.000	0	0	-
41 HARTWELL, Judson	1	1	1.000	1	3	.333	2	2	1.000	0	2	.000	0	0	-	1	2	.500	1	0	-
4 HERNANDEZ, Alex	11	39	.282	42	105	.400	31	77	.403	22	67	.328	3	4	.750	10	29	.345	25	23	1.1
3 KERCE, Carson	17	41	.415	37	100	.370	26	77	.338	28	64	.438	2	8	.250	12	28	.429	28	34	0.8
25 LACKEY, Vahn	16	40	.400	36	105	.343	33	91	.363	19	54	.352	3	7	.429	15	32	.469	29	27	1.1
9 LEWIS, Coleman	3	7	.429	3	12	.250	4	10	.400	2	9	.222	2	4	.500	2	3	.667	4	3	1.3
39 NEISES, Tyler	1	2	.500	1	1	1.000	2	3	.667	0	0	-	0	1	.000	1	1	1.000	0	0	-
34 ROGERS, Drew	8	21	.381	8	39	.205	12	36	.333	4	24	.167	1	3	.333	3	14	.214	16	7	2.3
10 SCHMIDT, Kent	5	35	.143	26	66	.394	23	64	.359	8	37	.216	5	12	.417	10	20	.500	22	22	1.0
5 STEPHENSON, Dominic	0	1	.000	2	3	.667	2	2	1.000	0	2	.000	1	1	1.000	0	1	.000	0	0	-
11 ZUCKERMAN, Ryan	22	50	.440	30	97	.309	33	90	.367	19	57	.333	6	11	.545	22	40	.550	21	13	1.6
Totals	159	433	.367	333	947	.352	297	790	.376	195	590	.331	35	81	.432	150	316	.475	294	242	1.2
Opponents	71	282	.252	240	974	.246	146	605	.241	165	651	.253	8	37	.216	126	330	.382	286	266	1.1

PLAYER	pinch hit			RISP			R3rd LT2out			2outs			adv ops			2out		rnrs		rch		KL
	H	AB	AVG	H	AB	AVG	H	AB	AVG	H	AB	AVG	ADV	OP	PCT	RBI	ADV	LOB	ERR	FC		
2 ADVINCULA, Jarren	0	0	-	31	62	.500	9	14	.643	25	63	.397	71	122	.582	19	0	41	2	10	3	
7 BAKER, Will	0	1	.000	15	42	.357	11	18	.611	15	48	.313	44	91	.484	14	0	33	1	6	6	
1 BROSIUS, Parker	1	4	.250	5	12	.417	4	8	.500	2	8	.250	18	31	.581	4	0	8	1	0	5	
14 BROWN, Cade	3	6	.500	0	4	.000	1	3	.333	1	6	.167	4	9	.444	0	0	7	0	0	2	
8 BURRESS, Drew	0	0	-	17	47	.362	2	5	.400	19	48	.396	47	102	.461	19	0	35	3	5	7	
19 COUPET, Nathanael	3	4	.750	4	5	.800	3	4	.750	1	2	.500	10	12	.833	1	0	0	0	0	3	
6 DANIEL, Caleb	3	6	.500	11	39	.282	6	15	.400	5	29	.172	29	65	.446	5	0	24	4	2	9	
0 DEE, Michael	1	1	1.000	2	3	.667	1	1	1.000	1	2	.500	2	4	.500	0	0	3	0	0	0	
41 HARTWELL, Judson	2	3	.667	2	2	1.000	0	0	-	1	1	1.000	2	2	1.000	1	0	0	1	0	0	
4 HERNANDEZ, Alex	0	0	-	20	53	.377	5	14	.357	22	47	.468	51	100	.510	14	0	28	3	2	19	
3 KERCE, Carson	0	0	-	16	47	.340	6	11	.545	19	48	.396	48	92	.522	16	0	38	3	4	6	
25 LACKEY, Vahn	0	0	-	22	56	.393	6	13	.462	23	51	.451	68	114	.596	28	0	31	3	11	15	
9 LEWIS, Coleman	2	6	.333	3	8	.375	0	2	.000	3	8	.375	6	11	.545	3	0	5	0	0	2	
39 NEISES, Tyler	1	1	1.000	0	1	.000	0	0	-	1	2	.500	2	3	.667	0	0	3	0	0	1	
34 ROGERS, Drew	1	4	.250	10	24	.417	3	4	.750	10	20	.500	20	46	.435	15	0	11	0	2	8	
10 SCHMIDT, Kent	0	0	-	16	41	.390	12	15	.800	9	35	.257	43	88	.489	8	0	35	1	4	13	
5 STEPHENSON, Dominic	1	1	1.000	2	2	1.000	1	1	1.000	1	2	.500	4	4	1.000	2	0	0	0	0	2	
11 ZUCKERMAN, Ryan	0	0	-	20	56	.357	6	21	.286	20	51	.392	43	102	.422	24	0	37	1	2	14	
Totals	18	37	.486	196	504	.389	76	150	.507	178	471	.378	512	998	.513	173	0	339	23	48	115	
Opponents	8	45	.178	84	349	.241	50	92	.543	90	409	.220	272	709	.384	59	0	301	20	28	111	

TEAM GAME-BY-GAME - Hitting

(As of Apr 22, 2026)

Georgia Tech Team Game-by-Game Batting

DATE	OPPONENT	AB	R	H	RBI	2B	3B	HR	TB	AVG	BB	IBB	SB	CS	HBP	SAC	SF	GDP	K	LOB	PO	A	E
02-13	Bowling Green	35	11	13	11	3	0	2	22	.371	7	0	4	0	5	1	0	1	8	13	27	9	3
02-14	Bowling Green	43	27	22	25	4	0	1	29	.512	15	0	1	0	4	0	4	0	8	15	27	3	0
02-14	Bowling Green	32	12	16	10	6	0	0	22	.500	9	0	1	0	2	0	0	2	6	10	21	9	0
02-17	at Georgia Southern	51	25	26	23	6	1	2	40	.510	5	0	1	1	4	0	0	2	14	8	27	6	1
02-20	Stony Brook	38	14	18	13	3	0	2	27	.474	9	0	0	1	1	0	0	2	7	10	27	6	0
02-20	Stony Brook	29	10	12	10	5	1	2	25	.414	6	0	2	0	2	0	0	0	5	7	21	6	2
02-21	Stony Brook	40	6	10	6	0	0	2	16	.250	8	0	3	0	1	0	0	0	5	12	30	12	1
02-22	Stony Brook	34	21	16	19	1	2	2	27	.471	12	0	3	0	1	0	1	0	5	9	21	12	2
02-24	Georgia State	31	4	5	3	2	0	1	10	.161	8	0	0	0	2	0	0	1	9	10	27	10	3
02-27	Northwestern	29	17	14	17	6	0	4	32	.483	11	0	0	0	2	0	1	1	3	8	21	8	1
02-28	Northwestern	34	13	18	12	2	0	1	23	.529	2	0	0	0	4	0	1	1	5	6	21	7	2
03-01	Northwestern	38	14	13	12	4	0	5	32	.342	5	0	1	0	1	0	0	0	5	6	27	8	0
03-03	at Georgia St.	34	4	9	4	1	0	1	13	.265	9	0	2	0	1	0	2	1	8	15	27	9	1
03-06	Virginia Tech	31	16	13	14	2	0	0	15	.419	12	0	0	0	1	0	1	0	5	11	21	6	1
03-07	Virginia Tech	39	14	18	14	3	0	6	39	.462	6	1	1	1	0	0	1	1	7	8	27	10	2
03-08	Virginia Tech	34	6	8	6	0	0	2	14	.235	7	0	2	0	2	1	0	1	12	11	27	8	0
03-10	West Georgia	31	14	16	13	1	1	5	34	.516	8	0	1	0	2	0	1	2	4	10	21	8	0
03-12	at Clemson	34	10	12	10	4	0	3	25	.353	3	0	1	0	0	0	0	0	13	6	21	12	0
03-13	at Clemson	37	9	8	9	1	0	2	15	.216	6	0	1	0	1	0	0	0	7	8	27	12	0
03-14	at Clemson	38	7	13	7	4	0	3	26	.342	0	0	0	1	0	0	0	1	8	4	24	8	1
03-17	at Auburn	30	2	3	2	0	0	0	3	.100	6	0	0	0	2	0	0	0	16	9	24	9	0
03-20	at Pitt	37	11	10	11	0	1	2	18	.270	7	0	1	1	2	0	0	0	13	8	27	9	0
03-21	at Pitt	36	9	10	9	5	0	2	21	.278	12	0	0	0	0	0	0	1	5	12	24	10	0
03-22	at Pitt	34	12	14	8	5	0	0	19	.412	4	0	0	0	0	1	0	1	4	6	21	3	0
03-27	NC State	27	3	4	3	1	0	2	11	.148	4	0	0	0	4	0	0	2	10	8	27	12	1
03-28	NC State	35	6	13	6	0	1	0	15	.371	5	0	0	0	0	1	0	0	13	11	27	12	1
03-29	NC State	31	10	10	10	3	0	2	19	.323	6	0	1	0	2	0	0	2	8	3	24	5	0
03-31	Auburn	32	13	11	11	2	0	4	25	.344	3	0	0	0	0	1	0	1	5	1	24	6	1
04-02	at California	33	17	11	14	4	1	3	26	.333	10	0	0	0	0	0	2	0	7	7	21	8	0
04-03	at California	32	7	7	7	2	0	3	18	.219	7	0	0	0	0	1	0	1	11	6	27	9	2
04-04	at California	36	9	12	9	2	1	1	19	.333	6	0	0	0	0	1	0	2	8	7	27	4	1
04-07	Kennesaw State	37	11	14	10	2	1	3	27	.378	4	0	0	0	0	0	0	1	7	6	27	6	1
04-09	Florida St.	34	4	10	3	0	0	1	13	.294	6	0	0	0	0	0	0	0	11	12	27	13	0
04-10	Florida St.	35	8	12	7	3	0	0	15	.343	7	0	0	0	0	0	0	1	10	10	27	8	0
04-11	Florida St.	35	17	16	16	3	0	4	31	.457	5	0	1	0	0	0	0	0	8	5	21	8	1
04-14	Georgia Southern	40	13	18	13	2	1	6	40	.450	3	0	0	0	2	0	0	2	6	8	27	16	1
04-17	at North Carolina	31	2	6	2	3	0	0	9	.194	5	0	0	0	1	0	1	1	7	9	24	5	2
04-18	at North Carolina	29	4	8	3	0	0	1	11	.276	6	0	0	0	1	0	0	3	5	8	23	7	0
04-19	at North Carolina	36	5	9	4	3	0	0	12	.250	5	0	0	0	0	0	0	0	10	9	27	10	0
04-21	vs. Georgia (N)	28	14	14	12	3	0	2	23	.500	7	0	1	0	1	0	3	1	3	7	21	3	0
Totals		1380	431	492	398	101	11	82	861	.357	266	1	28	5	51	7	18	35	311	339	989	332	31

TEAM GAME-BY-GAME - Pitching

(As of Apr 22, 2026)

Georgia Tech Team Game - by - Game Pitching

DATE	OPPONENT	IP	H	R	ER	BB	K	2B	3B	HR	WP	BK	HBP	DP	IBB	SCORE	W-L	SV	ERA
02-13	Bowling Green	9.0	9	5	3	6	13	1	0	1	0	0	1	2	0	11-5	1-0	0	3.00
02-14	Bowling Green	9.0	8	4	4	4	16	4	0	0	0	0	1	0	0	27-4	2-0	0	3.50
02-14	Bowling Green	7.0	4	2	2	4	8	0	0	0	0	0	0	0	0	12-2	3-0	1	3.24
02-17	at Georgia Southern	9.0	6	1	0	1	19	2	0	0	0	0	1	0	0	25-1	4-0	0	2.38
02-20	Stony Brook	9.0	9	5	5	3	14	2	0	1	2	0	2	0	0	14-5	5-0	0	2.93
02-20	Stony Brook	7.0	7	5	3	5	8	2	0	0	1	0	1	0	0	10-5	6-0	0	3.06
02-21	Stony Brook	10.0	8	5	5	3	7	3	0	0	0	0	0	1	0	6-5	7-0	0	3.30
02-22	Stony Brook	7.0	3	3	2	3	6	0	0	0	1	0	2	0	0	21-3	8-0	0	3.22
02-24	Georgia State	9.0	12	9	8	3	13	2	0	1	1	1	2	0	0	4-9	8-1	0	3.79
02-27	Northwestern	7.0	7	3	3	3	6	2	0	1	0	0	0	1	0	17-3	9-1	0	3.80
02-28	Northwestern	7.0	10	3	3	1	8	1	0	1	0	0	0	0	0	13-3	10-1	1	3.80
03-01	Northwestern	9.0	10	6	6	4	11	3	0	0	0	0	2	0	0	14-6	11-1	0	4.00
03-03	at Georgia St.	9.0	4	1	1	2	7	0	0	0	1	0	0	0	0	4-1	12-1	0	3.75
03-06	Virginia Tech	7.0	5	1	1	3	9	2	0	0	0	1	0	1	1	16-1	13-1	0	3.60
03-07	Virginia Tech	9.0	11	5	1	3	8	3	0	1	3	0	0	0	0	14-5	14-1	1	3.41
03-08	Virginia Tech	9.0	14	9	9	7	13	4	0	0	0	0	2	0	0	6-9	14-2	0	3.79
03-10	West Georgia	7.0	2	0	0	2	8	0	0	0	0	0	1	1	0	14-0	15-2	0	3.60
03-12	at Clemson	7.0	2	0	0	5	7	0	0	0	0	0	2	2	0	10-0	16-2	0	3.43
03-13	at Clemson	9.0	9	3	3	3	5	0	0	3	0	0	3	2	0	9-3	17-2	0	3.40
03-14	at Clemson	8.0	14	13	11	9	6	5	0	1	1	0	3	0	0	7-13	17-3	0	3.84
03-17	at Auburn	8.0	11	9	9	6	9	3	0	2	0	0	0	0	0	2-9	17-4	0	4.13
03-20	at Pitt	9.0	8	9	9	10	10	0	0	4	1	0	1	1	1	11-9	18-4	1	4.38
03-21	at Pitt	8.0	11	14	14	8	8	1	0	4	0	0	1	0	1	9-14	18-5	0	4.86
03-22	at Pitt	7.0	6	4	4	4	10	1	0	1	0	0	1	0	0	12-4	19-5	0	4.87
03-27	NC State	9.0	5	1	1	4	5	0	0	0	1	0	0	0	0	3-1	20-5	1	4.70
03-28	NC State	9.0	9	4	4	6	8	1	0	1	0	0	1	0	0	6-4	21-5	1	4.67
03-29	NC State	8.0	4	0	0	3	6	0	0	0	0	0	0	0	0	10-0	22-5	0	4.50
03-31	Auburn	8.0	6	3	3	4	8	2	0	1	0	0	0	0	0	13-3	23-5	0	4.46
04-02	at California	7.0	6	2	2	4	7	0	0	0	1	0	0	0	0	17-2	24-5	0	4.41
04-03	at California	9.0	5	2	0	1	13	1	0	0	1	0	0	1	0	7-2	25-5	0	4.24
04-04	at California	9.0	7	3	3	2	10	3	0	0	0	0	0	0	0	9-3	26-5	0	4.20
04-07	Kennesaw State	9.0	7	4	4	2	12	1	0	0	0	0	3	0	0	11-4	27-5	0	4.19
04-09	Florida St.	9.0	7	3	3	2	7	1	0	1	0	0	1	1	0	4-3	28-5	1	4.15
04-10	Florida St.	9.0	7	3	3	3	13	0	0	3	0	0	0	1	0	8-3	29-5	1	4.12
04-11	Florida St.	7.0	6	3	3	3	8	1	1	2	1	0	0	0	0	17-3	30-5	0	4.11
04-14	Georgia Southern	9.0	13	9	8	5	11	4	0	1	1	0	3	0	0	13-9	31-5	0	4.23
04-17	at North Carolina	8.0	11	5	4	3	11	2	0	3	0	0	0	0	0	2-5	31-6	0	4.24
04-18	at North Carolina	7.2	10	14	14	12	7	2	0	3	2	0	1	0	0	4-14	31-7	0	4.53
04-19	at North Carolina	9.0	8	2	2	5	6	2	0	0	0	0	1	0	0	5-2	32-7	1	4.46
04-21	vs. Georgia (N)	7.0	10	4	4	2	9	2	0	3	0	0	0	0	0	14-4	33-7	0	4.48
Totals		329.2	311	181	164	163	370	63	1	39	19	1	37	14	2	-	33-7	8	4.48

GAME-BY-GAME - Player Highs

OPPONENT	DATE	SCORE	Hitting								
			H	R	RBI	TB	BB	K	PO	A	E
Bowling Green	02-13-26	11-5	3-DANIEL BAKER	2-ZUCKERMAN ADVINCULA DANIEL BAKER	6-DANIEL	10-DANIEL	2-SCHMIDT ZUCKERMAN LACKEY	2-ZUCKERMAN	11-LACKEY	6-KERCE	1-ZUCKERMAN VICENS KERCE
Bowling Green	02-14-26	27-4	3-ZUCKERMAN LACKEY HERNANDEZ	3-SCHMIDT HERNANDEZ	6-HERNANDEZ	6-HERNANDEZ	2-SCHMIDT BROWN KERCE ROGERS	2-DANIEL	7-ROGERS	1-ADVINCULA PATEL KERCE	
Bowling Green	02-14-26	12-2	4-HERNANDEZ	3-BAKER	2-ZUCKERMAN ADVINCULA BAKER	5-HERNANDEZ	3-BAKER	2-LACKEY ROGERS	8-ROGERS	3-ZUCKERMAN	
Georgia Southern	02-17-26	25-1	3-SCHMIDT ZUCKERMAN BAKER BURRESS	3-LACKEY HERNANDEZ BURRESS	5-ZUCKERMAN	6-ZUCKERMAN	1-SCHMIDT ZUCKERMAN ADVINCULA BAKER BURRESS	2-BROWN DANIEL	11-LACKEY	3-LACKEY	1-ROGERS
Stony Brook	02-20-26	14-5	4-HERNANDEZ	3-SCHMIDT HERNANDEZ BAKER	4-KERCE	8-HERNANDEZ	2-SCHMIDT LACKEY ROGERS	3-ZUCKERMAN	15-ROGERS	2-ZUCKERMAN	
Stony Brook	02-20-26	10-5	2-ADVINCULA LACKEY KERCE ROGERS	2-LACKEY KERCE ROGERS	3-ADVINCULA LACKEY	8-LACKEY	2-LACKEY KERCE	2-ZUCKERMAN	8-LACKEY	3-KERCE	1-KERCE BURRESS
Stony Brook	02-21-26	6-5	3-HERNANDEZ	2-HERNANDEZ BURRESS	2-LACKEY	4-ZUCKERMAN BURRESS	2-LACKEY BURRESS	2-ZUCKERMAN	10-HERNANDEZ	3-ADVINCULA PATEL	1-LACKEY
Stony Brook	02-22-26	21-3	3-BURRESS	3-ZUCKERMAN BAKER	6-ROGERS	9-BURRESS	3-BAKER	2-LEWIS	6-HERNANDEZ	3-ZUCKERMAN	2-BROWN
Georgia State	02-24-26	4-9	2-ZUCKERMAN	1-ADVINCULA BAKER BURRESS LEWIS	2-ADVINCULA	4-ADVINCULA	2-LACKEY BURRESS	2-ROGERS HERNANDEZ	13-LACKEY	2-ADVINCULA BLAKELY ANGELAKOS	1-ZUCKERMAN HERNANDEZ BAKER
Northwestern	02-27-26	17-3	3-LACKEY	3-HERNANDEZ DANIEL BURRESS	4-ADVINCULA LACKEY	8-ADVINCULA	2-KERCE BAKER	1-ZUCKERMAN ROGERS LEWIS	5-HERNANDEZ	3-ADVINCULA MCKEE	1-MCKEE
Northwestern	02-28-26	13-3	4-ADVINCULA	4-BURRESS	5-BAKER	5-COUPET	1-LACKEY KERCE	2-ZUCKERMAN	8-ROGERS	3-ADVINCULA KERCE	1-KERCE BURRESS
Northwestern	03-01-26	14-6	3-ZUCKERMAN ROGERS	4-ZUCKERMAN	5-ROGERS	12-ZUCKERMAN	2-BURRESS	1-COUPET LACKEY KERCE ROGERS DANIEL	11-ROGERS	3-ZUCKERMAN	
Georgia St.	03-03-26	4-1	2-ZUCKERMAN DANIEL	1-BROSIUS ZUCKERMAN ADVINCULA HERNANDEZ	2-ZUCKERMAN	6-ZUCKERMAN	2-KERCE HERNANDEZ BURRESS	2-LACKEY HERNANDEZ	7-LACKEY ROGERS	2-ADVINCULA LACKEY KERCE	1-ROGERS
Virginia Tech	03-06-26	16-1	3-KERCE	3-BAKER	3-KERCE	4-KERCE	3-LACKEY	1-BROSIUS COUPET LACKEY HERNANDEZ DANIEL	6-LACKEY	2-ADVINCULA BAKER	1-BALLARD
Virginia Tech	03-07-26	14-5	4-SCHMIDT	3-ADVINCULA HERNANDEZ	5-LACKEY	8-DANIEL	2-ADVINCULA	3-DANIEL	10-SCHMIDT	3-ZUCKERMAN ADVINCULA	1-LOY BAKER
Virginia Tech	03-08-26	6-9	2-ZUCKERMAN HERNANDEZ BURRESS	2-SCHMIDT ZUCKERMAN	2-ZUCKERMAN	5-ZUCKERMAN	2-ZUCKERMAN	3-BAKER	9-LACKEY	3-KERCE	
West Georgia	03-10-26	14-0	4-HERNANDEZ	3-HERNANDEZ BURRESS	3-ADVINCULA	9-LACKEY	2-BURRESS	2-ZUCKERMAN	6-HERNANDEZ	2-ZUCKERMAN ADVINCULA	
Clemson	03-12-26	10-0	3-LACKEY KERCE	2-ADVINCULA LACKEY BURRESS	3-BURRESS	8-BURRESS	1-LACKEY HERNANDEZ BAKER	3-ZUCKERMAN BURRESS	9-SCHMIDT	5-ZUCKERMAN	
Clemson	03-13-26	9-3	2-SCHMIDT LACKEY	2-ZUCKERMAN LACKEY	4-SCHMIDT	5-SCHMIDT LACKEY	1-SCHMIDT ADVINCULA LACKEY HERNANDEZ DANIEL BAKER	1-SCHMIDT ZUCKERMAN KERCE HERNANDEZ DANIEL BAKER BURRESS	13-SCHMIDT	6-KERCE	
Clemson	03-14-26	7-13	3-KERCE BAKER	3-BAKER	4-KERCE	8-BAKER		3-BURRESS	6-SCHMIDT LACKEY	2-ZUCKERMAN ADVINCULA	1-ZUCKERMAN

GAME-BY-GAME - Player Highs - Continued

OPPONENT	DATE	SCORE	H	R	RBI	TB	BB	K	PO	A	E
Auburn	03-17-26	2-9	2- ADVINCULA	1- ROGERS BURRESS	2- ADVINCULA	2- ADVINCULA	2- SCHMIDT BURRESS	3- HERNANDEZ	8- SCHMIDT	3- KERCE ROGERS	
Pitt	03-20-26	11-9	3- ADVINCULA	2- ADVINCULA LACKEY	4- HERNANDEZ	5- HERNANDEZ	2- SCHMIDT HERNANDEZ	3- ZUCKERMAN BAKER	10- LACKEY	5- KERCE	
Pitt	03-21-26	9-14	3- KERCE	2- LACKEY ROGERS BURRESS	2- KERCE ROGERS	5- KERCE ROGERS	3- HERNANDEZ	2- ZUCKERMAN	7- ROGERS	4- ADVINCULA	
Pitt	03-22-26	12-4	3- ADVINCULA KERCE	3- SCHMIDT ZUCKERMAN	2- KERCE	4- ADVINCULA KERCE	2- SCHMIDT ZUCKERMAN	1- BROSIUS LACKEY HERNANDEZ BURRESS	10- LACKEY	2- ZUCKERMAN	
NC State	03-27-26	3-1	2- ADVINCULA	1- ADVINCULA KERCE BURRESS	2- ADVINCULA	5- ADVINCULA	2- BURRESS	3- SCHMIDT BAKER	14- SCHMIDT	5- ADVINCULA	1- MCKEE
NC State	03-28-26	6-4	3- SCHMIDT ADVINCULA BURRESS	3- BURRESS	3- SCHMIDT	5- BURRESS	2- BAKER	4- HERNANDEZ	11- SCHMIDT	3- ZUCKERMAN KERCE	1- HERNANDEZ
NC State	03-29-26	10-0	2- BROSIUS ADVINCULA LACKEY	2- BROSIUS ZUCKERMAN LACKEY	2- SCHMIDT ZUCKERMAN LACKEY	6- LACKEY	2- BURRESS	3- ROGERS	7- SCHMIDT ROGERS	2- KERCE	
Auburn	03-31-26	13-3	2- KERCE BURRESS	3- KERCE	3- BURRESS	5- KERCE	2- SCHMIDT	1- BROSIUS ZUCKERMAN LACKEY HERNANDEZ BAKER	8- LACKEY	2- ZUCKERMAN ADVINCULA	1- SCHMIDT
California	04-02-26	17-2	3- ADVINCULA BAKER	4- LACKEY	5- ADVINCULA	9- BAKER	3- HERNANDEZ	2- ZUCKERMAN	4- SCHMIDT LACKEY	3- KERCE	
California	04-03-26	7-2	2- BURRESS	2- SCHMIDT	3- ZUCKERMAN	4- SCHMIDT ZUCKERMAN HERNANDEZ	2- ADVINCULA BAKER	3- HERNANDEZ	13- LACKEY	4- ADVINCULA	2- KERCE
California	04-04-26	9-3	3- ADVINCULA HERNANDEZ BURRESS	3- BURRESS	3- ADVINCULA	6- ADVINCULA BURRESS	3- ZUCKERMAN	2- ZUCKERMAN KERCE	9- ROGERS	2- KERCE	1- SCHMIDT
Kennesaw State	04-07-26	11-4	3- LACKEY	2- SCHMIDT KERCE DANIEL	3- SCHMIDT LACKEY	8- SCHMIDT	1- KERCE HERNANDEZ DANIEL BURRESS	2- DANIEL	9- LACKEY	3- ADVINCULA	1- ZUCKERMAN
Florida St.	04-09-26	4-3	2- ZUCKERMAN ADVINCULA KERCE BAKER	2- BAKER	1- KERCE BAKER BURRESS	5- BAKER	3- BROSIUS	3- HERNANDEZ	9- SCHMIDT	5- KERCE	
Florida St.	04-10-26	8-3	3- ADVINCULA KERCE	2- LACKEY BURRESS	2- ZUCKERMAN LACKEY HERNANDEZ	5- KERCE	2- SCHMIDT BURRESS	2- ZUCKERMAN DANIEL BAKER	13- LACKEY	3- ZUCKERMAN	
Florida St.	04-11-26	17-3	4- BURRESS	4- BURRESS	5- KERCE	7- BURRESS	2- LACKEY	3- ZUCKERMAN	6- SCHMIDT LACKEY	4- ZUCKERMAN	1- KERCE
Georgia Southern	04-14-26	13-9	5- ZUCKERMAN	4- ZUCKERMAN	4- ZUCKERMAN	11- ZUCKERMAN	2- HERNANDEZ	2- LACKEY	13- SCHMIDT	4- ADVINCULA KERCE	1- ZUCKERMAN
North Carolina	04-17-26	2-5	2- DANIEL	1- ADVINCULA LACKEY	1- SCHMIDT ZUCKERMAN	3- DANIEL	2- SCHMIDT	3- ZUCKERMAN	12- LACKEY	2- KERCE	1- MCKEE KERCE
North Carolina	04-18-26	4-14	2- ZUCKERMAN	2- SCHMIDT	1- SCHMIDT ADVINCULA LACKEY	4- SCHMIDT	1- SCHMIDT KERCE HERNANDEZ DANIEL BAKER BURRESS	2- ZUCKERMAN	7- SCHMIDT	3- KERCE	
North Carolina	04-19-26	5-2	2- SCHMIDT ADVINCULA BURRESS	2- BURRESS	1- SCHMIDT ZUCKERMAN ADVINCULA DANIEL	3- SCHMIDT BURRESS	2- BROSIUS KERCE	2- SCHMIDT ZUCKERMAN	11- SCHMIDT	5- KERCE	
Georgia (N)	04-21-26	14-4	4- BURRESS	3- KERCE BAKER	3- ADVINCULA BURRESS	5- BAKER	1- SCHMIDT ZUCKERMAN ADVINCULA LACKEY KERCE BAKER BURRESS	2- ZUCKERMAN	8- LACKEY	2- KERCE	

GAME-BY-GAME - Pitcher Highs

OPPONENT	DATE	SCORE	IP	Pitching					
				H	R	ER	BB	K	
Bowling Green	02-13-26	11-5	5-MCKEE	5-WILLCOX	3-WILLCOX	2-WILLCOX	2-WILLCOX VICENS	6-MCKEE	
Bowling Green	02-14-26	27-4	5-PATEL	5-PATEL	2-PATEL ANGELAKOS	2-PATEL ANGELAKOS	2-PATEL BUURSEMA	7-PATEL	
Bowling Green	02-14-26	12-2	3.2-UNDERWOOD	4-UNDERWOOD	2-UNDERWOOD	2-UNDERWOOD	2-UNDERWOOD	4-UNDERWOOD	
Georgia Southern	02-17-26	25-1	3-BLAKELY	2-BALLARD BLAKELY	1-LANKIE		1-MCKELVEY	6-LOY	
Stony Brook	02-20-26	14-5	4-MCKEE	3-MCKEE	2-GAUDETTE MCKEE	2-GAUDETTE MCKEE	3-MCKEE	6-MCKEE	
Stony Brook	02-20-26	10-5	2-SHADEK	3-SPIVEY	3-SHADEK	2-SPIVEY	4-SPIVEY	2-VICENS SHADEK MCKELVEY	
Stony Brook	02-21-26	6-5	5.2-LOY	8-PATEL	5-PATEL	5-PATEL	1-BALLARD PATEL LOY	6-LOY	
Stony Brook	02-22-26	21-3	4-UNDERWOOD	3-WILLCOX	3-WILLCOX	2-WILLCOX	2-UNDERWOOD	4-UNDERWOOD	
Georgia State	02-24-26	4-9	4-BLAKELY	3-BLAKELY VICENS	3-VICENS CAMPBELL	3-VICENS CAMPBELL	2-BLAKELY	9-BLAKELY	
Northwestern	02-27-26	17-3	4.1-MCKEE	6-MCKEE	3-MCKEE	3-MCKEE	2-MCKEE	3-MCKEE BUURSEMA	
Northwestern	02-28-26	13-3	4-LOY	9-LOY	3-LOY	3-LOY	1-LANKIE	4-LANKIE LOY	
Northwestern	03-01-26	14-6	4-SHADEK	3-UNDERWOOD SHADEK BARFIELD	4-UNDERWOOD	4-UNDERWOOD	2-SHADEK	7-SHADEK	
Georgia St.	03-03-26	4-1	5-ANGELAKOS	2-ANGELAKOS	1-WILLCOX	1-WILLCOX	1-WILLCOX SPIVEY	5-ANGELAKOS	
Virginia Tech	03-06-26	16-1	3-BALLARD MCKEE	4-MCKEE	1-MCKEE	1-MCKEE	2-MCKEE	5-BALLARD	
Virginia Tech	03-07-26	14-5	4.2-LOY	6-LOY	5-LOY	1-LOY	2-VICENS	3-LOY	
Virginia Tech	03-08-26	6-9	2.1-UNDERWOOD SPIVEY	5-SPIVEY	3-SPIVEY	3-SPIVEY	3-UNDERWOOD	4-CAMPBELL	
West Georgia	03-10-26	14-0	3.1-ANGELAKOS	2-ANGELAKOS			2-BUURSEMA	3-WILLCOX	
Clemson	03-12-26	10-0	6-MCKEE	1-MCKEE LANKIE			5-MCKEE	7-MCKEE	
Clemson	03-13-26	9-3	4.1-LOY	5-LOY	2-LOY	2-LOY	1-GAUDETTE PATEL LOY	3-GAUDETTE	
Clemson	03-14-26	7-13	4.1-BLAKELY	7-BLAKELY	6-BLAKELY	6-BLAKELY	2-SPIVEY SHADEK CAMPBELL	3-BLAKELY	
Auburn	03-17-26	2-9	2.2-LANKIE	5-ANGELAKOS	4-ANGELAKOS	4-ANGELAKOS	1-GAUDETTE BALLARD BARFIELD LANKIE ANGELAKOS CAMPBELL	4-BALLARD	
Pitt	03-20-26	11-9	4-MCKEE	6-MCKEE	6-MCKEE	6-MCKEE	5-MCKEE	6-MCKEE	
Pitt	03-21-26	9-14	3-BUURSEMA	4-WILLCOX LOY	5-LOY	5-LOY	2-WILLCOX BALLARD BUURSEMA	3-BUURSEMA	
Pitt	03-22-26	12-4	4-BLAKELY	4-LANKIE	4-LANKIE	4-LANKIE	2-BLAKELY BARFIELD	5-BLAKELY	
NC State	03-27-26	3-1	7.1-MCKEE	4-MCKEE	1-MCKEE	1-MCKEE	4-MCKEE	3-MCKEE	
NC State	03-28-26	6-4	3.1-GAUDETTE	5-BUURSEMA	3-BUURSEMA	3-BUURSEMA	4-BUURSEMA	3-GAUDETTE	
NC State	03-29-26	10-0	7-BLAKELY	4-BLAKELY			2-SHADEK	3-BLAKELY SHADEK	
Auburn	03-31-26	13-3	1.2-UNDERWOOD LOY	4-UNDERWOOD	3-UNDERWOOD	3-UNDERWOOD	2-UNDERWOOD	2-WILLCOX SPIVEY BALLARD	
California	04-02-26	17-2	4-MCKEE	3-MCKEE	2-MCKELVEY	2-MCKELVEY	2-MCKELVEY	4-MCKEE	
California	04-03-26	7-2	4-BUURSEMA	2-LANKIE BUURSEMA	1-LANKIE BUURSEMA		1-BUURSEMA	6-BUURSEMA	
California	04-04-26	9-3	5.1-BLAKELY	3-SHADEK	3-SHADEK	3-SHADEK	2-SHADEK	6-BLAKELY	
Kennesaw State	04-07-26	11-4	2.1-BALLARD	3-WILLCOX BALLARD	3-WILLCOX	3-WILLCOX	1-WILLCOX BALLARD	3-BALLARD VICENS	
Florida St.	04-09-26	4-3	6-MCKEE	4-MCKEE	3-MCKEE	3-MCKEE	2-MCKEE	7-MCKEE	
Florida St.	04-10-26	8-3	4-BUURSEMA	3-GAUDETTE BUURSEMA	1-GAUDETTE LOY BUURSEMA	1-GAUDETTE LOY BUURSEMA	2-LOY	7-BUURSEMA	
Florida St.	04-11-26	17-3	5-BLAKELY	6-BLAKELY	3-BLAKELY	3-BLAKELY	2-LANKIE	5-BLAKELY	
Georgia Southern	04-14-26	13-9	3.1-BALLARD	5-BALLARD	4-UNDERWOOD	4-UNDERWOOD	3-SPIVEY	3-BALLARD SHADEK	
North Carolina	04-17-26	2-5	2.2-SHADEK	7-MCKEE	5-MCKEE	4-MCKEE	1-GAUDETTE MCKEE SHADEK	3-GAUDETTE MCKEE SHADEK	
North Carolina	04-18-26	4-14	2.2-ANGELAKOS	3-WILLCOX BUURSEMA	7-BUURSEMA	7-BUURSEMA	4-BUURSEMA	2-ANGELAKOS BUURSEMA	
North Carolina	04-19-26	5-2	4-PATEL	4-BLAKELY	2-BLAKELY	2-BLAKELY	3-BLAKELY	3-BLAKELY	
Georgia (N)	04-21-26	14-4	4.1-BALLARD	8-BALLARD	4-BALLARD	4-BALLARD	2-BALLARD	5-BALLARD	

STARTER SUMMARY

Georgia Tech Starters Summary

PLAYER	GS	Position											Batting Order								
		P	C	1B	2B	3B	SS	LF	CF	RF	OF	DH	1ST	2ND	3RD	4TH	5TH	6TH	7TH	8TH	9TH
2 ADVINCULA, Jarren	40	.	.	.	4.	6	1	33
3 KERCE, Carson	40	4.	2	1	8	7	22
8 BURRESS, Drew	40	4.	.	.	.	32	8
11 ZUCKERMAN, Ryan	40	.	.	1	.	39	5	33	2	.	.	.
25 LACKEY, Vahn	40	.	27	2	.	1	1.	.	13	1	2.	6
4 HERNANDEZ, Alex	39	.	.	8	.	.	.	4	.	23	.	4	.	18	.	19	1	1	.	.	.
7 BAKER, Will	37	2	.	17	.	18	.	.	1	1	6	.	2.	5	4
10 SCHMIDT, Kent	32	.	.	29	3	.	.	5	.	22	4	1	.	.
6 DANIEL, Caleb	25	25	1	8	11	5	.
34 ROGERS, Drew	16	.	13	3	1	13	2
22 MCKEE, Tate	10	1.
1 BROSIUS, Parker	9	9	2	7
24 BLAKELY, Jackson	7	7
15 UNDERWOOD, Cooper	6	6
37 LOY, Dylan	5	5
99 BUURSEMA, Porter	4	4
43 ANGELAKOS, Dimitri	3	3
29 PATEL, Mason	2	2
9 LEWIS, Coleman	1	1	1	.
16 WILLCOX, Charlie	1	1
19 COUPET, Nathanael	1	1	1	.
21 BALLARD, Carson	1	1
31 SHADEK, Justin	1	1

PLAYER GAME HIGHS
#2 ADVINCULA, Jarren

HIGH	STAT	LOW
6 - 5X Last at Pitt 03-21-26	PLATE APPEARANCES	3 vs. Stony Brook 02-22-26
6 at Pitt 03-21-26	AT BATS	3 - 9X Last at North Carolina 04-17-26
4 vs. Northwestern 02-28-26	HITS	0 - 4X Last vs. Kennesaw State 04-07-26
3 vs. Virginia Tech 03-07-26	RUNS SCORED	0 - 11X Last vs. Georgia 04-21-26
5 at California 04-02-26	RBI's	0 - 15X Last at North Carolina 04-17-26
2 at California 04-02-26	DOUBLES	0 - 34X Last vs. Georgia 04-21-26
1 - 2X Last at California 04-04-26	TRIPLES	0 - 38X Last vs. Georgia 04-21-26
2 vs. Northwestern 02-27-26	HOMERUNS	0 - 35X Last vs. Georgia 04-21-26
8 vs. Northwestern 02-27-26	TOTAL BASES	0 - 4X Last vs. Kennesaw State 04-07-26
2 - 3X Last at California 04-03-26	WALKS	0 - 23X Last at North Carolina 04-19-26
2 - 2X Last at Clemson 03-12-26	STRIKEOUTS	0 - 28X Last vs. Georgia 04-21-26
2 vs. Bowling Green 02-13-26	STOLEN BASES	0 - 36X Last vs. Georgia 04-21-26
4 - 2X Last vs. Florida St. 04-09-26	PUTOUTS	0 - 13X Last vs. Kennesaw State 04-07-26
5 vs. NC State 03-27-26	ASSISTS	0 - 9X Last vs. Georgia 04-21-26
0 - 40X Last vs. Georgia 04-21-26	ERRORS	0 - 40X Last vs. Georgia 04-21-26

#3 KERCE, Carson

HIGH	STAT	LOW
5 - 11X Last vs. Georgia 04-21-26	PLATE APPEARANCES	3 - 4X Last at California 04-02-26
5 - 5X Last vs. Georgia Southern 04-14-26	AT BATS	1 vs. Bowling Green 02-14-26
3 - 8X Last vs. Florida St. 04-11-26	HITS	0 - 13X Last at North Carolina 04-19-26
3 - 2X Last vs. Georgia 04-21-26	RUNS SCORED	0 - 12X Last at North Carolina 04-19-26
5 vs. Florida St. 04-11-26	RBI's	0 - 23X Last vs. Georgia 04-21-26
2 - 5X Last vs. Florida St. 04-10-26	DOUBLES	0 - 23X Last at North Carolina 04-19-26
1 vs. Stony Brook 02-20-26	TRIPLES	0 - 39X Last vs. Georgia 04-21-26
1 - 4X Last vs. Florida St. 04-11-26	HOMERUNS	0 - 36X Last vs. Georgia 04-21-26
7 at Clemson 03-14-26	TOTAL BASES	0 - 13X Last at North Carolina 04-19-26
2 - 5X Last at North Carolina 04-19-26	WALKS	0 - 24X Last at North Carolina 04-17-26
2 - 2X Last at California 04-04-26	STRIKEOUTS	0 - 23X Last at North Carolina 04-18-26
1 - 2X Last at Pitt 03-20-26	STOLEN BASES	0 - 38X Last vs. Georgia 04-21-26
4 - 3X Last at Clemson 03-14-26	PUTOUTS	0 - 18X Last vs. Georgia 04-21-26
6 - 2X Last at Clemson 03-13-26	ASSISTS	0 - 5X Last at Pitt 03-22-26
2 at California 04-03-26	ERRORS	0 - 34X Last vs. Georgia 04-21-26

#8 BURRESS, Drew

HIGH	STAT	LOW
6 - 7X Last at Pitt 03-21-26	PLATE APPEARANCES	4 - 5X Last at North Carolina 04-18-26
5 - 15X Last at North Carolina 04-19-26	AT BATS	2 - 3X Last vs. NC State 03-27-26
4 - 2X Last vs. Georgia 04-21-26	HITS	0 - 11X Last at North Carolina 04-17-26
4 - 2X Last vs. Florida St. 04-11-26	RUNS SCORED	0 - 13X Last at North Carolina 04-18-26
3 - 4X Last vs. Georgia 04-21-26	RBI's	0 - 19X Last at North Carolina 04-19-26
2 vs. Northwestern 02-27-26	DOUBLES	0 - 29X Last vs. Georgia 04-21-26
1 - 3X Last vs. Georgia Southern 04-14-26	TRIPLES	0 - 37X Last vs. Georgia 04-21-26
2 at Clemson 03-12-26	HOMERUNS	0 - 34X Last vs. Georgia 04-21-26
9 vs. Stony Brook 02-22-26	TOTAL BASES	0 - 11X Last at North Carolina 04-17-26
2 - 11X Last vs. Florida St. 04-10-26	WALKS	0 - 18X Last at North Carolina 04-19-26
3 - 2X Last at Clemson 03-14-26	STRIKEOUTS	0 - 18X Last vs. Georgia 04-21-26
2 vs. Bowling Green 02-13-26	STOLEN BASES	0 - 36X Last at North Carolina 04-19-26
5 - 2X Last vs. Kennesaw State 04-07-26	PUTOUTS	0 - 7X Last at North Carolina 04-17-26
2 vs. Stony Brook 02-21-26	ASSISTS	0 - 38X Last vs. Georgia 04-21-26
1 - 2X Last vs. Northwestern 02-28-26	ERRORS	0 - 38X Last vs. Georgia 04-21-26

PLAYER GAME HIGHS
#11 ZUCKERMAN, Ryan

HIGH	STAT	LOW
6 at Georgia Southern 02-17-26	PLATE APPEARANCES	3 - 2X Last at California 04-02-26
5 - 8X Last vs. Georgia Southern 04-14-26	AT BATS	1 vs. Stony Brook 02-22-26
5 vs. Georgia Southern 04-14-26	HITS	0 - 7X Last at North Carolina 04-19-26
4 - 2X Last vs. Georgia Southern 04-14-26	RUNS SCORED	0 - 14X Last at North Carolina 04-19-26
5 at Georgia Southern 02-17-26	RBIs	0 - 14X Last at North Carolina 04-18-26
1 - 10X Last vs. Florida St. 04-11-26	DOUBLES	0 - 30X Last vs. Georgia 04-21-26
1 at Georgia Southern 02-17-26	TRIPLES	0 - 39X Last vs. Georgia 04-21-26
3 vs. Northwestern 03-01-26	HOMERUNS	0 - 28X Last at North Carolina 04-19-26
12 vs. Northwestern 03-01-26	TOTAL BASES	0 - 7X Last at North Carolina 04-19-26
3 at California 04-04-26	WALKS	0 - 23X Last at North Carolina 04-19-26
3 - 5X Last at North Carolina 04-17-26	STRIKEOUTS	0 - 7X Last vs. Georgia Southern 04-14-26
1 vs. Virginia Tech 03-08-26	STOLEN BASES	0 - 39X Last vs. Georgia 04-21-26
2 - 2X Last at North Carolina 04-17-26	PUTOUTS	0 - 27X Last at North Carolina 04-18-26
5 at Clemson 03-12-26	ASSISTS	0 - 11X Last vs. Georgia 04-21-26
1 - 5X Last vs. Georgia Southern 04-14-26	ERRORS	0 - 35X Last vs. Georgia 04-21-26

#25 LACKEY, Vahn

HIGH	STAT	LOW
6 vs. Stony Brook 02-21-26	PLATE APPEARANCES	3 - 3X Last vs. NC State 03-29-26
5 - 6X Last vs. Florida St. 04-09-26	AT BATS	1 - 2X Last vs. Georgia 04-21-26
3 - 6X Last vs. Kennesaw State 04-07-26	HITS	0 - 9X Last vs. Georgia 04-21-26
4 at California 04-02-26	RUNS SCORED	0 - 8X Last at North Carolina 04-18-26
5 vs. Virginia Tech 03-07-26	RBIs	0 - 15X Last at North Carolina 04-19-26
1 - 10X Last at California 04-02-26	DOUBLES	0 - 30X Last vs. Georgia 04-21-26
1 - 2X Last vs. Kennesaw State 04-07-26	TRIPLES	0 - 38X Last vs. Georgia 04-21-26
2 vs. Stony Brook 02-20-26	HOMERUNS	0 - 29X Last vs. Georgia 04-21-26
9 vs. West Georgia 03-10-26	TOTAL BASES	0 - 9X Last vs. Georgia 04-21-26
3 vs. Virginia Tech 03-06-26	WALKS	0 - 16X Last at North Carolina 04-18-26
2 - 6X Last vs. Georgia Southern 04-14-26	STRIKEOUTS	0 - 21X Last vs. Georgia 04-21-26
2 vs. Stony Brook 02-22-26	STOLEN BASES	0 - 34X Last vs. Georgia 04-21-26
13 - 3X Last vs. Florida St. 04-10-26	PUTOUTS	0 - 10X Last vs. Georgia Southern 04-14-26
3 at Georgia Southern 02-17-26	ASSISTS	0 - 26X Last at North Carolina 04-19-26
1 vs. Stony Brook 02-21-26	ERRORS	0 - 39X Last vs. Georgia 04-21-26

PLAYER GAME HIGHS
#4 HERNANDEZ, Alex

HIGH	STAT	LOW
6 - 2X Last at Pitt 03-21-26	PLATE APPEARANCES	2 vs. Northwestern 02-28-26
5 - 9X Last at North Carolina 04-19-26	AT BATS	1 - 2X Last at California 04-02-26
4 - 3X Last vs. West Georgia 03-10-26	HITS	0 - 9X Last vs. Florida St. 04-09-26
3 - 6X Last vs. West Georgia 03-10-26	RUNS SCORED	0 - 12X Last at North Carolina 04-18-26
6 vs. Bowling Green 02-14-26	RBIs	0 - 19X Last at North Carolina 04-19-26
2 vs. Georgia 04-21-26	DOUBLES	0 - 33X Last at North Carolina 04-19-26
0 - 39X Last vs. Georgia 04-21-26	TRIPLES	0 - 39X Last vs. Georgia 04-21-26
1 - 7X Last vs. Georgia Southern 04-14-26	HOMERUNS	0 - 32X Last vs. Georgia 04-21-26
8 vs. Stony Brook 02-20-26	TOTAL BASES	0 - 9X Last vs. Florida St. 04-09-26
3 - 2X Last at California 04-02-26	WALKS	0 - 18X Last vs. Georgia 04-21-26
4 vs. NC State 03-28-26	STRIKEOUTS	0 - 14X Last vs. Georgia 04-21-26
1 - 2X Last at Georgia Southern 02-17-26	STOLEN BASES	0 - 37X Last vs. Georgia 04-21-26
11 vs. Georgia State 02-24-26	PUTOUTS	0 - 9X Last at North Carolina 04-18-26
1 - 10X Last at North Carolina 04-19-26	ASSISTS	0 - 29X Last vs. Georgia 04-21-26
1 - 2X Last vs. NC State 03-28-26	ERRORS	0 - 37X Last vs. Georgia 04-21-26

#7 BAKER, Will

HIGH	STAT	LOW
5 - 15X Last vs. Georgia Southern 04-14-26	PLATE APPEARANCES	1 vs. NC State 03-29-26
5 - 4X Last vs. Georgia Southern 04-14-26	AT BATS	1 - 2X Last at California 04-03-26
3 - 5X Last vs. Georgia Southern 04-14-26	HITS	0 - 11X Last at North Carolina 04-19-26
3 - 7X Last vs. Georgia 04-21-26	RUNS SCORED	0 - 14X Last at North Carolina 04-19-26
5 vs. Northwestern 02-28-26	RBIs	0 - 20X Last at North Carolina 04-19-26
2 at Clemson 03-14-26	DOUBLES	0 - 25X Last vs. Georgia 04-21-26
1 at Pitt 03-20-26	TRIPLES	0 - 38X Last vs. Georgia 04-21-26
2 at California 04-02-26	HOMERUNS	0 - 34X Last at North Carolina 04-19-26
9 at California 04-02-26	TOTAL BASES	0 - 11X Last at North Carolina 04-19-26
3 - 2X Last vs. Stony Brook 02-22-26	WALKS	0 - 17X Last at North Carolina 04-19-26
3 - 3X Last vs. NC State 03-27-26	STRIKEOUTS	0 - 23X Last vs. Georgia 04-21-26
1 vs. Stony Brook 02-21-26	STOLEN BASES	0 - 38X Last vs. Georgia 04-21-26
5 vs. Northwestern 02-28-26	PUTOUTS	0 - 25X Last vs. Georgia 04-21-26
2 vs. Virginia Tech 03-06-26	ASSISTS	0 - 36X Last vs. Georgia 04-21-26
1 - 2X Last vs. Virginia Tech 03-07-26	ERRORS	0 - 37X Last vs. Georgia 04-21-26

#6 DANIEL, Caleb

HIGH	STAT	LOW
5 - 10X Last at Pitt 03-20-26	PLATE APPEARANCES	1 - 5X Last vs. Georgia Southern 04-14-26
5 - 2X Last vs. Virginia Tech 03-07-26	AT BATS	1 - 7X Last vs. Georgia Southern 04-14-26
3 vs. Bowling Green 02-13-26	HITS	0 - 12X Last vs. Georgia 04-21-26
3 vs. Northwestern 02-27-26	RUNS SCORED	0 - 14X Last at North Carolina 04-19-26
6 vs. Bowling Green 02-13-26	RBIs	0 - 20X Last at North Carolina 04-18-26
1 - 8X Last at North Carolina 04-19-26	DOUBLES	0 - 27X Last vs. Georgia 04-21-26
0 - 35X Last vs. Georgia 04-21-26	TRIPLES	0 - 35X Last vs. Georgia 04-21-26
2 - 2X Last vs. Virginia Tech 03-07-26	HOMERUNS	0 - 28X Last vs. Georgia 04-21-26
10 vs. Bowling Green 02-13-26	TOTAL BASES	0 - 12X Last vs. Georgia 04-21-26
1 - 12X Last at North Carolina 04-18-26	WALKS	0 - 23X Last vs. Georgia 04-21-26
3 vs. Virginia Tech 03-07-26	STRIKEOUTS	0 - 14X Last vs. Georgia 04-21-26
0 - 35X Last vs. Georgia 04-21-26	STOLEN BASES	0 - 35X Last vs. Georgia 04-21-26
4 - 2X Last vs. Virginia Tech 03-08-26	PUTOUTS	0 - 17X Last at North Carolina 04-19-26
0 - 36X Last vs. Georgia 04-21-26	ASSISTS	0 - 36X Last vs. Georgia 04-21-26
0 - 36X Last vs. Georgia 04-21-26	ERRORS	0 - 36X Last vs. Georgia 04-21-26

PLAYER GAME HIGHS
#1 BROSIUS, Parker

HIGH	STAT	LOW
5 at Pitt 03-21-26	PLATE APPEARANCES	1 - 10X Last at California 04-02-26
3 - 3X Last vs. NC State 03-29-26	AT BATS	0 - 5X Last at North Carolina 04-19-26
2 vs. NC State 03-29-26	HITS	0 - 16X Last at North Carolina 04-19-26
2 vs. NC State 03-29-26	RUNS SCORED	0 - 17X Last at North Carolina 04-19-26
4 vs. Bowling Green 02-14-26	RBIs	0 - 13X Last at North Carolina 04-19-26
1 - 3X Last at Clemson 03-13-26	DOUBLES	0 - 20X Last at North Carolina 04-19-26
0 - 23X Last at North Carolina 04-19-26	TRIPLES	0 - 23X Last at North Carolina 04-19-26
1 - 3X Last vs. NC State 03-29-26	HOMERUNS	0 - 20X Last at North Carolina 04-19-26
5 vs. NC State 03-29-26	TOTAL BASES	0 - 16X Last at North Carolina 04-19-26
3 vs. Florida St. 04-09-26	WALKS	0 - 14X Last vs. Florida St. 04-10-26
2 vs. NC State 03-28-26	STRIKEOUTS	0 - 16X Last at North Carolina 04-19-26
2 vs. Stony Brook 02-20-26	STOLEN BASES	0 - 21X Last at North Carolina 04-19-26
3 - 2X Last vs. Florida St. 04-09-26	PUTOUTS	0 - 22X Last at North Carolina 04-18-26
0 - 33X Last at North Carolina 04-19-26	ASSISTS	0 - 33X Last at North Carolina 04-19-26
0 - 33X Last at North Carolina 04-19-26	ERRORS	0 - 33X Last at North Carolina 04-19-26

#10 SCHMIDT, Kent

HIGH	STAT	LOW
6 - 2X Last vs. Bowling Green 02-14-26	PLATE APPEARANCES	3 at Pitt 03-21-26
5 - 2X Last at California 04-04-26	AT BATS	1 at North Carolina 04-17-26
4 vs. Virginia Tech 03-07-26	HITS	0 - 11X Last vs. Georgia Southern 04-14-26
3 - 3X Last at Pitt 03-22-26	RUNS SCORED	0 - 13X Last at North Carolina 04-19-26
4 at Clemson 03-13-26	RBIs	0 - 12X Last vs. Georgia 04-21-26
1 - 6X Last at North Carolina 04-19-26	DOUBLES	0 - 26X Last vs. Georgia 04-21-26
0 - 32X Last vs. Georgia 04-21-26	TRIPLES	0 - 32X Last vs. Georgia 04-21-26
2 vs. Kennesaw State 04-07-26	HOMERUNS	0 - 28X Last vs. Georgia 04-21-26
8 vs. Kennesaw State 04-07-26	TOTAL BASES	0 - 11X Last vs. Georgia Southern 04-14-26
2 - 9X Last at North Carolina 04-17-26	WALKS	0 - 9X Last at North Carolina 04-19-26
3 vs. NC State 03-27-26	STRIKEOUTS	0 - 14X Last vs. Georgia 04-21-26
1 - 2X Last at Clemson 03-13-26	STOLEN BASES	0 - 30X Last vs. Georgia 04-21-26
14 vs. NC State 03-27-26	PUTOUTS	0 - 3X Last vs. West Georgia 03-10-26
2 vs. NC State 03-28-26	ASSISTS	0 - 23X Last vs. Georgia 04-21-26
1 - 2X Last at California 04-04-26	ERRORS	0 - 30X Last vs. Georgia 04-21-26

PLAYER GAME HIGHS
#34 ROGERS, Drew

HIGH	STAT	LOW
5 - 5X Last vs. Georgia Southern 04-14-26	PLATE APPEARANCES	1 vs. Northwestern 02-27-26
5 vs. Northwestern 03-01-26	AT BATS	1 vs. Northwestern 02-27-26
3 vs. Northwestern 03-01-26	HITS	0 - 10X Last at California 04-04-26
3 vs. Northwestern 03-01-26	RUNS SCORED	0 - 9X Last at California 04-02-26
6 vs. Stony Brook 02-22-26	RBI's	0 - 12X Last at California 04-04-26
1 vs. Stony Brook 02-20-26	DOUBLES	0 - 20X Last vs. Georgia Southern 04-14-26
0 - 21X Last vs. Georgia Southern 04-14-26	TRIPLES	0 - 21X Last vs. Georgia Southern 04-14-26
2 vs. Northwestern 03-01-26	HOMERUNS	0 - 16X Last at California 04-04-26
9 vs. Northwestern 03-01-26	TOTAL BASES	0 - 10X Last at California 04-04-26
2 - 2X Last vs. Stony Brook 02-20-26	WALKS	0 - 17X Last vs. Georgia Southern 04-14-26
3 vs. NC State 03-29-26	STRIKEOUTS	0 - 6X Last vs. Georgia Southern 04-14-26
0 - 21X Last vs. Georgia Southern 04-14-26	STOLEN BASES	0 - 21X Last vs. Georgia Southern 04-14-26
15 vs. Stony Brook 02-20-26	PUTOUTS	0 - 3X Last vs. Georgia State 02-24-26
3 - 2X Last vs. Georgia Southern 04-14-26	ASSISTS	0 - 15X Last at North Carolina 04-18-26
1 - 2X Last at Georgia St. 03-03-26	ERRORS	0 - 23X Last at North Carolina 04-18-26

#18 GAUDETTE, Caden

HIGH	STAT	LOW
3.1 vs. NC State 03-28-26	IP	0.1 - 2X Last vs. Georgia State 02-24-26
13 vs. NC State 03-28-26	BATTERS FACED	1 - 2X Last vs. Georgia State 02-24-26
2 vs. Stony Brook 02-20-26	RUNS ALLOWED	0 - 10X Last at North Carolina 04-19-26
2 vs. Stony Brook 02-20-26	EARNED RUNS ALLOWED	0 - 10X Last at North Carolina 04-19-26
3 vs. Florida St. 04-10-26	HITS ALLOWED	0 - 7X Last at North Carolina 04-17-26
3 - 4X Last at North Carolina 04-17-26	STRIKEOUTS	0 - 6X Last vs. Georgia Southern 04-14-26
2 vs. NC State 03-28-26	WALKS ALLOWED	0 - 9X Last vs. Georgia Southern 04-14-26
0 - 16X Last at North Carolina 04-19-26	DOUBLES ALLOWED	0 - 16X Last at North Carolina 04-19-26
0 - 16X Last at North Carolina 04-19-26	TRIPLES ALLOWED	0 - 16X Last at North Carolina 04-19-26
1 - 4X Last vs. Florida St. 04-10-26	HOMERS ALLOWED	0 - 12X Last at North Carolina 04-19-26
0 - 16X Last at North Carolina 04-19-26	WILD PITCHES	0 - 16X Last at North Carolina 04-19-26
1 - 2X Last at Clemson 03-13-26	HIT BATTERS	0 - 14X Last at North Carolina 04-19-26
6 vs. NC State 03-28-26	GROUNDOUTS	0 - 7X Last at North Carolina 04-17-26
3 - 3X Last at North Carolina 04-19-26	FLYOUTS	0 - 7X Last at North Carolina 04-17-26

PLAYER GAME HIGHS
#32 BARFIELD, Brett

HIGH	STAT	LOW
1.2 vs. Stony Brook 02-20-26	IP	0.1 - 2X Last at Auburn 03-17-26
8 vs. Stony Brook 02-20-26	BATTERS FACED	1 at Clemson 03-14-26
1 - 2X Last at Auburn 03-17-26	RUNS ALLOWED	0 - 14X Last vs. Georgia 04-21-26
1 - 2X Last at Auburn 03-17-26	EARNED RUNS ALLOWED	0 - 14X Last vs. Georgia 04-21-26
3 vs. Northwestern 03-01-26	HITS ALLOWED	0 - 11X Last vs. Georgia 04-21-26
3 at California 04-03-26	STRIKEOUTS	0 - 4X Last vs. Auburn 03-31-26
2 at Pitt 03-22-26	WALKS ALLOWED	0 - 13X Last vs. Georgia 04-21-26
1 vs. Virginia Tech 03-07-26	DOUBLES ALLOWED	0 - 15X Last vs. Georgia 04-21-26
0 - 16X Last vs. Georgia 04-21-26	TRIPLES ALLOWED	0 - 16X Last vs. Georgia 04-21-26
0 - 16X Last vs. Georgia 04-21-26	HOMERS ALLOWED	0 - 16X Last vs. Georgia 04-21-26
1 vs. Florida St. 04-11-26	WILD PITCHES	0 - 15X Last vs. Georgia 04-21-26
1 vs. Stony Brook 02-20-26	HIT BATTERS	0 - 15X Last vs. Georgia 04-21-26
2 - 2X Last vs. Auburn 03-31-26	GROUNDOUTS	0 - 9X Last at North Carolina 04-17-26
3 vs. Stony Brook 02-20-26	FLYOUTS	0 - 6X Last vs. Georgia Southern 04-14-26

#37 LOY, Dylan

HIGH	STAT	LOW
5.2 vs. Stony Brook 02-21-26	IP	0.2 at North Carolina 04-17-26
22 - 2X Last vs. Virginia Tech 03-07-26	BATTERS FACED	2 at North Carolina 04-17-26
5 - 2X Last at Pitt 03-21-26	RUNS ALLOWED	0 - 7X Last at North Carolina 04-17-26
5 at Pitt 03-21-26	EARNED RUNS ALLOWED	0 - 7X Last at North Carolina 04-17-26
9 vs. Northwestern 02-28-26	HITS ALLOWED	0 - 3X Last at North Carolina 04-17-26
6 - 2X Last vs. Stony Brook 02-21-26	STRIKEOUTS	0 at North Carolina 04-17-26
3 at North Carolina 04-18-26	WALKS ALLOWED	0 - 6X Last at North Carolina 04-17-26
1 vs. Northwestern 02-28-26	DOUBLES ALLOWED	0 - 12X Last at North Carolina 04-18-26
0 - 13X Last at North Carolina 04-18-26	TRIPLES ALLOWED	0 - 13X Last at North Carolina 04-18-26
2 - 2X Last at Pitt 03-21-26	HOMERS ALLOWED	0 - 8X Last at North Carolina 04-18-26
1 vs. Virginia Tech 03-07-26	WILD PITCHES	0 - 12X Last at North Carolina 04-18-26
2 at Clemson 03-13-26	HIT BATTERS	0 - 11X Last at North Carolina 04-18-26
6 vs. Virginia Tech 03-07-26	GROUNDOUTS	0 at Georgia Southern 02-17-26
5 - 2X Last at Clemson 03-13-26	FLYOUTS	0 - 4X Last at North Carolina 04-18-26

#19 COUPET, Nathanael

HIGH	STAT	LOW
3 - 2X Last vs. Northwestern 02-28-26	PLATE APPEARANCES	1 - 5X Last at California 04-02-26
3 vs. Northwestern 02-28-26	AT BATS	0 vs. NC State 03-29-26
2 vs. Northwestern 02-28-26	HITS	0 - 4X Last at California 04-02-26
2 - 2X Last vs. Northwestern 02-28-26	RUNS SCORED	0 - 5X Last at California 04-02-26
4 vs. Northwestern 02-28-26	RBI's	0 - 4X Last at California 04-02-26
0 - 9X Last at California 04-02-26	DOUBLES	0 - 9X Last at California 04-02-26
0 - 9X Last at California 04-02-26	TRIPLES	0 - 9X Last at California 04-02-26
1 vs. Northwestern 02-28-26	HOMERUNS	0 - 8X Last at California 04-02-26
5 vs. Northwestern 02-28-26	TOTAL BASES	0 - 4X Last at California 04-02-26
1 vs. NC State 03-29-26	WALKS	0 - 8X Last at California 04-02-26
1 - 5X Last at California 04-02-26	STRIKEOUTS	0 - 4X Last vs. NC State 03-29-26
0 - 9X Last at California 04-02-26	STOLEN BASES	0 - 9X Last at California 04-02-26
6 vs. Bowling Green 02-14-26	PUTOUTS	0 - 7X Last vs. Kennesaw State 04-07-26
1 at California 04-02-26	ASSISTS	0 - 11X Last vs. Kennesaw State 04-07-26
0 - 12X Last vs. Kennesaw State 04-07-26	ERRORS	0 - 12X Last vs. Kennesaw State 04-07-26

PLAYER GAME HIGHS
#35 LANKIE, Jake

HIGH	STAT	LOW
3 vs. Northwestern 02-28-26	IP	0.1 - 2X Last vs. Auburn 03-31-26
12 - 2X Last at Auburn 03-17-26	BATTERS FACED	1 vs. Auburn 03-31-26
4 at Pitt 03-22-26	RUNS ALLOWED	0 - 8X Last vs. Georgia 04-21-26
4 at Pitt 03-22-26	EARNED RUNS ALLOWED	0 - 10X Last vs. Georgia 04-21-26
4 at Pitt 03-22-26	HITS ALLOWED	0 - 2X Last vs. Florida St. 04-11-26
5 vs. Stony Brook 02-20-26	STRIKEOUTS	0 - 4X Last vs. Georgia Southern 04-14-26
2 vs. Florida St. 04-11-26	WALKS ALLOWED	0 - 9X Last vs. Georgia 04-21-26
1 - 4X Last vs. Georgia 04-21-26	DOUBLES ALLOWED	0 - 8X Last vs. Georgia Southern 04-14-26
0 - 12X Last vs. Georgia 04-21-26	TRIPLES ALLOWED	0 - 12X Last vs. Georgia 04-21-26
1 at Pitt 03-22-26	HOMERS ALLOWED	0 - 11X Last vs. Georgia 04-21-26
0 - 12X Last vs. Georgia 04-21-26	WILD PITCHES	0 - 12X Last vs. Georgia 04-21-26
1 at Clemson 03-12-26	HIT BATTERS	0 - 11X Last vs. Georgia 04-21-26
3 - 2X Last at Auburn 03-17-26	GROUNDOUTS	0 - 4X Last vs. Georgia 04-21-26
2 - 4X Last vs. Georgia 04-21-26	FLYOUTS	0 - 6X Last vs. Georgia Southern 04-14-26

#9 LEWIS, Coleman

HIGH	STAT	LOW
4 - 2X Last vs. Northwestern 03-01-26	PLATE APPEARANCES	1 - 3X Last vs. Kennesaw State 04-07-26
3 - 4X Last vs. Northwestern 03-01-26	AT BATS	0 vs. West Georgia 03-10-26
2 vs. Bowling Green 02-14-26	HITS	0 - 5X Last vs. Kennesaw State 04-07-26
1 - 6X Last at California 04-02-26	RUNS SCORED	0 - 4X Last vs. Kennesaw State 04-07-26
2 vs. Stony Brook 02-22-26	RBIs	0 - 7X Last vs. Kennesaw State 04-07-26
0 - 10X Last vs. Kennesaw State 04-07-26	DOUBLES	0 - 10X Last vs. Kennesaw State 04-07-26
0 - 10X Last vs. Kennesaw State 04-07-26	TRIPLES	0 - 10X Last vs. Kennesaw State 04-07-26
1 at California 04-02-26	HOMERUNS	0 - 9X Last vs. Kennesaw State 04-07-26
4 at California 04-02-26	TOTAL BASES	0 - 5X Last vs. Kennesaw State 04-07-26
1 - 4X Last vs. West Georgia 03-10-26	WALKS	0 - 6X Last vs. Kennesaw State 04-07-26
2 vs. Stony Brook 02-22-26	STRIKEOUTS	0 - 5X Last vs. Kennesaw State 04-07-26
0 - 10X Last vs. Kennesaw State 04-07-26	STOLEN BASES	0 - 10X Last vs. Kennesaw State 04-07-26
1 vs. Bowling Green 02-14-26	PUTOUTS	0 - 10X Last vs. Kennesaw State 04-07-26
0 - 11X Last vs. Kennesaw State 04-07-26	ASSISTS	0 - 11X Last vs. Kennesaw State 04-07-26
0 - 11X Last vs. Kennesaw State 04-07-26	ERRORS	0 - 11X Last vs. Kennesaw State 04-07-26

#20 SPIVEY, Caden

HIGH	STAT	LOW
2.1 vs. Virginia Tech 03-08-26	IP	0.1 - 2X Last vs. Georgia Southern 04-14-26
12 vs. Virginia Tech 03-08-26	BATTERS FACED	3 - 5X Last vs. Kennesaw State 04-07-26
3 - 2X Last vs. Georgia Southern 04-14-26	RUNS ALLOWED	0 - 6X Last vs. Kennesaw State 04-07-26
3 - 2X Last vs. Georgia Southern 04-14-26	EARNED RUNS ALLOWED	0 - 6X Last vs. Kennesaw State 04-07-26
5 vs. Virginia Tech 03-08-26	HITS ALLOWED	0 - 5X Last vs. Kennesaw State 04-07-26
3 - 2X Last vs. Virginia Tech 03-08-26	STRIKEOUTS	0 at Clemson 03-14-26
4 vs. Stony Brook 02-20-26	WALKS ALLOWED	0 - 5X Last vs. Kennesaw State 04-07-26
2 vs. Virginia Tech 03-08-26	DOUBLES ALLOWED	0 - 9X Last vs. Georgia Southern 04-14-26
0 - 11X Last vs. Georgia Southern 04-14-26	TRIPLES ALLOWED	0 - 11X Last vs. Georgia Southern 04-14-26
1 vs. Georgia State 02-24-26	HOMERS ALLOWED	0 - 10X Last vs. Georgia Southern 04-14-26
1 vs. Georgia Southern 04-14-26	WILD PITCHES	0 - 10X Last vs. Kennesaw State 04-07-26
1 vs. Kennesaw State 04-07-26	HIT BATTERS	0 - 10X Last vs. Georgia Southern 04-14-26
2 - 2X Last at California 04-03-26	GROUNDOUTS	0 - 6X Last vs. Georgia Southern 04-14-26
3 at Georgia St. 03-03-26	FLYOUTS	0 - 6X Last vs. Georgia Southern 04-14-26

PLAYER GAME HIGHS
#21 BALLARD, Carson

HIGH	STAT	LOW
4.1 vs. Georgia 04-21-26	IP	1 - 4X Last vs. Auburn 03-31-26
23 vs. Georgia 04-21-26	BATTERS FACED	3 vs. Stony Brook 02-21-26
4 - 2X Last vs. Georgia 04-21-26	RUNS ALLOWED	0 - 6X Last vs. Auburn 03-31-26
4 - 2X Last vs. Georgia 04-21-26	EARNED RUNS ALLOWED	0 - 7X Last vs. Georgia Southern 04-14-26
8 vs. Georgia 04-21-26	HITS ALLOWED	0 - 3X Last vs. Auburn 03-31-26
5 - 2X Last vs. Georgia 04-21-26	STRIKEOUTS	0 - 3X Last at Clemson 03-13-26
2 - 2X Last vs. Georgia 04-21-26	WALKS ALLOWED	0 - 4X Last vs. Georgia Southern 04-14-26
1 - 5X Last vs. Georgia 04-21-26	DOUBLES ALLOWED	0 - 6X Last vs. Kennesaw State 04-07-26
0 - 11X Last vs. Georgia 04-21-26	TRIPLES ALLOWED	0 - 11X Last vs. Georgia 04-21-26
3 vs. Georgia 04-21-26	HOMERS ALLOWED	0 - 9X Last vs. Georgia Southern 04-14-26
1 vs. Georgia State 02-24-26	WILD PITCHES	0 - 10X Last vs. Georgia 04-21-26
1 - 3X Last vs. Georgia Southern 04-14-26	HIT BATTERS	0 - 8X Last vs. Georgia 04-21-26
5 vs. Georgia Southern 04-14-26	GROUNDOUTS	0 - 3X Last vs. Auburn 03-31-26
7 vs. Georgia 04-21-26	FLYOUTS	0 at Georgia Southern 02-17-26

#31 SHADEK, Justin

HIGH	STAT	LOW
4 vs. Northwestern 03-01-26	IP	0.2 at Pitt 03-22-26
17 vs. Northwestern 03-01-26	BATTERS FACED	2 at Pitt 03-22-26
3 - 3X Last at California 04-04-26	RUNS ALLOWED	0 - 5X Last at North Carolina 04-17-26
3 at California 04-04-26	EARNED RUNS ALLOWED	0 - 5X Last at North Carolina 04-17-26
3 - 3X Last at California 04-04-26	HITS ALLOWED	0 - 3X Last vs. NC State 03-29-26
7 vs. Northwestern 03-01-26	STRIKEOUTS	0 - 2X Last at Auburn 03-17-26
2 - 4X Last at California 04-04-26	WALKS ALLOWED	0 - 2X Last at Pitt 03-22-26
2 vs. Northwestern 03-01-26	DOUBLES ALLOWED	0 - 7X Last at North Carolina 04-17-26
0 - 11X Last at North Carolina 04-17-26	TRIPLES ALLOWED	0 - 11X Last at North Carolina 04-17-26
0 - 11X Last at North Carolina 04-17-26	HOMERS ALLOWED	0 - 11X Last at North Carolina 04-17-26
1 vs. Stony Brook 02-20-26	WILD PITCHES	0 - 10X Last at North Carolina 04-17-26
1 - 2X Last vs. Georgia Southern 04-14-26	HIT BATTERS	0 - 9X Last at North Carolina 04-17-26
2 - 3X Last at North Carolina 04-17-26	GROUNDOUTS	0 - 4X Last vs. Georgia Southern 04-14-26
2 - 5X Last at North Carolina 04-17-26	FLYOUTS	0 - 5X Last vs. Georgia Southern 04-14-26

#16 WILLCOX, Charlie

HIGH	STAT	LOW
2 - 3X Last vs. West Georgia 03-10-26	IP	0.2 at North Carolina 04-18-26
12 - 2X Last vs. Stony Brook 02-22-26	BATTERS FACED	3 - 2X Last at California 04-03-26
4 at Pitt 03-21-26	RUNS ALLOWED	0 - 4X Last at California 04-03-26
4 at Pitt 03-21-26	EARNED RUNS ALLOWED	0 - 4X Last at California 04-03-26
5 vs. Bowling Green 02-13-26	HITS ALLOWED	0 - 3X Last at California 04-03-26
3 vs. West Georgia 03-10-26	STRIKEOUTS	0 - 3X Last vs. Kennesaw State 04-07-26
3 at North Carolina 04-18-26	WALKS ALLOWED	0 - 5X Last at California 04-03-26
1 - 5X Last at North Carolina 04-18-26	DOUBLES ALLOWED	0 - 5X Last at California 04-03-26
0 - 10X Last at North Carolina 04-18-26	TRIPLES ALLOWED	0 - 10X Last at North Carolina 04-18-26
1 at Pitt 03-21-26	HOMERS ALLOWED	0 - 9X Last at North Carolina 04-18-26
1 at Georgia St. 03-03-26	WILD PITCHES	0 - 9X Last at North Carolina 04-18-26
2 - 2X Last vs. Kennesaw State 04-07-26	HIT BATTERS	0 - 8X Last at North Carolina 04-18-26
4 - 2X Last at Georgia St. 03-03-26	GROUNDOUTS	0 - 3X Last at North Carolina 04-18-26
2 - 2X Last vs. Kennesaw State 04-07-26	FLYOUTS	0 at Clemson 03-14-26

PLAYER GAME HIGHS
#22 MCKEE, Tate

HIGH	STAT	LOW
7.1 vs. NC State 03-27-26	IP	2.1 at North Carolina 04-17-26
29 vs. NC State 03-27-26	BATTERS FACED	15 vs. Virginia Tech 03-06-26
6 at Pitt 03-20-26	RUNS ALLOWED	0 - 2X Last at California 04-02-26
6 at Pitt 03-20-26	EARNED RUNS ALLOWED	0 - 2X Last at California 04-02-26
7 at North Carolina 04-17-26	HITS ALLOWED	1 at Clemson 03-12-26
7 - 2X Last vs. Florida St. 04-09-26	STRIKEOUTS	3 - 4X Last at North Carolina 04-17-26
5 - 2X Last at Pitt 03-20-26	WALKS ALLOWED	1 - 3X Last at North Carolina 04-17-26
2 - 2X Last at North Carolina 04-17-26	DOUBLES ALLOWED	0 - 7X Last vs. Florida St. 04-09-26
0 - 10X Last at North Carolina 04-17-26	TRIPLES ALLOWED	0 - 10X Last at North Carolina 04-17-26
3 - 2X Last at North Carolina 04-17-26	HOMERS ALLOWED	0 - 5X Last at California 04-02-26
2 vs. Stony Brook 02-20-26	WILD PITCHES	0 - 6X Last at North Carolina 04-17-26
1 - 3X Last at Clemson 03-12-26	HIT BATTERS	0 - 7X Last at North Carolina 04-17-26
13 vs. NC State 03-27-26	GROUNDOUTS	1 at North Carolina 04-17-26
5 vs. NC State 03-27-26	FLYOUTS	3 - 6X Last at North Carolina 04-17-26

#43 ANGELAKOS, Dimitri

HIGH	STAT	LOW
5 at Georgia St. 03-03-26	IP	1 - 3X Last vs. Georgia Southern 04-14-26
17 at Georgia St. 03-03-26	BATTERS FACED	3 vs. Kennesaw State 04-07-26
4 at Auburn 03-17-26	RUNS ALLOWED	0 - 7X Last vs. Georgia Southern 04-14-26
4 at Auburn 03-17-26	EARNED RUNS ALLOWED	0 - 7X Last vs. Georgia Southern 04-14-26
5 at Auburn 03-17-26	HITS ALLOWED	0 vs. Kennesaw State 04-07-26
5 at Georgia St. 03-03-26	STRIKEOUTS	0 - 3X Last vs. Kennesaw State 04-07-26
2 at North Carolina 04-18-26	WALKS ALLOWED	0 - 7X Last vs. Georgia Southern 04-14-26
2 at Auburn 03-17-26	DOUBLES ALLOWED	0 - 7X Last vs. Georgia Southern 04-14-26
0 - 10X Last at North Carolina 04-18-26	TRIPLES ALLOWED	0 - 10X Last at North Carolina 04-18-26
2 at Auburn 03-17-26	HOMERS ALLOWED	0 - 8X Last vs. Georgia Southern 04-14-26
1 at California 04-02-26	WILD PITCHES	0 - 9X Last at North Carolina 04-18-26
1 - 3X Last at North Carolina 04-18-26	HIT BATTERS	0 - 7X Last vs. Georgia Southern 04-14-26
4 - 2X Last at Georgia St. 03-03-26	GROUNDOUTS	0 - 3X Last vs. Kennesaw State 04-07-26
6 at Georgia St. 03-03-26	FLYOUTS	1 - 3X Last vs. Georgia Southern 04-14-26

#49 CAMPBELL, Kayden

HIGH	STAT	LOW
2 vs. Virginia Tech 03-08-26	IP	0 vs. Georgia State 02-24-26
6 - 2X Last vs. Virginia Tech 03-08-26	BATTERS FACED	1 at North Carolina 04-18-26
3 vs. Georgia State 02-24-26	RUNS ALLOWED	0 - 8X Last at North Carolina 04-18-26
3 vs. Georgia State 02-24-26	EARNED RUNS ALLOWED	0 - 8X Last at North Carolina 04-18-26
2 - 3X Last vs. Auburn 03-31-26	HITS ALLOWED	0 - 6X Last at North Carolina 04-18-26
4 vs. Virginia Tech 03-08-26	STRIKEOUTS	0 - 5X Last vs. Auburn 03-31-26
2 at Clemson 03-14-26	WALKS ALLOWED	0 - 5X Last at North Carolina 04-18-26
2 vs. Stony Brook 02-20-26	DOUBLES ALLOWED	0 - 8X Last at North Carolina 04-18-26
0 - 10X Last at North Carolina 04-18-26	TRIPLES ALLOWED	0 - 10X Last at North Carolina 04-18-26
0 - 10X Last at North Carolina 04-18-26	HOMERS ALLOWED	0 - 10X Last at North Carolina 04-18-26
0 - 10X Last at North Carolina 04-18-26	WILD PITCHES	0 - 10X Last at North Carolina 04-18-26
1 vs. Georgia State 02-24-26	HIT BATTERS	0 - 9X Last at North Carolina 04-18-26
2 vs. Virginia Tech 03-06-26	GROUNDOUTS	0 - 5X Last at North Carolina 04-18-26
2 vs. Stony Brook 02-20-26	FLYOUTS	0 - 5X Last at North Carolina 04-18-26

PLAYER GAME HIGHS
#99 BUURSEMA, Porter

HIGH	STAT	LOW
4 - 2X Last vs. Florida St. 04-10-26	IP	0 vs. Virginia Tech 03-08-26
16 vs. Florida St. 04-10-26	BATTERS FACED	2 vs. Virginia Tech 03-08-26
7 at North Carolina 04-18-26	RUNS ALLOWED	0 - 4X Last vs. West Georgia 03-10-26
7 at North Carolina 04-18-26	EARNED RUNS ALLOWED	0 - 5X Last at California 04-03-26
5 vs. NC State 03-28-26	HITS ALLOWED	0 - 4X Last at Pitt 03-21-26
7 vs. Florida St. 04-10-26	STRIKEOUTS	0 vs. Virginia Tech 03-08-26
4 - 2X Last at North Carolina 04-18-26	WALKS ALLOWED	1 - 5X Last vs. Florida St. 04-10-26
1 - 3X Last at California 04-03-26	DOUBLES ALLOWED	0 - 7X Last at North Carolina 04-18-26
0 - 10X Last at North Carolina 04-18-26	TRIPLES ALLOWED	0 - 10X Last at North Carolina 04-18-26
1 - 2X Last at North Carolina 04-18-26	HOMERS ALLOWED	0 - 8X Last at California 04-03-26
2 at North Carolina 04-18-26	WILD PITCHES	0 - 7X Last vs. Florida St. 04-10-26
0 - 10X Last at North Carolina 04-18-26	HIT BATTERS	0 - 10X Last at North Carolina 04-18-26
4 vs. Florida St. 04-10-26	GROUNDOUTS	0 - 2X Last vs. Virginia Tech 03-08-26
3 at California 04-03-26	FLYOUTS	0 - 4X Last vs. West Georgia 03-10-26

#14 BROWN, Cade

HIGH	STAT	LOW
4 vs. Bowling Green 02-14-26	PLATE APPEARANCES	1 - 3X Last vs. Kennesaw State 04-07-26
3 vs. Stony Brook 02-22-26	AT BATS	1 - 4X Last vs. Kennesaw State 04-07-26
1 - 3X Last vs. West Georgia 03-10-26	HITS	0 - 4X Last vs. Kennesaw State 04-07-26
1 - 3X Last vs. Virginia Tech 03-06-26	RUNS SCORED	0 - 4X Last vs. Kennesaw State 04-07-26
1 vs. Bowling Green 02-14-26	RBI's	0 - 6X Last vs. Kennesaw State 04-07-26
0 - 7X Last vs. Kennesaw State 04-07-26	DOUBLES	0 - 7X Last vs. Kennesaw State 04-07-26
0 - 7X Last vs. Kennesaw State 04-07-26	TRIPLES	0 - 7X Last vs. Kennesaw State 04-07-26
0 - 7X Last vs. Kennesaw State 04-07-26	HOMERUNS	0 - 7X Last vs. Kennesaw State 04-07-26
1 - 3X Last vs. West Georgia 03-10-26	TOTAL BASES	0 - 4X Last vs. Kennesaw State 04-07-26
2 vs. Bowling Green 02-14-26	WALKS	0 - 6X Last vs. Kennesaw State 04-07-26
2 at Georgia Southern 02-17-26	STRIKEOUTS	0 - 4X Last at California 04-02-26
0 - 7X Last vs. Kennesaw State 04-07-26	STOLEN BASES	0 - 7X Last vs. Kennesaw State 04-07-26
4 vs. Stony Brook 02-22-26	PUTOUTS	0 - 4X Last vs. Kennesaw State 04-07-26
1 - 2X Last at California 04-02-26	ASSISTS	0 - 7X Last vs. Kennesaw State 04-07-26
2 vs. Stony Brook 02-22-26	ERRORS	0 - 8X Last vs. Kennesaw State 04-07-26

#24 BLAKELY, Jackson

HIGH	STAT	LOW
7 vs. NC State 03-29-26	IP	2 vs. Virginia Tech 03-07-26
25 vs. NC State 03-29-26	BATTERS FACED	10 vs. Virginia Tech 03-07-26
6 at Clemson 03-14-26	RUNS ALLOWED	0 - 6X Last at California 04-04-26
6 at Clemson 03-14-26	EARNED RUNS ALLOWED	0 - 6X Last at California 04-04-26
7 at Clemson 03-14-26	HITS ALLOWED	2 - 3X Last at California 04-04-26
9 vs. Georgia State 02-24-26	STRIKEOUTS	2 vs. Virginia Tech 03-07-26
3 at North Carolina 04-19-26	WALKS ALLOWED	0 - 3X Last at California 04-04-26
3 at Clemson 03-14-26	DOUBLES ALLOWED	0 - 4X Last vs. NC State 03-29-26
1 vs. Florida St. 04-11-26	TRIPLES ALLOWED	0 - 8X Last at North Carolina 04-19-26
2 vs. Florida St. 04-11-26	HOMERS ALLOWED	0 - 7X Last at North Carolina 04-19-26
1 - 2X Last at Clemson 03-14-26	WILD PITCHES	0 - 7X Last at North Carolina 04-19-26
3 at Clemson 03-14-26	HIT BATTERS	0 - 4X Last vs. Florida St. 04-11-26
7 - 2X Last vs. Florida St. 04-11-26	GROUNDOUTS	1 at North Carolina 04-19-26
10 vs. NC State 03-29-26	FLYOUTS	0 vs. Georgia State 02-24-26

PLAYER GAME HIGHS
#26 VICENS, James

HIGH	STAT	LOW
1 - 4X Last vs. Kennesaw State 04-07-26	IP	0 at Clemson 03-14-26
6 - 2X Last vs. Georgia State 02-24-26	BATTERS FACED	1 - 3X Last at North Carolina 04-17-26
3 vs. Georgia State 02-24-26	RUNS ALLOWED	0 - 5X Last at North Carolina 04-17-26
3 vs. Georgia State 02-24-26	EARNED RUNS ALLOWED	0 - 6X Last at North Carolina 04-17-26
3 vs. Georgia State 02-24-26	HITS ALLOWED	0 - 7X Last at North Carolina 04-17-26
3 vs. Kennesaw State 04-07-26	STRIKEOUTS	0 at Clemson 03-14-26
2 - 2X Last vs. Virginia Tech 03-07-26	WALKS ALLOWED	0 - 4X Last at North Carolina 04-17-26
0 - 8X Last at North Carolina 04-17-26	DOUBLES ALLOWED	0 - 8X Last at North Carolina 04-17-26
0 - 8X Last at North Carolina 04-17-26	TRIPLES ALLOWED	0 - 8X Last at North Carolina 04-17-26
0 - 8X Last at North Carolina 04-17-26	HOMERS ALLOWED	0 - 8X Last at North Carolina 04-17-26
1 vs. Virginia Tech 03-07-26	WILD PITCHES	0 - 7X Last at North Carolina 04-17-26
0 - 8X Last at North Carolina 04-17-26	HIT BATTERS	0 - 8X Last at North Carolina 04-17-26
1 vs. Virginia Tech 03-07-26	GROUNDOUTS	0 - 7X Last at North Carolina 04-17-26
1 - 2X Last vs. Stony Brook 02-20-26	FLYOUTS	0 - 6X Last at North Carolina 04-17-26

#29 PATEL, Mason

HIGH	STAT	LOW
5 vs. Bowling Green 02-14-26	IP	1.1 at California 04-04-26
21 vs. Bowling Green 02-14-26	BATTERS FACED	6 - 3X Last at California 04-04-26
5 vs. Stony Brook 02-21-26	RUNS ALLOWED	0 - 6X Last at North Carolina 04-19-26
5 vs. Stony Brook 02-21-26	EARNED RUNS ALLOWED	0 - 6X Last at North Carolina 04-19-26
8 vs. Stony Brook 02-21-26	HITS ALLOWED	0 at Pitt 03-20-26
7 vs. Bowling Green 02-14-26	STRIKEOUTS	0 vs. Florida St. 04-09-26
2 vs. Bowling Green 02-14-26	WALKS ALLOWED	0 - 3X Last vs. Florida St. 04-09-26
3 vs. Stony Brook 02-21-26	DOUBLES ALLOWED	0 - 3X Last vs. NC State 03-27-26
0 - 8X Last at North Carolina 04-19-26	TRIPLES ALLOWED	0 - 8X Last at North Carolina 04-19-26
0 - 8X Last at North Carolina 04-19-26	HOMERS ALLOWED	0 - 8X Last at North Carolina 04-19-26
0 - 8X Last at North Carolina 04-19-26	WILD PITCHES	0 - 8X Last at North Carolina 04-19-26
1 vs. Florida St. 04-09-26	HIT BATTERS	0 - 7X Last at North Carolina 04-19-26
6 at North Carolina 04-19-26	GROUNDOUTS	1 - 3X Last vs. NC State 03-27-26
5 - 2X Last vs. Stony Brook 02-21-26	FLYOUTS	0 at Clemson 03-13-26

#55 MCKELVEY, Adam

HIGH	STAT	LOW
1.1 vs. Stony Brook 02-20-26	IP	0 at Clemson 03-14-26
9 at Pitt 03-20-26	BATTERS FACED	1 at Clemson 03-14-26
3 at Pitt 03-20-26	RUNS ALLOWED	0 - 4X Last vs. West Georgia 03-10-26
3 at Pitt 03-20-26	EARNED RUNS ALLOWED	0 - 4X Last vs. West Georgia 03-10-26
2 - 2X Last at California 04-02-26	HITS ALLOWED	0 - 4X Last at Clemson 03-14-26
3 vs. Bowling Green 02-14-26	STRIKEOUTS	0 - 2X Last at North Carolina 04-18-26
3 at Pitt 03-20-26	WALKS ALLOWED	0 - 4X Last at North Carolina 04-18-26
1 vs. Bowling Green 02-14-26	DOUBLES ALLOWED	0 - 7X Last at North Carolina 04-18-26
0 - 8X Last at North Carolina 04-18-26	TRIPLES ALLOWED	0 - 8X Last at North Carolina 04-18-26
1 - 2X Last at North Carolina 04-18-26	HOMERS ALLOWED	0 - 6X Last at California 04-02-26
0 - 8X Last at North Carolina 04-18-26	WILD PITCHES	0 - 8X Last at North Carolina 04-18-26
1 at Pitt 03-20-26	HIT BATTERS	0 - 7X Last at North Carolina 04-18-26
1 at North Carolina 04-18-26	GROUNDOUTS	0 - 7X Last at California 04-02-26
2 - 2X Last at California 04-02-26	FLYOUTS	0 - 2X Last at Clemson 03-14-26

PLAYER GAME HIGHS
#15 UNDERWOOD, Cooper

HIGH	STAT	LOW
4 vs. Stony Brook 02-22-26	IP	0 at Clemson 03-14-26
16 vs. Bowling Green 02-14-26	BATTERS FACED	1 at Clemson 03-14-26
4 - 2X Last vs. Georgia Southern 04-14-26	RUNS ALLOWED	0 - 2X Last at Clemson 03-14-26
4 - 2X Last vs. Georgia Southern 04-14-26	EARNED RUNS ALLOWED	0 - 2X Last at Clemson 03-14-26
4 - 2X Last vs. Auburn 03-31-26	HITS ALLOWED	0 vs. Stony Brook 02-22-26
4 - 2X Last vs. Stony Brook 02-22-26	STRIKEOUTS	0 - 2X Last at Clemson 03-14-26
3 vs. Virginia Tech 03-08-26	WALKS ALLOWED	0 - 2X Last at Clemson 03-14-26
2 - 2X Last vs. Georgia Southern 04-14-26	DOUBLES ALLOWED	0 - 3X Last vs. Virginia Tech 03-08-26
0 - 7X Last vs. Georgia Southern 04-14-26	TRIPLES ALLOWED	0 - 7X Last vs. Georgia Southern 04-14-26
1 - 2X Last vs. Georgia Southern 04-14-26	HOMERS ALLOWED	0 - 5X Last at Clemson 03-14-26
0 - 7X Last vs. Georgia Southern 04-14-26	WILD PITCHES	0 - 7X Last vs. Georgia Southern 04-14-26
2 vs. Northwestern 03-01-26	HIT BATTERS	0 - 4X Last vs. Auburn 03-31-26
5 vs. Stony Brook 02-22-26	GROUNDOUTS	0 - 3X Last vs. Georgia Southern 04-14-26
5 vs. Virginia Tech 03-08-26	FLYOUTS	0 - 3X Last vs. Georgia Southern 04-14-26

#0 DEE, Michael

HIGH	STAT	LOW
2 - 2X Last vs. Stony Brook 02-22-26	PLATE APPEARANCES	1 at Georgia Southern 02-17-26
2 vs. Bowling Green 02-14-26	AT BATS	1 - 2X Last vs. Stony Brook 02-22-26
1 - 2X Last vs. Stony Brook 02-22-26	HITS	0 at Georgia Southern 02-17-26
1 - 3X Last vs. Stony Brook 02-22-26	RUNS SCORED	1 - 3X Last vs. Stony Brook 02-22-26
1 vs. Stony Brook 02-22-26	RBI's	0 - 2X Last at Georgia Southern 02-17-26
0 - 3X Last vs. Stony Brook 02-22-26	DOUBLES	0 - 3X Last vs. Stony Brook 02-22-26
0 - 3X Last vs. Stony Brook 02-22-26	TRIPLES	0 - 3X Last vs. Stony Brook 02-22-26
0 - 3X Last vs. Stony Brook 02-22-26	HOMERUNS	0 - 3X Last vs. Stony Brook 02-22-26
1 - 2X Last vs. Stony Brook 02-22-26	TOTAL BASES	0 at Georgia Southern 02-17-26
1 vs. Stony Brook 02-22-26	WALKS	0 - 2X Last at Georgia Southern 02-17-26
1 - 2X Last at Georgia Southern 02-17-26	STRIKEOUTS	0 vs. Stony Brook 02-22-26
0 - 3X Last vs. Stony Brook 02-22-26	STOLEN BASES	0 - 3X Last vs. Stony Brook 02-22-26
2 vs. Stony Brook 02-20-26	PUTOUTS	0 - 5X Last vs. Kennesaw State 04-07-26
2 vs. Stony Brook 02-22-26	ASSISTS	0 - 5X Last vs. Kennesaw State 04-07-26
0 - 6X Last vs. Kennesaw State 04-07-26	ERRORS	0 - 6X Last vs. Kennesaw State 04-07-26

#5 STEPHENSON, Dominic

HIGH	STAT	LOW
2 - 2X Last vs. Stony Brook 02-22-26	PLATE APPEARANCES	1 - 2X Last vs. Virginia Tech 03-06-26
2 vs. Stony Brook 02-22-26	AT BATS	0 vs. Virginia Tech 03-06-26
2 vs. Stony Brook 02-22-26	HITS	0 - 3X Last vs. Virginia Tech 03-06-26
1 - 2X Last vs. Stony Brook 02-22-26	RUNS SCORED	0 - 2X Last vs. Virginia Tech 03-06-26
3 vs. Stony Brook 02-22-26	RBI's	0 - 3X Last vs. Virginia Tech 03-06-26
0 - 4X Last vs. Virginia Tech 03-06-26	DOUBLES	0 - 4X Last vs. Virginia Tech 03-06-26
1 vs. Stony Brook 02-22-26	TRIPLES	0 - 3X Last vs. Virginia Tech 03-06-26
0 - 4X Last vs. Virginia Tech 03-06-26	HOMERUNS	0 - 4X Last vs. Virginia Tech 03-06-26
4 vs. Stony Brook 02-22-26	TOTAL BASES	0 - 3X Last vs. Virginia Tech 03-06-26
1 vs. Virginia Tech 03-06-26	WALKS	0 - 3X Last vs. Stony Brook 02-22-26
1 - 2X Last at Georgia Southern 02-17-26	STRIKEOUTS	0 - 2X Last vs. Virginia Tech 03-06-26
0 - 4X Last vs. Virginia Tech 03-06-26	STOLEN BASES	0 - 4X Last vs. Virginia Tech 03-06-26
3 - 2X Last at Georgia Southern 02-17-26	PUTOUTS	0 vs. Virginia Tech 03-06-26
0 - 4X Last vs. Virginia Tech 03-06-26	ASSISTS	0 - 4X Last vs. Virginia Tech 03-06-26
0 - 4X Last vs. Virginia Tech 03-06-26	ERRORS	0 - 4X Last vs. Virginia Tech 03-06-26

PLAYER GAME HIGHS
#41 HARTWELL, Judson


HIGH	STAT	LOW
2 - 2X Last vs. Stony Brook 02-22-26	PLATE APPEARANCES	1 at Georgia Southern 02-17-26
2 vs. Stony Brook 02-22-26	AT BATS	1 - 2X Last at Georgia Southern 02-17-26
1 - 2X Last at Georgia Southern 02-17-26	HITS	0 vs. Stony Brook 02-22-26
2 vs. Bowling Green 02-14-26	RUNS SCORED	0 - 2X Last vs. Stony Brook 02-22-26
1 at Georgia Southern 02-17-26	RBI's	0 - 2X Last vs. Stony Brook 02-22-26
0 - 3X Last vs. Stony Brook 02-22-26	DOUBLES	0 - 3X Last vs. Stony Brook 02-22-26
0 - 3X Last vs. Stony Brook 02-22-26	TRIPLES	0 - 3X Last vs. Stony Brook 02-22-26
0 - 3X Last vs. Stony Brook 02-22-26	HOMERUNS	0 - 3X Last vs. Stony Brook 02-22-26
1 - 2X Last at Georgia Southern 02-17-26	TOTAL BASES	0 vs. Stony Brook 02-22-26
1 vs. Bowling Green 02-14-26	WALKS	0 - 2X Last vs. Stony Brook 02-22-26
0 - 3X Last vs. Stony Brook 02-22-26	STRIKEOUTS	0 - 3X Last vs. Stony Brook 02-22-26
0 - 3X Last vs. Stony Brook 02-22-26	STOLEN BASES	0 - 3X Last vs. Stony Brook 02-22-26
1 vs. Bowling Green 02-14-26	PUTOUTS	0 - 3X Last at California 04-02-26
0 - 4X Last at California 04-02-26	ASSISTS	0 - 4X Last at California 04-02-26
0 - 4X Last at California 04-02-26	ERRORS	0 - 4X Last at California 04-02-26

#39 NEISES, Tyler

HIGH	STAT	LOW
3 vs. Bowling Green 02-14-26	PLATE APPEARANCES	1 at Georgia Southern 02-17-26
2 vs. Bowling Green 02-14-26	AT BATS	1 at Georgia Southern 02-17-26
1 - 2X Last at Georgia Southern 02-17-26	HITS	1 - 2X Last at Georgia Southern 02-17-26
2 vs. Bowling Green 02-14-26	RUNS SCORED	0 at Georgia Southern 02-17-26
0 - 2X Last at Georgia Southern 02-17-26	RBI's	0 - 2X Last at Georgia Southern 02-17-26
0 - 2X Last at Georgia Southern 02-17-26	DOUBLES	0 - 2X Last at Georgia Southern 02-17-26
0 - 2X Last at Georgia Southern 02-17-26	TRIPLES	0 - 2X Last at Georgia Southern 02-17-26
0 - 2X Last at Georgia Southern 02-17-26	HOMERUNS	0 - 2X Last at Georgia Southern 02-17-26
1 - 2X Last at Georgia Southern 02-17-26	TOTAL BASES	1 - 2X Last at Georgia Southern 02-17-26
1 vs. Bowling Green 02-14-26	WALKS	0 at Georgia Southern 02-17-26
1 vs. Bowling Green 02-14-26	STRIKEOUTS	0 at Georgia Southern 02-17-26
0 - 2X Last at Georgia Southern 02-17-26	STOLEN BASES	0 - 2X Last at Georgia Southern 02-17-26
2 at Georgia Southern 02-17-26	PUTOUTS	0 - 2X Last vs. Virginia Tech 03-06-26
0 - 3X Last vs. Virginia Tech 03-06-26	ASSISTS	0 - 3X Last vs. Virginia Tech 03-06-26
0 - 3X Last vs. Virginia Tech 03-06-26	ERRORS	0 - 3X Last vs. Virginia Tech 03-06-26



TV/RADIO ROSTER



#0

MICHAEL DEEINF • R/R • 6-2 • 174 • Fr.
Stone Mountain, Ga. (St. Pius X)


#1

PARKER BROSIOUSOF • R/L • 6-1 • 200 • Sr.
Suwanee, Ga. (Lambert HS)

#2

JARREN ADVINCULAINF • L/R • 6-2 • 195 • Jr.
Santa Clara, Calif. (Cal)

#3

CARSON KERCEINF • R/R • 5-11 • 200 • Jr.
Marietta, Ga. (Pope HS)

#4

ALEX HERNANDEZRHP/UTL • R/R • 6-2 • 210 • So.
Cumming, Ga. (Forsyth Central)

#5

DOMINIC STEPHENSONC/OF • R/R • 6-0 • 208 • Fr.
Marietta, Ga. (Harrison HS)

#6

CALEB DANIELOF • L/R • 6-0 • 188 • So.
Cartersville, Ga. (Cartersville HS)

#7

WILL BAKERINF • L/R • 6-0 • 197 • So.
Upper Coomera, Queensland, Australia

#8

DREW BURRESSOF • R/R • 5-9 • 185 • Jr.
Houston County, Ga. (Houston Co. HS)


#9

COLEMAN LEWISOF • L/R • 6-1 • 220 • Fr.
Lake Park, Ga. (Lowndes HS)


#10

KENT SCHMIDTINF • L/R • 6-0 • 225 • Jr.
Marietta, Ga. (Georgia Southern)

#11

RYAN ZUCKERMANINF • R/R • 6-4 • 230 • Jr.
Yardley, Pa. (Pitt)

#14

CADE BROWNOF/INF • R/R • 6-1 • 210 • So.
Lilburn, Ga. (Georgia)


#15

COOPER UNDERWOODLHP • L/L • 6-1 • 190 • Fr.
Acworth, Ga. (Allatoona HS)

#16

CHARLIE WILLCOXRHP • S/R • 6-3 • 218 • Fr.
Santa Rosa Beach, Fla. (South Walton HS)

#18

CADEN GAUDETTERHP • R/R • 6-0 • 207 • R-Jr.
Alpharetta, Ga. (Milton HS)

#19

NATHANAEL COUPETC/INF • R/R • 6-0 • 218 • R-So.
Boynton Beach, Fl. (North Broward Prep)


#20

CADEN SPIVEYRHP • R/R • 6-2 • 193 • Sr.
Vidalia, Ga. (Notre Dame)

#21

CARSON BALLARDRHP • R/R • 6-1 • 195 • R-Jr.
Alpharetta, Ga. (Wesleyan HS)


#22

TATE MCKEERHP • R/R • 6-3 • 210 • Jr.
Kennesaw, Ga. (Mount Paran Christian)

#24

JACKSON BLAKELYRHP • R/R • 6-0 • 220 • So.
Thomaston Ga. (Upton-Lee HS)

#25

VAHN LACKEYC/INF • R/R • 6-2 • 215 • Jr.
Suwanee, Ga. (Collins Hill HS)

#26

JAMIE VICENSRHP • R/R • 6-5 • 202 • Fr.
Atlanta, Ga. (Marist School)

#29

MASON PATELRHP • R/R • 6-1 • 208 • Gr.
Knoxville, Tenn. (Georgia State)

#31

JUSTIN SHADEKRHP • R/R • 6-6 • 235 • R-So.
Kinnelon, N.J. (Rutgers)

#32

BRETT BARFIELDLHP • L/L • 6-1 • 215 • Sr.
Cumming, Ga. (Florida St.)

#34

DREW ROGERSC • R/R • 6-1 • 220 • So.
Tempe, Ariz. (Hamilton HS)


#35

JAKE LANKIERHP • R/R • 6-2 • 191 • R-So.
Alpharetta, Ga. (Georgia)

#37

DYLAN LOYLHP • L/L • 6-0 • 208 • Jr.
Pigeon Forge, Tenn. (Tennessee)

#39

TYLER NEISESOF • L/R • 6-3 • 225 • Jr.
Dalton, Ga. (Dalton HS)

#41

JUDSON HARTWELLINF • R/R • 6-3 • 215 • Fr.
Watkinsville, Ga. (Prince Ave. Christian)


#43

DIMITRI ANGELAKOSRHP • R/R • 6-1 • 214 • R-Fr.
Woodstock, Ga. (Etowah HS)

#49

KAYDEN CAMPBELLLHP • R/L • 6-2 • 205 • Jr.
Cincinnati, Ohio (Louisville)


#54

RILEY HASENSTABRHP • R/R • 6-2 • 218 • R-Fr.
Duluth, Ga. (Duluth HS)

#55

ADAM MCKELVEYLHP • L/L • 6-3 • 229 • So.
Roswell, Ga. (Roswell HS)

#99

PORTER BUURSEMARHP • R/R • 6-1 • 198 • Jr.
Woodstock, Ga. (Georgia Southern)

#13

JAMES RAMSEYHead Coach (1st Season)
8th year at Tech

#77

MATT TAYLORPitching Coach/Recruiting Coord.
3rd Season

#27

SCOTT STRICKLINAssistant Coach (1st Season)
7th Year at Tech


#48

JOSH SCHULMAN

Assistant Coach (2nd Season)



#3

JASON RICHMANDirector of Pitching
3rd Season

#1

TREY YUNGERDirector of Operations
1st Season