

# GEORGIA TECH

131<sup>ST</sup> SEASON • 36 NCAA REGIONAL APPEARANCES • 3 COLLEGE WORLD SERIES APPEARANCES • 10 ACC CHAMPIONSHIPS

2026 Official Game Notes | RamblinWreck.com | Contact: Anthony Brandt • abrandt@athletics.gatech.edu • (817) 757-6979

## GEORGIA TECH BY THE NUMBERS

Overall Record.....	26-5
ACC Record.....	12-3
at Mac Nease Baseball Park.....	17-2
Road Games.....	8-3
Neutral Site Games.....	1-0
Streak.....	W8
Last 10.....	9-1

## 2026 SCHEDULE / RESULTS

Date	Opponent	Time/Result
2/13	BOWLING GREEN	W, 11-5
2/14	BOWLING GREEN	W, 27-4
2/14	BOWLING GREEN	W, 12-2 (7)
2/17	GEORGIA SOUTHERN	W, 25-1
2/20	STONY BROOK	W, 14-5
2/20	STONY BROOK	W, 10-5 (7)
2/21	STONY BROOK	W, 6-5 (10)
2/22	STONY BROOK	W, 21-3 (7)
2/24	GEORGIA STATE	L, 4-9
2/27	NORTHWESTERN	W, 17-3 (7)
2/28	NORTHWESTERN	W, 13-3 (7)
3/1	NORTHWESTERN	W, 14-6
3/3	GEORGIA STATE <sup>^</sup>	W, 4-1
3/6	VIRGINIA TECH	W, 16-1 (7)
3/7	VIRGINIA TECH	W, 14-5
3/8	VIRGINIA TECH	L, 6-9
3/10	WEST GEORGIA	W, 14-0 (7)
3/12	#8 CLEMSON	W, 10-0 (7)
3/13	#8 CLEMSON	W, 9-3
3/14	#8 CLEMSON	L, 7-13
3/17	#4 AUBURN	L, 2-9
3/20	PITTSBURGH	W, 11-9
3/21	PITTSBURGH	L, 9-14
3/22	PITTSBURGH	W, 12-4 (7)
3/27	#14 NC STATE	W, 3-1
3/28	#14 NC STATE	W, 6-4
3/29	#14 NC STATE	W, 10-0 (8)
3/31	#11 AUBURN	W, 13-3 (8)
4/2	CALIFORNIA	W, 17-2 (7)
4/3	CALIFORNIA	W, 7-2
4/4	CALIFORNIA	W, 9-3
4/7	KENNESAW STATE	6 pm
4/9	FLORIDA STATE	7 pm
4/10	FLORIDA STATE	8 pm
4/11	FLORIDA STATE	3 pm
4/14	GEORGIA SOUTHERN	6 pm
4/17	NORTH CAROLINA	6 pm
4/18	NORTH CAROLINA	12 pm
4/19	NORTH CAROLINA	1 pm
4/21	GEORGIA*	7 pm
4/24	WAKE FOREST	7 pm
4/25	WAKE FOREST	12 pm
4/26	WAKE FOREST	1 pm
4/28	KENNESAW STATE	6 pm
5/1	XAVIER	7 pm
5/2	XAVIER	3 pm
5/3	XAVIER	1 pm
5/8	DUKE	7 pm
5/9	DUKE	3 pm
5/10	DUKE	1 pm
5/12	MERCER	6 pm
5/14	BOSTON COLLEGE	6 pm
5/15	BOSTON COLLEGE	2 pm
5/16	BOSTON COLLEGE	1 pm

5/19-24 ACC TOURNAMENT CHARLOTTE, N.C.

\* Game held at Truist Park  
<sup>^</sup> Game held at Gwinnett Field  
 Home games in Gold

## MIDWEEK 8: No. 2 GEORGIA TECH vs KENNESAW STATE



### GEORGIA TECH YELLOW JACKETS

Overall Record.....26-5, 12-3 ACC  
 Ranking .....#2 PG / #3 D1 & NCBWA & BA & Coaches  
 Head Coach .....James Ramsey  
 Career Record .....26-5 (1st season)  
 Record at GT .....Same  
 Record Last Week.....3-0 at Cal / 1-0 vs #11 Auburn



### KENNESAW STATE OWLS

Overall Record.....15-13, 6-6 C-USA  
 Ranking.....None  
 Head Coach .....Ryan Coe  
 Career Record .....139-121 (5th season)  
 Record at KSU.....Same  
 Last Week.....1-2 vs Dallas Baptist / 0-1 at Mercer

### MATCHUPS AT A GLANCE

GT	OFFENSE	KSU	GT	PITCHING/DEFENSE	KSU
.358	Batting	.272	4.20	ERA	6.39
.633	Slugging	.436	255.0	IP	238.0
.480	On-Base Pct	.365	0	CGs	0
82	Doubles	58	5	Saves	8
9	Triples	4	286/126	K/BB	225/144
65	Home Runs	29	.241	OBA	.280
218	Walks	116	26	Errors	32
26/31	SB/SBA	31/41	15	Double Plays	26

### PROBABLE PITCHERS

#### Georgia Tech



**Charlie Willcox**  
 #16 | Fr. | 1-0-0  
 11.1 IP / 7.15 ERA  
 1.76 WHIP / 12 Ks

VS.

#### Kennesaw State



**Nate Hellman**  
 #12 | Fr.-Jr. | 1-1-0  
 12.0 IP / 5.25 ERA  
 1.42 WHIP / 19 Ks

### TOP STORYLINES

- The No. 2 ranked Yellow Jackets are 26-5 overall and 12-3 in the ACC for the first time since 2010.
- Tech has won at least 26 of its first 31 games for only the 7th time in program history: 2010, 2002, 1997, 1994, 1990 and 1971
- Head coach **James Ramsey** is tied with his predecessor, Danny Hall, for the best record by any first-year GT head coach through the first 31 games of their tenure.
- Tech has won its first eight series of the season for the first time since 1994 and are 5-0 in ACC series for the first time since 2005.
- Last Tuesday's 13-3 (8) win over No. 11 Auburn brought GT's record to 17-2 at home for the first time since 2010.
- Tech has won eight straight games, four of which came against Top 15 opponents (3 vs. No. 14 NC State and 1 vs. No. 11 Auburn).
- GT has a chance to extend the winning streak to 9 games with a win over Kennesaw, tied for the longest winning streak since 2016.
- Over the course of the eight-game winning streak, the Jackets are outscoring their opponents 77-19. Tech pitching has delivered a 2.32 ERA, the second-best in the nation – 2nd only to Brown.
- The Yellow Jackets enter this week as the best offense in the country and the best offense in modern college baseball history. In the 16 seasons of the BBCOR era, the 2026 Yellow Jackets have produced the best on-base percentage (.488) and runs/game (11.4) of any Power 4 team after eight weeks in the BBCOR era.
- Tech leads Division I in three standard statistical categories: OBP (.480), OPS (1.113) & runs (353) and are Top 10 in multiple others: batting average (2nd – .358), slugging (2nd – .633), hits (2nd – 385), walks (2nd – 218), doubles (3rd – 82) and HR (6th – 65).
- Tech has scored 353 runs through their first 31 games. It's the most runs Georgia Tech has recorded after 31 games in the program's 131-year history and the most runs any Power 4 team has scored through 31 games in the BBCOR era (since 2011).
- GT is outscoring its opponents 353-134, that +219 margin is the highest through 31 games in program history.
- The Jackets have already matched their record for 20-run games in a single season in the BBCOR era, with three – tying 2023
- Tech has scored 10 or more runs in 19 of its 31 games.
- Earlier this season, vs. West Georgia on March 10, junior **Vahn**

- Lackey** made GT history by becoming the first player in recorded history to play eight different defensive positions in a single game, every position but pitcher. He went 3-for-4 at the plate, finishing a single shy of the cycle to earn Perfect Game National Player of the Week honors and leads the team in runs (44), home runs (11 – tied with Ryan Zuckerman), RBI (39 – tied with Ryan Zuckerman), slugging (.811) OBP (.529) and stolen bases (7-for-7).
- **Drew Burress** has hit a BBCOR era program record 50 home runs over his GT career, the 5th-most in Georgia Tech program history. He is now two home runs away from tying Andy Bruce (1988-91) for the fourth-most HRs by a Yellow Jacket and seven homers shy of the record (57) set by Jason Varitek (1991-94).
- **Jarren Advincula** has been the best hitter in college baseball over his 15-game hitting streak. He is slashing .492 avg / .543 OBP / .746 slug over that stretch with 31 hits (2.07 hits/game), six doubles, two triples, two home runs, 17 runs and 19 RBI.
- He has surged to the top of the ACC in hits (54) tied for 4th-most in the nation, while also being the 10th hardest player to strike out among Power 4 players (10.7 at bats per strikeout).
- **Carson Kerce** leads the NCAA with 17 doubles this season. **Will Baker** is just behind with 13 (22nd in Division I). GT is the only program with multiple players at more than 12 doubles this year.
- **Kerce** is averaging 0.55 doubles/game which puts him on pace to break the program record (27), set by Jay Payton in 1994.
- GT is the only P4 team with 4 players at an OBP of at least .500: **Lackey** (.529), **Hernandez** (.514), **Baker** (.504) & **Advincula** (.500).
- The Jackets lead the nation with 4 players batting over .380: **Advincula** (.422), **Lackey** (.405), **Hernandez** (.389) & **Baker** (.381).
- Tech is the only team with 6 players with at least 35 runs scored. No other program has more than four: **Lackey** (44), **Burress** (42), **Advincula** (37), **Baker** (35), **Hernandez** (35) & **Zuckerman** (35).
- Tech is the only program to have six players with at least 24 walks, no other team has more than four: **Burress** (27), **Lackey** (26), **Hernandez** (25), **Baker** (24), **Schmidt** (24) & **Zuckerman** (24).
- This will be the 39th all-time meeting between GT and KSU, the Jackets lead the series 28-10 after claiming both games from last season (15-4 (7) & 11-4).

**2026 QUICK FACTS**
**GENERAL INFORMATION**

**School**.....Georgia Institute of Technology (Georgia Tech)  
**Location**.....Atlanta, Ga.  
**Enrollment**.....53,067  
**Founded**.....1885  
**Nickname**.....Yellow Jackets, Ramblin' Wreck  
**Mascot**....."Buzz" the Yellow Jacket  
**Official Colors**.....Tech Gold and White  
**Conference**.....Atlantic Coast Conference (ACC)  
**President**.....Dr. Angel Cabrera  
**Faculty Athletic Representative**.....Dr. Jenna Jordan  
**Director of Athletics**.....Ryan Alpert  
**Website**.....www.RamblinWreck.com

**BASEBALL STAFF**

**Head Coach**.....James Ramsey (1st season - 8th at Tech)  
 Alma Mater, Year.....Florida State, 2012  
**Ast. Coach/Pitching/Recruiting Coord.**.....Matt Taylor (3rd year)  
 Alma Mater, Year.....Columbus State, 2017  
**Assistant Coach/Catchers**.....Scott Stricklin (1st year)  
 Alma Mater, Year.....Kent State, 1993  
**Assistant Coach/Base Runners**.....Josh Schulman (2nd year)  
 Alma Mater, Year.....Rochester, 2015 & Texas A&M, 2017  
**Director of Baseball Operations**.....Trey Yunger  
**Strength and Conditioning**.....Steve Tamborra  
**Athletic Trainer**.....Paul Wolkoff  
**Equipment Manager**.....Bill Shackelford  
**Director of Sports Psychology**.....Dr. Jenny Kraska

**HISTORICAL INFORMATION**

**Record Since 1895**.....2,707-1,727-27 (.610)  
**Record at Mac Nease Baseball Park (since 1985)**  
 .....1,067-349-1 (.753)  
**ACC Regular Season Record (since 1980)**  
 .....639-477-2 (.573)  
**ACC Regular Season Championships (Divisional)**.....10  
 1987, 1993, 1997, 2000, 2004, 2005, (2011, 2019, 2021), 2025  
**ACC Tournament Appearances**.....44  
**ACC Tournament Record**.....84-70 (.545)  
**ACC Tournament Championships**.....9  
 1985, 1986, 1987, 1988, 2000, 2003, 2005, 2012, 2014  
**NCAA Tournament Appearances**.....36  
 1959, 1971, 1985, 1986, 1987, 1988, 1989, 1990, 1991,  
 1992, 1993, 1994, 1995, 1996, 1997, 1998, 2000, 2001,  
 2002, 2003, 2004, 2005, 2006, 2008, 2009, 2010, 2011,  
 2012, 2013, 2014, 2016, 2019, 2021, 2022, 2024, 2025  
**NCAA Tournament Record**.....80-73 (.523)  
**NCAA Super Regional Appearances**.....5  
 2000, 2002, 2004, 2005, 2006  
**College World Series Appearances**.....3  
 1994 (2nd), 2002 (T-5th), 2006 (T-7th)  
**College World Series Record**.....4-5 (.444)

**STADIUM INFORMATION**

**Name**.....Mac Nease Baseball Park at Russ Chandler Stadium  
**Year Opened**.....1985  
**Last Renovated**.....2020-21  
**Capacity**.....3,194  
**Dimensions**.....329-382-390-350-334  
**Fence Height**.....10 feet  
**Address**.....Fowler Street & Fifth Street, Atlanta, Ga. 30332

**2026 TEAM INFORMATION**

**Lettermen Returning**.....24  
**Starting Position Player**.....8  
**Starting Pitchers**.....2  
**Newcomers**.....12

**2025 YEAR IN REVIEW**

**Overall Record**.....41-19  
**ACC Record**.....19-11  
**ACC Finish**.....Regular Season Champions  
**ACC Tournament**.....1-1  
**Final Ranking**.....No. 24

NO.	NAME	POS.	YR	B/T	HT	WT	HOMETOWN(LAST SCHOOL)
0	Michael Dee	INF	FR	R/R	6'2"	174	Stone Mountain, GA. (St. Pius X)
1	Parker Brosius	OF	SR	R/L	6'1"	200	Suwanee, GA. (Lambert HS)
2	Jarren Advincula	INF	JR	L/R	6'2"	195	Santa Clara, Calif. (California)
3	Carson Kerce	INF	JR	R/R	5'11"	200	Marietta, GA. (Pope HS)
4	Alex Hernandez	UTL/RHP	SO	R/R	6'2"	210	Cumming, GA. (Forsyth Central HS)
5	Dominic Stephenson	C/OF	FR	R/R	6'0"	208	Marietta, GA. (Harrison HS)
6	Caleb Daniel	OF	SO	L/R	6'0"	188	Cartersville, GA. (Cartersville HS)
7	Will Baker	INF/OF	SO	L/R	6'0"	197	Upper Coomera, Queensland, Australia
8	Drew Burress	OF	JR	R/R	5'9"	185	Houston County, GA. (Houston County HS)
9	Coleman Lewis	OF	FR	L/R	6'1"	220	Lake Park, GA. (Lowndes HS)
10	Kent Schmidt	INF	JR	L/R	6'0"	225	Marietta, GA. (Georgia Southern)
11	Ryan Zuckerman	INF	JR	R/R	6'4"	230	Yardley, PA. (Pittsburgh)
14	Cade Brown	OF/INF	SO	R/R	6'1"	210	Lilburn, GA. (Georgia)
15	Cooper Underwood	LHP	FR	L/L	6'1"	190	Acworth, GA. (Allatoona HS)
16	Charlie Willcox	RHP	FR	S/R	6'3"	218	Santa Rosa Beach, Fla. (South Walton HS)
18	Caden Gaudette	RHP	R-JR.	R/R	6'0"	207	Alpharetta, GA. (Milton HS)
19	Nathanael Coupet	C/INF	R-SO.	R/R	6'0"	218	Boynton Beach, FL (North Broward Prep)
20	Caden Spivey	RHP	SR	R/R	6'2"	193	Vidalia, GA. (Notre Dame)
21	Carson Ballard	RHP	SR	R/R	6'1"	195	Alpharetta, GA. (Wesleyan HS)
22	Tate McKee	RHP	JR	R/R	6'3"	210	Kennesaw, GA. (Mount Paran Christian)
24	Jackson Blakely	RHP	SO	R/R	6'0"	220	Thomaston GA. (Upson-Lee HS)
25	Vahn Lackey	C/INF	JR	R/R	6'2"	215	Suwanee, GA. (Collins Hill HS)
26	Jamie Vicens	RHP	FR	R/R	6'5"	202	Atlanta, GA. (Marist School)
29	Mason Patel	RHP	GR	R/R	6'1"	208	Knoxville, TN Georgia State)
31	Justin Shadek	RHP	R-SO	R/R	6'6"	235	Kinnelon, N.J. (Rutgers)
32	Brett Barfield	LHP	SR	L/L	6'1"	215	Cumming, GA. (Florida State)
34	Drew Rogers	C/INF	SO	R/R	6'1"	220	Tempe, AZ (Hamilton HS)
35	Jake Lankie	RHP	R-SO	R/R	6'2"	191	Alpharetta, GA. (Georgia)
37	Dylan Loy	LHP	JR	L/L	6'0"	208	Pigeon Forge, Tenn. (Tennessee)
39	Tyler Neises	OF/INF	JR	L/R	6'3"	225	Dalton, GA. (Dalton HS)
41	Judson Hartwell	INF/OF	FR	R/R	6'3"	215	Watkinsville, Ga. (Prince Avenue Christian)
43	Dimitri Angelakos	RHP	R-FR	R/R	6'1"	214	Woodstock, GA. (Etowah HS)
49	Kayden Campbell	LHP	SR	R/L	6'1"	210	Cincinnati, OH (Louisville)
54	Riley Hasenstab	RHP	R-FR	R/R	6'2"	218	Duluth, GA. (Duluth HS)
55	Adam McKelvey	LHP	SO	L/L	6'4"	248	Roswell, GA. (Roswell HS)
99	Porter Buursema	RHP	JR	R/R	6'1"	200	Woodstock, GA. (Georgia Southern)

**Coaching Staff**

**Head Coach** – James Ramsey (1st Season)  
**Assistant Coach/Pitching/Recruiting Coord.** – Matt Taylor (3rd Season)  
**Assistant Coach** – Scott Stricklin (1st season)  
**Assistant Coach** – Josh Schulman (2nd season)  
**Director of Pitching** - Jason Richman (3rd Season)  
**Director of Operations** - Trey Yunger (1st season)  
**Player Development Coach** - Steve Tamborra (26th season)  
**Athletic Trainer** - Paul Wolkoff (17th season)  
**Director of Sports Psychology** - Dr. Jenny Kraska (2nd Season)

**PRO-NUN-SEE-AY-SHUN GUIDE**

MICHAEL DEE....."D"  
 PARKER BROSIOUS.....BRO-ZHUS  
 JARREN ADVINCULA.....AD-VINK-YOU-LA  
 CADEN GAUDETTE.....GOD-DET  
 NATHANAEL COUPE.....COO-PAY  
 CADEN SPIVEY.....SPY-VEE  
 VAHN LACKEY.....LIKE "VAUGHN"  
 JAMIE VICENS.....VI-SENS  
 JUSTIN SHADEK.....SHAD-ICK  
 TYLER NEISES.....NICE-IS  
 DIMITRI ANGELAKOS.....AN-GEL-LAH-KOS  
 RILEY HASENSTAB.....HAAS-IN-STOB  
 ADAM MCKELVEY.....MICK-KEL-VEE  
 PORTER BUURSEMA.....BIR-SIM-AH  
 JOSH SCHULMAN.....SHOOL-MAN



**RECRUITING SUCCESS**

• Tech has now signed top-5 classes in four of the last seven years, top-10 classes in five of the last seven years, and had six-straight top-20 Perfect Game recruiting classes, leading the Atlantic Coast Conference in all categories.

• The 2025 class was ranked No. 28 overall, due to only having nine commits. Although the average player grade came in at 6.44 - the 15th best in the nation.

• The class featured three signees that signed MLB contracts, notably Ryan Mitchell (2nd round pick by the Cardinals) and Ryan Hall (5th round pick by the Tigers)

• It also features **Cooper Underwood**, the No. 1 LHP from the state of Georgia and the 2025 Prep Baseball Georgia Player of the Year out of Allatoona HS. He turned down a 7 figure signing bonus from the Brewers after they selected him in the 12th round of the 2025 MLB Draft.

• Underwood was named the third starter for the opening weekend series, becoming the first true freshman pitcher to start on opening weekend for the Yellow Jackets since Adam Finateri in 2022.

**JACKETS FROM 2025 NO. 28 RECRUITING CLASS**

Name	Hometown	Position	PG National Ranking
Michael Dee	Stone Mountain, Ga.	INF	---
Judson Hartwell	Watkinsville, Ga.	INF	317
Coleman Lewis	Lake Park, Ga.	OF	214
Dominic Stephenson	Marietta, Ga.	C/OF	152
Cooper Underwood	Acworth, Ga.	LHP	118
Jamie Vicens	Atlanta, Ga.	RHP	201
Charlie Willcox	Santa Rosa Beach, Fla.	RHP	73

• The 2024 freshman class was rated No. 2 in the nation and featured two players ranked in PG's National top-100: Drew Rogers (No. 23 prospect / No. 3 Catcher) and Alex Hernandez (No. 96 prospect / No. 8 3B).

**JACKETS FROM 2024 NO. 2 RECRUITING CLASS**

Name	Hometown	Position	PG National Ranking
Dimitri Angelakos	Woodstock, Ga.	RHP	---
Will Baker	Upper Coomera, Queensland, Australia	INF	---
Jackson Blakely	Thomaston, Ga.	RHP	---
Caleb Daniel	Cartersville, Ga.	UTL	187
Riley Hasenstab	Duluth, Ga.	RHP	---
Alex Hernandez	Cumming, Ga.	RHP/INF	96
Adam McKelvey	Roswell, Ga.	LHP	---
Drew Rogers	Tempe, Ariz.	C	23

**JACKETS FROM 2023 NO. 5 RECRUITING CLASS**

Name	Hometown	Position	PG National Ranking
Drew Burress	Houston County, Ga.	OF	18
Nathanael Coupet	Boynton Beach, Fla.	C	494
Carson Kerce	Marietta, Ga.	INF	334
Vahn Lackey	Suwanee, Ga.	C	---
Tate McKee	Kennesaw, Ga.	RHP	123
Tyler Neises	Dalton, Ga.	INF	---

**JACKETS FROM 2022 NO. 3 RECRUITING CLASS**

Name	Hometown	Position
Parker Brosius	Suwanee, Ga.	OF
Caden Gaudette	Alpharetta, Ga.	RHP
Carson Ballard	Alpharetta, Ga.	RHP

**PRODUCTION FROM THE PORTAL**

• Georgia Tech's lifeblood lies in high school recruiting but in modern college baseball, portal pickups have become a necessity and Tech has used it to collect key pieces of what the college baseball world believes is a national championship caliber roster in 2026.

**JACKETS FROM THE TRANSFER PORTAL**

Name	Position	Year at Tech	Past School
Jarren Advincula	INF	1st	California
Brett Barfield	LHP	3rd	Florida St
Cade Brown	INF	1st	Georgia
Porter Buursema	RHP	2nd	Georgia Southern
Kayden Campbell	LHP	2nd	Louisville
Jake Lankie	RHP	2nd	Georgia
Dylan Loy	LHP	1st	Tennessee
Mason Patel	RHP	3rd	Georgia St
Kent Schmidt	INF	2nd	Georgia Southern
Justin Shaddek	RHP	1st	Rutgers
Caden Spivey	RHP	2nd	Notre Dame
Ryan Zuckerman	INF	1st	Pitt

**CARDIAC JACKETS**

• Georgia Tech baseball has been in for exciting baseball since 2019, posting a 39-23 record in one-run games.

• Since 2002, Tech has posted an over 60-percent win percentage in one-run games (.629).

**GT BASEBALL RECORD IN 1-RUN GAMES - SINCE 2002**

Year	Record	Pct.
2026	1-0	1.000
2025	7-4	.636
2024	4-3	.571
2023	4-6	.400
2022	6-3	.667
2021	8-4	.667
2020	2-2	.500
2019	10-5	.667
2018	4-5	.444
2017	3-9	.250
2016	8-5	.615
2015	9-3	.750
2014	8-10	.444
2013	8-6	.571
2012	9-7	.563
2011	5-5	.500
2010	5-2	.714
2009	7-3	.700
2008	9-4	.692
2007	5-5	.500
2006	9-6	.600
2005	9-9	.500
2004	10-5	.667
2003	7-4	.636
2002	10-3	.769
<b>TOTAL</b>	<b>163-116</b>	<b>.584</b>

**RAMMER TIME - A NEW ERA OF TECH BASEBALL**

• 2026 is the first season for new Head Coach **James Ramsey** who had been serving as an assistant coach for the past seven seasons.

• Since Ramsey took over coaching the offense in 2019, Georgia Tech leads the ACC in batting average (.311), OPS (.929), OBP (.413), slugging (.516), hits (4,335), doubles (876) and SAC Flies (221), they are second in runs (3,277), triples (93) and RBI (3,027) and third in HR (608).

• Ramsey takes over for the legendary head coach, and Hall of Famer, **Danny Hall**, who retired after his 32nd season in 2025 with the ninth-most wins in college baseball history - 1,452

• This is the first time Tech has had a new head coach since Hall took over in 1994, leading the Yellow Jackets to the College World Series final on the backs of three 1st round draft picks: Nomar Garciaparra, Jason Varitek and Jay Payton.

• This season, Ramsey takes over a team with similar expectations and possibly more 1st round picks. Drew Burress is considered the top outfielder in the upcoming draft along with Vahn Lackey, the top catcher in the class. Jarren Advincula and Alex Hernandez are both projected as Top 50 prospects with the opportunity to play themselves into the 1st round with a strong 2026.

**Returning the Culture**

• Georgia Tech baseball returns eight of the nine players from the starting lineup of the opening game of the Oxford Regional last season: CF Drew Burress, 1B Kent Schmidt, RF Alex Hernandez, C Vahn Lackey, LF Caleb Daniel, 3B Carson Kerce, 2B Will Baker and DH Drew Rogers.

• The Jackets return 11 hitters from last years team, returning 519 hits (82%), 119 doubles (80%), nine triples (75%) 72 home runs (77%) and 375 RBI (80%).

• They return the 2025 team-leaders in batting average (Kent Schmidt - .397), slugging pct. (Drew Burress - .693), on-base pct. (Drew Burress - .469), runs scored (Drew Burress - 77), hits (Vahn Lackey and Alex Hernandez - 77), RBI (Alex Hernandez - 69), doubles (Drew Burress - 23) and home runs (Drew Burress - 19)

• Alex Hernandez was named 2025 ACC Freshman of the Year, giving Tech back-to-back ACC Freshman of the Year after Drew Burress took home the award in 2024. Georgia Tech was already the only program in conference history to win the award in back-to-back seasons after doing so in 1991 (Jason Varitek) and 1992 (Nomar Garciaparra) - now having done so twice.

• Hernandez became the 7th Yellow Jacket to win Freshman of the Year, joining GT legends Drew Burress (2024), Matt Wieters (2005), Micah Owings (2003), Mark Teixeira (1999), Nomar Garciaparra (1992), and Jason Varitek (1991).

• He earned the award after setting a Georgia Tech freshman record with 69 RBI.

• Georgia Tech is now tied with North Carolina for the most freshman of the year awards in ACC history. Since the conference first began awarding them back in 1991, GT and UNC are the only programs with more than five.

• Burress earned his ACC FOTY award and the National Freshman of the Year honor after slugging .821 in 2024- the highest single season slugging percentage in program history, with a minimum of 200 at bats. It was the 4th highest slugging percentage in a single season by a Yellow Jacket, the best since 1926 and the first .800+ slugging season in 45 years (Tommy Thompson (.811) – 1979).

**HIGHEST SLUG % - SINGLE SEASON - GT HISTORY**

Name	TB-AB	Slugging %	Season
1. Tom Angley	93-100	.930	1926
2. Bobby Reeves	97-109	.890	1926
3. Doug Wycoff	81-98	.827	1926
<b>4. Drew Burress</b>	<b>179-218</b>	<b>.821</b>	<b>2024</b>
5. Tom Angley	68-83	.819	1925
6. Tommy Thompson	103-127	.811	1979
7. Jason Varitek	182-228	.798	1993
8. Nomar Garciaparra	213-274	.777	1994
9. Mark Teixeira	186-241	.772	2000
10. Riccardo Ingram	179-237	.755	1987

• The Jackets lineup, lauded by D1 Baseball's Aaron Fitt as "the best position player group...and it's not even close," returns All-Americans Drew Burress and Alex Hernandez, Freshman All-American Caleb Daniel and Buster Posey Award semifinalist Vahn Lackey.

• Tech led the nation in doubles last season (149) and return 119 of those to the lineup this year, while adding in Jarren Advincula (17) & Ryan Zuckerman (16).

**2025 NATIONAL RANKINGS - DOUBLES**

Rank	Team	Conference	Doubles
<b>1.</b>	<b>Georgia Tech</b>	<b>ACC</b>	<b>149</b>
1.	Arizona State	Big 12	149
1.	High Point	Big South	149
4.	New Mexico	Mountain West	148
4.	Murray St.	Missouri Valley	148
6.	Austin Peay	ASUN	141
7.	USC Upstate	Big South	140
8.	Arizona	Big 12	137
9.	California Poly	Big West	136
9.	LSU	SEC	136

• The Jackets were the only Power 4 team with three players at 20+ doubles last year: Burress (23), Kyle Lodise (20) & Carson Kerce (20)

• Tech also returns 60 % of its innings pitched from 2025, including Friday night starter Tate McKee and National Stopper of the Year Finalist/NCBWA All-American, Mason Patel.

• The Jackets pitching staff delivered a 9.37 K/9 rate last season, the third highest in program history.

**2025 REGULAR SEASON ACC CHAMPIONS**

• The Yellow Jackets won their 10th ACC regular season championship with an ACC leading 19 wins in conference play.

• It was the first outright Atlantic Coast Conference regular-season championship in 20 years: 1987, 1993, 1997, 2000, 2004, 2005, 2011 and now 2025 (Divisional titles in 2019 and 2021).

• In true #CardiacJackets form, the team clinched the regular season title on the final day of conference play, with an 8-2 victory at Duke in which Drew Burress went 4-for-4 in the win, reaching base five times with a single, two doubles, a home run and a hit-by-pitch for his 5th-career four-hit game and his second of the weekend.

• Tech finished the 2025 season with a 41-19 record, the best winning percentage since 2019.

• GT pitching held opponents to 8.84 hits-per-nine innings this year, the lowest mark in over a decade (8.43 in 2014).

• The Jackets finished with a 13-7 record on the road (.650 winning %) – tied for the best road record since 2011 (14-3) and the 5th-best road record with at least 20 games played in program history.

• Vahn Lackey was named a semifinalist for the Buster Posey National Collegiate Catcher of the Year award. Georgia Tech is one of three programs with multiple Buster Posey Award winners (Kevin Parada in 2022 and Joey Bart in 2018), alongside Florida State and Southern California.

• Mason Patel became the first finalist for the National Stopper of the Year award in program history, after becoming the first Yellow Jacket in program history to win 11 games without making a single start. His 11 wins last year was the 13th-most in a single season in GT history, most since Kyle Bakker posted 13 wins in 2002.

**THE JACKETS RAKE WITH RAMSEY**

• Since Ramsey took over coaching the offense in 2019, Georgia Tech leads the ACC in batting average (.311), OPS (.929), OBP (.413), slugging (.516), hits (4,305), doubles (868) and SAC Flies (219), they are second in runs (3,144), triples (91) and RBI (2,997) and third in HR (601).

• Over Ramsey's tenure, the Georgia Tech offense has led the nation in multiple categories and have been the class of the ACC - one of the nations most difficult conferences.

**GEORGIA TECH — 2025 FINAL NAT'L/ACC RANKS**

Category	No.	D1 Rank	ACC Rank
Doubles	149	1st	1st
SAC Flies	40	1st	1st
Doubles per game	2.48	7th	1st
Slugging %	.540	11th	2nd
Batting Average	.315	12th	1st
Runs	506	22nd	4th
Hits	632	25th	3rd
Scoring	8.4	26th	2nd
On-Base %	.416	28th	3rd
Home Runs	93	30th	4th

**GEORGIA TECH — 2024 FINAL NAT'L/ACC RANKS**

Category	No.	D1 Rank	ACC Rank
Base on Balls	360	10th	3rd
On-Base Percentage	.420	17th	2nd
Batting Average	.305	29th	6th
Slugging Percentage	.516	30th	7th

**GEORGIA TECH — 2023 FINAL NAT'L/ACC RANKS**

Category	No.	D1 Rank	ACC Rank
Doubles/Game	2.49	3rd	2nd
Average	.323	4th	2nd
Doubles	142	10th	2nd
Slugging percentage	.538	11th	1st
On-base percentage	.416	15th	3rd

**GEORGIA TECH — 2022 FINAL NAT'L/ACC RANKS**

Category	No.	D1 Rank	ACC Rank
Runs per game	9.4	3rd	1st
Average	.327	1st	1st
On-base percentage	.419	6th	2nd
Slugging percentage	.551	5th	2nd
Home runs	115	10th	3rd

**GEORGIA TECH — 2021 FINAL NAT'L/ACC RANKS**

Category	No.	D1 Rank	ACC Rank
Doubles	127	8th	1st
Hits	566	25th	2nd
Home Runs	73	27th	5th

**GEORGIA TECH — 2020 FINAL NAT'L/ACC RANKS**

Category	No.	D1 Rank	ACC Rank
SAC Flies	14	3rd	1st
Doubles	35	28th	7th

\* 2020 season cut short after 16 games

**GEORGIA TECH — 2019 FINAL NAT'L/ACC RANKS**

Category	No.	D1 Rank	ACC Rank
SAC Flies	41	4th	1st
Walks	357	7th	3rd
Batting Average	.297	22nd	1st
On-Base %	.406	11th	1st
Runs	464	16th	3rd
Scoring	7.5	16th	3rd
Hits	635	17th	2nd
Slugging %	.459	27th	3rd

**HITTING**
**LIVING UP TO EXPECTATIONS IN 2026**

- The Yellow Jackets offense entered the 2026 season with as lofty of expectation as you can imagine, being lauded as “the best position player group... and it’s not even close,” by D1 Baseball’s Aaron Fitt. Additionally, D1 Baseball’s Bradley Smart gushed over the talent in the Tech lineup when he said, “This position player group has a chance to be the best in the country. Full Stop.”
- Through 31 games, the Yellow Jackets have lived up to the hype, exploding for a Power 4 BBCOR era record 353 runs against Bowling Green (50), Georgia Southern (25), Stony Brook (51), Georgia State (8), Northwestern (44), Virginia Tech (36), West Georgia (14), Clemson (28), Auburn (15), Pitt (32), NC State (19) and California (33).
- In 8 weekend series, the Jackets are averaging 11.7 runs/game overall & 9.9 runs/game across 5 ACC series.
- 353 runs through the first 31 games of the regular season is the most in the program’s 131-year history and the + 219 margin of victory is also the largest in program history.
- Tech has scored at least 10 runs in 19 of 31 games this season - 61.3 % of all games.
- The Jackets are the only Power 4 team, and one of only two programs in the BBCOR era to record this many runs through the first seven weekends of a regular season. (Also New Mexico State in 2019).
- The 50 runs against BGSU were the most Tech has scored over an opening weekend three-game series in program history.
- The 50-11 overall score was the largest margin of victory (39) for a three-game series since Tech swept Western Carolina by a 47-run margin back in 2019.
- The 27 run outburst in the second game of the series vs. Bowling Green is tied for the most runs scored by GT in a single game since 1994 – Danny Hall’s first year with Georgia Tech, and the year the Yellow Jackets finished runners-up at the College World Series.
- The Jackets went on to win their three non-conference weekend series by at least a 30-run margin: +39 vs. BGSU, +33 vs. Stony Brook and +32 vs. Northwestern.
- 25 runs at Georgia Southern are the most GT has ever scored in the series’ 144 game history, while the 24-run victory was the largest margin of victory in the BBCOR era (since 2011) and the largest since defeating Virginia Tech by 25 runs on May 14, 2005 (27-2).
- Tech delivered its third 20+ run game of the season on Sunday against Stony Brook (Feb. 22). It was the third 20-run game of the season, matching the BBCOR era record for a single season and the most, overall, since 2010.
- GT smashed Virginia Tech 16-1 in its ACC opener, the most in an ACC opener since scoring 25 against Maryland in 1995.
- The 15-run margin of victory is the most in Tech has had an ACC game since beating Clemson, 18-2, last year. They matched that 15-run margin this past weekend, defeating Cal 17-2 (7) in that series opener.

- Tech would go on to defeat Cal 33-7 over the series, the largest margin of victory in an ACC series since 2011.
- GT set a program record with three straight run-rule victories over Power 4 competition: 10-0 (8) vs. No. 14 NC State / 13-3 (8) vs. No. 11 Auburn / 17-2 (7) at Cal.
- The 13-3 (8) win over No. 11 Auburn was played in front of the largest midweek crowd in Mac Nease Baseball Park history (4,033). It was the first game decided by run-rule in program history against an SEC team, giving Tech a 1-0 record vs. the SEC in games decided by a run-rule.
- The 13 runs scored tonight were the most Tech has put up on an SEC opponent since scoring 13 against Georgia in 2013 and the most runs Tech has scored against Auburn since scoring 20 against them back in 2004.

**SETTING THE TONE IN THE SERIES**

- Tech has won the series opener of all eight series this season for the first time since 1957.
- Georgia Tech has been dominant in series openers this season, winning all eight by a combined score of 99-26, including four run-rule victories: 17-3 (7) vs. Northwestern / 16-1 (7) vs. Virginia Tech, 10-0 (7) at No. 8 Clemson and 17-2 (7) at California.
- Tech is outscoring opponents 57-13 in its five ACC series openers, an average of 11.4 runs for and only 2.6 against.
- A major factor in the Jackets’ incredible series starts has been the starting pitcher, Tate McKee. He has made 24 consecutive series opening starts, leading GT to a 20-4 record in those games. Tech has won each of the last 11 series begun by him dating back to last season.

**GENERATIONAL OFFENSE**

- The Yellow Jackets enter this week as the best offense in the country and the best offense in modern college baseball history. In the 16 seasons of the BBCOR era, the 2026 Yellow Jackets have produced the best batting on-base percentage (.480) and runs scored (353) of any Power 4 team after eight weeks in the BBCOR era.
- Tech leads Division I in three standard statistical categories: on-base percentage (.480), OPS (1.113) and runs (353) and are Top 10 in multiple others: batting average (2nd – .358), slugging (2nd – .633), hits (2nd – 385), walks (2nd – 218), doubles (3rd – 82) and home runs (6th – 65).
- The Jackets also lead Division I in four advanced stats: WOBA (.495) WRC (332) WRAA (120) and WRC+ (157).
- The Jackets are the only team with an OPS over 1.100 and lead the nation by .032 over the next closest team (Georgia - 1.081).
- Tech is the only team in Division I with an OBP over .465, coming in .019 points ahead of the next best team: Texas Tech (.461).
- The Jackets are scoring an average of 0.8 run/game more than the next closest team - Texas Tech (10.6).
- All nine of the regular starting nine for GT are batting over .300 with an OBP over .400.

**GEORGIA TECH — 2026 NAT’L/ACC RANKS**

Category	No.	D1 Rank	ACC Rank
OPS	1.113	1	1
On-Base %	.480	1	1
Runs	353	1	1
Scoring (Runs/Game)	11.4	1	1
WOBA	.495	1	1
WRC+	157	1	1
WRC	332	1	1
WRAA	120	1	1
Batting Average	.358	2	1
Hits	385	2	1
Slugging %	.633	2	1
BABIP	.411	2	1
Walks	218	2	2
Doubles	82	3	1
Doubles/Game	2.65	3	1
Home Runs	65	6	2
HR/Game	2.10	6	2

- Carson Kerce leads the NCAA with 17 doubles this season. Will Baker is just behind with 13 (22nd in Division I). GT is the only program in the nation with multiple players delivering more than 12 doubles this year.
- Kerce is averaging 0.55 doubles/game which puts him on pace for 30 by the end of the season. The program record is 27, set by Jay Payton in 1994.
- GT is the only Power 4 program to have four players with an OBP of at least .500 this season: Vahn Lackey (.529), Alex Hernandez (.514), Will Baker (.504) and Jarren Advincula (.500).
- The Yellow Jackets lead the nation with four different players batting over .380: Jarren Advincula(.422), Vahn Lackey (.405), Alex Hernandez (.389) and Will Baker (.381).
- Georgia Tech is the only team in the nation with six players with at least 35 runs scored. No other program has more than four: Vahn Lackey(44), Drew Burress (42), Jarren Advincula (37), Will Baker (35), Alex Hernandez (35) and Ryan Zuckerman (35).
- Tech is the only program to have six players with at least 24 walks, no other team has more than four: Drew Burress (27), Vahn Lackey (26), Alex Hernandez (25), Will Baker (24), Kent Schmidt (24) and Ryan Zuckerman (24).

**2026 NAT’L/ACC RANKS - INDIVIDUAL**

Player	Category	No.	D1 Rank	ACC Rank
Carson Kerce	Doubles	17	1	1
Carson Kerce	2B/Game	0.55	2	1
Jarren Advincula	Hits	54	4	1
Jarren Advincula	Hits/Game	1.74	6	1
Vahn Lackey	Runs	44	7	1
Vahn Lackey	Runs/Game	1.42	9	2
Jarren Advincula	Avg.	.422	14	2
Drew Burress	Runs	42	15	5
Vahn Lackey	Slug. %	.811	15	6
Drew Burress	Runs/Game	1.35	20	6
Vahn Lackey	Total Bases	90	21	3
Will Baker	Doubles	13	22	3
Vahn Lackey	OBP	.529	23	2

**STREAKS**

- The Jackets hold a number of hitting and on-base streaks this season

**Active Hitting Streaks - GT Baseball**

Name	Hit Streak	Since	Longest
Jarren Advincula	15 games	March 10	15 <sup>S</sup>
Drew Burress	6 games	March 28	12

- Advincula's 15 game hitting streak is even more impressive, considering he has made multiple hits in 11 of the 15 games and nine of his last 12.

- Advincula leads the team with 19 multi-hit games this season - 61.3 % of total games.

**Active On-Base Streaks - GT Baseball**

Name	On Base Streak	Since	Longest
Alex Hernandez	33 games	May 30, 2025	Same
Jarren Advincula	15 games	March 10	24 <sup>S</sup>
Ryan Zuckerman	13 games	March 13	17
Vahn Lackey	10 games	March 20	30
Drew Burress	7 games	March 27	56

*\$ Accomplished while playing at Cal*

- Drew Burress held a 56 game on-base streak from April 28, 2024 - April 19, 2025 - the 5th longest on-base streak in program history, and the longest since 2007.

**Longest On-Base Streaks - GT Baseball History**

Name	Started	Ended	Streak
Danny Payne	2006	2007	80
Scott Jordan	1984	1985	79
Jason Varitek	1993	1994	65
Mark Teixeira	2000	2001	58
Richard Lewis	2000	2001	56
<i>Drew Burress</i>	<i>April 28, 2024</i>	<i>April 19, 2025</i>	<i>56</i>

- Earlier this season, Vahn Lackey set a career high with an 11 game hit streak.
- Advincula's 15 game hit streak is the longest by any Jacket this season.
- Kent Schmidt set a career high with a 26 game on-base streak that extended back into 2025.
- Alex Hernandez' current 33 game on-base streak is the longest on the team and the longest by any Yellow Jacket since Burress' 56 game streak last season.

**Last Thursday: GT 17 - Cal 2 (7)**

- The offense scored 10+ runs for the 19th time in 29 games this season. This was the sixth time this year the Jackets have scored 15+.
- The Jackets scored nine runs in the first inning, marking the 22nd inning this season with at least five runs scored.
- The nine runs were the second most in an inning this season, behind only the 11-spot they put up against Bowling Green on Opening Day.
- Junior Jarren Advincula extended his hitting streak to a team-high 13 games, going 3-for-4 and tying his career high with 5 RBI. He hit two doubles in the first inning, scoring three and doubling his season total for 2B to four, before hitting his first triple of the season in the third inning to score two more.
- He has now recorded 35 RBI this season, surpassing his

previous career high for a single season (33) set last season while he was playing at Cal.

- The former Golden Bear has recorded multiple hits in eight of his last 10 games and 10 of his last 13 dating back to March 10. He would match his career-long hitting streak should he collect a hit in each of the next two games against his former team.

- This was Advincula's fifth career triple and first in White & Gold.

- The Santa Clara, Calif. native becomes the first Yellow Jacket to reach 50 hits this season.

- Sophomore Will Baker recorded his first-career multi-home run game, launching a pair of homers in the fourth and fifth innings. He doubled his season total from before the game, now standing at four HRs this year and 10 for his career.

- Baker finished with three hits (3-for-5) with three RBI and matching his career high with three runs scored.

- Junior Drew Burress went 1-for-3 with two walks and three runs scored.

- His two-run go-ahead double in the second inning were his 150th and 151st RBI in White & Gold. He is now 20 RBI away from cracking the all-time Top 20 in program history.

- Junior Vahn Lackey went 1-for-2 at the plate, hitting a double, walking twice and reaching on an error. He would set a new career high with four runs scored, bringing his season total to a team-best 41.

- He has hit 10 doubles this season, becoming the fourth Yellow Jacket with 10+ doubles.

- Speaking of doubles, junior Carson Kerce hit his NCAA leading 17th double of the season. He is on pace for 32 doubles this season, the program record is 27, set by Jay Payton in 1994.

- Junior Kent Schmidt had a very unique stat line, going 0-for-2 but delivering three RBI. He hit a SAC fly and drew a bases loaded walk in the first inning, going 0-for-0 with two RBI before grounding into a fielder's choice with runners at the corners in the third inning, for his third RBI.

- Freshman Coleman Lewis delivered his first-career home run, blasting a pitch 106 mph into right field to make it a 15-0 game in the 5th

- Sophomore Alex Hernandez extended his on-base streak to a career best 31 games when he walked in each of his first three plate appearances. He has reached base in every game this season.

**Last Friday: GT 7 - Cal 2**

- Junior Drew Burress was the only Yellow Jacket to record multiple hits, going 2-for-5 with a double and a run scored.
- He has now hit 11 doubles this season, giving him four extra base hits over his last five games.
- Junior Jarren Advincula extended his hitting streak to a team-high 14 games, going 1-for-3 with a double, two walks and a run scored.
- He entered this weekend with two doubles to his name and has now delivered three in the two games played during this series. He leads the team with four extra base hits this series – also a triple.
- Junior Ryan Zuckerman launched his 11th home run of the

season in the first inning. It was a three-run shot to make it 4-0 before Cal even got a chance to hit.

- Zuckerman is now tied with Lackey for the most home runs on the team (11). He is two home runs shy of his career high (13), set while playing at Pitt last season.

- He now leads the team with 39 RBI this season, nine shy of the career high (48) he set last season.

- Schmidt has delivered 15 RBI in ACC play this year, tied with Carson Kerce for the most on the team.

- Sophomore Alex Hernandez extended his on-base streak to a career best 32 games with a two-run home run to make it 6-0 in the third inning. He has reached base in every game this season.

- It was Hernandez' 6th home run of the year and his 22nd as a Yellow Jacket.

- Junior Kent Schmidt went back-to-back with Hernandez, sending an opposite field drive to left for his 2nd home run of the season and putting the Jackets in front, 7-0.

- It was his 9th career home run and seventh as a Yellow Jacket after recording two HRs in his freshman season at Georgia Southern.

**Last Saturday: GT 9 - Cal 3**

- The West Coast Jackets are now 6-0 when playing ACC games in California and 10-0 in games against Cal (7-0) and Stanford (3-0) since they joined the ACC in 2024-25.

- The Jackets scored one run in the first inning thanks to the home run from Burress. They outscored Cal 14-0 over the course of the series.

- Tech has now scored in the first inning of each of their last six ACC games and 10 of 15 overall (66.7% of the time).

- Junior Drew Burress recorded his 50th career collegiate home run in the first inning. He is the 5th Yellow Jacket ever to hit 50 home runs, joining Jason Varitek (1991-94) J.J. Thomas (1995-97), Tony Plagman (2007-10) and Andy Bruce (1988-91).

- He came around to score three times, his sixth 3+ run game of the season and the 17th of his career.

- He has scored 42 runs this season, the second most on the team behind Vahn Lackey (43). He has scored 192 runs over his career, the 18th most runs scored in Georgia Tech history.

- He is now four runs away from tying the BBCOR era program record for career runs, currently held by Wade Bailey (196 runs – 2015-18).

- He recorded three hits in total, going 3-for-5 with a home run and two singles – extending his hitting streak to six games. He has recorded multiple hits in four of the six games on this streak including three hits on back-to-back Saturday games.

- Junior Jarren Advincula extended his hitting streak to a team-high 15 games, matching his career best. He went 3-for-5 for the day with a double and a triple, finishing a home run shy of the cycle.

- He entered this weekend with two doubles to his name and has now delivered four in the three games played during this series. He led the team with six extra base hits this series – four doubles and two triples.

- He drove in three RBI today, giving him a team-high eight for the series.

- Junior Vahn Lackey went 2-for-4 with and RBI and two runs scored.

- He continues to lead the team in runs (44), home runs (11 – tied with Zuckerman), RBI (39 – tied with Zuckerman), total bases (90), slugging (.811), OBP (.529) and stolen bases (7-for-7).

- Sophomore Alex Hernandez extended his on-base streak to a career best 33 games with a 3-for-4 performance, lacing a double and driving in two. He has reached base in every game this season.

- The 2025 ACC Freshman of the Year brought his RBI total to 29 for the season. He has driven in 98 runs over his 89 games in college, after setting the GT freshman record with 69 RBI last year.

- Junior Kent Schmidt delivered an RBI off a groundout, he leads the team with 23 RBI in ACC play – 1.53 RBI/ game.

### **Last Midweek: GT 13 - Auburn 3 (8)**

- This was the first win over Auburn since 2023 and the first mercy-rule win in the series 250 game history.

- This was the first game decided by run-rule in program history against an SEC team, giving Tech a 1-0 record vs. the SEC in games decided by a run-rule.

- The 13 runs scored tonight were the most Tech has put up on an SEC opponent since scoring 13 against Georgia in 2013 and the most runs Tech has scored against Auburn since scoring 20 against them back in 2004.

- The Jackets scored six runs in the second inning, marking the 21st inning this season with at least five runs scored (9.6% of total innings).

- Junior Drew Burress led the team with three RBI, going 2-for-4 with a double and a single that would turn into an inside the park home run thanks to an Auburn error in the outfield.

- He scored two runs, giving him 35 runs this season, the second most on the team behind Vahn Lackey (37). He has scored 185 runs as a Yellow Jacket, tying him with Jay Payton and Mark Fischer for the 20th most runs scored in Georgia Tech history.

- He is now 11 runs away from tying the BBCOR era program record for career runs, currently held by Wade Bailey (196 runs – 2015-18).

- His two-run go-ahead double in the second inning were his 150th and 151st RBI in White & Gold. He is now 20 RBI away from cracking the all-time Top 20 in program history.

- He connected for his 10th double of the season, bringing his career total to 48, two shy of the all-time GT Top 20.

- Junior Vahn Lackey went 1-for-4 at the plate, connecting for his team-leading 11th home run of the season, driving in two runs in the process.

- Lackey has now hit as more home runs this season (11) than he did in his freshman and sophomore seasons combined.

- He now stands at 38 RBI for the season, the most on the team. He continues to lead the Yellow Jackets offense in almost every offensive category this season: avg (.416), runs (37), home runs (11), RBI (38), slugging (.851) OBP (.532) and stolen bases (7-for-7).

- Junior Ryan Zuckerman got the scoring started with his 10th home run of the season, a two-run 430-foot blast to the opposite field in the second inning. He is now three homers shy of his career high despite playing in just over half of the games it took him to accomplish it last season (10 HRs in 28 games in 2026 / 13 HRs in 55 games in 2025).

- Zuckerman has driven in 36 runs this season, two behind Lackey for the most on the team.

- Junior Kent Schmidt scored a pair of runs, going 1-for-2 with a pair of walks. He leads the team with 1.1 walks/game this season, standing three total walks shy of the team leader (Burress) despite playing in eight fewer games due to an injury earlier in the year.

- Junior Carson Kerce led the team with three runs scored, going 2-for-3 with a two-run home run and a walk.

- He has hit three home runs this season, one shy of his career high which he set last season.

- Junior Jarren Advincula extended his hitting streak to a team-high 12 games and has recorded multiple hits in seven of his last nine games and nine of his last 12 dating back to March 10. He would match his career-long hitting streak should he collect a hit in each of the next three games against his former team, California.

- Advincula finishes the month of March with multiple hits in 10 out of 17 games.

- Sophomore Caleb Daniel came off the bench in the 8th inning, swinging at the first pitch he saw and depositing it 370 feet into the trees in right field.

- It was his 7th home run of the season, the third most on the team behind Lackey and Zuckerman. Daniel has already matched his freshman year home run total this season.

- The pitch he hit out was the first pitch he had seen in a game in nine days after not getting an at-bat this past series vs. NC State.

- This was his first-career walk-off hit and the Jackets' 5th walk off of the season, including each of the last two games.

- Sophomore Alex Hernandez extended his on-base streak to a career best 30 games with an RBI double in the 7th He has reached base in every game this season.

WEEK	BA	USA	NCBWA	D1	PG
Preseason	4	4	4	5	2
Week 1	4	4	4	5	2
Week 2	4	4	4	5	2
Week 3	4	5	4	5	3
Week 4	4	4	4	4	3
Week 5	3	3	3	3	3
Week 6	3	3	3	3	3
Week 7	3	3	3	3	3
Week 8	3	3	3	3	2

BA = Baseball America, USA = USA Today, NCBWA = NCBWA, D1= D1Baseball.com, PG = Perfect Game N/A = poll not out before release of notes rv = receiving votes

The Yellow Jackets were the highest ranked team in the conference across four different national preseason top-25 polls: No. 2 (Perfect Game), No. 4 (Baseball America), No. 4 (USA Today Coaches Poll) and No. 5 (D1 Baseball).

The No. 2 preseason ranking is the fourth highest in program history and the highest since 2003 (BA), 2001 and 1994 when the Jackets were preseason No. 1.

Tech earned its highest preseason ranking from Baseball America since 2006 (the last time GT reached the College World Series)

The No. 4 ranking from the Coaches Poll was the highest in that poll since Tech was ranked preseason No. 2 in 2003.

The No. 5 ranking from D1 Baseball was the best Tech has received since the publication began doing preseason rankings in 2014.

The Yellow Jackets are officially a consensus Top 5 team headed into the season. It is the first time Tech has been consensus Top 5 at any time since 2006, the last time the Jackets went to the College World Series.

is the first time GT is a consensus Top 5 team in the preseason since 2003, 23 years ago.

"It's great to see us ranked so highly to start the season," head coach James Ramsey said. "It's a reflection of all the hard work that our players and staff have been putting in since the end of last season both in recruiting new players and continuing to develop the talent that helped us to an ACC Championship last year. We're all excited to get to work and put a product on the field that Georgia Tech can rally behind and be proud of. We know our fanbase is ready for championship level baseball on The Flats and our team couldn't be more excited to play this season in front of them."

This week, Georgia Tech was ranked No. 2 in the Perfect Game poll, marking the highest ranking Georgia Tech has had on Week 8 or later since 2010.

## **JACKETS IN THE POLLS**

### GAME-WINNING PLAYS

*Game-winning plays are ones that give Tech the lead or break a tie en route to win*

Game	Play	Inning	Final
vs BGSU	Daniel - ITP Home Run	3rd	11-5
vs BGSU	Hernandez - 3-run HR	3rd	27-4
vs BGSU	Lackey - RBI Single	1st	12-2
at GS	Schmidt - RBI Single	1st	25-1
vs. SBU	Hernandez - 2-run HR	5th	14-5
vs. SBU	Lackey - Solo HR	5th	10-5
vs. SBU	<i>Lackey - RBI Single</i>	10th	6-5
vs. SBU	Burress - Solo HR	1st	21-3
vs. NU	Daniel - Solo HR	2nd	17-3
vs. NU	Baker - 2 RBI single	2nd	13-3
vs. NU	Zuckerman - Solo HR	5th	14-6
at GSU	Baker - SAC Fly	4th	4-1
vs VT	Schmidt - 2 RBI single	1st	16-1
vs VT	Lackey - 2-run HR	7th	14-5
vs. UWG	Hernandez - Solo HR	1st	14-0
at CU	Burress - 2-Run HR	3rd	10-0
at CU	Lackey - Solo HR	2nd	9-3
at Pitt	Schmidt - RBI Single	1st	11-9
at Pitt	Schmidt - RBI Double	2nd	12-4
NC State	Advincula - Solo HR	1st	3-1
NC State	Burress - RBI Triple	8th	6-4
NC State	Lackey - RBI groundout	1st	10-0
Auburn	Burress - 2 RBI double	2nd	13-3
at Cal	Advincula - 2 RBI double	1st	17-2
at Cal	Schmidt - RBI FC	1st	7-2
at Cal	Burress - Solo HR	1st	9-3

*italics indicates Walk-Off hit*

### GAME-WINNING RBI LEADERS

Player	2026	Career at GT
Drew Burress	4	16
Kent Schmidt	5	9
Vahn Lackey	6	8
Alex Hernandez	3	8
Parker Brosius		5
Carson Kerce		5
Caleb Daniel	2	5
Will Baker	2	5
Jarren Advincula	2	2
Tyler Neises		1
Ryan Zuckerman	1	1

### CAREER WALK-OFF HITS

Player (Date)	Play	Inning	Final
Parker Brosius (3/8/24 vs. YSU)	2-RBI double	8th	15-5
Parker Brosius (4/2/24 vs. Presbyterian)	RBI bunt single	7th	9-8
Drew Burress (2/15/25 vs. ODU)	Grand Slam	9th	7-3
Alex Hernandez (3/2/25 vs. WMU)	2-run HR	7th	13-3
Drew Burress (4/12/25 vs. Cal)	RB Single	8th	15-5
Kent Schmidt (4/27/25 vs. UVA)	Solo HR	10th	7-6
Will Baker (2/14/26 vs. BGSU)	2-RBI double	7th	12-2
Vahn Lackey (2/21/26 vs. SBU)	1-RBI single	10th	6-5
Will Baker (2/28/26 vs. NU)	SAC Fly	7th	13-3
Jarren Advincula (3/29/26 vs. NCSU)	RBI Single	8th	10-0
Caleb Daniel (3/31/26 vs. Auburn)	Solo HR	8th	13-3

### PITCHING

*The Matt Taylor Effect*

• 2026 is the third year on The Flats for pitching coach Matt Taylor and Director of Pitching Jason Richman.

• Tech pitching is enjoying its hottest stretch of the season and its hottest stretch since 2014 - over the eight-game win streak. Tech pitching has allowed just 17 earned runs good for a 2.32 ERA - the lowest among Power 4 teams over that time and the 2nd lowest in the nation, behind only Brown.

• The pitching has held opponents to under five runs in each of the last eight games, marking the longest stretch since 2014 (nine games). Should they hold Kennesaw to 4 or fewer, it would match the longest streak since 2011.

• Last season, the Tech pitching staff improved in just about every statistical category and with 60% of the innings pitched returning for 2026 infused by a very well regarded freshman and transfer class. The Jackets are hoping to be even stingier on the mound this year.

• GT pitching finished 2025 with a 4.91 team ERA, its lowest in 6 years (2019 – 4.46) & 4th lowest in the ACC.

• It was the first time Tech has been in the Top 5 of the conference in ERA since 2011.

• The Jackets struck out 527 opposing hitters this past season and have struck out at least 500 in every season since the pandemic shortened 2020 campaign – one of only four ACC programs to have done so (also FSU, Duke and UNC).

• GT improved its ERA by 1.57 runs from 2024 to 2025, the third largest improvement among Power 4 programs and the largest improvement by any Power 4 team to make a Regional.

• So far, through 31 games, Tech pitching is striking out opponents at a 10.1 K/9 clip, the 35th best rate in the nation and the 7th best in the ACC.

• Tech pitching surrendered five or fewer runs in each of its first eight games for the first time since 2014 and only the second time in the 21st century.

• GT matched a program record with 19 strikeouts at Georgia Southern, the most since 1989 & only the 3rd time it has been accomplished in 131 years of GT baseball

Stat	2026	2024	Change	'14-'24 avg.	Change
ERA	4.20	6.48	2.28	5.45	1.25
H/9	8.19	9.99	1.80	9.70	1.51
BAA	.241	.283	.042	.278	.037
WHIP	1.40	1.61	.21	1.57	.17
K/9	10.1	9.2	0.9	8.35	1.74
BB/9	4.45	4.49	.04	4.43	-.02
K/BB	2.27	2.06	.21	1.94	.33

• Prior to joining the Yellow Jackets, Taylor was the minor league pitching coordinator for the Atlanta Braves after three seasons as the pitching coach at Georgia State.

• On opening weekend, the Jackets recorded 37 strikeouts in 25.0 innings, good enough for a 13.33 K/9 clip, the 23rd best mark in the country and the fifth highest in the ACC.

• Jackson Blakely recorded nine strikeouts in his first career start, the most Ks by any Tech pitcher making career start No. 1 since at least the turn of the century.

• R-freshman Dimitri Angelakos also made his first career start, one week after Blakely against Georgia State,

pitching 5.0 scoreless innings with five strikeouts and only two hits allowed. He was perfect through the lineup for the first time, retiring the first nine batters he faced.

- Against NC State, the pitching staff held No. 14 NC State to just 5 runs over three games. The fewest runs allowed in a series against a Top 25 opponent since 2006.

- Against Cal, the pitching held the Golden Bears to just seven runs, allowing for the largest margin of victory in an ACC series since 2011 (33-7).

- In game two, vs. Cal, Tech struck out 13 batters while only walking one - the best strikeout to walk ratio in an ACC game in the Matt Taylor era and the best since 2021.

- In the Cal series, Tech starting pitching did not surrender an earned run in 13.1 innings of work, marking the first time GT starters have posted a 0.00 ERA over an ACC series since at least the turn of the century.

#### Jackets with a K/9 over 10.00 - 2026

Name	IP	Class	K/9
Jamie Vicens	4.0	Fr	18.00
Adam McKelvey	6.0	So.	16.50
Justin Shadek	13.1	r-So.	13.50
Caden Spivey	10.2	Sr.	12.66
Porter Buursema	14.1	Jr.	12.56
Jake Lankie	13.1	r-So.	12.15
Carson Ballard	12.0	r-Jr.	11.25
Jackson Blakely	29.2	So.	10.01

#### Last Thursday: GT 17 - Cal 2 (7)

- The GT bullpen scoreless streak ended at 9.2 innings – 2.2 innings shy of the season-long set over the course of four games from Feb. 24-March 1.

- Junior Tate McKee made his 24th consecutive series opening start, pitching 4.0 scoreless innings with four strikeouts, three hits and one walk before being pulled when the game was out of hand (14-0).

- Tech improves to 20-4 in series openers started by McKee (.833 win %) and have won each of the last 11 series begun by him.

- McKee has pitched a team-high 24.1 innings in ACC play this year with a tidy 2.96 ERA.

- He improves to 5-0 on the season, collecting his third win of ACC play across five starts.

- This was McKee's fifth outing of the year with one or fewer earned runs allowed, surpassing his season total from last year when he did so four times over 16 starts.

- McKee now owns a 3.35 ERA this year over the course of 37.2 innings pitched.

- Sophomore Adam McKelvey made his seventh appearance of the season, coming in for the fifth inning. He recorded his 11th strikeout of the season and is striking out batters at a team high 16.50-per-nine clip.

- R-Freshman Dimitri Angelakos pitched the final two innings of the game, collecting six outs, two strikeouts and allowing only one hit and one walk.

- This was his fifth scoreless outing over seven appearances, lowering his ERA to 3.31 for the season over 16.1 innings of work.

#### Last Friday: GT 7 - Cal 2

- The Jackets recorded 13 strikeouts, tied for the most in an ACC game this season, while only walking one. It was the second-best strikeout to walk ratio this season after tying a program record with 19 strikeouts against Georgia Southern in the fourth game of the year, also only walking one.

- Junior Porter Buursema delivered a phenomenal showing in his second start as a Yellow Jacket, matching his career highs with 4.0 innings and six strikeouts and allowing only one unearned run.

- Buursema allowed only two hits and one walk over his 4.0 innings of work, delivering twice as many strikeouts as baserunners allowed.

- He has pitched a career-high 14.1 innings this season and set a new career high with 20 strikeouts, becoming the fourth Tech pitcher to break the 20 K mark in 2026, along with Tate McKee, Jackson Blakely and Dylan Loy.

- Senior Brett Barfield was the first out of the bullpen, striking out three and surrendering just one hit over his 1.0 innings on the mound.

- This was his 11th appearance of the season, tying Caden Gaudette for the most on the team.

- It was his fifth straight scoreless appearance and ninth overall this year as he lowered his ERA to a team-best 1.86.

- He would get credit for the win, improving his record to 2-0 this season.

- Barfield has enjoyed a breakout season thus far in 2026. He entered the season with a 7.90 career ERA over 35.1 innings and has pitched 9.2 innings with a 1.86 ERA as a senior.

- He has now pitched 5.0 scoreless innings in ACC play with a win and a save.

- R-sophomore Jake Lankie pitched 2.0 innings after that, pitching the 6th and 7th He would allow one unearned run, lowering his season ERA to 4.73 over 13.1 innings of work.

- He would strike out three batters, marking his third outing of the year with at least 2.0 innings pitched, three strikeouts and zero earned runs allowed.

- Senior Caden Spivey pitched a 1-2-3 eighth inning, throwing as hard as 96 mph and finishing his inning with his 15th strikeout of the season.

- Freshman Charlie Willcox polished off the game with his second 1-2-3 inning of the week. He needed only eight pitches (seven of which were strikes) to collect the final three outs.

#### Last Saturday: GT 9 - Cal 3

- Tech pitching has held Cal to just three runs, marking the eighth straight game holding opponents under five runs, the longest streak since 2014.

- Sophomore Jackson Blakely continued his incredible season, pitching 5.1 scoreless innings with two hits, no walks, no runs and six strikeouts.

- He has only allowed runs in one of his five starts this season (24.2 innings) and has now held opponents off the board in 16.1 consecutive innings dating back to March 14.

- Blakely has only allowed runs in one of his even appearances this year, including two games out of the bullpen against Georgia Southern and Virginia Tech.

- He lowers his ERA to a team-best 1.82 while bringing his record to 4-1 over 29.2 innings of work.

- R-Junior Caden Gaudette made his team-leading 12th appearance of the season, coming in with a runner in scoring position in the sixth inning and doing what he does best, get the Jackets out of innings.

- Gaudette retired both batters he was tasked with in the sixth, only needing six pitches to do so, lowering his season ERA to 3.60.

- Mason Patel got the ball in the eighth inning with two outs. Since recovering from an injury that saw him miss 20 days, Patel has made four appearances out of the bullpen, pitching 6.2 scoreless innings with a victory and two saves.

- Over the last two seasons, Patel has made 27 appearances out of the bullpen, posting 12 wins and seven saves.

#### Last Midweek: GT 13 - Auburn 3 (8)

- Tech pitching held No. 11 Auburn to just three runs, marking the 21st time that GT has allowed five or fewer runs (75 % of games), GT is 21-0 when doing so

- This marked the second straight game and the 11th time this season the Tech bullpen has held an opponent scoreless.

- The GT bullpen has not allowed a run in 9.1 innings. That's three innings shy of the season-long set over the course of four games from Feb. 24-March 1.

- Freshman Cooper Underwood got his fifth start of the season, tossing a scoreless first inning before running into trouble in the second.

- He was relieved by r-sophomore Jake Lankie who threw one pitch to induce an inning ending groundout for a tidy outing. This was his eighth outing of the season, matching his total appearances from last season. It was his sixth outing without allowing an earned run, dropping his ERA to 5.56 for the season.

- Senior Kayden Campbell made his ninth appearance of the season to start the third inning recording an out before handing the ball off to Loy.

- Junior Dylan Loy entered the game with the bases loaded in the third inning, recording a strikeout on three pitches before inducing an inning ending flyout to keep momentum on the GT side.

- He would toss a 1-2-3 inning in the fourth, beginning what would become 11 consecutive outs by Tech pitchers.

- Loy would get credit for the win, bringing his record to 2-1 for the season in his ninth appearance.

- This was Loy's fourth appearance out of the bullpen this season. He has thrown 11.0 innings in relief this season, allowing only four hits and zero runs while striking out 11.

- Senior Brett Barfield got the ball for the fifth inning, retiring all three Auburn batters he faced on only eight pitches.

- He lowers his season ERA to 2.08, the lowest on the [www.RamblinWreck.com](http://www.RamblinWreck.com)

team. This was his 10th appearance of the season, the second most on the staff behind only Caden Gaudette.

- Freshman Charlie Willcox pitched a 1-2-3 sixth inning recording a pair of strikeouts in his seventh appearance of the season. He has now struck out 12 in 10.1 inning of work this year.
- R-junior Carson Ballard allowed a walk in the seventh but also struck out two to maintain the 8-3 advantage.
- Senior Caden Spivey was dominant for the eighth inning, posting a 1-2-3 inning and striking out two on 13 pitches. He would be the last Yellow Jacket to touch the ball as Daniel connected for a walk-off home run in the bottom of the inning to secure the run-rule win.

### MISCELLANEOUS

#### D1 BASEBALL PRESEASON POSITION RANKINGS

- Georgia Tech was all over D1 Baseball's annual preseason player rankings. The publication ranked their top 50 players of each position, the top 150 outfielders, top 200 starting pitchers and top 100 relievers.
- Tech was represented on every list including being the only program in the nation with six position players listed in among the top 15 and the only program with eight position players in the top 50 of their respective position group.

Player	Position	Rank	ACC Rank
Drew Burress	Outfield	1st	1st
Vahn Lackey	Catcher	2nd	1st
Jarren Advincula	2nd Base	2nd	1st
Alex Hernandez	Outfield	11th	5th
Kent Schmidt	1st Base	13th	4th
Carson Kerce	Shortstop	15th	4th
Ryan Zuckerman	3rd Base	28th	4th
Caleb Daniel	Outfield	41st	11th
Tate McKee	Starting Pitcher	55th	12th
Mason Patel	Starting Pitcher	61st	15th
Justin Shaddek	Relief Pitcher	85th	18th
Charlie Willcox	Starting Pitcher	155th	32nd

- Georgia Tech and TCU were the only programs in the nation with three outfielders listed in the Top 50 of these rankings.
- Tech and LSU were the only programs to have a representative from each infield position listed among the Top 30.
- Tech led the nation with eight players listed among the top 50 in their position, one more than the next closest programs (LSU and TCU) and two more than the next closest ACC rival (North Carolina and Louisville).
- Charlie Willcox was one of four freshman pitchers to earn a spot in the Top 200 for starting pitchers, coming in at No. 155.
- Willcox was also named as the fourth-best freshman in the ACC by D1 Baseball heading into this season.

#### D1 BASEBALL MIDSEASON POSITION RANKINGS

- The Jackets position players continued to dominate the midseason position rankings.
- Vahn Lackey and Jarren Advincula were named the best catcher and 2nd baseman in the nation according to the D1 Baseball staff, two of the many improvements across the rankings.

Player	Position	Rank	ACC Rank
Vahn Lackey	Catcher	1st	1st
Jarren Advincula	2nd Base	1st	1st
Carson Kerce	Shortstop	6th	2nd
Drew Burress	Outfield	8th	3rd
Ryan Zuckerman	3rd Base	8th	2nd
Alex Hernandez	Outfield	11th	5th
Kent Schmidt	1st Base	32nd	8th
Will Baker	Outfield	46th	13th
Caleb Daniel	Outfield	53rd	16th

Player	Position	PS Rank	MS Rank	Movement
Vahn Lackey	Catcher	2nd	1st	+1
Jarren Advincula	2nd Base	2nd	1st	+1
Carson Kerce	Shortstop	15th	6th	+9
Drew Burress	Outfield	1st	8th	-7
Ryan Zuckerman	3rd Base	28th	8th	+20
Alex Hernandez	Outfield	11th	11th	--
Kent Schmidt	1st Base	13th	32nd	-19
Will Baker	Outfield	NR	46th	+at least 54
Caleb Daniel	Outfield	41st	53rd	-12

#### Jim Poole Number - Carson Ballard

Georgia Tech baseball continues the legacy of former Yellow Jacket standout and Major League Baseball relief pitcher Jim Poole, who passed away from ALS in October of 2023, by designating a student-athlete each year to wear his No. 21 jersey. The student-athlete selected must exemplify Poole's characteristics both on and off the field.

This year, r-junior RHP Carson Ballard (Alpharetta, Ga./Wesleyan HS) becomes the fourth Yellow Jacket to earn the honor, continuing the tradition begun by Jack Rubenstein in 2023, Ben King in 2024 and John Giesler last season.

"Carson Ballard is the epitome of what it means to be a student-athlete at Georgia Tech," head coach James Ramsey said. "He has been a mainstay on the ACC Academic Honor Roll as both a Biomedical Engineering major and a trusted arm for us over his three years with our program. He embodies the kind of dedication and love for Georgia Tech, both in the classroom and on the mound, that made Jim Poole such a beloved Tech Man. He has heard Jim's legacy preached since he stepped on campus. Not only about what a great pitcher he was and the incredible MLB career he enjoyed, but the husband, father, coach and advisor that Jim was and the life after baseball that he earned through the hard work that he put in while in White & Gold. That work ethic is perfectly reflected in Carson. Beginning as a walk-on and working his way to becoming a focal point of our 2025 ACC regular season championship roster and now, becoming a scholarship player on a 2026 team that has hopes of being one of the very best to represent this incredible Institution. The No. 21 has a deserved venerable legacy here and Carson is the perfect player, leader and engineer to continue this tradition into 2026."

Ballard will wear No. 21, having shown a longstanding commitment to Poole's ideals – self-determination, a strong academic work ethic, and high moral fiber on and off the field. He is a three-time member of the ACC Academic Honor Roll, a two-time Academic All-ACC honoree and a member of the 2024 CSC Academic All-District Team. He is currently pursuing a degree in Biomedical Engineering.

On the diamond, Ballard is entering his fourth season as one of the more reliable arms on the Tech pitching staff that has shown dramatic improvements from his freshman season to now. He has made 30 appearances including seven starts over his two years on the active roster, collecting three wins and a 5.07 ERA, with 64 strikeouts over 71.0 innings pitched. He was leaned on most when the lights were brightest, pitching a team-high 14.2 innings against SEC competition last year and delivering 13 strikeouts and a .226 opponent's batting average over those appearances with a 4.30 ERA. He introduced a knuckleball into his arsenal last season, throwing it with great effect down the stretch, including heavily relying on it during his 4.0 innings of work in an elimination game at the Oxford Regional.

"It's an incredible honor and privilege to wear No. 21 this year," Ballard said. "I hear all the time about the legacy Jim Poole left behind at Tech. Not just as a player, but as a person who impacted so many people on and off the field. He's someone I strive to be more like every day. I'll do everything I can to honor him and his family and to wear his number with pride."

Poole arrived on The Flats in 1985 and had an immediate impact, as Georgia Tech baseball would win the first of four-straight ACC Tournament Championships. During his four years, he pitched in 120 games and struck out 263 batters in 188 innings. He still ranks first in the Tech record book with 22 career saves, including 10 as a junior and nine as a senior. He was named all-ACC his last two seasons. Poole would be enshrined into the Georgia Tech Sports Hall of Fame just nine years later in 1997.

A stellar worker in the classroom, Poole elected not to turn professional after being selected in the 34th round of the 1987 MLB Draft by the LA Dodgers, and returned to Georgia Tech for his senior year, recording a 2.03 ERA and 113 strikeouts in only 71 innings. Once again, the LA Dodgers would call his name in the 1988 MLB Draft, this time taking him in the ninth round. He would return to graduate from the Institute with a degree in electrical engineering in 1990.

Poole played 11 years in the major leagues, predominantly with the Baltimore Orioles, Cleveland Indians, and San Francisco Giants. In 431 games played, he finished with 22 victories and a 4.31 ERA, as well as 256 strikeouts and four saves. He helped pitch Cleveland to two American League Championship Series (1995, 1998), making it to the 1995 World Series where he would face the Atlanta Braves.

Following his retirement at the end of the 2000 season, Poole returned to Georgia Tech to join the Alexander-Tharpe Fund as a fundraiser and supporter of the baseball program. He then began serving as the pitching coach at Johns Creek High School in 2010, teaching many young men about pitching mechanics, while also conveying his personal pitching philosophy.

He later joined the business world as a Personal Wealth Advisor for the Baseball Division of BIP Wealth.

After being diagnosed with ALS in 2021, Poole worked tirelessly to raise awareness for the disease. In addition to serving on MLB ALS boards, he also worked with Georgia Tech, who together hosted an ALS Awareness Day during the 2022 baseball season, with Tech wearing Jim Poole shirts and both teams wearing honorary wristbands. Professional players also wore the shirt. Tech later designated the number 21 each year to be worn by a student-athlete who exemplify Poole's ideals – self-determination, a strong academic work ethic, and high moral fiber on and off the field.

**MISCELLANEOUS**
**ATOP THE CONFERENCE**

- Georgia Tech baseball ranks among the most prolific winners in ACC history.

**MOST ACC TOURNAMENT TITLES, SINCE 2000**

	Titles	Years
Florida State	6	2002, 2004, 2010, 2015, 2017, 2018
<b>Georgia Tech</b>	<b>5</b>	<b>2000, 2003, 2005, 2012, 2014</b>
North Carolina	5	2007, 2013, 2019, 2022, 2025
Clemson	3	2006, 2016, 2023
Duke	2	2021, 2024
Virginia	2	2009, 2011

**MOST ACC REGULAR-SEASON, DIVISIONAL TITLES SINCE 1994**

	Titles	Regular-Season Years (Divisional)
Florida State	14	1996, 1998, 1999, 2001, 2002, 2003 (2007, 2008, 2009, 2010*, 2011, 2012, 2013, 2014)
<b>Georgia Tech</b>	<b>8</b>	<b>1997, 2000, 2004, 2005 (2011, 2019, 2021), 2025</b>
North Carolina	8	(2006, 2007, 2009, 2012, 2013, 2017, 2018, 2024)
Clemson	6	1994, 1995 (2006, 2010*, 2018, 2024)
Louisville	5	(2015, 2016, 2017, 2019, 2022)
Miami	4	(2008, 2014, 2015, 2016)

**GEORGIA TECH'S MOST COMMON OPPONENTS**

	Games	First Meeting	Series Record
Georgia	390	1898	UGA leads 220-168-2
Auburn	250	1897	AU leads 131-114-5
Clemson	249	1902	CU leads 125-121-3
Mercer	178	1897	GT leads 120-58
North Carolina	158	1901	GT leads 83-75
Virginia	153	1924	GT leads 81-70-2
NC State	146	1921	GT leads 84-62
Ga. Southern	144	1947	GT leads 112-32
Duke	142	1903	GT leads 101-41
Wake Forest	123	1898	GT leads 76-46-1

- The Jackets will face nine of their top 10 most common opponents again in 2026 but will not play Virginia in the regular season.

- Tech extended its winning streak against Georgia Southern to eight games in a row, dating back to 2022, with an 25-1 win in Statesboro earlier this year. GT set a new record when it hung 25-runs on Georgia Southern - the most in the 144 game history of the series, while also tying the program record with 19 strikeouts from the pitching staff.

- The Jackets traveled to Berkely for the first time ever this season. They are 10-0 against California schools since they joined the ACC in 2025, becoming the first team from east of the Rocky Mountains to sweep a three-game series, at Stanford, in the history of Stanford baseball (since 1892) last season.


**2026 ACC PRESEASON POLL**

<b>1. Georgia Tech (7)</b>	<b>237</b>
2. North Carolina (6)	236
3. Florida State (1)	221
4. Louisville	196
5. Clemson (2)	185
6. NC State	169
7. Virginia	165
8. Miami	159
9. Wake Forest	145
10. Stanford	99
11. Virginia Tech	89
12. Notre Dame	87
13. Duke	67
14 Pitt	45
15. California	41
16. Boston College	35

Georgia Tech was named 2026 Atlantic Coast Conference Baseball preseason favorites by the league's 16 head coaches for the first time since 2004.

**2026 ACC STANDINGS**

Team	ACC	Overall
<b>Georgia Tech</b>	<b>12-3</b>	<b>26-5</b>
Florida State*	9-3	24-7
North Carolina*	11-4	27-5-1
Boston College*	9-6	22-11
Virginia	8-7	24-9
Wake Forest*	8-7	23-10
Miami	6-6	24-8
Pitt	6-6	21-9
NC State	6-6	21-11
Duke*	7-8	21-13
Louisville	5-7	18-13
Notre Dame	6-9	15-12
Virginia Tech	6-9	15-15
Clemson	4-8	21-12
Stanford	4-8	14-15
California	1-11	14-16

\*Denotes on GT's remaining schedule

**2026 HONORS**
**DREW BURRESS**

Preseason 1st Team All-American (Perfect Game)  
 Preseason 1st Team All-American (D1 Baseball)  
 Preseason 1st Team All-American (Baseball America)  
 Preseason 1st Team All-American (NCBWA)  
 Golden Spikes Award (Watch List)  
 Preseason ACC Player of the Year (D1 Baseball)  
 Preseason ACC Player of the Year (Baseball America)  
 Preseason No. 1 Outfielder (D1 Baseball)  
 Midseason No. 8 Outfielder (D1 Baseball)

**VAHN LACKEY**

Preseason 1st Team All-American (Perfect Game)  
 Preseason 2nd Team All-American (D1 Baseball)  
 Preseason 2nd Team All-American (Baseball America)  
 Preseason 2nd Team All-American (NCBWA)  
 Golden Spikes Award (Watch List)  
 Buster Posey Award (Watch List)  
 Preseason No. 2 Catcher (D1 Baseball)  
 ACC Player of the Week (March 16)  
 Buster Posey Catcher of the Week (March 17)  
 Perfect Game National Player of the Week (March 17)  
 Midseason No. 1 Catcher (D1 Baseball)

**JARREN ADVINCULA**

Preseason 2nd Team All-American (Perfect Game)  
 Preseason 2nd Team All-American (D1 Baseball)  
 Preseason 2nd Team All-American (Baseball America)  
 Preseason 2nd Team All-American (NCBWA)  
 Golden Spikes Award (Watch List)  
 Preseason No. 2 2nd Baseman (D1 Baseball)  
 Midseason No. 1 2nd Baseman (D1 Baseball)

**ALEX HERNANDEZ**

Preseason 3rd Team All-American (Perfect Game)  
 Preseason 3rd Team All-American (NCBWA)  
 Preseason No. 11 Outfielder (D1 Baseball)  
 Midseason No. 11 Outfielder (D1 Baseball)

**MASON PATEL**

Preseason 1st Team All-American (NCBWA)  
 No. 61 Starting Pitcher (D1 Baseball)

**CARSON KERCE**

Brooks Wallace Award Watch List

**DYLAN LOY**

Pitcher of the Year Award Watch List

**2026 MLB #PROJACKETS**

Joey Bart, C	Pirates
Brant Hurter, RHP	Tigers
Chandler Simpson, OF	Rays

**LET'S BRAG ABOUT BURRESS**

*"The definition of a college baseball superstar. On the same tier as Adley Rutschman and Dylan Crews. One of the great, no-brainer superstar players that will have that kind of transcendent career."*

**– Aaron Fitt, D1Baseball**

- Burress hit 25 home runs his freshman season, one shy of the Georgia Tech program record (set by Kevin Parada in 2022) and two shy of the NCAA freshman home run record set by Tommy White (NC State) in 2022 as well. He hit 26 homers in 2024 but one was not official, since the game was called off for rain before enough innings were played.
- His freshman year, Burress became the 1st Yellow Jacket to ever slug over .800 with at least 200 at bats. His .821 slugging percentage led all Division I freshman and was 6th overall among those with 200+ ABs.

*"What Burress lacks in size, he makes up for with impact on both sides of the ball." It's explosive bat speed from the right side of the plate with an affinity for hammering fastballs routinely.*

**– Tyler Jennings, Just Baseball**

- Not only did Burress turn heads with his bat but he also set the Georgia Tech record for the most assists by an outfielder in a single season, gunning down 10 runners from his spot in center field in 2024
- In 2025, he was the only player from a Power 4 conference with at least 60 RBI (62), 20 doubles (23), 50 walks (53), 15 HR (19) and 70 runs (77).
- Last season, he led the ACC in extra base hits (43) and doubles (23) while finishing 2nd in the conference in home runs (19) and runs (77).

*"Few hitters in the country combine his level of consistency with true, game-changing power... He is the best statistical producer returning to college baseball right now. Period."*

**– Jacob Rudner, Baseball America**

- He became the fastest Yellow Jacket in program history to reach 30 career home runs – doing so in just 73 games, a full 20 games faster than the previous record holder, Kevin Parada and faster than legendary Tech sluggers such as Jason Varitek, Mark Teixeira and Nomar Garciaparra.
- Burress was named a semifinalist for both the Dick Howser Trophy and the USA Baseball Golden Spikes Award for the second year in a row. One of only two players in the nation to do so (also FSU's Jamie Arnold).
- This season, Burress becomes the first Yellow Jacket to ever wear a "C" on his jersey as the team's permanent captain.

*"From Day 1, you never thought he was a freshman. He's a very mature kid. He doesn't mix any words about it. He wants to be a first-round pick. He wants to be the best player in the country. That's what drives him. That's his passion. He is one of those guys that makes everybody around him better. Every day."*

**– Danny Hall, ABCA Hall of Famer**
**GEORGIA TECH'S TRIPLE CROWN WINNERS**

Year	Player	HR	RBI	AVG
1958	Earl Moore	4	15	.287
1959	Roger Kaiser	4	32	.373
1960	George Inman	7	24	.360
1968	Ted Tomasovich	5	38	.381
1975	Frank Turner	2	30	.376
1991	Andy Bruce	22*	96*	.345
1992	<i>Jason Varitek*</i>	11	52	.406*
1993	<i>Jason Varitek</i>	22*	72	.404
1994	Jay Payton	20	102*	.434*
1997	Mark Fischer	24*	98	.354
1999	<i>Mark Teixeira</i>	13	65	.387
2016	Matt Gonzalez	11	54	.378
<b>2024</b>	<b>Drew Burress</b>	<b>25</b>	<b>67</b>	<b>.381</b>

\* denotes is/was school record

*italics indicates member of College Baseball Hall of Fame*

**ACTIVE NCAA D1 CAREER SLUGGING % LEADERS**

Rank	Player	School	Class	Slug %
1	Myles Bailey	Florida State	So.	.734
2	Jordy Oriach	Georgia	Jr.	.728
3	Daniel Cuvet	Miami (Fla.)	Jr.	.718
<b>4</b>	<b>Drew Burress</b>	<b>Georgia Tech</b>	<b>Jr.</b>	<b>.716</b>
5	Diego Cardenas	Abilene Christian	Sr.	.714
6	Caden Sorrell	Texas A&M	Jr.	.706
7	Cider Canon	Duke	So.	.704
7	Quinton Coats	Cincinnati	So.	.704
9	Tague Davis	Louisville	So.	.696
10	Dean Toigo	Arizona State	Sr.	.692

\* minimum of 200 career ABs

**MOST CAREER HOME RUNS - GT HISTORY**

Rank	Player	HRs	Years
1.	Jason Varitek	57	1991-94
2.	J.J. Thomas	56	1995-97
3.	Tony Plagman	55	2007-10
4.	Andy Bruce	52	1988-91
<b>5.</b>	<b>Drew Burress</b>	<b>50</b>	<b>2024-</b>
6.	Kyle McCann	47	2017-19
	Luke Murton	47	2006-09
	Matt Skole	47	2009-11
9	K.G. White	46	1985-88
10.	Billy Parham	42	1995-97
	Mark Fischer	42	1995-97

\* minimum of 200 career ABs

## RECORD BREAKDOWN

	ACC	Overall
Overall	12-3	26-5
Home	5-1	17-2
Road	7-2	8-3
Neutral	0-0	1-0
Day Games	5-3	13-5
Night Games (6 p.m. or later)	7-0	13-0
Yellow Jackets Score First	12-1	21-3
Opponent Scores First	0-2	5-2
Yellow Jackets Score in 1st inning	9-1	16-3
Walk-off Victories	1-0	5-0
As a Ranked Team (All Polls)	12-3	26-5
Vs. Ranked Team (All Polls)	5-1	6-2
Vs. LHP (starter)	3-1	6-1
Vs. RHP (starter)	9-2	20-4
Yellow Jacket Starter 6+ IP	3-0	3-0
Yellow Jacket Starter 7+ IP	2-0	2-0
Yellow Jacket Starter 8+ IP	0-0	0-0
Hitting A Home Run	9-3	22-4
Not Hitting A Home Run	3-0	4-1
Out Hit Opponent	10-0	24-0
Get Out Hit By Opponent	2-3	2-5
Equal Number of Hits	0-0	0-0
February	0-0	10-1
March	9-3	13-4
April	3-0	3-0
May	0-0	0-0
June	0-0	0-0
Monday	0-0	0-0
Tuesday	0-0	4-2
Wednesday	0-0	0-0
Thursday	2-0	2-0
Friday	5-0	9-0
Saturday	3-2	7-2
Sunday	2-1	4-1
One-Run Games	0-0	1-0
Two-Run Games	3-0	3-0
Three-Run Games	0-1	1-1
Four+ Run Games	9-3	21-4
Leading After 6	11-0	24-0
Trailing After 6	0-2	1-4
Tied After 6	1-1	1-1
Leading After 7	12-0	25-0
Trailing After 7	0-3	0-5
Tied After 7	0-0	1-0
Leading After 8	8-0	15-0
Trailing After 8	0-3	0-5
Tied After 8	0-0	1-0
Shutouts	2-0	3-0
Extra Innings	0-0	1-0
Score 0-5 Runs	1-0	2-2
Score 6-9 Runs	4-3	5-3
Score 10+ Runs	7-0	19-0
Allow 0-5 Runs	11-0	24-0
Allow 6+ Runs	1-3	2-5
Commit 0 Errors	6-2	11-3
Commit 1 Error	4-1	9-1
Commit 2+ Errors	2-0	6-1



## A NEW ERA OF TECH BASEBALL

- **James Ramsey** became the 13th Head Coach in Georgia Tech baseball history this past summer, taking over for the legendary Danny Hall, who retired at the end of his 32nd season on The Flats.
- This is Ramsey's first season as head coach but his 8th year at Georgia Tech, after being associate head coach and recruiting coordinator for the past five seasons and an assistant coach for the two years prior to that.
- He has signed four Top 5 ranked recruiting classes and coached 22 All-ACC, 7 All-American, 5 Freshman All-American, 5 All-ACC, 2 ACC Freshmen of the Year hitters including one National Freshman of the Year (Drew Burress).
- He has coached 17 draft picks on the offensive side and three semifinalists for both the Golden Spikes Award (Kevin Parada, Drew Burress and Kyle Lodise) and the Dick Howser Award (Kyle McCann, Kevin Parada and Drew Burress).
- Ramsey is the first ACC Player of the Year to ever become an ACC Head Coach
- He was an ABCA National Player of the Year at Florida State, where he led his team to the College World Series twice - 2010 & 2012

## STOP...RAMMER TIME

- Since Ramsey took over the Georgia Tech offense in 2019, the Yellow Jackets have been among the very best in the vaunted Atlantic Coast Conference.

	GT (2019-Pres.)	ACC Rank
Batting Average	.311	1st
On-base+Slugging	.919	1st
On-Base %	.413	1st
Slugging %	.516	1st
Hits	4,335	1st
Doubles	876	1st
Total Bases	7,221	1st
SAC Flies	221	1st
Runs Scored	3,277	2nd
Triples	93	2nd
RBI	3,027	2nd
Home Runs	608	3rd

- Georgia Tech is one of 10 programs across Division I to be led by a first-year head coach in 2026 - a total of 11 coaches since UMass is using co-head coaches.
- Ramsey is one of three Power 4 head coaches in their first year, along with Josh Elander at Tennessee and Corey Muscara at Duke.

## 1st Year Tech Skippers

	1st Season Record	Conference Record
<b>Coach Todd (1900-01)</b>	3-4 (.428)	N/A
<b>Sammy Strang (1902)</b>	5-8 (.385)	N/A
<b>Coach Irving (1903)</b>	9-9 (.500)	N/A
<b>John Heisman (1904-17)</b>	15-7 (.682)	N/A
<b>Joe Bean (1918-20)</b>	10-7 (.588)	N/A
<b>Kid Clay (1921-31)</b>	18-4-1 (.804)	N/A
<b>Bobby Dodd (1932-1939)</b>	4-11-2 (.294)	N/A
<b>Roy Mundorff (1940-45)</b>	5-10-1 (.344)	5-9-1 (.367) (SEC)
<b>Joe Pittard (1946-61)</b>	10-2 (.833)	N/A
<b>Jim Luck (1962-81)</b>	8-16 (.333)	6-11 (.353) (SEC)
<b>Jim Morris (1982-93)</b>	29-20 (.592)	6-8 (.429) (ACC)
<b>Danny Hall (1994-2025)</b>	50-17 (.746)	16-8 (.667) (ACC)
<b>James Ramsey (2026-)</b>	26-5 (.839)	12-3 (.800) (ACC)

1994 included Tech's first trip to the College World Series which ended in a 2nd place finish

### TEAM GAME HIGHS

### INDIVIDUAL GAME HIGHS

Batting	
At bats.....	51 - at Georgia Southern (Feb 17)
<b>Runs scored.....</b>	<b>27 - vs Bowling Green (Feb 14 - Game 1)</b>
Hits.....	26 - at Georgia Southern (Feb 17)
<b>RBIs.....</b>	<b>25 - vs Bowling Green (Feb 14 - Game 1)</b>
Doubles.....	6 - vs Bowling Green (Feb 14 - Game 1)
.....	6 - at Georgia Southern (Feb 17)
.....	6 - vs. Northwestern (Feb. 27)
Triples.....	2 - vs Stony Brook (Feb 22)
Home runs.....	6 - vs. Virginia Tech (March 7)
Total bases.....	40 - at Georgia Southern (Feb 17)
Walks.....	15 - vs Bowling Green (Feb 14 - Game 1)
Strikeouts.....	16 - at No. 4 Auburn (March 17)
Sac hits.....	1 - 7x last at Cal (April 4)
Sac flies.....	4 - vs Bowling Green (Feb 14 - Game 1)
Stolen bases.....	4 - vs Bowling Green (Feb 13)
Hit by pitch.....	5 - vs Bowling Green (Feb 13)
Caught stealing.....	1, 5x - last at Pitt (March 20)
Runners LOB.....	15 - vs Bowling Green (Feb 14 - Game 1)
Hit into DP.....	2 - 7x, last at Cal (April 4)
Fielding	
Putouts.....	30 - vs Stony Brook (Feb 21)
Assists.....	12 - 6x, last vs. No. 14 NC State (March 28)
Errors.....	3 - vs Bowling Green (Feb 13)
.....	3 - vs Georgia State (Feb. 24)
Passed balls.....	1 - vs Georgia State (Feb. 24)
.....	1 - vs. Northwestern (Feb. 28)
.....	1 - at No. 8 Clemson (March 14)
.....	1 - at Pitt (March 22)
DPs turned.....	2 - vs Bowling Green (Feb 13)
.....	2 - vs Stony Brook (Feb 21)
.....	2 - at No. 8 Clemson (March 12)
.....	2 - at No. 8 Clemson (March 13)
Pitching	
Innings pitched.....	10.0 - vs Stony Brook (Feb 21)
Runs allowed.....	14 - at Pitt (March 21)
Earned runs.....	14 - at Pitt (March 21)
Walks allowed.....	10 - at Pitt (March 20)
<b>Strikeouts.....</b>	<b>19 - at Georgia Southern (Feb 17)</b>
Hits allowed.....	14 - vs. Virginia Tech (March 8)
.....	14 - at No. 8 Clemson (March 14)
Doubles allowed.....	4 - vs Bowling Green (Feb 14 - Game 1)
.....	4 - vs. Virginia Tech (March 8)
Triples allowed.....	.....
Homers allowed.....	4 - at Pitt (March 20)
.....	4 - at Pitt (March 21)
Wild pitches.....	2 - vs Stony Brook (Feb 20)
Hit batters.....	3 - at No. 8 Clemson (March 13)
.....	3 - at No. 8 Clemson (March 14)
<b>Bold indicates program record</b>	
<i>Italics indicates BBCOR era record</i>	

Batting	
At bats:.....	6 - Jarren Advincula at Pitt (March 21)
Runs scored:.....	4 - Drew Burress vs Northwestern (Feb. 28)
.....	4 - Ryan Zuckerman vs. Northwestern (March 1)
.....	4 - Vahn Lackey at Cal (April 2)
Hits:.....	4 - Alex Hernandez vs. Bowling Green (Feb. 14 - Game 2)
.....	4 - Alex Hernandez vs. Stony Brook (Feb. 20 - Game 1)
.....	4 - Jarren Advincula vs. Northwestern (Feb. 28)
.....	4 - Kent Schmidt vs. Virginia Tech (March 7)
.....	4 - Alex Hernandez vs. West Georgia (March 10)
RBIs:.....	6 - Drew Rogers vs Stony Brook (Feb. 22)
.....	6 - Alex Hernandez vs Bowling Green (Feb. 14 - Game 1)
.....	6 - Caleb Daniel vs. Bowling Green (Feb 13)
Doubles:.....	2 - 7x last Jarren Advincula at Cal (April 2)
Triples:.....	1 - 9x, last Jarren Advincula at Cal (April 4)
Home runs:.....	3 - Ryan Zuckerman vs. Northwestern (March 1)
Total bases:.....	12 - Ryan Zuckerman vs. Northwestern (March 1)
Walks:.....	3 - 6x last Ryan Zuckerman at Cal (April 4)
Strikeouts:.....	4 - Alex Hernandez vs. No. 14 NC State (March 28)
Sac hits:.....	1 - 7x last Carson Kerce at Cal (April 4)
Sac flies:.....	1 - 14x last Kent Schmidt at Cal (April 2)
Stolen bases:.....	2 - 4x last Vahn Lackey vs. Stony Brook (Feb. 22)
Hit by pitch:.....	2 - Drew Rogers vs. Bowling Green (Feb. 14 - Game 2)
.....	2 - Drew Rogers vs. Northwestern (Feb. 28)
.....	2 - Drew Burress at Pitt (March 20)
.....	2 - Parker Brosius vs. No. 14 NC State (March 27)
Caught stealing:.....	1 - 5x last Drew Burress at Pitt (March 20)
Runners LOB:.....	6 - 3x. last Carson Kerce vs. No. 14 NC State (March 28)
Fielding	
Putouts:.....	15 - Drew Rogers vs. Stony Brook (Feb. 20 - Game 1)
Assists:.....	6 - Carson Kerce vs. Bowling Green (Feb 13)
.....	6 - Carson Kerce at No. 8 Clemson (March 13)
Errors:.....	2 - Cade Brown vs. Stony Brook (Feb. 22)
.....	2 - Carson Kerce at Cal (April 3)
Passed balls:.....	1 - 4x last Vahn Lackey at Pitt (March 22)
Pitching	
Innings pitched:.....	7.1 - Tate McKee vs. No. 14 NC State (March 27)
Runs allowed:.....	6 - Jackson Blakely at No. 8 Clemson (March 14)
.....	6 - Tate McKee at Pitt (March 20)
Earned runs:.....	6 - Jackson Blakely at No. 8 Clemson (March 14)
.....	6 - Tate McKee at Pitt (March 20)
Walks allowed:.....	5 - Tate McKee at No. 8 Clemson (March 12)
.....	5 - Tate McKee at Pitt (March 20)
Strikeouts:.....	9 - Jackson Blakely vs Georgia State (Feb. 24)
Hits allowed:.....	9 - Dylan Loy vs. Northwestern (Feb 28)
Doubles allowed:.....	3 - Mason Patel vs. Stony Brook (Feb 21)
.....	3 - Jackson Blakely at No. 8 Clemson (March 14)
Triples allowed:.....	.....
Homers allowed:.....	3 - Tate McKee at Pitt (March 20)
Wild pitches:.....	2 - Tate McKee vs. Stony Brook (Feb 20 - Game 1)
Hit batters:.....	3 - Jackson Blakely at No. 8 Clemson (March 14)

## KILL SHOT INNINGS

- A "killshot inning" consists of an inning in which a team scores 2+ runs while holding the opponent scoreless.
- Last season, across college baseball, the team with more "killshot" innings went onto win the game 92% of the time.
- The Jackets have delivered 64 kill shot innings this season - the most kill shots/game in the nation (2.06)
- Below is the list of innings in which the Yellow Jackets have delivered a "killshot" and the result of the game.

OPPONENT	DATE	INNING(S)	INNING SCORE	SCORE BEFORE INNING	SCORE AFTER INNING	FINAL
Bowling Green	2/13	3rd & 6th	2-0 & 3-0	0-0 & 5-1	2-0 & 8-1	11-5
Bowling Green	2/14	3rd, 4th, 6th & 7th	11-0, 5-0 6-0 & 4-0	0-2, 11-2, 16-2, 22-2	11-2, 16-2, 22-2, 26-2	27-4
Bowling Green	2/14	3rd, 5th & 7th	4-0, 3-0 & 2-0	2-0, 6-2 & 10-2	6-0, 9-2 & 12-2	12-2 (7)
at Georgia Southern	2/17	2nd, 3rd, 5th, 6th & 7th	7-0, 5-0, 2-0, 2-0 & 8-0	1-0, 8-0, 13-0, 15-0 & 17-0	8-0, 13-0, 15-0, 17-0 & 25-0	25-1
Stony Brook	2/20	2nd	2-0	0-0	2-0	14-5
Stony Brook	2/20	5th	5-0	5-5	10-5	10-5
Stony Brook	2/21	1st & 6th	2-0 & 2-0	0-0 & 2-5	2-0 & 4-5	6-5 (10)
Stony Brook	2/22	1st, 2nd, 3rd & 5th	7-0, 4-0, 3-0 & 4-0	0-0, 7-0, 11-0 & 14-0	7-0, 11-0, 14-0 & 18-0	21-3 (7)
Georgia State	2/24	1st	2-0	0-0	2-0	4-9 - Loss
Northwestern	2/27	2nd & 4th	7-0 & 5-0	2-2 & 10-2	9-2 & 15-2	17-3 (7)
Northwestern	2/28	1st, 3rd & 5th	3-0, 5-0 & 2-0	0-0, 5-3 & 10-3	3-0, 10-3 & 12-3	13-3 (7)
Northwestern	3/1	4th, 7th & 8th	3-0, 3-0 & 5-0	2-4, 6-5 & 9-5	5-4, 9-5 & 14-5	14-6
vs. Georgia State	3/3	4th	2-0	0-0	2-0	4-1
Virginia Tech	3/6	1st, 3rd & 5th	8-0, 5-0 & 2-0	0-0, 8-1 & 13-1	8-0, 13-1 & 15-1	16-1 (7)
Virginia Tech	3/7	7th	8-0	5-5	13-5	14-5
Virginia Tech	3/8	2nd & 5th	2-0 & 2-0	0-2 & 4-3	2-2 & 6-3	6-9 - Loss
West Georgia	3/10	2nd, 3rd & 6th	4-0, 5-0 & 3-0	1-0, 5-0 & 11-0	5-0, 9-0 & 14-0	14-0
at Clemson	3/12	3rd & 5th	4-0 & 5-0	0-0 & 4-0	4-0 & 9-0	10-0 (7)
at Clemson	3/13	7th	4-0	4-2	8-2	9-3
at Pitt	3/20	1st	4-0	0-0	4-0	11-9
at Pitt	3/22	2nd, 4th & 6th	2-0, 2-0 & 6-0	0-0, 2-0 & 4-0	2-0, 4-0 & 10-0	12-4 (7)
NC State	3/27	1st	2-0	0-0	2-0	3-1
NC State	3/28	1st & 5th	2-0 & 2-0	0-0 & 2-3	2-0 & 4-3	6-4
NC State	3/29	3rd, 6th & 8th	2-0, 4-0 & 3-0	1-0, 3-0 & 7-0	3-0, 7-0 & 10-0	10-0 (8)
Auburn	3/31	4th, 5th & 7th	2-0, 2-0 & 2-0	6-3, 8-3 & 10-3	8-3, 10-3 & 12-3	13-3 (8)
at Cal	4/2	1st, 3rd & 4th	9-0, 3-0 & 2-0	0-0, 9-0 & 12-0	9-0, 12-0 & 14-0	17-2 (7)
at Cal	4/3	1st & 3rd	4-0 & 3-0	0-0 & 4-0	4-0 & 7-0	7-2
at Cal	4/4	3rd & 6th	3-0 & 5-0	1-0 & 4-0	4-0 & 9-0	9-3

## BIG INNINGS BREAKDOWN

• With a lineup that is described as being the best in all of college baseball, Georgia Tech is always primed for hanging up crooked numbers in 2026. Below is a breakdown of the innings in which the Yellow Jackets have scored 5 or more runs...

OPPONENT	DATE	INNING	RUNS	H	2B	3B	HR	RBI	BB	SCORE BEFORE INNING	SCORE AFTER INNING	FINAL
Bowling Green	2/14	3rd	<b>11</b>	7	1	0	1	<b>11</b>	<b>5</b>	0-2	11-2	27-4
Bowling Green	2/14	4th	5	3	0	0	0	3	2	11-2	16-2	27-4
Bowling Green	2/14	6th	6	5	1	0	0	6	1	16-2	22-2	27-4
at Georgia Southern	2/17	2nd	7	4	2	0	0	7	2	1-0	8-0	25-1
at Georgia Southern	2/17	3rd	5	3	1	0	1	4	2	8-0	13-0	25-1
at Georgia Southern	2/17	7th	8	<b>10</b>	1	<b>1</b>	1	8	0	17-0	25-0	25-1
Stony Brook	2/20	6th	6	3	1	0	0	5	<b>5</b>	7-5	13-5	14-5
Stony Brook	2/20	2nd	5	5	2	<b>1</b>	1	5	0	0-3	5-3	10-5 (7)
Stony Brook	2/20	5th	5	5	2	0	1	5	1	5-5	10-5	10-5 (7)
Stony Brook	2/22	1st	7	5	0	<b>1</b>	1	7	3	0-0	7-0	21-3 (7)
Northwestern	2/27	2nd	7	6	<b>4</b>	0	1	7	3	2-2	9-2	17-3 (7)
Northwestern	2/27	4th	5	5	2	0	2	5	0	10-2	15-2	17-3 (7)
Northwestern	2/28	3rd	5	3	1	0	1	5	1	5-3	10-3	13-3 (7)
Northwestern	3/1	8th	5	4	0	0	2	5	1	9-5	14-5	14-6
Virginia Tech	3/6	1st	8	6	1	0	0	8	<b>5</b>	0-0	8-0	16-1 (7)
Virginia Tech	3/6	3rd	5	3	0	0	0	4	4	8-1	13-1	16-1 (7)
Virginia Tech	3/7	7th	8	8	0	0	<b>4</b>	8	2	5-5	13-5	14-5
West Georgia	3/10	3rd	5	5	1	0	0	4	2	5-0	10-0	14-0 (7)
at Clemson	3/12	5th	5	4	0	0	1	5	0	4-0	9-0	10-0 (7)
at Pitt	3/22	6th	6	4	2	0	0	3	2	4-0	10-0	12-4 (7)
Auburn	3/31	2nd	6	4	1	0	2	6	2	0-3	6-3	13-3 (8)
at Cal	4/2	1st	9	6	<b>4</b>	0	0	7	4	0-0	9-0	17-2 (7)
at Cal	4/4	6th	5	5	0	<b>1</b>	0	5	1	4-0	9-0	9-3

# STARTERS

## STARTING PITCHERS GAME-BY-GAME

### STARTING PITCHER RECORDS

PITCHER	Starts	Record	GT Career Record
Tate McKee	8	5-0	17-8
Dylan Loy	5	1-1	1-1
Cooper Underwood	5	1-0	1-0
Jackson Blakely	5	3-1	3-1
Dimitri Angelakos	3	1-1	1-1
Porter Buursema	2	0-0	0-0
Mason Patel	2	1-0	14-5
Justin Shadek	1	0-0	0-0

Last season, Tech set a program record, going 37 games without recording a loss from a starting pitcher.

This season, it took until the 20th game for a Tech pitcher to get saddled with a loss, when Jackson Blakely saw his inherited runners score for a total of 6 earned runs over his outing.

At Cal, Tech starters did not allow an earned run in any of the three starts, spanning 13.1 innings. It was the first time Tech starters had delivered a 0.00 ERA over an ACC series since at least the turn of the century.

Underwood became the first true freshman to start on opening weekend since 2022.

Blakely recorded nine strikeouts in his first career start, vs. Georgia State on Feb. 24 - it was the most strikeouts by any Tech pitcher in their first career start since at least the turn of the century

Angelakos was excellent in his first career start, pitching 5.0 innings with 2 hits, five strikeouts and zero walks, becoming the first Tech pitcher to throw 5.0 scoreless innings in his first career start since Carson Ballard, against Georgia State back in 2024.

PITCHER	DATE	OPPONENT	DEC.	IP	H	R	ER	BB	SO	NP	SCORE W/LEFT	FINAL
Tate McKee	2/13	Bowling Green	W	5.0	3	1	1	1	6	86	5-1	11-5
Mason Patel	2/14	Bowling Green	W	5.0	5	2	2	2	7	96	16-2	27-4
Cooper Underwood	2/14	Bowling Green	ND	3.2	4	2	2	2	4	66	6-2	12-2 (7)
Dylan Loy	2/17	at Ga. Southern	ND	2.0	1	0	0	0	6	35	13-0	25-1
Tate McKee	2/20	Stony Brook	ND	4.0	3	2	2	3	6	82	3-2	14-5
Justin Shadek	2/20	Stony Brook	ND	2.0	2	3	1	1	2	38	5-3	10-5 (7)
Mason Patel	2/21	Stony Brook	ND	3.1	8	5	5	1	1	48	2-5	6-5 (10)
Cooper Underwood	2/22	Stony Brook	W	4.0	0	0	0	2	4	50	14-0	21-3 (7)
Jackson Blakely	2/24	Georgia State	ND	4.0	3	0	0	2	9	74	2-0	4-9
Tate McKee	2/27	Northwestern	W	4.1	6	3	3	2	3	86	15-3	17-3 (7)
Dylan Loy	2/28	Northwestern	W	4.0	9	3	3	0	4	81	10-3	13-3 (7)
Cooper Underwood	3/1	Northwestern	ND	0.1	3	4	4	0	0	26	0-4	14-6
Dimitri Angelakos	3/3	vs Georgia State	W	5.0	2	0	0	0	5	65	2-0	4-1
Tate McKee	3/6	Virginia Tech	ND	3.0	4	1	1	2	3	67	8-1	16-1 (7)
Dylan Loy	3/7	Virginia Tech	ND	4.2	6	5	1	1	3	86	2-5	14-5
Cooper Underwood	3/8	Virginia Tech	ND	2.1	2	2	2	3	2	54	2-2	6-9
Dimitri Angelakos	3/10	West Georgia	ND	3.1	2	0	0	0	2	38	10-0	14-0
Tate McKee	3/12	at Clemson	W	6.0	1	0	0	5	7	99	9-0	10-0(7)
Dylan Loy	3/13	at Clemson	ND	4.1	5	2	2	1	1	75	4-2	9-3
Jackson Blakely	3/14	at Clemson	L	4.1	7	6	6	1	3	78	5-6	7-13
Dimitri Angelakos	3/17	at Auburn	L	1.1	5	4	4	1	1	39	1-4	2-9
Tate McKee	3/20	at Pitt	ND	4.0	6	6	6	5	6	98	11-6	11-9
Dylan Loy	3/21	at Pitt	L	1.0	4	5	5	1	1	29	3-5	9-14
Jackson Blakely	3/22	at Pitt	W	4.0	2	0	0	2	5	75	4-0	12-4
Tate McKee	3/27	NC State	W	7.1	4	1	1	4	3	99	3-1	3-1
Porter Buursema	3/28	NC State	ND	2.1	5	3	3	4	2	66	2-3	6-4
Jackson Blakely	3/29	NC State	W	7.0	4	0	0	1	3	96	7-0	10-0 (8)
Cooper Underwood	3/31	Auburn	ND	1.2	4	3	3	2	1	42	0-3	13-3 (8)
Tate McKee	4/2	at Cal	W	4.0	3	0	0	1	4	65	17-0	17-2 (7)
Porter Buursema	4/3	at Cal	ND	4.0	2	1	0	1	6	65	7-0	7-2
Jackson Blakely	4/4	at Cal	W	5.1	2	0	0	0	6	74	9-0	9-3

**BULLPEN GAME-BY-GAME**

OPPONENT	DATE	W-L-S	PITCHERS	INN.	IP	H	R-ER	BB-SO
Bowling Green	Feb. 13	0-0-0	Loy, Willcox, Gaudette, Vicens	6th	4.0	6	4-2	5-7
Bowling Green	Feb. 14	0-0-0	McKelvey, Buursema, Angelakos	6th	4.0	3	2-2	2-9
Bowling Green	Feb. 14	1-0-0	Campbell (W), Shadek, Spivey	4th	3.1	<b>0</b>	<b>0-0</b>	2-4
at Ga. Southern	Feb. 17	1-0-0	Ballard, Blakely (W), McKelvey, Barfield, Lankie	3rd	7.0	5	1-0	1- <b>13</b>
Stony Brook	Feb. 20	1-0-0	Gaudette, Campbell (W), Lankie, Angelakos	5th	5.0	6	3-3	<b>0-8</b>
Stony Brook	Feb. 20	1-0-0	Spivey, McKelvey, Barfield (W), Vicens	3rd	5.0	5	2-2	4-6
Stony Brook	Feb. 21	1-0-0	Loy, Ballard (W)	4th	6.2	<b>0</b>	<b>0-0</b>	2-6
Stony Brook	Feb. 22	0-0-0	Bursema, Willcox	5th	3.0	3	3-2	1-2
Georgia State	Feb. 24	0-1-0	Campbell (L), Spivey, Vicens, Ballard, Angelakos, Gaudette	5th	5.0	9	9-8	1-4
Northwestern	Feb. 27	0-0-0	Gaudette, Buursema	5th	2.2	1	<b>0-0</b>	1-3
Northwestern	Feb. 28	0-0-1	Lankie (S)	5th	3.0	1	<b>0-0</b>	1-4
Northwestern	March 1	1-0-0	Gaudette, Shadek (W), Spivey, Barfield, Campbell	1st	<b>8.2</b>	7	2-2	4-11
vs Georgia State	March 3	0-0-1	Willcox, Spivey (S)	6th	4.0	2	1-1	2-2
Virginia Tech	March 6	1-0-0	Ballard (W), Campbell	4th	4.0	1	<b>0-0</b>	1-6
Virginia Tech	March 7	1-0-0	Blakely, Gaudette (W), Barfield, Vicens	5th	4.1	5	<b>0-0</b>	2-5
Virginia Tech	March 8	0-1-0	Gaudette, Spivey, Lankie, Buursema (L), Shadek, Campbell	3rd	6.2	12	7-7	4-11
West Georgia	March 10	1-0-0	McKelvey (W), Willcox, Buursema	4th	3.2	<b>0</b>	<b>0-0</b>	2-6
at Clemson	March 12	0-0-0	Lankie	7th	1.0	1	<b>0-0</b>	<b>0-0</b>
at Clemson	March 13	1-0-0	Patel (W), Gaudette, Ballard	5th	4.2	4	1-1	2-4
at Clemson	March 14	0-0-0	McKelvey, Spivey, Vicens, Underwood, Barfield, Shadek, Campbell, Willcox	5th	4.2	7	7-5	8-3
at Auburn	March 17	0-0-0	Lankie, Barfield, Gaudette, Campbell, Ballard, Shadek	2nd	6.2	6	5-5	5-8
at Pitt	March 20	1-0-1	McKelvey (W), Gaudette, Patel (S)	5th	4.0	2	3-3	5-4
at Pitt	March 21	0-0-0	Ballard, Willcox, Buursema, Vicens, Barfield	2nd	7.0	7	9-9	7-7
at Pitt	March 22	0-0-0	Barfield, Lankie, Shadek	5th	3.0	4	4-4	2-5
NC State	March 27	0-0-1	Patel (S)	8th	1.2	1	<b>0-0</b>	<b>0-2</b>
NC State	March 28	1-0-1	Loy, Gaudette (W), Barfield (S)	3rd	6.2	4	1-1	2-6
NC State	March 29	0-0-0	Shadek	8th	1.0	<b>0</b>	<b>0-0</b>	<b>0-3</b>
Auburn	March 31	1-0-0	Lankie, Campbell, Loy, Barfield, Willcox, Ballard, Spivey	2nd	6.1	2	<b>0-0</b>	2-7
at Cal	April 2	0-0-0	McKelvey, Angelakos	5th	3.0	3	2-2	3-3
at Cal	April 3	1-0-0	Barfield, Lankie, Spivey, Willcox	5th	5.0	3	1- <b>0</b>	<b>0-7</b>
at Cal	April 4	0-0-0	Gaudette, Shadek, Patel	6th	3.2	5	3-3	2-4

• The Tech bullpen set a new season high with a 12.1 inning scoreless streak over the course of the last four games from Feb. 24-March 1. The streak was halted in the 5th inning on March 1 against Northwestern after already throwing 3.2 scoreless innings at the time.

• The Tech bullpen did not allow a run over 6.1 innings on Tuesday against Auburn, already the 11th scoreless outing for them this season.

• The GT bullpen has allowed two or fewer earned runs in 20 games this season.

# 2026 Season Summary

(As of Apr 6, 2026)

## Georgia Tech Season Summary

Record: 26-5    Home: 17-2    Away: 9-3    Neutral: 0-0    Conference: 12-3  
 Extra Inn: 1-0    Vs. Ranked: 6-2

DATE	OPPONENT	SCORE	PLAYER	AVG	SLUG	OBP	GP	AB	R	H	2B	3B	HR	RBI	BB	K	SB	CS	E
02-13	Bowling Green	W 11-5	ADVINCOLA, Jarren	.422	.617	.500	31	128	37	54	6	2	5	38	17	12	5	1	0
02-14	Bowling Green	W 27-4	LACKEY, Vahn	.405	.811	.529	31	111	44	45	10	1	11	39	26	18	7	0	1
02-14	Bowling Green	W 12-2	HERNANDEZ, Alex	.389	.593	.514	30	108	35	42	4	0	6	29	25	30	2	0	2
02-17	at Georgia Southern	W 25-1	BAKER, Will	.381	.660	.504	30	97	35	37	13	1	4	27	24	18	1	0	2
02-20	Stony Brook	W 14-5	KERCE, Carson	.364	.626	.465	31	107	27	39	17	1	3	26	16	14	2	0	5
02-20	Stony Brook	W 6-5	ZUCKERMAN, Ryan	.327	.718	.460	31	110	35	36	8	1	11	39	24	42	1	0	3
02-22	Stony Brook	W 21-3	BURRESS, Drew	.312	.576	.456	31	125	42	39	11	2	6	25	27	23	3	4	2
02-24	Georgia State	L 4-9	DANIEL, Caleb	.312	.649	.409	27	77	23	24	5	0	7	20	10	25	0	0	0
02-27	Northwestern	W 17-3	SCHMIDT, Kent	.311	.446	.485	23	74	26	23	4	0	2	29	24	16	2	0	2
02-28	Northwestern	W 13-3	ROGERS, Drew	.268	.554	.391	21	56	18	15	1	0	5	21	6	20	0	0	2
03-01	Northwestern	W 14-6																	
03-03	at Georgia St.	W 4-1																	
03-06*	Virginia Tech	W 16-1	NEISES, Tyler	.667	.667	.750	3	3	2	2	0	0	0	0	1	1	0	0	0
03-07*	Virginia Tech	W 14-5	COUPET, Nathanael	.500	.750	.533	11	12	6	6	0	0	1	9	1	5	0	0	0
03-08*	Virginia Tech	L 6-9	DEE, Michael	.500	.500	.600	5	4	3	2	0	0	0	1	1	2	0	0	0
03-10	West Georgia	W 14-0	HARTWELL, Judson	.500	.500	.600	4	4	2	2	0	0	0	1	1	0	0	0	0
03-12*	at Clemson	W 10-0	STEPHENSON, Dominic	.500	1.000	.667	4	4	2	2	0	1	0	3	1	2	0	0	0
03-13*	at Clemson	W 9-3	LEWIS, Coleman	.333	.500	.455	10	18	6	6	0	0	1	4	4	6	0	0	0
03-14*	at Clemson	L 7-13	BROWN, Cade	.300	.300	.462	8	10	3	3	0	0	0	1	2	3	0	0	2
03-17	at Auburn	L 2-9	BROSIOUS, Parker	.296	.741	.462	26	27	7	8	3	0	3	16	8	7	3	0	0
03-20*	at Pitt	W 11-9																	
03-21*	at Pitt	L 9-14																	
03-22*	at Pitt	W 12-4																	
03-27*	NC State	W 3-1																	
03-28*	NC State	W 6-4																	
03-29*	NC State	W 10-0																	
03-31	Auburn	W 13-3																	
04-02*	at California	W 17-2																	
04-03*	at California	W 7-2																	
04-04*	at California	W 9-3																	

\* Conf Game; - Neutral Site; + Extra Innings; \* Postseason; (F) Forfeit

LOB - Team (265), Opp (232). DPs turned - Team (15), Opp (25). CI - Team (0), Opp (0). IBB - Team (1): ADVINCULA, Jarren (1).  
 Picked off - Team (3): BURRESS, Drew (2); LACKEY, Vahn (1).

PLAYER	ERA	W-L	APP	GS	CG	SHO	SV	IP	H	R	ER	BB	K	AVG	HR
BLAKELY, Jackson	1.82	4-1	7	5	0	1	0	29.2	24	6	6	6	33	.216	1
ANGELAKOS, Dimitri	3.31	1-1	7	3	0	1	0	16.1	14	6	6	2	13	.226	2
MCKEE, Tate	3.35	5-0	8	8	0	1	0	37.2	30	14	14	23	38	.219	5
LOY, Dylan	3.67	2-1	9	5	0	0	0	27.0	29	15	11	5	26	.269	6
BUURSEMA, Porter	3.77	0-1	8	2	0	1	0	14.1	9	7	6	14	20	.188	0
PATEL, Mason	4.20	2-0	6	2	0	0	2	15.0	17	7	7	5	14	.298	0
SHADEK, Justin	4.73	1-0	9	1	0	1	0	13.1	13	11	7	11	20	.255	0
UNDERWOOD, Cooper	8.25	1-0	6	5	0	0	0	12.0	14	11	11	9	11	.304	1
BARFIELD, Brett	1.86	2-0	11	0	0	0	1	9.2	7	2	2	4	10	.194	0
GAUDETTE, Caden	3.60	2-0	12	0	0	0	0	15.0	7	6	6	6	14	.140	3
BALLARD, Carson	3.75	2-0	8	0	0	0	0	12.0	10	6	5	6	15	.222	1
CAMPBELL, Kayden	4.70	2-1	9	0	0	0	0	7.2	7	4	4	6	8	.259	0
LANKIE, Jake	4.73	0-0	9	0	0	1	1	13.1	17	9	7	2	18	.298	1
SPIVEY, Caden	6.75	0-0	9	0	0	0	1	10.2	11	8	8	9	15	.275	1
WILLCOX, Charlie	7.15	0-0	8	0	0	1	0	11.1	15	11	9	5	12	.294	1
VICENS, Jamie	9.00	0-0	6	0	0	0	0	4.0	3	5	4	6	8	.200	0
MCKELVEY, Adam	9.00	2-0	7	0	0	1	0	6.0	5	6	6	7	11	.227	1
<b>Totals</b>	<b>4.20</b>	<b>26-5</b>	<b>31</b>	<b>0</b>	<b>3</b>	<b>5</b>	<b>0</b>	<b>255.0</b>	<b>232</b>	<b>134</b>	<b>119</b>	<b>126</b>	<b>286</b>	<b>.241</b>	<b>23</b>
<b>Opponents</b>	<b>11.56</b>	<b>5-26</b>	<b>31</b>	<b>0</b>	<b>0</b>	<b>3</b>	<b>0</b>	<b>243.2</b>	<b>385</b>	<b>353</b>	<b>313</b>	<b>218</b>	<b>244</b>	<b>.358</b>	<b>65</b>

PB - Team(4): LACKEY, Vahn (3); ROGERS, Drew (1), Opp (6). Pickoffs - Team(6): UNDERWOOD, Cooper (2); PATEL, Mason (1); LOY, Dylan (1); BUURSEMA, Porter (1), Opp (3). SBA/ATT - LACKEY, Vahn (19-22); ROGERS, Drew (16-22); BLAKELY, Jackson (2-2); WILLCOX, Charlie (1-1); VICENS, James (1-1); SHADEK, Justin (1-1); ANGELAKOS, Dimitri (1-1).

SCORE BY INNINGS	1	2	3	4	5	6	7	8	9	EX	TOTAL
Georgia Tech	57	52	61	30	48	44	41	18	1	1	353
Opponents	16	25	6	16	33	11	16	6	5	0	134

# Overall Stats

## Georgia Tech Overall Statistics

Record: 26-5    Home: 17-2    Away: 9-3    Neutral: 0-0    Conference: 12-3  
 Extra Inn: 1-0    Vs. Ranked: 6-2

PLAYER	AVG	GP-GS	AB	R	H	2B	3B	HR	XB	RBI	TB	SLG	BB	HP	K	GDP	OB%	SF	SH	SB-ATT	PO	A	E	FLD%	
ADVINCULA, Jarren	.422	31-31	128	37	54	6	2	5	13	38	79	.617	17	4	12	1	.500	1	1	5-6	36	58	0	1.000	
LACKEY, Vahn	.405	31-31	111	44	45	10	1	11	22	39	90	.811	26	3	18	4	.529	0	0	7-7	168	14	1	.995	
HERNANDEZ, Alex	.389	30-30	108	35	42	4	0	6	10	29	64	.593	25	4	30	2	.514	1	0	2-2	94	8	2	.981	
BAKER, Will	.381	30-28	97	35	37	13	1	4	18	27	64	.660	24	3	18	3	.504	3	3	1-1	22	4	2	.929	
KERCE, Carson	.364	31-31	107	27	39	17	1	3	21	26	67	.626	16	4	14	7	.465	0	1	2-2	39	65	5	.954	
ZUCKERMAN, Ryan	.327	31-31	110	35	36	8	1	11	20	39	79	.718	24	4	42	3	.460	1	0	1-1	8	46	3	.947	
BURRESS, Drew	.312	31-31	125	42	39	11	2	6	19	25	72	.576	27	6	23	1	.456	0	0	3-7	54	3	2	.966	
DANIEL, Caleb	.312	27-20	77	23	24	5	0	7	12	20	50	.649	10	4	25	2	.409	2	0	0-0	25	0	0	1.000	
SCHMIDT, Kent	.311	23-23	74	26	23	4	0	2	6	29	33	.446	24	3	16	2	.485	2	0	2-2	143	6	2	.987	
ROGERS, Drew	.268	21-15	56	18	15	1	0	5	6	21	31	.554	6	6	20	1	.391	1	0	0-0	117	12	2	.985	
-----																									
NEISES, Tyler	.667	3-0	3	2	2	0	0	0	0	0	2	.667	1	0	1	0	.750	0	0	0-0	2	0	0	1.000	
COUPET, Nathanael	.500	11-1	12	6	6	0	0	1	1	9	9	.750	1	1	5	0	.533	1	0	0-0	14	1	0	1.000	
DEE, Michael	.500	5-0	4	3	2	0	0	0	0	1	2	.500	1	0	2	0	.600	0	0	0-0	2	2	0	1.000	
HARTWELL, Judson	.500	4-0	4	2	2	0	0	0	0	1	2	.500	1	0	0	0	.600	0	0	0-0	1	0	0	1.000	
STEPHENSON, Dominic	.500	4-0	4	2	2	0	1	0	1	3	4	1.000	1	1	2	0	.667	0	0	0-0	7	0	0	1.000	
LEWIS, Coleman	.333	10-1	18	6	6	0	0	1	1	4	9	.500	4	0	6	0	.455	0	0	0-0	1	0	0	1.000	
BROWN, Cade	.300	8-0	10	3	3	0	0	0	0	1	3	.300	2	1	3	0	.462	0	0	0-0	10	2	2	.857	
BROSIUS, Parker	.296	26-6	27	7	8	3	0	3	6	16	20	.741	8	2	7	0	.462	2	2	3-3	13	0	0	1.000	
Others																					9	35	5	.898	
<b>Totals</b>	<b>.358</b>	<b>-</b>	<b>1075</b>	<b>353</b>	<b>385</b>	<b>82</b>	<b>9</b>	<b>65</b>	<b>156</b>	<b>328</b>	<b>680</b>	<b>.633</b>	<b>218</b>	<b>46</b>	<b>244</b>	<b>26</b>	<b>.480</b>	<b>14</b>	<b>7</b>	<b>26-31</b>	<b>765</b>	<b>256</b>	<b>26</b>	<b>.975</b>	
<b>Opponents</b>	<b>.241</b>	<b>-</b>	<b>963</b>	<b>134</b>	<b>232</b>	<b>48</b>	<b>0</b>	<b>23</b>	<b>71</b>	<b>127</b>	<b>349</b>	<b>.362</b>	<b>126</b>	<b>28</b>	<b>286</b>	<b>15</b>	<b>.343</b>	<b>7</b>	<b>9</b>	<b>35-44</b>	<b>732</b>	<b>251</b>	<b>38</b>	<b>.963</b>	

LOB - Team (265), Opp (232). DPs turned - Team (15), Opp (25). CI - Team (0), Opp (0). IBB - Team (1): ADVINCULA, Jarren (1). Picked off - Team (3): BURRESS, Drew (2); LACKEY, Vahn (1).

PLAYER	ERA	W-L	APP	GS	CG	SHO	SV	IP	H	R	ER	BB	K	WHIP	2B	3B	HR	AVG	WP	HP	BK	SFA	SHA
BLAKELY, Jackson	1.82	4-1	7	5	0	1	0	29.2	24	6	6	6	33	1.01	6	0	1	.216	2	6	0	0	1
ANGELAKOS, Dimitri	3.31	1-1	7	3	0	1	0	16.1	14	6	6	2	13	0.98	3	0	2	.226	1	2	0	0	0
MCKEE, Tate	3.35	5-0	8	8	0	1	0	37.2	30	14	14	23	38	1.41	3	0	5	.219	5	3	0	0	0
LOY, Dylan	3.67	2-1	9	5	0	0	0	27.0	29	15	11	5	26	1.26	1	0	6	.269	1	3	0	0	0
BUURSEMA, Porter	3.77	0-1	8	2	0	1	0	14.1	9	7	6	14	20	1.60	3	0	0	.188	2	0	0	1	1
PATEL, Mason	4.20	2-0	6	2	0	0	2	15.0	17	7	7	5	14	1.47	7	0	0	.298	0	0	0	0	2
SHADEK, Justin	4.73	1-0	9	1	0	1	0	13.1	13	11	7	11	20	1.80	4	0	0	.255	1	1	0	1	3
UNDERWOOD, Cooper	8.25	1-0	6	5	0	0	0	12.0	14	11	11	9	11	1.92	4	0	1	.304	0	3	0	2	0
-----																							
BARFIELD, Brett	1.86	2-0	11	0	0	0	1	9.2	7	2	2	4	10	1.14	1	0	0	.194	0	1	0	0	0
GAUDETTE, Caden	3.60	2-0	12	0	0	0	0	15.0	7	6	6	6	14	0.87	0	0	3	.140	0	2	0	0	1
BALLARD, Carson	3.75	2-0	8	0	0	0	0	12.0	10	6	5	6	15	1.33	3	0	1	.222	1	2	0	1	0
CAMPBELL, Kayden	4.70	2-1	9	0	0	0	0	7.2	7	4	4	6	8	1.70	3	0	0	.259	0	1	1	0	0
LANKIE, Jake	4.73	0-0	9	0	0	1	1	13.1	17	9	7	2	18	1.43	3	0	1	.298	0	1	0	1	0
SPIVEY, Caden	6.75	0-0	9	0	0	0	1	10.2	11	8	8	9	15	1.87	3	0	1	.275	0	0	0	0	0
WILLCOX, Charlie	7.15	0-0	8	0	0	1	0	11.1	15	11	9	5	12	1.76	3	0	1	.294	1	2	0	0	0
VICENS, Jamie	9.00	0-0	6	0	0	0	0	4.0	3	5	4	6	8	2.25	0	0	0	.200	1	0	0	0	1
MCKELVEY, Adam	9.00	2-0	7	0	0	1	0	6.0	5	6	6	7	11	2.00	1	0	1	.227	0	1	0	1	0
<b>Totals</b>	<b>4.20</b>	<b>26-5</b>	<b>31</b>	<b>0</b>	<b>3</b>	<b>5</b>	<b>255.0</b>	<b>232</b>	<b>134</b>	<b>119</b>	<b>126</b>	<b>286</b>	<b>1.40</b>	<b>48</b>	<b>0</b>	<b>23</b>	<b>.241</b>	<b>15</b>	<b>28</b>	<b>1</b>	<b>7</b>	<b>9</b>	
<b>Opponents</b>	<b>11.56</b>	<b>5-26</b>	<b>31</b>	<b>0</b>	<b>0</b>	<b>3</b>	<b>243.2</b>	<b>385</b>	<b>353</b>	<b>313</b>	<b>218</b>	<b>244</b>	<b>2.47</b>	<b>82</b>	<b>9</b>	<b>65</b>	<b>.358</b>	<b>28</b>	<b>46</b>	<b>2</b>	<b>14</b>	<b>7</b>	

PB - Team(4): LACKEY, Vahn (3); ROGERS, Drew (1), Opp (6). Pickoffs - Team(6): UNDERWOOD, Cooper (2); PATEL, Mason (1); LOY, Dylan (1); BUURSEMA, Porter (1), Opp (3). SBA/ATT - LACKEY, Vahn (19-22); ROGERS, Drew (16-22); BLAKELY, Jackson (2-2); WILLCOX, Charlie (1-1); VICENS, James (1-1); SHADEK, Justin (1-1); ANGELAKOS, Dimitri (1-1).

Record: 12-3    Home: 5-1    Away: 7-2    Neutral: 0-0    Conference: 12-3  
 Extra Inn: 0-0    Vs. Ranked: 5-1

PLAYER	AVG	GP-GS	AB	R	H	2B	3B	HR	XB	RBI	TB	SLG	BB	HP	K	GDP	OB%	SF	SH	SB-ATT	PO	A	E	FLD%	
ADVINCULA, Jarren	.444	15-15	63	18	28	6	2	1	9	15	41	.651	9	0	7	0	.507	1	0	1-2	23	33	0	1.000	
LACKEY, Vahn	.377	15-15	53	25	20	6	0	5	11	15	41	.774	13	1	8	4	.507	0	0	2-2	90	8	0	1.000	
BAKER, Will	.364	14-13	44	17	16	5	1	4	10	11	35	.795	9	1	12	2	.481	0	3	0-0	5	3	1	.889	
KERCE, Carson	.356	15-15	59	10	21	9	0	2	11	16	36	.610	2	1	8	4	.387	0	1	1-1	22	39	2	.968	
SCHMIDT, Kent	.288	15-15	52	13	15	2	0	2	4	23	23	.442	11	1	11	1	.415	1	0	2-2	106	4	1	.991	
HERNANDEZ, Alex	.288	15-15	52	11	15	1	0	3	4	12	25	.481	17	1	19	1	.465	1	0	0-0	31	3	1	.971	
BURRESS, Drew	.262	15-15	65	19	17	4	1	3	8	10	32	.492	10	2	17	0	.377	0	0	0-2	27	0	0	1.000	
ZUCKERMAN, Ryan	.255	15-15	51	17	13	2	0	5	7	17	30	.588	12	1	21	0	.400	1	0	1-1	5	24	1	.967	
BROSIUS, Parker	.250	12-5	16	3	4	1	0	2	3	4	11	.688	4	2	4	0	.455	0	1	0-0	7	0	0	1.000	
DANIEL, Caleb	.242	12-9	33	7	8	0	0	2	2	8	14	.424	4	1	13	0	.342	0	0	0-0	11	0	0	1.000	
-----																									
BROWN, Cade	.333	2-0	3	1	1	0	0	0	0	0	1	.333	0	0	0	0	.333	0	0	0-0	3	1	0	1.000	
COUPET, Nathanael	.333	4-0	3	0	1	0	0	0	0	2	1	.333	1	0	2	0	.500	0	0	0-0	2	1	0	1.000	
LEWIS, Coleman	.333	2-0	3	1	1	0	0	1	1	1	4	1.333	0	0	1	0	.333	0	0	0-0	0	0	0	.000	
ROGERS, Drew	.176	6-3	17	4	3	0	0	1	1	3	6	.353	2	1	8	0	.300	0	0	0-0	37	4	0	1.000	
STEPHENSON, Dominic	.000	1-0	0	0	0	0	0	0	0	0	0	.000	1	0	0	0	.000	0	0	0-0	0	0	0	.000	
Others																					3	8	3	.786	
<b>Totals</b>	<b>.317</b>	<b>-</b>	<b>514</b>	<b>146</b>	<b>163</b>	<b>36</b>	<b>4</b>	<b>31</b>	<b>71</b>	<b>137</b>	<b>300</b>	<b>.584</b>	<b>95</b>	<b>12</b>	<b>131</b>	<b>12</b>	<b>432</b>	<b>4</b>	<b>5</b>	<b>7-10</b>	<b>372</b>	<b>128</b>	<b>9</b>	<b>.982</b>	
<b>Opponents</b>	<b>.247</b>	<b>-</b>	<b>469</b>	<b>70</b>	<b>116</b>	<b>21</b>	<b>0</b>	<b>15</b>	<b>36</b>	<b>66</b>	<b>182</b>	<b>.388</b>	<b>72</b>	<b>15</b>	<b>125</b>	<b>9</b>	<b>.362</b>	<b>5</b>	<b>2</b>	<b>12-16</b>	<b>365</b>	<b>110</b>	<b>19</b>	<b>.962</b>	

LOB - Team (116), Opp (121). DPs turned - Team (9), Opp (11). CI - Team (0), Opp (0). IBB - Team (1): ADVINCULA, Jarren (1) . Picked off - Team (0): .

PLAYER	ERA	W-L	APP	GS	CG	SHO	SV	IP	H	R	ER	BB	K	WHIP	2B	3B	HR	AVG	WP	HP	BK	SFA	SHA	
BLAKELY, Jackson	2.38	3-1	5	4	0	1	0	22.2	19	6	6	4	19	1.01	6	0	1	.224	2	4	0	0	0	
MCKEE, Tate	2.96	3-0	5	5	0	1	0	24.1	18	8	8	17	23	1.44	1	0	3	.205	3	1	0	0	0	
BUURSEMA, Porter	5.79	0-1	4	2	0	0	0	9.1	8	7	6	8	11	1.71	3	0	0	.250	1	0	0	1	1	
LOY, Dylan	5.84	0-1	4	3	0	0	0	12.1	18	12	8	3	7	1.70	0	0	5	.340	1	3	0	0	0	
UNDERWOOD, Cooper	7.71	0-0	2	1	0	0	0	2.1	3	2	2	3	2	2.57	1	0	0	.375	0	1	0	2	0	
-----																								
PATEL, Mason	0.00	1-0	4	0	0	0	2	6.2	4	0	0	2	6	0.90	2	0	0	.174	0	0	0	0	0	
BARFIELD, Brett	0.00	1-0	6	0	0	0	1	5.0	2	0	0	3	6	1.00	1	0	0	.118	0	0	0	0	0	
ANGELAKOS, Dimitri	0.00	0-0	1	0	0	0	0	2.0	1	0	0	1	2	1.00	0	0	0	.143	1	0	0	0	0	
CAMPBELL, Kayden	0.00	0-0	3	0	0	0	0	4.0	1	0	0	2	6	0.75	0	0	0	.083	0	0	0	0	0	
GAUDETTE, Caden	2.79	2-0	6	0	0	0	0	9.2	3	3	3	5	8	0.83	0	0	2	.094	0	1	0	0	0	
BALLARD, Carson	6.00	1-0	3	0	0	0	0	6.0	6	4	4	3	6	1.50	1	0	1	.250	0	2	0	0	0	
VICENS, Jamie	6.75	0-0	3	0	0	0	0	1.1	0	1	1	3	3	2.25	0	0	0	.000	1	0	0	0	0	
LANKIE, Jake	8.31	0-0	4	0	0	1	0	4.1	10	5	4	0	5	2.31	1	0	1	.455	0	1	0	0	0	
SHADEK, Justin	8.44	0-0	5	0	0	1	0	5.1	7	7	5	7	10	2.63	1	0	0	.304	0	1	0	1	1	
WILLCOX, Charlie	12.00	0-0	3	0	0	0	0	3.0	6	4	4	2	4	2.67	2	0	1	.400	0	0	0	0	0	
SPIVEY, Caden	12.27	0-0	3	0	0	0	0	3.2	6	5	5	3	4	2.45	2	0	0	.400	0	0	0	0	0	
MCKELVEY, Adam	27.00	1-0	3	0	0	0	0	2.0	4	6	6	6	3	5.00	0	0	1	.444	0	1	0	1	0	
<b>Totals</b>	<b>4.50</b>	<b>12-3</b>	<b>15</b>	<b>0</b>	<b>2</b>	<b>3</b>	<b>124.0</b>	<b>116</b>	<b>70</b>	<b>62</b>	<b>72</b>	<b>125</b>	<b>1.52</b>	<b>21</b>	<b>0</b>	<b>15</b>	<b>.247</b>	<b>9</b>	<b>15</b>	<b>0</b>	<b>5</b>	<b>2</b>		
<b>Opponents</b>	<b>9.10</b>	<b>3-12</b>	<b>15</b>	<b>0</b>	<b>0</b>	<b>2</b>	<b>121.2</b>	<b>163</b>	<b>146</b>	<b>123</b>	<b>95</b>	<b>131</b>	<b>2.12</b>	<b>36</b>	<b>4</b>	<b>31</b>	<b>.317</b>	<b>13</b>	<b>12</b>	<b>1</b>	<b>4</b>	<b>5</b>		

PB - Team(2): LACKEY, Vahn (2) , Opp (2). Pickoffs - Team(3): LOY, Dylan (1) ;BUURSEMA, Porter (1) , Opp (0). SBA/ATT - LACKEY, Vahn (7-10) ;ROGERS, Drew (5-6) ;BLAKELY, Jackson (2-2) ;VICENS, James (1-1) .

## PITCHING SITUATIONAL

PLAYER	vs left			vs right			runners on			bases emp			leadoff			2outs			fly	gnd	fly/	
	H	AB	AVG	H	AB	AVG	H	AB	AVG	H	AB	AVG	ADV	OPS	PCT	H	AB	AVG	OUT	OUT	GND	GDP
43 ANGELAKOS, Dimitri	7	25	.280	7	37	.189	4	23	.174	10	39	.256	6	18	.333	3	17	.176	20	15	1.3	1
21 BALLARD, Carson	5	17	.294	5	28	.179	5	27	.185	5	18	.278	5	11	.455	2	14	.143	12	7	1.7	2
32 BARFIELD, Brett	2	16	.125	5	20	.250	3	18	.167	4	18	.222	3	8	.375	3	13	.231	12	7	1.7	0
24 BLAKELY, Jackson	11	46	.239	13	65	.200	9	45	.200	15	66	.227	10	31	.323	6	36	.167	31	22	1.4	0
99 BUURSEMA, Porter	4	15	.267	5	33	.152	6	25	.240	3	23	.130	7	16	.438	2	14	.143	9	10	0.9	1
49 CAMPBELL, Kayden	4	13	.308	3	14	.214	3	9	.333	4	18	.222	3	9	.333	2	10	.200	6	6	1.0	0
18 GAUDETTE, Caden	3	19	.158	4	31	.129	3	25	.120	4	25	.160	3	11	.273	1	18	.056	12	17	0.7	0
35 LANKIE, Jake	11	23	.478	6	34	.176	11	29	.379	6	28	.214	5	13	.385	6	22	.273	8	12	0.7	1
37 LOY, Dylan	12	45	.267	17	63	.270	13	46	.283	16	62	.258	6	27	.222	7	32	.219	24	26	0.9	1
22 MCKEE, Tate	14	59	.237	16	78	.205	10	67	.149	20	70	.286	19	40	.475	5	41	.122	28	40	0.7	5
55 MCKELVEY, Adam	0	5	.000	5	17	.294	3	15	.200	2	7	.286	3	5	.600	1	7	.143	7	0	-	0
29 PATEL, Mason	7	21	.333	10	36	.278	8	31	.258	9	26	.346	7	14	.500	4	19	.211	16	10	1.6	1
31 SHADEK, Justin	7	21	.333	6	30	.200	8	29	.276	5	22	.227	5	12	.417	7	20	.350	9	8	1.1	0
20 SPIVEY, Caden	5	13	.385	6	27	.222	7	23	.304	4	17	.235	5	10	.500	3	12	.250	7	7	1.0	0
15 UNDERWOOD, Cooper	7	22	.318	7	24	.292	8	18	.444	6	28	.214	4	14	.286	6	16	.375	13	10	1.3	0
26 VICENS, Jamie	1	6	.167	2	9	.222	2	10	.200	1	5	.200	3	5	.600	1	4	.250	2	1	2.0	0
16 WILLCOX, Charlie	8	17	.471	7	34	.206	12	31	.387	3	20	.150	4	11	.364	5	17	.294	8	14	0.6	0
<b>Totals</b>	<b>108</b>	<b>383</b>	<b>.282</b>	<b>124</b>	<b>580</b>	<b>.214</b>	<b>115</b>	<b>471</b>	<b>.244</b>	<b>117</b>	<b>492</b>	<b>.238</b>	<b>98</b>	<b>255</b>	<b>.384</b>	<b>64</b>	<b>312</b>	<b>.205</b>	<b>224</b>	<b>212</b>	<b>1.1</b>	<b>12</b>
<b>Opponents</b>	<b>146</b>	<b>397</b>	<b>.368</b>	<b>239</b>	<b>678</b>	<b>.353</b>	<b>240</b>	<b>631</b>	<b>.380</b>	<b>145</b>	<b>444</b>	<b>.327</b>	<b>125</b>	<b>246</b>	<b>.508</b>	<b>138</b>	<b>366</b>	<b>.377</b>	<b>226</b>	<b>215</b>	<b>1.1</b>	<b>19</b>

PLAYER	AP	GS	IP/APP	H/G	R/G	ER/G	BB/G	K/G	K/BB	2B/G	3B/G	HR/G	FO/G	GO/G	BF/G	SBA	ATT	PCT
43 ANGELAKOS, Dimitri	7	3	2.33	7.71	3.31	3.31	1.10	7.16	6.50	1.65	0.00	1.10	11.02	8.27	36.37	1	1	1.000
21 BALLARD, Carson	8	0	1.50	7.50	4.50	3.75	4.50	11.25	2.50	2.25	0.00	0.75	9.00	5.25	40.50	0	0	0
32 BARFIELD, Brett	11	0	0.88	6.52	1.86	1.86	3.72	9.31	2.50	0.93	0.00	0.00	11.17	6.52	38.17	0	0	0
24 BLAKELY, Jackson	7	5	4.24	7.28	1.82	1.82	1.82	10.01	5.50	1.82	0.00	0.30	9.40	6.67	37.62	2	2	1.000
99 BUURSEMA, Porter	8	2	1.79	5.65	4.40	3.77	8.79	12.56	1.43	1.88	0.00	0.00	5.65	6.28	40.19	0	0	0
49 CAMPBELL, Kayden	9	0	0.85	8.22	4.70	4.70	7.04	9.39	1.33	3.52	0.00	0.00	7.04	7.04	39.91	0	0	0
18 GAUDETTE, Caden	12	0	1.25	4.20	3.60	3.60	3.60	8.40	2.33	0.00	0.00	1.80	7.20	10.20	35.40	0	0	0
35 LANKIE, Jake	9	0	1.48	11.48	6.08	4.73	1.35	12.15	9.00	2.03	0.00	0.68	5.40	8.10	41.18	0	0	0
37 LOY, Dylan	9	5	3.00	9.67	5.00	3.67	1.67	8.67	5.20	0.33	0.00	2.00	8.00	8.67	38.67	0	0	0
22 MCKEE, Tate	8	8	4.71	7.17	3.35	3.35	5.50	9.08	1.65	0.72	0.00	1.19	6.69	9.56	38.95	0	0	0
55 MCKELVEY, Adam	7	0	0.86	7.50	9.00	9.00	10.50	16.50	1.57	1.50	0.00	1.50	10.50	0.00	46.50	0	0	0
29 PATEL, Mason	6	2	2.50	10.20	4.20	4.20	3.00	8.40	2.80	4.20	0.00	0.00	9.60	6.00	38.40	0	0	0
31 SHADEK, Justin	9	1	1.48	8.78	7.43	4.73	7.43	13.50	1.82	2.70	0.00	0.00	6.08	5.40	45.23	1	1	1.000
20 SPIVEY, Caden	9	0	1.19	9.28	6.75	6.75	7.59	12.66	1.67	2.53	0.00	0.84	5.91	5.91	41.34	0	0	0
15 UNDERWOOD, Cooper	6	5	2.00	10.50	8.25	8.25	6.75	8.25	1.22	3.00	0.00	0.75	9.75	7.50	45.00	0	0	0
26 VICENS, Jamie	6	0	0.67	6.75	11.25	9.00	13.50	18.00	1.33	0.00	0.00	0.00	4.50	2.25	49.50	1	1	1.000
16 WILLCOX, Charlie	8	0	1.42	11.91	8.74	7.15	3.97	9.53	2.40	2.38	0.00	0.79	6.35	11.12	46.06	1	1	1.000
<b>Totals</b>	<b>31</b>	<b>31</b>	<b>8.23</b>	<b>8.19</b>	<b>4.73</b>	<b>4.20</b>	<b>4.45</b>	<b>10.09</b>	<b>2.27</b>	<b>1.69</b>	<b>0.00</b>	<b>0.81</b>	<b>7.91</b>	<b>7.48</b>	<b>39.99</b>	<b>35</b>	<b>44</b>	<b>.795</b>
<b>Opponents</b>	<b>31</b>	<b>31</b>	<b>7.86</b>	<b>14.22</b>	<b>13.04</b>	<b>11.56</b>	<b>8.05</b>	<b>9.01</b>	<b>1.12</b>	<b>3.03</b>	<b>0.33</b>	<b>2.40</b>	<b>8.35</b>	<b>7.94</b>	<b>50.23</b>	<b>26</b>	<b>31</b>	<b>.839</b>

*Pitching averages based on 9-inning game.*

## STARTING PITCHING

**Starters (Stats from starts only)**

PLAYER	GP-GS	ERA	W-L	IP	H	R	ER	BB	K	2B	3B	HR	AVG	BF	WP	HP	BK	SFA	SHA
BLAKELY, Jackson	7-5	2.19	3-1	24.2	18	6	6	6	26	4	0	1	.200	102	1	5	0	0	1
MCKEE, Tate	8-8	3.35	5-0	37.2	30	14	14	23	38	3	0	5	.219	163	5	3	0	0	0
ANGELAKOS, Dimitri	7-3	3.72	1-1	9.2	9	4	4	1	8	2	0	2	.243	39	0	1	0	0	0
BUURSEMA, Porter	8-2	4.26	0-0	6.1	7	4	3	5	8	2	0	0	.292	29	1	0	0	0	0
SHADEK, Justin	9-1	4.50	0-0	2.0	2	3	1	1	2	1	0	0	.286	9	1	0	0	0	1
LOY, Dylan	9-5	6.19	1-1	16.0	25	15	11	3	15	1	0	6	.347	77	1	2	0	0	0
PATEL, Mason	6-2	7.56	1-0	8.1	13	7	7	3	8	5	0	0	.382	39	0	0	0	0	2
UNDERWOOD, Cooper	6-5	8.25	1-0	12.0	13	11	11	9	11	3	0	1	.289	59	0	3	0	2	0
		<b>4.40</b>	<b>12-3</b>	<b>116.2</b>	<b>117</b>	<b>64</b>	<b>57</b>	<b>51</b>	<b>116</b>	<b>21</b>	<b>0</b>	<b>15</b>	<b>.262</b>	<b>517</b>	<b>9</b>	<b>14</b>	<b>0</b>	<b>2</b>	<b>4</b>

## BULLPEN

**Non-starters (Stats from non-starts only)**

PLAYER	GP-GS	ERA	W-L	IP	H	R	ER	BB	K	2B	3B	HR	AVG	BF	WP	HP	BK	SFA	SHA
UNDERWOOD, Cooper	6-5	0	0-0	0.0	1	0	0	0	0	1	0	0	1.000	1	0	0	0	0	0
BLAKELY, Jackson	7-5	0.00	1-0	5.0	6	0	0	0	7	2	0	0	.286	22	1	1	0	0	0
PATEL, Mason	6-2	0.00	1-0	6.2	4	0	0	2	6	2	0	0	.174	25	0	0	0	0	0
LOY, Dylan	9-5	0.00	1-0	11.0	4	0	0	2	11	0	0	0	.111	39	0	1	0	0	0
BARFIELD, Brett	11-0	2.45	2-0	7.1	7	2	2	4	10	1	0	0	.194	41	0	1	0	0	0
ANGELAKOS, Dimitri	7-3	2.70	0-0	6.2	5	2	2	1	5	1	0	0	.200	27	1	1	0	0	0
BUURSEMA, Porter	8-2	3.38	0-1	8.0	2	3	3	9	12	1	0	0	.083	35	1	0	0	1	1
BALLARD, Carson	8-0	3.75	2-0	12.0	10	6	5	6	15	3	0	1	.222	54	1	2	0	1	0
GAUDETTE, Caden	12-0	4.26	2-0	12.2	7	6	6	6	14	0	0	3	.140	59	0	2	0	0	1
CAMPBELL, Kayden	9-0	4.70	2-1	7.2	7	4	4	6	8	3	0	0	.259	34	0	1	1	0	0
LANKIE, Jake	9-0	4.73	0-0	13.1	17	9	7	2	18	3	0	1	.298	61	0	1	0	1	0
SHADEK, Justin	9-1	4.76	1-0	11.1	11	8	6	10	18	3	0	0	.250	58	0	1	0	1	2
SPIVEY, Caden	9-0	6.75	0-0	10.2	11	8	8	9	15	3	0	1	.275	49	0	0	0	0	0
WILLCOX, Charlie	8-0	7.15	0-0	11.1	15	11	9	5	12	3	0	1	.294	58	1	2	0	0	0
VICENS, Jamie	6-0	9.00	0-0	4.0	3	5	4	6	8	0	0	0	.200	22	1	0	0	0	1
MCKELVEY, Adam	7-0	9.00	2-0	6.0	5	6	6	7	11	1	0	1	.227	31	0	1	0	1	0
		<b>4.03</b>	<b>14-2</b>	<b>138.1</b>	<b>115</b>	<b>70</b>	<b>62</b>	<b>75</b>	<b>170</b>	<b>27</b>	<b>0</b>	<b>8</b>	<b>.222</b>	<b>616</b>	<b>6</b>	<b>14</b>	<b>1</b>	<b>5</b>	<b>5</b>

**BATTING SITUATIONAL**

PLAYER	vs left			vs right			runners on			bases emp			bases ldd			leadoff			fly	gnd	fly/
	H	AB	AVG	H	AB	AVG	H	AB	AVG	H	AB	AVG	H	AB	AVG	RCH	OP	PCT	OUT	OUT	GND
2 ADVINCULA, Jarren	19	42	.452	35	86	.407	40	80	.500	14	48	.292	1	6	.167	11	21	.524	29	30	1.0
7 BAKER, Will	12	33	.364	25	64	.391	18	52	.346	19	45	.422	4	7	.571	14	19	.737	21	21	1.0
1 BROSIUS, Parker	6	13	.462	2	14	.143	5	15	.333	3	12	.250	1	1	1.000	3	6	.500	11	4	2.8
14 BROWN, Cade	2	3	.667	1	7	.143	2	6	.333	1	4	.250	0	1	.000	0	1	.000	3	1	3.0
8 BURRESS, Drew	9	33	.273	30	92	.326	19	66	.288	20	59	.339	1	6	.167	26	46	.565	39	18	2.2
19 COUPET, Nathanael	3	7	.429	3	5	.600	6	9	.667	0	3	.000	1	1	1.000	0	0	-	1	1	1.0
6 DANIEL, Caleb	8	22	.364	16	55	.291	12	43	.279	12	34	.353	2	3	.667	9	20	.450	16	11	1.5
0 DEE, Michael	1	3	.333	1	1	1.000	2	3	.667	0	1	.000	1	2	.500	0	1	.000	0	0	-
41 HARTWELL, Judson	1	1	1.000	1	3	.333	2	2	1.000	0	2	.000	0	0	-	1	2	.500	1	0	-
4 HERNANDEZ, Alex	7	26	.269	35	82	.427	24	56	.429	18	52	.346	2	3	.667	7	21	.333	15	17	0.9
3 KERCE, Carson	10	28	.357	29	79	.367	20	63	.317	19	44	.432	2	6	.333	8	17	.471	19	29	0.7
25 LACKEY, Vahn	12	29	.414	33	82	.402	29	71	.408	16	40	.400	1	3	.333	13	26	.500	19	19	1.0
9 LEWIS, Coleman	3	7	.429	3	11	.273	4	10	.400	2	8	.250	2	4	.500	2	3	.667	4	2	2.0
39 NEISES, Tyler	1	2	.500	1	1	1.000	2	3	.667	0	0	-	0	1	.000	1	1	1.000	0	0	-
34 ROGERS, Drew	7	19	.368	8	37	.216	12	34	.353	3	22	.136	1	3	.333	2	13	.154	14	6	2.3
10 SCHMIDT, Kent	3	26	.115	20	48	.417	17	46	.370	6	28	.214	5	9	.556	9	17	.529	15	18	0.8
5 STEPHENSON, Dominic	0	1	.000	2	3	.667	2	2	1.000	0	2	.000	1	1	1.000	0	1	.000	0	0	-
11 ZUCKERMAN, Ryan	14	35	.400	22	75	.293	24	70	.343	12	40	.300	3	7	.429	19	31	.613	19	11	1.7
<b>Totals</b>	<b>117</b>	<b>327</b>	<b>.358</b>	<b>268</b>	<b>748</b>	<b>.358</b>	<b>240</b>	<b>631</b>	<b>.380</b>	<b>145</b>	<b>444</b>	<b>.327</b>	<b>28</b>	<b>64</b>	<b>.438</b>	<b>125</b>	<b>246</b>	<b>.508</b>	<b>226</b>	<b>188</b>	<b>1.2</b>
<b>Opponents</b>	<b>62</b>	<b>238</b>	<b>.261</b>	<b>170</b>	<b>725</b>	<b>.234</b>	<b>115</b>	<b>471</b>	<b>.244</b>	<b>117</b>	<b>492</b>	<b>.238</b>	<b>5</b>	<b>31</b>	<b>.161</b>	<b>98</b>	<b>255</b>	<b>.384</b>	<b>224</b>	<b>208</b>	<b>1.1</b>

PLAYER	pinch hit			RISP			R3rd LT2out			2outs			adv ops			2out		rnrs		rch		rch	
	H	AB	AVG	H	AB	AVG	H	AB	AVG	H	AB	AVG	ADV	OP	PCT	RBI	ADV	LOB	ERR	FC	KL		
2 ADVINCULA, Jarren	0	0	-	22	47	.468	6	9	.667	19	48	.396	55	97	.567	16	0	34	2	6	3		
7 BAKER, Will	0	1	.000	13	32	.406	6	12	.500	11	36	.306	35	71	.493	10	0	20	1	5	5		
1 BROSIUS, Parker	1	4	.250	5	11	.455	1	1	1.000	2	8	.250	17	27	.630	4	0	8	1	0	5		
14 BROWN, Cade	3	5	.600	0	4	.000	0	1	.000	1	6	.167	4	9	.444	0	0	7	0	0	1		
8 BURRESS, Drew	0	0	-	12	39	.308	1	3	.333	12	37	.324	34	80	.425	10	0	31	3	3	6		
19 COUPET, Nathanael	3	4	.750	4	5	.800	2	2	1.000	1	2	.500	10	12	.833	1	0	0	0	0	3		
6 DANIEL, Caleb	1	3	.333	9	34	.265	2	7	.286	3	23	.130	24	53	.453	3	0	22	3	1	8		
0 DEE, Michael	1	1	1.000	2	3	.667	1	1	1.000	1	2	.500	2	4	.500	0	0	3	0	0	0		
41 HARTWELL, Judson	2	3	.667	2	2	1.000	0	0	-	1	1	1.000	2	2	1.000	1	0	0	1	0	0		
4 HERNANDEZ, Alex	0	0	-	16	39	.410	1	5	.200	19	35	.543	42	77	.545	11	0	19	3	2	15		
3 KERCE, Carson	0	0	-	12	37	.324	4	7	.571	14	37	.378	40	76	.526	12	0	28	3	4	5		
25 LACKEY, Vahn	0	0	-	18	42	.429	2	6	.333	19	38	.500	55	88	.625	22	0	22	2	9	12		
9 LEWIS, Coleman	2	5	.400	3	8	.375	0	1	.000	3	7	.429	6	11	.545	3	0	5	0	0	2		
39 NEISES, Tyler	1	1	1.000	0	1	.000	0	0	-	1	2	.500	2	3	.667	0	0	3	0	0	1		
34 ROGERS, Drew	1	4	.250	10	23	.435	1	4	.250	10	19	.526	20	43	.465	15	0	11	0	2	8		
10 SCHMIDT, Kent	0	0	-	15	32	.469	5	9	.556	7	26	.269	32	63	.508	7	0	23	1	3	9		
5 STEPHENSON, Dominic	1	1	1.000	2	2	1.000	1	1	1.000	1	2	.500	4	4	1.000	2	0	0	0	0	2		
11 ZUCKERMAN, Ryan	0	0	-	15	42	.357	4	13	.308	13	37	.351	33	82	.402	17	0	29	1	2	9		
<b>Totals</b>	<b>16</b>	<b>32</b>	<b>.500</b>	<b>160</b>	<b>403</b>	<b>.397</b>	<b>37</b>	<b>82</b>	<b>.451</b>	<b>138</b>	<b>366</b>	<b>.377</b>	<b>417</b>	<b>802</b>	<b>.520</b>	<b>134</b>	<b>0</b>	<b>265</b>	<b>21</b>	<b>37</b>	<b>94</b>		
<b>Opponents</b>	<b>7</b>	<b>33</b>	<b>.212</b>	<b>71</b>	<b>280</b>	<b>.254</b>	<b>16</b>	<b>51</b>	<b>.314</b>	<b>64</b>	<b>312</b>	<b>.205</b>	<b>215</b>	<b>550</b>	<b>.391</b>	<b>43</b>	<b>0</b>	<b>232</b>	<b>16</b>	<b>18</b>	<b>83</b>		

## TEAM GAME-BY-GAME - Hitting

(As of Apr 6, 2026)

Georgia Tech Team Game-by-Game Batting

DATE	OPPONENT	AB	R	H	RBI	2B	3B	HR	TB	AVG	BB	IBB	SB	CS	HBP	SAC	SF	GDP	K	LOB	PO	A	E
02-13	Bowling Green	35	11	13	11	3	0	2	22	.371	7	0	4	0	5	1	0	1	8	13	27	9	3
02-14	Bowling Green	43	27	22	25	4	0	1	29	.512	15	0	1	0	4	0	4	0	8	15	27	3	0
02-14	Bowling Green	32	12	16	10	6	0	0	22	.500	9	0	1	0	2	0	0	2	6	10	21	9	0
02-17	at Georgia Southern	51	25	26	23	6	1	2	40	.510	5	0	1	1	4	0	0	2	14	8	27	6	1
02-20	Stony Brook	38	14	18	13	3	0	2	27	.474	9	0	0	1	1	0	0	2	7	10	27	6	0
02-20	Stony Brook	29	10	12	10	5	1	2	25	.414	6	0	2	0	2	0	0	0	5	7	21	6	2
02-21	Stony Brook	40	6	10	6	0	0	2	16	.250	8	0	3	0	1	0	0	0	5	12	30	12	1
02-22	Stony Brook	34	21	16	19	1	2	2	27	.471	12	0	3	0	1	0	1	0	5	9	21	12	2
02-24	Georgia State	31	4	5	3	2	0	1	10	.161	8	0	0	0	2	0	0	1	9	10	27	10	3
02-27	Northwestern	29	17	14	17	6	0	4	32	.483	11	0	0	0	2	0	1	1	3	8	21	8	1
02-28	Northwestern	34	13	18	12	2	0	1	23	.529	2	0	0	0	4	0	1	1	5	6	21	7	2
03-01	Northwestern	38	14	13	12	4	0	5	32	.342	5	0	1	0	1	0	0	0	5	6	27	8	0
03-03	at Georgia St.	34	4	9	4	1	0	1	13	.265	9	0	2	0	1	0	2	1	8	15	27	9	1
03-06	Virginia Tech	31	16	13	14	2	0	0	15	.419	12	0	0	0	1	0	1	0	5	11	21	6	1
03-07	Virginia Tech	39	14	18	14	3	0	6	39	.462	6	1	1	1	0	0	1	1	7	8	27	10	2
03-08	Virginia Tech	34	6	8	6	0	0	2	14	.235	7	0	2	0	2	1	0	1	12	11	27	8	0
03-10	West Georgia	31	14	16	13	1	1	5	34	.516	8	0	1	0	2	0	1	2	4	10	21	8	0
03-12	at Clemson	34	10	12	10	4	0	3	25	.353	3	0	1	0	0	0	0	0	13	6	21	12	0
03-13	at Clemson	37	9	8	9	1	0	2	15	.216	6	0	1	0	1	0	0	0	7	8	27	12	0
03-14	at Clemson	38	7	13	7	4	0	3	26	.342	0	0	0	1	0	0	0	1	8	4	24	8	1
03-17	at Auburn	30	2	3	2	0	0	0	3	.100	6	0	0	0	2	0	0	0	16	9	24	9	0
03-20	at Pitt	37	11	10	11	0	1	2	18	.270	7	0	1	1	2	0	0	0	13	8	27	9	0
03-21	at Pitt	36	9	10	9	5	0	2	21	.278	12	0	0	0	0	0	0	1	5	12	24	10	0
03-22	at Pitt	34	12	14	8	5	0	0	19	.412	4	0	0	0	0	1	0	1	4	6	21	3	0
03-27	NC State	27	3	4	3	1	0	2	11	.148	4	0	0	0	4	0	0	2	10	8	27	12	1
03-28	NC State	35	6	13	6	0	1	0	15	.371	5	0	0	0	0	1	0	0	13	11	27	12	1
03-29	NC State	31	10	10	10	3	0	2	19	.323	6	0	1	0	2	0	0	2	8	3	24	5	0
03-31	Auburn	32	13	11	11	2	0	4	25	.344	3	0	0	0	0	1	0	1	5	1	24	6	1
04-02	at California	33	17	11	14	4	1	3	26	.333	10	0	0	0	0	0	2	0	7	7	21	8	0
04-03	at California	32	7	7	7	2	0	3	18	.219	7	0	0	0	0	1	0	1	11	6	27	9	2
04-04	at California	36	9	12	9	2	1	1	19	.333	6	0	0	0	0	1	0	2	8	7	27	4	1
<b>Totals</b>		<b>1075</b>	<b>353</b>	<b>385</b>	<b>328</b>	<b>82</b>	<b>9</b>	<b>65</b>	<b>680</b>	<b>.358</b>	<b>218</b>	<b>1</b>	<b>26</b>	<b>5</b>	<b>46</b>	<b>7</b>	<b>14</b>	<b>26</b>	<b>244</b>	<b>265</b>	<b>765</b>	<b>256</b>	<b>26</b>

## TEAM GAME-BY-GAME - Pitching

(As of Apr 6, 2026)

### Georgia Tech Team Game-by-Game Pitching

DATE	OPPONENT	IP	H	R	ER	BB	K	2B	3B	HR	WP	BK	HBP	DP	IBB	SCORE	W-L	SV	ERA
02-13	Bowling Green	9.0	9	5	3	6	13	1	0	1	0	0	1	2	0	11-5	1-0	0	3.00
02-14	Bowling Green	9.0	8	4	4	4	16	4	0	0	0	0	1	0	0	27-4	2-0	0	3.50
02-14	Bowling Green	7.0	4	2	2	4	8	0	0	0	0	0	0	0	0	12-2	3-0	1	3.24
02-17	at Georgia Southern	9.0	6	1	0	1	19	2	0	0	0	0	1	0	0	25-1	4-0	0	2.38
02-20	Stony Brook	9.0	9	5	5	3	14	2	0	1	2	0	2	0	0	14-5	5-0	0	2.93
02-20	Stony Brook	7.0	7	5	3	5	8	2	0	0	1	0	1	0	0	10-5	6-0	0	3.06
02-21	Stony Brook	10.0	8	5	5	3	7	3	0	0	0	0	0	1	0	6-5	7-0	0	3.30
02-22	Stony Brook	7.0	3	3	2	3	6	0	0	0	1	0	2	0	0	21-3	8-0	0	3.22
02-24	Georgia State	9.0	12	9	8	3	13	2	0	1	1	1	2	0	0	4-9	8-1	0	3.79
02-27	Northwestern	7.0	7	3	3	3	6	2	0	1	0	0	1	0	0	17-3	9-1	0	3.80
02-28	Northwestern	7.0	10	3	3	1	8	1	0	1	0	0	0	0	0	13-3	10-1	1	3.80
03-01	Northwestern	9.0	10	6	6	4	11	3	0	0	0	0	2	0	0	14-6	11-1	0	4.00
03-03	at Georgia St.	9.0	4	1	1	2	7	0	0	0	1	0	0	0	0	4-1	12-1	0	3.75
03-06	Virginia Tech	7.0	5	1	1	3	9	2	0	0	1	0	1	1	0	16-1	13-1	0	3.60
03-07	Virginia Tech	9.0	11	5	1	3	8	3	0	1	3	0	0	0	0	14-5	14-1	1	3.41
03-08	Virginia Tech	9.0	14	9	9	7	13	4	0	0	0	0	2	0	0	6-9	14-2	0	3.79
03-10	West Georgia	7.0	2	0	0	2	8	0	0	0	0	0	1	1	0	14-0	15-2	0	3.60
03-12	at Clemson	7.0	2	0	0	5	7	0	0	0	0	0	2	2	0	10-0	16-2	0	3.43
03-13	at Clemson	9.0	9	3	3	3	5	0	0	3	0	0	3	2	0	9-3	17-2	0	3.40
03-14	at Clemson	8.0	14	13	11	9	6	5	0	1	1	0	3	0	0	7-13	17-3	0	3.84
03-17	at Auburn	8.0	11	9	9	6	9	3	0	2	0	0	0	0	0	2-9	17-4	0	4.13
03-20	at Pitt	9.0	8	9	9	10	10	0	0	4	1	0	1	1	1	11-9	18-4	1	4.38
03-21	at Pitt	8.0	11	14	14	8	8	1	0	4	0	0	1	0	1	9-14	18-5	0	4.86
03-22	at Pitt	7.0	6	4	4	4	10	1	0	1	0	0	1	0	0	12-4	19-5	0	4.87
03-27	NC State	9.0	5	1	1	4	5	0	0	0	1	0	0	0	0	3-1	20-5	1	4.70
03-28	NC State	9.0	9	4	4	6	8	1	0	1	0	0	1	0	0	6-4	21-5	1	4.67
03-29	NC State	8.0	4	0	0	3	6	0	0	0	0	0	0	0	0	10-0	22-5	0	4.50
03-31	Auburn	8.0	6	3	3	4	8	2	0	1	0	0	0	0	0	13-3	23-5	0	4.46
04-02	at California	7.0	6	2	2	4	7	0	0	0	1	0	0	0	0	17-2	24-5	0	4.41
04-03	at California	9.0	5	2	0	1	13	1	0	0	1	0	0	1	0	7-2	25-5	0	4.24
04-04	at California	9.0	7	3	3	2	10	3	0	0	0	0	0	0	0	9-3	26-5	0	4.20
<b>Totals</b>		<b>255.0</b>	<b>232</b>	<b>134</b>	<b>119</b>	<b>126</b>	<b>286</b>	<b>48</b>	<b>0</b>	<b>23</b>	<b>15</b>	<b>1</b>	<b>28</b>	<b>12</b>	<b>2</b>	<b>-</b>	<b>26-5</b>	<b>5</b>	<b>4.20</b>

**GAME-BY-GAME - Player Highs**

OPPONENT	DATE	SCORE	H	R	RBI	TB	BB	K	PO	A	E
Bowling Green	02-13-26	11-5	3-DANIEL BAKER	2-ZUCKERMAN ADVINCULA DANIEL BAKER	6-DANIEL	10-DANIEL	2-SCHMIDT ZUCKERMAN LACKEY	2-ZUCKERMAN	11-LACKEY	6-KERCE	1-ZUCKERMAN VICENS KERCE
Bowling Green	02-14-26	27-4	3-ZUCKERMAN LACKEY HERNANDEZ	3-SCHMIDT HERNANDEZ	6-HERNANDEZ	6-HERNANDEZ	2-SCHMIDT BROWN KERCE ROGERS	2-DANIEL	7-ROGERS	1-ADVINCULA PATEL KERCE	
Bowling Green	02-14-26	12-2	4-HERNANDEZ	3-BAKER	2-ZUCKERMAN ADVINCULA BAKER	5-HERNANDEZ	3-BAKER	2-LACKEY ROGERS	8-ROGERS	3-ZUCKERMAN	
Georgia Southern	02-17-26	25-1	3-SCHMIDT ZUCKERMAN BAKER BURRESS	3-LACKEY HERNANDEZ BURRESS	5-ZUCKERMAN	6-ZUCKERMAN	1-SCHMIDT ZUCKERMAN ADVINCULA BAKER BURRESS	2-BROWN DANIEL	11-LACKEY	3-LACKEY	1-ROGERS
Stony Brook	02-20-26	14-5	4-HERNANDEZ	3-SCHMIDT HERNANDEZ BAKER	4-KERCE	8-HERNANDEZ	2-SCHMIDT LACKEY ROGERS	3-ZUCKERMAN	15-ROGERS	2-ZUCKERMAN	
Stony Brook	02-20-26	10-5	2-ADVINCULA LACKEY KERCE ROGERS	2-LACKEY KERCE ROGERS	3-ADVINCULA LACKEY	8-LACKEY	2-LACKEY KERCE	2-ZUCKERMAN	8-LACKEY	3-KERCE	1-KERCE BURRESS
Stony Brook	02-21-26	6-5	3-HERNANDEZ	2-HERNANDEZ BURRESS	2-LACKEY	4-ZUCKERMAN BURRESS	2-LACKEY BURRESS	2-ZUCKERMAN	10-HERNANDEZ	3-ADVINCULA PATEL	1-LACKEY
Stony Brook	02-22-26	21-3	3-BURRESS	3-ZUCKERMAN BAKER	6-ROGERS	9-BURRESS	3-BAKER	2-LEWIS	6-HERNANDEZ	3-ZUCKERMAN	2-BROWN
Georgia State	02-24-26	4-9	2-ZUCKERMAN	1-ADVINCULA BAKER BURRESS LEWIS	2-ADVINCULA	4-ADVINCULA	2-LACKEY BURRESS	2-ROGERS HERNANDEZ	13-LACKEY	2-ADVINCULA BLAKELY ANGELAKOS	1-ZUCKERMAN HERNANDEZ BAKER
Northwestern	02-27-26	17-3	3-LACKEY	3-HERNANDEZ DANIEL BURRESS	4-ADVINCULA LACKEY	8-ADVINCULA	2-KERCE BAKER	1-ZUCKERMAN ROGERS LEWIS	5-HERNANDEZ	3-ADVINCULA MCKEE	1-MCKEE
Northwestern	02-28-26	13-3	4-ADVINCULA	4-BURRESS	5-BAKER	5-COUPET	1-LACKEY KERCE	2-ZUCKERMAN	8-ROGERS	3-ADVINCULA KERCE	1-KERCE BURRESS
Northwestern	03-01-26	14-6	3-ZUCKERMAN ROGERS	4-ZUCKERMAN	5-ROGERS	12-ZUCKERMAN	2-BURRESS	1-COUPET LACKEY KERCE ROGERS DANIEL	11-ROGERS	3-ZUCKERMAN	
Georgia St.	03-03-26	4-1	2-ZUCKERMAN DANIEL	1-BROSIOUS ZUCKERMAN ADVINCULA HERNANDEZ	2-ZUCKERMAN	6-ZUCKERMAN	2-KERCE HERNANDEZ BURRESS	2-LACKEY HERNANDEZ	7-LACKEY ROGERS	2-ADVINCULA LACKEY KERCE	1-ROGERS
Virginia Tech	03-06-26	16-1	3-KERCE	3-BAKER	3-KERCE	4-KERCE	3-LACKEY	1-BROSIOUS COUPET LACKEY HERNANDEZ DANIEL	6-LACKEY	2-ADVINCULA BAKER	1-BALLARD
Virginia Tech	03-07-26	14-5	4-SCHMIDT	3-ADVINCULA HERNANDEZ	5-LACKEY	8-DANIEL	2-ADVINCULA	3-DANIEL	10-SCHMIDT	3-ZUCKERMAN ADVINCULA	1-LOY BAKER
Virginia Tech	03-08-26	6-9	2-ZUCKERMAN HERNANDEZ BURRESS	2-SCHMIDT ZUCKERMAN	2-ZUCKERMAN	5-ZUCKERMAN	2-ZUCKERMAN	3-BAKER	9-LACKEY	3-KERCE	
West Georgia	03-10-26	14-0	4-HERNANDEZ	3-HERNANDEZ BURRESS	3-ADVINCULA	9-LACKEY	2-BURRESS	2-ZUCKERMAN	6-HERNANDEZ	2-ZUCKERMAN ADVINCULA	
Clemson	03-12-26	10-0	3-LACKEY KERCE	2-ADVINCULA LACKEY BURRESS	3-BURRESS	8-BURRESS	1-LACKEY HERNANDEZ BAKER	3-ZUCKERMAN BURRESS	9-SCHMIDT	5-ZUCKERMAN	
Clemson	03-13-26	9-3	2-SCHMIDT LACKEY	2-ZUCKERMAN LACKEY	4-SCHMIDT	5-SCHMIDT LACKEY	1-SCHMIDT ADVINCULA LACKEY HERNANDEZ DANIEL BAKER	1-SCHMIDT ZUCKERMAN KERCE HERNANDEZ DANIEL BAKER BURRESS	13-SCHMIDT	6-KERCE	
Clemson	03-14-26	7-13	3-KERCE BAKER	3-BAKER	4-KERCE	8-BAKER		3-BURRESS	6-SCHMIDT LACKEY	2-ZUCKERMAN ADVINCULA	1-ZUCKERMAN

**GAME-BY-GAME - Player Highs - Continued**

OPPONENT	DATE	SCORE	H	R	RBI	TB	BB	K	PO	A	E
Auburn	03-17-26	2-9	2- ADVINCULA	1- ROGERS	2- BURRESS	2- ADVINCULA	2- SCHMIDT	3- HERNANDEZ	8- SCHMIDT	3- KERCE	ROGERS
Pitt	03-20-26	11-9	3- ADVINCULA	2- ADVINCULA	4- LACKEY	4- HERNANDEZ	5- HERNANDEZ	2- SCHMIDT	3- ZUCKERMAN	10- LACKEY	5- KERCE
Pitt	03-21-26	9-14	3- KERCE	2- LACKEY	2- ROGERS	2- ROGERS	5- ROGERS	3- HERNANDEZ	2- ZUCKERMAN	7- ROGERS	4- ADVINCULA
Pitt	03-22-26	12-4	3- ADVINCULA	3- SCHMIDT	2- ZUCKERMAN	4- KERCE	2- SCHMIDT	1- BROSIUS	10- LACKEY	2- ZUCKERMAN	
NC State	03-27-26	3-1	2- ADVINCULA	1- ADVINCULA	2- ADVINCULA	5- ADVINCULA	2- BURRESS	3- SCHMIDT	14- SCHMIDT	5- ADVINCULA	1- MCKEE
NC State	03-28-26	6-4	3- SCHMIDT	3- BURRESS	3- SCHMIDT	5- BURRESS	2- BAKER	4- HERNANDEZ	11- SCHMIDT	3- ZUCKERMAN	1- HERNANDEZ
NC State	03-29-26	10-0	2- BROSIUS	2- ZUCKERMAN	2- ZUCKERMAN	6- LACKEY	2- BURRESS	3- ROGERS	7- SCHMIDT	2- KERCE	
Auburn	03-31-26	13-3	2- KERCE	3- KERCE	3- BURRESS	5- KERCE	2- SCHMIDT	1- BROSIUS	8- LACKEY	2- ZUCKERMAN	1- SCHMIDT
California	04-02-26	17-2	3- ADVINCULA	4- LACKEY	5- ADVINCULA	9- BAKER	3- HERNANDEZ	2- ZUCKERMAN	4- SCHMIDT	3- KERCE	
California	04-03-26	7-2	2- BURRESS	2- SCHMIDT	3- ZUCKERMAN	4- SCHMIDT	2- ADVINCULA	3- HERNANDEZ	13- LACKEY	4- ADVINCULA	2- KERCE
California	04-04-26	9-3	3- ADVINCULA	3- BURRESS	3- ADVINCULA	6- ADVINCULA	3- ZUCKERMAN	2- ZUCKERMAN	9- ROGERS	2- KERCE	1- SCHMIDT

**GAME-BY-GAME - Pitcher Highs**

OPPONENT	DATE	SCORE	IP	Pitching					
				H	R	ER	BB	K	
Bowling Green	02-13-26	11-5	5-MCKEE	5-WILLCOX	3-WILLCOX	2-WILLCOX	2-WILLCOX VICENS	6-MCKEE	
Bowling Green	02-14-26	27-4	5-PATEL	5-PATEL	2-PATEL ANGELAKOS	2-PATEL ANGELAKOS	2-PATEL BUURSEMA	7-PATEL	
Bowling Green	02-14-26	12-2	3.2-UNDERWOOD	4-UNDERWOOD	2-UNDERWOOD	2-UNDERWOOD	2-UNDERWOOD	4-UNDERWOOD	
Georgia Southern	02-17-26	25-1	3-BLAKELY	2-BALLARD BLAKELY	1-LANKIE		1-MCKELVEY	6-LOY	
Stony Brook	02-20-26	14-5	4-MCKEE	3-MCKEE	2-GAUDETTE MCKEE	2-GAUDETTE MCKEE	3-MCKEE	6-MCKEE	
Stony Brook	02-20-26	10-5	2-SHADEK	3-SPIVEY	3-SHADEK	2-SPIVEY	4-SPIVEY	2-VICENS SHADEK MCKELVEY	
Stony Brook	02-21-26	6-5	5.2-LOY	8-PATEL	5-PATEL	5-PATEL	1-BALLARD PATEL LOY	6-LOY	
Stony Brook	02-22-26	21-3	4-UNDERWOOD	3-WILLCOX	3-WILLCOX	2-WILLCOX	2-UNDERWOOD	4-UNDERWOOD	
Georgia State	02-24-26	4-9	4-BLAKELY	3-BLAKELY VICENS	3-VICENS CAMPBELL	3-VICENS CAMPBELL	2-BLAKELY	9-BLAKELY	
Northwestern	02-27-26	17-3	4.1-MCKEE	6-MCKEE	3-MCKEE	3-MCKEE	2-MCKEE	3-MCKEE BUURSEMA	
Northwestern	02-28-26	13-3	4-LOY	9-LOY	3-LOY	3-LOY	1-LANKIE	4-LANKIE LOY	
Northwestern	03-01-26	14-6	4-SHADEK	3-UNDERWOOD SHADEK BARFIELD	4-UNDERWOOD	4-UNDERWOOD	2-SHADEK	7-SHADEK	
Georgia St.	03-03-26	4-1	5-ANGELAKOS	2-ANGELAKOS	1-WILLCOX	1-WILLCOX	1-WILLCOX SPIVEY	5-ANGELAKOS	
Virginia Tech	03-06-26	16-1	3-BALLARD MCKEE	4-MCKEE	1-MCKEE	1-MCKEE	2-MCKEE	5-BALLARD	
Virginia Tech	03-07-26	14-5	4.2-LOY	6-LOY	5-LOY	1-LOY	2-VICENS	3-LOY	
Virginia Tech	03-08-26	6-9	2.1-UNDERWOOD SPIVEY	5-SPIVEY	3-SPIVEY	3-SPIVEY	3-UNDERWOOD	4-CAMPBELL	
West Georgia	03-10-26	14-0	3.1-ANGELAKOS	2-ANGELAKOS			2-BUURSEMA	3-WILLCOX	
Clemson	03-12-26	10-0	6-MCKEE	1-MCKEE LANKIE			5-MCKEE	7-MCKEE	
Clemson	03-13-26	9-3	4.1-LOY	5-LOY	2-LOY	2-LOY	1-GAUDETTE PATEL LOY	3-GAUDETTE	
Clemson	03-14-26	7-13	4.1-BLAKELY	7-BLAKELY	6-BLAKELY	6-BLAKELY	2-SPIVEY SHADEK CAMPBELL	3-BLAKELY	
Auburn	03-17-26	2-9	2.2-LANKIE	5-ANGELAKOS	4-ANGELAKOS	4-ANGELAKOS	1-GAUDETTE BALLARD BARFIELD LANKIE ANGELAKOS CAMPBELL	4-BALLARD	
Pitt	03-20-26	11-9	4-MCKEE	6-MCKEE	6-MCKEE	6-MCKEE	5-MCKEE	6-MCKEE	
Pitt	03-21-26	9-14	3-BUURSEMA	4-WILLCOX LOY	5-LOY	5-LOY	2-WILLCOX BALLARD BUURSEMA	3-BUURSEMA	
Pitt	03-22-26	12-4	4-BLAKELY	4-LANKIE	4-LANKIE	4-LANKIE	2-BLAKELY BARFIELD	5-BLAKELY	
NC State	03-27-26	3-1	7.1-MCKEE	4-MCKEE	1-MCKEE	1-MCKEE	4-MCKEE	3-MCKEE	
NC State	03-28-26	6-4	3.1-GAUDETTE	5-BUURSEMA	3-BUURSEMA	3-BUURSEMA	4-BUURSEMA	3-GAUDETTE	
NC State	03-29-26	10-0	7-BLAKELY	4-BLAKELY			2-SHADEK	3-BLAKELY SHADEK	
Auburn	03-31-26	13-3	1.2-UNDERWOOD LOY	4-UNDERWOOD	3-UNDERWOOD	3-UNDERWOOD	2-UNDERWOOD	2-WILLCOX SPIVEY BALLARD	
California	04-02-26	17-2	4-MCKEE	3-MCKEE	2-MCKELVEY	2-MCKELVEY	2-MCKELVEY	4-MCKEE	
California	04-03-26	7-2	4-BUURSEMA	2-LANKIE BUURSEMA	1-LANKIE BUURSEMA		1-BUURSEMA	6-BUURSEMA	
California	04-04-26	9-3	5.1-BLAKELY	3-SHADEK	3-SHADEK	3-SHADEK	2-SHADEK	6-BLAKELY	

**STARTER SUMMARY**

## Georgia Tech Starters Summary

PLAYER	GS	Position											Batting Order								
		P	C	1B	2B	3B	SS	LF	CF	RF	OF	DH	1ST	2ND	3RD	4TH	5TH	6TH	7TH	8TH	9TH
2 ADVINCULA, Jarren	31	.	.	.	31	.	.	.	.	.	.	.	6	1	24	.	.	.	.	.	.
3 KERCE, Carson	31	.	.	.	.	.	31	.	.	.	.	.	.	.	.	.	1	8	.	22	.
8 BURRESS, Drew	31	.	.	.	.	.	.	.	31	.	.	.	25	6	.	.	.	.	.	.	.
11 ZUCKERMAN, Ryan	31	.	.	1	.	3.	.	.	.	.	.	.	.	.	.	5	26	.	.	.	
25 LACKEY, Vahn	31	.	19	2	.	1	.	.	.	.	.	9	6	1	18	6	.	.	.	.	
4 HERNANDEZ, Alex	30	.	.	8	.	.	.	3	.	17	.	2	.	18	.	12	.	.	.	.	
7 BAKER, Will	28	.	.	.	.	.	.	2	.	14	.	12	.	.	1	1	6	.	13	5	2
10 SCHMIDT, Kent	23	.	.	2.	.	.	.	.	.	.	.	3	.	.	5	.	14	3	1	.	.
6 DANIEL, Caleb	20	.	.	.	.	.	.	2.	.	.	.	.	.	.	.	.	1	8	1.	1	.
34 ROGERS, Drew	15	.	12	.	.	.	.	.	.	.	.	3	.	.	.	.	.	.	1	13	1
22 MCKEE, Tate	8	8	.	.	.	.	.	.	.	.	.	.	.	.	.	.	.	.	.	.	.
1 BROSIUS, Parker	6	.	.	.	.	.	.	6	.	.	.	.	.	.	.	.	.	.	.	1	5
15 UNDERWOOD, Cooper	5	5	.	.	.	.	.	.	.	.	.	.	.	.	.	.	.	.	.	.	.
24 BLAKELY, Jackson	5	5	.	.	.	.	.	.	.	.	.	.	.	.	.	.	.	.	.	.	.
37 LOY, Dylan	5	5	.	.	.	.	.	.	.	.	.	.	.	.	.	.	.	.	.	.	.
43 ANGELAKOS, Dimitri	3	3	.	.	.	.	.	.	.	.	.	.	.	.	.	.	.	.	.	.	.
29 PATEL, Mason	2	2	.	.	.	.	.	.	.	.	.	.	.	.	.	.	.	.	.	.	.
99 BUURSEMA, Porter	2	2	.	.	.	.	.	.	.	.	.	.	.	.	.	.	.	.	.	.	.
9 LEWIS, Coleman	1	.	.	.	.	.	.	.	.	.	.	1	.	.	.	.	.	.	.	1	.
19 COUPET, Nathanael	1	.	.	.	.	.	.	.	.	.	.	1	.	.	.	.	.	.	.	1	.
31 SHADEK, Justin	1	1	.	.	.	.	.	.	.	.	.	.	.	.	.	.	.	.	.	.	.

**PLAYER GAME HIGHS**
**#2 ADVINCULA, Jarren**

HIGH	STAT	LOW
6 - 5X Last at Pitt 03-21-26	PLATE APPEARANCES	3 vs. Stony Brook 02-22-26
6 at Pitt 03-21-26	AT BATS	3 - 8X Last at California 04-03-26
4 vs. Northwestern 02-28-26	HITS	0 - 3X Last vs. Virginia Tech 03-08-26
3 vs. Virginia Tech 03-07-26	RUNS SCORED	0 - 7X Last vs. NC State 03-28-26
5 at California 04-02-26	RBIs	0 - 13X Last at California 04-03-26
2 at California 04-02-26	DOUBLES	0 - 26X Last vs. Auburn 03-31-26
1 - 2X Last at California 04-04-26	TRIPLES	0 - 29X Last at California 04-03-26
2 vs. Northwestern 02-27-26	HOMERUNS	0 - 27X Last at California 04-04-26
8 vs. Northwestern 02-27-26	TOTAL BASES	0 - 3X Last vs. Virginia Tech 03-08-26
2 - 3X Last at California 04-03-26	WALKS	0 - 17X Last at California 04-04-26
2 - 2X Last at Clemson 03-12-26	STRIKEOUTS	0 - 21X Last at California 04-04-26
2 vs. Bowling Green 02-13-26	STOLEN BASES	0 - 27X Last at California 04-04-26
4 vs. Virginia Tech 03-07-26	PUTOUTS	0 - 12X Last vs. NC State 03-29-26
5 vs. NC State 03-27-26	ASSISTS	0 - 5X Last at California 04-04-26
0 - 31X Last at California 04-04-26	ERRORS	0 - 31X Last at California 04-04-26

**#3 KERCE, Carson**

HIGH	STAT	LOW
5 - 8X Last at California 04-04-26	PLATE APPEARANCES	3 - 4X Last at California 04-02-26
5 - 4X Last at Pitt 03-21-26	AT BATS	1 vs. Bowling Green 02-14-26
3 - 6X Last at Pitt 03-22-26	HITS	0 - 11X Last at California 04-04-26
3 vs. Auburn 03-31-26	RUNS SCORED	0 - 10X Last at California 04-04-26
4 - 2X Last at Clemson 03-14-26	RBIs	0 - 17X Last at California 04-04-26
2 - 4X Last at Pitt 03-21-26	DOUBLES	0 - 18X Last at California 04-04-26
1 vs. Stony Brook 02-20-26	TRIPLES	0 - 30X Last at California 04-04-26
1 - 3X Last vs. Auburn 03-31-26	HOMERUNS	0 - 28X Last at California 04-04-26
7 at Clemson 03-14-26	TOTAL BASES	0 - 11X Last at California 04-04-26
2 - 4X Last at Georgia St. 03-03-26	WALKS	0 - 19X Last at California 04-04-26
2 - 2X Last at California 04-04-26	STRIKEOUTS	0 - 19X Last at California 04-02-26
1 - 2X Last at Pitt 03-20-26	STOLEN BASES	0 - 29X Last at California 04-04-26
4 - 3X Last at Clemson 03-14-26	PUTOUTS	0 - 11X Last at California 04-03-26
6 - 2X Last at Clemson 03-13-26	ASSISTS	0 - 5X Last at Pitt 03-22-26
2 at California 04-03-26	ERRORS	0 - 27X Last at California 04-04-26

**#8 BURRESS, Drew**

HIGH	STAT	LOW
6 - 7X Last at Pitt 03-21-26	PLATE APPEARANCES	4 - 4X Last vs. Auburn 03-31-26
5 - 12X Last at California 04-04-26	AT BATS	2 - 3X Last vs. NC State 03-27-26
3 - 5X Last at California 04-04-26	HITS	0 - 10X Last vs. NC State 03-27-26
4 vs. Northwestern 02-28-26	RUNS SCORED	0 - 9X Last at Pitt 03-22-26
3 - 2X Last vs. Auburn 03-31-26	RBIs	0 - 15X Last at California 04-03-26
2 vs. Northwestern 02-27-26	DOUBLES	0 - 21X Last at California 04-04-26
1 - 2X Last vs. NC State 03-28-26	TRIPLES	0 - 29X Last at California 04-04-26
2 at Clemson 03-12-26	HOMERUNS	0 - 26X Last at California 04-03-26
9 vs. Stony Brook 02-22-26	TOTAL BASES	0 - 10X Last vs. NC State 03-27-26
2 - 10X Last at California 04-02-26	WALKS	0 - 14X Last at California 04-04-26
3 - 2X Last at Clemson 03-14-26	STRIKEOUTS	0 - 14X Last at California 04-04-26
2 vs. Bowling Green 02-13-26	STOLEN BASES	0 - 29X Last at California 04-04-26
5 vs. Auburn 03-31-26	PUTOUTS	0 - 6X Last vs. NC State 03-27-26
2 vs. Stony Brook 02-21-26	ASSISTS	0 - 29X Last at California 04-04-26
1 - 2X Last vs. Northwestern 02-28-26	ERRORS	0 - 29X Last at California 04-04-26

**#11 ZUCKERMAN, Ryan**

HIGH	STAT	LOW
6 at Georgia Southern 02-17-26	PLATE APPEARANCES	3 - 2X Last at California 04-02-26
5 - 6X Last at Pitt 03-20-26	AT BATS	1 vs. Stony Brook 02-22-26
3 - 3X Last vs. Northwestern 03-01-26	HITS	0 - 6X Last at California 04-04-26
4 vs. Northwestern 03-01-26	RUNS SCORED	0 - 10X Last at California 04-04-26
5 at Georgia Southern 02-17-26	RBIs	0 - 12X Last at California 04-04-26
1 - 8X Last vs. NC State 03-29-26	DOUBLES	0 - 23X Last at California 04-04-26
1 at Georgia Southern 02-17-26	TRIPLES	0 - 30X Last at California 04-04-26
3 vs. Northwestern 03-01-26	HOMERUNS	0 - 22X Last at California 04-04-26
12 vs. Northwestern 03-01-26	TOTAL BASES	0 - 6X Last at California 04-04-26
3 at California 04-04-26	WALKS	0 - 15X Last at California 04-03-26
3 - 3X Last at Pitt 03-20-26	STRIKEOUTS	0 - 6X Last at Pitt 03-22-26
1 vs. Virginia Tech 03-08-26	STOLEN BASES	0 - 30X Last at California 04-04-26
1 - 8X Last vs. NC State 03-28-26	PUTOUTS	0 - 23X Last at California 04-04-26
5 at Clemson 03-12-26	ASSISTS	0 - 8X Last at California 04-04-26
1 - 3X Last at Clemson 03-14-26	ERRORS	0 - 28X Last at California 04-04-26

**PLAYER GAME HIGHS**
**#25 LACKEY, Vahn**

HIGH	STAT	LOW
6 vs. Stony Brook 02-21-26	PLATE APPEARANCES	3 - 3X Last vs. NC State 03-29-26
5 - 4X Last at Pitt 03-20-26	AT BATS	1 vs. Virginia Tech 03-06-26
3 - 5X Last at Clemson 03-12-26	HITS	0 - 5X Last at California 04-03-26
4 at California 04-02-26	RUNS SCORED	0 - 6X Last vs. NC State 03-27-26
5 vs. Virginia Tech 03-07-26	RBIs	0 - 11X Last at California 04-03-26
1 - 10X Last at California 04-02-26	DOUBLES	0 - 21X Last at California 04-04-26
1 vs. West Georgia 03-10-26	TRIPLES	0 - 30X Last at California 04-04-26
2 vs. Stony Brook 02-20-26	HOMERUNS	0 - 21X Last at California 04-04-26
9 vs. West Georgia 03-10-26	TOTAL BASES	0 - 5X Last at California 04-03-26
3 vs. Virginia Tech 03-06-26	WALKS	0 - 13X Last vs. Auburn 03-31-26
2 - 4X Last at California 04-03-26	STRIKEOUTS	0 - 17X Last at California 04-04-26
2 vs. Stony Brook 02-22-26	STOLEN BASES	0 - 25X Last at California 04-04-26
13 - 2X Last at California 04-03-26	PUTOUTS	0 - 9X Last at California 04-04-26
3 at Georgia Southern 02-17-26	ASSISTS	0 - 21X Last at California 04-04-26
1 vs. Stony Brook 02-21-26	ERRORS	0 - 30X Last at California 04-04-26

**#4 HERNANDEZ, Alex**

HIGH	STAT	LOW
6 - 2X Last at Pitt 03-21-26	PLATE APPEARANCES	2 vs. Northwestern 02-28-26
5 - 6X Last at Pitt 03-22-26	AT BATS	1 - 2X Last at California 04-02-26
4 - 3X Last vs. West Georgia 03-10-26	HITS	0 - 8X Last at California 04-02-26
3 - 6X Last vs. West Georgia 03-10-26	RUNS SCORED	0 - 9X Last at California 04-04-26
6 vs. Bowling Green 02-14-26	RBIs	0 - 14X Last vs. NC State 03-29-26
1 - 4X Last at California 04-04-26	DOUBLES	0 - 26X Last at California 04-03-26
0 - 30X Last at California 04-04-26	TRIPLES	0 - 30X Last at California 04-04-26
1 - 6X Last at California 04-03-26	HOMERUNS	0 - 24X Last at California 04-04-26
8 vs. Stony Brook 02-20-26	TOTAL BASES	0 - 8X Last at California 04-02-26
3 - 2X Last at California 04-02-26	WALKS	0 - 13X Last at California 04-04-26
4 vs. NC State 03-28-26	STRIKEOUTS	0 - 11X Last at California 04-04-26
1 - 2X Last at Georgia Southern 02-17-26	STOLEN BASES	0 - 28X Last at California 04-04-26
11 vs. Georgia State 02-24-26	PUTOUTS	0 - 4X Last vs. NC State 03-28-26
1 - 8X Last at California 04-02-26	ASSISTS	0 - 22X Last at California 04-04-26
1 - 2X Last vs. NC State 03-28-26	ERRORS	0 - 28X Last at California 04-04-26

**#7 BAKER, Will**

HIGH	STAT	LOW
5 - 14X Last at California 04-02-26	PLATE APPEARANCES	1 vs. NC State 03-29-26
5 - 3X Last at California 04-02-26	AT BATS	1 - 2X Last at California 04-03-26
3 - 4X Last at California 04-02-26	HITS	0 - 7X Last at California 04-03-26
3 - 6X Last at California 04-02-26	RUNS SCORED	0 - 10X Last at California 04-03-26
5 vs. Northwestern 02-28-26	RBIs	0 - 15X Last at California 04-04-26
2 at Clemson 03-14-26	DOUBLES	0 - 18X Last at California 04-04-26
1 at Pitt 03-20-26	TRIPLES	0 - 29X Last at California 04-04-26
2 at California 04-02-26	HOMERUNS	0 - 27X Last at California 04-04-26
9 at California 04-02-26	TOTAL BASES	0 - 7X Last at California 04-03-26
3 - 2X Last vs. Stony Brook 02-22-26	WALKS	0 - 14X Last at California 04-02-26
3 - 3X Last vs. NC State 03-27-26	STRIKEOUTS	0 - 19X Last at California 04-03-26
1 vs. Stony Brook 02-21-26	STOLEN BASES	0 - 29X Last at California 04-04-26
5 vs. Northwestern 02-28-26	PUTOUTS	0 - 18X Last at California 04-03-26
2 vs. Virginia Tech 03-06-26	ASSISTS	0 - 27X Last at California 04-03-26
1 - 2X Last vs. Virginia Tech 03-07-26	ERRORS	0 - 28X Last at California 04-04-26

**#6 DANIEL, Caleb**

HIGH	STAT	LOW
5 - 10X Last at Pitt 03-20-26	PLATE APPEARANCES	1 - 4X Last at California 04-04-26
5 - 2X Last vs. Virginia Tech 03-07-26	AT BATS	1 - 6X Last at California 04-04-26
3 vs. Bowling Green 02-13-26	HITS	0 - 10X Last at California 04-04-26
3 vs. Northwestern 02-27-26	RUNS SCORED	0 - 11X Last at California 04-04-26
6 vs. Bowling Green 02-13-26	RBIs	0 - 17X Last at California 04-04-26
1 - 5X Last vs. Northwestern 02-28-26	DOUBLES	0 - 22X Last at California 04-04-26
0 - 27X Last at California 04-04-26	TRIPLES	0 - 27X Last at California 04-04-26
2 - 2X Last vs. Virginia Tech 03-07-26	HOMERUNS	0 - 22X Last at California 04-04-26
10 vs. Bowling Green 02-13-26	TOTAL BASES	0 - 10X Last at California 04-04-26
1 - 10X Last at Pitt 03-20-26	WALKS	0 - 17X Last at California 04-04-26
3 vs. Virginia Tech 03-07-26	STRIKEOUTS	0 - 9X Last at California 04-02-26
0 - 27X Last at California 04-04-26	STOLEN BASES	0 - 27X Last at California 04-04-26
4 - 2X Last vs. Virginia Tech 03-08-26	PUTOUTS	0 - 12X Last at California 04-04-26
0 - 27X Last at California 04-04-26	ASSISTS	0 - 27X Last at California 04-04-26
0 - 27X Last at California 04-04-26	ERRORS	0 - 27X Last at California 04-04-26

**PLAYER GAME HIGHS**
**#1 BROSIUS, Parker**

HIGH	STAT	LOW
5 at Pitt 03-21-26	PLATE APPEARANCES	1 - 10X Last at California 04-02-26
3 - 3X Last vs. NC State 03-29-26	AT BATS	0 - 4X Last at California 04-02-26
2 vs. NC State 03-29-26	HITS	0 - 13X Last at California 04-02-26
2 vs. NC State 03-29-26	RUNS SCORED	0 - 14X Last at California 04-02-26
4 vs. Bowling Green 02-14-26	RBIs	0 - 10X Last at California 04-02-26
1 - 3X Last at Clemson 03-13-26	DOUBLES	0 - 17X Last at California 04-02-26
0 - 20X Last at California 04-02-26	TRIPLES	0 - 20X Last at California 04-02-26
1 - 3X Last vs. NC State 03-29-26	HOMERUNS	0 - 17X Last at California 04-02-26
5 vs. NC State 03-29-26	TOTAL BASES	0 - 13X Last at California 04-02-26
2 at Pitt 03-21-26	WALKS	0 - 13X Last vs. Auburn 03-31-26
2 vs. NC State 03-28-26	STRIKEOUTS	0 - 14X Last at California 04-02-26
2 vs. Stony Brook 02-20-26	STOLEN BASES	0 - 18X Last at California 04-02-26
3 vs. NC State 03-27-26	PUTOUTS	0 - 17X Last at California 04-04-26
0 - 26X Last at California 04-04-26	ASSISTS	0 - 26X Last at California 04-04-26
0 - 26X Last at California 04-04-26	ERRORS	0 - 26X Last at California 04-04-26

**#10 SCHMIDT, Kent**

HIGH	STAT	LOW
6 - 2X Last vs. Bowling Green 02-14-26	PLATE APPEARANCES	3 at Pitt 03-21-26
5 - 2X Last at California 04-04-26	AT BATS	2 - 7X Last at California 04-02-26
4 vs. Virginia Tech 03-07-26	HITS	0 - 8X Last at California 04-04-26
3 - 3X Last at Pitt 03-22-26	RUNS SCORED	0 - 9X Last at California 04-04-26
4 at Clemson 03-13-26	RBIs	0 - 7X Last vs. Auburn 03-31-26
1 - 4X Last at Pitt 03-22-26	DOUBLES	0 - 19X Last at California 04-04-26
0 - 23X Last at California 04-04-26	TRIPLES	0 - 23X Last at California 04-04-26
1 - 2X Last at California 04-03-26	HOMERUNS	0 - 21X Last at California 04-04-26
5 at Clemson 03-13-26	TOTAL BASES	0 - 8X Last at California 04-04-26
2 - 7X Last vs. Auburn 03-31-26	WALKS	0 - 6X Last at California 04-04-26
3 vs. NC State 03-27-26	STRIKEOUTS	0 - 11X Last at California 04-03-26
1 - 2X Last at Clemson 03-13-26	STOLEN BASES	0 - 21X Last at California 04-04-26
14 vs. NC State 03-27-26	PUTOUTS	0 - 3X Last vs. West Georgia 03-10-26
2 vs. NC State 03-28-26	ASSISTS	0 - 18X Last at California 04-04-26
1 - 2X Last at California 04-04-26	ERRORS	0 - 21X Last at California 04-03-26

**#34 ROGERS, Drew**

HIGH	STAT	LOW
5 - 4X Last at Pitt 03-21-26	PLATE APPEARANCES	1 vs. Northwestern 02-27-26
5 vs. Northwestern 03-01-26	AT BATS	1 vs. Northwestern 02-27-26
3 vs. Northwestern 03-01-26	HITS	0 - 10X Last at California 04-04-26
3 vs. Northwestern 03-01-26	RUNS SCORED	0 - 9X Last at California 04-02-26
6 vs. Stony Brook 02-22-26	RBIs	0 - 12X Last at California 04-04-26
1 vs. Stony Brook 02-20-26	DOUBLES	0 - 19X Last at California 04-04-26
0 - 20X Last at California 04-04-26	TRIPLES	0 - 20X Last at California 04-04-26
2 vs. Northwestern 03-01-26	HOMERUNS	0 - 16X Last at California 04-04-26
9 vs. Northwestern 03-01-26	TOTAL BASES	0 - 10X Last at California 04-04-26
2 - 2X Last vs. Stony Brook 02-20-26	WALKS	0 - 16X Last at California 04-02-26
3 vs. NC State 03-29-26	STRIKEOUTS	0 - 5X Last vs. Virginia Tech 03-06-26
0 - 20X Last at California 04-04-26	STOLEN BASES	0 - 20X Last at California 04-04-26
15 vs. Stony Brook 02-20-26	PUTOUTS	0 - 3X Last vs. Georgia State 02-24-26
3 at Auburn 03-17-26	ASSISTS	0 - 12X Last at California 04-02-26
1 - 2X Last at Georgia St. 03-03-26	ERRORS	0 - 19X Last at California 04-04-26

**#18 GAUDETTE, Caden**

HIGH	STAT	LOW
3.1 vs. NC State 03-28-26	IP	0.1 - 2X Last vs. Georgia State 02-24-26
13 vs. NC State 03-28-26	BATTERS FACED	1 - 2X Last vs. Georgia State 02-24-26
2 vs. Stony Brook 02-20-26	RUNS ALLOWED	0 - 7X Last at California 04-04-26
2 vs. Stony Brook 02-20-26	EARNED RUNS ALLOWED	0 - 7X Last at California 04-04-26
2 at Auburn 03-17-26	HITS ALLOWED	0 - 6X Last at California 04-04-26
3 - 3X Last vs. NC State 03-28-26	STRIKEOUTS	0 - 5X Last at California 04-04-26
2 vs. NC State 03-28-26	WALKS ALLOWED	0 - 7X Last at California 04-04-26
0 - 12X Last at California 04-04-26	DOUBLES ALLOWED	0 - 12X Last at California 04-04-26
0 - 12X Last at California 04-04-26	TRIPLES ALLOWED	0 - 12X Last at California 04-04-26
1 - 3X Last vs. NC State 03-28-26	HOMERS ALLOWED	0 - 9X Last at California 04-04-26
0 - 12X Last at California 04-04-26	WILD PITCHES	0 - 12X Last at California 04-04-26
1 - 2X Last at Clemson 03-13-26	HIT BATTERS	0 - 10X Last at California 04-04-26
6 vs. NC State 03-28-26	GROUNDOUTS	0 - 6X Last at California 04-04-26
3 vs. Northwestern 03-01-26	FLYOUTS	0 - 5X Last at Auburn 03-17-26

**PLAYER GAME HIGHS**
**#19 COUPET, Nathanael**

HIGH	STAT	LOW
<b>3</b> - 2X Last vs. Northwestern 02-28-26	PLATE APPEARANCES	<b>1</b> - 5X Last at California 04-02-26
<b>3</b> vs. Northwestern 02-28-26	AT BATS	<b>0</b> vs. NC State 03-29-26
<b>2</b> vs. Northwestern 02-28-26	HITS	<b>0</b> - 4X Last at California 04-02-26
<b>2</b> - 2X Last vs. Northwestern 02-28-26	RUNS SCORED	<b>0</b> - 5X Last at California 04-02-26
<b>4</b> vs. Northwestern 02-28-26	RBIs	<b>0</b> - 4X Last at California 04-02-26
<b>0</b> - 9X Last at California 04-02-26	DOUBLES	<b>0</b> - 9X Last at California 04-02-26
<b>0</b> - 9X Last at California 04-02-26	TRIPLES	<b>0</b> - 9X Last at California 04-02-26
<b>1</b> vs. Northwestern 02-28-26	HOMERUNS	<b>0</b> - 8X Last at California 04-02-26
<b>5</b> vs. Northwestern 02-28-26	TOTAL BASES	<b>0</b> - 4X Last at California 04-02-26
<b>1</b> vs. NC State 03-29-26	WALKS	<b>0</b> - 8X Last at California 04-02-26
<b>1</b> - 5X Last at California 04-02-26	STRIKEOUTS	<b>0</b> - 4X Last vs. NC State 03-29-26
<b>0</b> - 9X Last at California 04-02-26	STOLEN BASES	<b>0</b> - 9X Last at California 04-02-26
<b>6</b> vs. Bowling Green 02-14-26	PUTOUTS	<b>0</b> - 6X Last vs. NC State 03-29-26
<b>1</b> at California 04-02-26	ASSISTS	<b>0</b> - 10X Last vs. NC State 03-29-26
<b>0</b> - 11X Last at California 04-02-26	ERRORS	<b>0</b> - 11X Last at California 04-02-26

**#32 BARFIELD, Brett**

HIGH	STAT	LOW
<b>1.2</b> vs. Stony Brook 02-20-26	IP	<b>0.1</b> - 2X Last at Auburn 03-17-26
<b>8</b> vs. Stony Brook 02-20-26	BATTERS FACED	<b>1</b> at Clemson 03-14-26
<b>1</b> - 2X Last at Auburn 03-17-26	RUNS ALLOWED	<b>0</b> - 9X Last at California 04-03-26
<b>1</b> - 2X Last at Auburn 03-17-26	EARNED RUNS ALLOWED	<b>0</b> - 9X Last at California 04-03-26
<b>3</b> vs. Northwestern 03-01-26	HITS ALLOWED	<b>0</b> - 7X Last vs. Auburn 03-31-26
<b>3</b> at California 04-03-26	STRIKEOUTS	<b>0</b> - 4X Last vs. Auburn 03-31-26
<b>2</b> at Pitt 03-22-26	WALKS ALLOWED	<b>0</b> - 8X Last at California 04-03-26
<b>1</b> vs. Virginia Tech 03-07-26	DOUBLES ALLOWED	<b>0</b> - 10X Last at California 04-03-26
<b>0</b> - 11X Last at California 04-03-26	TRIPLES ALLOWED	<b>0</b> - 11X Last at California 04-03-26
<b>0</b> - 11X Last at California 04-03-26	HOMERS ALLOWED	<b>0</b> - 11X Last at California 04-03-26
<b>0</b> - 11X Last at California 04-03-26	WILD PITCHES	<b>0</b> - 11X Last at California 04-03-26
<b>1</b> vs. Stony Brook 02-20-26	HIT BATTERS	<b>0</b> - 10X Last at California 04-03-26
<b>2</b> - 2X Last vs. Auburn 03-31-26	GROUNDOUTS	<b>0</b> - 6X Last at California 04-03-26
<b>3</b> vs. Stony Brook 02-20-26	FLYOUTS	<b>0</b> - 4X Last at California 04-03-26

**#9 LEWIS, Coleman**

HIGH	STAT	LOW
<b>4</b> - 2X Last vs. Northwestern 03-01-26	PLATE APPEARANCES	<b>1</b> - 2X Last vs. West Georgia 03-10-26
<b>3</b> - 4X Last vs. Northwestern 03-01-26	AT BATS	<b>0</b> vs. West Georgia 03-10-26
<b>2</b> vs. Bowling Green 02-14-26	HITS	<b>0</b> - 4X Last vs. West Georgia 03-10-26
<b>1</b> - 6X Last at California 04-02-26	RUNS SCORED	<b>0</b> - 3X Last vs. Virginia Tech 03-06-26
<b>2</b> vs. Stony Brook 02-22-26	RBIs	<b>0</b> - 6X Last vs. West Georgia 03-10-26
<b>0</b> - 9X Last at California 04-02-26	DOUBLES	<b>0</b> - 9X Last at California 04-02-26
<b>0</b> - 9X Last at California 04-02-26	TRIPLES	<b>0</b> - 9X Last at California 04-02-26
<b>1</b> at California 04-02-26	HOMERUNS	<b>0</b> - 8X Last vs. West Georgia 03-10-26
<b>4</b> at California 04-02-26	TOTAL BASES	<b>0</b> - 4X Last vs. West Georgia 03-10-26
<b>1</b> - 4X Last vs. West Georgia 03-10-26	WALKS	<b>0</b> - 5X Last at California 04-02-26
<b>2</b> vs. Stony Brook 02-22-26	STRIKEOUTS	<b>0</b> - 4X Last vs. West Georgia 03-10-26
<b>0</b> - 9X Last at California 04-02-26	STOLEN BASES	<b>0</b> - 9X Last at California 04-02-26
<b>1</b> vs. Bowling Green 02-14-26	PUTOUTS	<b>0</b> - 9X Last at California 04-02-26
<b>0</b> - 10X Last at California 04-02-26	ASSISTS	<b>0</b> - 10X Last at California 04-02-26
<b>0</b> - 10X Last at California 04-02-26	ERRORS	<b>0</b> - 10X Last at California 04-02-26

**PLAYER GAME HIGHS**
**#20 SPIVEY, Caden**

HIGH	STAT	LOW
<b>2.1</b> vs. Virginia Tech 03-08-26	IP	<b>0.1</b> at Clemson 03-14-26
<b>12</b> vs. Virginia Tech 03-08-26	BATTERS FACED	<b>3</b> - 4X Last at California 04-03-26
<b>3</b> vs. Virginia Tech 03-08-26	RUNS ALLOWED	<b>0</b> - 5X Last at California 04-03-26
<b>3</b> vs. Virginia Tech 03-08-26	EARNED RUNS ALLOWED	<b>0</b> - 5X Last at California 04-03-26
<b>5</b> vs. Virginia Tech 03-08-26	HITS ALLOWED	<b>0</b> - 4X Last at California 04-03-26
<b>3</b> - 2X Last vs. Virginia Tech 03-08-26	STRIKEOUTS	<b>0</b> at Clemson 03-14-26
<b>4</b> vs. Stony Brook 02-20-26	WALKS ALLOWED	<b>0</b> - 4X Last at California 04-03-26
<b>2</b> vs. Virginia Tech 03-08-26	DOUBLES ALLOWED	<b>0</b> - 7X Last at California 04-03-26
<b>0</b> - 9X Last at California 04-03-26	TRIPLES ALLOWED	<b>0</b> - 9X Last at California 04-03-26
<b>1</b> vs. Georgia State 02-24-26	HOMERS ALLOWED	<b>0</b> - 8X Last at California 04-03-26
<b>0</b> - 9X Last at California 04-03-26	WILD PITCHES	<b>0</b> - 9X Last at California 04-03-26
<b>0</b> - 9X Last at California 04-03-26	HIT BATTERS	<b>0</b> - 9X Last at California 04-03-26
<b>2</b> - 2X Last at California 04-03-26	GROUNDOUTS	<b>0</b> - 4X Last vs. Auburn 03-31-26
<b>3</b> at Georgia St. 03-03-26	FLYOUTS	<b>0</b> - 4X Last at California 04-03-26

**#31 SHADEK, Justin**

HIGH	STAT	LOW
<b>4</b> vs. Northwestern 03-01-26	IP	<b>0.2</b> at Pitt 03-22-26
<b>17</b> vs. Northwestern 03-01-26	BATTERS FACED	<b>2</b> at Pitt 03-22-26
<b>3</b> - 3X Last at California 04-04-26	RUNS ALLOWED	<b>0</b> - 4X Last vs. NC State 03-29-26
<b>3</b> at California 04-04-26	EARNED RUNS ALLOWED	<b>0</b> - 4X Last vs. NC State 03-29-26
<b>3</b> - 3X Last at California 04-04-26	HITS ALLOWED	<b>0</b> - 3X Last vs. NC State 03-29-26
<b>7</b> vs. Northwestern 03-01-26	STRIKEOUTS	<b>0</b> - 2X Last at Auburn 03-17-26
<b>2</b> - 4X Last at California 04-04-26	WALKS ALLOWED	<b>0</b> - 2X Last at Pitt 03-22-26
<b>2</b> vs. Northwestern 03-01-26	DOUBLES ALLOWED	<b>0</b> - 6X Last at California 04-04-26
<b>0</b> - 9X Last at California 04-04-26	TRIPLES ALLOWED	<b>0</b> - 9X Last at California 04-04-26
<b>0</b> - 9X Last at California 04-04-26	HOMERS ALLOWED	<b>0</b> - 9X Last at California 04-04-26
<b>1</b> vs. Stony Brook 02-20-26	WILD PITCHES	<b>0</b> - 8X Last at California 04-04-26
<b>1</b> vs. Virginia Tech 03-08-26	HIT BATTERS	<b>0</b> - 8X Last at California 04-04-26
<b>2</b> - 2X Last vs. Northwestern 03-01-26	GROUNDOUTS	<b>0</b> - 3X Last at California 04-04-26
<b>2</b> - 4X Last at California 04-04-26	FLYOUTS	<b>0</b> - 4X Last vs. NC State 03-29-26

**#35 LANKIE, Jake**

HIGH	STAT	LOW
<b>3</b> vs. Northwestern 02-28-26	IP	<b>0.1</b> - 2X Last vs. Auburn 03-31-26
<b>12</b> - 2X Last at Auburn 03-17-26	BATTERS FACED	<b>1</b> vs. Auburn 03-31-26
<b>4</b> at Pitt 03-22-26	RUNS ALLOWED	<b>0</b> - 5X Last vs. Auburn 03-31-26
<b>4</b> at Pitt 03-22-26	EARNED RUNS ALLOWED	<b>0</b> - 7X Last at California 04-03-26
<b>4</b> at Pitt 03-22-26	HITS ALLOWED	<b>0</b> vs. Auburn 03-31-26
<b>5</b> vs. Stony Brook 02-20-26	STRIKEOUTS	<b>0</b> - 3X Last vs. Auburn 03-31-26
<b>1</b> - 2X Last at Auburn 03-17-26	WALKS ALLOWED	<b>0</b> - 7X Last at California 04-03-26
<b>1</b> - 3X Last at Pitt 03-22-26	DOUBLES ALLOWED	<b>0</b> - 6X Last at California 04-03-26
<b>0</b> - 9X Last at California 04-03-26	TRIPLES ALLOWED	<b>0</b> - 9X Last at California 04-03-26
<b>1</b> at Pitt 03-22-26	HOMERS ALLOWED	<b>0</b> - 8X Last at California 04-03-26
<b>0</b> - 9X Last at California 04-03-26	WILD PITCHES	<b>0</b> - 9X Last at California 04-03-26
<b>1</b> at Clemson 03-12-26	HIT BATTERS	<b>0</b> - 8X Last at California 04-03-26
<b>3</b> - 2X Last at Auburn 03-17-26	GROUNDOUTS	<b>0</b> - 3X Last at Pitt 03-22-26
<b>2</b> - 3X Last at Auburn 03-17-26	FLYOUTS	<b>0</b> - 4X Last vs. Auburn 03-31-26

**PLAYER GAME HIGHS**
**#37 LOY, Dylan**

HIGH	STAT	LOW
5.2 vs. Stony Brook 02-21-26	IP	1 at Pitt 03-21-26
22 - 2X Last vs. Virginia Tech 03-07-26	BATTERS FACED	5 vs. Auburn 03-31-26
5 - 2X Last at Pitt 03-21-26	RUNS ALLOWED	0 - 5X Last vs. Auburn 03-31-26
5 at Pitt 03-21-26	EARNED RUNS ALLOWED	0 - 5X Last vs. Auburn 03-31-26
9 vs. Northwestern 02-28-26	HITS ALLOWED	0 - 2X Last vs. Auburn 03-31-26
6 - 2X Last vs. Stony Brook 02-21-26	STRIKEOUTS	1 - 3X Last vs. Auburn 03-31-26
1 - 5X Last at Pitt 03-21-26	WALKS ALLOWED	0 - 4X Last vs. Auburn 03-31-26
1 vs. Northwestern 02-28-26	DOUBLES ALLOWED	0 - 8X Last vs. Auburn 03-31-26
0 - 9X Last vs. Auburn 03-31-26	TRIPLES ALLOWED	0 - 9X Last vs. Auburn 03-31-26
2 - 2X Last at Pitt 03-21-26	HOMERS ALLOWED	0 - 5X Last vs. Auburn 03-31-26
1 vs. Virginia Tech 03-07-26	WILD PITCHES	0 - 8X Last vs. Auburn 03-31-26
2 at Clemson 03-13-26	HIT BATTERS	0 - 7X Last vs. Auburn 03-31-26
6 vs. Virginia Tech 03-07-26	GROUNDOUTS	0 at Georgia Southern 02-17-26
5 - 2X Last at Clemson 03-13-26	FLYOUTS	0 - 3X Last at Pitt 03-21-26

**#49 CAMPBELL, Kayden**

HIGH	STAT	LOW
2 vs. Virginia Tech 03-08-26	IP	0 vs. Georgia State 02-24-26
6 - 2X Last vs. Virginia Tech 03-08-26	BATTERS FACED	2 - 2X Last at Auburn 03-17-26
3 vs. Georgia State 02-24-26	RUNS ALLOWED	0 - 7X Last vs. Auburn 03-31-26
3 vs. Georgia State 02-24-26	EARNED RUNS ALLOWED	0 - 7X Last vs. Auburn 03-31-26
2 - 3X Last vs. Auburn 03-31-26	HITS ALLOWED	0 - 5X Last at Auburn 03-17-26
4 vs. Virginia Tech 03-08-26	STRIKEOUTS	0 - 5X Last vs. Auburn 03-31-26
2 at Clemson 03-14-26	WALKS ALLOWED	0 - 4X Last vs. Virginia Tech 03-08-26
2 vs. Stony Brook 02-20-26	DOUBLES ALLOWED	0 - 7X Last vs. Auburn 03-31-26
0 - 9X Last vs. Auburn 03-31-26	TRIPLES ALLOWED	0 - 9X Last vs. Auburn 03-31-26
0 - 9X Last vs. Auburn 03-31-26	HOMERS ALLOWED	0 - 9X Last vs. Auburn 03-31-26
0 - 9X Last vs. Auburn 03-31-26	WILD PITCHES	0 - 9X Last vs. Auburn 03-31-26
1 vs. Georgia State 02-24-26	HIT BATTERS	0 - 8X Last vs. Auburn 03-31-26
2 vs. Virginia Tech 03-06-26	GROUNDOUTS	0 - 4X Last vs. Auburn 03-31-26
2 vs. Stony Brook 02-20-26	FLYOUTS	0 - 4X Last at Auburn 03-17-26

**#14 BROWN, Cade**

HIGH	STAT	LOW
4 vs. Bowling Green 02-14-26	PLATE APPEARANCES	1 - 2X Last vs. West Georgia 03-10-26
3 vs. Stony Brook 02-22-26	AT BATS	1 - 3X Last vs. West Georgia 03-10-26
1 - 3X Last vs. West Georgia 03-10-26	HITS	0 - 3X Last at California 04-02-26
1 - 3X Last vs. Virginia Tech 03-06-26	RUNS SCORED	0 - 3X Last at California 04-02-26
1 vs. Bowling Green 02-14-26	RBI's	0 - 5X Last at California 04-02-26
0 - 6X Last at California 04-02-26	DOUBLES	0 - 6X Last at California 04-02-26
0 - 6X Last at California 04-02-26	TRIPLES	0 - 6X Last at California 04-02-26
0 - 6X Last at California 04-02-26	HOMERUNS	0 - 6X Last at California 04-02-26
1 - 3X Last vs. West Georgia 03-10-26	TOTAL BASES	0 - 3X Last at California 04-02-26
2 vs. Bowling Green 02-14-26	WALKS	0 - 5X Last at California 04-02-26
2 at Georgia Southern 02-17-26	STRIKEOUTS	0 - 4X Last at California 04-02-26
0 - 6X Last at California 04-02-26	STOLEN BASES	0 - 6X Last at California 04-02-26
4 vs. Stony Brook 02-22-26	PUTOUTS	0 - 3X Last vs. West Georgia 03-10-26
1 - 2X Last at California 04-02-26	ASSISTS	0 - 6X Last vs. West Georgia 03-10-26
2 vs. Stony Brook 02-22-26	ERRORS	0 - 7X Last at California 04-02-26

**PLAYER GAME HIGHS**

<b>#16 WILLCOX, Charlie</b>		
HIGH	STAT	LOW
2 - 3X Last vs. West Georgia 03-10-26	IP	1 - 4X Last at California 04-03-26
12 - 2X Last vs. Stony Brook 02-22-26	BATTERS FACED	3 - 2X Last at California 04-03-26
4 at Pitt 03-21-26	RUNS ALLOWED	0 - 4X Last at California 04-03-26
4 at Pitt 03-21-26	EARNED RUNS ALLOWED	0 - 4X Last at California 04-03-26
5 vs. Bowling Green 02-13-26	HITS ALLOWED	0 - 3X Last at California 04-03-26
3 vs. West Georgia 03-10-26	STRIKEOUTS	0 - 2X Last at California 04-03-26
2 - 2X Last at Pitt 03-21-26	WALKS ALLOWED	0 - 5X Last at California 04-03-26
1 - 3X Last at Pitt 03-21-26	DOUBLES ALLOWED	0 - 5X Last at California 04-03-26
0 - 8X Last at California 04-03-26	TRIPLES ALLOWED	0 - 8X Last at California 04-03-26
1 at Pitt 03-21-26	HOMERS ALLOWED	0 - 7X Last at California 04-03-26
1 at Georgia St. 03-03-26	WILD PITCHES	0 - 7X Last at California 04-03-26
2 vs. Stony Brook 02-22-26	HIT BATTERS	0 - 7X Last at California 04-03-26
4 - 2X Last at Georgia St. 03-03-26	GROUNDOUTS	0 - 2X Last vs. Auburn 03-31-26
2 at Georgia St. 03-03-26	FLYOUTS	0 at Clemson 03-14-26

<b>#21 BALLARD, Carson</b>		
HIGH	STAT	LOW
3 vs. Virginia Tech 03-06-26	IP	1 - 4X Last vs. Auburn 03-31-26
12 - 2X Last at Pitt 03-21-26	BATTERS FACED	3 vs. Stony Brook 02-21-26
4 at Pitt 03-21-26	RUNS ALLOWED	0 - 6X Last vs. Auburn 03-31-26
4 at Pitt 03-21-26	EARNED RUNS ALLOWED	0 - 6X Last vs. Auburn 03-31-26
3 at Pitt 03-21-26	HITS ALLOWED	0 - 3X Last vs. Auburn 03-31-26
5 vs. Virginia Tech 03-06-26	STRIKEOUTS	0 - 3X Last at Clemson 03-13-26
2 at Pitt 03-21-26	WALKS ALLOWED	0 - 3X Last at Clemson 03-13-26
1 - 3X Last vs. Virginia Tech 03-06-26	DOUBLES ALLOWED	0 - 5X Last vs. Auburn 03-31-26
0 - 8X Last vs. Auburn 03-31-26	TRIPLES ALLOWED	0 - 8X Last vs. Auburn 03-31-26
1 at Pitt 03-21-26	HOMERS ALLOWED	0 - 7X Last vs. Auburn 03-31-26
1 vs. Georgia State 02-24-26	WILD PITCHES	0 - 7X Last vs. Auburn 03-31-26
1 - 2X Last at Pitt 03-21-26	HIT BATTERS	0 - 6X Last vs. Auburn 03-31-26
3 at Pitt 03-21-26	GROUNDOUTS	0 - 3X Last vs. Auburn 03-31-26
3 vs. Georgia State 02-24-26	FLYOUTS	0 at Georgia Southern 02-17-26

<b>#22 MCKEE, Tate</b>		
HIGH	STAT	LOW
7.1 vs. NC State 03-27-26	IP	3 vs. Virginia Tech 03-06-26
29 vs. NC State 03-27-26	BATTERS FACED	15 vs. Virginia Tech 03-06-26
6 at Pitt 03-20-26	RUNS ALLOWED	0 - 2X Last at California 04-02-26
6 at Pitt 03-20-26	EARNED RUNS ALLOWED	0 - 2X Last at California 04-02-26
6 - 2X Last at Pitt 03-20-26	HITS ALLOWED	1 at Clemson 03-12-26
7 at Clemson 03-12-26	STRIKEOUTS	3 - 3X Last vs. NC State 03-27-26
5 - 2X Last at Pitt 03-20-26	WALKS ALLOWED	1 - 2X Last at California 04-02-26
2 vs. Northwestern 02-27-26	DOUBLES ALLOWED	0 - 6X Last at California 04-02-26
0 - 8X Last at California 04-02-26	TRIPLES ALLOWED	0 - 8X Last at California 04-02-26
3 at Pitt 03-20-26	HOMERS ALLOWED	0 - 5X Last at California 04-02-26
2 vs. Stony Brook 02-20-26	WILD PITCHES	0 - 4X Last at California 04-02-26
1 - 3X Last at Clemson 03-12-26	HIT BATTERS	0 - 5X Last at California 04-02-26
13 vs. NC State 03-27-26	GROUNDOUTS	2 - 3X Last at Pitt 03-20-26
5 vs. NC State 03-27-26	FLYOUTS	3 - 5X Last at California 04-02-26

**PLAYER GAME HIGHS**
**#99 BUURSEMA, Porter**

HIGH	STAT	LOW
4 at California 04-03-26	IP	0 vs. Virginia Tech 03-08-26
15 at California 04-03-26	BATTERS FACED	2 vs. Virginia Tech 03-08-26
3 vs. NC State 03-28-26	RUNS ALLOWED	0 - 4X Last vs. West Georgia 03-10-26
3 vs. NC State 03-28-26	EARNED RUNS ALLOWED	0 - 5X Last at California 04-03-26
5 vs. NC State 03-28-26	HITS ALLOWED	0 - 4X Last at Pitt 03-21-26
6 at California 04-03-26	STRIKEOUTS	0 vs. Virginia Tech 03-08-26
4 vs. NC State 03-28-26	WALKS ALLOWED	1 - 4X Last at California 04-03-26
1 - 3X Last at California 04-03-26	DOUBLES ALLOWED	0 - 5X Last at Pitt 03-21-26
0 - 8X Last at California 04-03-26	TRIPLES ALLOWED	0 - 8X Last at California 04-03-26
0 - 8X Last at California 04-03-26	HOMERS ALLOWED	0 - 8X Last at California 04-03-26
1 - 2X Last at California 04-03-26	WILD PITCHES	0 - 6X Last vs. NC State 03-28-26
0 - 8X Last at California 04-03-26	HIT BATTERS	0 - 8X Last at California 04-03-26
3 at Pitt 03-21-26	GROUNDOUTS	0 - 2X Last vs. Virginia Tech 03-08-26
3 at California 04-03-26	FLYOUTS	0 - 4X Last vs. West Georgia 03-10-26

**#24 BLAKELY, Jackson**

HIGH	STAT	LOW
7 vs. NC State 03-29-26	IP	2 vs. Virginia Tech 03-07-26
25 vs. NC State 03-29-26	BATTERS FACED	10 vs. Virginia Tech 03-07-26
6 at Clemson 03-14-26	RUNS ALLOWED	0 - 6X Last at California 04-04-26
6 at Clemson 03-14-26	EARNED RUNS ALLOWED	0 - 6X Last at California 04-04-26
7 at Clemson 03-14-26	HITS ALLOWED	2 - 3X Last at California 04-04-26
9 vs. Georgia State 02-24-26	STRIKEOUTS	2 vs. Virginia Tech 03-07-26
2 - 2X Last at Pitt 03-22-26	WALKS ALLOWED	0 - 3X Last at California 04-04-26
3 at Clemson 03-14-26	DOUBLES ALLOWED	0 - 4X Last vs. NC State 03-29-26
0 - 7X Last at California 04-04-26	TRIPLES ALLOWED	0 - 7X Last at California 04-04-26
1 at Clemson 03-14-26	HOMERS ALLOWED	0 - 6X Last at California 04-04-26
1 - 2X Last at Clemson 03-14-26	WILD PITCHES	0 - 5X Last at California 04-04-26
3 at Clemson 03-14-26	HIT BATTERS	0 - 3X Last at California 04-04-26
7 vs. NC State 03-29-26	GROUNDOUTS	2 - 4X Last at California 04-04-26
10 vs. NC State 03-29-26	FLYOUTS	0 vs. Georgia State 02-24-26

**#43 ANGELAKOS, Dimitri**

HIGH	STAT	LOW
5 at Georgia St. 03-03-26	IP	1 vs. Stony Brook 02-20-26
17 at Georgia St. 03-03-26	BATTERS FACED	4 vs. Stony Brook 02-20-26
4 at Auburn 03-17-26	RUNS ALLOWED	0 - 5X Last at California 04-02-26
4 at Auburn 03-17-26	EARNED RUNS ALLOWED	0 - 5X Last at California 04-02-26
5 at Auburn 03-17-26	HITS ALLOWED	1 - 3X Last at California 04-02-26
5 at Georgia St. 03-03-26	STRIKEOUTS	0 - 2X Last vs. Georgia State 02-24-26
1 - 2X Last at California 04-02-26	WALKS ALLOWED	0 - 5X Last vs. West Georgia 03-10-26
2 at Auburn 03-17-26	DOUBLES ALLOWED	0 - 5X Last at California 04-02-26
0 - 7X Last at California 04-02-26	TRIPLES ALLOWED	0 - 7X Last at California 04-02-26
2 at Auburn 03-17-26	HOMERS ALLOWED	0 - 6X Last at California 04-02-26
1 at California 04-02-26	WILD PITCHES	0 - 6X Last at Auburn 03-17-26
1 - 2X Last vs. West Georgia 03-10-26	HIT BATTERS	0 - 5X Last at California 04-02-26
4 - 2X Last at Georgia St. 03-03-26	GROUNDOUTS	0 - 2X Last at Auburn 03-17-26
6 at Georgia St. 03-03-26	FLYOUTS	1 - 2X Last at California 04-02-26

**#55 MCKELVEY, Adam**

HIGH	STAT	LOW
1.1 vs. Stony Brook 02-20-26	IP	0 at Clemson 03-14-26
9 at Pitt 03-20-26	BATTERS FACED	1 at Clemson 03-14-26
3 at Pitt 03-20-26	RUNS ALLOWED	0 - 4X Last vs. West Georgia 03-10-26
3 at Pitt 03-20-26	EARNED RUNS ALLOWED	0 - 4X Last vs. West Georgia 03-10-26
2 - 2X Last at California 04-02-26	HITS ALLOWED	0 - 4X Last at Clemson 03-14-26
3 vs. Bowling Green 02-14-26	STRIKEOUTS	0 at Clemson 03-14-26
3 at Pitt 03-20-26	WALKS ALLOWED	0 - 3X Last vs. West Georgia 03-10-26
1 vs. Bowling Green 02-14-26	DOUBLES ALLOWED	0 - 6X Last at California 04-02-26
0 - 7X Last at California 04-02-26	TRIPLES ALLOWED	0 - 7X Last at California 04-02-26
1 at Pitt 03-20-26	HOMERS ALLOWED	0 - 6X Last at California 04-02-26
0 - 7X Last at California 04-02-26	WILD PITCHES	0 - 7X Last at California 04-02-26
1 at Pitt 03-20-26	HIT BATTERS	0 - 6X Last at California 04-02-26
0 - 7X Last at California 04-02-26	GROUNDOUTS	0 - 7X Last at California 04-02-26
2 - 2X Last at California 04-02-26	FLYOUTS	0 - 2X Last at Clemson 03-14-26

## PLAYER GAME HIGHS

## #15 UNDERWOOD, Cooper

HIGH	STAT	LOW
4 vs. Stony Brook 02-22-26	IP	0 at Clemson 03-14-26
16 vs. Bowling Green 02-14-26	BATTERS FACED	1 at Clemson 03-14-26
4 vs. Northwestern 03-01-26	RUNS ALLOWED	0 - 2X Last at Clemson 03-14-26
4 vs. Northwestern 03-01-26	EARNED RUNS ALLOWED	0 - 2X Last at Clemson 03-14-26
4 - 2X Last vs. Auburn 03-31-26	HITS ALLOWED	0 vs. Stony Brook 02-22-26
4 - 2X Last vs. Stony Brook 02-22-26	STRIKEOUTS	0 - 2X Last at Clemson 03-14-26
3 vs. Virginia Tech 03-08-26	WALKS ALLOWED	0 - 2X Last at Clemson 03-14-26
2 vs. Auburn 03-31-26	DOUBLES ALLOWED	0 - 3X Last vs. Virginia Tech 03-08-26
0 - 6X Last vs. Auburn 03-31-26	TRIPLES ALLOWED	0 - 6X Last vs. Auburn 03-31-26
1 vs. Auburn 03-31-26	HOMERS ALLOWED	0 - 5X Last at Clemson 03-14-26
0 - 6X Last vs. Auburn 03-31-26	WILD PITCHES	0 - 6X Last vs. Auburn 03-31-26
2 vs. Northwestern 03-01-26	HIT BATTERS	0 - 4X Last vs. Auburn 03-31-26
5 vs. Stony Brook 02-22-26	GROUNDOUTS	0 - 2X Last at Clemson 03-14-26
5 vs. Virginia Tech 03-08-26	FLYOUTS	0 - 2X Last at Clemson 03-14-26

## #26 VICENS, James

HIGH	STAT	LOW
1 - 3X Last vs. Virginia Tech 03-07-26	IP	0 at Clemson 03-14-26
6 - 2X Last vs. Georgia State 02-24-26	BATTERS FACED	1 - 2X Last at Pitt 03-21-26
3 vs. Georgia State 02-24-26	RUNS ALLOWED	0 - 3X Last at Pitt 03-21-26
3 vs. Georgia State 02-24-26	EARNED RUNS ALLOWED	0 - 4X Last at Pitt 03-21-26
3 vs. Georgia State 02-24-26	HITS ALLOWED	0 - 5X Last at Pitt 03-21-26
2 - 3X Last vs. Virginia Tech 03-07-26	STRIKEOUTS	0 at Clemson 03-14-26
2 - 2X Last vs. Virginia Tech 03-07-26	WALKS ALLOWED	0 - 2X Last at Pitt 03-21-26
0 - 6X Last at Pitt 03-21-26	DOUBLES ALLOWED	0 - 6X Last at Pitt 03-21-26
0 - 6X Last at Pitt 03-21-26	TRIPLES ALLOWED	0 - 6X Last at Pitt 03-21-26
0 - 6X Last at Pitt 03-21-26	HOMERS ALLOWED	0 - 6X Last at Pitt 03-21-26
1 vs. Virginia Tech 03-07-26	WILD PITCHES	0 - 5X Last at Pitt 03-21-26
0 - 6X Last at Pitt 03-21-26	HIT BATTERS	0 - 6X Last at Pitt 03-21-26
1 vs. Virginia Tech 03-07-26	GROUNDOUTS	0 - 5X Last at Pitt 03-21-26
1 - 2X Last vs. Stony Brook 02-20-26	FLYOUTS	0 - 4X Last at Pitt 03-21-26

## #29 PATEL, Mason

HIGH	STAT	LOW
5 vs. Bowling Green 02-14-26	IP	1.1 at California 04-04-26
21 vs. Bowling Green 02-14-26	BATTERS FACED	6 - 3X Last at California 04-04-26
5 vs. Stony Brook 02-21-26	RUNS ALLOWED	0 - 4X Last at California 04-04-26
5 vs. Stony Brook 02-21-26	EARNED RUNS ALLOWED	0 - 4X Last at California 04-04-26
8 vs. Stony Brook 02-21-26	HITS ALLOWED	0 at Pitt 03-20-26
7 vs. Bowling Green 02-14-26	STRIKEOUTS	1 - 3X Last at California 04-04-26
2 vs. Bowling Green 02-14-26	WALKS ALLOWED	0 - 2X Last at California 04-04-26
3 vs. Stony Brook 02-21-26	DOUBLES ALLOWED	0 - 3X Last vs. NC State 03-27-26
0 - 6X Last at California 04-04-26	TRIPLES ALLOWED	0 - 6X Last at California 04-04-26
0 - 6X Last at California 04-04-26	HOMERS ALLOWED	0 - 6X Last at California 04-04-26
0 - 6X Last at California 04-04-26	WILD PITCHES	0 - 6X Last at California 04-04-26
0 - 6X Last at California 04-04-26	HIT BATTERS	0 - 6X Last at California 04-04-26
3 at Clemson 03-13-26	GROUNDOUTS	1 - 3X Last vs. NC State 03-27-26
5 - 2X Last vs. Stony Brook 02-21-26	FLYOUTS	0 at Clemson 03-13-26

## #0 DEE, Michael

HIGH	STAT	LOW
2 - 2X Last vs. Stony Brook 02-22-26	PLATE APPEARANCES	1 at Georgia Southern 02-17-26
2 vs. Bowling Green 02-14-26	AT BATS	1 - 2X Last vs. Stony Brook 02-22-26
1 - 2X Last vs. Stony Brook 02-22-26	HITS	0 at Georgia Southern 02-17-26
1 - 3X Last vs. Stony Brook 02-22-26	RUNS SCORED	1 - 3X Last vs. Stony Brook 02-22-26
1 vs. Stony Brook 02-22-26	RBIs	0 - 2X Last at Georgia Southern 02-17-26
0 - 3X Last vs. Stony Brook 02-22-26	DOUBLES	0 - 3X Last vs. Stony Brook 02-22-26
0 - 3X Last vs. Stony Brook 02-22-26	TRIPLES	0 - 3X Last vs. Stony Brook 02-22-26
0 - 3X Last vs. Stony Brook 02-22-26	HOMERUNS	0 - 3X Last vs. Stony Brook 02-22-26
1 - 2X Last vs. Stony Brook 02-22-26	TOTAL BASES	0 at Georgia Southern 02-17-26
1 vs. Stony Brook 02-22-26	WALKS	0 - 2X Last at Georgia Southern 02-17-26
1 - 2X Last at Georgia Southern 02-17-26	STRIKEOUTS	0 vs. Stony Brook 02-22-26
0 - 3X Last vs. Stony Brook 02-22-26	STOLEN BASES	0 - 3X Last vs. Stony Brook 02-22-26
2 vs. Stony Brook 02-20-26	PUTOUPS	0 - 4X Last at Georgia St. 03-03-26
2 vs. Stony Brook 02-22-26	ASSISTS	0 - 4X Last at Georgia St. 03-03-26
0 - 5X Last at Georgia St. 03-03-26	ERRORS	0 - 5X Last at Georgia St. 03-03-26

**PLAYER GAME HIGHS**
**#5 STEPHENSON, Dominic**

HIGH	STAT	LOW
2 - 2X Last vs. Stony Brook 02-22-26	PLATE APPEARANCES	1 - 2X Last vs. Virginia Tech 03-06-26
2 vs. Stony Brook 02-22-26	AT BATS	0 vs. Virginia Tech 03-06-26
2 vs. Stony Brook 02-22-26	HITS	0 - 3X Last vs. Virginia Tech 03-06-26
1 - 2X Last vs. Stony Brook 02-22-26	RUNS SCORED	0 - 2X Last vs. Virginia Tech 03-06-26
3 vs. Stony Brook 02-22-26	RBIs	0 - 3X Last vs. Virginia Tech 03-06-26
0 - 4X Last vs. Virginia Tech 03-06-26	DOUBLES	0 - 4X Last vs. Virginia Tech 03-06-26
1 vs. Stony Brook 02-22-26	TRIPLES	0 - 3X Last vs. Virginia Tech 03-06-26
0 - 4X Last vs. Virginia Tech 03-06-26	HOMERUNS	0 - 4X Last vs. Virginia Tech 03-06-26
4 vs. Stony Brook 02-22-26	TOTAL BASES	0 - 3X Last vs. Virginia Tech 03-06-26
1 vs. Virginia Tech 03-06-26	WALKS	0 - 3X Last vs. Stony Brook 02-22-26
1 - 2X Last at Georgia Southern 02-17-26	STRIKEOUTS	0 - 2X Last vs. Virginia Tech 03-06-26
0 - 4X Last vs. Virginia Tech 03-06-26	STOLEN BASES	0 - 4X Last vs. Virginia Tech 03-06-26
3 - 2X Last at Georgia Southern 02-17-26	PUTOUTS	0 vs. Virginia Tech 03-06-26
0 - 4X Last vs. Virginia Tech 03-06-26	ASSISTS	0 - 4X Last vs. Virginia Tech 03-06-26
0 - 4X Last vs. Virginia Tech 03-06-26	ERRORS	0 - 4X Last vs. Virginia Tech 03-06-26


**#41 HARTWELL, Judson**

HIGH	STAT	LOW
2 - 2X Last vs. Stony Brook 02-22-26	PLATE APPEARANCES	1 at Georgia Southern 02-17-26
2 vs. Stony Brook 02-22-26	AT BATS	1 - 2X Last at Georgia Southern 02-17-26
1 - 2X Last at Georgia Southern 02-17-26	HITS	0 vs. Stony Brook 02-22-26
2 vs. Bowling Green 02-14-26	RUNS SCORED	0 - 2X Last vs. Stony Brook 02-22-26
1 at Georgia Southern 02-17-26	RBIs	0 - 2X Last vs. Stony Brook 02-22-26
0 - 3X Last vs. Stony Brook 02-22-26	DOUBLES	0 - 3X Last vs. Stony Brook 02-22-26
0 - 3X Last vs. Stony Brook 02-22-26	TRIPLES	0 - 3X Last vs. Stony Brook 02-22-26
0 - 3X Last vs. Stony Brook 02-22-26	HOMERUNS	0 - 3X Last vs. Stony Brook 02-22-26
1 - 2X Last at Georgia Southern 02-17-26	TOTAL BASES	0 vs. Stony Brook 02-22-26
1 vs. Bowling Green 02-14-26	WALKS	0 - 2X Last vs. Stony Brook 02-22-26
0 - 3X Last vs. Stony Brook 02-22-26	STRIKEOUTS	0 - 3X Last vs. Stony Brook 02-22-26
0 - 3X Last vs. Stony Brook 02-22-26	STOLEN BASES	0 - 3X Last vs. Stony Brook 02-22-26
1 vs. Bowling Green 02-14-26	PUTOUTS	0 - 3X Last at California 04-02-26
0 - 4X Last at California 04-02-26	ASSISTS	0 - 4X Last at California 04-02-26
0 - 4X Last at California 04-02-26	ERRORS	0 - 4X Last at California 04-02-26

**#39 NEISES, Tyler**

HIGH	STAT	LOW
3 vs. Bowling Green 02-14-26	PLATE APPEARANCES	1 at Georgia Southern 02-17-26
2 vs. Bowling Green 02-14-26	AT BATS	1 at Georgia Southern 02-17-26
1 - 2X Last at Georgia Southern 02-17-26	HITS	1 - 2X Last at Georgia Southern 02-17-26
2 vs. Bowling Green 02-14-26	RUNS SCORED	0 at Georgia Southern 02-17-26
0 - 2X Last at Georgia Southern 02-17-26	RBIs	0 - 2X Last at Georgia Southern 02-17-26
0 - 2X Last at Georgia Southern 02-17-26	DOUBLES	0 - 2X Last at Georgia Southern 02-17-26
0 - 2X Last at Georgia Southern 02-17-26	TRIPLES	0 - 2X Last at Georgia Southern 02-17-26
0 - 2X Last at Georgia Southern 02-17-26	HOMERUNS	0 - 2X Last at Georgia Southern 02-17-26
1 - 2X Last at Georgia Southern 02-17-26	TOTAL BASES	1 - 2X Last at Georgia Southern 02-17-26
1 vs. Bowling Green 02-14-26	WALKS	0 at Georgia Southern 02-17-26
1 vs. Bowling Green 02-14-26	STRIKEOUTS	0 at Georgia Southern 02-17-26
0 - 2X Last at Georgia Southern 02-17-26	STOLEN BASES	0 - 2X Last at Georgia Southern 02-17-26
2 at Georgia Southern 02-17-26	PUTOUTS	0 - 2X Last vs. Virginia Tech 03-06-26
0 - 3X Last vs. Virginia Tech 03-06-26	ASSISTS	0 - 3X Last vs. Virginia Tech 03-06-26
0 - 3X Last vs. Virginia Tech 03-06-26	ERRORS	0 - 3X Last vs. Virginia Tech 03-06-26

# TV/RADIO ROSTER


**#0**
**MICHAEL DEE**

 INF • R/R • 6-2 • 174 • Fr.  
Stone Mountain, Ga. (St. Pius X)


**#1**
**PARKER BROSIOUS**

 OF • R/L • 6-1 • 200 • Sr.  
Suwanee, Ga. (Lambert HS)

**#2**
**JARREN ADVINCULA**

 INF • L/R • 6-2 • 195 • Jr.  
Santa Clara, Calif. (Cal)

**#3**
**CARSON KERCE**

 INF • R/R • 5-11 • 200 • Jr.  
Marietta, Ga. (Pope HS)

**#4**
**ALEX HERNANDEZ**

 RHP/UTL • R/R • 6-2 • 210 • So.  
Cumming, Ga. (Forsyth Central)


**#5**
**DOMINIC STEPHENSON**

 C/OF • R/R • 6-0 • 208 • Fr.  
Marietta, Ga. (Harrison HS)

**#6**
**CALEB DANIEL**

 OF • L/R • 6-0 • 188 • So.  
Cartersville, Ga. (Cartersville HS)

**#7**
**WILL BAKER**

 INF • L/R • 6-0 • 197 • So.  
Upper Coomera, Queensland, Australia

**#8**
**DREW BURRESS**

 OF • R/R • 5-9 • 185 • Jr.  
Houston County, Ga. (Houston Co. HS)

**#9**
**COLEMAN LEWIS**

 OF • L/R • 6-1 • 220 • Fr.  
Lake Park, Ga. (Lowndes HS)


**#10**
**KENT SCHMIDT**

 INF • L/R • 6-0 • 225 • Jr.  
Marietta, Ga. (Georgia Southern)

**#11**
**RYAN ZUCKERMAN**

 INF • R/R • 6-4 • 230 • Jr.  
Yardley, Pa. (Pitt)

**#14**
**CADE BROWN**


 OF/INF • R/R • 6-1 • 210 • So.  
Lilburn, Ga. (Georgia)

**#15**
**COOPER UNDERWOOD**

 LHP • L/L • 6-1 • 190 • Fr.  
Acworth, Ga. (Allatoona HS)

**#16**
**CHARLIE WILLCOX**

 RHP • S/R • 6-3 • 218 • Fr.  
Santa Rosa Beach, Fla. (South Walton HS)

**#18**
**CADEN GAUDETTE**

 RHP • R/R • 6-0 • 207 • R-Jr.  
Alpharetta, Ga. (Milton HS)

**#19**
**NATHANAEL COUPET**

 C/OF • R/R • 6-0 • 218 • R-So.  
Boynton Beach, Fl. (North Broward Prep)

**#20**
**CADEN SPIVEY**

 RHP • R/R • 6-2 • 193 • Sr.  
Vidalia, Ga. (Notre Dame)

**#21**
**CARSON BALLARD**

 RHP • R/R • 6-1 • 195 • R-Jr.  
Alpharetta, Ga. (Wesleyan HS)


**#22**
**TATE MCKEE**

 RHP • R/R • 6-3 • 210 • Jr.  
Kennesaw, Ga. (Mount Paran Christian)

**#24**
**JACKSON BLAKELY**


 RHP • R/R • 6-0 • 220 • So.  
Thomaston Ga. (Upton-Lee HS)

**#25**
**VAHN LACKEY**

 C/INF • R/R • 6-2 • 215 • Jr.  
Suwanee, Ga. (Collins Hill HS)

**#26**
**JAMIE VICENS**


 RHP • R/R • 6-5 • 202 • Fr.  
Atlanta, Ga. (Marist School)


**#29**
**MASON PATEL**

 RHP • R/R • 6-1 • 208 • Gr.  
Knoxville, Tenn. (Georgia State)

**#31**
**JUSTIN SHADEK**

 RHP • R/R • 6-6 • 235 • R-So.  
Kinnelon, N.J. (Rutgers)

**#32**
**BRETT BARFIELD**

 LHP • L/L • 6-1 • 215 • Sr.  
Cumming, Ga. (Florida St.)

**#34**
**DREW ROGERS**


 C • R/R • 6-1 • 220 • So.  
Tempe, Ariz. (Hamilton HS)

**#35**
**JAKE LANKIE**


 RHP • R/R • 6-2 • 191 • R-So.  
Alpharetta, Ga. (Georgia)

**#37**
**DYLAN LOY**

 LHP • L/L • 6-0 • 208 • Jr.  
Pigeon Forge, Tenn. (Tennessee)

**#39**
**TYLER NEISES**

 OF • L/R • 6-3 • 225 • Jr.  
Dalton, Ga. (Dalton HS)

**#41**
**JUDSON HARTWELL**

 INF • R/R • 6-3 • 215 • Fr.  
Watkinsville, Ga. (Prince Ave. Christian)

**#43**
**DIMITRI ANGELAKOS**

 RHP • R/R • 6-1 • 214 • R-Fr.  
Woodstock, Ga. (Etowah HS)


**#49**
**KAYDEN CAMPBELL**

 LHP • R/L • 6-2 • 205 • Jr.  
Cincinnati, Ohio (Louisville)

**#54**
**RILEY HASENSTAB**

 RHP • R/R • 6-2 • 218 • R-Fr.  
Duluth, Ga. (Duluth HS)

**#55**
**ADAM MCKELVEY**

 LHP • L/L • 6-3 • 229 • So.  
Roswell, Ga. (Roswell HS)

**#99**
**PORTER BUURSEMA**

 RHP • R/R • 6-1 • 198 • Jr.  
Woodstock, Ga. (Georgia Southern)

**#13**
**JAMES RAMSEY**

 Head Coach (1st Season)  
8th year at Tech

**#77**
**MATT TAYLOR**


 Pitching Coach/Recruiting Coord.  
3rd Season


**#27**
**SCOTT STRICKLIN**

 Assistant Coach (1st Season)  
7th Year at Tech

**#48**
**JOSH SCHULMAN**

Assistant Coach (2nd Season)


**#3**
**JASON RICHMAN**

 Director of Pitching  
3rd Season

**#1**
**TREY YUNGER**

 Director of Operations  
1st Season