

# GEORGIA TECH

131<sup>ST</sup> SEASON • 36 NCAA REGIONAL APPEARANCES • 3 COLLEGE WORLD SERIES APPEARANCES • 10 ACC CHAMPIONSHIPS

2026 Official Game Notes | RamblinWreck.com | Contact: Anthony Brandt • abrandt@athletics.gatech.edu • (817) 757-6979

## GEORGIA TECH BY THE NUMBERS

Overall Record.....	30-5
ACC Record.....	15-3
at Mac Nease Baseball Park.....	21-2
Road Games.....	8-3
Neutral Site Games.....	1-0
Streak.....	W12
Last 10.....	10-0

## 2026 SCHEDULE / RESULTS

Date	Opponent	Time/Result
2/13	BOWLING GREEN	W, 11-5
2/14	BOWLING GREEN	W, 27-4
2/14	BOWLING GREEN	W, 12-2 (7)
2/17	GEORGIA SOUTHERN	W, 25-1
2/20	STONY BROOK	W, 14-5
2/20	STONY BROOK	W, 10-5 (7)
2/21	STONY BROOK	W, 6-5 (10)
2/22	STONY BROOK	W, 21-3 (7)
2/24	GEORGIA STATE	L, 4-9
2/27	NORTHWESTERN	W, 17-3 (7)
2/28	NORTHWESTERN	W, 13-3 (7)
3/1	NORTHWESTERN	W, 14-6
3/3	GEORGIA STATE <sup>^</sup>	W, 4-1
3/6	VIRGINIA TECH	W, 16-1 (7)
3/7	VIRGINIA TECH	W, 14-5
3/8	VIRGINIA TECH	L, 6-9
3/10	WEST GEORGIA	W, 14-0 (7)
3/12	#8 CLEMSON	W, 10-0 (7)
3/13	#8 CLEMSON	W, 9-3
3/14	#8 CLEMSON	L, 7-13
3/17	#4 AUBURN	L, 2-9
3/20	PITTSBURGH	W, 11-9
3/21	PITTSBURGH	L, 9-14
3/22	PITTSBURGH	W, 12-4 (7)
3/27	#14 NC STATE	W, 3-1
3/28	#14 NC STATE	W, 6-4
3/29	#14 NC STATE	W, 10-0 (8)
3/31	#11 AUBURN	W, 13-3 (8)
4/2	CALIFORNIA	W, 17-2 (7)
4/3	CALIFORNIA	W, 7-2
4/4	CALIFORNIA	W, 9-3
4/7	KENNESAW STATE	W, 11-4
4/9	#5 FLORIDA STATE	W, 4-3
4/10	#5 FLORIDA STATE	W, 8-3
4/11	#5 FLORIDA STATE	W, 17-3 (7)
4/14	GEORGIA SOUTHERN	6 pm
4/17	#3 NORTH CAROLINA	6 pm
4/18	#3 NORTH CAROLINA	12 pm
4/19	#3 NORTH CAROLINA	1 pm
4/21	GEORGIA <sup>*</sup>	7 pm
4/24	WAKE FOREST	7 pm
4/25	WAKE FOREST	12 pm
4/26	WAKE FOREST	1 pm
4/28	KENNESAW STATE	6 pm
5/1	XAVIER	7 pm
5/2	XAVIER	3 pm
5/3	XAVIER	1 pm
5/8	DUKE	7 pm
5/9	DUKE	3 pm
5/10	DUKE	1 pm
5/12	MERCER	6 pm
5/14	BOSTON COLLEGE	6 pm
5/15	BOSTON COLLEGE	2 pm
5/16	BOSTON COLLEGE	1 pm

5/19-24 ACC TOURNAMENT CHARLOTTE, N.C.

\* Game held at Truist Park  
<sup>^</sup> Game held at Gwinnett Field  
 Home games in Gold

## MIDWEEK 9: No. 2 GEORGIA TECH vs GEORGIA SOUTHERN



### GEORGIA TECH YELLOW JACKETS

Overall Record.....30-5, 15-3 ACC  
 Ranking .....#2 D1, PG, NCBWA, BA & Coaches  
 Head Coach .....James Ramsey  
 Career Record .....30-5 (1st season)  
 Record at GT .....Same  
 Record Last Week.....3-0 vs #5 FSU / 1-0 vs KSU



### GEORGIA SOUTHERN EAGLES

Overall Record.....12-23, 5-10 Sun Belt  
 Ranking.....  
 Head Coach .....Rodney Hennon  
 Career Record .....976-682-1 (29th season)  
 Record at FSU.....895-644 (27th season)  
 Last Week.....1-2 vs. South Alabama

### MATCHUPS AT A GLANCE

GT	OFFENSE	GS
.359	Batting	285
.630	Slugging	424
.477	On-Base Pct	.383
90	Doubles	66
10	Triples	3
73	Home Runs	32
240	Walks	150
27/32	SB/SBA	37/46

GT	PITCHING/DEFENSE	GS
4.11	ERA	8.75
289.0	IP	302.1
0	CGs	0
7	Saves	5
326/136	K/BB	275/169
.238	OBA	.320
28	Errors	40
17	Double Plays	21

### PROBABLE PITCHERS


#### Georgia Tech



**Cooper Underwood**  
 #15 | Fr. | 1-0  
 12.0 IP / 8.25 ERA  
 1.92 WHIP / 11 Ks

vs.

#### Georgia Southern



**Will Robbins**  
 #31 | r-Sr. | 0-1  
 18.0 IP / 7.11 ERA  
 1.61 WHIP / 22 Ks

### TOP STORYLINES

- The No. 2 Yellow Jackets are playing their best baseball as they close out a 5-game homestand on Tuesday vs. Georgia Southern.
- The Jackets are 30-5 overall, matching their best 35-game start to a season in program history and are 15-3 in the ACC, tied for the best start since 2005.
- Tech has won 30 of its first 35 games for only the 5th time in the program's 131 seasons: 2010, 2002, 1997, 1971 and now 2026.
- GT is on a 12-game winning streak, its longest in a decade (since 2016). Seven of the wins in this streak have come against Top 15 opponents (three vs. No. 14 NC State, one vs. No. 11 Auburn and three vs. No. 5 Florida State).
- The Jackets' 12-game winning streak is the 2nd longest active streak in Division I, behind only No. 1 UCLA.
- Over the current win streak, Tech is outscoring its opponents by 85 runs (117-32). Tech's 2.70 team ERA over the win streak is the 2nd lowest among P4 Teams (2nd only to UCLA)
- Head coach James Ramsey owns the best record by any GT head coach in his first season through 35 games (30-5).
- GT has won its first 9 series of the year for the 1st time in program history & are 6-0 in ACC series for the 1st time since 2005.
- Last weekend's sweep over No. 5 Florida State marked the first Top 5 sweep since 2006 and marked the third-straight ACC series sweep for the first time since 2011.
- The Jackets are 21-2 at Mac Nease Baseball Park this season for only the third time this century (also 2010 & 2002).
- The Jackets are 16-0 in night games this season.
- Tech and UCLA are the only teams in the nation to be Top 20 in both runs scored (393 - 1st) and runs allowed (143 - 20th).
- The Yellow Jackets enter this week as the best offense in the country and the best offense in modern college baseball history. In the 16 seasons of the BBCOR era, the 2026 Yellow Jackets have produced the best batting average (.359), on-base percentage (.477) and the most runs (393) of any Power 4 team after nine weeks in the BBCOR era.
- Tech leads Division I in five standard statistical categories: batting average (.359), on-base percentage (.477), slugging percentage (.630), OPS (1.107) and runs (393) and are Top 10 in

- multiple others: hits (2nd - 437), walks (2nd - 240), doubles (3rd - 90) and home runs (6th - 73).
- Tech's 393 runs is the most Tech has recorded after 35 games in the program's 131-year history and the most any Power 4 team has scored through 35 games in the BBCOR era (since 2011).
- GT is outscoring its opponents 393-147, that +246 margin is the highest through 35 games in program history.
- The Jackets have already matched their record for 20-run games in a single season in the BBCOR era, with three - tying the record set in 2023 when the team did so over 57 games.
- Tech has scored 10 or more runs in 21 of its 35 games this season and has scored five or more in an inning 26 times.
- Earlier this season, vs. West Georgia on March 10, junior Vahn Lackey made GT history by becoming the first player in recorded history to play eight different defensive positions in a single game, every position but pitcher. He went 3-for-4 at the plate, finishing a single shy of the cycle to earn ACC Player of the Week and Perfect Game National Player of the Week honors.
- Drew Burress has hit a BBCOR era program record 51 home runs, the 5th-most in program history. He is one home run away from tying Andy Bruce (1988-91) for the fourth-most HRs and six shy of the record (57) set by Jason Varitek (1991-94).
- Jarren Advincula has become one of the best hitters in college baseball this season. He leads the ACC and is 2nd in the nation with 62 hits, on pace to become the first 100-hit player at GT since 2005 (Wes Hodges & Tyler Greene).
- Carson Kerce leads the NCAA with 20 doubles this season. He is averaging 0.57 doubles/game which puts him on pace for 31 by the end of the season. The program record is 27, set by Jay Payton in 1994.
- The Yellow Jackets lead the all-time series with Georgia Southern 112-32 and have won the last eight meetings dating back to 2022.
- Earlier this season, Tech defeated the Eagles, 25-1, in Statesboro, setting a new BBCOR era program record for the largest margin of victory. Tech pitching matched the program record with 19 strikeouts in that game.

**2026 QUICK FACTS**

**GENERAL INFORMATION**  
**School**.....Georgia Institute of Technology (Georgia Tech)  
**Location**.....Atlanta, Ga.  
**Enrollment**.....53,067  
**Founded**.....1885  
**Nickname**.....Yellow Jackets, Ramblin' Wreck  
**Mascot**....."Buzz" the Yellow Jacket  
**Official Colors**.....Tech Gold and White  
**Conference**.....Atlantic Coast Conference (ACC)  
**President**.....Dr. Angel Cabrera  
**Faculty Athletic Representative**.....Dr. Jenna Jordan  
**Director of Athletics**.....Ryan Alpert  
**Website**.....www.RamblinWreck.com

**BASEBALL STAFF**

**Head Coach**.....James Ramsey (1st season - 8th at Tech)  
 Alma Mater, Year.....Florida State, 2012  
**Ast. Coach/Pitching/Recruiting Coord.** Matt Taylor (3rd year)  
 Alma Mater, Year.....Columbus State, 2017  
**Assistant Coach/Catchers**.....Scott Stricklin (1st year)  
 Alma Mater, Year.....Kent State, 1993  
**Assistant Coach/Base Runners**.....Josh Schulman (2nd year)  
 Alma Mater, Year.....Rochester, 2015 & Texas A&M, 2017  
**Director of Baseball Operations**.....Trey Yunger  
**Strength and Conditioning**.....Steve Tamborra  
**Athletic Trainer**.....Paul Wolkoff  
**Equipment Manager**.....Bill Shackelford  
**Director of Sports Psychology**.....Dr. Jenny Kraska

**HISTORICAL INFORMATION**

**Record Since 1895**.....2,711-1,727-27 (.610)  
**Record at Mac Nease Baseball Park (since 1985)**  
 .....1,071-349-1 (.754)  
**ACC Regular Season Record (since 1980)**  
 .....642-477-2 (.574)  
**ACC Regular Season Championships (Divisional)**.....10  
 1987, 1993, 1997, 2000, 2004, 2005, (2011, 2019, 2021), 2025  
**ACC Tournament Appearances**.....44  
**ACC Tournament Record**.....84-70 (.545)  
**ACC Tournament Championships**.....9  
 1985, 1986, 1987, 1988, 2000, 2003, 2005, 2012, 2014  
**NCAA Tournament Appearances**.....36  
 1959, 1971, 1985, 1986, 1987, 1988, 1989, 1990, 1991,  
 1992, 1993, 1994, 1995, 1996, 1997, 1998, 2000, 2001,  
 2002, 2003, 2004, 2005, 2006, 2008, 2009, 2010, 2011,  
 2012, 2013, 2014, 2016, 2019, 2021, 2022, 2024, 2025  
**NCAA Tournament Record**.....80-73 (.523)  
**NCAA Super Regional Appearances**.....5  
 2000, 2002, 2004, 2005, 2006  
**College World Series Appearances**.....3  
 1994 (2nd), 2002 (T-5th), 2006 (T-7th)  
**College World Series Record**.....4-5 (.444)

**STADIUM INFORMATION**

**Name**.....Mac Nease Baseball Park at Russ Chandler Stadium  
**Year Opened**.....1985  
**Last Renovated**.....2020-21  
**Capacity**.....3,194  
**Dimensions**.....329-382-390-350-334  
**Fence Height**.....10 feet  
**Address**.....Fowler Street & Fifth Street, Atlanta, Ga. 30332

**2026 TEAM INFORMATION**

**Lettermen Returning**.....24  
**Starting Position Player**.....8  
**Starting Pitchers**.....2  
**Newcomers**.....12

**2025 YEAR IN REVIEW**

**Overall Record**.....41-19  
**ACC Record**.....19-11  
**ACC Finish**.....Regular Season Champions  
**ACC Tournament**.....1-1  
**Final Ranking**.....No. 24

NO.	NAME	POS.	YR	B/T	HT	WT	HOMETOWN(LAST SCHOOL)
0	Michael Dee	INF	FR	R/R	6'2"	174	Stone Mountain, GA. (St. Pius X)
1	Parker Brosius	OF	SR	R/L	6'1"	200	Suwanee, GA. (Lambert HS)
2	Jarren Advincula	INF	JR	L/R	6'2"	195	Santa Clara, Calif. (California)
3	Carson Kerce	INF	JR	R/R	5'11"	200	Marietta, GA. (Pope HS)
4	Alex Hernandez	UTL/RHP	SO	R/R	6'2"	210	Cumming, GA. (Forsyth Central HS)
5	Dominic Stephenson	C/OF	FR	R/R	6'0"	208	Marietta, GA. (Harrison HS)
6	Caleb Daniel	OF	SO	L/R	6'0"	188	Cartersville, GA. (Cartersville HS)
7	Will Baker	INF/OF	SO	L/R	6'0"	197	Upper Coomera, Queensland, Australia
8	Drew Burress	OF	JR	R/R	5'9"	185	Houston County, GA. (Houston County HS)
9	Coleman Lewis	OF	FR	L/R	6'1"	220	Lake Park, GA. (Lowndes HS)
10	Kent Schmidt	INF	JR	L/R	6'0"	225	Marietta, GA. (Georgia Southern)
11	Ryan Zuckerman	INF	JR	R/R	6'4"	230	Yardley, PA. (Pittsburgh)
14	Cade Brown	OF/INF	SO	R/R	6'1"	210	Liburn, GA. (Georgia)
15	Cooper Underwood	LHP	FR	L/L	6'1"	190	Acworth, GA. (Allatoona HS)
16	Charlie Willcox	RHP	FR	S/R	6'3"	218	Santa Rosa Beach, Fla. (South Walton HS)
18	Caden Gaudette	RHP	R-JR.	R/R	6'0"	207	Alpharetta, GA. (Milton HS)
19	Nathanael Coupet	C/INF	R-SO.	R/R	6'0"	218	Boynton Beach, FL (North Broward Prep)
20	Caden Spivey	RHP	SR	R/R	6'2"	193	Vidalia, GA. (Notre Dame)
21	Carson Ballard	RHP	SR	R/R	6'1"	195	Alpharetta, GA. (Wesleyan HS)
22	Tate McKee	RHP	JR	R/R	6'3"	210	Kennesaw, GA. (Mount Paran Christian)
24	Jackson Blakely	RHP	SO	R/R	6'0"	220	Thomaston GA. (Upson-Lee HS)
25	Vahn Lackey	C/INF	JR	R/R	6'2"	215	Suwanee, GA. (Collins Hill HS)
26	Jamie Vicens	RHP	FR	R/R	6'5"	202	Atlanta, GA. (Marist School)
29	Mason Patel	RHP	GR	R/R	6'1"	208	Knoxville, TN Georgia State)
31	Justin Shadek	RHP	R-SO	R/R	6'6"	235	Kinnelon, N.J. (Rutgers)
32	Brett Barfield	LHP	SR	L/L	6'1"	215	Cumming, GA. (Florida State)
34	Drew Rogers	C/INF	SO	R/R	6'1"	220	Tempe, AZ (Hamilton HS)
35	Jake Lankie	RHP	R-SO	R/R	6'2"	191	Alpharetta, GA. (Georgia)
37	Dylan Loy	LHP	JR	L/L	6'0"	208	Pigeon Forge, Tenn. (Tennessee)
39	Tyler Neises	OF/INF	JR	L/R	6'3"	225	Dalton, GA. (Dalton HS)
41	Judson Hartwell	INF/OF	FR	R/R	6'3"	215	Watkinsville, Ga. (Prince Avenue Christian)
43	Dimitri Angelakos	RHP	R-FR	R/R	6'1"	214	Woodstock, GA. (Etowah HS)
49	Kayden Campbell	LHP	SR	R/L	6'1"	210	Cincinnati, OH (Louisville)
54	Riley Hasenstab	RHP	R-FR	R/R	6'2"	218	Duluth, GA. (Duluth HS)
55	Adam McKelvey	LHP	SO	L/L	6'4"	248	Roswell, GA. (Roswell HS)
99	Porter Buursema	RHP	JR	R/R	6'1"	200	Woodstock, GA. (Georgia Southern)

**Coaching Staff**

**Head Coach** – James Ramsey (1st Season)  
**Assistant Coach/Pitching/Recruiting Coord.** – Matt Taylor (3rd Season)  
**Assistant Coach** – Scott Stricklin (1st season)  
**Assistant Coach** – Josh Schulman (2nd season)  
**Director of Pitching** - Jason Richman (3rd Season)  
**Director of Operations** - Trey Yunger (1st season)  
**Player Development Coach** - Steve Tamborra (26th season)  
**Athletic Trainer** - Paul Wolkoff (17th season)  
**Director of Sports Psychology** - Dr. Jenny Kraska (2nd Season)

**PRO-NUN-SEE-AY-SHUN GUIDE**

MICHAEL DEE....."D"  
 PARKER BROSIUS.....BRO-ZHUS  
 JARREN ADVINCULA.....AD-VINK-YOU-LA  
 CADEN GAUDETTE.....GOD-DET  
 NATHANAEL COUPE.....COO-PAY  
 CADEN SPIVEY.....SPY-VEE  
 VAHN LACKEY.....LIKE "VAUGHN"  
 JAMIE VICENS.....VI-SENS  
 JUSTIN SHADEK.....SHAD-ICK  
 TYLER NEISES.....NICE-IS  
 DIMITRI ANGELAKOS.....AN-GEL-LAH-KOS  
 RILEY HASENSTAB.....HAAS-IN-STOB  
 ADAM MCKELVEY.....MICK-KEL-VEE  
 PORTER BUURSEMA.....BIR-SIM-AH  
 JOSH SCHULMAN.....SHOOL-MAN



**RECRUITING SUCCESS**

• Tech has now signed top-5 classes in four of the last seven years, top-10 classes in five of the last seven years, and had six-straight top-20 Perfect Game recruiting classes, leading the Atlantic Coast Conference in all categories.

• The 2025 class was ranked No. 28 overall, due to only having nine commits. Although the average player grade came in at 6.44 - the 15th best in the nation.

• The class featured three signees that signed MLB contracts, notably Ryan Mitchell (2nd round pick by the Cardinals) and Ryan Hall (5th round pick by the Tigers)

• It also features **Cooper Underwood**, the No. 1 LHP from the state of Georgia and the 2025 Prep Baseball Georgia Player of the Year out of Allatoona HS. He turned down a 7 figure signing bonus from the Brewers after they selected him in the 12th round of the 2025 MLB Draft.

• Underwood was named the third starter for the opening weekend series, becoming the first true freshman pitcher to start on opening weekend for the Yellow Jackets since Adam Finateri in 2022.

**JACKETS FROM 2025 NO. 28 RECRUITING CLASS**

Name	Hometown	Position	PG National Ranking
Michael Dee	Stone Mountain, Ga.	INF	---
Judson Hartwell	Watkinsville, Ga.	INF	317
Coleman Lewis	Lake Park, Ga.	OF	214
Dominic Stephenson	Marietta, Ga.	C/OF	152
Cooper Underwood	Acworth, Ga.	LHP	118
Jamie Vicens	Atlanta, Ga.	RHP	201
Charlie Willcox	Santa Rosa Beach, Fla.	RHP	73

• The 2024 freshman class was rated No. 2 in the nation and featured two players ranked in PG's National top-100: Drew Rogers (No. 23 prospect / No. 3 Catcher) and Alex Hernandez (No. 96 prospect / No. 8 3B).

**JACKETS FROM 2024 NO. 2 RECRUITING CLASS**

Name	Hometown	Position	PG National Ranking
Dimitri Angelakos	Woodstock, Ga.	RHP	---
Will Baker	Upper Coomera, Queensland, Australia	INF	---
Jackson Blakely	Thomaston, Ga.	RHP	---
Caleb Daniel	Cartersville, Ga.	UTL	187
Riley Hasenstab	Duluth, Ga.	RHP	---
Alex Hernandez	Cumming, Ga.	RHP/INF	96
Adam McKelvey	Roswell, Ga.	LHP	---
Drew Rogers	Tempe, Ariz.	C	23

**JACKETS FROM 2023 NO. 5 RECRUITING CLASS**

Name	Hometown	Position	PG National Ranking
Drew Burress	Houston County, Ga.	OF	18
Nathanael Coupet	Boynton Beach, Fla.	C	494
Carson Kerce	Marietta, Ga.	INF	334
Vahn Lackey	Suwanee, Ga.	C	---
Tate McKee	Kennesaw, Ga.	RHP	123
Tyler Neises	Dalton, Ga.	INF	---

**JACKETS FROM 2022 NO. 3 RECRUITING CLASS**

Name	Hometown	Position
Parker Brosius	Suwanee, Ga.	OF
Caden Gaudette	Alpharetta, Ga.	RHP
Carson Ballard	Alpharetta, Ga.	RHP

**PRODUCTION FROM THE PORTAL**

• Georgia Tech's lifeblood lies in high school recruiting but in modern college baseball, portal pickups have become a necessity and Tech has used it to collect key pieces of what the college baseball world believes is a national championship caliber roster in 2026.

**JACKETS FROM THE TRANSFER PORTAL**

Name	Position	Year at Tech	Past School
Jarren Advincula	INF	1st	California
Brett Barfield	LHP	3rd	Florida St
Cade Brown	INF	1st	Georgia
Porter Buursema	RHP	2nd	Georgia Southern
Kayden Campbell	LHP	2nd	Louisville
Jake Lankie	RHP	2nd	Georgia
Dylan Loy	LHP	1st	Tennessee
Mason Patel	RHP	3rd	Georgia St
Kent Schmidt	INF	2nd	Georgia Southern
Justin Shadek	RHP	1st	Rutgers
Caden Spivey	RHP	2nd	Notre Dame
Ryan Zuckerman	INF	1st	Pitt

**CARDIAC JACKETS**

• Georgia Tech baseball has been in for exciting baseball since 2019, posting a 40-23 record in one-run games.

• Since James Ramsey joined the Jackets, in 2019, Tech is 43-27 (.614 winning pct.) in one-run games.

**GT BASEBALL RECORD IN 1-RUN GAMES - SINCE 2002**

Year	Record	Pct.
2026	2-0	1.000
2025	7-4	.636
2024	4-3	.571
2023	4-6	.400
2022	6-3	.667
2021	8-4	.667
2020	2-2	.500
2019	10-5	.667
2018	4-5	.444
2017	3-9	.250
2016	8-5	.615
2015	9-3	.750
2014	8-10	.444
2013	8-6	.571
2012	9-7	.563
2011	5-5	.500
2010	5-2	.714
2009	7-3	.700
2008	9-4	.692
2007	5-5	.500
2006	9-6	.600
2005	9-9	.500
2004	10-5	.667
2003	7-4	.636
2002	10-3	.769
<b>TOTAL</b>	<b>168-118</b>	<b>.587</b>

**RAMMER TIME - A NEW ERA OF TECH BASEBALL**

• 2026 is the first season for new Head Coach **James Ramsey** who had been serving as an assistant coach for the past seven seasons.

• Since Ramsey took over coaching the offense in 2019, Georgia Tech leads the ACC in batting average (.312), OPS (.931), OBP (.415), slugging (.518), hits (4,387), doubles (884) and SAC Flies (221), they are second in runs (3,317), triples (94) and RBI (3,063) and third in HR (616).

• Ramsey takes over for the legendary head coach, and Hall of Famer, **Danny Hall**, who retired after his 32nd season in 2025 with the ninth-most wins in college baseball history - 1,452

• This is the first time Tech has had a new head coach since Hall took over in 1994, leading the Yellow Jackets to the College World Series final on the backs of three 1st round draft picks: Nomar Garciaparra, Jason Varitek and Jay Payton.

• This season, Ramsey takes over a team with similar expectations and possibly more 1st round picks. Drew Burress is considered the top outfielder in the upcoming draft along with Vahn Lackey, the top catcher in the class. Jarren Advincula and Alex Hernandez are both projected as Top 50 prospects with the opportunity to play themselves into the 1st round with a strong 2026.

**Returning the Culture**

• Georgia Tech baseball returns eight of the nine players from the starting lineup of the opening game of the Oxford Regional last season: CF Drew Burress, 1B Kent Schmidt, RF Alex Hernandez, C Vahn Lackey, LF Caleb Daniel, 3B Carson Kerce, 2B Will Baker and DH Drew Rogers.

• The Jackets return 11 hitters from last years team, returning 519 hits (82%), 119 doubles (80%), nine triples (75%) 72 home runs (77%) and 375 RBI (80%).

• They return the 2025 team-leaders in batting average (Kent Schmidt - .397), slugging pct. (Drew Burress - .693), on-base pct. (Drew Burress - .469), runs scored (Drew Burress - 77), hits (Vahn Lackey and Alex Hernandez - 77), RBI (Alex Hernandez - 69), doubles (Drew Burress - 23) and home runs (Drew Burress - 19)

• Alex Hernandez was named 2025 ACC Freshman of the Year, giving Tech back-to-back ACC Freshman of the Year after Drew Burress took home the award in 2024. Georgia Tech was already the only program in conference history to win the award in back-to-back seasons after doing so in 1991 (Jason Varitek) and 1992 (Nomar Garciaparra) - now having done so twice.

• Hernandez became the 7th Yellow Jacket to win Freshman of the Year, joining GT legends Drew Burress (2024), Matt Wieters (2005), Micah Owings (2003), Mark Teixeira (1999), Nomar Garciaparra (1992), and Jason Varitek (1991).

• He earned the award after setting a Georgia Tech freshman record with 69 RBI.

• Georgia Tech is now tied with North Carolina for the most freshman of the year awards in ACC history. Since the conference first began awarding them back in 1991, GT and UNC are the only programs with more than five.

• Burress earned his ACC FOTY award and the National Freshman of the Year honor after slugging .821 in 2024- the highest single season slugging percentage in program history, with a minimum of 200 at bats. It was the 4th highest slugging percentage in a single season by a Yellow Jacket, the best since 1926 and the first .800+ slugging season in 45 years (Tommy Thompson (.811) – 1979).

**HIGHEST SLUG % - SINGLE SEASON - GT HISTORY**

Name	TB-AB	Slugging %	Season
1. Tom Angley	93-100	.930	1926
2. Bobby Reeves	97-109	.890	1926
3. Doug Wycoff	81-98	.827	1926
<b>4. Drew Burress</b>	<b>179-218</b>	<b>.821</b>	<b>2024</b>
5. Tom Angley	68-83	.819	1925
6. Tommy Thompson	103-127	.811	1979
7. Jason Varitek	182-228	.798	1993
8. Nomar Garciaparra	213-274	.777	1994
9. Mark Teixeira	186-241	.772	2000
10. Riccardo Ingram	179-237	.755	1987

• The Jackets lineup, lauded by D1 Baseball's Aaron Fitt as "the best position player group...and it's not even close," returns All-Americans Drew Burress and Alex Hernandez, Freshman All-American Caleb Daniel and Buster Posey Award semifinalist Vahn Lackey.

• Tech led the nation in doubles last season (149) and return 119 of those to the lineup this year, while adding in Jarren Advincula (17) & Ryan Zuckerman (16).

**2025 NATIONAL RANKINGS - DOUBLES**

Rank	Team	Conference	Doubles
<b>1.</b>	<b>Georgia Tech</b>	<b>ACC</b>	<b>149</b>
1.	Arizona State	Big 12	149
1.	High Point	Big South	149
4.	New Mexico	Mountain West	148
4.	Murray St.	Missouri Valley	148
6.	Austin Peay	ASUN	141
7.	USC Upstate	Big South	140
8.	Arizona	Big 12	137
9.	California Poly	Big West	136
9.	LSU	SEC	136

• The Jackets were the only Power 4 team with three players at 20+ doubles last year: Burress (23), Kyle Lodise (20) & Carson Kerce (20)

• Tech also returns 60 % of its innings pitched from 2025, including Friday night starter Tate McKee and National Stopper of the Year Finalist/NCBWA All-American, Mason Patel.

• The Jackets pitching staff delivered a 9.37 K/9 rate last season, the third highest in program history.

**2025 REGULAR SEASON ACC CHAMPIONS**

• The Yellow Jackets won their 10th ACC regular season championship with an ACC leading 19 wins in conference play.

• It was the first outright Atlantic Coast Conference regular-season championship in 20 years: 1987, 1993, 1997, 2000, 2004, 2005, 2011 and now 2025 (Divisional titles in 2019 and 2021).

• In true #CardiacJackets form, the team clinched the regular season title on the final day of conference play, with an 8-2 victory at Duke in which Drew Burress went 4-for-4 in the win, reaching base five times with a single, two doubles, a home run and a hit-by-pitch for his 5th-career four-hit game and his second of the weekend.

• Tech finished the 2025 season with a 41-19 record, the best winning percentage since 2019.

• GT pitching held opponents to 8.84 hits-per-nine innings this year, the lowest mark in over a decade (8.43 in 2014).

• The Jackets finished with a 13-7 record on the road (.650 winning %) – tied for the best road record since 2011 (14-3) and the 5th-best road record with at least 20 games played in program history.

• Vahn Lackey was named a semifinalist for the Buster Posey National Collegiate Catcher of the Year award. Georgia Tech is one of three programs with multiple Buster Posey Award winners (Kevin Parada in 2022 and Joey Bart in 2018), alongside Florida State and Southern California.

• Mason Patel became the first finalist for the National Stopper of the Year award in program history, after becoming the first Yellow Jacket in program history to win 11 games without making a single start. His 11 wins last year was the 13th-most in a single season in GT history, most since Kyle Bakker posted 13 wins in 2002.

**THE JACKETS RAKE WITH RAMSEY**

• Since Ramsey took over coaching the offense in 2019, Georgia Tech leads the ACC in batting average (.311), OPS (.929), OBP (.413), slugging (.516), hits (4,349), doubles (878) and SAC Flies (221), they are second in runs (3,288), triples (94) and RBI (3,037) and third in HR (611).

• Over Ramsey's tenure, the Georgia Tech offense has led the nation in multiple categories and have been the class of the ACC - one of the nations most difficult conferences.

**GEORGIA TECH — 2025 FINAL NAT'L/ACC RANKS**

Category	No.	D1 Rank	ACC Rank
Doubles	149	1st	1st
SAC Flies	40	1st	1st
Doubles per game	2.48	7th	1st
Slugging %	.540	11th	2nd
Batting Average	.315	12th	1st
Runs	506	22nd	4th
Hits	632	25th	3rd
Scoring	8.4	26th	2nd
On-Base %	.416	28th	3rd
Home Runs	93	30th	4th

**GEORGIA TECH — 2024 FINAL NAT'L/ACC RANKS**

Category	No.	D1 Rank	ACC Rank
Base on Balls	360	10th	3rd
On-Base Percentage	.420	17th	2nd
Batting Average	.305	29th	6th
Slugging Percentage	.516	30th	7th

**GEORGIA TECH — 2023 FINAL NAT'L/ACC RANKS**

Category	No.	D1 Rank	ACC Rank
Doubles/Game	2.49	3rd	2nd
Average	.323	4th	2nd
Doubles	142	10th	2nd
Slugging percentage	.538	11th	1st
On-base percentage	.416	15th	3rd

**GEORGIA TECH — 2022 FINAL NAT'L/ACC RANKS**

Category	No.	D1 Rank	ACC Rank
Runs per game	9.4	3rd	1st
Average	.327	1st	1st
On-base percentage	.419	6th	2nd
Slugging percentage	.551	5th	2nd
Home runs	115	10th	3rd

**GEORGIA TECH — 2021 FINAL NAT'L/ACC RANKS**

Category	No.	D1 Rank	ACC Rank
Doubles	127	8th	1st
Hits	566	25th	2nd
Home Runs	73	27th	5th

**GEORGIA TECH — 2020 FINAL NAT'L/ACC RANKS**

Category	No.	D1 Rank	ACC Rank
SAC Flies	14	3rd	1st
Doubles	35	28th	7th

\* 2020 season cut short after 16 games

**GEORGIA TECH — 2019 FINAL NAT'L/ACC RANKS**

Category	No.	D1 Rank	ACC Rank
SAC Flies	41	4th	1st
Walks	357	7th	3rd
Batting Average	.297	22nd	1st
On-Base %	.406	11th	1st
Runs	464	16th	3rd
Scoring	7.5	16th	3rd
Hits	635	17th	2nd
Slugging %	.459	27th	3rd

**HITTING**
**LIVING UP TO EXPECTATIONS IN 2026**

- The Yellow Jackets offense entered the 2026 season with as lofty of expectation as you can imagine, being lauded as "the best position player group... and it's not even close," by D1 Baseball's Aaron Fitt. Additionally, D1 Baseball's Bradley Smart gushed over the talent in the Tech lineup when he said, "This position player group has a chance to be the best in the country. Full Stop."
- Through 35 games, the Yellow Jackets have lived up to the hype, exploding for a Power 4 BBCOR era record 393 runs against Bowling Green (50), Georgia Southern (25), Stony Brook (51), Georgia State (8), Northwestern (44), Virginia Tech (36), West Georgia (14), Clemson (28), Auburn (15), Pitt (32), NC State (19), California (33), Kennesaw State (11) and Florida State (29).
- In 9 weekend series, the Jackets are averaging 11.5 runs/game overall & 9.8 runs/game across 6 ACC series.
- 393 runs through the first 35 games of the regular season is the most in the program's 131-year history and the + 246 margin of victory is also the largest in program history.
- Tech has scored at least 10 runs in 21 of 35 games this season - 60 % of all games.
- The Jackets are the only Power 4 team, and one of only two programs in the BBCOR era to record this many runs through the first nine weekends of a regular season. (Also New Mexico State in 2019).
- GT holds the Power 4 BBCOR era record for the highest batting average (.359), on-base percentage (.477) and the most runs (393) through nine weeks.
- The 50 runs against BGSU were the most Tech has scored over an opening weekend three-game series in program history.
- The 50-11 overall score was the largest margin of victory (39) for a three-game series since Tech swept Western Carolina by a 47-run margin back in 2019.
- The 27 run outburst in the second game of the series vs. Bowling Green is tied for the most runs scored by GT in a single game since 1994 – Danny Hall's first year with Georgia Tech, and the year the Yellow Jackets finished runners-up at the College World Series.
- The Jackets went on to win their three non-conference weekend series by at least a 30-run margin: +39 vs. BGSU, +33 vs. Stony Brook and +32 vs. Northwestern.
- 25 runs at Georgia Southern are the most GT has ever scored in the series' 144 game history, while the 24-run victory was the largest margin of victory in the BBCOR era (since 2011) and the largest since defeating Virginia Tech by 25 runs on May 14, 2005 (27-2).
- Tech delivered its third 20+ run game of the season on Sunday against Stony Brook (Feb. 22). It was the third 20-run game of the season, matching the BBCOR era record for a single season and the most, overall, since 2010.
- GT smashed Virginia Tech 16-1 in its ACC opener, the most in an ACC opener since scoring 25 against Maryland in 1995.
- The 15-run margin of victory is the most in Tech has had an ACC game since beating Clemson, 18-2, last year.

They matched that 15-run margin this past weekend, defeating Cal 17-2 (7) in that series opener.

- Tech would go on to defeat Cal 33-7 over the series, the largest margin of victory in an ACC series since 2011.
- GT set a program record with three straight run-rule victories over Power 4 competition: 10-0 (8) vs. No. 14 NC State / 13-3 (8) vs. No. 11 Auburn / 17-2 (7) at Cal.
- The 13-3 (8) win over No. 11 Auburn was played in front of the largest midweek crowd in Mac Nease Baseball Park history (4,033). It was the first game decided by run-rule in program history against an SEC team, giving Tech a 1-0 record vs. the SEC in games decided by a run-rule.
- The 13 runs scored were the most Tech has put up on an SEC opponent since scoring 13 against Georgia in 2013 and the most runs Tech has scored against Auburn since scoring 20 against them back in 2004.
- Tech scored 29 runs in a series sweep over No. 5 Florida State winning the series 29-9 overall, the largest score differential in a series against the Seminoles in program history.

**SETTING THE TONE IN THE SERIES**

- Tech has won the series opener of all nine series this season for the first time in program history.
- Georgia Tech has been dominant in series openers this season, winning all nine by a combined score of 103-29, including four run-rule victories: 17-3 (7) vs. Northwestern / 16-1 (7) vs. Virginia Tech, 10-0 (7) at No. 8 Clemson and 17-2 (7) at California.
- Tech is outscoring opponents 61-16 in its six ACC series openers, an average of 10.1 runs for and only 2.7 against.
- A major factor in the Jackets' incredible series starts has been the starting pitcher, Tate McKee. He has made 25 consecutive series opening starts, leading GT to a 21-4 record in those games. Tech has won each of the last 12 series begun by him dating back to last season.

**GENERATIONAL OFFENSE**

- The Yellow Jackets enter this weekend as the best offense in the country and the best offense in modern college baseball history. In the 16 seasons of the BBCOR era, the 2026 Yellow Jackets have produced the highest batting average (.359), on-base percentage (.477) and the most runs (393) through 9 weeks.
- Tech leads Division I in five standard statistical categories: batting average (.359), on-base percentage (.477), slugging percentage (.630), OPS (1.107) and runs (393) and are Top 10 in multiple others: hits (2nd – 437), walks (2nd – 240), doubles (3rd – 90) and home runs (6th – 73).
- The Jackets also lead Division I in five advanced stats: BABIP (.416) WOPA (.493) WRC (369) WRAA (132) and WRC+ (156).
- The Jackets are the only team with an OPS over 1.100 (1.107) leading by .037 over the next closest team (Georgia - 1.070).
- Tech is the only team in Division I with an OBP over .455, coming in .025 points ahead of the next best team: Texas Tech (.452).
- The Jackets are scoring an average of 1.1 runs/game more than the next closest team - Texas Tech (10.1).
- Tech leads the nation with 8 different players posting an OPS over 1.000

**GEORGIA TECH — 2026 NAT'L/ACC RANKS**

Category	No.	D1 Rank	ACC Rank
OPS	1.107	1	1
Batting Average	.359	1	1
Slugging %	.630	1	1
On-Base %	.477	1	1
Runs	393	1	1
Scoring (Runs/Game)	11.2	1	1
BABIP	.416	1	1
WOBA	.493	1	1
WRC+	156	1	1
WRC	369	1	1
WRAA	132	1	1
Hits	437	2	1
Walks	240	2	2
Doubles	90	3	1
Doubles/Game	2.57	3	1
HR/Game	2.09	3	1
Home Runs	73	6	1

- Carson Kerce leads the NCAA with 20 doubles this season. He is averaging 0.57 doubles/game which puts him on pace for 31 by the end of the season. The program record is 27, set by Jay Payton in 1994.
- GT is the only program to have five players with an OBP of at least .490 this season: Vahn Lackey (.519), Will Baker (.497), Jarren Advincula (.494), Alex Hernandez (.490) and Carson Kerce (.490).
- The Yellow Jackets are the only team with four different players batting over .380: Jarren Advincula (.422), Carson Kerce (.402), Vahn Lackey (.398) and Will Baker (.373).
- Georgia Tech is the only team in the nation with six players with at least 38 runs scored. No other program has more than four: Vahn Lackey (49), Drew Burress (49), Will Baker (41), Jarren Advincula (39), Alex Hernandez (38) and Ryan Zuckerman (38).
- Tech is the only Power 4 team with 5 players slugging over .650 this season, no other Power 4 team has more than three: Vahn Lackey (.789), Ryan Zuckerman (.717), Carson Kerce (.680), Will Baker (.655) and Caleb Daniel (.651).

**2026 NAT'L/ACC RANKS - INDIVIDUAL**

Player	Category	No.	D1 Rank	ACC Rank
Carson Kerce	Doubles	20	1	1
Jarren Advincula	Hits	62	2	1
Carson Kerce	2B/Game	0.57	2	1
Jarren Advincula	Hits/Game	1.77	3	1
Vahn Lackey	Runs	49	7	1
Drew Burress	Runs	49	7	1
Vahn Lackey	Runs/Game	1.40	8	2
Drew Burress	Runs/Game	1.40	8	2
Jarren Advincula	Avg.	.422	9	2
Vahn Lackey	OPS	1.308	13	6
Kent Schmidt	BB/Game	1.04	15	3
Vahn Lackey	Slug. %	.7889	17	5
Vahn Lackey	Total Bases	101	19	3
Carson Kerce	Avg.	.402	24	5
Vahn Lackey	RBI	45	25	4

**STREAKS**

- The Jackets hold a number of hitting and on-base streaks this season

**Active Hitting Streaks - GT Baseball**

Name	Hit Streak	Since	Longest
Drew Burress	10 games	March 28	12
Vahn Lackey	5 games	April 4	11
Ryan Zuckerman	4 games	April 7	11
Carson Kerce	4 games	April 7	7

**Active On-Base Streaks - GT Baseball**

Name	On Base Streak	Since	Longest
Ryan Zuckerman	17 games	March 13	Same
Vahn Lackey	14 games	March 20	30
Drew Burress	11 games	March 27	56
Will Baker	8 games	March 31	15
Kent Schmidt	4 games	April 7	26
Carson Kerce	4 games	April 7	19

- Drew Burress held a 56 game on-base streak from April 28, 2024 - April 19, 2025 - the 5th longest on-base streak in program history, and the longest since 2007.

**Longest On-Base Streaks - GT Baseball History**

Name	Started	Ended	Streak
Danny Payne	2006	2007	80
Scott Jordan	1984	1985	79
Jason Varitek	1993	1994	65
Mark Teixeira	2000	2001	58
Richard Lewis	2000	2001	56
<i>Drew Burress</i>	<i>April 28, 2024</i>	<i>April 19, 2025</i>	<i>56</i>

- Earlier this season, Vahn Lackey set a career high with an 11 game hit streak.
- Advincula's had a 15-game hitting streak snapped on Tuesday vs. Kennesaw State, tied for the longest streak of his college career & the longest by any Jacket this season.
- Kent Schmidt set a career high with a 26 game on-base streak that extended back into 2025.
- Alex Hernandez held a 34 game on-base streak, reaching base in the first 31 games he played in 2026. It was the longest on-base streak since Burress' 56 game streak across 2024-25.

**Last Thursday: GT 4 - Florida State 3**

- Georgia Tech has won the series opener of all nine series this season for the first time in program history.
- Tech is outscoring opponents 103-29 in series openers this season and 61-16 in series openers in ACC play.
- Sophomore Will Baker went 2-for-3 with a home run, a walk and two runs scored.
- The home run was his 5th of the season, putting him one shy of the six home runs he put together in his freshman season.
- He led the team with two runs, marking his 10th multi-run game of the year, something he only accomplished twice as a freshman in 2025.
- Baker has now scored 38 runs this season, exactly double the season output from his freshman year.

- Junior Jarren Advincula recorded a pair of hits, going 2-for-4. It was his team-leading 20th multi-hit game of the season, giving him multiple hits in 60.6 % of his games played as a Yellow Jacket.

- He leads the team with 20 hits over the current 10-game winning streak and 30 hits in conference play.

- In the 10-game winning streak, Advincula is slashing .476 avg. /.542 OBP /.762 slugging, all team highs.

- Junior Drew Burress extended his hitting streak to eight games with an RBI bloop single in the sixth inning to give Tech the 4-3 lead.

- He went 1-for-5 on the day, only the third time in his eight-game streak in which he hasn't recorded multiple hits.

- Over the current nine-game winning streak, Burress leads the team with 15 runs scored and is second on the team with 15 hits (behind only Advincula's 20).

- Junior Ryan Zuckerman extended his on-base streak to a team-high 15 games, going 2-for-4 with a pair of singles and a walk.

- Junior Carson Kerce recorded a pair of hits, going 2-for-4 and coming around to score the winning run.

- He made a number of hustle plays in the three-run sixth inning to help lift Tech to the win, beating out an infield single before going first-to-third on a wild pitch and come home to score on Burress' bloop single.

- He has now recorded 15 multi-hit games this season, tied with Vahn Lackey for the second-most on the team, behind Advincula.

- Sophomore Alex Hernandez saw his on-base streak end after 34 consecutive games, the longest streak by any Yellow Jacket since Burress' 56 game streak from last season.

**Last Friday: GT 8 - Florida State 3**

- Georgia Tech has won its first nine series of the season for the first time in program history and its first six ACC series for the first time since 2005.

- This is the first series victory over a Top-5 ranked opponent since 2022 and the third series victory over a Top 15 team this season, matching the season total from 2024.

- Junior Jarren Advincula finished with three hits, tied with Carson Kerce for the most on the team, going 3-for-5. It was his team-leading 21st multi-hit game of the season, giving him multiple hits in 61.8 % of his games played as a Yellow Jacket.

- He leads the team with 23 hits over the current 10-game winning streak and 33 hits in conference play.

- In the 11-game winning streak, Advincula is slashing .489 avg. /.547 OBP /.745 slugging, all team highs.

- He leads the ACC with 59 hits this season, averaging 1.7 hits per game and putting him on pace for 93 hits over the course of the regular season. With potential postseason games, that would put him in striking distance of being the first 100-hit player at GT since 2005 (Wes Hodges & Tyler Greene).

- Junior Carson Kerce also produced three hits, going 3-for-4 with a run scored and two doubles. It was his 16th multi-hit game of the season, the second most behind Advincula, and his 5th game with multiple doubles.

- He becomes the first player in the nation to reach 20 doubles this season, averaging an NCAA-best .59 doubles per game.

- Kerce is on pace for 31 doubles in the regular season alone, which would break the program record (27) set by Jay Payton in 1994. His next double will put him in an 11-way tie for the 18th most in a single season in program history.

- Junior Drew Burress continues to swing a hot bat, extending his hitting streak to a team-best nine games by going 1-for-3 with two walks and two runs scored.

- His single in the third inning came with no runners on and two-outs, sparking the two-out rally that would give the Jackets a 4-1 lead.

- He has scored 45 runs this season, the second most on the team behind Vahn Lackey (47). Burress has scored 195 runs over his career, 15th most in Georgia Tech history.

- He is now one run away from tying the BBCOR era program record for career runs, currently held by Wade Bailey (196 runs – 2015-18).

- Over the current 11-game winning streak, Burress leads the team with 17 runs scored and is second on the team with a .472 OBP – behind only Advincula (.547).

- Lackey delivered a two-RBI single in the eighth inning to give the Jackets some insurance (6-2). He leads the team with 44 RBI this season, a new career high.

- So far, Lackey leads the team in runs (47), RBI (44), total bases (97), slugging percentage (.776), on-base percentage (.516) and stolen bases (7-for-7).

- Junior Ryan Zuckerman extended his on-base streak to a team-high 16 games, going 2-for-5 with a two RBI double off the wall in the 3rd

- This was his 12th game with multiple RBI, tied with Advincula for the most on the team.

- For the season, Zuckerman has posted 42 RBI, already only six behind his previous career high (48).

- Sophomore Alex Hernandez bounced back after losing his 34-game on-base streak in the series opener, going 2-for-4 with a two-RBI single to give the Jackets the lead in the four-run third inning.

- That two-run single gave him 100 career RBI as a Yellow Jacket in just 92 games played.

**Last Saturday: GT 17 - Florida State 3 (7)**

- Georgia Tech has swept three straight ACC series for the first time since 2011.

- This was Georgia Tech's first sweep of the Seminoles since 2006, which was also the last time the Jackets swept a top 5 team (No. 5 FSU April 21-23, 2006).

- The 17-run outburst today was the second-most runs GT has ever scored against FSU and the most since scoring 18 against them back in 2005.

- Tech scored 10 runs in the sixth inning, marking the second 10+ run inning of the season - after scoring 11 runs on opening weekend against Bowling Green - and the 26th 5+ run inning of the year.

- It was the first 10-run inning in an ACC game since scoring 10 against No. 3 Clemson last season – tied for the most in a single inning of an ACC game since hanging 12 runs on Duke back on May 18, 2018.
- Junior Drew Burress produced his fourth career 4-for-4 day, collecting a home run, three singles and a walk. He came around to score four times, one shy of the career high he set his freshman season at Virginia.
- He extended his hitting streak to a team-high 10 games dating back to March 28.
- He has scored 49 runs this season, tied with Vahn Lackey for the most on the team. Burress has scored 199 runs over his career, the 12th most in Georgia Tech history.
- He now holds the BBCOR era program record for runs in a single season, passing Wade Bailey (196 runs – 2015-18).
- He hit his 51st career home run in the 10-run sixth inning. Burress already holds the GT BBCOR era record for career home runs and moves one step closer to Andy Bruce (52) for the 4th-most home runs in Georgia Tech history.
- Burress is now only six home runs away from tying Jason Varitek for the Georgia Tech home run record (57) set back in 1994.
- Over the current 12-game winning streak, Burress is slashing .417 avg / .517 OBP / .646 slugging and leads the team with 21 runs scored. He is second on the team in average, hits and on-base percentage – behind only Jarren Advincula (.552).
- Junior Jarren Advincula finished with three hits, going 3-for-5 with two RBI and a run scored. It was his team-leading 22nd multi-hit game of the season, giving him multiple hits in 62.9 % of his games played as a Yellow Jacket.
- He leads the team with 26 hits over the current 12-game winning streak and 36 hits in conference play.
- In the 12-game winning streak, Advincula is slashing .500 avg. / .552 OBP / .750 slugging, all team highs.
- He leads the ACC with 62 hits this season, averaging 1.8 hits per game and putting him on pace for 95 hits over the course of the regular season. With potential postseason games, that would put him in striking distance of being the first 100-hit player at GT since 2005 (Wes Hodges & Tyler Greene).
- Advincula has driven in 42 RBI this season, the third most on the team behind only Lackey and Zuckerman.
- Junior Carson Kerce also produced three hits, going 3-for-4 with two runs scored and a career high five RBI. It was his 17th multi-hit game of the season, the second most behind only Advincula.
- He hit his fourth home run of the season in the second inning, tying the game 2-2 at the time. He has now matched his career high for home runs in a single season and is two away from matching his career total from his first two years combined (6).
- Kerce did not hit a double today but is still on pace for 31 doubles in the regular season, which would break the program record (27) set by Jay Payton in 1994. His next double will put him in an 11-way tie for the 18th most in a single season in program history.
- He leads the team with 25 extra base hits this season, breaking his previous career high (24) set last season.
- Junior Vahn Lackey went 1-for-3 with a pair of walks and a solo home run, going back-to-back with Burress in the 10-run sixth inning.

- It was his 12th home run of the season, tying him with Ryan Zuckerman for the most on the team.
- So far, Lackey leads the team in runs (tied with Burress – 49), RBI (45), total bases (101), slugging percentage (.789), on-base percentage (.519) and stolen bases (7-for-7).
- Junior Ryan Zuckerman extended his on-base streak to a team-high 17 games, going 1-for-4 with a two RBI double in the sixth inning.
- This was his 13th game with multiple RBI, tied with Advincula for the most on the team.
- For the season, Zuckerman has posted 44 RBI, already only four behind his previous career high (48).
- Sophomore Caleb Daniel smashed a leadoff solo home run on the first pitch of the sixth inning to begin the onslaught. It was his eighth of the season, a new career best.
- Sophomore Alex Hernandez went 1-for-5 with an RBI single, giving him 101 career RBI as a Yellow Jacket in just 93 games played.

#### Last Midweek: GT 11 - Kennesaw State 4

- GT is on a nine-game winning streak, tied for its longest in a decade (since 2016). Four of the wins in this streak came against Top 15 opponents (three vs. No. 14 NC State and one vs. No. 11 Auburn).
- Tech has scored at least 10 runs in 20 of its 32 games played this season (62.5 % of total games)
- The Jackets scored five runs in the fifth inning, marking the 24th inning of the season with at least five runs across (9.5 % of total innings played on offense). Tech has had a 5+ run inning in five of the nine games on their current win streak.
- Junior Kent Schmidt delivered his second-career two homer day, going 2-for-4 with two home runs and three RBI. They were his 3rd and 4th homers of the season, putting him one away from tying the career high he set last season.
- Schmidt, who leads the team in RBI during ACC play (23) also holds the most RBI of any Yellow Jacket over the course of the current nine-game winning streak (15) thanks to his three home runs, also a team high for the streak.
- Junior Vahn Lackey led the team with three hits and three RBI tonight, going 3-for-5 with a triple and a bases clearing hit in the five-run fifth inning.
- This was his sixth three-hit game of the season and the 11th of his career. He is second on the team with 48 hits, behind only the ACC hits leader, Jarren Advincula.
- He continues to lead the team in runs (45), RBI (42), total bases (95), slugging (.819), OBP (.531) and stolen bases (7-for-7) this season.
- One category Lackey is no longer leading the team in is home runs, that's because junior Ryan Zuckerman launched his 12th of the season today, a solo shot in the third inning to cut the deficit to just one run (2-3). He is one home run shy of his career high (13), set while playing at Pitt last season.
- The homer gave Zuckerman his only RBI of the day, bringing his season total to 40, two shy of Lackey for the most on the team.
- Junior Drew Burress continues to swing a hot bat, going 2-for-4 with an RBI, a run scored and a walk.
- He has scored 43 runs this season, the second most on the team behind Vahn Lackey (45). Burress has scored 193 runs over his career, tied with GT Hall of Famer Andy Bruce (1988-91) for the 17th most in Georgia Tech history.
- He is now three runs away from tying the BBCOR era program record for career runs, currently held by Wade Bailey (196 runs – 2015-18).

- He extended his hitting streak to seven games. He has recorded multiple hits in five of the seven games on this streak.
- Over the current nine-game winning streak, Burress leads the team with 15 runs scored and is second on the team with a .488 OBP – behind only Advincula (.535).
- Advincula saw his career-long 15 game hit streak brought to an end tonight after the KSU center fielder made a diving grab on a line drive in the eighth inning. He would still manage to find a way to contribute, driving in Lackey with an RBI groundout in the third inning for Tech's first run.
- Sophomore Alex Hernandez extended his on-base streak to a career best 34 games with a 1-for-3 game. He has reached base in every game this season.
- Junior Carson Kerce hit his NCAA leading 18th double of the season. He is hitting doubles on a .56/game rate this season, putting him on pace for 30 this season. The program record is 27, set by Jay Payton in 1994.

#### Last Game vs. Ga. Southern: GT 25 - GS 1

- Junior Ryan Zuckerman delivered his second three-hit performance of the season, going 3-for-5 with five RBI, a double and a triple.
- Sophomore Will Baker went 3-for-4 with a walk, ending his on-base streak at 12 consecutive plate appearances and lowering his batting average from .778 to .769 for the season.
- Junior Vahn Lackey returned to his catching duties, going 2-for-4 with his first home run of the season and four RBI.
- His home run made it a 13-0 game in the top of the third inning, while Georgia Southern had yet to hit the ball out of the infield on offense.
- Junior Kent Schmidt recorded three hits, going 3-for-4 with three RBI for his first multi-hit game of the season.
- Junior Drew Burress delivered two RBI while going 3-for-4.
- Senior Parker Brosius recorded his fourth-career home run in the 7th He finished the night with three RBI
- Sophomore Alex Hernandez went 2-for-4 with three runs scored and two RBI.
- Junior Jarren Advincula delivered his second multi-RBI game of the season, driving in a pair to bring his total to five.
- Freshman Judson Hartwell delivered his first-career RBI tonight, collecting his second career hit in his second career at bat. His RBI single drove in Zuckerman for the 25th run of the game.

### GAME-WINNING PLAYS

*Game-winning plays are ones that give Tech the lead or break a tie en route to win*

Game	Play	Inning	Final
vs BGSU	Daniel - ITP Home Run	3rd	11-5
vs BGSU	Hernandez - 3-run HR	3rd	27-4
vs BGSU	Lackey - RBI Single	1st	12-2
at GS	Schmidt - RBI Single	1st	25-1
vs. SBU	Hernandez - 2-run HR	5th	14-5
vs. SBU	Lackey - Solo HR	5th	10-5
vs. SBU	<i>Lackey - RBI Single</i>	10th	6-5
vs. SBU	Burress - Solo HR	1st	21-3
vs. NU	Daniel - Solo HR	2nd	17-3
vs. NU	Baker - 2 RBI single	2nd	13-3
vs. NU	Zuckerman - Solo HR	5th	14-6
at GSU	Baker - SAC Fly	4th	4-1
vs VT	Schmidt - 2 RBI single	1st	16-1
vs VT	Lackey - 2-run HR	7th	14-5
vs. UWG	Hernandez - Solo HR	1st	14-0
at CU	Burress - 2-Run HR	3rd	10-0
at CU	Lackey - Solo HR	2nd	9-3
at Pitt	Schmidt - RBI Single	1st	11-9
at Pitt	Schmidt - RBI Double	2nd	12-4
NC State	Advincula - Solo HR	1st	3-1
NC State	Burress - RBI Triple	8th	6-4
NC State	Lackey - RBI groundout	1st	10-0
Auburn	Burress - 2 RBI double	2nd	13-3
at Cal	Advincula - 2 RBI double	1st	17-2
at Cal	Schmidt - RBI FC	1st	7-2
at Cal	Burress - Solo HR	1st	9-3
KSU	Lackey - RBI single	4th	11-4
FSU	Burress - RBI single	6th	4-3
FSU	Hernandez - 2 RBI single	3rd	8-3
FSU	Hernandez - RBI single	5th	17-3

*italics indicates Walk-Off hit*

### GAME-WINNING RBI LEADERS

Player	2026	Career at GT
Drew Burress	5	17
Alex Hernandez	5	10
Vahn Lackey	7	9
Kent Schmidt	5	9
Parker Brosius		5
Carson Kerce		5
Caleb Daniel	2	5
Will Baker	2	5
Jarren Advincula	2	2
Tyler Neises		1
Ryan Zuckerman	1	1

### CAREER WALK-OFF HITS

Player (Date)	Play	Inning	Final
Parker Brosius (3/8/24 vs. YSU)	2-RBI double	8th	15-5
Parker Brosius (4/2/24 vs. Presbyterian)	RBI bunt single	7th	9-8
Drew Burress (2/15/25 vs. ODU)	Grand Slam	9th	7-3
Alex Hernandez (3/2/25 vs. WMU)	2-run HR	7th	13-3
Drew Burress (4/12/25 vs. Cal)	RB Single	8th	15-5
Kent Schmidt (4/27/25 vs. UVA)	Solo HR	10th	7-6
Will Baker (2/14/26 vs. BGSU)	2-RBI double	7th	12-2
Vahn Lackey (2/21/26 vs. SBU)	1-RBI single	10th	6-5
Will Baker (2/28/26 vs. NU)	SAC Fly	7th	13-3
Jarren Advincula (3/29/26 vs. NCSU)	RBI Single	8th	10-0
Caleb Daniel (3/31/26 vs. Auburn)	Solo HR	8th	13-3

### JACKETS IN THE POLLS

WEEK	BA	USA	NCBWA	D1	PG
Preseason	4	4	4	5	2
Week 1	4	4	4	5	2
Week 2	4	4	4	5	2
Week 3	4	5	4	5	3
Week 4	4	4	4	4	3
Week 5	3	3	3	3	3
Week 6	3	3	3	3	3
Week 7	3	3	3	3	3
Week 8	3	3	3	3	2
Week 9	2	2	2	2	2

BA = Baseball America, USA = USA Today,

D1 = D1Baseball.com, PG = Perfect Game

N/A = poll not out before release of notes

rv = receiving votes

The Yellow Jackets were the highest ranked team in the conference across four different national preseason top-25 polls: No. 2 (Perfect Game), No. 4 (Baseball America), No. 4 (USA Today Coaches Poll) and No. 5 (D1 Baseball).

The No. 2 preseason ranking is the fourth highest in program history and the highest since 2003 (BA), 2001 and 1994 when the Jackets were preseason No. 1.

Tech earned its highest preseason ranking from Baseball America since 2006 (the last time GT reached the College World Series)

The No. 4 ranking from the Coaches Poll was the highest in that poll since Tech was ranked preseason No. 2 in 2003.

The No. 5 ranking from D1 Baseball was the best Tech has received since the publication began doing preseason rankings in 2014.

The Yellow Jackets are officially a consensus Top 5 team headed into the season. It is the first time Tech has been consensus Top 5 at any time since 2006, the last time the Jackets went to the College World Series.

is the first time GT is a consensus Top 5 team in the preseason since 2003, 23 years ago.

"It's great to see us ranked so highly to start the season," head coach James Ramsey said. "It's a reflection of all the hard work that our players and staff have been putting in since the end of last season both in recruiting new players and continuing to develop the talent that helped us to an ACC Championship last year. We're all excited to get to work and put a product on the field that Georgia Tech can rally behind and be proud of. We know our fanbase is ready for championship level baseball on The Flats and our team couldn't be more excited to play this season in front of them."

This week, Georgia Tech was ranked No. 2 in all five major polls - the first time Tech has been consensus Top 2 in the 2nd half of a season since 2000

**PITCHING**
**The Matt Taylor Effect**

- 2026 is the third year on The Flats for pitching coach Matt Taylor and Director of Pitching Jason Richman.
- Tech pitching is enjoying its hottest stretch of the season and its hottest stretch since 2011 - over the 12-game win streak, Tech pitching has allowed just 30 earned runs good for a 2.70 ERA - the 2nd lowest among Power 4 teams over that time and the 5th lowest in the nation, behind only Brown, High Point, UCLA and Cal St. Fullerton.
- The pitching has held opponents to under five runs in each of the last 12 games, marking the longest stretch since 1921. Should the Jackets hold Georgia Southern under 5 runs today, it would be the longest such streak in program history.
- Last season, the Tech pitching staff improved in just about every statistical category and with 60% of the innings pitched returning for 2026 infused by a very well regarded freshman and transfer class. The Jackets are hoping to be even stingier on the mound this year.
- GT pitching finished 2025 with a 4.91 team ERA, its lowest in 6 years (2019 – 4.46) & 4th lowest in the ACC.
- It was the first time Tech has been in the Top 5 of the conference in ERA since 2011.
- The Jackets struck out 527 opposing hitters this past season and have struck out at least 500 in every season since the pandemic shortened 2020 campaign – one of only four ACC programs to have done so (also FSU, Duke and UNC).
- GT improved its ERA by 1.57 runs from 2024 to 2025, the third largest improvement among Power 4 programs and the largest improvement by any Power 4 team to make a Regional.
- So far, through 35 games, Tech pitching is striking out opponents at a 10.1 K/9 clip, the 35th best rate in the nation and the 7th best in the ACC.
- Tech pitching surrendered five or fewer runs in each of its first eight games for the first time since 2014 and only the second time in the 21st century.
- GT matched a program record with 19 strikeouts at Georgia Southern, the most since 1989 & only the 3rd time it has been accomplished in 131 years of GT baseball

Stat	2026	2024	Change	'14-'24 avg.	Change
<b>ERA</b>	4.11	6.48	2.37	5.45	1.34
<b>H/9</b>	8.07	9.99	1.92	9.70	1.63
<b>BAA</b>	.239	.283	.044	.278	.039
<b>WHIP</b>	1.37	1.61	.24	1.57	.20
<b>K/9</b>	10.2	9.2	1.0	8.35	1.81
<b>BB/9</b>	4.24	4.49	.25	4.43	.19
<b>K/BB</b>	2.40	2.06	.34	1.94	.46

- Prior to joining the Yellow Jackets, Taylor was the minor league pitching coordinator for the Atlanta Braves after three seasons as the pitching coach at Georgia State.
- On opening weekend, the Jackets recorded 37 strikeouts in 25.0 innings, good enough for a 13.33 K/9 clip, the 23rd best mark in the country and the fifth highest in the ACC.
- Jackson Blakely recorded nine strikeouts in his first career start, the most Ks by any Tech pitcher making career start No. 1 since at least the turn of the century.

- R-freshman Dimitri Angelakos also made his first career start, one week after Blakely against Georgia State, pitching 5.0 scoreless innings with five strikeouts and only two hits allowed. He was perfect through the lineup for the first time, retiring the first nine batters he faced.
- Against NC State, the pitching staff held No. 14 NC State to just 5 runs over three games. The fewest runs allowed in a series against a Top 25 opponent since 2006.
- Against Cal, the pitching held the Golden Bears to just seven runs, allowing for the largest margin of victory in an ACC series since 2011 (33-7).
- In game two, vs. Cal, Tech struck out 13 batters while only walking one - the best strikeout to walk ratio in an ACC game in the Matt Taylor era and the best since 2021.
- In the Cal series, Tech starting pitching did not surrender an earned run in 13.1 innings of work, marking the first time GT starters have posted a 0.00 ERA over an ACC series since at least the turn of the century.
- Tech pitching delivered 13 strikeouts on Friday vs. Florida State. Tech has recorded double digit strikeouts in four of their last six games and 13 games overall this season.
- The Jackets own a 4.29 ERA in ACC play, the second lowest in the conference.

**GEORGIA TECH — 2026 NAT'L/ACC RANKS**

Category	No.	D1 Rank	ACC Rank
Runs Allowed	143	20	2
Shutouts	3	21	1
ERA	4.11	28	3
K/9	10.2	31	6
Hits Allowed	260	33	3
Opponent Avg.	.239	39	5

**Jackets with a K/9 over 10.00 - 2026**

Name	IP	Class	K/9
Jamie Vicens	5.0	Fr	19.80
Adam McKelvey	6.0	So.	16.50
Justin Shadek	13.1	r-So.	13.50
Caden Spivey	11.2	Sr.	13.11
Porter Buursema	14.1	Jr.	12.56
Jake Lankie	13.1	r-So.	12.15
Carson Ballard	14.1	r-Jr.	11.30
Brett Barfield	10.1	Sr.	10.45
Jackson Blakely	29.2	So.	10.01

**Last Thursday: GT 4 - Florida State 3**

- Junior Tate McKee made his 25th consecutive series opening start, giving up three runs in the second inning before retiring 13 straight for 6.0 innings of work while matching his season high with seven strikeouts.
- He becomes the only Yellow Jacket to breach the 40-strikeout mark, bringing his season total to a team high 45.
- Tech improves to 21-4 in series openers started by McKee (.840 win %) and have won each of the last 12 series begun by him.
- He has started all nine of the program-record setting nine series opening wins to start this season.
- McKee has pitched a team-high 30.1 innings in ACC play this year

with a tidy 3.26 ERA.

- He improves to 6-0 on the season, collecting his fourth win of ACC play across six starts.
- McKee now owns a 3.50 ERA this year over the course of 43.2 innings pitched.
- Mason Patel got the ball to start the 7th inning, keeping the score at 4-3 for the final three frames and collecting his third save of the season.
- Since recovering from an injury that saw him miss 20 days, Patel has made five appearances out of the bullpen, pitching 9.2 scoreless innings with a victory and three saves.
- Over the last two seasons, Patel has made 28 appearances out of the bullpen, posting 12 wins and eight saves.
- This was his longest relief appearance of the season (3.0 innings) after pitching at least 3.0 innings in 15 of his 23 appearances during his All-American season last year.

**Last Friday: GT 8 - Florida State 3**

- Junior Porter Buursema delivered yet another incredibly strong showing in his third start as a Yellow Jacket, matching his career high with 4.0 innings and setting a new career high with seven strikeouts.
- Buursema allowed only three hits and one walk over his 4.0 innings of work tonight, giving him seven baserunners allowed and 13 strikeouts over 8.0 innings in his last two combined starts.
- He has pitched a career-high 18.1 innings this season and set a new career high with 27 strikeouts and a .190 batting average against, the lowest of any Tech pitcher who has started a game this season.
- He lowers his ERA to 3.44 for the year and while he did not stay in the game long enough to secure the win, the Jackets have won all three of his starts this season by a combined score of 21-9.
- R-junior Caden Gaudette made his team-leading 13th appearance of the season, tied for the most in his career, when he emerged from the bullpen to start the fifth inning. He would throw 3.0 innings with only one run allowed, two strikeouts and no walks.
- This was his second longest outing of the season after tossing 3.1 innings vs. No. 14 NC State two weeks ago.
- Gaudette has now thrown 18.0 innings this season with a 3.50 ERA and 16 strikeouts.
- He would get credit for the win, taking his record to 3-0 this year after not recording a win in either of his first two seasons.
- Junior Dylan Loy entered the game to start the 8th inning with a 4-2 lead. He would pitch the final 2.0 innings with four strikeouts, earning himself the save.
- This was his 11th appearance of the season and his sixth out of the bullpen. Loy allowed a solo home run in the ninth inning, leading the to 8-3 final score. It was the first run he has allowed in any of his six bullpen appearances this season, giving him a 0.60 ERA out of the bullpen.
- This was his first save of the season and the third of his career.

• Loy has struck out 32 batters this season, the third-most on the team behind only Tate McKee and Jackson Blakely.

#### **Last Saturday: GT 17 - Florida State 3 (7)**

- Sophomore Jackson Blakely made his fifth consecutive weekend start, pitching 5.0 innings with three earned runs allowed and five strikeouts to just one walk.
- He has only allowed runs in only two of his six starts this season (29.2 innings) but saw his scoreless innings streak halted at 17.0 consecutive innings dating back to March 14.
- Blakely has only allowed runs in two of his eight appearances this year, including two games out of the bullpen against Georgia Southern and Virginia Tech.
- His ERA stands at 2.34, the lowest among all starting pitchers on the roster.
- He would earn the win, bringing his record to 5-1 with 34.2 innings of work.
- R-sophomore Jake Lankie made his 10th appearance of the season, pitching a scoreless sixth inning.
- He lowers his ERA to 4.40 for the season with this marking his third straight appearance without allowing an earned run and his eighth this season.
- Senior Brett Barfield put the final nail in the coffin in the top of the seventh inning, working around an error to deliver a scoreless inning with two strikeouts.
- This was his 13th appearance of the season, tying Caden Gaudette for the most on the team.
- It was his seventh straight scoreless appearance and 11th overall this year as he lowered his ERA to a team-best 1.59.
- Barfield has enjoyed a breakout season thus far in 2026. He entered the season with a 7.90 career ERA over 35.1 innings and has pitched 11.1 innings with a 1.59 ERA as a senior.
- He has recorded 14 strikeouts in his 11.1 innings of work, four away from his career high for a single season, set back in 2024.

#### **Last Midweek: GT 11 - Kennesaw State 4**

- Tech pitching has held KSU to four runs, marking the ninth straight game holding opponents under five runs, the longest streak since 2011.
- Tech pitching delivered 12 strikeouts, marking the third straight game with double-digit strikeouts as a staff and the 12th overall this season.
- Freshman Charlie Willcox made his first-career start, tossing 1.0 inning. He is the fourth Yellow Jacket this season to make his first-career start, joining fellow freshmen Cooper Underwood and Dimitri Angelakos as well as current Sunday starter, Jackson Blakely.
- Junior Dylan Loy came out of the bullpen for the second inning, settling things down with 2.0 innings of scoreless baseball, allowing only one hit while striking out two.
- This was Loy's fifth appearance out of the bullpen this season. He has thrown 13.0 innings in relief, allowing only five hits and zero runs while striking out 13.

• He lowers his ERA to 3.41 over 29.0 innings this season, one of five Tech pitchers with an ERA under 3.50.

- R-junior Carson Ballard made his ninth appearance of the season, getting the ball to begin the fourth inning. He would throw 2.1 innings, his second longest outing of the season, allowing three hits and one earned run while striking out three, including a strikeout looking on his knuckleball to end the fourth inning.
- He would get credit for the win, his career-best third win of the season, improving his record to 3-0 and his career record to 6-5 as a Yellow Jacket.
- Ballard carries a career-low 3.77 ERA into this weekend's series. He has 18 strikeouts, tied with Jake Lankie for the most by a Tech pitcher without making a start.
- Senior Brett Barfield delivered an electric outing on the mound, entering the game with runners at first and second in the sixth inning and proceeding to strikeout both batters he faced to get the Jackets out of the inning with a 9-4 lead.
- This was his 12th appearance of the season, tying Caden Gaudette for the most on the team.
- It was his sixth straight scoreless appearance and 10th overall this year as he lowered his ERA to a team-best 1.74.
- Barfield has enjoyed a breakout season thus far in 2026. He entered the season with a 7.90 career ERA over 35.1 innings and has pitched 10.1 innings with a 1.74 ERA as a senior.
- Senior Caden Spivey delivered his third 1-2-3 inning in as many appearances, recording a pair of strikeouts in the process.
- Spivey has pitched 3.0 perfect innings with five strikeouts over the current nine-game winning streak.
- Freshman Jamie Vicens made his 7th appearance of the season, striking out the side for the first time in his career for a scoreless eighth inning.
- He set a new career high with his three punch outs as he recorded his first scoreless inning of work since March 7 against Virginia Tech.
- R-freshman Dimitri Angelakos put the game to bed with a scoreless 1-2-3 inning in the ninth, recording all three outs via flyout.
- He lowers his ERA to 3.12 over 17.1 innings of work this year, posting his sixth scoreless appearance in eight total games, including two scoreless starts.

#### **Last Game vs. Ga. Southern: GT 25 - GS 1**

- Junior Dylan Loy made his 7th career start and his first as a Yellow Jacket. He pitched 2.0 innings, allowing an infield single while setting a new career high with six strikeouts, recording all six of his outs via strikeout.
- R-Junior Carson Ballard was first out of the bullpen, recording all three of his outs via strikeout and working himself out of a runners at 2nd and 3rd, one out, jam by striking out the next two batters he faced, turning in a clean third inning.
- Sophomore Jackson Blakely came out for the start of the fourth inning, setting career bests in innings pitched (3.0) and strikeouts (five) to record his first win as a collegiate pitcher. He allowed only two baserunners while throwing a career-most 41 pitches.
- Sophomore Adam McKelvey made his second appearance of the season, tossing 1.0 innings and striking out two of the four batters he faced. He has now recorded five strikeouts in 2.0

innings this season, striking out five of the eight batters he's faced.

- Senior Brett Barfield made his first appearance of the season, tossing a flawless eighth inning with two strikeouts and only 12 pitches.
- R-sophomore Jake Lankie recorded the record-tying 19th strikeout in the ninth inning. He made his 2026 debut with 1.0 innings of work, allowing an unearned run to score on a SAC fly before inducing a game-ending flyout to center field.

**MISCELLANEOUS****D1 BASEBALL PRESEASON POSITION RANKINGS**

- Georgia Tech was all over D1 Baseball's annual preseason player rankings. The publication ranked their top 50 players of each position, the top 150 outfielders, top 200 starting pitchers and top 100 relievers.
- Tech was represented on every list including being the only program in the nation with six position players listed in among the top 15 and the only program with eight position players in the top 50 of their respective position group.

Player	Position	Rank	ACC Rank
Drew Burress	Outfield	1st	1st
Vahn Lackey	Catcher	2nd	1st
Jarren Advincula	2nd Base	2nd	1st
Alex Hernandez	Outfield	11th	5th
Kent Schmidt	1st Base	13th	4th
Carson Kerce	Shortstop	15th	4th
Ryan Zuckerman	3rd Base	28th	4th
Caleb Daniel	Outfield	41st	11th
Tate McKee	Starting Pitcher	55th	12th
Mason Patel	Starting Pitcher	61st	15th
Justin Shadek	Relief Pitcher	85th	18th
Charlie Willcox	Starting Pitcher	155th	32nd

- Georgia Tech and TCU were the only programs in the nation with three outfielders listed in the Top 50 of these rankings.
- Tech and LSU were the only programs to have a representative from each infield position listed among the Top 30.
- Tech led the nation with eight players listed among the top 50 in their position, one more than the next closest programs (LSU and TCU) and two more than the next closest ACC rival (North Carolina and Louisville).
- Charlie Willcox was one of four freshman pitchers to earn a spot in the Top 200 for starting pitchers, coming in at No. 155.
- Willcox was also named as the fourth-best freshman in the ACC by D1 Baseball heading into this season.

**D1 BASEBALL MIDSEASON POSITION RANKINGS**

- The Jackets position players continued to dominate the midseason position rankings.
- Vahn Lackey and Jarren Advincula were named the best catcher and 2nd baseman in the nation according to the D1 Baseball staff, two of the many improvements across the rankings.

Player	Position	Rank	ACC Rank
Vahn Lackey	Catcher	1st	1st
Jarren Advincula	2nd Base	1st	1st
Carson Kerce	Shortstop	6th	2nd
Drew Burress	Outfield	8th	3rd
Ryan Zuckerman	3rd Base	8th	2nd
Alex Hernandez	Outfield	11th	5th
Kent Schmidt	1st Base	32nd	8th
Will Baker	Outfield	46th	13th
Caleb Daniel	Outfield	53rd	16th

**D1 BASEBALL POSITION RANKINGS MOVEMENT**

Player	Position	PS Rank	MS Rank	Movement
Vahn Lackey	Catcher	2nd	1st	+1
Jarren Advincula	2nd Base	2nd	1st	+1
Carson Kerce	Shortstop	15th	6th	+9
Drew Burress	Outfield	1st	8th	-7
Ryan Zuckerman	3rd Base	28th	8th	+20
Alex Hernandez	Outfield	11th	11th	--
Kent Schmidt	1st Base	13th	32nd	-19
Will Baker	Outfield	NR	46th	+at least 54
Caleb Daniel	Outfield	41st	53rd	-12

**Jim Poole Number - Carson Ballard**

Georgia Tech baseball continues the legacy of former Yellow Jacket standout and Major League Baseball relief pitcher Jim Poole, who passed away from ALS in October of 2023, by designating a student-athlete each year to wear his No. 21 jersey. The student-athlete selected must exemplify Poole's characteristics both on and off the field.

This year, r-junior RHP Carson Ballard (Alpharetta, Ga./Wesleyan HS) becomes the fourth Yellow Jacket to earn the honor, continuing the tradition begun by Jack Rubenstein in 2023, Ben King in 2024 and John Giesler last season.

"Carson Ballard is the epitome of what it means to be a student-athlete at Georgia Tech," head coach James Ramsey said. "He has been a mainstay on the ACC Academic Honor Roll as both a Biomedical Engineering major and a trusted arm for us over his three years with our program. He embodies the kind of dedication and love for Georgia Tech, both in the classroom and on the mound, that made Jim Poole such a beloved Tech Man. He has heard Jim's legacy preached since he stepped on campus. Not only about what a great pitcher he was and the incredible MLB career he enjoyed, but the husband, father, coach and advisor that Jim was and the life after baseball that he earned through the hard work that he put in while in White & Gold. That work ethic is perfectly reflected in Carson. Beginning as a walk-on and working his way to becoming a focal point of our 2025 ACC regular season championship roster and now, becoming a scholarship player on a 2026 team that has hopes of being one of the very best to represent this incredible Institution. The No. 21 has a deserved venerable legacy here and Carson is the perfect player, leader and engineer to continue this tradition into 2026."

Ballard will wear No. 21, having shown a longstanding commitment to Poole's ideals – self-determination, a strong academic work ethic, and high moral fiber on and off the field. He is a three-time member of the ACC Academic Honor Roll, a two-time Academic All-ACC honoree and a member of the 2024 CSC Academic All-District Team. He is currently pursuing a degree in Biomedical Engineering.

On the diamond, Ballard is entering his fourth season as one of the more reliable arms on the Tech pitching staff that has shown dramatic improvements from his freshman season to now. He has made 30 appearances including seven starts over his two years on the active roster, collecting three wins and a 5.07 ERA, with 64 strikeouts over 71.0 innings pitched. He was leaned on most when the lights were brightest, pitching a team-high 14.2 innings against SEC competition last year and delivering 13 strikeouts and a .226 opponent's batting average over those appearances with a 4.30 ERA. He introduced a knuckleball into his arsenal last season, throwing it with great effect down the stretch, including heavily relying on it during his 4.0 innings of work in an elimination game at the Oxford Regional.

"It's an incredible honor and privilege to wear No. 21 this year," Ballard said. "I hear all the time about the legacy Jim Poole left behind at Tech. Not just as a player, but as a person who impacted so many people on and off the field. He's someone I strive to be more like every day. I'll do everything I can to honor him and his family and to wear his number with pride."

**ABOUT JIM POOLE**

Poole arrived on The Flats in 1985 and had an immediate impact, as Georgia Tech baseball would win the first of four-straight ACC Tournament Championships. During his four years, he pitched in 120 games and struck out 263 batters in 188 innings. He still ranks first in the Tech record book with 22 career saves, including 10 as a junior and nine as a senior. He was named all-ACC his last two seasons. Poole would be enshrined into the Georgia Tech Sports Hall of Fame just nine years later in 1997.

A stellar worker in the classroom, Poole elected not to turn professional after being selected in the 34th round of the 1987 MLB Draft by the LA Dodgers, and returned to Georgia Tech for his senior year, recording a 2.03 ERA and 113 strikeouts in only 71 innings. Once again, the LA Dodgers would call his name in the 1988 MLB Draft, this time taking him in the ninth round. He would return to graduate from the Institute with a degree in electrical engineering in 1990.

Poole played 11 years in the major leagues, predominantly with the Baltimore Orioles, Cleveland Indians, and San Francisco Giants. In 431 games played, he finished with 22 victories and a 4.31 ERA, as well as 256 strikeouts and four saves. He helped pitch Cleveland to two American League Championship Series (1995, 1998), making it to the 1995 World Series where he would face the Atlanta Braves.

Following his retirement at the end of the 2000 season, Poole returned to Georgia Tech to join the Alexander-Tharpe Fund as a fundraiser and supporter of the baseball program. He then began serving as the pitching coach at Johns Creek High School in 2010, teaching many young men about pitching mechanics, while also conveying his personal pitching philosophy.

He later joined the business world as a Personal Wealth Advisor for the Baseball Division of BIP Wealth.

After being diagnosed with ALS in 2021, Poole worked tirelessly to raise awareness for the disease. In addition to serving on MLB ALS boards, he also worked with Georgia Tech, who together hosted an ALS Awareness Day during the 2022 baseball season, with Tech wearing Jim Poole shirts and both teams wearing honorary wristbands. Professional players also wore the shirt. Tech later designated the number 21 each year to be worn by a student-athlete who exemplify Poole's ideals – self-determination, a strong academic work ethic, and high moral fiber on and off the field.

**MISCELLANEOUS**
**ATOP THE CONFERENCE**

- Georgia Tech baseball ranks among the most prolific winners in ACC history.

**MOST ACC TOURNAMENT TITLES, SINCE 2000**

	Titles	Years
Florida State	6	2002, 2004, 2010, 2015, 2017, 2018
<b>Georgia Tech</b>	<b>5</b>	<b>2000, 2003, 2005, 2012, 2014</b>
North Carolina	5	2007, 2013, 2019, 2022, 2025
Clemson	3	2006, 2016, 2023
Duke	2	2021, 2024
Virginia	2	2009, 2011

**MOST ACC REGULAR-SEASON, DIVISIONAL TITLES SINCE 1994**

	Titles	Regular-Season Years (Divisional)
Florida State	14	1996, 1998, 1999, 2001, 2002, 2003 (2007, 2008, 2009, 2010*, 2011, 2012, 2013, 2014)
<b>Georgia Tech</b>	<b>8</b>	<b>1997, 2000, 2004, 2005 (2011, 2019, 2021), 2025</b>
North Carolina	8	(2006, 2007, 2009, 2012, 2013, 2017, 2018, 2024)
Clemson	6	1994, 1995 (2006, 2010*, 2018, 2024)
Louisville	5	(2015, 2016, 2017, 2019, 2022)
Miami	4	(2008, 2014, 2015, 2016)

**GEORGIA TECH'S MOST COMMON OPPONENTS**

	Games	First Meeting	Series Record
Georgia	390	1898	UGA leads 220-168-2
Auburn	250	1897	AU leads 131-114-5
Clemson	249	1902	CU leads 125-121-3
Mercer	178	1897	GT leads 120-58
North Carolina	158	1901	GT leads 83-75
Virginia	153	1924	GT leads 81-70-2
NC State	146	1921	GT leads 84-62
Ga. Southern	144	1947	GT leads 112-32
Duke	142	1903	GT leads 101-41
Florida State	135	1959	FSU leads 81-54

- The Jackets will face nine of their top 10 most common opponents again in 2026 but will not play Virginia in the regular season.

- Tech extended its winning streak against Georgia Southern to eight games in a row, dating back to 2022, with an 25-1 win in Statesboro earlier this year. GT set a new record when it hung 25-runs on Georgia Southern - the most in the 144 game history of the series, while also tying the program record with 19 strikeouts from the pitching staff.

- The Jackets traveled to Berkely for the first time ever this season. They are 10-0 against California schools since they joined the ACC in 2025, becoming the first team from east of the Rocky Mountains to sweep a three-game series, at Stanford, in the history of Stanford baseball (since 1892) last season.


**2026 ACC PRESEASON POLL**

<b>1. Georgia Tech (7)</b>	<b>237</b>
2. North Carolina (6)	236
3. Florida State (1)	221
4. Louisville	196
5. Clemson (2)	185
6. NC State	169
7. Virginia	165
8. Miami	159
9. Wake Forest	145
10. Stanford	99
11. Virginia Tech	89
12. Notre Dame	87
13. Duke	67
14 Pitt	45
15. California	41
16. Boston College	35

Georgia Tech was named 2026 Atlantic Coast Conference Baseball preseason favorites by the league's 16 head coaches for the first time since 2004.

**2026 ACC STANDINGS**

Team	ACC	Overall
<b>Georgia Tech</b>	<b>15-3</b>	<b>30-5</b>
North Carolina*	13-5	30-6-1
Boston College*	11-7	26-12
<i>Florida State</i>	<i>9-6</i>	<i>24-11</i>
Virginia	10-8	26-11
Miami	8-7	27-9
<i>NC State</i>	<i>8-7</i>	<i>24-12</i>
Wake Forest*	9-9	24-13
Duke*	8-10	22-16
<i>Pitt</i>	<i>6-9</i>	<i>22-12</i>
Louisville	6-9	20-16
Stanford	6-9	16-16
Notre Dame	7-11	16-15
<i>Virginia Tech</i>	<i>7-11</i>	<i>16-18</i>
<i>Clemson</i>	<i>5-10</i>	<i>23-14</i>
<i>California</i>	<i>4-11</i>	<i>18-16</i>

\*Denotes on GT's remaining schedule  
*Italics indicates opponents GT has already played*

**2026 HONORS**
**DREW BURRESS**

Preseason 1st Team All-American (Perfect Game)  
 Preseason 1st Team All-American (D1 Baseball)  
 Preseason 1st Team All-American (Baseball America)  
 Preseason 1st Team All-American (NCBWA)  
 Golden Spikes Award (Watch List)  
 Preseason ACC Player of the Year (D1 Baseball)  
 Preseason ACC Player of the Year (Baseball America)  
 Preseason No. 1 Outfielder (D1 Baseball)  
 Midseason No. 8 Outfielder (D1 Baseball)

**VAHN LACKEY**

Preseason 1st Team All-American (Perfect Game)  
 Preseason 2nd Team All-American (D1 Baseball)  
 Preseason 2nd Team All-American (Baseball America)  
 Preseason 2nd Team All-American (NCBWA)  
 Golden Spikes Award (Watch List)  
 Buster Posey Award (Watch List)  
 Preseason No. 2 Catcher (D1 Baseball)  
 ACC Player of the Week (March 16)  
 Buster Posey Catcher of the Week (March 17)  
 Perfect Game National Player of the Week (March 17)  
 Midseason No. 1 Catcher (D1 Baseball)

**JARREN ADVINCULA**

Preseason 2nd Team All-American (Perfect Game)  
 Preseason 2nd Team All-American (D1 Baseball)  
 Preseason 2nd Team All-American (Baseball America)  
 Preseason 2nd Team All-American (NCBWA)  
 Golden Spikes Award (Watch List)  
 Preseason No. 2 2nd Baseman (D1 Baseball)  
 Midseason No. 1 2nd Baseman (D1 Baseball)

**ALEX HERNANDEZ**

Preseason 3rd Team All-American (Perfect Game)  
 Preseason 3rd Team All-American (NCBWA)  
 Preseason No. 11 Outfielder (D1 Baseball)  
 Midseason No. 11 Outfielder (D1 Baseball)

**MASON PATEL**

Preseason 1st Team All-American (NCBWA)  
 No. 61 Starting Pitcher (D1 Baseball)

**CARSON KERCE**

Brooks Wallace Award Watch List  
 ACC Player of the Week (April 13)

**DYLAN LOY**

Pitcher of the Year Award Watch List

**2026 MLB #PROJACKETS**

Joey Bart, C	Pirates
Brant Hurter, RHP	Tigers
Chandler Simpson, OF	Rays

**LET'S BRAG ABOUT BURRESS**

*"The definition of a college baseball superstar. On the same tier as Adley Rutschman and Dylan Crews. One of the great, no-brainer superstar players that will have that kind of transcendent career."*

**– Aaron Fitt, D1Baseball**

- Burress hit 25 home runs his freshman season, one shy of the Georgia Tech program record (set by Kevin Parada in 2022) and two shy of the NCAA freshman home run record set by Tommy White (NC State) in 2022 as well. He hit 26 homers in 2024 but one was not official, since the game was called off for rain before enough innings were played.
- His freshman year, Burress became the 1st Yellow Jacket to ever slug over .800 with at least 200 at bats. His .821 slugging percentage led all Division I freshman and was 6th overall among those with 200+ ABs.

*"What Burress lacks in size, he makes up for with impact on both sides of the ball." It's explosive bat speed from the right side of the plate with an affinity for hammering fastballs routinely.*

**– Tyler Jennings, Just Baseball**

- Not only did Burress turn heads with his bat but he also set the Georgia Tech record for the most assists by an outfielder in a single season, gunning down 10 runners from his spot in center field in 2024
- In 2025, he was the only player from a Power 4 conference with at least 60 RBI (62), 20 doubles (23), 50 walks (53), 15 HR (19) and 70 runs (77).
- Last season, he led the ACC in extra base hits (43) and doubles (23) while finishing 2nd in the conference in home runs (19) and runs (77).

*"Few hitters in the country combine his level of consistency with true, game-changing power... He is the best statistical producer returning to college baseball right now. Period."*

**– Jacob Rudner, Baseball America**

- He became the fastest Yellow Jacket in program history to reach 30 career home runs – doing so in just 73 games, a full 20 games faster than the previous record holder, Kevin Parada and faster than legendary Tech sluggers such as Jason Varitek, Mark Teixeira and Nomar Garciaparra.
- Burress was named a semifinalist for both the Dick Howser Trophy and the USA Baseball Golden Spikes Award for the second year in a row. One of only two players in the nation to do so (also FSU's Jamie Arnold).
- This season, Burress becomes the first Yellow Jacket to ever wear a "C" on his jersey as the team's permanent captain.

*"From Day 1, you never thought he was a freshman. He's a very mature kid. He doesn't mix any words about it. He wants to be a first-round pick. He wants to be the best player in the country. That's what drives him. That's his passion. He is one of those guys that makes everybody around him better. Every day."*

**– Danny Hall, ABCA Hall of Famer**
**GEORGIA TECH'S TRIPLE CROWN WINNERS**

Year	Player	HR	RBI	AVG
1958	Earl Moore	4	15	.287
1959	Roger Kaiser	4	32	.373
1960	George Inman	7	24	.360
1968	Ted Tomasovich	5	38	.381
1975	Frank Turner	2	30	.376
1991	Andy Bruce	22*	96*	.345
1992	<i>Jason Varitek*</i>	11	52	.406*
1993	<i>Jason Varitek</i>	22*	72	.404
1994	Jay Payton	20	102*	.434*
1997	Mark Fischer	24*	98	.354
1999	<i>Mark Teixeira</i>	13	65	.387
2016	Matt Gonzalez	11	54	.378
<b>2024</b>	<b>Drew Burress</b>	<b>25</b>	<b>67</b>	<b>.381</b>

\* denotes is/was school record

*italics indicates member of College Baseball Hall of Fame*

**ACTIVE NCAA D1 CAREER SLUGGING % LEADERS**

Rank	Player	School	Class	Slug %
1	Myles Bailey	Florida State	So.	.734
2	Diego Cardenas	Abilene Christian	Sr.	.718
<b>3</b>	<b>Drew Burress</b>	<b>Georgia Tech</b>	<b>Jr.</b>	<b>.716</b>
4	Landon Hairston	Arizona State	So.	.714
5	Jordy Oriach	Georgia	Jr.	.711
6	Daniel Cuvet	Miami (Fla.)	Jr.	.707
6	Caden Sorrell	Texas A&M	Jr.	.707
8	Cider Canon	Duke	So.	.704
9	Quinton Coats	Cincinnati	So.	.695
10	Dean Toigo	Arizona State	Sr.	.686

\* minimum of 200 career ABs

**MOST CAREER HOME RUNS - GT HISTORY**

Rank	Player	HRs	Years
1.	Jason Varitek	57	1991-94
2.	J.J. Thomas	56	1995-97
3.	Tony Plagman	55	2007-10
4.	Andy Bruce	52	1988-91
<b>5.</b>	<b>Drew Burress</b>	<b>51</b>	<b>2024-</b>
6.	Kyle McCann	47	2017-19
	Luke Murton	47	2006-09
	Matt Skole	47	2009-11
9	K.G. White	46	1985-88
10.	Billy Parham	42	1995-97
	Mark Fischer	42	1995-97

\* minimum of 200 career ABs

## RECORD BREAKDOWN

	ACC	Overall
Overall	15-3	30-5
Home	8-1	21-2
Road	7-2	8-3
Neutral	0-0	1-0
Day Games	6-3	14-5
Night Games (6 p.m. or later)	9-0	16-0
Yellow Jackets Score First	12-1	21-3
Opponent Scores First	3-2	9-2
Yellow Jackets Score in 1st inning	10-1	17-3
Walk-off Victories	1-0	5-0
As a Ranked Team (All Polls)	15-3	30-5
Vs. Ranked Team (All Polls)	8-1	9-2
Vs. LHP (starter)	5-1	8-1
Vs. RHP (starter)	10-2	22-4
Yellow Jacket Starter 6+ IP	4-0	4-0
Yellow Jacket Starter 7+ IP	2-0	2-0
Yellow Jacket Starter 8+ IP	0-0	0-0
Hitting A Home Run	11-3	25-4
Not Hitting A Home Run	4-0	5-1
Out Hit Opponent	13-0	28-0
Get Out Hit By Opponent	2-3	2-5
Equal Number of Hits	0-0	0-0
February	0-0	10-1
March	9-3	13-4
April	6-0	7-0
May	0-0	0-0
June	0-0	0-0
Monday	0-0	0-0
Tuesday	0-0	5-2
Wednesday	0-0	0-0
Thursday	3-0	3-0
Friday	6-0	10-0
Saturday	4-2	8-2
Sunday	2-1	4-1
One-Run Games	1-0	2-0
Two-Run Games	3-0	3-0
Three-Run Games	0-1	1-1
Four+ Run Games	11-3	24-4
Leading After 6	14-0	27-0
Trailing After 6	0-2	1-4
Tied After 6	1-1	1-1
Leading After 7	15-0	29-0
Trailing After 7	0-3	0-5
Tied After 7	0-0	1-0
Leading After 8	10-0	18-0
Trailing After 8	0-3	0-5
Tied After 8	0-0	1-0
Shutouts	2-0	3-0
Extra Innings	0-0	1-0
Score 0-5 Runs	2-0	3-2
Score 6-9 Runs	5-3	6-3
Score 10+ Runs	8-0	21-0
Allow 0-5 Runs	14-0	28-0
Allow 6+ Runs	1-3	2-5
Commit 0 Errors	8-2	13-3
Commit 1 Error	5-1	11-1
Commit 2+ Errors	2-0	6-1



## A NEW ERA OF TECH BASEBALL

- **James Ramsey** became the 13th Head Coach in Georgia Tech baseball history this past summer, taking over for the legendary Danny Hall, who retired at the end of his 32nd season on The Flats.
- This is Ramsey's first season as head coach but his 8th year at Georgia Tech, after being associate head coach and recruiting coordinator for the past five seasons and an assistant coach for the two years prior to that.
- He has signed four Top 5 ranked recruiting classes and coached 22 All-ACC, 7 All-American, 5 Freshman All-American, 5 All-ACC, 2 ACC Freshmen of the Year hitters including one National Freshman of the Year (Drew Burress).
- He has coached 17 draft picks on the offensive side and three semifinalists for both the Golden Spikes Award (Kevin Parada, Drew Burress and Kyle Lodise) and the Dick Howser Award (Kyle McCann, Kevin Parada and Drew Burress).
- Ramsey is the first ACC Player of the Year to ever become an ACC Head Coach
- He was an ABCA National Player of the Year at Florida State, where he led his team to the College World Series twice - 2010 & 2012

## STOP...RAMMER TIME

- Since Ramsey took over the Georgia Tech offense in 2019, the Yellow Jackets have been among the very best in the vaunted Atlantic Coast Conference.

	GT (2019-Pres.)	ACC Rank
Batting Average	.312	1st
On-base+Slugging	.923	1st
On-Base %	.415	1st
Slugging %	.518	1st
Hits	4,387	1st
Doubles	884	1st
Total Bases	7,303	1st
SAC Flies	221	1st
Runs Scored	3,317	2nd
Triples	94	2nd
RBI	3,063	2nd
Home Runs	617	3rd

- Georgia Tech is one of 10 programs across Division I to be led by a first-year head coach in 2026 - a total of 11 coaches since UMass is using co-head coaches.
- Ramsey is one of three Power 4 head coaches in their first year, along with Josh Elander at Tennessee and Corey Muscara at Duke.

## 1st Year Tech Skippers

	1st Season Record	Conference Record
<b>Coach Todd (1900-01)</b>	3-4 (.428)	N/A
<b>Sammy Strang (1902)</b>	5-8 (.385)	N/A
<b>Coach Irving (1903)</b>	9-9 (.500)	N/A
<b>John Heisman (1904-17)</b>	15-7 (.682)	N/A
<b>Joe Bean (1918-20)</b>	10-7 (.588)	N/A
<b>Kid Clay (1921-31)</b>	18-4-1 (.804)	N/A
<b>Bobby Dodd (1932-1939)</b>	4-11-2 (.294)	N/A
<b>Roy Mundorff (1940-45)</b>	5-10-1 (.344)	5-9-1 (.367) (SEC)
<b>Joe Pittard (1946-61)</b>	10-2 (.833)	N/A
<b>Jim Luck (1962-81)</b>	8-16 (.333)	6-11 (.353) (SEC)
<b>Jim Morris (1982-93)</b>	29-20 (.592)	6-8 (.429) (ACC)
<b>Danny Hall (1994-2025)</b>	50-17 (.746)	16-8 (.667) (ACC)
<b>James Ramsey (2026-)</b>	30-5 (.857)	15-3 (.833) (ACC)

1994 included Tech's first trip to the College World Series which ended in a 2nd place finish

### TEAM GAME HIGHS

### INDIVIDUAL GAME HIGHS

Batting	
At bats.....	51 - at Georgia Southern (Feb 17)
<b>Runs scored.....</b>	<b>27 - vs Bowling Green (Feb 14 - Game 1)</b>
Hits.....	26 - at Georgia Southern (Feb 17)
<b>RBIs.....</b>	<b>25 - vs Bowling Green (Feb 14 - Game 1)</b>
Doubles.....	6 - vs Bowling Green (Feb 14 - Game 1)
.....	6 - at Georgia Southern (Feb 17)
.....	6 - vs. Northwestern (Feb. 27)
Triples.....	2 - vs Stony Brook (Feb 22)
Home runs.....	6 - vs. Virginia Tech (March 7)
Total bases.....	40 - at Georgia Southern (Feb 17)
Walks.....	15 - vs Bowling Green (Feb 14 - Game 1)
Strikeouts.....	16 - at No. 4 Auburn (March 17)
Sac hits.....	1 - 7x last at Cal (April 4)
Sac flies.....	4 - vs Bowling Green (Feb 14 - Game 1)
Stolen bases.....	4 - vs Bowling Green (Feb 13)
Hit by pitch.....	5 - vs Bowling Green (Feb 13)
Caught stealing.....	1, 5x - last at Pitt (March 20)
Runners LOB.....	15 - vs Bowling Green (Feb 14 - Game 1)
Hit into DP.....	2 - 7x, last at Cal (April 4)
Fielding	
Putouts.....	30 - vs Stony Brook (Feb 21)
Assists.....	13 - vs. No. 5 Florida State (April 9)
Errors.....	3 - vs Bowling Green (Feb 13)
.....	3 - vs Georgia State (Feb. 24)
Passed balls.....	1 - 5x, last vs. No. 5 Florida State (April 10)
DPs turned.....	2 - vs Bowling Green (Feb 13)
.....	2 - vs Stony Brook (Feb 21)
.....	2 - at No. 8 Clemson (March 12)
.....	2 - at No. 8 Clemson (March 13)
Pitching	
Innings pitched.....	10.0 - vs Stony Brook (Feb 21)
Runs allowed.....	14 - at Pitt (March 21)
Earned runs.....	14 - at Pitt (March 21)
Walks allowed.....	10 - at Pitt (March 20)
<b>Strikeouts.....</b>	<b>19 - at Georgia Southern (Feb 17)</b>
Hits allowed.....	14 - vs. Virginia Tech (March 8)
.....	14 - at No. 8 Clemson (March 14)
Doubles allowed.....	4 - vs Bowling Green (Feb 14 - Game 1)
.....	4 - vs. Virginia Tech (March 8)
Triples allowed.....	1 - vs. No. 5 Florida State (April 11)
Homers allowed.....	4 - at Pitt (March 20)
.....	4 - at Pitt (March 21)
Wild pitches.....	2 - vs Stony Brook (Feb 20)
Hit batters.....	3 - at No. 8 Clemson (March 13)
.....	3 - at No. 8 Clemson (March 14)
.....	3 vs. Kennesaw State (April 7)
<b>Bold indicates program record</b>	
<i>Italics indicates BBCOR era record</i>	

Batting	
At bats:.....	6 - Jarren Advincula at Pitt (March 21)
Runs scored: 4 - 4x, last Drew Burress vs No. 5 Florida State (April 11)	
Hits:.....	4 - 6x, last Drew Burress vs No. 5 Florida State (April 11)
RBIs:.....	6 - Drew Rogers vs Stony Brook (Feb. 22)
.....	6 - Alex Hernandez vs Bowling Green (Feb. 14 - Game 1)
.....	6 - Caleb Daniel vs. Bowling Green (Feb 13)
Doubles:.....	2 - 8x last Carson Kerce vs No. 5 Florida State (April 10)
Triples:.....	1 - 10x, last Vahn Lackey vs Kennesaw State (April 7)
Home runs:.....	3 - Ryan Zuckerman vs. Northwestern (March 1)
Total bases:.....	12 - Ryan Zuckerman vs. Northwestern (March 1)
Walks:.....	3 - 7x last Parker Brosius vs No. 5 Florida State (April 9)
Strikeouts:.....	4 - Alex Hernandez vs. No. 14 NC State (March 28)
Sac hits:.....	1 - 7x last Carson Kerce at Cal (April 4)
Sac flies:.....	1 - 14x last Kent Schmidt at Cal (April 2)
Stolen bases:.....	2 - 4x last Vahn Lackey vs. Stony Brook (Feb. 22)
Hit by pitch:.....	2 - Drew Rogers vs. Bowling Green (Feb. 14 - Game 2)
.....	2 - Drew Rogers vs. Northwestern (Feb. 28)
.....	2 - Drew Burress at Pitt (March 20)
.....	2 - Parker Brosius vs. No. 14 NC State (March 27)
Caught stealing:.....	1 - 5x last Drew Burress at Pitt (March 20)
Runners LOB:.....	6 - 3x. last Carson Kerce vs. No. 14 NC State (March 28)
Fielding	
Putouts:.....	15 - Drew Rogers vs. Stony Brook (Feb. 20 - Game 1)
Assists:.....	6 - Carson Kerce vs. Bowling Green (Feb 13)
.....	6 - Carson Kerce at No. 8 Clemson (March 13)
Errors:.....	2 - Cade Brown vs. Stony Brook (Feb. 22)
.....	2 - Carson Kerce at Cal (April 3)
Passed balls:.....	1 - 5x last Vahn Lackey vs No. 5 Florida State (April 10)
Pitching	
Innings pitched:.....	7.1 - Tate McKee vs. No. 14 NC State (March 27)
Runs allowed:.....	6 - Jackson Blakely at No. 8 Clemson (March 14)
.....	6 - Tate McKee at Pitt (March 20)
Earned runs:.....	6 - Jackson Blakely at No. 8 Clemson (March 14)
.....	6 - Tate McKee at Pitt (March 20)
Walks allowed:.....	5 - Tate McKee at No. 8 Clemson (March 12)
.....	5 - Tate McKee at Pitt (March 20)
Strikeouts:.....	9 - Jackson Blakely vs Georgia State (Feb. 24)
Hits allowed:.....	9 - Dylan Loy vs. Northwestern (Feb 28)
Doubles allowed:.....	3 - Mason Patel vs. Stony Brook (Feb 21)
.....	3 - Jackson Blakely at No. 8 Clemson (March 14)
Triples allowed:.....	1 - Jackson Blakely vs No. 5 Florida State (April 11)
Homers allowed:.....	3 - Tate McKee at Pitt (March 20)
Wild pitches:.....	2 - Tate McKee vs. Stony Brook (Feb 20 - Game 1)
Hit batters:.....	3 - Jackson Blakely at No. 8 Clemson (March 14)

## KILL SHOT INNINGS

- A "killshot inning" consists of an inning in which a team scores 2+ runs while holding the opponent scoreless.
- Last season, across college baseball, the team with more "killshot" innings went onto win the game 92% of the time.
- The Jackets have delivered 70 kill shot innings this season - the most in the nation (2.00/game).
- Below is the list of innings in which the Yellow Jackets have delivered a "killshot" and the result of the game.

OPPONENT	DATE	INNING(S)	INNING SCORE	SCORE BEFORE INNING	SCORE AFTER INNING	FINAL
Bowling Green	2/13	3rd & 6th	2-0 & 3-0	0-0 & 5-1	2-0 & 8-1	11-5
Bowling Green	2/14	3rd, 4th, 6th & 7th	11-0, 5-0 & 6-0 & 4-0	0-2, 11-2, 16-2, 22-2	11-2, 16-2, 22-2, 26-2	27-4
Bowling Green	2/14	3rd, 5th & 7th	4-0, 3-0 & 2-0	2-0, 6-2 & 10-2	6-0, 9-2 & 12-2	12-2 (7)
at Georgia Southern	2/17	2nd, 3rd, 5th, 6th & 7th	7-0, 5-0, 2-0, 2-0 & 8-0	1-0, 8-0, 13-0, 15-0 & 17-0	8-0, 13-0, 15-0, 17-0 & 25-0	25-1
Stony Brook	2/20	2nd	2-0	0-0	2-0	14-5
Stony Brook	2/20	5th	5-0	5-5	10-5	10-5
Stony Brook	2/21	1st & 6th	2-0 & 2-0	0-0 & 2-5	2-0 & 4-5	6-5 (10)
Stony Brook	2/22	1st, 2nd, 3rd & 5th	7-0, 4-0, 3-0 & 4-0	0-0, 7-0, 11-0 & 14-0	7-0, 11-0, 14-0 & 18-0	21-3 (7)
Georgia State	2/24	1st	2-0	0-0	2-0	4-9 - Loss
Northwestern	2/27	2nd & 4th	7-0 & 5-0	2-2 & 10-2	9-2 & 15-2	17-3 (7)
Northwestern	2/28	1st, 3rd & 5th	3-0, 5-0 & 2-0	0-0, 5-3 & 10-3	3-0, 10-3 & 12-3	13-3 (7)
Northwestern	3/1	4th, 7th & 8th	3-0, 3-0 & 5-0	2-4, 6-5 & 9-5	5-4, 9-5 & 14-5	14-6
vs. Georgia State	3/3	4th	2-0	0-0	2-0	4-1
Virginia Tech	3/6	1st, 3rd & 5th	8-0, 5-0 & 2-0	0-0, 8-1 & 13-1	8-0, 13-1 & 15-1	16-1 (7)
Virginia Tech	3/7	7th	8-0	5-5	13-5	14-5
Virginia Tech	3/8	2nd & 5th	2-0 & 2-0	0-2 & 4-3	2-2 & 6-3	6-9 - Loss
West Georgia	3/10	2nd, 3rd & 6th	4-0, 5-0 & 3-0	1-0, 5-0 & 11-0	5-0, 9-0 & 14-0	14-0
at Clemson	3/12	3rd & 5th	4-0 & 5-0	0-0 & 4-0	4-0 & 9-0	10-0 (7)
at Clemson	3/13	7th	4-0	4-2	8-2	9-3
at Pitt	3/20	1st	4-0	0-0	4-0	11-9
at Pitt	3/22	2nd, 4th & 6th	2-0, 2-0 & 6-0	0-0, 2-0 & 4-0	2-0, 4-0 & 10-0	12-4 (7)
NC State	3/27	1st	2-0	0-0	2-0	3-1
NC State	3/28	1st & 5th	2-0 & 2-0	0-0 & 2-3	2-0 & 4-3	6-4
NC State	3/29	3rd, 6th & 8th	2-0, 4-0 & 3-0	1-0, 3-0 & 7-0	3-0, 7-0 & 10-0	10-0 (8)
Auburn	3/31	4th, 5th & 7th	2-0, 2-0 & 2-0	6-3, 8-3 & 10-3	8-3, 10-3 & 12-3	13-3 (8)
at Cal	4/2	1st, 3rd & 4th	9-0, 3-0 & 2-0	0-0, 9-0 & 12-0	9-0, 12-0 & 14-0	17-2 (7)
at Cal	4/3	1st & 3rd	4-0 & 3-0	0-0 & 4-0	4-0 & 7-0	7-2
at Cal	4/4	3rd & 6th	3-0 & 5-0	1-0 & 4-0	4-0 & 9-0	9-3
Kennesaw State	4/7	4th & 5th	3-0 & 5-0	1-3 & 4-3	4-3 & 9-3	11-4
Florida State	4/9	6th	3-0	1-3	4-3	4-3
Florida State	4/10	3rd & 8th	4-0 & 4-0	0-1 & 4-2	4-1 & 8-2	8-3
Florida State	4/11	6th	10-0	7-3	17-3	17-3

### **BIG INNINGS BREAKDOWN**

- With a lineup that is described as being the best in all of college baseball, Tech is always primed for hanging up crooked numbers in 2026.
- Tech has delivered 5+ runs in 26 innings so far this year, below is a breakdown...

<b>OPPONENT</b>	<b>DATE</b>	<b>INNING</b>	<b>RUNS</b>	<b>H</b>	<b>2B</b>	<b>3B</b>	<b>HR</b>	<b>RBI</b>	<b>BB</b>	<b>SCORE BEFORE INNING</b>	<b>SCORE AFTER INNING</b>	<b>FINAL</b>
Bowling Green	2/14	3rd	<b>11</b>	7	1	0	1	<b>11</b>	<b>5</b>	0-2	11-2	27-4
Bowling Green	2/14	4th	5	3	0	0	0	3	2	11-2	16-2	27-4
Bowling Green	2/14	6th	6	5	1	0	0	6	1	16-2	22-2	27-4
at Georgia Southern	2/17	2nd	7	4	2	0	0	7	2	1-0	8-0	25-1
at Georgia Southern	2/17	3rd	5	3	1	0	1	4	2	8-0	13-0	25-1
at Georgia Southern	2/17	7th	8	<b>10</b>	1	<b>1</b>	1	8	0	17-0	25-0	25-1
Stony Brook	2/20	6th	6	3	1	0	0	5	<b>5</b>	7-5	13-5	14-5
Stony Brook	2/20	2nd	5	5	2	<b>1</b>	1	5	0	0-3	5-3	10-5 (7)
Stony Brook	2/20	5th	5	5	2	0	1	5	1	5-5	10-5	10-5 (7)
Stony Brook	2/22	1st	7	5	0	<b>1</b>	1	7	3	0-0	7-0	21-3 (7)
Northwestern	2/27	2nd	7	6	<b>4</b>	0	1	7	3	2-2	9-2	17-3 (7)
Northwestern	2/27	4th	5	5	2	0	2	5	0	10-2	15-2	17-3 (7)
Northwestern	2/28	3rd	5	3	1	0	1	5	1	5-3	10-3	13-3 (7)
Northwestern	3/1	8th	5	4	0	0	2	5	1	9-5	14-5	14-6
Virginia Tech	3/6	1st	8	6	1	0	0	8	<b>5</b>	0-0	8-0	16-1 (7)
Virginia Tech	3/6	3rd	5	3	0	0	0	4	4	8-1	13-1	16-1 (7)
Virginia Tech	3/7	7th	8	8	0	0	<b>4</b>	8	2	5-5	13-5	14-5
West Georgia	3/10	3rd	5	5	1	0	0	4	2	5-0	10-0	14-0 (7)
at Clemson	3/12	5th	5	4	0	0	1	5	0	4-0	9-0	10-0 (7)
at Pitt	3/22	6th	6	4	2	0	0	3	2	4-0	10-0	12-4 (7)
Auburn	3/31	2nd	6	4	1	0	2	6	2	0-3	6-3	13-3 (8)
at Cal	4/2	1st	9	6	<b>4</b>	0	0	7	4	0-0	9-0	17-2 (7)
at Cal	4/4	6th	5	5	0	<b>1</b>	0	5	1	4-0	9-0	9-3
Kennesaw State	4/7	5th	5	5	1	0	2	4	1	4-3	9-3	11-4
Florida State	4/11	5th	5	6	2	0	0	5	0	2-3	7-3	17-3
Florida State	4/11	6th	10	7	1	0	3	9	3	7-3	17-3	17-3

# STARTERS

## STARTING PITCHERS GAME-BY-GAME

### STARTING PITCHER RECORDS

PITCHER	Starts	Record	GT Career Record
Tate McKee	9	6-0	18-8
Jackson Blakely	6	4-1	4-1
Dylan Loy	5	1-1	1-1
Cooper Underwood	5	1-0	1-0
Porter Buursema	3	0-0	0-0
Dimitri Angelakos	3	1-1	1-1
Mason Patel	2	1-0	14-5
Justin Shaddek	1	0-0	0-0
Charlie Willcox	1	0-0	0-0

Last season, Tech set a program record, going 37 games without recording a loss from a starting pitcher.

This season, it took until the 20th game for a Tech pitcher to get saddled with a loss, when Jackson Blakely saw his inherited runners score for a total of 6 earned runs over his outing.

At Cal, Tech starters did not allow an earned run in any of the three starts, spanning 13.1 innings. It was the first time Tech starters had delivered a 0.00 ERA over an ACC series since at least the turn of the century.

Underwood became the first true freshman to start on opening weekend since 2022.

Blakely recorded nine strikeouts in his first career start, vs. Georgia State on Feb. 24 - it was the most strikeouts by any Tech pitcher in their first career start since at least the turn of the century

Angelakos was excellent in his first career start, pitching 5.0 innings with 2 hits, five strikeouts and zero walks, becoming the first Tech pitcher to throw 5.0 scoreless innings in his first career start since Carson Ballard, against Georgia State back in 2024.

Since joining the weekend rotation vs NC State, Porter Buursema has enjoyed his best performances as a Yellow Jacket. He holds a 3.48 ERA as a starter with 15 strikeouts to only six walks.

PITCHER	DATE	OPPONENT	DEC.	IP	H	R	ER	BB	SO	NP	SCORE W/LEFT	FINAL
Tate McKee	2/13	Bowling Green	W	5.0	3	1	1	1	6	86	5-1	11-5
Mason Patel	2/14	Bowling Green	W	5.0	5	2	2	2	7	96	16-2	27-4
Cooper Underwood	2/14	Bowling Green	ND	3.2	4	2	2	2	4	66	6-2	12-2 (7)
Dylan Loy	2/17	at Ga. Southern	ND	2.0	1	0	0	0	6	35	13-0	25-1
Tate McKee	2/20	Stony Brook	ND	4.0	3	2	2	3	6	82	3-2	14-5
Justin Shaddek	2/20	Stony Brook	ND	2.0	2	3	1	1	2	38	5-3	10-5 (7)
Mason Patel	2/21	Stony Brook	ND	3.1	8	5	5	1	1	48	2-5	6-5 (10)
Cooper Underwood	2/22	Stony Brook	W	4.0	0	0	0	2	4	50	14-0	21-3 (7)
Jackson Blakely	2/24	Georgia State	ND	4.0	3	0	0	2	9	74	2-0	4-9
Tate McKee	2/27	Northwestern	W	4.1	6	3	3	2	3	86	15-3	17-3 (7)
Dylan Loy	2/28	Northwestern	W	4.0	9	3	3	0	4	81	10-3	13-3 (7)
Cooper Underwood	3/1	Northwestern	ND	0.1	3	4	4	0	0	26	0-4	14-6
Dimitri Angelakos	3/3	vs Georgia State	W	5.0	2	0	0	0	5	65	2-0	4-1
Tate McKee	3/6	Virginia Tech	ND	3.0	4	1	1	2	3	67	8-1	16-1 (7)
Dylan Loy	3/7	Virginia Tech	ND	4.2	6	5	1	1	3	86	2-5	14-5
Cooper Underwood	3/8	Virginia Tech	ND	2.1	2	2	2	3	2	54	2-2	6-9
Dimitri Angelakos	3/10	West Georgia	ND	3.1	2	0	0	0	2	38	10-0	14-0
Tate McKee	3/12	at Clemson	W	6.0	1	0	0	5	7	99	9-0	10-0(7)
Dylan Loy	3/13	at Clemson	ND	4.1	5	2	2	1	1	75	4-2	9-3
Jackson Blakely	3/14	at Clemson	L	4.1	7	6	6	1	3	78	5-6	7-13
Dimitri Angelakos	3/17	at Auburn	L	1.1	5	4	4	1	1	39	1-4	2-9
Tate McKee	3/20	at Pitt	ND	4.0	6	6	6	5	6	98	11-6	11-9
Dylan Loy	3/21	at Pitt	L	1.0	4	5	5	1	1	29	3-5	9-14
Jackson Blakely	3/22	at Pitt	W	4.0	2	0	0	2	5	75	4-0	12-4
Tate McKee	3/27	NC State	W	7.1	4	1	1	4	3	99	3-1	3-1
Porter Buursema	3/28	NC State	ND	2.1	5	3	3	4	2	66	2-3	6-4
Jackson Blakely	3/29	NC State	W	7.0	4	0	0	1	3	96	7-0	10-0 (8)
Cooper Underwood	3/31	Auburn	ND	1.2	4	3	3	2	1	42	0-3	13-3 (8)
Tate McKee	4/2	at Cal	W	4.0	3	0	0	1	4	65	17-0	17-2 (7)
Porter Buursema	4/3	at Cal	ND	4.0	2	1	0	1	6	65	7-0	7-2
Jackson Blakely	4/4	at Cal	W	5.1	2	0	0	0	6	74	9-0	9-3
Charlie Willcox	4/7	Kennesaw State	ND	1.0	3	3	3	1	0	23	0-3	11-4
Tate McKee	4/9	Florida State	W	6.0	4	3	3	2	7	94	4-3	4-3
Porter Buursema	4/10	Florida State	ND	4.0	3	1	1	1	7	66	4-1	8-3
Jackson Blakely	4/11	Florida State	W	5.0	6	3	3	1	5	86	7-3	17-3

**BULLPEN GAME-BY-GAME**

OPPONENT	DATE	W-L-S	PITCHERS	INN.	IP	H	R-ER	BB-SO
Bowling Green	Feb. 13	0-0-0	Loy, Willcox, Gaudette, Vicens	6th	4.0	6	4-2	5-7
Bowling Green	Feb. 14	0-0-0	McKelvey, Buursema, Angelakos	6th	4.0	3	2-2	2-9
Bowling Green	Feb. 14	1-0-0	Campbell (W), Shadek, Spivey	4th	3.1	<b>0</b>	<b>0-0</b>	2-4
at Ga. Southern	Feb. 17	1-0-0	Ballard, Blakely (W), McKelvey, Barfield, Lankie	3rd	7.0	5	1-0	1-13
Stony Brook	Feb. 20	1-0-0	Gaudette, Campbell (W), Lankie, Angelakos	5th	5.0	6	3-3	<b>0-8</b>
Stony Brook	Feb. 20	1-0-0	Spivey, McKelvey, Barfield (W), Vicens	3rd	5.0	5	2-2	4-6
Stony Brook	Feb. 21	1-0-0	Loy, Ballard (W)	4th	6.2	<b>0</b>	<b>0-0</b>	2-6
Stony Brook	Feb. 22	0-0-0	Bursema, Willcox	5th	3.0	3	3-2	1-2
Georgia State	Feb. 24	0-1-0	Campbell (L), Spivey, Vicens, Ballard, Angelakos, Gaudette	5th	5.0	9	9-8	1-4
Northwestern	Feb. 27	0-0-0	Gaudette, Buursema	5th	2.2	1	<b>0-0</b>	1-3
Northwestern	Feb. 28	0-0-1	Lankie (S)	5th	3.0	1	<b>0-0</b>	1-4
Northwestern	March 1	1-0-0	Gaudette, Shadek (W), Spivey, Barfield, Campbell	1st	<b>8.2</b>	7	2-2	4-11
vs Georgia State	March 3	0-0-1	Willcox, Spivey (S)	6th	4.0	2	1-1	2-2
Virginia Tech	March 6	1-0-0	Ballard (W), Campbell	4th	4.0	1	<b>0-0</b>	1-6
Virginia Tech	March 7	1-0-0	Blakely, Gaudette (W), Barfield, Vicens	5th	4.1	5	<b>0-0</b>	2-5
Virginia Tech	March 8	0-1-0	Gaudette, Spivey, Lankie, Buursema (L), Shadek, Campbell	3rd	6.2	12	7-7	4-11
West Georgia	March 10	1-0-0	McKelvey (W), Willcox, Buursema	4th	3.2	<b>0</b>	<b>0-0</b>	2-6
at Clemson	March 12	0-0-0	Lankie	7th	1.0	1	<b>0-0</b>	<b>0-0</b>
at Clemson	March 13	1-0-0	Patel (W), Gaudette, Ballard	5th	4.2	4	1-1	2-4
at Clemson	March 14	0-0-0	McKelvey, Spivey, Vicens, Underwood, Barfield, Shadek, Campbell, Willcox	5th	4.2	7	7-5	8-3
at Auburn	March 17	0-0-0	Lankie, Barfield, Gaudette, Campbell, Ballard, Shadek	2nd	6.2	6	5-5	5-8
at Pitt	March 20	1-0-1	McKelvey (W), Gaudette, Patel (S)	5th	4.0	2	3-3	5-4
at Pitt	March 21	0-0-0	Ballard, Willcox, Buursema, Vicens, Barfield	2nd	7.0	7	9-9	7-7
at Pitt	March 22	0-0-0	Barfield, Lankie, Shadek	5th	3.0	4	4-4	2-5
NC State	March 27	0-0-1	Patel (S)	8th	1.2	1	<b>0-0</b>	<b>0-2</b>
NC State	March 28	1-0-1	Loy, Gaudette (W), Barfield (S)	3rd	6.2	4	1-1	2-6
NC State	March 29	0-0-0	Shadek	8th	1.0	<b>0</b>	<b>0-0</b>	<b>0-3</b>
Auburn	March 31	1-0-0	Lankie, Campbell, Loy, Barfield, Willcox, Ballard, Spivey	2nd	6.1	2	<b>0-0</b>	2-7
at Cal	April 2	0-0-0	McKelvey, Angelakos	5th	3.0	3	2-2	3-3
at Cal	April 3	1-0-0	Barfield, Lankie, Spivey, Willcox	5th	5.0	3	1-0	<b>0-7</b>
at Cal	April 4	0-0-0	Gaudette, Shadek, Patel	6th	3.2	5	3-3	2-4
Kennesaw State	April 7	1-0-0	Loy, Ballard (W), Barfield, Spivey, Vicens, Angelakos	2nd	8.0	4	1-1	1-12
Florida State	April 9	0-0-1	Patel (S)	7th	3.0	3	<b>0-0</b>	<b>0-0</b>
Florida State	April 10	1-0-1	Gaudette (W), Loy (S)	5th	5.0	4	2-2	2-6
Florida State	April 11	0-0-0	Lankie, Barfield	6th	2.0	<b>0</b>	<b>0-0</b>	2-3

- The Tech bullpen set a new season high with a 12.1 inning scoreless streak over the course of the last four games from Feb. 24-March 1. The streak was halted in the 5th inning on March 1 against Northwestern after already throwing 3.2 scoreless innings at the time.
- The Tech bullpen did not allow a run over 2.0 innings on Saturday against Florida State, already the 13th scoreless outing for them this season.
- The GT bullpen has allowed two or fewer earned runs in 24 games this season.
- For the season, the Tech bullpen has held a 3.74 ERA, holding opponents to a .217 batting average.

# 2026 Season Summary

(As of Apr 13, 2026)

## Georgia Tech Season Summary

Record: 30-5    Home: 21-2    Away: 9-3    Neutral: 0-0    Conference: 15-3  
 Extra Inn: 1-0    Vs. Ranked: 9-2

DATE	OPPONENT	SCORE	PLAYER	AVG	SLUG	OBP	GP	AB	R	H	2B	3B	HR	RBI	BB	K	SB	CS	E
02-13	Bowling Green	W 11-5	ADVINCULA, Jarren	.422	.599	.494	35	147	39	62	7	2	5	42	18	12	5	1	0
02-14	Bowling Green	W 27-4	KERCE, Carson	.402	.680	.490	35	122	33	49	20	1	4	32	17	17	2	0	6
02-14	Bowling Green	W 12-2	LACKEY, Vahn	.398	.789	.519	35	128	49	51	10	2	12	45	29	21	7	0	1
02-17	at Georgia Southern	W 25-1	BAKER, Will	.373	.655	.497	34	110	41	41	14	1	5	29	27	21	1	0	2
02-20	Stony Brook	W 14-5	HERNANDEZ, Alex	.368	.544	.490	34	125	38	46	4	0	6	32	27	36	2	0	2
02-20	Stony Brook	W 10-5	ZUCKERMAN, Ryan	.339	.717	.455	35	127	38	43	10	1	12	44	24	50	1	0	4
02-22	Stony Brook	W 21-3	BURRESS, Drew	.333	.589	.472	35	141	49	47	11	2	7	30	31	25	4	4	2
02-24	Georgia State	L 4-9	DANIEL, Caleb	.302	.651	.398	31	86	27	26	6	0	8	22	11	29	0	0	0
02-27	Northwestern	W 17-3	SCHMIDT, Kent	.299	.483	.475	27	87	30	26	4	0	4	32	28	21	2	0	2
02-28	Northwestern	W 13-3	ROGERS, Drew	.268	.554	.391	23	56	18	15	1	0	5	21	6	20	0	0	2
03-01	Northwestern	W 14-6																	
03-03	at Georgia St.	W 4-1	NEISES, Tyler	.667	.667	.750	3	3	2	2	0	0	0	0	1	1	0	0	0
03-06*	Virginia Tech	W 16-1	COUPET, Nathanael	.500	.750	.533	12	12	6	6	0	0	1	9	1	5	0	0	0
03-07*	Virginia Tech	W 14-5	DEE, Michael	.500	.500	.600	6	4	3	2	0	0	0	1	1	2	0	0	0
03-08*	Virginia Tech	L 6-9	HARTWELL, Judson	.500	.500	.600	4	4	2	2	0	0	0	1	1	0	0	0	0
03-10	West Georgia	W 14-0	STEPHENSON, Dominic	.500	1.000	.667	4	4	2	2	0	1	0	3	1	2	0	0	0
03-12*	at Clemson	W 10-0	LEWIS, Coleman	.316	.474	.435	11	19	6	6	0	0	1	4	4	6	0	0	0
03-13*	at Clemson	W 9-3	BROWN, Cade	.273	.273	.429	9	11	3	3	0	0	0	1	2	4	0	0	2
03-14*	at Clemson	L 7-13	BROSIUS, Parker	.267	.667	.467	30	30	7	8	3	0	3	16	11	8	3	0	0
03-17	at Auburn	L 2-9																	
03-20*	at Pitt	W 11-9																	
03-21*	at Pitt	L 9-14																	
03-22*	at Pitt	W 12-4																	
03-27*	NC State	W 3-1																	
03-28*	NC State	W 6-4																	
03-29*	NC State	W 10-0																	
03-31	Auburn	W 13-3																	
04-02*	at California	W 17-2																	
04-03*	at California	W 7-2																	
04-04*	at California	W 9-3																	
04-07	Kennesaw State	W 11-4																	
04-09*	Florida St.	W 4-3																	
04-10*	Florida St.	W 8-3																	
04-11*	Florida St.	W 17-3																	

\* Conf Game; - Neutral Site; + Extra Innings; ^ Postseason; (F) Forfeit

LOB - Team (298), Opp (257). DPs turned - Team (17), Opp (27). CI - Team (0), Opp (0). IBB - Team (1): ADVINCULA, Jarren (1). Picked off - Team (4): BURRESS, Drew (2); LACKEY, Vahn (1); KERCE, Carson (1).

PLAYER	ERA	W-L	APP	GS	CG	SHO	SV	IP	H	R	ER	BB	K	AVG	HR
BLAKELY, Jackson	2.34	5-1	8	6	0	1	0	34.2	30	9	9	7	38	.229	3
ANGELAKOS, Dimitri	3.12	1-1	8	3	0	1	0	17.1	14	6	6	2	13	.215	2
BUURSEMA, Porter	3.44	0-1	9	3	0	1	0	18.1	12	8	7	15	27	.190	1
LOY, Dylan	3.48	2-1	11	5	0	0	1	31.0	31	16	12	7	32	.252	7
MCKEE, Tate	3.50	6-0	9	9	0	1	0	43.2	34	17	17	25	45	.215	6
PATEL, Mason	3.50	2-0	7	2	0	0	3	18.0	20	7	7	5	14	.294	0
SHADEK, Justin	4.73	1-0	9	1	0	1	0	13.1	13	11	7	11	20	.255	0
UNDERWOOD, Cooper	8.25	1-0	6	5	0	0	0	12.0	14	11	11	9	11	.304	1
WILLCOX, Charlie	8.76	0-0	9	1	0	1	0	12.1	18	14	12	6	12	.316	1
BARFIELD, Brett	1.59	2-0	13	0	0	0	1	11.1	7	2	2	4	14	.167	0
GAUDETTE, Caden	3.50	3-0	13	0	0	0	0	18.0	10	7	7	6	16	.164	4
BALLARD, Carson	3.77	3-0	9	0	0	0	0	14.1	13	7	6	7	18	.241	1
LANKIE, Jake	4.40	0-0	10	0	0	1	1	14.1	17	9	7	4	19	.283	1
CAMPBELL, Kayden	4.70	2-1	9	0	0	0	0	7.2	7	4	4	6	8	.259	0
SPIVEY, Caden	6.17	0-0	10	0	0	0	1	11.2	11	8	8	9	17	.262	1
VICENS, Jamie	7.20	0-0	7	0	0	0	0	5.0	3	5	4	6	11	.167	0
MCKELVEY, Adam	9.00	2-0	7	0	0	1	0	6.0	5	6	6	7	11	.227	1
<b>Totals</b>	<b>4.11</b>	<b>30-5</b>	<b>35</b>	<b>0</b>	<b>3</b>	<b>7</b>	<b>0</b>	<b>289.0</b>	<b>259</b>	<b>147</b>	<b>132</b>	<b>136</b>	<b>326</b>	<b>.238</b>	<b>29</b>
<b>Opponents</b>	<b>11.44</b>	<b>5-30</b>	<b>35</b>	<b>0</b>	<b>0</b>	<b>3</b>	<b>0</b>	<b>273.2</b>	<b>437</b>	<b>393</b>	<b>348</b>	<b>240</b>	<b>280</b>	<b>.359</b>	<b>73</b>

PB - Team(5): LACKEY, Vahn (4); ROGERS, Drew (1), Opp (7). Pickoffs - Team(8): UNDERWOOD, Cooper (2); SPIVEY, Caden (1); BALLARD, Carson (1); PATEL, Mason (1); LOY, Dylan (1); BUURSEMA, Porter (1), Opp (4). SBA/ATT - LACKEY, Vahn (22-25); ROGERS, Drew (18-25); BLAKELY, Jackson (2-2); WILLCOX, Charlie (1-1); VICENS, James (1-1); SHADEK, Justin (1-1); ANGELAKOS, Dimitri (1-1).

SCORE BY INNINGS	1	2	3	4	5	6	7	8	9	EX	TOTAL
Georgia Tech	58	54	66	33	58	59	41	22	1	1	393
Opponents	20	30	6	16	34	12	17	6	6	0	147

# Overall Stats

## Georgia Tech Overall Statistics

Record: 30-5    Home: 21-2    Away: 9-3    Neutral: 0-0    Conference: 15-3  
 Extra Inn: 1-0    Vs. Ranked: 9-2

PLAYER	AVG	GP-GS	AB	R	H	2B	3B	HR	XB	RBI	TB	SLG	BB	HP	K	GDP	OB%	SF	SH	SB-ATT	PO	A	E	FLD%	
ADVINCULA, Jarren	.422	35-35	147	39	62	7	2	5	14	42	88	.599	18	4	12	1	.494	1	1	5-6	45	63	0	1.000	
KERCE, Carson	.402	35-35	122	33	49	20	1	4	25	32	83	.680	17	4	17	7	.490	0	1	2-2	42	76	6	.952	
LACKEY, Vahn	.398	35-35	128	49	51	10	2	12	24	45	101	.789	29	3	21	4	.519	0	0	7-7	204	16	1	.995	
BAKER, Will	.373	34-32	110	41	41	14	1	5	20	29	72	.655	27	3	21	4	.497	3	3	1-1	24	4	2	.933	
HERNANDEZ, Alex	.368	34-34	125	38	46	4	0	6	10	32	68	.544	27	4	36	2	.490	1	0	2-2	94	8	2	.981	
ZUCKERMAN, Ryan	.339	35-35	127	38	43	10	1	12	23	44	91	.717	24	4	50	3	.455	1	0	1-1	11	57	4	.944	
BURRESS, Drew	.333	35-35	141	49	47	11	2	7	20	30	83	.589	31	6	25	1	.472	0	0	4-8	65	3	2	.971	
DANIEL, Caleb	.302	31-22	86	27	26	6	0	8	14	22	56	.651	11	4	29	2	.398	2	0	0-0	26	0	0	1.000	
SCHMIDT, Kent	.299	27-27	87	30	26	4	0	4	8	32	42	.483	28	3	21	2	.475	2	0	2-2	170	9	2	.989	
ROGERS, Drew	.268	23-15	56	18	15	1	0	5	6	21	31	.554	6	6	20	1	.391	1	0	0-0	122	12	2	.985	
-----																									
NEISES, Tyler	.667	3-0	3	2	2	0	0	0	0	0	2	.667	1	0	1	0	.750	0	0	0-0	2	0	0	1.000	
COUPET, Nathanael	.500	12-1	12	6	6	0	0	1	1	9	9	.750	1	1	5	0	.533	1	0	0-0	14	1	0	1.000	
DEE, Michael	.500	6-0	4	3	2	0	0	0	0	1	2	.500	1	0	2	0	.600	0	0	0-0	2	2	0	1.000	
HARTWELL, Judson	.500	4-0	4	2	2	0	0	0	0	1	2	.500	1	0	0	0	.600	0	0	0-0	1	0	0	1.000	
STEPHENSON, Dominic	.500	4-0	4	2	2	0	1	0	1	3	4	1.000	1	1	2	0	.667	0	0	0-0	7	0	0	1.000	
LEWIS, Coleman	.316	11-1	19	6	6	0	0	1	1	4	9	.474	4	0	6	0	.435	0	0	0-0	1	0	0	1.000	
BROWN, Cade	.273	9-0	11	3	3	0	0	0	0	1	3	.273	2	1	4	0	.429	0	0	0-0	10	2	2	.857	
BROSIUS, Parker	.267	30-8	30	7	8	3	0	3	6	16	20	.667	11	2	8	1	.467	2	2	3-3	16	0	0	1.000	
Others																					11	38	5	.907	
<b>Totals</b>	<b>.359</b>	<b>-</b>	<b>1216</b>	<b>393</b>	<b>437</b>	<b>90</b>	<b>10</b>	<b>73</b>	<b>173</b>	<b>364</b>	<b>766</b>	<b>.630</b>	<b>240</b>	<b>46</b>	<b>280</b>	<b>28</b>	<b>.477</b>	<b>14</b>	<b>7</b>	<b>27-32</b>	<b>867</b>	<b>291</b>	<b>28</b>	<b>.976</b>	
<b>Opponents</b>	<b>.238</b>	<b>-</b>	<b>1088</b>	<b>147</b>	<b>259</b>	<b>51</b>	<b>1</b>	<b>29</b>	<b>81</b>	<b>140</b>	<b>399</b>	<b>.367</b>	<b>136</b>	<b>32</b>	<b>326</b>	<b>17</b>	<b>.338</b>	<b>8</b>	<b>9</b>	<b>40-50</b>	<b>822</b>	<b>280</b>	<b>43</b>	<b>.962</b>	

LOB - Team (298), Opp (257). DPs turned - Team (17), Opp (27). CI - Team (0), Opp (0). IBB - Team (1): ADVINCULA, Jarren (1) . Picked off - Team (4): BURRESS, Drew (2) ;LACKEY, Vahn (1) ;KERCE, Carson (1) .

PLAYER	ERA	W-L	APP	GS	CG	SHO	SV	IP	H	R	ER	BB	K	WHIP	2B	3B	HR	AVG	WP	HP	BK	SFA	SHA		
BLAKELY, Jackson	2.34	5-1	8	6	0	1	0	34.2	30	9	9	7	38	1.07	7	1	3	.229	2	6	0	1	1		
ANGELAKOS, Dimitri	3.12	1-1	8	3	0	1	0	17.1	14	6	6	2	13	0.92	3	0	2	.215	1	2	0	0	0		
BUURSEMA, Porter	3.44	0-1	9	3	0	1	0	18.1	12	8	7	15	27	1.47	3	0	1	.190	2	0	0	1	1		
LOY, Dylan	3.48	2-1	11	5	0	0	1	31.0	31	16	12	7	32	1.23	1	0	7	.252	1	3	0	0	0		
MCKEE, Tate	3.50	6-0	9	9	0	1	0	43.2	34	17	17	25	45	1.35	3	0	6	.215	5	3	0	0	0		
PATEL, Mason	3.50	2-0	7	2	0	0	3	18.0	20	7	7	5	14	1.39	8	0	0	.294	0	1	0	0	2		
SHADEK, Justin	4.73	1-0	9	1	0	1	0	13.1	13	11	7	11	20	1.80	4	0	0	.255	1	1	0	1	3		
UNDERWOOD, Cooper	8.25	1-0	6	5	0	0	0	12.0	14	11	11	9	11	1.92	4	0	1	.304	0	3	0	2	0		
WILLCOX, Charlie	8.76	0-0	9	1	0	1	0	12.1	18	14	12	6	12	1.95	4	0	1	.316	1	4	0	0	0		
-----																									
BARFIELD, Brett	1.59	2-0	13	0	0	0	1	11.1	7	2	2	4	14	0.97	1	0	0	.167	1	1	0	0	0		
GAUDETTE, Caden	3.50	3-0	13	0	0	0	0	18.0	10	7	7	6	16	0.89	0	0	4	.164	0	2	0	0	1		
BALLARD, Carson	3.77	3-0	9	0	0	0	0	14.1	13	7	6	7	18	1.40	3	0	1	.241	1	2	0	1	0		
LANKIE, Jake	4.40	0-0	10	0	0	1	1	14.1	17	9	7	4	19	1.47	3	0	1	.283	0	1	0	1	0		
CAMPBELL, Kayden	4.70	2-1	9	0	0	0	0	7.2	7	4	4	6	8	1.70	3	0	0	.259	0	1	1	0	0		
SPIVEY, Caden	6.17	0-0	10	0	0	0	1	11.2	11	8	8	9	17	1.71	3	0	1	.262	0	1	0	0	0		
VICENS, Jamie	7.20	0-0	7	0	0	0	0	5.0	3	5	4	6	11	1.80	0	0	0	.167	1	0	0	0	1		
MCKELVEY, Adam	9.00	2-0	7	0	0	1	0	6.0	5	6	6	7	11	2.00	1	0	1	.227	0	1	0	1	0		
<b>Totals</b>	<b>4.11</b>	<b>30-5</b>	<b>35</b>	<b>0</b>	<b>3</b>	<b>7</b>	<b>289.0</b>	<b>259</b>	<b>147</b>	<b>132</b>	<b>136</b>	<b>326</b>	<b>1.37</b>	<b>51</b>	<b>1</b>	<b>29</b>	<b>.238</b>	<b>16</b>	<b>32</b>	<b>1</b>	<b>8</b>	<b>9</b>			
<b>Opponents</b>	<b>11.44</b>	<b>5-30</b>	<b>35</b>	<b>0</b>	<b>0</b>	<b>3</b>	<b>273.2</b>	<b>437</b>	<b>393</b>	<b>348</b>	<b>240</b>	<b>280</b>	<b>2.47</b>	<b>90</b>	<b>10</b>	<b>73</b>	<b>.359</b>	<b>32</b>	<b>46</b>	<b>3</b>	<b>14</b>	<b>7</b>			

PB - Team(5): LACKEY, Vahn (4) ;ROGERS, Drew (1) , Opp (7). Pickoffs - Team(8): UNDERWOOD, Cooper (2) ;SPIVEY, Caden (1) ;BALLARD, Carson (1) ;PATEL, Mason (1) ;LOY, Dylan (1) ;BUURSEMA, Porter (1) , Opp (4). SBA/ATT - LACKEY, Vahn (22-25) ;ROGERS, Drew (18-25) ;BLAKELY, Jackson (2-2) ;WILLCOX, Charlie (1-1) ;VICENS, James (1-1) ;SHADEK, Justin (1-1) ;ANGELAKOS, Dimitri (1-1) .

Record: 15-3    Home: 8-1    Away: 7-2    Neutral: 0-0    Conference: 15-3  
 Extra Inn: 0-0    Vs. Ranked: 8-1

PLAYER	AVG	GP-GS	AB	R	H	2B	3B	HR	XB	RBI	TB	SLG	BB	HP	K	GDP	OB%	SF	SH	SB-ATT	PO	A	E	FLD%
ADVINCULA, Jarren	.468	18-18	77	20	36	7	2	1	10	18	50	.649	10	0	7	0	.523	1	0	1-2	32	35	0	1.000
KERCE, Carson	.408	18-18	71	14	29	11	0	3	14	22	49	.690	2	1	10	4	.432	0	1	1-1	22	49	3	.959
BAKER, Will	.358	17-16	53	22	19	6	1	5	12	13	42	.792	12	1	14	2	.485	0	3	0-0	5	3	1	.889
LACKEY, Vahn	.354	18-18	65	29	23	6	0	6	12	18	47	.723	16	1	11	4	.488	0	0	2-2	117	9	0	1.000
BURRESS, Drew	.299	18-18	77	25	23	4	1	4	9	14	41	.532	13	2	19	0	.413	0	0	1-3	33	0	0	1.000
ZUCKERMAN, Ryan	.281	18-18	64	19	18	4	0	5	9	21	37	.578	12	1	28	0	.397	1	0	1-1	8	35	1	.977
HERNANDEZ, Alex	.273	18-18	66	13	18	1	0	3	4	15	28	.424	18	1	24	1	.430	1	0	0-0	31	3	1	.971
SCHMIDT, Kent	.262	18-18	61	15	16	2	0	2	4	23	24	.393	15	1	16	1	.410	1	0	2-2	128	7	1	.993
DANIEL, Caleb	.231	15-10	39	9	9	0	0	3	3	9	18	.462	4	1	15	0	.318	0	0	0-0	12	0	0	1.000
BROSIUS, Parker	.211	15-7	19	3	4	1	0	2	3	4	11	.579	7	2	5	1	.464	0	1	0-0	10	0	0	1.000
-----																								
BROWN, Cade	.333	2-0	3	1	1	0	0	0	0	0	1	.333	0	0	0	0	.333	0	0	0-0	3	1	0	1.000
COUPET, Nathanael	.333	4-0	3	0	1	0	0	0	0	2	1	.333	1	0	2	0	.500	0	0	0-0	2	1	0	1.000
LEWIS, Coleman	.333	2-0	3	1	1	0	0	1	1	1	4	1.333	0	0	1	0	.333	0	0	0-0	0	0	0	.000
ROGERS, Drew	.176	7-3	17	4	3	0	0	1	1	3	6	.353	2	1	8	0	.300	0	0	0-0	39	4	0	1.000
STEPHENSON, Dominic	.000	1-0	0	0	0	0	0	0	0	0	0	.000	1	0	0	0	.000	0	0	0-0	0	0	0	.000
Others																					5	10	3	.833
<b>Totals</b>	<b>.325</b>	<b>-</b>	<b>618</b>	<b>175</b>	<b>201</b>	<b>42</b>	<b>4</b>	<b>36</b>	<b>82</b>	<b>163</b>	<b>359</b>	<b>.581</b>	<b>113</b>	<b>12</b>	<b>160</b>	<b>13</b>	<b>.436</b>	<b>4</b>	<b>5</b>	<b>8-11</b>	<b>447</b>	<b>157</b>	<b>10</b>	<b>.984</b>
<b>Opponents</b>	<b>.242</b>	<b>-</b>	<b>561</b>	<b>79</b>	<b>136</b>	<b>23</b>	<b>1</b>	<b>21</b>	<b>45</b>	<b>75</b>	<b>224</b>	<b>.399</b>	<b>80</b>	<b>16</b>	<b>153</b>	<b>11</b>	<b>.350</b>	<b>6</b>	<b>2</b>	<b>14-19</b>	<b>431</b>	<b>128</b>	<b>22</b>	<b>.962</b>

LOB - Team (143), Opp (139). DPs turned - Team (11), Opp (12). CI - Team (0), Opp (0). IBB - Team (1): ADVINCULA, Jarren (1) . Picked off - Team (1): KERCE, Carson (1) .

PLAYER	ERA	W-L	APP	GS	CG	SHO	SV	IP	H	R	ER	BB	K	WHIP	2B	3B	HR	AVG	WP	HP	BK	SFA	SHA	
BLAKELY, Jackson	2.93	4-1	6	5	0	1	0	27.2	25	9	9	5	24	1.08	7	1	3	.238	2	4	0	1	0	
MCKEE, Tate	3.26	4-0	6	6	0	1	0	30.1	22	11	11	19	30	1.35	1	0	4	.202	3	1	0	0	0	
BUURSEMA, Porter	4.73	0-1	5	3	0	0	0	13.1	11	8	7	9	18	1.50	3	0	1	.234	1	0	0	1	1	
LOY, Dylan	5.65	0-1	5	3	0	0	1	14.1	19	13	9	5	11	1.67	0	0	6	.317	1	3	0	0	0	
UNDERWOOD, Cooper	7.71	0-0	2	1	0	0	0	2.1	3	2	2	3	2	2.57	1	0	0	.375	0	1	0	2	0	
-----																								
PATEL, Mason	0.00	1-0	5	0	0	0	3	9.2	7	0	0	2	6	0.93	3	0	0	.206	0	1	0	0	0	
BARFIELD, Brett	0.00	1-0	7	0	0	0	1	6.0	2	0	0	3	8	0.83	1	0	0	.095	1	0	0	0	0	
ANGELAKOS, Dimitri	0.00	0-0	1	0	0	0	0	2.0	1	0	0	1	2	1.00	0	0	0	.143	1	0	0	0	0	
CAMPBELL, Kayden	0.00	0-0	3	0	0	0	0	4.0	1	0	0	2	6	0.75	0	0	0	.083	0	0	0	0	0	
GAUDETTE, Caden	2.84	3-0	7	0	0	0	0	12.2	6	4	4	5	10	0.87	0	0	3	.140	0	1	0	0	0	
BALLARD, Carson	6.00	1-0	3	0	0	0	0	6.0	6	4	4	3	6	1.50	1	0	1	.250	0	2	0	0	0	
VICENS, Jamie	6.75	0-0	3	0	0	0	0	1.1	0	1	1	3	3	2.25	0	0	0	.000	1	0	0	0	0	
LANKIE, Jake	6.75	0-0	5	0	0	1	0	5.1	10	5	4	2	6	2.25	1	0	1	.400	0	1	0	0	0	
SHADEK, Justin	8.44	0-0	5	0	0	1	0	5.1	7	7	5	7	10	2.63	1	0	0	.304	0	1	0	1	1	
WILLCOX, Charlie	12.00	0-0	3	0	0	0	0	3.0	6	4	4	2	4	2.67	2	0	1	.400	0	0	0	0	0	
SPIVEY, Caden	12.27	0-0	3	0	0	0	0	3.2	6	5	5	3	4	2.45	2	0	0	.400	0	0	0	0	0	
MCKELVEY, Adam	27.00	1-0	3	0	0	0	0	2.0	4	6	6	6	3	5.00	0	0	1	.444	0	1	0	1	0	
<b>Totals</b>	<b>4.29</b>	<b>15-3</b>	<b>18</b>	<b>0</b>	<b>2</b>	<b>5</b>	<b>149.0</b>	<b>136</b>	<b>79</b>	<b>71</b>	<b>80</b>	<b>153</b>	<b>1.45</b>	<b>23</b>	<b>1</b>	<b>21</b>	<b>.242</b>	<b>10</b>	<b>16</b>	<b>0</b>	<b>6</b>	<b>2</b>		
<b>Opponents</b>	<b>9.27</b>	<b>3-15</b>	<b>18</b>	<b>0</b>	<b>0</b>	<b>2</b>	<b>143.2</b>	<b>201</b>	<b>175</b>	<b>148</b>	<b>113</b>	<b>160</b>	<b>2.19</b>	<b>42</b>	<b>4</b>	<b>36</b>	<b>.325</b>	<b>16</b>	<b>12</b>	<b>2</b>	<b>4</b>	<b>5</b>		

PB - Team(3): LACKEY, Vahn (3) , Opp (3). Pickoffs - Team(3): LOY, Dylan (1) ;BUURSEMA, Porter (1) , Opp (1). SBA/ATT - LACKEY, Vahn (9-13) ;ROGERS, Drew (5-6) ;BLAKELY, Jackson (2-2) ;VICENS, James (1-1) .

**PITCHING SITUATIONAL**

PLAYER	vs left			vs right			runners on			bases emp			leadoff			2outs			fly	gnd	fly/	
	H	AB	AVG	H	AB	AVG	H	AB	AVG	H	AB	AVG	ADV	OPS	PCT	H	AB	AVG	OUT	OUT	GND	GDP
43 ANGELAKOS, Dimitri	7	25	.280	7	40	.175	4	23	.174	10	42	.238	6	19	.316	3	18	.167	23	15	1.5	1
21 BALLARD, Carson	6	20	.300	7	34	.206	7	32	.219	6	22	.273	7	14	.500	2	15	.133	14	8	1.8	2
32 BARFIELD, Brett	2	17	.118	5	25	.200	3	22	.136	4	20	.200	3	9	.333	3	15	.200	13	7	1.9	0
24 BLAKELY, Jackson	14	51	.275	16	80	.200	10	50	.200	20	81	.247	11	36	.306	10	45	.222	34	29	1.2	0
99 BUURSEMA, Porter	5	18	.278	7	45	.156	7	32	.219	5	31	.161	10	20	.500	2	18	.111	10	14	0.7	1
49 CAMPBELL, Kayden	4	13	.308	3	14	.214	3	9	.333	4	18	.222	3	9	.333	2	10	.200	6	6	1.0	0
18 GAUDETTE, Caden	5	21	.238	5	40	.125	3	27	.111	7	34	.206	5	14	.357	2	22	.091	15	20	0.8	1
35 LANKIE, Jake	11	23	.478	6	37	.162	11	32	.344	6	28	.214	6	14	.429	6	23	.261	8	14	0.6	1
37 LOY, Dylan	12	47	.255	19	76	.250	13	51	.255	18	72	.250	7	31	.226	8	38	.211	27	29	0.9	1
22 MCKEE, Tate	16	64	.250	18	94	.191	13	72	.181	21	86	.244	20	46	.435	6	48	.125	32	46	0.7	5
55 MCKELVEY, Adam	0	5	.000	5	17	.294	3	15	.200	2	7	.286	3	5	.600	1	7	.143	7	0	-	0
29 PATEL, Mason	9	24	.375	11	44	.250	9	37	.243	11	31	.355	8	17	.471	4	21	.190	19	15	1.3	2
31 SHADEK, Justin	7	21	.333	6	30	.200	8	29	.276	5	22	.227	5	12	.417	7	20	.350	9	8	1.1	0
20 SPIVEY, Caden	5	14	.357	6	28	.214	7	23	.304	4	19	.211	5	11	.455	3	12	.250	7	7	1.0	0
15 UNDERWOOD, Cooper	7	22	.318	7	24	.292	8	18	.444	6	28	.214	4	14	.286	6	16	.375	13	10	1.3	0
26 VICENS, Jamie	1	6	.167	2	12	.167	2	10	.200	1	8	.125	3	6	.500	1	5	.200	2	1	2.0	0
16 WILLCOX, Charlie	9	18	.500	9	39	.231	15	36	.417	3	21	.143	4	12	.333	8	21	.381	10	15	0.7	0
<b>Totals</b>	<b>120</b>	<b>409</b>	<b>.293</b>	<b>139</b>	<b>679</b>	<b>.205</b>	<b>126</b>	<b>518</b>	<b>.243</b>	<b>133</b>	<b>570</b>	<b>.233</b>	<b>110</b>	<b>289</b>	<b>.381</b>	<b>74</b>	<b>354</b>	<b>.209</b>	<b>249</b>	<b>244</b>	<b>1.0</b>	<b>14</b>
<b>Opponents</b>	<b>163</b>	<b>452</b>	<b>.361</b>	<b>274</b>	<b>764</b>	<b>.359</b>	<b>268</b>	<b>701</b>	<b>.382</b>	<b>169</b>	<b>515</b>	<b>.328</b>	<b>133</b>	<b>276</b>	<b>.482</b>	<b>163</b>	<b>422</b>	<b>.386</b>	<b>248</b>	<b>244</b>	<b>1.0</b>	<b>21</b>

PLAYER	AP	GS	IP/APP	H/G	R/G	ER/G	BB/G	K/G	K/BB	2B/G	3B/G	HR/G	FO/G	GO/G	BF/G	SBA	ATT	PCT
21 BALLARD, Carson	9	0	1.59	8.16	4.40	3.77	4.40	11.30	2.57	1.88	0.00	0.63	8.79	5.02	40.19	0	0	0
32 BARFIELD, Brett	13	0	0.87	5.56	1.59	1.59	3.18	11.12	3.50	0.79	0.00	0.00	10.32	5.56	37.32	0	0	0
24 BLAKELY, Jackson	8	6	4.33	7.79	2.34	2.34	1.82	9.87	5.43	1.82	0.26	0.78	8.83	7.53	37.90	2	2	1.000
99 BUURSEMA, Porter	9	3	2.04	5.89	3.93	3.44	7.36	13.25	1.80	1.47	0.00	0.49	4.91	6.87	39.27	0	0	0
49 CAMPBELL, Kayden	9	0	0.85	8.22	4.70	4.70	7.04	9.39	1.33	3.52	0.00	0.00	7.04	7.04	39.91	0	0	0
18 GAUDETTE, Caden	13	0	1.38	5.00	3.50	3.50	3.00	8.00	2.67	0.00	0.00	2.00	7.50	10.00	35.00	0	0	0
35 LANKIE, Jake	10	0	1.43	10.67	5.65	4.40	2.51	11.93	4.75	1.88	0.00	0.63	5.02	8.79	41.44	0	0	0
37 LOY, Dylan	11	5	2.82	9.00	4.65	3.48	2.03	9.29	4.57	0.29	0.00	2.03	7.84	8.42	38.61	0	0	0
22 MCKEE, Tate	9	9	4.85	7.01	3.50	3.50	5.15	9.27	1.80	0.62	0.00	1.24	6.60	9.48	38.34	0	0	0
55 MCKELVEY, Adam	7	0	0.86	7.50	9.00	9.00	10.50	16.50	1.57	1.50	0.00	1.50	10.50	0.00	46.50	0	0	0
29 PATEL, Mason	7	2	2.57	10.00	3.50	3.50	2.50	7.00	2.80	4.00	0.00	0.00	9.50	7.50	38.00	0	0	0
31 SHADEK, Justin	9	1	1.48	8.78	7.43	4.73	7.43	13.50	1.82	2.70	0.00	0.00	6.08	5.40	45.23	1	1	1.000
20 SPIVEY, Caden	10	0	1.17	8.49	6.17	6.17	6.94	13.11	1.89	2.31	0.00	0.77	5.40	5.40	40.11	0	0	0
15 UNDERWOOD, Cooper	6	5	2.00	10.50	8.25	8.25	6.75	8.25	1.22	3.00	0.00	0.75	9.75	7.50	45.00	0	0	0
26 VICENS, Jamie	7	0	0.71	5.40	9.00	7.20	10.80	19.80	1.83	0.00	0.00	0.00	3.60	1.80	45.00	1	1	1.000
16 WILLCOX, Charlie	9	1	1.37	13.14	10.22	8.76	4.38	8.76	2.00	2.92	0.00	0.73	7.30	10.95	48.89	1	1	1.000
<b>Totals</b>	<b>35</b>	<b>35</b>	<b>8.26</b>	<b>8.07</b>	<b>4.58</b>	<b>4.11</b>	<b>4.24</b>	<b>10.15</b>	<b>2.40</b>	<b>1.59</b>	<b>0.03</b>	<b>0.90</b>	<b>7.75</b>	<b>7.60</b>	<b>39.64</b>	<b>40</b>	<b>50</b>	<b>.800</b>
<b>Opponents</b>	<b>35</b>	<b>35</b>	<b>7.82</b>	<b>14.37</b>	<b>12.92</b>	<b>11.44</b>	<b>7.89</b>	<b>9.21</b>	<b>1.17</b>	<b>2.96</b>	<b>0.33</b>	<b>2.40</b>	<b>8.16</b>	<b>8.02</b>	<b>50.09</b>	<b>27</b>	<b>32</b>	<b>.844</b>

*Pitching averages based on 9-inning game.*

## STARTING PITCHING

**Starters (Stats from starts only)**

PLAYER	GP-GS	ERA	W-L	IP	H	R	ER	BB	K	2B	3B	HR	AVG	BF	WP	HP	BK	SFA	SHA
BLAKELY, Jackson	8-6	2.73	4-1	29.2	24	9	9	7	31	5	1	3	.218	124	1	5	0	1	1
BUURSEMA, Porter	9-3	3.48	0-0	10.1	10	5	4	6	15	2	0	1	.256	45	1	0	0	0	0
MCKEE, Tate	9-9	3.50	6-0	43.2	34	17	17	25	45	3	0	6	.215	186	5	3	0	0	0
ANGELAKOS, Dimitri	8-3	3.72	1-1	9.2	9	4	4	1	8	2	0	2	.243	39	0	1	0	0	0
SHADEK, Justin	9-1	4.50	0-0	2.0	2	3	1	1	2	1	0	0	.286	9	1	0	0	0	1
LOY, Dylan	11-5	6.19	1-1	16.0	25	15	11	3	15	1	0	6	.347	77	1	2	0	0	0
PATEL, Mason	7-2	7.56	1-0	8.1	13	7	7	3	8	5	0	0	.382	39	0	0	0	0	2
UNDERWOOD, Cooper	6-5	8.25	1-0	12.0	13	11	11	9	11	3	0	1	.289	59	0	3	0	2	0
WILLCOX, Charlie	9-1	27.00	0-0	1.0	3	3	3	1	0	1	0	0	.500	9	0	2	0	0	0
		<b>4.55</b>	<b>14-3</b>	<b>132.2</b>	<b>133</b>	<b>74</b>	<b>67</b>	<b>56</b>	<b>135</b>	<b>23</b>	<b>1</b>	<b>19</b>	<b>.262</b>	<b>587</b>	<b>9</b>	<b>16</b>	<b>0</b>	<b>3</b>	<b>4</b>

## BULLPEN

**Non-starters (Stats from non-starts only)**

PLAYER	GP-GS	ERA	W-L	IP	H	R	ER	BB	K	2B	3B	HR	AVG	BF	WP	HP	BK	SFA	SHA
UNDERWOOD, Cooper	6-5	0	0-0	0.0	1	0	0	0	0	1	0	0	1.000	1	0	0	0	0	0
BLAKELY, Jackson	8-6	0.00	1-0	5.0	6	0	0	0	7	2	0	0	.286	22	1	1	0	0	0
PATEL, Mason	7-2	0.00	1-0	9.2	7	0	0	2	6	3	0	0	.206	37	0	1	0	0	0
LOY, Dylan	11-5	0.60	1-0	15.0	6	1	1	4	17	0	0	1	.118	56	0	1	0	0	0
BARFIELD, Brett	13-0	2.00	2-0	9.0	7	2	2	4	14	1	0	0	.167	47	1	1	0	0	0
ANGELAKOS, Dimitri	8-3	2.35	0-0	7.2	5	2	2	1	5	1	0	0	.179	30	1	1	0	0	0
BUURSEMA, Porter	9-3	3.38	0-1	8.0	2	3	3	9	12	1	0	0	.083	35	1	0	0	1	1
BALLARD, Carson	9-0	3.77	3-0	14.1	13	7	6	7	18	3	0	1	.241	64	1	2	0	1	0
GAUDETTE, Caden	13-0	4.02	3-0	15.2	10	7	7	6	16	0	0	4	.164	70	0	2	0	0	1
LANKIE, Jake	10-0	4.40	0-0	14.1	17	9	7	4	19	3	0	1	.283	66	0	1	0	1	0
CAMPBELL, Kayden	9-0	4.70	2-1	7.2	7	4	4	6	8	3	0	0	.259	34	0	1	1	0	0
SHADEK, Justin	9-1	4.76	1-0	11.1	11	8	6	10	18	3	0	0	.250	58	0	1	0	1	2
SPIVEY, Caden	10-0	6.17	0-0	11.2	11	8	8	9	17	3	0	1	.262	52	0	1	0	0	0
WILLCOX, Charlie	9-1	7.15	0-0	11.1	15	11	9	5	12	3	0	1	.294	58	1	2	0	0	0
VICENS, Jamie	7-0	7.20	0-0	5.0	3	5	4	6	11	0	0	0	.167	25	1	0	0	0	1
MCKELVEY, Adam	7-0	9.00	2-0	6.0	5	6	6	7	11	1	0	1	.227	31	0	1	0	1	0
		<b>3.74</b>	<b>16-2</b>	<b>156.1</b>	<b>126</b>	<b>73</b>	<b>65</b>	<b>80</b>	<b>191</b>	<b>28</b>	<b>0</b>	<b>10</b>	<b>.217</b>	<b>686</b>	<b>7</b>	<b>16</b>	<b>1</b>	<b>5</b>	<b>5</b>

**BATTING SITUATIONAL**

PLAYER	vs left			vs right			runners on			bases emp			bases ldd			leadoff			fly	gnd	fly/
	H	AB	AVG	H	AB	AVG	H	AB	AVG	H	AB	AVG	H	AB	AVG	RCH	OP	PCT	OUT	OUT	GND
2 ADVINCULA, Jarren	22	49	.449	40	98	.408	45	91	.495	17	56	.304	1	6	.167	12	25	.480	33	36	0.9
7 BAKER, Will	14	40	.350	27	70	.386	20	57	.351	21	53	.396	4	7	.571	14	23	.609	23	25	0.9
1 BROSIUS, Parker	6	15	.400	2	15	.133	5	17	.294	3	13	.231	1	1	1.000	4	7	.571	12	5	2.4
14 BROWN, Cade	2	3	.667	1	8	.125	2	6	.333	1	5	.200	0	1	.000	0	1	.000	3	1	3.0
8 BURRESS, Drew	10	40	.250	37	101	.366	22	72	.306	25	69	.362	1	6	.167	29	52	.558	43	19	2.3
19 COUPET, Nathanael	3	7	.429	3	5	.600	6	9	.667	0	3	.000	1	1	1.000	0	0	-	1	1	1.0
6 DANIEL, Caleb	9	23	.391	17	63	.270	13	48	.271	13	38	.342	2	3	.667	10	22	.455	17	12	1.4
0 DEE, Michael	1	3	.333	1	1	1.000	2	3	.667	0	1	.000	1	2	.500	0	1	.000	0	0	-
41 HARTWELL, Judson	1	1	1.000	1	3	.333	2	2	1.000	0	2	.000	0	0	-	1	2	.500	1	0	-
4 HERNANDEZ, Alex	9	33	.273	37	92	.402	28	66	.424	18	59	.305	3	4	.750	8	25	.320	19	20	1.0
3 KERCE, Carson	13	34	.382	36	88	.409	25	69	.362	24	53	.453	2	7	.286	9	19	.474	19	31	0.6
25 LACKEY, Vahn	15	36	.417	36	92	.391	32	81	.395	19	47	.404	3	5	.600	13	28	.464	21	23	0.9
9 LEWIS, Coleman	3	7	.429	3	12	.250	4	10	.400	2	9	.222	2	4	.500	2	3	.667	4	3	1.3
39 NEISES, Tyler	1	2	.500	1	1	1.000	2	3	.667	0	0	-	0	1	.000	1	1	1.000	0	0	-
34 ROGERS, Drew	7	19	.368	8	37	.216	12	34	.353	3	22	.136	1	3	.333	2	13	.154	14	6	2.3
10 SCHMIDT, Kent	3	32	.094	23	55	.418	19	53	.358	7	34	.206	5	9	.556	9	19	.474	18	20	0.9
5 STEPHENSON, Dominic	0	1	.000	2	3	.667	2	2	1.000	0	2	.000	1	1	1.000	0	1	.000	0	0	-
11 ZUCKERMAN, Ryan	19	42	.452	24	85	.282	27	78	.346	16	49	.327	5	10	.500	19	34	.559	20	12	1.7
<b>Totals</b>	<b>137</b>	<b>384</b>	<b>.357</b>	<b>300</b>	<b>832</b>	<b>.361</b>	<b>268</b>	<b>701</b>	<b>.328</b>	<b>169</b>	<b>515</b>	<b>.328</b>	<b>33</b>	<b>71</b>	<b>.465</b>	<b>133</b>	<b>276</b>	<b>.482</b>	<b>248</b>	<b>214</b>	<b>1.2</b>
<b>Opponents</b>	<b>64</b>	<b>259</b>	<b>.247</b>	<b>195</b>	<b>829</b>	<b>.235</b>	<b>126</b>	<b>518</b>	<b>.243</b>	<b>133</b>	<b>570</b>	<b>.233</b>	<b>6</b>	<b>33</b>	<b>.182</b>	<b>110</b>	<b>289</b>	<b>.381</b>	<b>249</b>	<b>234</b>	<b>1.1</b>

PLAYER	pinch hit			RISP			R3rd LT2out			2outs			adv ops			2out rnrs		rch rch			
	H	AB	AVG	H	AB	AVG	H	AB	AVG	H	AB	AVG	ADV	OP	PCT	RBI	ADV	LOB	ERR	FC	KL
2 ADVINCULA, Jarren	0	0	-	27	57	.474	6	10	.600	23	56	.411	63	109	.578	17	0	39	2	7	3
7 BAKER, Will	0	1	.000	14	34	.412	6	12	.500	13	40	.325	38	78	.487	11	0	23	1	5	6
1 BROSIUS, Parker	1	4	.250	5	12	.417	1	2	.500	2	8	.250	18	30	.600	4	0	8	1	0	5
14 BROWN, Cade	3	6	.500	0	4	.000	0	1	.000	1	6	.167	4	9	.444	0	0	7	0	0	2
8 BURRESS, Drew	0	0	-	15	43	.349	1	3	.333	16	43	.372	38	89	.427	15	0	32	3	4	7
19 COUPET, Nathanael	3	4	.750	4	5	.800	2	2	1.000	1	2	.500	10	12	.833	1	0	0	0	0	3
6 DANIEL, Caleb	1	4	.250	10	37	.270	2	8	.250	4	27	.148	26	59	.441	4	0	23	4	1	9
0 DEE, Michael	1	1	1.000	2	3	.667	1	1	1.000	1	2	.500	2	4	.500	0	0	3	0	0	0
41 HARTWELL, Judson	2	3	.667	2	2	1.000	0	0	-	1	1	1.000	2	2	1.000	1	0	0	1	0	0
4 HERNANDEZ, Alex	0	0	-	18	45	.400	1	6	.167	21	41	.512	46	88	.523	13	0	22	3	2	18
3 KERCE, Carson	0	0	-	15	41	.366	5	8	.625	18	43	.419	45	82	.549	16	0	31	3	4	5
25 LACKEY, Vahn	0	0	-	21	49	.429	2	6	.333	23	47	.489	62	101	.614	28	0	27	3	10	14
9 LEWIS, Coleman	2	6	.333	3	8	.375	0	1	.000	3	8	.375	6	11	.545	3	0	5	0	0	2
39 NEISES, Tyler	1	1	1.000	0	1	.000	0	0	-	1	2	.500	2	3	.667	0	0	3	0	0	1
34 ROGERS, Drew	1	4	.250	10	23	.435	1	4	.250	10	19	.526	20	43	.465	15	0	11	0	2	8
10 SCHMIDT, Kent	0	0	-	15	36	.417	5	9	.556	7	29	.241	36	73	.493	7	0	27	1	3	11
5 STEPHENSON, Dominic	1	1	1.000	2	2	1.000	1	1	1.000	1	2	.500	4	4	1.000	2	0	0	0	0	2
11 ZUCKERMAN, Ryan	0	0	-	17	48	.354	4	13	.308	17	46	.370	36	90	.400	21	0	37	1	2	10
<b>Totals</b>	<b>16</b>	<b>35</b>	<b>.457</b>	<b>180</b>	<b>450</b>	<b>.400</b>	<b>38</b>	<b>87</b>	<b>.437</b>	<b>163</b>	<b>422</b>	<b>.386</b>	<b>458</b>	<b>887</b>	<b>.516</b>	<b>158</b>	<b>0</b>	<b>298</b>	<b>23</b>	<b>40</b>	<b>106</b>
<b>Opponents</b>	<b>7</b>	<b>42</b>	<b>.167</b>	<b>76</b>	<b>303</b>	<b>.251</b>	<b>17</b>	<b>54</b>	<b>.315</b>	<b>74</b>	<b>354</b>	<b>.209</b>	<b>233</b>	<b>602</b>	<b>.387</b>	<b>48</b>	<b>0</b>	<b>257</b>	<b>18</b>	<b>24</b>	<b>97</b>

## TEAM GAME-BY-GAME - Hitting

(As of Apr 13, 2026)

Georgia Tech Team Game-by-Game Batting

DATE	OPPONENT	AB	R	H	RBI	2B	3B	HR	TB	AVG	BB	IBB	SB	CS	HBP	SAC	SF	GDP	K	LOB	PO	A	E
02-13	Bowling Green	35	11	13	11	3	0	2	22	.371	7	0	4	0	5	1	0	1	8	13	27	9	3
02-14	Bowling Green	43	27	22	25	4	0	1	29	.512	15	0	1	0	4	0	4	0	8	15	27	3	0
02-14	Bowling Green	32	12	16	10	6	0	0	22	.500	9	0	1	0	2	0	0	2	6	10	21	9	0
02-17	at Georgia Southern	51	25	26	23	6	1	2	40	.510	5	0	1	1	4	0	0	2	14	8	27	6	1
02-20	Stony Brook	38	14	18	13	3	0	2	27	.474	9	0	0	1	1	0	0	2	7	10	27	6	0
02-20	Stony Brook	29	10	12	10	5	1	2	25	.414	6	0	2	0	2	0	0	0	5	7	21	6	2
02-21	Stony Brook	40	6	10	6	0	0	2	16	.250	8	0	3	0	1	0	0	0	5	12	30	12	1
02-22	Stony Brook	34	21	16	19	1	2	2	27	.471	12	0	3	0	1	0	1	0	5	9	21	12	2
02-24	Georgia State	31	4	5	3	2	0	1	10	.161	8	0	0	0	2	0	0	1	9	10	27	10	3
02-27	Northwestern	29	17	14	17	6	0	4	32	.483	11	0	0	0	2	0	1	1	3	8	21	8	1
02-28	Northwestern	34	13	18	12	2	0	1	23	.529	2	0	0	0	4	0	1	1	5	6	21	7	2
03-01	Northwestern	38	14	13	12	4	0	5	32	.342	5	0	1	0	1	0	0	0	5	6	27	8	0
03-03	at Georgia St.	34	4	9	4	1	0	1	13	.265	9	0	2	0	1	0	2	1	8	15	27	9	1
03-06	Virginia Tech	31	16	13	14	2	0	0	15	.419	12	0	0	0	1	0	1	0	5	11	21	6	1
03-07	Virginia Tech	39	14	18	14	3	0	6	39	.462	6	1	1	1	0	0	1	1	7	8	27	10	2
03-08	Virginia Tech	34	6	8	6	0	0	2	14	.235	7	0	2	0	2	1	0	1	12	11	27	8	0
03-10	West Georgia	31	14	16	13	1	1	5	34	.516	8	0	1	0	2	0	1	2	4	10	21	8	0
03-12	at Clemson	34	10	12	10	4	0	3	25	.353	3	0	1	0	0	0	0	0	13	6	21	12	0
03-13	at Clemson	37	9	8	9	1	0	2	15	.216	6	0	1	0	1	0	0	0	7	8	27	12	0
03-14	at Clemson	38	7	13	7	4	0	3	26	.342	0	0	0	1	0	0	0	1	8	4	24	8	1
03-17	at Auburn	30	2	3	2	0	0	0	3	.100	6	0	0	0	2	0	0	0	16	9	24	9	0
03-20	at Pitt	37	11	10	11	0	1	2	18	.270	7	0	1	1	2	0	0	0	13	8	27	9	0
03-21	at Pitt	36	9	10	9	5	0	2	21	.278	12	0	0	0	0	0	0	1	5	12	24	10	0
03-22	at Pitt	34	12	14	8	5	0	0	19	.412	4	0	0	0	0	1	0	1	4	6	21	3	0
03-27	NC State	27	3	4	3	1	0	2	11	.148	4	0	0	0	4	0	0	2	10	8	27	12	1
03-28	NC State	35	6	13	6	0	1	0	15	.371	5	0	0	0	0	1	0	0	13	11	27	12	1
03-29	NC State	31	10	10	10	3	0	2	19	.323	6	0	1	0	2	0	0	2	8	3	24	5	0
03-31	Auburn	32	13	11	11	2	0	4	25	.344	3	0	0	0	0	1	0	1	5	1	24	6	1
04-02	at California	33	17	11	14	4	1	3	26	.333	10	0	0	0	0	0	2	0	7	7	21	8	0
04-03	at California	32	7	7	7	2	0	3	18	.219	7	0	0	0	0	1	0	1	11	6	27	9	2
04-04	at California	36	9	12	9	2	1	1	19	.333	6	0	0	0	0	1	0	2	8	7	27	4	1
04-07	Kennesaw State	37	11	14	10	2	1	3	27	.378	4	0	0	0	0	0	0	1	7	6	27	6	1
04-09	Florida St.	34	4	10	3	0	0	1	13	.294	6	0	0	0	0	0	0	0	11	12	27	13	0
04-10	Florida St.	35	8	12	7	3	0	0	15	.343	7	0	0	0	0	0	0	1	10	10	27	8	0
04-11	Florida St.	35	17	16	16	3	0	4	31	.457	5	0	1	0	0	0	0	0	8	5	21	8	1
<b>Totals</b>		<b>1216</b>	<b>393</b>	<b>437</b>	<b>364</b>	<b>90</b>	<b>10</b>	<b>73</b>	<b>766</b>	<b>.359</b>	<b>240</b>	<b>1</b>	<b>27</b>	<b>5</b>	<b>46</b>	<b>7</b>	<b>14</b>	<b>28</b>	<b>280</b>	<b>298</b>	<b>867</b>	<b>291</b>	<b>28</b>

**TEAM GAME-BY-GAME - Pitching**

(As of Apr 13, 2026)

**Georgia Tech Team Game-by-Game Pitching**

DATE	OPPONENT	IP	H	R	ER	BB	K	2B	3B	HR	WP	BK	HBP	DP	IBB	SCORE	W-L	SV	ERA
02-13	Bowling Green	9.0	9	5	3	6	13	1	0	1	0	0	1	2	0	11-5	1-0	0	3.00
02-14	Bowling Green	9.0	8	4	4	4	16	4	0	0	0	0	1	0	0	27-4	2-0	0	3.50
02-14	Bowling Green	7.0	4	2	2	4	8	0	0	0	0	0	0	0	0	12-2	3-0	1	3.24
02-17	at Georgia Southern	9.0	6	1	0	1	19	2	0	0	0	0	1	0	0	25-1	4-0	0	2.38
02-20	Stony Brook	9.0	9	5	5	3	14	2	0	1	2	0	2	0	0	14-5	5-0	0	2.93
02-20	Stony Brook	7.0	7	5	3	5	8	2	0	0	1	0	1	0	0	10-5	6-0	0	3.06
02-21	Stony Brook	10.0	8	5	5	3	7	3	0	0	0	0	0	1	0	6-5	7-0	0	3.30
02-22	Stony Brook	7.0	3	3	2	3	6	0	0	0	1	0	2	0	0	21-3	8-0	0	3.22
02-24	Georgia State	9.0	12	9	8	3	13	2	0	1	1	1	2	0	0	4-9	8-1	0	3.79
02-27	Northwestern	7.0	7	3	3	3	6	2	0	1	0	0	1	0	0	17-3	9-1	0	3.80
02-28	Northwestern	7.0	10	3	3	1	8	1	0	1	0	0	0	0	0	13-3	10-1	1	3.80
03-01	Northwestern	9.0	10	6	6	4	11	3	0	0	0	0	2	0	0	14-6	11-1	0	4.00
03-03	at Georgia St.	9.0	4	1	1	2	7	0	0	0	1	0	0	0	0	4-1	12-1	0	3.75
03-06	Virginia Tech	7.0	5	1	1	3	9	2	0	0	1	0	1	1	0	16-1	13-1	0	3.60
03-07	Virginia Tech	9.0	11	5	1	3	8	3	0	1	3	0	0	0	0	14-5	14-1	1	3.41
03-08	Virginia Tech	9.0	14	9	9	7	13	4	0	0	0	0	2	0	0	6-9	14-2	0	3.79
03-10	West Georgia	7.0	2	0	0	2	8	0	0	0	0	0	1	1	0	14-0	15-2	0	3.60
03-12	at Clemson	7.0	2	0	0	5	7	0	0	0	0	0	2	2	0	10-0	16-2	0	3.43
03-13	at Clemson	9.0	9	3	3	3	5	0	0	3	0	0	3	2	0	9-3	17-2	0	3.40
03-14	at Clemson	8.0	14	13	11	9	6	5	0	1	1	0	3	0	0	7-13	17-3	0	3.84
03-17	at Auburn	8.0	11	9	9	6	9	3	0	2	0	0	0	0	0	2-9	17-4	0	4.13
03-20	at Pitt	9.0	8	9	9	10	10	0	0	4	1	0	1	1	1	11-9	18-4	1	4.38
03-21	at Pitt	8.0	11	14	14	8	8	1	0	4	0	0	1	0	1	9-14	18-5	0	4.86
03-22	at Pitt	7.0	6	4	4	4	10	1	0	1	0	0	1	0	0	12-4	19-5	0	4.87
03-27	NC State	9.0	5	1	1	4	5	0	0	0	1	0	0	0	0	3-1	20-5	1	4.70
03-28	NC State	9.0	9	4	4	6	8	1	0	1	0	0	1	0	0	6-4	21-5	1	4.67
03-29	NC State	8.0	4	0	0	3	6	0	0	0	0	0	0	0	0	10-0	22-5	0	4.50
03-31	Auburn	8.0	6	3	3	4	8	2	0	1	0	0	0	0	0	13-3	23-5	0	4.46
04-02	at California	7.0	6	2	2	4	7	0	0	0	1	0	0	0	0	17-2	24-5	0	4.41
04-03	at California	9.0	5	2	0	1	13	1	0	0	1	0	0	1	0	7-2	25-5	0	4.24
04-04	at California	9.0	7	3	3	2	10	3	0	0	0	0	0	0	0	9-3	26-5	0	4.20
04-07	Kennesaw State	9.0	7	4	4	2	12	1	0	0	0	0	3	0	0	11-4	27-5	0	4.19
04-09	Florida St.	9.0	7	3	3	2	7	1	0	1	0	0	1	1	0	4-3	28-5	1	4.15
04-10	Florida St.	9.0	7	3	3	3	13	0	0	3	0	0	0	1	0	8-3	29-5	1	4.12
04-11	Florida St.	7.0	6	3	3	3	8	1	1	2	1	0	0	0	0	17-3	30-5	0	4.11
<b>Totals</b>		<b>289.0</b>	<b>259</b>	<b>147</b>	<b>132</b>	<b>136</b>	<b>326</b>	<b>51</b>	<b>1</b>	<b>29</b>	<b>16</b>	<b>1</b>	<b>32</b>	<b>14</b>	<b>2</b>	<b>-</b>	<b>30-5</b>	<b>7</b>	<b>4.11</b>

**GAME-BY-GAME - Player Highs**

OPPONENT	DATE	SCORE	H	R	RBI	2B	3B	K	PO	A	E
Bowling Green	02-13-26	11-5	3-DANIEL BAKER	2-ZUCKERMAN ADVINCULA DANIEL BAKER	6-DANIEL	10-DANIEL	2-SCHMIDT ZUCKERMAN LACKEY	2-ZUCKERMAN	11-LACKEY	6-KERCE	1-ZUCKERMAN VIGENS KERCE
Bowling Green	02-14-26	27-4	3-ZUCKERMAN LACKEY HERNANDEZ	3-SCHMIDT HERNANDEZ	6-HERNANDEZ	6-HERNANDEZ	2-SCHMIDT BROWN KIRCE ROGERS	2-DANIEL	7-ROGERS	1-ADVINCULA PATEL KERCE	
Bowling Green	02-14-26	12-2	4-HERNANDEZ	3-BAKER	2-ZUCKERMAN ADVINCULA BAKER	5-HERNANDEZ	3-BAKER	2-LACKEY ROGERS	8-ROGERS	3-ZUCKERMAN	
Georgia Southern	02-17-26	25-1	3-SCHMIDT ZUCKERMAN BAKER BURRESS	3-LACKEY HERNANDEZ BURRESS	5-ZUCKERMAN	6-ZUCKERMAN	1-SCHMIDT ZUCKERMAN ADVINCULA BAKER BURRESS	2-BROWN DANIEL	11-LACKEY	3-LACKEY	1-ROGERS
Stony Brook	02-20-26	14-5	4-HERNANDEZ	3-SCHMIDT HERNANDEZ BAKER	4-KERCE	8-HERNANDEZ	2-SCHMIDT LACKEY ROGERS	3-ZUCKERMAN	15-ROGERS	2-ZUCKERMAN	
Stony Brook	02-20-26	30-5	2-ADVINCULA LACKEY KIRCE ROGERS	2-LACKEY KIRCE ROGERS	3-ADVINCULA LACKEY	8-LACKEY	2-LACKEY KIRCE	2-ZUCKERMAN	8-LACKEY	3-KERCE	1-KIRCE BURRESS
Stony Brook	02-21-26	6-5	3-HERNANDEZ	2-HERNANDEZ BURRESS	2-LACKEY	4-ZUCKERMAN BURRESS	2-LACKEY BURRESS	2-ZUCKERMAN	10-HERNANDEZ	3-ADVINCULA PATEL	1-LACKEY
Stony Brook	02-22-26	21-3	3-BURRESS	3-ZUCKERMAN BAKER	6-ROGERS	9-BURRESS	3-BAKER	2-LEWIS	6-HERNANDEZ	3-ZUCKERMAN	2-BROWN
Georgia State	02-24-26	4-9	2-ZUCKERMAN	1-ADVINCULA BAKER BURRESS LEWIS	2-ADVINCULA	4-ADVINCULA	2-LACKEY BURRESS	2-ROGERS HERNANDEZ	13-LACKEY	2-ADVINCULA BLAKESLY ANGELAKOS	1-ZUCKERMAN HERNANDEZ BAKER
Northwestern	02-27-26	17-3	3-LACKEY	3-HERNANDEZ DANIEL BURRESS	4-ADVINCULA LACKEY	8-ADVINCULA	2-KERCE BAKER	1-ZUCKERMAN ROGERS	5-HERNANDEZ	3-ADVINCULA MOKEE	1-MOKEE
Northwestern	02-28-26	13-3	4-ADVINCULA	4-BURRESS	5-BAKER	5-COUPET	1-LACKEY KIRCE	2-ZUCKERMAN	8-ROGERS	3-ADVINCULA KIRCE	1-KIRCE BURRESS
Northwestern	03-01-26	14-6	3-ZUCKERMAN ROGERS	4-ZUCKERMAN	5-ROGERS	12-ZUCKERMAN	2-BURRESS	1-COUPET LACKEY KIRCE ROGERS DANIEL	11-ROGERS	3-ZUCKERMAN	
Georgia St.	03-03-26	4-1	2-ZUCKERMAN DANIEL	1-BROSUS ZUCKERMAN ADVINCULA HERNANDEZ	2-ZUCKERMAN	6-ZUCKERMAN	2-KERCE HERNANDEZ BURRESS	2-LACKEY HERNANDEZ	7-LACKEY ROGERS	2-ADVINCULA LACKEY KIRCE	1-ROGERS
Virginia Tech	03-06-26	16-1	3-KERCE	3-BAKER	3-KERCE	4-KERCE	3-LACKEY	1-BROSUS COUPET LACKEY HERNANDEZ DANIEL	6-LACKEY	2-ADVINCULA BAKER	1-BALLARD
Virginia Tech	03-07-26	14-5	4-SCHMIDT	3-ADVINCULA HERNANDEZ	5-LACKEY	8-DANIEL	2-ADVINCULA	3-DANIEL	10-SCHMIDT	3-ZUCKERMAN ADVINCULA	1-LOY BAKER
Virginia Tech	03-08-26	6-9	2-ZUCKERMAN HERNANDEZ BURRESS	2-SCHMIDT ZUCKERMAN	2-ZUCKERMAN	5-ZUCKERMAN	2-ZUCKERMAN	3-BAKER	9-LACKEY	3-KERCE	
West Georgia	03-10-26	14-0	4-HERNANDEZ	3-HERNANDEZ BURRESS	3-ADVINCULA	9-LACKEY	2-BURRESS	2-ZUCKERMAN	6-HERNANDEZ	2-ZUCKERMAN ADVINCULA	
Clemson	03-12-26	30-0	3-LACKEY KIRCE	2-ADVINCULA LACKEY BURRESS	3-BURRESS	8-BURRESS	1-LACKEY HERNANDEZ BAKER	3-ZUCKERMAN BURRESS	9-SCHMIDT	5-ZUCKERMAN	
Clemson	03-13-26	9-3	2-SCHMIDT LACKEY	2-ZUCKERMAN LACKEY	4-SCHMIDT	5-SCHMIDT LACKEY	1-SCHMIDT ADVINCULA LACKEY HERNANDEZ DANIEL BAKER	1-SCHMIDT ZUCKERMAN KIRCE HERNANDEZ DANIEL BAKER BURRESS	13-SCHMIDT	6-KERCE	
Clemson	03-14-26	7-13	3-KERCE BAKER	3-BAKER	4-KERCE	8-BAKER		3-BURRESS	6-SCHMIDT LACKEY	2-ZUCKERMAN ADVINCULA	1-ZUCKERMAN
Auburn	03-17-26	2-9	2-ADVINCULA	1-ROGERS BURRESS	2-ADVINCULA	2-ADVINCULA	2-SCHMIDT BURRESS	3-HERNANDEZ	8-SCHMIDT	3-KERCE ROGERS	
Pitt	03-20-26	11-9	3-ADVINCULA	2-ADVINCULA LACKEY	4-HERNANDEZ	5-HERNANDEZ	2-SCHMIDT HERNANDEZ	3-ZUCKERMAN BAKER	10-LACKEY	5-KERCE	
Pitt	03-21-26	9-14	3-KERCE	2-LACKEY ROGERS BURRESS	2-KIRCE ROGERS	5-KIRCE ROGERS	3-HERNANDEZ	2-ZUCKERMAN	7-ROGERS	4-ADVINCULA	
Pitt	03-22-26	12-4	3-ADVINCULA KIRCE	3-SCHMIDT ZUCKERMAN	2-KIRCE	4-ADVINCULA KIRCE	2-SCHMIDT ZUCKERMAN	1-BROSUS LACKEY HERNANDEZ BURRESS	10-LACKEY	2-ZUCKERMAN	
NC State	03-27-26	3-1	2-ADVINCULA	1-ADVINCULA KIRCE BURRESS	2-ADVINCULA	5-ADVINCULA	2-BURRESS	3-SCHMIDT BAKER	14-SCHMIDT	5-ADVINCULA	1-MOKEE
NC State	03-28-26	6-4	3-SCHMIDT ADVINCULA BURRESS	3-BURRESS	3-SCHMIDT	5-BURRESS	2-BAKER	4-HERNANDEZ	11-SCHMIDT	3-ZUCKERMAN KIRCE	1-HERNANDEZ
NC State	03-29-26	30-0	2-BROSUS ADVINCULA LACKEY	2-BROSUS ZUCKERMAN LACKEY	2-SCHMIDT ZUCKERMAN LACKEY	6-LACKEY	2-BURRESS	3-ROGERS	7-SCHMIDT ROGERS	2-KIRCE	
Auburn	03-31-26	13-3	2-KERCE BURRESS	3-KERCE	3-BURRESS	5-KERCE	2-SCHMIDT	1-BROSUS ZUCKERMAN LACKEY HERNANDEZ BAKER	8-LACKEY	2-ZUCKERMAN ADVINCULA	1-SCHMIDT
California	04-02-26	17-2	3-ADVINCULA	4-LACKEY	5-ADVINCULA	9-BAKER	3-HERNANDEZ	2-ZUCKERMAN	4-SCHMIDT	3-KIRCE	

**GAME-BY-GAME - Player Highs - Continued**

OPPONENT	DATE	SCORE	H	BAKER	R	RBI	TB	BB	K	PO	A	E								
California	04-03-26	7-2	2	BURRESS	2	SCHMIDT	3	ZUCKERMAN	4	SCHMIDT ZUCKERMAN HERNANDEZ	2	ADVINCU LA BAKER	3	HERNANDEZ	13	LACKEY	4	ADVINCU LA	2	KERCE
California	04-04-26	9-3	3	ADVINCU LA HERNANDEZ BURRESS	3	BURRESS	3	ADVINCU LA	6	ADVINCU LA BURRESS	3	ZUCKERMAN	2	ZUCKERMAN KERCE	9	ROGERS	2	KERCE	1	SCHMIDT
Kennesaw State	04-07-26	11-4	3	LACKEY	2	SCHMIDT KERCE DANIEL	3	SCHMIDT LACKEY	8	SCHMIDT	1	KERCE HERNANDEZ DANIEL BURRESS	2	DANIEL	9	LACKEY	3	ADVINCU LA	1	ZUCKERMAN
Florida St.	04-09-26	4-3	2	ZUCKERMAN ADVINCU LA KERCE BAKER	2	BAKER	1	KERCE BAKER BURRESS	5	BAKER	3	BROSIUS	3	HERNANDEZ	9	SCHMIDT	5	KERCE		
Florida St.	04-10-26	8-3	3	ADVINCU LA KERCE	2	LACKEY BURRESS	2	ZUCKERMAN LACKEY HERNANDEZ	5	KERCE	2	SCHMIDT BURRESS	2	ZUCKERMAN DANIEL BAKER	13	LACKEY	3	ZUCKERMAN		
Florida St.	04-11-26	17-3	4	BURRESS	4	BURRESS	5	KERCE	7	BURRESS	2	LACKEY	3	ZUCKERMAN	6	SCHMIDT LACKEY	4	ZUCKERMAN	1	KERCE

**GAME-BY-GAME - Pitcher Highs**

OPPONENT	DATE	SCORE	IP	H	R	ER	BB	K
Bowling Green	02-13-26	11-5	5-MCKEE	5-WILLOOX	3-WILLOOX	2-WILLOOX	2-WILLOOX	6-MCKEE
Bowling Green	02-14-26	27-4	5-PATEL	5-PATEL	2-PATEL	2-PATEL	2-PATEL	7-PATEL
Bowling Green	02-14-26	12-2	3.2-UNDERWOOD	4-UNDERWOOD	2-UNDERWOOD	2-UNDERWOOD	2-UNDERWOOD	4-UNDERWOOD
Georgia Southern	02-17-26	25-1	3-BLAKELY	2-BALLARD	1-LANKE	1-MCKELVEY	1-MCKELVEY	6-LOY
Stony Brook	02-20-26	14-5	4-MCKEE	3-MCKEE	2-GAUDETTE	2-GAUDETTE	3-MCKEE	6-MCKEE
Stony Brook	02-20-26	10-5	2-SHADEK	3-SPIVEY	3-SHADEK	2-SPIVEY	4-SPIVEY	2-VICENS
Stony Brook	02-21-26	6-5	5.2-LOY	8-PATEL	5-PATEL	5-PATEL	1-BALLARD	6-LOY
Stony Brook	02-22-26	21-3	4-UNDERWOOD	3-WILLOOX	3-WILLOOX	2-WILLOOX	2-UNDERWOOD	4-UNDERWOOD
Georgia State	02-24-26	4-9	4-BLAKELY	3-BLAKELY	3-VICENS	3-VICENS	2-BLAKELY	9-BLAKELY
Northwestern	02-27-26	17-3	4.1-MCKEE	6-MCKEE	3-MCKEE	3-MCKEE	2-MCKEE	3-MCKEE
Northwestern	02-28-26	13-3	4-LOY	9-LOY	3-LOY	3-LOY	1-LANKE	4-LANKE
Northwestern	03-01-26	14-6	4-SHADEK	3-UNDERWOOD	4-UNDERWOOD	4-UNDERWOOD	2-SHADEK	7-SHADEK
Georgia St.	03-03-26	4-1	5-ANGELAKOS	2-ANGELAKOS	1-WILLOOX	1-WILLOOX	1-WILLOOX	5-ANGELAKOS
Virginia Tech	03-06-26	16-1	3-BALLARD	4-MCKEE	1-MCKEE	1-MCKEE	2-MCKEE	5-BALLARD
Virginia Tech	03-07-26	14-5	4.2-LOY	6-LOY	5-LOY	1-LOY	2-VICENS	3-LOY
Virginia Tech	03-08-26	6-9	2.1-UNDERWOOD	5-SPIVEY	3-SPIVEY	3-SPIVEY	3-UNDERWOOD	4-CAMPBELL
West Georgia	03-10-26	14-0	3.1-ANGELAKOS	2-ANGELAKOS	1-MCKEE	1-MCKEE	2-BURSEMA	3-WILLOOX
Clemson	03-12-26	10-0	6-MCKEE	1-MCKEE	1-LANKE	5-MCKEE	5-MCKEE	7-MCKEE
Clemson	03-13-26	9-3	4.1-LOY	5-LOY	2-LOY	2-LOY	1-GAUDETTE	3-GAUDETTE
Clemson	03-14-26	7-13	4.1-BLAKELY	7-BLAKELY	6-BLAKELY	6-BLAKELY	2-SPIVEY	3-BLAKELY
Auburn	03-17-26	2-9	2.2-LANKE	5-ANGELAKOS	4-ANGELAKOS	4-ANGELAKOS	1-GAUDETTE	4-BALLARD
Pitt	03-20-26	11-9	4-MCKEE	6-MCKEE	6-MCKEE	6-MCKEE	5-MCKEE	6-MCKEE
Pitt	03-21-26	9-14	3-BURSEMA	4-WILLOOX	5-LOY	5-LOY	2-WILLOOX	3-BURSEMA
Pitt	03-22-26	12-4	4-BLAKELY	4-LANKE	4-LANKE	4-LANKE	2-BLAKELY	5-BLAKELY
NC State	03-27-26	3-1	7.1-MCKEE	4-MCKEE	1-MCKEE	1-MCKEE	4-MCKEE	3-MCKEE
NC State	03-28-26	6-4	3.1-GAUDETTE	5-BURSEMA	3-BURSEMA	3-BURSEMA	4-BURSEMA	3-GAUDETTE
NC State	03-29-26	10-0	7-BLAKELY	4-BLAKELY	3-BLAKELY	3-BLAKELY	2-SHADEK	3-BLAKELY
Auburn	03-31-26	13-3	1.2-UNDERWOOD	4-UNDERWOOD	3-UNDERWOOD	3-UNDERWOOD	2-UNDERWOOD	2-WILLOOX
California	04-02-26	17-2	4-MCKEE	3-MCKEE	2-MCKELVEY	2-MCKELVEY	2-MCKELVEY	4-MCKEE
California	04-03-26	7-2	4-BURSEMA	2-LANKE	1-LANKE	1-LANKE	1-BURSEMA	6-BURSEMA
California	04-04-26	9-3	5.1-BLAKELY	3-SHADEK	3-SHADEK	3-SHADEK	2-SHADEK	6-BLAKELY
Kennesaw State	04-07-26	11-4	2.1-BALLARD	3-WILLOOX	3-WILLOOX	3-WILLOOX	1-WILLOOX	3-BALLARD
Florida St.	04-09-26	4-3	6-MCKEE	4-MCKEE	3-MCKEE	3-MCKEE	2-MCKEE	7-MCKEE
Florida St.	04-10-26	8-3	4-BURSEMA	3-GAUDETTE	1-GAUDETTE	1-GAUDETTE	2-LOY	7-BURSEMA
Florida St.	04-11-26	17-3	5-BLAKELY	6-BLAKELY	3-BLAKELY	3-BLAKELY	2-LANKE	5-BLAKELY

**STARTER SUMMARY**

## Georgia Tech Starters Summary

PLAYER	GS	Position											Batting Order											
		P	C	1B	2B	3B	SS	LF	CF	RF	OF	DH	1ST	2ND	3RD	4TH	5TH	6TH	7TH	8TH	9TH			
2 ADVINCULA, Jarren	35	.	.	.	35	.	.	.	.	.	.	.	.	.	6	1	28	.	.	.	.	.	.	
3 KERCE, Carson	35	.	.	.	.	.	35	.	.	.	.	.	.	.	.	.	.	.	.	1	8	4	22	.
8 BURRESS, Drew	35	.	.	.	.	.	.	.	35	.	.	.	.	.	29	6	.	.	.	.	.	.	.	
11 ZUCKERMAN, Ryan	35	.	.	1	.	34	.	.	.	.	.	.	.	.	.	.	.	.	5	3.	.	.	.	
25 LACKEY, Vahn	35	.	23	2	.	1	.	.	.	.	.	.	9	.	.	1.	1	18	6	.	.	.		
4 HERNANDEZ, Alex	34	.	.	8	.	.	.	3	.	2.	.	3	.	.	18	.	16	.	.	.	.	.		
7 BAKER, Will	32	.	.	.	.	.	.	2	.	15	.	15	.	.	.	1	1	6	.	17	5	2		
10 SCHMIDT, Kent	27	.	.	24	.	.	.	.	.	.	.	3	.	.	.	5	.	18	3	1	.	.		
6 DANIEL, Caleb	22	.	.	.	.	.	.	22	.	.	.	.	.	.	.	.	.	1	8	1.	3	.		
34 ROGERS, Drew	15	.	12	.	.	.	.	.	.	.	.	3	.	.	.	.	.	.	1	13	1	.		
22 MCKEE, Tate	9	9	.	.	.	.	.	.	.	.	.	.	.	.	.	.	.	.	.	.	.	.		
1 BROSIUS, Parker	8	.	.	.	.	.	.	8	.	.	.	.	.	.	.	.	.	.	.	1	7	.		
24 BLAKELY, Jackson	6	6	.	.	.	.	.	.	.	.	.	.	.	.	.	.	.	.	.	.	.	.		
15 UNDERWOOD, Cooper	5	5	.	.	.	.	.	.	.	.	.	.	.	.	.	.	.	.	.	.	.	.		
37 LOY, Dylan	5	5	.	.	.	.	.	.	.	.	.	.	.	.	.	.	.	.	.	.	.	.		
43 ANGELAKOS, Dimitri	3	3	.	.	.	.	.	.	.	.	.	.	.	.	.	.	.	.	.	.	.	.		
99 BUURSEMA, Porter	3	3	.	.	.	.	.	.	.	.	.	.	.	.	.	.	.	.	.	.	.	.		
29 PATEL, Mason	2	2	.	.	.	.	.	.	.	.	.	.	.	.	.	.	.	.	.	.	.	.		
9 LEWIS, Coleman	1	.	.	.	.	.	.	.	.	.	.	1	.	.	.	.	.	.	.	1	.	.		
16 WILLCOX, Charlie	1	1	.	.	.	.	.	.	.	.	.	.	.	.	.	.	.	.	.	.	.	.		
19 COUPET, Nathanael	1	.	.	.	.	.	.	.	.	.	.	1	.	.	.	.	.	.	.	1	.	.		
31 SHADEK, Justin	1	1	.	.	.	.	.	.	.	.	.	.	.	.	.	.	.	.	.	.	.	.		

**PLAYER GAME HIGHS**
**#2 ADVINCULA, Jarren**

HIGH	STAT	LOW
<b>6</b> - 5X Last at Pitt 03-21-26	PLATE APPEARANCES	<b>3</b> vs. Stony Brook 02-22-26
<b>6</b> at Pitt 03-21-26	AT BATS	<b>3</b> - 8X Last at California 04-03-26
<b>4</b> vs. Northwestern 02-28-26	HITS	<b>0</b> - 4X Last vs. Kennesaw State 04-07-26
<b>3</b> vs. Virginia Tech 03-07-26	RUNS SCORED	<b>0</b> - 9X Last vs. Florida St. 04-09-26
<b>5</b> at California 04-02-26	RBI's	<b>0</b> - 14X Last vs. Florida St. 04-09-26
<b>2</b> at California 04-02-26	DOUBLES	<b>0</b> - 29X Last vs. Florida St. 04-10-26
<b>1</b> - 2X Last at California 04-04-26	TRIPLES	<b>0</b> - 33X Last vs. Florida St. 04-11-26
<b>2</b> vs. Northwestern 02-27-26	HOMERUNS	<b>0</b> - 31X Last vs. Florida St. 04-11-26
<b>8</b> vs. Northwestern 02-27-26	TOTAL BASES	<b>0</b> - 4X Last vs. Kennesaw State 04-07-26
<b>2</b> - 3X Last at California 04-03-26	WALKS	<b>0</b> - 20X Last vs. Florida St. 04-11-26
<b>2</b> - 2X Last at Clemson 03-12-26	STRIKEOUTS	<b>0</b> - 25X Last vs. Florida St. 04-11-26
<b>2</b> vs. Bowling Green 02-13-26	STOLEN BASES	<b>0</b> - 31X Last vs. Florida St. 04-11-26
<b>4</b> - 2X Last vs. Florida St. 04-09-26	PUTOUTS	<b>0</b> - 13X Last vs. Kennesaw State 04-07-26
<b>5</b> vs. NC State 03-27-26	ASSISTS	<b>0</b> - 7X Last vs. Florida St. 04-11-26
<b>0</b> - 35X Last vs. Florida St. 04-11-26	ERRORS	<b>0</b> - 35X Last vs. Florida St. 04-11-26

**#3 KERCE, Carson**

HIGH	STAT	LOW
<b>5</b> - 8X Last at California 04-04-26	PLATE APPEARANCES	<b>3</b> - 4X Last at California 04-02-26
<b>5</b> - 4X Last at Pitt 03-21-26	AT BATS	<b>1</b> vs. Bowling Green 02-14-26
<b>3</b> - 8X Last vs. Florida St. 04-11-26	HITS	<b>0</b> - 11X Last at California 04-04-26
<b>3</b> vs. Auburn 03-31-26	RUNS SCORED	<b>0</b> - 10X Last at California 04-04-26
<b>5</b> vs. Florida St. 04-11-26	RBI's	<b>0</b> - 19X Last vs. Florida St. 04-10-26
<b>2</b> - 5X Last vs. Florida St. 04-10-26	DOUBLES	<b>0</b> - 20X Last vs. Florida St. 04-11-26
<b>1</b> vs. Stony Brook 02-20-26	TRIPLES	<b>0</b> - 34X Last vs. Florida St. 04-11-26
<b>1</b> - 4X Last vs. Florida St. 04-11-26	HOMERUNS	<b>0</b> - 31X Last vs. Florida St. 04-10-26
<b>7</b> at Clemson 03-14-26	TOTAL BASES	<b>0</b> - 11X Last at California 04-04-26
<b>2</b> - 4X Last at Georgia St. 03-03-26	WALKS	<b>0</b> - 22X Last vs. Florida St. 04-11-26
<b>2</b> - 2X Last at California 04-04-26	STRIKEOUTS	<b>0</b> - 20X Last vs. Florida St. 04-09-26
<b>1</b> - 2X Last at Pitt 03-20-26	STOLEN BASES	<b>0</b> - 33X Last vs. Florida St. 04-11-26
<b>4</b> - 3X Last at Clemson 03-14-26	PUTOUTS	<b>0</b> - 14X Last vs. Florida St. 04-11-26
<b>6</b> - 2X Last at Clemson 03-13-26	ASSISTS	<b>0</b> - 5X Last at Pitt 03-22-26
<b>2</b> at California 04-03-26	ERRORS	<b>0</b> - 30X Last vs. Florida St. 04-10-26

**#8 BURRESS, Drew**

HIGH	STAT	LOW
<b>6</b> - 7X Last at Pitt 03-21-26	PLATE APPEARANCES	<b>4</b> - 4X Last vs. Auburn 03-31-26
<b>5</b> - 13X Last vs. Florida St. 04-09-26	AT BATS	<b>2</b> - 3X Last vs. NC State 03-27-26
<b>4</b> vs. Florida St. 04-11-26	HITS	<b>0</b> - 10X Last vs. NC State 03-27-26
<b>4</b> - 2X Last vs. Florida St. 04-11-26	RUNS SCORED	<b>0</b> - 10X Last vs. Florida St. 04-09-26
<b>3</b> - 3X Last vs. Florida St. 04-11-26	RBI's	<b>0</b> - 16X Last vs. Florida St. 04-10-26
<b>2</b> vs. Northwestern 02-27-26	DOUBLES	<b>0</b> - 25X Last vs. Florida St. 04-11-26
<b>1</b> - 2X Last vs. NC State 03-28-26	TRIPLES	<b>0</b> - 33X Last vs. Florida St. 04-11-26
<b>2</b> at Clemson 03-12-26	HOMERUNS	<b>0</b> - 29X Last vs. Florida St. 04-10-26
<b>9</b> vs. Stony Brook 02-22-26	TOTAL BASES	<b>0</b> - 10X Last vs. NC State 03-27-26
<b>2</b> - 11X Last vs. Florida St. 04-10-26	WALKS	<b>0</b> - 15X Last vs. Florida St. 04-09-26
<b>3</b> - 2X Last at Clemson 03-14-26	STRIKEOUTS	<b>0</b> - 16X Last vs. Florida St. 04-11-26
<b>2</b> vs. Bowling Green 02-13-26	STOLEN BASES	<b>0</b> - 32X Last vs. Florida St. 04-10-26
<b>5</b> - 2X Last vs. Kennesaw State 04-07-26	PUTOUTS	<b>0</b> - 6X Last vs. NC State 03-27-26
<b>2</b> vs. Stony Brook 02-21-26	ASSISTS	<b>0</b> - 33X Last vs. Florida St. 04-11-26
<b>1</b> - 2X Last vs. Northwestern 02-28-26	ERRORS	<b>0</b> - 33X Last vs. Florida St. 04-11-26

**PLAYER GAME HIGHS**
**#11 ZUCKERMAN, Ryan**

HIGH	STAT	LOW
6 at Georgia Southern 02-17-26	PLATE APPEARANCES	3 - 2X Last at California 04-02-26
5 - 7X Last vs. Florida St. 04-10-26	AT BATS	1 vs. Stony Brook 02-22-26
3 - 3X Last vs. Northwestern 03-01-26	HITS	0 - 6X Last at California 04-04-26
4 vs. Northwestern 03-01-26	RUNS SCORED	0 - 11X Last vs. Florida St. 04-10-26
5 at Georgia Southern 02-17-26	RBI's	0 - 13X Last vs. Florida St. 04-09-26
1 - 10X Last vs. Florida St. 04-11-26	DOUBLES	0 - 25X Last vs. Florida St. 04-09-26
1 at Georgia Southern 02-17-26	TRIPLES	0 - 34X Last vs. Florida St. 04-11-26
3 vs. Northwestern 03-01-26	HOMERUNS	0 - 25X Last vs. Florida St. 04-11-26
12 vs. Northwestern 03-01-26	TOTAL BASES	0 - 6X Last at California 04-04-26
3 at California 04-04-26	WALKS	0 - 19X Last vs. Florida St. 04-11-26
3 - 4X Last vs. Florida St. 04-11-26	STRIKEOUTS	0 - 6X Last at Pitt 03-22-26
1 vs. Virginia Tech 03-08-26	STOLEN BASES	0 - 34X Last vs. Florida St. 04-11-26
2 vs. Florida St. 04-10-26	PUTOUTS	0 - 25X Last vs. Florida St. 04-09-26
5 at Clemson 03-12-26	ASSISTS	0 - 9X Last vs. Kennesaw State 04-07-26
1 - 4X Last vs. Kennesaw State 04-07-26	ERRORS	0 - 31X Last vs. Florida St. 04-11-26

**#25 LACKEY, Vahn**

HIGH	STAT	LOW
6 vs. Stony Brook 02-21-26	PLATE APPEARANCES	3 - 3X Last vs. NC State 03-29-26
5 - 6X Last vs. Florida St. 04-09-26	AT BATS	1 vs. Virginia Tech 03-06-26
3 - 6X Last vs. Kennesaw State 04-07-26	HITS	0 - 5X Last at California 04-03-26
4 at California 04-02-26	RUNS SCORED	0 - 7X Last vs. Florida St. 04-09-26
5 vs. Virginia Tech 03-07-26	RBI's	0 - 12X Last vs. Florida St. 04-09-26
1 - 10X Last at California 04-02-26	DOUBLES	0 - 25X Last vs. Florida St. 04-11-26
1 - 2X Last vs. Kennesaw State 04-07-26	TRIPLES	0 - 33X Last vs. Florida St. 04-11-26
2 vs. Stony Brook 02-20-26	HOMERUNS	0 - 24X Last vs. Florida St. 04-10-26
9 vs. West Georgia 03-10-26	TOTAL BASES	0 - 5X Last at California 04-03-26
3 vs. Virginia Tech 03-06-26	WALKS	0 - 15X Last vs. Florida St. 04-09-26
2 - 5X Last vs. Florida St. 04-09-26	STRIKEOUTS	0 - 19X Last vs. Florida St. 04-11-26
2 vs. Stony Brook 02-22-26	STOLEN BASES	0 - 29X Last vs. Florida St. 04-11-26
13 - 3X Last vs. Florida St. 04-10-26	PUTOUTS	0 - 9X Last at California 04-04-26
3 at Georgia Southern 02-17-26	ASSISTS	0 - 23X Last vs. Florida St. 04-11-26
1 vs. Stony Brook 02-21-26	ERRORS	0 - 34X Last vs. Florida St. 04-11-26

**#4 HERNANDEZ, Alex**

HIGH	STAT	LOW
6 - 2X Last at Pitt 03-21-26	PLATE APPEARANCES	2 vs. Northwestern 02-28-26
5 - 8X Last vs. Florida St. 04-11-26	AT BATS	1 - 2X Last at California 04-02-26
4 - 3X Last vs. West Georgia 03-10-26	HITS	0 - 9X Last vs. Florida St. 04-09-26
3 - 6X Last vs. West Georgia 03-10-26	RUNS SCORED	0 - 10X Last vs. Florida St. 04-09-26
6 vs. Bowling Green 02-14-26	RBI's	0 - 16X Last vs. Florida St. 04-09-26
1 - 4X Last at California 04-04-26	DOUBLES	0 - 30X Last vs. Florida St. 04-11-26
0 - 34X Last vs. Florida St. 04-11-26	TRIPLES	0 - 34X Last vs. Florida St. 04-11-26
1 - 6X Last at California 04-03-26	HOMERUNS	0 - 28X Last vs. Florida St. 04-11-26
8 vs. Stony Brook 02-20-26	TOTAL BASES	0 - 9X Last vs. Florida St. 04-09-26
3 - 2X Last at California 04-02-26	WALKS	0 - 15X Last vs. Florida St. 04-11-26
4 vs. NC State 03-28-26	STRIKEOUTS	0 - 12X Last vs. Florida St. 04-10-26
1 - 2X Last at Georgia Southern 02-17-26	STOLEN BASES	0 - 32X Last vs. Florida St. 04-11-26
11 vs. Georgia State 02-24-26	PUTOUTS	0 - 8X Last vs. Florida St. 04-11-26
1 - 8X Last at California 04-02-26	ASSISTS	0 - 26X Last vs. Florida St. 04-11-26
1 - 2X Last vs. NC State 03-28-26	ERRORS	0 - 32X Last vs. Florida St. 04-11-26

**PLAYER GAME HIGHS**
**#7 BAKER, Will**

HIGH	STAT	LOW
5 - 14X Last at California 04-02-26	PLATE APPEARANCES	1 vs. NC State 03-29-26
5 - 3X Last at California 04-02-26	AT BATS	1 - 2X Last at California 04-03-26
3 - 4X Last at California 04-02-26	HITS	0 - 8X Last vs. Florida St. 04-10-26
3 - 6X Last at California 04-02-26	RUNS SCORED	0 - 10X Last at California 04-03-26
5 vs. Northwestern 02-28-26	RBI's	0 - 17X Last vs. Florida St. 04-10-26
2 at Clemson 03-14-26	DOUBLES	0 - 21X Last vs. Florida St. 04-10-26
1 at Pitt 03-20-26	TRIPLES	0 - 33X Last vs. Florida St. 04-11-26
2 at California 04-02-26	HOMERUNS	0 - 30X Last vs. Florida St. 04-11-26
9 at California 04-02-26	TOTAL BASES	0 - 8X Last vs. Florida St. 04-10-26
3 - 2X Last vs. Stony Brook 02-22-26	WALKS	0 - 15X Last vs. Kennesaw State 04-07-26
3 - 3X Last vs. NC State 03-27-26	STRIKEOUTS	0 - 21X Last vs. Florida St. 04-11-26
1 vs. Stony Brook 02-21-26	STOLEN BASES	0 - 33X Last vs. Florida St. 04-11-26
5 vs. Northwestern 02-28-26	PUTOUTS	0 - 21X Last vs. Florida St. 04-11-26
2 vs. Virginia Tech 03-06-26	ASSISTS	0 - 31X Last vs. Florida St. 04-11-26
1 - 2X Last vs. Virginia Tech 03-07-26	ERRORS	0 - 32X Last vs. Florida St. 04-11-26

**#6 DANIEL, Caleb**

HIGH	STAT	LOW
5 - 10X Last at Pitt 03-20-26	PLATE APPEARANCES	1 - 4X Last at California 04-04-26
5 - 2X Last vs. Virginia Tech 03-07-26	AT BATS	1 - 6X Last at California 04-04-26
3 vs. Bowling Green 02-13-26	HITS	0 - 11X Last vs. Florida St. 04-10-26
3 vs. Northwestern 02-27-26	RUNS SCORED	0 - 12X Last vs. Florida St. 04-10-26
6 vs. Bowling Green 02-13-26	RBI's	0 - 18X Last vs. Florida St. 04-10-26
1 - 6X Last vs. Kennesaw State 04-07-26	DOUBLES	0 - 24X Last vs. Florida St. 04-11-26
0 - 30X Last vs. Florida St. 04-11-26	TRIPLES	0 - 30X Last vs. Florida St. 04-11-26
2 - 2X Last vs. Virginia Tech 03-07-26	HOMERUNS	0 - 24X Last vs. Florida St. 04-10-26
10 vs. Bowling Green 02-13-26	TOTAL BASES	0 - 11X Last vs. Florida St. 04-10-26
1 - 11X Last vs. Kennesaw State 04-07-26	WALKS	0 - 19X Last vs. Florida St. 04-11-26
3 vs. Virginia Tech 03-07-26	STRIKEOUTS	0 - 10X Last vs. Florida St. 04-11-26
0 - 30X Last vs. Florida St. 04-11-26	STOLEN BASES	0 - 30X Last vs. Florida St. 04-11-26
4 - 2X Last vs. Virginia Tech 03-08-26	PUTOUTS	0 - 15X Last vs. Florida St. 04-10-26
0 - 31X Last vs. Florida St. 04-11-26	ASSISTS	0 - 31X Last vs. Florida St. 04-11-26
0 - 31X Last vs. Florida St. 04-11-26	ERRORS	0 - 31X Last vs. Florida St. 04-11-26

**#1 BROSIOUS, Parker**

HIGH	STAT	LOW
5 at Pitt 03-21-26	PLATE APPEARANCES	1 - 10X Last at California 04-02-26
3 - 3X Last vs. NC State 03-29-26	AT BATS	0 - 4X Last at California 04-02-26
2 vs. NC State 03-29-26	HITS	0 - 15X Last vs. Florida St. 04-10-26
2 vs. NC State 03-29-26	RUNS SCORED	0 - 16X Last vs. Florida St. 04-10-26
4 vs. Bowling Green 02-14-26	RBI's	0 - 12X Last vs. Florida St. 04-10-26
1 - 3X Last at Clemson 03-13-26	DOUBLES	0 - 19X Last vs. Florida St. 04-10-26
0 - 22X Last vs. Florida St. 04-10-26	TRIPLES	0 - 22X Last vs. Florida St. 04-10-26
1 - 3X Last vs. NC State 03-29-26	HOMERUNS	0 - 19X Last vs. Florida St. 04-10-26
5 vs. NC State 03-29-26	TOTAL BASES	0 - 15X Last vs. Florida St. 04-10-26
3 vs. Florida St. 04-09-26	WALKS	0 - 14X Last vs. Florida St. 04-10-26
2 vs. NC State 03-28-26	STRIKEOUTS	0 - 15X Last vs. Florida St. 04-10-26
2 vs. Stony Brook 02-20-26	STOLEN BASES	0 - 20X Last vs. Florida St. 04-10-26
3 - 2X Last vs. Florida St. 04-09-26	PUTOUTS	0 - 20X Last vs. Florida St. 04-11-26
0 - 30X Last vs. Florida St. 04-11-26	ASSISTS	0 - 30X Last vs. Florida St. 04-11-26
0 - 30X Last vs. Florida St. 04-11-26	ERRORS	0 - 30X Last vs. Florida St. 04-11-26

**PLAYER GAME HIGHS**
**#10 SCHMIDT, Kent**

HIGH	STAT	LOW
6 - 2X Last vs. Bowling Green 02-14-26	PLATE APPEARANCES	3 at Pitt 03-21-26
5 - 2X Last at California 04-04-26	AT BATS	2 - 7X Last at California 04-02-26
4 vs. Virginia Tech 03-07-26	HITS	0 - 10X Last vs. Florida St. 04-10-26
3 - 3X Last at Pitt 03-22-26	RUNS SCORED	0 - 11X Last vs. Florida St. 04-10-26
4 at Clemson 03-13-26	RBI's	0 - 10X Last vs. Florida St. 04-11-26
1 - 4X Last at Pitt 03-22-26	DOUBLES	0 - 23X Last vs. Florida St. 04-11-26
0 - 27X Last vs. Florida St. 04-11-26	TRIPLES	0 - 27X Last vs. Florida St. 04-11-26
2 vs. Kennesaw State 04-07-26	HOMERUNS	0 - 24X Last vs. Florida St. 04-11-26
8 vs. Kennesaw State 04-07-26	TOTAL BASES	0 - 10X Last vs. Florida St. 04-10-26
2 - 8X Last vs. Florida St. 04-10-26	WALKS	0 - 7X Last vs. Kennesaw State 04-07-26
3 vs. NC State 03-27-26	STRIKEOUTS	0 - 12X Last vs. Kennesaw State 04-07-26
1 - 2X Last at Clemson 03-13-26	STOLEN BASES	0 - 25X Last vs. Florida St. 04-11-26
14 vs. NC State 03-27-26	PUTOUTS	0 - 3X Last vs. West Georgia 03-10-26
2 vs. NC State 03-28-26	ASSISTS	0 - 19X Last vs. Kennesaw State 04-07-26
1 - 2X Last at California 04-04-26	ERRORS	0 - 25X Last vs. Florida St. 04-11-26

**#34 ROGERS, Drew**

HIGH	STAT	LOW
5 - 4X Last at Pitt 03-21-26	PLATE APPEARANCES	1 vs. Northwestern 02-27-26
5 vs. Northwestern 03-01-26	AT BATS	1 vs. Northwestern 02-27-26
3 vs. Northwestern 03-01-26	HITS	0 - 10X Last at California 04-04-26
3 vs. Northwestern 03-01-26	RUNS SCORED	0 - 9X Last at California 04-02-26
6 vs. Stony Brook 02-22-26	RBI's	0 - 12X Last at California 04-04-26
1 vs. Stony Brook 02-20-26	DOUBLES	0 - 19X Last at California 04-04-26
0 - 20X Last at California 04-04-26	TRIPLES	0 - 20X Last at California 04-04-26
2 vs. Northwestern 03-01-26	HOMERUNS	0 - 16X Last at California 04-04-26
9 vs. Northwestern 03-01-26	TOTAL BASES	0 - 10X Last at California 04-04-26
2 - 2X Last vs. Stony Brook 02-20-26	WALKS	0 - 16X Last at California 04-02-26
3 vs. NC State 03-29-26	STRIKEOUTS	0 - 5X Last vs. Virginia Tech 03-06-26
0 - 20X Last at California 04-04-26	STOLEN BASES	0 - 20X Last at California 04-04-26
15 vs. Stony Brook 02-20-26	PUTOUTS	0 - 3X Last vs. Georgia State 02-24-26
3 at Auburn 03-17-26	ASSISTS	0 - 14X Last vs. Florida St. 04-11-26
1 - 2X Last at Georgia St. 03-03-26	ERRORS	0 - 21X Last vs. Florida St. 04-11-26

**#18 GAUDETTE, Caden**

HIGH	STAT	LOW
3.1 vs. NC State 03-28-26	IP	0.1 - 2X Last vs. Georgia State 02-24-26
13 vs. NC State 03-28-26	BATTERS FACED	1 - 2X Last vs. Georgia State 02-24-26
2 vs. Stony Brook 02-20-26	RUNS ALLOWED	0 - 7X Last at California 04-04-26
2 vs. Stony Brook 02-20-26	EARNED RUNS ALLOWED	0 - 7X Last at California 04-04-26
3 vs. Florida St. 04-10-26	HITS ALLOWED	0 - 6X Last at California 04-04-26
3 - 3X Last vs. NC State 03-28-26	STRIKEOUTS	0 - 5X Last at California 04-04-26
2 vs. NC State 03-28-26	WALKS ALLOWED	0 - 8X Last vs. Florida St. 04-10-26
0 - 13X Last vs. Florida St. 04-10-26	DOUBLES ALLOWED	0 - 13X Last vs. Florida St. 04-10-26
0 - 13X Last vs. Florida St. 04-10-26	TRIPLES ALLOWED	0 - 13X Last vs. Florida St. 04-10-26
1 - 4X Last vs. Florida St. 04-10-26	HOMERS ALLOWED	0 - 9X Last at California 04-04-26
0 - 13X Last vs. Florida St. 04-10-26	WILD PITCHES	0 - 13X Last vs. Florida St. 04-10-26
1 - 2X Last at Clemson 03-13-26	HIT BATTERS	0 - 11X Last vs. Florida St. 04-10-26
6 vs. NC State 03-28-26	GROUNDOUTS	0 - 6X Last at California 04-04-26
3 - 2X Last vs. Florida St. 04-10-26	FLYOUTS	0 - 5X Last at Auburn 03-17-26

**PLAYER GAME HIGHS**
**#32 BARFIELD, Brett**

HIGH	STAT	LOW
1.2 vs. Stony Brook 02-20-26	IP	0.1 - 2X Last at Auburn 03-17-26
8 vs. Stony Brook 02-20-26	BATTERS FACED	1 at Clemson 03-14-26
1 - 2X Last at Auburn 03-17-26	RUNS ALLOWED	0 - 11X Last vs. Florida St. 04-11-26
1 - 2X Last at Auburn 03-17-26	EARNED RUNS ALLOWED	0 - 11X Last vs. Florida St. 04-11-26
3 vs. Northwestern 03-01-26	HITS ALLOWED	0 - 9X Last vs. Florida St. 04-11-26
3 at California 04-03-26	STRIKEOUTS	0 - 4X Last vs. Auburn 03-31-26
2 at Pitt 03-22-26	WALKS ALLOWED	0 - 10X Last vs. Florida St. 04-11-26
1 vs. Virginia Tech 03-07-26	DOUBLES ALLOWED	0 - 12X Last vs. Florida St. 04-11-26
0 - 13X Last vs. Florida St. 04-11-26	TRIPLES ALLOWED	0 - 13X Last vs. Florida St. 04-11-26
0 - 13X Last vs. Florida St. 04-11-26	HOMERS ALLOWED	0 - 13X Last vs. Florida St. 04-11-26
1 vs. Florida St. 04-11-26	WILD PITCHES	0 - 12X Last vs. Kennesaw State 04-07-26
1 vs. Stony Brook 02-20-26	HIT BATTERS	0 - 12X Last vs. Florida St. 04-11-26
2 - 2X Last vs. Auburn 03-31-26	GROUNDOUTS	0 - 8X Last vs. Florida St. 04-11-26
3 vs. Stony Brook 02-20-26	FLYOUTS	0 - 5X Last vs. Kennesaw State 04-07-26

**#19 COUPET, Nathanael**

HIGH	STAT	LOW
3 - 2X Last vs. Northwestern 02-28-26	PLATE APPEARANCES	1 - 5X Last at California 04-02-26
3 vs. Northwestern 02-28-26	AT BATS	0 vs. NC State 03-29-26
2 vs. Northwestern 02-28-26	HITS	0 - 4X Last at California 04-02-26
2 - 2X Last vs. Northwestern 02-28-26	RUNS SCORED	0 - 5X Last at California 04-02-26
4 vs. Northwestern 02-28-26	RBI's	0 - 4X Last at California 04-02-26
0 - 9X Last at California 04-02-26	DOUBLES	0 - 9X Last at California 04-02-26
0 - 9X Last at California 04-02-26	TRIPLES	0 - 9X Last at California 04-02-26
1 vs. Northwestern 02-28-26	HOMERUNS	0 - 8X Last at California 04-02-26
5 vs. Northwestern 02-28-26	TOTAL BASES	0 - 4X Last at California 04-02-26
1 vs. NC State 03-29-26	WALKS	0 - 8X Last at California 04-02-26
1 - 5X Last at California 04-02-26	STRIKEOUTS	0 - 4X Last vs. NC State 03-29-26
0 - 9X Last at California 04-02-26	STOLEN BASES	0 - 9X Last at California 04-02-26
6 vs. Bowling Green 02-14-26	PUTOUTS	0 - 7X Last vs. Kennesaw State 04-07-26
1 at California 04-02-26	ASSISTS	0 - 11X Last vs. Kennesaw State 04-07-26
0 - 12X Last vs. Kennesaw State 04-07-26	ERRORS	0 - 12X Last vs. Kennesaw State 04-07-26

**#9 LEWIS, Coleman**

HIGH	STAT	LOW
4 - 2X Last vs. Northwestern 03-01-26	PLATE APPEARANCES	1 - 3X Last vs. Kennesaw State 04-07-26
3 - 4X Last vs. Northwestern 03-01-26	AT BATS	0 vs. West Georgia 03-10-26
2 vs. Bowling Green 02-14-26	HITS	0 - 5X Last vs. Kennesaw State 04-07-26
1 - 6X Last at California 04-02-26	RUNS SCORED	0 - 4X Last vs. Kennesaw State 04-07-26
2 vs. Stony Brook 02-22-26	RBI's	0 - 7X Last vs. Kennesaw State 04-07-26
0 - 10X Last vs. Kennesaw State 04-07-26	DOUBLES	0 - 10X Last vs. Kennesaw State 04-07-26
0 - 10X Last vs. Kennesaw State 04-07-26	TRIPLES	0 - 10X Last vs. Kennesaw State 04-07-26
1 at California 04-02-26	HOMERUNS	0 - 9X Last vs. Kennesaw State 04-07-26
4 at California 04-02-26	TOTAL BASES	0 - 5X Last vs. Kennesaw State 04-07-26
1 - 4X Last vs. West Georgia 03-10-26	WALKS	0 - 6X Last vs. Kennesaw State 04-07-26
2 vs. Stony Brook 02-22-26	STRIKEOUTS	0 - 5X Last vs. Kennesaw State 04-07-26
0 - 10X Last vs. Kennesaw State 04-07-26	STOLEN BASES	0 - 10X Last vs. Kennesaw State 04-07-26
1 vs. Bowling Green 02-14-26	PUTOUTS	0 - 10X Last vs. Kennesaw State 04-07-26
0 - 11X Last vs. Kennesaw State 04-07-26	ASSISTS	0 - 11X Last vs. Kennesaw State 04-07-26
0 - 11X Last vs. Kennesaw State 04-07-26	ERRORS	0 - 11X Last vs. Kennesaw State 04-07-26

**PLAYER GAME HIGHS**
**#37 LOY, Dylan**

HIGH	STAT	LOW
5.2 vs. Stony Brook 02-21-26	IP	1 at Pitt 03-21-26
22 - 2X Last vs. Virginia Tech 03-07-26	BATTERS FACED	5 vs. Auburn 03-31-26
5 - 2X Last at Pitt 03-21-26	RUNS ALLOWED	0 - 6X Last vs. Kennesaw State 04-07-26
5 at Pitt 03-21-26	EARNED RUNS ALLOWED	0 - 6X Last vs. Kennesaw State 04-07-26
9 vs. Northwestern 02-28-26	HITS ALLOWED	0 - 2X Last vs. Auburn 03-31-26
6 - 2X Last vs. Stony Brook 02-21-26	STRIKEOUTS	1 - 3X Last vs. Auburn 03-31-26
2 vs. Florida St. 04-10-26	WALKS ALLOWED	0 - 5X Last vs. Kennesaw State 04-07-26
1 vs. Northwestern 02-28-26	DOUBLES ALLOWED	0 - 10X Last vs. Florida St. 04-10-26
0 - 11X Last vs. Florida St. 04-10-26	TRIPLES ALLOWED	0 - 11X Last vs. Florida St. 04-10-26
2 - 2X Last at Pitt 03-21-26	HOMERS ALLOWED	0 - 6X Last vs. Kennesaw State 04-07-26
1 vs. Virginia Tech 03-07-26	WILD PITCHES	0 - 10X Last vs. Florida St. 04-10-26
2 at Clemson 03-13-26	HIT BATTERS	0 - 9X Last vs. Florida St. 04-10-26
6 vs. Virginia Tech 03-07-26	GROUNDOUTS	0 at Georgia Southern 02-17-26
5 - 2X Last at Clemson 03-13-26	FLYOUTS	0 - 3X Last at Pitt 03-21-26

**#20 SPIVEY, Caden**

HIGH	STAT	LOW
2.1 vs. Virginia Tech 03-08-26	IP	0.1 at Clemson 03-14-26
12 vs. Virginia Tech 03-08-26	BATTERS FACED	3 - 5X Last vs. Kennesaw State 04-07-26
3 vs. Virginia Tech 03-08-26	RUNS ALLOWED	0 - 6X Last vs. Kennesaw State 04-07-26
3 vs. Virginia Tech 03-08-26	EARNED RUNS ALLOWED	0 - 6X Last vs. Kennesaw State 04-07-26
5 vs. Virginia Tech 03-08-26	HITS ALLOWED	0 - 5X Last vs. Kennesaw State 04-07-26
3 - 2X Last vs. Virginia Tech 03-08-26	STRIKEOUTS	0 at Clemson 03-14-26
4 vs. Stony Brook 02-20-26	WALKS ALLOWED	0 - 5X Last vs. Kennesaw State 04-07-26
2 vs. Virginia Tech 03-08-26	DOUBLES ALLOWED	0 - 8X Last vs. Kennesaw State 04-07-26
0 - 10X Last vs. Kennesaw State 04-07-26	TRIPLES ALLOWED	0 - 10X Last vs. Kennesaw State 04-07-26
1 vs. Georgia State 02-24-26	HOMERS ALLOWED	0 - 9X Last vs. Kennesaw State 04-07-26
0 - 10X Last vs. Kennesaw State 04-07-26	WILD PITCHES	0 - 10X Last vs. Kennesaw State 04-07-26
1 vs. Kennesaw State 04-07-26	HIT BATTERS	0 - 9X Last at California 04-03-26
2 - 2X Last at California 04-03-26	GROUNDOUTS	0 - 5X Last vs. Kennesaw State 04-07-26
3 at Georgia St. 03-03-26	FLYOUTS	0 - 5X Last vs. Kennesaw State 04-07-26

**#35 LANKIE, Jake**

HIGH	STAT	LOW
3 vs. Northwestern 02-28-26	IP	0.1 - 2X Last vs. Auburn 03-31-26
12 - 2X Last at Auburn 03-17-26	BATTERS FACED	1 vs. Auburn 03-31-26
4 at Pitt 03-22-26	RUNS ALLOWED	0 - 6X Last vs. Florida St. 04-11-26
4 at Pitt 03-22-26	EARNED RUNS ALLOWED	0 - 8X Last vs. Florida St. 04-11-26
4 at Pitt 03-22-26	HITS ALLOWED	0 - 2X Last vs. Florida St. 04-11-26
5 vs. Stony Brook 02-20-26	STRIKEOUTS	0 - 3X Last vs. Auburn 03-31-26
2 vs. Florida St. 04-11-26	WALKS ALLOWED	0 - 7X Last at California 04-03-26
1 - 3X Last at Pitt 03-22-26	DOUBLES ALLOWED	0 - 7X Last vs. Florida St. 04-11-26
0 - 10X Last vs. Florida St. 04-11-26	TRIPLES ALLOWED	0 - 10X Last vs. Florida St. 04-11-26
1 at Pitt 03-22-26	HOMERS ALLOWED	0 - 9X Last vs. Florida St. 04-11-26
0 - 10X Last vs. Florida St. 04-11-26	WILD PITCHES	0 - 10X Last vs. Florida St. 04-11-26
1 at Clemson 03-12-26	HIT BATTERS	0 - 9X Last vs. Florida St. 04-11-26
3 - 2X Last at Auburn 03-17-26	GROUNDOUTS	0 - 3X Last at Pitt 03-22-26
2 - 3X Last at Auburn 03-17-26	FLYOUTS	0 - 5X Last vs. Florida St. 04-11-26

**PLAYER GAME HIGHS**
**#14 BROWN, Cade**

HIGH	STAT	LOW
4 vs. Bowling Green 02-14-26	PLATE APPEARANCES	1 - 3X Last vs. Kennesaw State 04-07-26
3 vs. Stony Brook 02-22-26	AT BATS	1 - 4X Last vs. Kennesaw State 04-07-26
1 - 3X Last vs. West Georgia 03-10-26	HITS	0 - 4X Last vs. Kennesaw State 04-07-26
1 - 3X Last vs. Virginia Tech 03-06-26	RUNS SCORED	0 - 4X Last vs. Kennesaw State 04-07-26
1 vs. Bowling Green 02-14-26	RBIs	0 - 6X Last vs. Kennesaw State 04-07-26
0 - 7X Last vs. Kennesaw State 04-07-26	DOUBLES	0 - 7X Last vs. Kennesaw State 04-07-26
0 - 7X Last vs. Kennesaw State 04-07-26	TRIPLES	0 - 7X Last vs. Kennesaw State 04-07-26
0 - 7X Last vs. Kennesaw State 04-07-26	HOMERUNS	0 - 7X Last vs. Kennesaw State 04-07-26
1 - 3X Last vs. West Georgia 03-10-26	TOTAL BASES	0 - 4X Last vs. Kennesaw State 04-07-26
2 vs. Bowling Green 02-14-26	WALKS	0 - 6X Last vs. Kennesaw State 04-07-26
2 at Georgia Southern 02-17-26	STRIKEOUTS	0 - 4X Last at California 04-02-26
0 - 7X Last vs. Kennesaw State 04-07-26	STOLEN BASES	0 - 7X Last vs. Kennesaw State 04-07-26
4 vs. Stony Brook 02-22-26	PUTOUTS	0 - 4X Last vs. Kennesaw State 04-07-26
1 - 2X Last at California 04-02-26	ASSISTS	0 - 7X Last vs. Kennesaw State 04-07-26
2 vs. Stony Brook 02-22-26	ERRORS	0 - 8X Last vs. Kennesaw State 04-07-26

**#16 WILLCOX, Charlie**

HIGH	STAT	LOW
2 - 3X Last vs. West Georgia 03-10-26	IP	1 - 5X Last vs. Kennesaw State 04-07-26
12 - 2X Last vs. Stony Brook 02-22-26	BATTERS FACED	3 - 2X Last at California 04-03-26
4 at Pitt 03-21-26	RUNS ALLOWED	0 - 4X Last at California 04-03-26
4 at Pitt 03-21-26	EARNED RUNS ALLOWED	0 - 4X Last at California 04-03-26
5 vs. Bowling Green 02-13-26	HITS ALLOWED	0 - 3X Last at California 04-03-26
3 vs. West Georgia 03-10-26	STRIKEOUTS	0 - 3X Last vs. Kennesaw State 04-07-26
2 - 2X Last at Pitt 03-21-26	WALKS ALLOWED	0 - 5X Last at California 04-03-26
1 - 4X Last vs. Kennesaw State 04-07-26	DOUBLES ALLOWED	0 - 5X Last at California 04-03-26
0 - 9X Last vs. Kennesaw State 04-07-26	TRIPLES ALLOWED	0 - 9X Last vs. Kennesaw State 04-07-26
1 at Pitt 03-21-26	HOMERS ALLOWED	0 - 8X Last vs. Kennesaw State 04-07-26
1 at Georgia St. 03-03-26	WILD PITCHES	0 - 8X Last vs. Kennesaw State 04-07-26
2 - 2X Last vs. Kennesaw State 04-07-26	HIT BATTERS	0 - 7X Last at California 04-03-26
4 - 2X Last at Georgia St. 03-03-26	GROUNDOUTS	0 - 2X Last vs. Auburn 03-31-26
2 - 2X Last vs. Kennesaw State 04-07-26	FLYOUTS	0 at Clemson 03-14-26

**PLAYER GAME HIGHS**
**#21 BALLARD, Carson**

HIGH	STAT	LOW
3 vs. Virginia Tech 03-06-26	IP	1 - 4X Last vs. Auburn 03-31-26
12 - 2X Last at Pitt 03-21-26	BATTERS FACED	3 vs. Stony Brook 02-21-26
4 at Pitt 03-21-26	RUNS ALLOWED	0 - 6X Last vs. Auburn 03-31-26
4 at Pitt 03-21-26	EARNED RUNS ALLOWED	0 - 6X Last vs. Auburn 03-31-26
3 - 2X Last vs. Kennesaw State 04-07-26	HITS ALLOWED	0 - 3X Last vs. Auburn 03-31-26
5 vs. Virginia Tech 03-06-26	STRIKEOUTS	0 - 3X Last at Clemson 03-13-26
2 at Pitt 03-21-26	WALKS ALLOWED	0 - 3X Last at Clemson 03-13-26
1 - 3X Last vs. Virginia Tech 03-06-26	DOUBLES ALLOWED	0 - 6X Last vs. Kennesaw State 04-07-26
0 - 9X Last vs. Kennesaw State 04-07-26	TRIPLES ALLOWED	0 - 9X Last vs. Kennesaw State 04-07-26
1 at Pitt 03-21-26	HOMERS ALLOWED	0 - 8X Last vs. Kennesaw State 04-07-26
1 vs. Georgia State 02-24-26	WILD PITCHES	0 - 8X Last vs. Kennesaw State 04-07-26
1 - 2X Last at Pitt 03-21-26	HIT BATTERS	0 - 7X Last vs. Kennesaw State 04-07-26
3 at Pitt 03-21-26	GROUNDOUTS	0 - 3X Last vs. Auburn 03-31-26
3 vs. Georgia State 02-24-26	FLYOUTS	0 at Georgia Southern 02-17-26

**#22 MCKEE, Tate**

HIGH	STAT	LOW
7.1 vs. NC State 03-27-26	IP	3 vs. Virginia Tech 03-06-26
29 vs. NC State 03-27-26	BATTERS FACED	15 vs. Virginia Tech 03-06-26
6 at Pitt 03-20-26	RUNS ALLOWED	0 - 2X Last at California 04-02-26
6 at Pitt 03-20-26	EARNED RUNS ALLOWED	0 - 2X Last at California 04-02-26
6 - 2X Last at Pitt 03-20-26	HITS ALLOWED	1 at Clemson 03-12-26
7 - 2X Last vs. Florida St. 04-09-26	STRIKEOUTS	3 - 3X Last vs. NC State 03-27-26
5 - 2X Last at Pitt 03-20-26	WALKS ALLOWED	1 - 2X Last at California 04-02-26
2 vs. Northwestern 02-27-26	DOUBLES ALLOWED	0 - 7X Last vs. Florida St. 04-09-26
0 - 9X Last vs. Florida St. 04-09-26	TRIPLES ALLOWED	0 - 9X Last vs. Florida St. 04-09-26
3 at Pitt 03-20-26	HOMERS ALLOWED	0 - 5X Last at California 04-02-26
2 vs. Stony Brook 02-20-26	WILD PITCHES	0 - 5X Last vs. Florida St. 04-09-26
1 - 3X Last at Clemson 03-12-26	HIT BATTERS	0 - 6X Last vs. Florida St. 04-09-26
13 vs. NC State 03-27-26	GROUNDOUTS	2 - 3X Last at Pitt 03-20-26
5 vs. NC State 03-27-26	FLYOUTS	3 - 5X Last at California 04-02-26

**#31 SHADEK, Justin**

HIGH	STAT	LOW
4 vs. Northwestern 03-01-26	IP	0.2 at Pitt 03-22-26
17 vs. Northwestern 03-01-26	BATTERS FACED	2 at Pitt 03-22-26
3 - 3X Last at California 04-04-26	RUNS ALLOWED	0 - 4X Last vs. NC State 03-29-26
3 at California 04-04-26	EARNED RUNS ALLOWED	0 - 4X Last vs. NC State 03-29-26
3 - 3X Last at California 04-04-26	HITS ALLOWED	0 - 3X Last vs. NC State 03-29-26
7 vs. Northwestern 03-01-26	STRIKEOUTS	0 - 2X Last at Auburn 03-17-26
2 - 4X Last at California 04-04-26	WALKS ALLOWED	0 - 2X Last at Pitt 03-22-26
2 vs. Northwestern 03-01-26	DOUBLES ALLOWED	0 - 6X Last at California 04-04-26
0 - 9X Last at California 04-04-26	TRIPLES ALLOWED	0 - 9X Last at California 04-04-26
0 - 9X Last at California 04-04-26	HOMERS ALLOWED	0 - 9X Last at California 04-04-26
1 vs. Stony Brook 02-20-26	WILD PITCHES	0 - 8X Last at California 04-04-26
1 vs. Virginia Tech 03-08-26	HIT BATTERS	0 - 8X Last at California 04-04-26
2 - 2X Last vs. Northwestern 03-01-26	GROUNDOUTS	0 - 3X Last at California 04-04-26
2 - 4X Last at California 04-04-26	FLYOUTS	0 - 4X Last vs. NC State 03-29-26

**#49 CAMPBELL, Kayden**

HIGH	STAT	LOW
2 vs. Virginia Tech 03-08-26	IP	0 vs. Georgia State 02-24-26
6 - 2X Last vs. Virginia Tech 03-08-26	BATTERS FACED	2 - 2X Last at Auburn 03-17-26
3 vs. Georgia State 02-24-26	RUNS ALLOWED	0 - 7X Last vs. Auburn 03-31-26
3 vs. Georgia State 02-24-26	EARNED RUNS ALLOWED	0 - 7X Last vs. Auburn 03-31-26
2 - 3X Last vs. Auburn 03-31-26	HITS ALLOWED	0 - 5X Last at Auburn 03-17-26
4 vs. Virginia Tech 03-08-26	STRIKEOUTS	0 - 5X Last vs. Auburn 03-31-26
2 at Clemson 03-14-26	WALKS ALLOWED	0 - 4X Last vs. Virginia Tech 03-08-26
2 vs. Stony Brook 02-20-26	DOUBLES ALLOWED	0 - 7X Last vs. Auburn 03-31-26
0 - 9X Last vs. Auburn 03-31-26	TRIPLES ALLOWED	0 - 9X Last vs. Auburn 03-31-26
0 - 9X Last vs. Auburn 03-31-26	HOMERS ALLOWED	0 - 9X Last vs. Auburn 03-31-26
0 - 9X Last vs. Auburn 03-31-26	WILD PITCHES	0 - 9X Last vs. Auburn 03-31-26
1 vs. Georgia State 02-24-26	HIT BATTERS	0 - 8X Last vs. Auburn 03-31-26
2 vs. Virginia Tech 03-06-26	GROUNDOUTS	0 - 4X Last vs. Auburn 03-31-26
2 vs. Stony Brook 02-20-26	FLYOUTS	0 - 4X Last at Auburn 03-17-26

**PLAYER GAME HIGHS**
**#99 BUURSEMA, Porter**

HIGH	STAT	LOW
4 - 2X Last vs. Florida St. 04-10-26	IP	0 vs. Virginia Tech 03-08-26
16 vs. Florida St. 04-10-26	BATTERS FACED	2 vs. Virginia Tech 03-08-26
3 vs. NC State 03-28-26	RUNS ALLOWED	0 - 4X Last vs. West Georgia 03-10-26
3 vs. NC State 03-28-26	EARNED RUNS ALLOWED	0 - 5X Last at California 04-03-26
5 vs. NC State 03-28-26	HITS ALLOWED	0 - 4X Last at Pitt 03-21-26
7 vs. Florida St. 04-10-26	STRIKEOUTS	0 vs. Virginia Tech 03-08-26
4 vs. NC State 03-28-26	WALKS ALLOWED	1 - 5X Last vs. Florida St. 04-10-26
1 - 3X Last at California 04-03-26	DOUBLES ALLOWED	0 - 6X Last vs. Florida St. 04-10-26
0 - 9X Last vs. Florida St. 04-10-26	TRIPLES ALLOWED	0 - 9X Last vs. Florida St. 04-10-26
1 vs. Florida St. 04-10-26	HOMERS ALLOWED	0 - 8X Last at California 04-03-26
1 - 2X Last at California 04-03-26	WILD PITCHES	0 - 7X Last vs. Florida St. 04-10-26
0 - 9X Last vs. Florida St. 04-10-26	HIT BATTERS	0 - 9X Last vs. Florida St. 04-10-26
4 vs. Florida St. 04-10-26	GROUNDOUTS	0 - 2X Last vs. Virginia Tech 03-08-26
3 at California 04-03-26	FLYOUTS	0 - 4X Last vs. West Georgia 03-10-26

**#24 BLAKELY, Jackson**

HIGH	STAT	LOW
7 vs. NC State 03-29-26	IP	2 vs. Virginia Tech 03-07-26
25 vs. NC State 03-29-26	BATTERS FACED	10 vs. Virginia Tech 03-07-26
6 at Clemson 03-14-26	RUNS ALLOWED	0 - 6X Last at California 04-04-26
6 at Clemson 03-14-26	EARNED RUNS ALLOWED	0 - 6X Last at California 04-04-26
7 at Clemson 03-14-26	HITS ALLOWED	2 - 3X Last at California 04-04-26
9 vs. Georgia State 02-24-26	STRIKEOUTS	2 vs. Virginia Tech 03-07-26
2 - 2X Last at Pitt 03-22-26	WALKS ALLOWED	0 - 3X Last at California 04-04-26
3 at Clemson 03-14-26	DOUBLES ALLOWED	0 - 4X Last vs. NC State 03-29-26
1 vs. Florida St. 04-11-26	TRIPLES ALLOWED	0 - 7X Last at California 04-04-26
2 vs. Florida St. 04-11-26	HOMERS ALLOWED	0 - 6X Last at California 04-04-26
1 - 2X Last at Clemson 03-14-26	WILD PITCHES	0 - 6X Last vs. Florida St. 04-11-26
3 at Clemson 03-14-26	HIT BATTERS	0 - 4X Last vs. Florida St. 04-11-26
7 - 2X Last vs. Florida St. 04-11-26	GROUNDOUTS	2 - 4X Last at California 04-04-26
10 vs. NC State 03-29-26	FLYOUTS	0 vs. Georgia State 02-24-26

**#43 ANGELAKOS, Dimitri**

HIGH	STAT	LOW
5 at Georgia St. 03-03-26	IP	1 - 2X Last vs. Kennesaw State 04-07-26
17 at Georgia St. 03-03-26	BATTERS FACED	3 vs. Kennesaw State 04-07-26
4 at Auburn 03-17-26	RUNS ALLOWED	0 - 6X Last vs. Kennesaw State 04-07-26
4 at Auburn 03-17-26	EARNED RUNS ALLOWED	0 - 6X Last vs. Kennesaw State 04-07-26
5 at Auburn 03-17-26	HITS ALLOWED	0 vs. Kennesaw State 04-07-26
5 at Georgia St. 03-03-26	STRIKEOUTS	0 - 3X Last vs. Kennesaw State 04-07-26
1 - 2X Last at California 04-02-26	WALKS ALLOWED	0 - 6X Last vs. Kennesaw State 04-07-26
2 at Auburn 03-17-26	DOUBLES ALLOWED	0 - 6X Last vs. Kennesaw State 04-07-26
0 - 8X Last vs. Kennesaw State 04-07-26	TRIPLES ALLOWED	0 - 8X Last vs. Kennesaw State 04-07-26
2 at Auburn 03-17-26	HOMERS ALLOWED	0 - 7X Last vs. Kennesaw State 04-07-26
1 at California 04-02-26	WILD PITCHES	0 - 7X Last vs. Kennesaw State 04-07-26
1 - 2X Last vs. West Georgia 03-10-26	HIT BATTERS	0 - 6X Last vs. Kennesaw State 04-07-26
4 - 2X Last at Georgia St. 03-03-26	GROUNDOUTS	0 - 3X Last vs. Kennesaw State 04-07-26
6 at Georgia St. 03-03-26	FLYOUTS	1 - 2X Last at California 04-02-26

**PLAYER GAME HIGHS**
**#26 VICENS, James**

HIGH	STAT	LOW
<b>1</b> - 4X Last vs. Kennesaw State 04-07-26	IP	<b>0</b> at Clemson 03-14-26
<b>6</b> - 2X Last vs. Georgia State 02-24-26	BATTERS FACED	<b>1</b> - 2X Last at Pitt 03-21-26
<b>3</b> vs. Georgia State 02-24-26	RUNS ALLOWED	<b>0</b> - 4X Last vs. Kennesaw State 04-07-26
<b>3</b> vs. Georgia State 02-24-26	EARNED RUNS ALLOWED	<b>0</b> - 5X Last vs. Kennesaw State 04-07-26
<b>3</b> vs. Georgia State 02-24-26	HITS ALLOWED	<b>0</b> - 6X Last vs. Kennesaw State 04-07-26
<b>3</b> vs. Kennesaw State 04-07-26	STRIKEOUTS	<b>0</b> at Clemson 03-14-26
<b>2</b> - 2X Last vs. Virginia Tech 03-07-26	WALKS ALLOWED	<b>0</b> - 3X Last vs. Kennesaw State 04-07-26
<b>0</b> - 7X Last vs. Kennesaw State 04-07-26	DOUBLES ALLOWED	<b>0</b> - 7X Last vs. Kennesaw State 04-07-26
<b>0</b> - 7X Last vs. Kennesaw State 04-07-26	TRIPLES ALLOWED	<b>0</b> - 7X Last vs. Kennesaw State 04-07-26
<b>0</b> - 7X Last vs. Kennesaw State 04-07-26	HOMERS ALLOWED	<b>0</b> - 7X Last vs. Kennesaw State 04-07-26
<b>1</b> vs. Virginia Tech 03-07-26	WILD PITCHES	<b>0</b> - 6X Last vs. Kennesaw State 04-07-26
<b>0</b> - 7X Last vs. Kennesaw State 04-07-26	HIT BATTERS	<b>0</b> - 7X Last vs. Kennesaw State 04-07-26
<b>1</b> vs. Virginia Tech 03-07-26	GROUNDOUTS	<b>0</b> - 6X Last vs. Kennesaw State 04-07-26
<b>1</b> - 2X Last vs. Stony Brook 02-20-26	FLYOUTS	<b>0</b> - 5X Last vs. Kennesaw State 04-07-26

**#29 PATEL, Mason**

HIGH	STAT	LOW
<b>5</b> vs. Bowling Green 02-14-26	IP	<b>1.1</b> at California 04-04-26
<b>21</b> vs. Bowling Green 02-14-26	BATTERS FACED	<b>6</b> - 3X Last at California 04-04-26
<b>5</b> vs. Stony Brook 02-21-26	RUNS ALLOWED	<b>0</b> - 5X Last vs. Florida St. 04-09-26
<b>5</b> vs. Stony Brook 02-21-26	EARNED RUNS ALLOWED	<b>0</b> - 5X Last vs. Florida St. 04-09-26
<b>8</b> vs. Stony Brook 02-21-26	HITS ALLOWED	<b>0</b> at Pitt 03-20-26
<b>7</b> vs. Bowling Green 02-14-26	STRIKEOUTS	<b>0</b> vs. Florida St. 04-09-26
<b>2</b> vs. Bowling Green 02-14-26	WALKS ALLOWED	<b>0</b> - 3X Last vs. Florida St. 04-09-26
<b>3</b> vs. Stony Brook 02-21-26	DOUBLES ALLOWED	<b>0</b> - 3X Last vs. NC State 03-27-26
<b>0</b> - 7X Last vs. Florida St. 04-09-26	TRIPLES ALLOWED	<b>0</b> - 7X Last vs. Florida St. 04-09-26
<b>0</b> - 7X Last vs. Florida St. 04-09-26	HOMERS ALLOWED	<b>0</b> - 7X Last vs. Florida St. 04-09-26
<b>0</b> - 7X Last vs. Florida St. 04-09-26	WILD PITCHES	<b>0</b> - 7X Last vs. Florida St. 04-09-26
<b>1</b> vs. Florida St. 04-09-26	HIT BATTERS	<b>0</b> - 6X Last at California 04-04-26
<b>5</b> vs. Florida St. 04-09-26	GROUNDOUTS	<b>1</b> - 3X Last vs. NC State 03-27-26
<b>5</b> - 2X Last vs. Stony Brook 02-21-26	FLYOUTS	<b>0</b> at Clemson 03-13-26

**#55 MCKELVEY, Adam**

HIGH	STAT	LOW
<b>1.1</b> vs. Stony Brook 02-20-26	IP	<b>0</b> at Clemson 03-14-26
<b>9</b> at Pitt 03-20-26	BATTERS FACED	<b>1</b> at Clemson 03-14-26
<b>3</b> at Pitt 03-20-26	RUNS ALLOWED	<b>0</b> - 4X Last vs. West Georgia 03-10-26
<b>3</b> at Pitt 03-20-26	EARNED RUNS ALLOWED	<b>0</b> - 4X Last vs. West Georgia 03-10-26
<b>2</b> - 2X Last at California 04-02-26	HITS ALLOWED	<b>0</b> - 4X Last at Clemson 03-14-26
<b>3</b> vs. Bowling Green 02-14-26	STRIKEOUTS	<b>0</b> at Clemson 03-14-26
<b>3</b> at Pitt 03-20-26	WALKS ALLOWED	<b>0</b> - 3X Last vs. West Georgia 03-10-26
<b>1</b> vs. Bowling Green 02-14-26	DOUBLES ALLOWED	<b>0</b> - 6X Last at California 04-02-26
<b>0</b> - 7X Last at California 04-02-26	TRIPLES ALLOWED	<b>0</b> - 7X Last at California 04-02-26
<b>1</b> at Pitt 03-20-26	HOMERS ALLOWED	<b>0</b> - 6X Last at California 04-02-26
<b>0</b> - 7X Last at California 04-02-26	WILD PITCHES	<b>0</b> - 7X Last at California 04-02-26
<b>1</b> at Pitt 03-20-26	HIT BATTERS	<b>0</b> - 6X Last at California 04-02-26
<b>0</b> - 7X Last at California 04-02-26	GROUNDOUTS	<b>0</b> - 7X Last at California 04-02-26
<b>2</b> - 2X Last at California 04-02-26	FLYOUTS	<b>0</b> - 2X Last at Clemson 03-14-26

**PLAYER GAME HIGHS**
**#0 DEE, Michael**

HIGH	STAT	LOW
2 - 2X Last vs. Stony Brook 02-22-26	PLATE APPEARANCES	1 at Georgia Southern 02-17-26
2 vs. Bowling Green 02-14-26	AT BATS	1 - 2X Last vs. Stony Brook 02-22-26
1 - 2X Last vs. Stony Brook 02-22-26	HITS	0 at Georgia Southern 02-17-26
1 - 3X Last vs. Stony Brook 02-22-26	RUNS SCORED	1 - 3X Last vs. Stony Brook 02-22-26
1 vs. Stony Brook 02-22-26	RBIs	0 - 2X Last at Georgia Southern 02-17-26
0 - 3X Last vs. Stony Brook 02-22-26	DOUBLES	0 - 3X Last vs. Stony Brook 02-22-26
0 - 3X Last vs. Stony Brook 02-22-26	TRIPLES	0 - 3X Last vs. Stony Brook 02-22-26
0 - 3X Last vs. Stony Brook 02-22-26	HOMERUNS	0 - 3X Last vs. Stony Brook 02-22-26
1 - 2X Last vs. Stony Brook 02-22-26	TOTAL BASES	0 at Georgia Southern 02-17-26
1 vs. Stony Brook 02-22-26	WALKS	0 - 2X Last at Georgia Southern 02-17-26
1 - 2X Last at Georgia Southern 02-17-26	STRIKEOUTS	0 vs. Stony Brook 02-22-26
0 - 3X Last vs. Stony Brook 02-22-26	STOLEN BASES	0 - 3X Last vs. Stony Brook 02-22-26
2 vs. Stony Brook 02-20-26	PUTOUTS	0 - 5X Last vs. Kennesaw State 04-07-26
2 vs. Stony Brook 02-22-26	ASSISTS	0 - 5X Last vs. Kennesaw State 04-07-26
0 - 6X Last vs. Kennesaw State 04-07-26	ERRORS	0 - 6X Last vs. Kennesaw State 04-07-26

**#15 UNDERWOOD, Cooper**

HIGH	STAT	LOW
4 vs. Stony Brook 02-22-26	IP	0 at Clemson 03-14-26
16 vs. Bowling Green 02-14-26	BATTERS FACED	1 at Clemson 03-14-26
4 vs. Northwestern 03-01-26	RUNS ALLOWED	0 - 2X Last at Clemson 03-14-26
4 vs. Northwestern 03-01-26	EARNED RUNS ALLOWED	0 - 2X Last at Clemson 03-14-26
4 - 2X Last vs. Auburn 03-31-26	HITS ALLOWED	0 vs. Stony Brook 02-22-26
4 - 2X Last vs. Stony Brook 02-22-26	STRIKEOUTS	0 - 2X Last at Clemson 03-14-26
3 vs. Virginia Tech 03-08-26	WALKS ALLOWED	0 - 2X Last at Clemson 03-14-26
2 vs. Auburn 03-31-26	DOUBLES ALLOWED	0 - 3X Last vs. Virginia Tech 03-08-26
0 - 6X Last vs. Auburn 03-31-26	TRIPLES ALLOWED	0 - 6X Last vs. Auburn 03-31-26
1 vs. Auburn 03-31-26	HOMERS ALLOWED	0 - 5X Last at Clemson 03-14-26
0 - 6X Last vs. Auburn 03-31-26	WILD PITCHES	0 - 6X Last vs. Auburn 03-31-26
2 vs. Northwestern 03-01-26	HIT BATTERS	0 - 4X Last vs. Auburn 03-31-26
5 vs. Stony Brook 02-22-26	GROUNDOUTS	0 - 2X Last at Clemson 03-14-26
5 vs. Virginia Tech 03-08-26	FLYOUTS	0 - 2X Last at Clemson 03-14-26

**#5 STEPHENSON, Dominic**

HIGH	STAT	LOW
2 - 2X Last vs. Stony Brook 02-22-26	PLATE APPEARANCES	1 - 2X Last vs. Virginia Tech 03-06-26
2 vs. Stony Brook 02-22-26	AT BATS	0 vs. Virginia Tech 03-06-26
2 vs. Stony Brook 02-22-26	HITS	0 - 3X Last vs. Virginia Tech 03-06-26
1 - 2X Last vs. Stony Brook 02-22-26	RUNS SCORED	0 - 2X Last vs. Virginia Tech 03-06-26
3 vs. Stony Brook 02-22-26	RBIs	0 - 3X Last vs. Virginia Tech 03-06-26
0 - 4X Last vs. Virginia Tech 03-06-26	DOUBLES	0 - 4X Last vs. Virginia Tech 03-06-26
1 vs. Stony Brook 02-22-26	TRIPLES	0 - 3X Last vs. Virginia Tech 03-06-26
0 - 4X Last vs. Virginia Tech 03-06-26	HOMERUNS	0 - 4X Last vs. Virginia Tech 03-06-26
4 vs. Stony Brook 02-22-26	TOTAL BASES	0 - 3X Last vs. Virginia Tech 03-06-26
1 vs. Virginia Tech 03-06-26	WALKS	0 - 3X Last vs. Stony Brook 02-22-26
1 - 2X Last at Georgia Southern 02-17-26	STRIKEOUTS	0 - 2X Last vs. Virginia Tech 03-06-26
0 - 4X Last vs. Virginia Tech 03-06-26	STOLEN BASES	0 - 4X Last vs. Virginia Tech 03-06-26
3 - 2X Last at Georgia Southern 02-17-26	PUTOUTS	0 vs. Virginia Tech 03-06-26
0 - 4X Last vs. Virginia Tech 03-06-26	ASSISTS	0 - 4X Last vs. Virginia Tech 03-06-26
0 - 4X Last vs. Virginia Tech 03-06-26	ERRORS	0 - 4X Last vs. Virginia Tech 03-06-26


**PLAYER GAME HIGHS**
**#41 HARTWELL, Judson**

HIGH	STAT	LOW
2 - 2X Last vs. Stony Brook 02-22-26	PLATE APPEARANCES	1 at Georgia Southern 02-17-26
2 vs. Stony Brook 02-22-26	AT BATS	1 - 2X Last at Georgia Southern 02-17-26
1 - 2X Last at Georgia Southern 02-17-26	HITS	0 vs. Stony Brook 02-22-26
2 vs. Bowling Green 02-14-26	RUNS SCORED	0 - 2X Last vs. Stony Brook 02-22-26
1 at Georgia Southern 02-17-26	RBI's	0 - 2X Last vs. Stony Brook 02-22-26
0 - 3X Last vs. Stony Brook 02-22-26	DOUBLES	0 - 3X Last vs. Stony Brook 02-22-26
0 - 3X Last vs. Stony Brook 02-22-26	TRIPLES	0 - 3X Last vs. Stony Brook 02-22-26
0 - 3X Last vs. Stony Brook 02-22-26	HOMERUNS	0 - 3X Last vs. Stony Brook 02-22-26
1 - 2X Last at Georgia Southern 02-17-26	TOTAL BASES	0 vs. Stony Brook 02-22-26
1 vs. Bowling Green 02-14-26	WALKS	0 - 2X Last vs. Stony Brook 02-22-26
0 - 3X Last vs. Stony Brook 02-22-26	STRIKEOUTS	0 - 3X Last vs. Stony Brook 02-22-26
0 - 3X Last vs. Stony Brook 02-22-26	STOLEN BASES	0 - 3X Last vs. Stony Brook 02-22-26
1 vs. Bowling Green 02-14-26	PUTOUTS	0 - 3X Last at California 04-02-26
0 - 4X Last at California 04-02-26	ASSISTS	0 - 4X Last at California 04-02-26
0 - 4X Last at California 04-02-26	ERRORS	0 - 4X Last at California 04-02-26

**#39 NEISES, Tyler**

HIGH	STAT	LOW
3 vs. Bowling Green 02-14-26	PLATE APPEARANCES	1 at Georgia Southern 02-17-26
2 vs. Bowling Green 02-14-26	AT BATS	1 at Georgia Southern 02-17-26
1 - 2X Last at Georgia Southern 02-17-26	HITS	1 - 2X Last at Georgia Southern 02-17-26
2 vs. Bowling Green 02-14-26	RUNS SCORED	0 at Georgia Southern 02-17-26
0 - 2X Last at Georgia Southern 02-17-26	RBI's	0 - 2X Last at Georgia Southern 02-17-26
0 - 2X Last at Georgia Southern 02-17-26	DOUBLES	0 - 2X Last at Georgia Southern 02-17-26
0 - 2X Last at Georgia Southern 02-17-26	TRIPLES	0 - 2X Last at Georgia Southern 02-17-26
0 - 2X Last at Georgia Southern 02-17-26	HOMERUNS	0 - 2X Last at Georgia Southern 02-17-26
1 - 2X Last at Georgia Southern 02-17-26	TOTAL BASES	1 - 2X Last at Georgia Southern 02-17-26
1 vs. Bowling Green 02-14-26	WALKS	0 at Georgia Southern 02-17-26
1 vs. Bowling Green 02-14-26	STRIKEOUTS	0 at Georgia Southern 02-17-26
0 - 2X Last at Georgia Southern 02-17-26	STOLEN BASES	0 - 2X Last at Georgia Southern 02-17-26
2 at Georgia Southern 02-17-26	PUTOUTS	0 - 2X Last vs. Virginia Tech 03-06-26
0 - 3X Last vs. Virginia Tech 03-06-26	ASSISTS	0 - 3X Last vs. Virginia Tech 03-06-26
0 - 3X Last vs. Virginia Tech 03-06-26	ERRORS	0 - 3X Last vs. Virginia Tech 03-06-26

# TV/RADIO ROSTER


**#0**
**MICHAEL DEE**

 INF • R/R • 6-2 • 174 • Fr.  
Stone Mountain, Ga. (St. Pius X)


**#1**
**PARKER BROSIOUS**


 OF • R/L • 6-1 • 200 • Sr.  
Suwanee, Ga. (Lambert HS)

**#2**
**JARREN ADVINCULA**

 INF • L/R • 6-2 • 195 • Jr.  
Santa Clara, Calif. (Cal)

**#3**
**CARSON KERCE**

 INF • R/R • 5-11 • 200 • Jr.  
Marietta, Ga. (Pope HS)

**#4**
**ALEX HERNANDEZ**

 RHP/UTL • R/R • 6-2 • 210 • So.  
Cumming, Ga. (Forsyth Central)

**#5**
**DOMINIC STEPHENSON**

 C/OF • R/R • 6-0 • 208 • Fr.  
Marietta, Ga. (Harrison HS)

**#6**
**CALEB DANIEL**

 OF • L/R • 6-0 • 188 • So.  
Cartersville, Ga. (Cartersville HS)

**#7**
**WILL BAKER**

 INF • L/R • 6-0 • 197 • So.  
Upper Coomera, Queensland, Australia

**#8**
**DREW BURRESS**

 OF • R/R • 5-9 • 185 • Jr.  
Houston County, Ga. (Houston Co. HS)


**#9**
**COLEMAN LEWIS**


 OF • L/R • 6-1 • 220 • Fr.  
Lake Park, Ga. (Lowndes HS)


**#10**
**KENT SCHMIDT**


 INF • L/R • 6-0 • 225 • Jr.  
Marietta, Ga. (Georgia Southern)


**#11**
**RYAN ZUCKERMAN**


 INF • R/R • 6-4 • 230 • Jr.  
Yardley, Pa. (Pitt)

**#14**
**CADE BROWN**

 OF/INF • R/R • 6-1 • 210 • So.  
Lilburn, Ga. (Georgia)

**#15**
**COOPER UNDERWOOD**

 LHP • L/L • 6-1 • 190 • Fr.  
Acworth, Ga. (Allatoona HS)

**#16**
**CHARLIE WILLCOX**

 RHP • S/R • 6-3 • 218 • Fr.  
Santa Rosa Beach, Fla. (South Walton HS)

**#18**
**CADEN GAUDETTE**

 RHP • R/R • 6-0 • 207 • R-Jr.  
Alpharetta, Ga. (Milton HS)

**#19**
**NATHANAEL COUPET**

 C/INF • R/R • 6-0 • 218 • R-So.  
Boynton Beach, Fl. (North Broward Prep)

**#20**
**CADEN SPIVEY**

 RHP • R/R • 6-2 • 193 • Sr.  
Vidalia, Ga. (Notre Dame)


**#21**
**CARSON BALLARD**

 RHP • R/R • 6-1 • 195 • R-Jr.  
Alpharetta, Ga. (Wesleyan HS)

**#22**
**TATE MCKEE**

 RHP • R/R • 6-3 • 210 • Jr.  
Kennesaw, Ga. (Mount Paran Christian)

**#24**
**JACKSON BLAKELY**


 RHP • R/R • 6-0 • 220 • So.  
Thomasston Ga. (Upton-Lee HS)

**#25**
**VAHN LACKEY**

 C/INF • R/R • 6-2 • 215 • Jr.  
Suwanee, Ga. (Collins Hill HS)

**#26**
**JAMIE VICENS**


 RHP • R/R • 6-5 • 202 • Fr.  
Atlanta, Ga. (Marist School)

**#29**
**MASON PATEL**

 RHP • R/R • 6-1 • 208 • Gr.  
Knoxville, Tenn. (Georgia State)

**#31**
**JUSTIN SHADEK**

 RHP • R/R • 6-6 • 235 • R-So.  
Kinnelon, N.J. (Rutgers)

**#32**
**BRETT BARFIELD**

 LHP • L/L • 6-1 • 215 • Sr.  
Cumming, Ga. (Florida St.)

**#34**
**DREW ROGERS**

 C • R/R • 6-1 • 220 • So.  
Tempe, Ariz. (Hamilton HS)


**#35**
**JAKE LANKIE**


 RHP • R/R • 6-2 • 191 • R-So.  
Alpharetta, Ga. (Georgia)

**#37**
**DYLAN LOY**

 LHP • L/L • 6-0 • 208 • Jr.  
Pigeon Forge, Tenn. (Tennessee)

**#39**
**TYLER NEISES**

 OF • L/R • 6-3 • 225 • Jr.  
Dalton, Ga. (Dalton HS)

**#41**
**JUDSON HARTWELL**

 INF • R/R • 6-3 • 215 • Fr.  
Watkinsville, Ga. (Prince Ave. Christian)

**#43**
**DIMITRI ANGELAKOS**

 RHP • R/R • 6-1 • 214 • R-Fr.  
Woodstock, Ga. (Etowah HS)

**#49**
**KAYDEN CAMPBELL**

 LHP • R/L • 6-2 • 205 • Jr.  
Cincinnati, Ohio (Louisville)

**#54**
**RILEY HASENSTAB**

 RHP • R/R • 6-2 • 218 • R-Fr.  
Duluth, Ga. (Duluth HS)

**#55**
**ADAM MCKELVEY**

 LHP • L/L • 6-3 • 229 • So.  
Roswell, Ga. (Roswell HS)

**#99**
**PORTER BUURSEMA**

 RHP • R/R • 6-1 • 198 • Jr.  
Woodstock, Ga. (Georgia Southern)

**#13**
**JAMES RAMSEY**

 Head Coach (1st Season)  
8th year at Tech

**#77**
**MATT TAYLOR**


 Pitching Coach/Recruiting Coord.  
3rd Season


**#27**
**SCOTT STRICKLIN**

 Assistant Coach (1st Season)  
7th Year at Tech

**#48**
**JOSH SCHULMAN**

Assistant Coach (2nd Season)


**#3**
**JASON RICHMAN**

 Director of Pitching  
3rd Season

**#1**
**TREY YUNGER**

 Director of Operations  
1st Season