

GEORGIA TECH

131ST SEASON • 36 NCAA REGIONAL APPEARANCES • 3 COLLEGE WORLD SERIES APPEARANCES • 10 ACC CHAMPIONSHIPS

2026 Official Game Notes | RamblinWreck.com | Contact: Anthony Brandt • abrandt@athletics.gatech.edu • (817) 757-6979

GEORGIA TECH BY THE NUMBERS

Overall Record.....	27-5
ACC Record.....	12-3
at Mac Nease Baseball Park.....	18-2
Road Games.....	8-3
Neutral Site Games.....	1-0
Streak.....	W9
Last 10.....	9-1

2026 SCHEDULE / RESULTS

Date	Opponent	Time/Result
2/13	BOWLING GREEN	W, 11-5
2/14	BOWLING GREEN	W, 27-4
2/14	BOWLING GREEN	W, 12-2 (7)
2/17	GEORGIA SOUTHERN	W, 25-1
2/20	STONY BROOK	W, 14-5
2/20	STONY BROOK	W, 10-5 (7)
2/21	STONY BROOK	W, 6-5 (10)
2/22	STONY BROOK	W, 21-3 (7)
2/24	GEORGIA STATE	L, 4-9
2/27	NORTHWESTERN	W, 17-3 (7)
2/28	NORTHWESTERN	W, 13-3 (7)
3/1	NORTHWESTERN	W, 14-6
3/3	GEORGIA STATE [^]	W, 4-1
3/6	VIRGINIA TECH	W, 16-1 (7)
3/7	VIRGINIA TECH	W, 14-5
3/8	VIRGINIA TECH	L, 6-9
3/10	WEST GEORGIA	W, 14-0 (7)
3/12	#8 CLEMSON	W, 10-0 (7)
3/13	#8 CLEMSON	W, 9-3
3/14	#8 CLEMSON	L, 7-13
3/17	#4 AUBURN	L, 2-9
3/20	PITTSBURGH	W, 11-9
3/21	PITTSBURGH	L, 9-14
3/22	PITTSBURGH	W, 12-4 (7)
3/27	#14 NC STATE	W, 3-1
3/28	#14 NC STATE	W, 6-4
3/29	#14 NC STATE	W, 10-0 (8)
3/31	#11 AUBURN	W, 13-3 (8)
4/2	CALIFORNIA	W, 17-2 (7)
4/3	CALIFORNIA	W, 7-2
4/4	CALIFORNIA	W, 9-3
4/7	KENNESAW STATE	W, 11-4
4/9	#5 FLORIDA STATE	7 pm
4/10	#5 FLORIDA STATE	8 pm
4/11	#5 FLORIDA STATE	3 pm
4/14	GEORGIA SOUTHERN	6 pm
4/17	NORTH CAROLINA	6 pm
4/18	NORTH CAROLINA	12 pm
4/19	NORTH CAROLINA	1 pm
4/21	GEORGIA*	7 pm
4/24	WAKE FOREST	7 pm
4/25	WAKE FOREST	12 pm
4/26	WAKE FOREST	1 pm
4/28	KENNESAW STATE	6 pm
5/1	XAVIER	7 pm
5/2	XAVIER	3 pm
5/3	XAVIER	1 pm
5/8	DUKE	7 pm
5/9	DUKE	3 pm
5/10	DUKE	1 pm
5/12	MERCER	6 pm
5/14	BOSTON COLLEGE	6 pm
5/15	BOSTON COLLEGE	2 pm
5/16	BOSTON COLLEGE	1 pm

5/19-24 ACC TOURNAMENT CHARLOTTE, N.C.

* Game held at Truist Park
[^] Game held at Gwinnett Field
 Home games in Gold

WEEKEND 9: No. 2 GEORGIA TECH vs No. 5 FLORIDA STATE



GEORGIA TECH YELLOW JACKETS

Overall Record.....27-5, 12-3 ACC
 Ranking#2 PG / #3 D1 & NCBWA & BA & Coaches
 Head CoachJames Ramsey
 Career Record26-5 (1st season)
 Record at GTSame
 Record Last Week.....3-0 at Cal / 1-0 vs Kennesaw St.



FLORIDA STATE SEMINOLES


Overall Record.....24-8, 9-3 ACC
 Ranking.....#5 PG & D1 & BA / #6 Coaches & NCBWA
 Head CoachLink Jarrett
 Career Record439-270 (14th season)
 Record at FSU.....138-72 (4th season)
 Last Week.....2-1 at #10 Virginia / 0-1 vs Florida

MATCHUPS AT A GLANCE

GT	OFFENSE	FSU	GT	PITCHING/DEFENSE	FSU
.359	Batting	283	4.19	ERA	3.93
.636	Slugging	465	264.0	IP	270.0
.478	On-Base Pct	400	0	CGs	1
84	Doubles	65	5	Saves	10
10	Triples	5	298/128	K/BB	346/126
68	Home Runs	39	.240	OBA	.213
222	Walks	173	26	Errors	29
26/31	SB/SBA	33/40	15	Double Plays	17

PROBABLE PITCHERS

Thursday



Tate McKee
 #22 | Jr. | 5-0
 37.2 IP / 3.35 ERA
 1.41 WHIP / 38 Ks

Friday



Porter Buursema
 #99 | Jr. | 0-1
 14.1 IP / 3.77 ERA
 1.60 WHIP / 20 Ks

Saturday



Jackson Blakely
 #24 | So. | 4-1
 29.2 IP / 1.82 ERA
 1.01 WHIP / 33 Ks

TOP STORYLINES

- The No. 2 ranked Yellow Jackets are playing some of their best baseball as they prepare for the first Top 5 series on The Flats since 2009 against No. 5 Florida State.
- The last Top 5 series in Atlanta was in 2009: #3 GT vs. #5 UNC
- The Jackets are 27-5 overall and 12-3 in the ACC for the first time since 2010.
- Tech has won at least 27 of its first 32 games for only the 7th time in 131 seasons: 2010, 2002, 1997, 1994, 1990 & 1971.
- GT is 6-2 against ranked opponents for the first time since 2014 and 6-2 against Top 15 opponents for the first time since 2006.
- The Jackets are second in the nation with 16 Power 4 wins this season, the only team with more is No. 1 UCLA (20).
- Tech is 16-4 against Power 4 competition, one of only three programs with a .800+ win % vs. P4 - also UCLA and Georgia.
- GT & UCLA are the only teams to be ranked in the Top 10 for both runs allowed and runs scored vs. Power 4 competition.
- Head coach **James Ramsey** is tied with his predecessor, Danny Hall, for the best record by any first-year GT head coach through the first 32 games of their tenure.
- Tech has won its first eight series of the season for the first time since 1994 and are 5-0 in ACC series for the first time since 2005.
- Yesterday's 11-4 win over Kennesaw State brought GT's record to 18-2 at Mac Nease Baseball Park for the first time since 2010 and only the fourth time this century.
- Tech has won nine straight games, four of which came against Top 15 opponents (#14 NC State and #11 Auburn). It's tied for the longest winning streak in the last decade (since 2016).
- Over the current win streak, Tech is outscoring its opponents by 65 runs (88-23). Tech is allowing just 2.55 runs-per-game while scoring an average of 9.77 runs-per-game.
- Tech pitching's 2.52 team ERA over the last nine games is the lowest in Power 4 and 2nd in all of Division I, behind only Brown.
- The Yellow Jackets enter this week as the best offense in the country and the best offense in modern college baseball history. In the 16 seasons of the BBCOR era, the 2026 Yellow Jackets have produced the best on-base percentage (.478) and runs/game (11.4) of any Power 4 team after eight weeks in the BBCOR era.

- Tech leads Division I in three standard statistical categories: on-base percentage (.478), OPS (1.115) and runs (364) and are Top 5 in: average (2nd - .359), slugging (2nd - .636), hits (2nd - 399), walks (2nd - 222), doubles (3rd - 84) and home runs (3rd - 68).
- Tech has scored 364 runs through their first 32 games. It's the most runs Georgia Tech has recorded after 32 games in the program's 131-year history and the most runs any Power 4 team has scored through 32 games in the BBCOR era (since 2011).
- GT is outscoring its opponents 364-138, that +226 margin is the highest through 32 games in program history.
- The Jackets have already matched their record for 20-run games in a single season in the BBCOR era, with three - tying the record set in 2023 when the team did so over 57 games.
- Tech has scored 10+ runs in 20 of its 32 games this season.
- Jarren Advincula leads the ACC in hits (54) tied for the 6th-most in the nation, while also being the 7th hardest player to strike out among Power 4 players (11.1 at bats per K).
- Carson Kerce leads the NCAA with 18 doubles this season. Will Baker is just behind with 13 (23rd in Division I). GT is the only program in the nation with multiple players delivering more than 12 doubles this year.
- Kerce is averaging 0.56 doubles/game which puts him on pace for 30 by the end of the season. The program record is 27, set by Jay Payton in 1994.
- GT is the only program to have five players with an OBP of at least .480 this season: Lackey (.531), Hernandez (.514), Baker (.496), Schmidt (.486) and Advincula (.484).
- The Yellow Jackets are the only team with four different players batting over .380: Lackey (.414), Advincula (.406), Hernandez (.387) and Baker (.376).
- Tech is the only team in the nation with six players with at least 35 runs scored. No other program has more than four: Lackey (45), Burress (43), Advincula (37), Baker (36), Hernandez (36) and Zuckerman (36).
- This will be the 133rd, 134th & 135th all-time meetings between GT and FSU. The Seminoles lead the all-time series, 81-51 with the Jackets winning 3 of the last 4 games played in Atlanta.

2026 QUICK FACTS
GENERAL INFORMATION

School.....Georgia Institute of Technology (Georgia Tech)
Location.....Atlanta, Ga.
Enrollment.....53,067
Founded.....1885
Nickname.....Yellow Jackets, Ramblin' Wreck
Mascot....."Buzz" the Yellow Jacket
Official Colors.....Tech Gold and White
Conference.....Atlantic Coast Conference (ACC)
President.....Dr. Angel Cabrera
Faculty Athletic Representative.....Dr. Jenna Jordan
Director of Athletics.....Ryan Alpert
Website.....www.RamblinWreck.com

BASEBALL STAFF

Head Coach.....James Ramsey (1st season - 8th at Tech)
 Alma Mater, Year.....Florida State, 2012
Ast. Coach/Pitching/Recruiting Coord. Matt Taylor (3rd year)
 Alma Mater, Year.....Columbus State, 2017
Assistant Coach/Catchers.....Scott Stricklin (1st year)
 Alma Mater, Year.....Kent State, 1993
Assistant Coach/Base Runners.....Josh Schulman (2nd year)
 Alma Mater, Year.....Rochester, 2015 & Texas A&M, 2017
Director of Baseball Operations.....Trey Yunger
Strength and Conditioning.....Steve Tamborra
Athletic Trainer.....Paul Wolkoff
Equipment Manager.....Bill Shackelford
Director of Sports Psychology.....Dr. Jenny Kraska

HISTORICAL INFORMATION

Record Since 1895.....2,708-1,727-27 (.610)
Record at Mac Nease Baseball Park (since 1985)
1,068-349-1 (.753)
ACC Regular Season Record (since 1980)
639-477-2 (.573)
ACC Regular Season Championships (Divisional).....10
 1987, 1993, 1997, 2000, 2004, 2005, (2011, 2019, 2021), 2025
ACC Tournament Appearances.....44
ACC Tournament Record.....84-70 (.545)
ACC Tournament Championships.....9
 1985, 1986, 1987, 1988, 2000, 2003, 2005, 2012, 2014
NCAA Tournament Appearances.....36
 1959, 1971, 1985, 1986, 1987, 1988, 1989, 1990, 1991,
 1992, 1993, 1994, 1995, 1996, 1997, 1998, 2000, 2001,
 2002, 2003, 2004, 2005, 2006, 2008, 2009, 2010, 2011,
 2012, 2013, 2014, 2016, 2019, 2021, 2022, 2024, 2025
NCAA Tournament Record.....80-73 (.523)
NCAA Super Regional Appearances.....5
 2000, 2002, 2004, 2005, 2006
College World Series Appearances.....3
 1994 (2nd), 2002 (T-5th), 2006 (T-7th)
College World Series Record.....4-5 (.444)

STADIUM INFORMATION

Name.....Mac Nease Baseball Park at Russ Chandler Stadium
Year Opened.....1985
Last Renovated.....2020-21
Capacity.....3,194
Dimensions.....329-382-390-350-334
Fence Height.....10 feet
Address.....Fowler Street & Fifth Street, Atlanta, Ga. 30332

2026 TEAM INFORMATION

Lettermen Returning.....24
Starting Position Player.....8
Starting Pitchers.....2
Newcomers.....12

2025 YEAR IN REVIEW

Overall Record.....41-19
ACC Record.....19-11
ACC Finish.....Regular Season Champions
ACC Tournament.....1-1
Final Ranking.....No. 24

NO.	NAME	POS.	YR	B/T	HT	WT	HOMETOWN(LAST SCHOOL)
0	Michael Dee	INF	FR	R/R	6'2"	174	Stone Mountain, GA. (St. Pius X)
1	Parker Brosius	OF	SR	R/L	6'1"	200	Suwanee, GA. (Lambert HS)
2	Jarren Advincula	INF	JR	L/R	6'2"	195	Santa Clara, Calif. (California)
3	Carson Kerce	INF	JR	R/R	5'11"	200	Marietta, GA. (Pope HS)
4	Alex Hernandez	UTL/RHP	SO	R/R	6'2"	210	Cumming, GA. (Forsyth Central HS)
5	Dominic Stephenson	C/OF	FR	R/R	6'0"	208	Marietta, GA. (Harrison HS)
6	Caleb Daniel	OF	SO	L/R	6'0"	188	Cartersville, GA. (Cartersville HS)
7	Will Baker	INF/OF	SO	L/R	6'0"	197	Upper Coomera, Queensland, Australia
8	Drew Burress	OF	JR	R/R	5'9"	185	Houston County, GA. (Houston County HS)
9	Coleman Lewis	OF	FR	L/R	6'1"	220	Lake Park, GA. (Lowndes HS)
10	Kent Schmidt	INF	JR	L/R	6'0"	225	Marietta, GA. (Georgia Southern)
11	Ryan Zuckerman	INF	JR	R/R	6'4"	230	Yardley, PA. (Pittsburgh)
14	Cade Brown	OF/INF	SO	R/R	6'1"	210	Liburn, GA. (Georgia)
15	Cooper Underwood	LHP	FR	L/L	6'1"	190	Acworth, GA. (Allatoona HS)
16	Charlie Willcox	RHP	FR	S/R	6'3"	218	Santa Rosa Beach, Fla. (South Walton HS)
18	Caden Gaudette	RHP	R-JR.	R/R	6'0"	207	Alpharetta, GA. (Milton HS)
19	Nathanael Coupet	C/INF	R-SO.	R/R	6'0"	218	Boynton Beach, FL (North Broward Prep)
20	Caden Spivey	RHP	SR	R/R	6'2"	193	Vidalia, GA. (Notre Dame)
21	Carson Ballard	RHP	SR	R/R	6'1"	195	Alpharetta, GA. (Wesleyan HS)
22	Tate McKee	RHP	JR	R/R	6'3"	210	Kennesaw, GA. (Mount Paran Christian)
24	Jackson Blakely	RHP	SO	R/R	6'0"	220	Thomaston GA. (Upson-Lee HS)
25	Vahn Lackey	C/INF	JR	R/R	6'2"	215	Suwanee, GA. (Collins Hill HS)
26	Jamie Vicens	RHP	FR	R/R	6'5"	202	Atlanta, GA. (Marist School)
29	Mason Patel	RHP	GR	R/R	6'1"	208	Knoxville, TN Georgia State)
31	Justin Shadek	RHP	R-SO	R/R	6'6"	235	Kinnelon, N.J. (Rutgers)
32	Brett Barfield	LHP	SR	L/L	6'1"	215	Cumming, GA. (Florida State)
34	Drew Rogers	C/INF	SO	R/R	6'1"	220	Tempe, AZ (Hamilton HS)
35	Jake Lankie	RHP	R-SO	R/R	6'2"	191	Alpharetta, GA. (Georgia)
37	Dylan Loy	LHP	JR	L/L	6'0"	208	Pigeon Forge, Tenn. (Tennessee)
39	Tyler Neises	OF/INF	JR	L/R	6'3"	225	Dalton, GA. (Dalton HS)
41	Judson Hartwell	INF/OF	FR	R/R	6'3"	215	Watkinsville, Ga. (Prince Avenue Christian)
43	Dimitri Angelakos	RHP	R-FR	R/R	6'1"	214	Woodstock, GA. (Etowah HS)
49	Kayden Campbell	LHP	SR	R/L	6'1"	210	Cincinnati, OH (Louisville)
54	Riley Hasenstab	RHP	R-FR	R/R	6'2"	218	Duluth, GA. (Duluth HS)
55	Adam McKelvey	LHP	SO	L/L	6'4"	248	Roswell, GA. (Roswell HS)
99	Porter Buursema	RHP	JR	R/R	6'1"	200	Woodstock, GA. (Georgia Southern)

Coaching Staff

Head Coach – James Ramsey (1st Season)
Assistant Coach/Pitching/Recruiting Coord. – Matt Taylor (3rd Season)
Assistant Coach – Scott Stricklin (1st season)
Assistant Coach – Josh Schulman (2nd season)
Director of Pitching - Jason Richman (3rd Season)
Director of Operations - Trey Yunger (1st season)
Player Development Coach - Steve Tamborra (26th season)
Athletic Trainer - Paul Wolkoff (17th season)
Director of Sports Psychology - Dr. Jenny Kraska (2nd Season)

PRO-NUN-SEE-AY-SHUN GUIDE

MICHAEL DEE....."D"
 PARKER BROSIOUS.....BRO-ZHUS
 JARREN ADVINCULA.....AD-VINK-YOU-LA
 CADEN GAUDETTE.....GOD-DET
 NATHANAEL COUPE.....COO-PAY
 CADEN SPIVEY.....SPY-VEE
 VAHN LACKEY.....LIKE "VAUGHN"
 JAMIE VICENS.....VI-SENS
 JUSTIN SHADEK.....SHAD-ICK
 TYLER NEISES.....NICE-IS
 DIMITRI ANGELAKOS.....AN-GEL-LAH-KOS
 RILEY HASENSTAB.....HAAS-IN-STOB
 ADAM MCKELVEY.....MICK-KEL-VEE
 PORTER BUURSEMA.....BIR-SIM-AH
 JOSH SCHULMAN.....SHOOL-MAN



RECRUITING SUCCESS

• Tech has now signed top-5 classes in four of the last seven years, top-10 classes in five of the last seven years, and had six-straight top-20 Perfect Game recruiting classes, leading the Atlantic Coast Conference in all categories.

• The 2025 class was ranked No. 28 overall, due to only having nine commits. Although the average player grade came in at 6.44 - the 15th best in the nation.

• The class featured three signees that signed MLB contracts, notably Ryan Mitchell (2nd round pick by the Cardinals) and Ryan Hall (5th round pick by the Tigers)

• It also features **Cooper Underwood**, the No. 1 LHP from the state of Georgia and the 2025 Prep Baseball Georgia Player of the Year out of Allatoona HS. He turned down a 7 figure signing bonus from the Brewers after they selected him in the 12th round of the 2025 MLB Draft.

• Underwood was named the third starter for the opening weekend series, becoming the first true freshman pitcher to start on opening weekend for the Yellow Jackets since Adam Finateri in 2022.

JACKETS FROM 2025 NO. 28 RECRUITING CLASS

Name	Hometown	Position	PG National Ranking
Michael Dee	Stone Mountain, Ga.	INF	---
Judson Hartwell	Watkinsville, Ga.	INF	317
Coleman Lewis	Lake Park, Ga.	OF	214
Dominic Stephenson	Marietta, Ga.	C/OF	152
Cooper Underwood	Acworth, Ga.	LHP	118
Jamie Vicens	Atlanta, Ga.	RHP	201
Charlie Willcox	Santa Rosa Beach, Fla.	RHP	73

• The 2024 freshman class was rated No. 2 in the nation and featured two players ranked in PG's National top-100: Drew Rogers (No. 23 prospect / No. 3 Catcher) and Alex Hernandez (No. 96 prospect / No. 8 3B).

JACKETS FROM 2024 NO. 2 RECRUITING CLASS

Name	Hometown	Position	PG National Ranking
Dimitri Angelakos	Woodstock, Ga.	RHP	---
Will Baker	Upper Coomera, Queensland, Australia	INF	---
Jackson Blakely	Thomaston, Ga.	RHP	---
Caleb Daniel	Cartersville, Ga.	UTL	187
Riley Hasenstab	Duluth, Ga.	RHP	---
Alex Hernandez	Cumming, Ga.	RHP/INF	96
Adam McKelvey	Roswell, Ga.	LHP	---
Drew Rogers	Tempe, Ariz.	C	23

JACKETS FROM 2023 NO. 5 RECRUITING CLASS

Name	Hometown	Position	PG National Ranking
Drew Burress	Houston County, Ga.	OF	18
Nathanael Coupet	Boynton Beach, Fla.	C	494
Carson Kerce	Marietta, Ga.	INF	334
Vahn Lackey	Suwanee, Ga.	C	---
Tate McKee	Kennesaw, Ga.	RHP	123
Tyler Neises	Dalton, Ga.	INF	---

JACKETS FROM 2022 NO. 3 RECRUITING CLASS

Name	Hometown	Position
Parker Brosius	Suwanee, Ga.	OF
Caden Gaudette	Alpharetta, Ga.	RHP
Carson Ballard	Alpharetta, Ga.	RHP

PRODUCTION FROM THE PORTAL

• Georgia Tech's lifeblood lies in high school recruiting but in modern college baseball, portal pickups have become a necessity and Tech has used it to collect key pieces of what the college baseball world believes is a national championship caliber roster in 2026.

JACKETS FROM THE TRANSFER PORTAL

Name	Position	Year at Tech	Past School
Jarren Advincula	INF	1st	California
Brett Barfield	LHP	3rd	Florida St
Cade Brown	INF	1st	Georgia
Porter Buursema	RHP	2nd	Georgia Southern
Kayden Campbell	LHP	2nd	Louisville
Jake Lankie	RHP	2nd	Georgia
Dylan Loy	LHP	1st	Tennessee
Mason Patel	RHP	3rd	Georgia St
Kent Schmidt	INF	2nd	Georgia Southern
Justin Shadek	RHP	1st	Rutgers
Caden Spivey	RHP	2nd	Notre Dame
Ryan Zuckerman	INF	1st	Pitt

CARDIAC JACKETS

• Georgia Tech baseball has been in for exciting baseball since 2019, posting a 39-23 record in one-run games.

• Since 2002, Tech has posted an over 60-percent win percentage in one-run games (.629).

GT BASEBALL RECORD IN 1-RUN GAMES - SINCE 2002

Year	Record	Pct.
2026	1-0	1.000
2025	7-4	.636
2024	4-3	.571
2023	4-6	.400
2022	6-3	.667
2021	8-4	.667
2020	2-2	.500
2019	10-5	.667
2018	4-5	.444
2017	3-9	.250
2016	8-5	.615
2015	9-3	.750
2014	8-10	.444
2013	8-6	.571
2012	9-7	.563
2011	5-5	.500
2010	5-2	.714
2009	7-3	.700
2008	9-4	.692
2007	5-5	.500
2006	9-6	.600
2005	9-9	.500
2004	10-5	.667
2003	7-4	.636
2002	10-3	.769
TOTAL	163-116	.584

RAMMER TIME - A NEW ERA OF TECH BASEBALL

• 2026 is the first season for new Head Coach **James Ramsey** who had been serving as an assistant coach for the past seven seasons.

• Since Ramsey took over coaching the offense in 2019, Georgia Tech leads the ACC in batting average (.311), OPS (.929), OBP (.413), slugging (.516), hits (4,349), doubles (878) and SAC Flies (221), they are second in runs (3,288), triples (94) and RBI (3,037) and third in HR (611).

• Ramsey takes over for the legendary head coach, and Hall of Famer, **Danny Hall**, who retired after his 32nd season in 2025 with the ninth-most wins in college baseball history - 1,452

• This is the first time Tech has had a new head coach since Hall took over in 1994, leading the Yellow Jackets to the College World Series final on the backs of three 1st round draft picks: Nomar Garciaparra, Jason Varitek and Jay Payton.

• This season, Ramsey takes over a team with similar expectations and possibly more 1st round picks. Drew Burress is considered the top outfielder in the upcoming draft along with Vahn Lackey, the top catcher in the class. Jarren Advincula and Alex Hernandez are both projected as Top 50 prospects with the opportunity to play themselves into the 1st round with a strong 2026.

Returning the Culture

• Georgia Tech baseball returns eight of the nine players from the starting lineup of the opening game of the Oxford Regional last season: CF Drew Burress, 1B Kent Schmidt, RF Alex Hernandez, C Vahn Lackey, LF Caleb Daniel, 3B Carson Kerce, 2B Will Baker and DH Drew Rogers.

• The Jackets return 11 hitters from last years team, returning 519 hits (82%), 119 doubles (80%), nine triples (75%) 72 home runs (77%) and 375 RBI (80%).

• They return the 2025 team-leaders in batting average (Kent Schmidt - .397), slugging pct. (Drew Burress - .693), on-base pct. (Drew Burress - .469), runs scored (Drew Burress - 77), hits (Vahn Lackey and Alex Hernandez - 77), RBI (Alex Hernandez - 69), doubles (Drew Burress - 23) and home runs (Drew Burress - 19)

• Alex Hernandez was named 2025 ACC Freshman of the Year, giving Tech back-to-back ACC Freshman of the Year after Drew Burress took home the award in 2024. Georgia Tech was already the only program in conference history to win the award in back-to-back seasons after doing so in 1991 (Jason Varitek) and 1992 (Nomar Garciaparra) - now having done so twice.

• Hernandez became the 7th Yellow Jacket to win Freshman of the Year, joining GT legends Drew Burress (2024), Matt Wieters (2005), Micah Owings (2003), Mark Teixeira (1999), Nomar Garciaparra (1992), and Jason Varitek (1991).

• He earned the award after setting a Georgia Tech freshman record with 69 RBI.

• Georgia Tech is now tied with North Carolina for the most freshman of the year awards in ACC history. Since the conference first began awarding them back in 1991, GT and UNC are the only programs with more than five.

• Burress earned his ACC FOTY award and the National Freshman of the Year honor after slugging .821 in 2024- the highest single season slugging percentage in program history, with a minimum of 200 at bats. It was the 4th highest slugging percentage in a single season by a Yellow Jacket, the best since 1926 and the first .800+ slugging season in 45 years (Tommy Thompson (.811) – 1979).

HIGHEST SLUG % - SINGLE SEASON - GT HISTORY

Name	TB-AB	Slugging %	Season
1. Tom Angley	93-100	.930	1926
2. Bobby Reeves	97-109	.890	1926
3. Doug Wycoff	81-98	.827	1926
4. Drew Burress	179-218	.821	2024
5. Tom Angley	68-83	.819	1925
6. Tommy Thompson	103-127	.811	1979
7. Jason Varitek	182-228	.798	1993
8. Nomar Garciaparra	213-274	.777	1994
9. Mark Teixeira	186-241	.772	2000
10. Riccardo Ingram	179-237	.755	1987

• The Jackets lineup, lauded by D1 Baseball's Aaron Fitt as "the best position player group...and it's not even close," returns All-Americans Drew Burress and Alex Hernandez, Freshman All-American Caleb Daniel and Buster Posey Award semifinalist Vahn Lackey.

• Tech led the nation in doubles last season (149) and return 119 of those to the lineup this year, while adding in Jarren Advincula (17) & Ryan Zuckerman (16).

2025 NATIONAL RANKINGS - DOUBLES

Rank	Team	Conference	Doubles
1.	Georgia Tech	ACC	149
1.	Arizona State	Big 12	149
1.	High Point	Big South	149
4.	New Mexico	Mountain West	148
4.	Murray St.	Missouri Valley	148
6.	Austin Peay	ASUN	141
7.	USC Upstate	Big South	140
8.	Arizona	Big 12	137
9.	California Poly	Big West	136
9.	LSU	SEC	136

• The Jackets were the only Power 4 team with three players at 20+ doubles last year: Burress (23), Kyle Lodise (20) & Carson Kerce (20)

• Tech also returns 60 % of its innings pitched from 2025, including Friday night starter Tate McKee and National Stopper of the Year Finalist/NCBWA All-American, Mason Patel.

• The Jackets pitching staff delivered a 9.37 K/9 rate last season, the third highest in program history.

2025 REGULAR SEASON ACC CHAMPIONS

• The Yellow Jackets won their 10th ACC regular season championship with an ACC leading 19 wins in conference play.

• It was the first outright Atlantic Coast Conference regular-season championship in 20 years: 1987, 1993, 1997, 2000, 2004, 2005, 2011 and now 2025 (Divisional titles in 2019 and 2021).

• In true #CardiacJackets form, the team clinched the regular season title on the final day of conference play, with an 8-2 victory at Duke in which Drew Burress went 4-for-4 in the win, reaching base five times with a single, two doubles, a home run and a hit-by-pitch for his 5th-career four-hit game and his second of the weekend.

• Tech finished the 2025 season with a 41-19 record, the best winning percentage since 2019.

• GT pitching held opponents to 8.84 hits-per-nine innings this year, the lowest mark in over a decade (8.43 in 2014).

• The Jackets finished with a 13-7 record on the road (.650 winning %) – tied for the best road record since 2011 (14-3) and the 5th-best road record with at least 20 games played in program history.

• Vahn Lackey was named a semifinalist for the Buster Posey National Collegiate Catcher of the Year award. Georgia Tech is one of three programs with multiple Buster Posey Award winners (Kevin Parada in 2022 and Joey Bart in 2018), alongside Florida State and Southern California.

• Mason Patel became the first finalist for the National Stopper of the Year award in program history, after becoming the first Yellow Jacket in program history to win 11 games without making a single start. His 11 wins last year was the 13th-most in a single season in GT history, most since Kyle Bakker posted 13 wins in 2002.

THE JACKETS RAKE WITH RAMSEY

• Since Ramsey took over coaching the offense in 2019, Georgia Tech leads the ACC in batting average (.311), OPS (.929), OBP (.413), slugging (.516), hits (4,349), doubles (878) and SAC Flies (221), they are second in runs (3,288), triples (94) and RBI (3,037) and third in HR (611).

• Over Ramsey's tenure, the Georgia Tech offense has led the nation in multiple categories and have been the class of the ACC - one of the nations most difficult conferences.

GEORGIA TECH — 2025 FINAL NAT'L/ACC RANKS

Category	No.	D1 Rank	ACC Rank
Doubles	149	1st	1st
SAC Flies	40	1st	1st
Doubles per game	2.48	7th	1st
Slugging %	.540	11th	2nd
Batting Average	.315	12th	1st
Runs	506	22nd	4th
Hits	632	25th	3rd
Scoring	8.4	26th	2nd
On-Base %	.416	28th	3rd
Home Runs	93	30th	4th

GEORGIA TECH — 2024 FINAL NAT'L/ACC RANKS

Category	No.	D1 Rank	ACC Rank
Base on Balls	360	10th	3rd
On-Base Percentage	.420	17th	2nd
Batting Average	.305	29th	6th
Slugging Percentage	.516	30th	7th

GEORGIA TECH — 2023 FINAL NAT'L/ACC RANKS

Category	No.	D1 Rank	ACC Rank
Doubles/Game	2.49	3rd	2nd
Average	.323	4th	2nd
Doubles	142	10th	2nd
Slugging percentage	.538	11th	1st
On-base percentage	.416	15th	3rd

GEORGIA TECH — 2022 FINAL NAT'L/ACC RANKS

Category	No.	D1 Rank	ACC Rank
Runs per game	9.4	3rd	1st
Average	.327	1st	1st
On-base percentage	.419	6th	2nd
Slugging percentage	.551	5th	2nd
Home runs	115	10th	3rd

GEORGIA TECH — 2021 FINAL NAT'L/ACC RANKS

Category	No.	D1 Rank	ACC Rank
Doubles	127	8th	1st
Hits	566	25th	2nd
Home Runs	73	27th	5th

GEORGIA TECH — 2020 FINAL NAT'L/ACC RANKS

Category	No.	D1 Rank	ACC Rank
SAC Flies	14	3rd	1st
Doubles	35	28th	7th

* 2020 season cut short after 16 games

GEORGIA TECH — 2019 FINAL NAT'L/ACC RANKS

Category	No.	D1 Rank	ACC Rank
SAC Flies	41	4th	1st
Walks	357	7th	3rd
Batting Average	.297	22nd	1st
On-Base %	.406	11th	1st
Runs	464	16th	3rd
Scoring	7.5	16th	3rd
Hits	635	17th	2nd
Slugging %	.459	27th	3rd

HITTING
LIVING UP TO EXPECTATIONS IN 2026

- The Yellow Jackets offense entered the 2026 season with as lofty of expectation as you can imagine, being lauded as “the best position player group... and it’s not even close,” by D1 Baseball’s Aaron Fitt. Additionally, D1 Baseball’s Bradley Smart gushed over the talent in the Tech lineup when he said, “This position player group has a chance to be the best in the country. Full Stop.”
- Through 31 games, the Yellow Jackets have lived up to the hype, exploding for a Power 4 BBCOR era record 353 runs against Bowling Green (50), Georgia Southern (25), Stony Brook (51), Georgia State (8), Northwestern (44), Virginia Tech (36), West Georgia (14), Clemson (28), Auburn (15), Pitt (32), NC State (19) and California (33).
- In 8 weekend series, the Jackets are averaging 11.7 runs/game overall & 9.9 runs/game across 5 ACC series.
- 353 runs through the first 31 games of the regular season is the most in the program’s 131-year history and the + 219 margin of victory is also the largest in program history.
- Tech has scored at least 10 runs in 19 of 31 games this season - 61.3 % of all games.
- The Jackets are the only Power 4 team, and one of only two programs in the BBCOR era to record this many runs through the first seven weekends of a regular season. (Also New Mexico State in 2019).
- The 50 runs against BGSU were the most Tech has scored over an opening weekend three-game series in program history.
- The 50-11 overall score was the largest margin of victory (39) for a three-game series since Tech swept Western Carolina by a 47-run margin back in 2019.
- The 27 run outburst in the second game of the series vs. Bowling Green is tied for the most runs scored by GT in a single game since 1994 – Danny Hall’s first year with Georgia Tech, and the year the Yellow Jackets finished runners-up at the College World Series.
- The Jackets went on to win their three non-conference weekend series by at least a 30-run margin: +39 vs. BGSU, +33 vs. Stony Brook and +32 vs. Northwestern.
- 25 runs at Georgia Southern are the most GT has ever scored in the series’ 144 game history, while the 24-run victory was the largest margin of victory in the BBCOR era (since 2011) and the largest since defeating Virginia Tech by 25 runs on May 14, 2005 (27-2).
- Tech delivered its third 20+ run game of the season on Sunday against Stony Brook (Feb. 22). It was the third 20-run game of the season, matching the BBCOR era record for a single season and the most, overall, since 2010.
- GT smashed Virginia Tech 16-1 in its ACC opener, the most in an ACC opener since scoring 25 against Maryland in 1995.
- The 15-run margin of victory is the most in Tech has had an ACC game since beating Clemson, 18-2, last year. They matched that 15-run margin this past weekend, defeating Cal 17-2 (7) in that series opener.

- Tech would go on to defeat Cal 33-7 over the series, the largest margin of victory in an ACC series since 2011.
- GT set a program record with three straight run-rule victories over Power 4 competition: 10-0 (8) vs. No. 14 NC State / 13-3 (8) vs. No. 11 Auburn / 17-2 (7) at Cal.
- The 13-3 (8) win over No. 11 Auburn was played in front of the largest midweek crowd in Mac Nease Baseball Park history (4,033). It was the first game decided by run-rule in program history against an SEC team, giving Tech a 1-0 record vs. the SEC in games decided by a run-rule.
- The 13 runs scored were the most Tech has put up on an SEC opponent since scoring 13 against Georgia in 2013 and the most runs Tech has scored against Auburn since scoring 20 against them back in 2004.

SETTING THE TONE IN THE SERIES

- Tech has won the series opener of all eight series this season for the first time since 1957.
- Georgia Tech has been dominant in series openers this season, winning all eight by a combined score of 99-26, including four run-rule victories: 17-3 (7) vs. Northwestern / 16-1 (7) vs. Virginia Tech, 10-0 (7) at No. 8 Clemson and 17-2 (7) at California.
- Tech is outscoring opponents 57-13 in its five ACC series openers, an average of 11.4 runs for and only 2.6 against.
- A major factor in the Jackets’ incredible series starts has been the starting pitcher, Tate McKee. He has made 24 consecutive series opening starts, leading GT to a 20-4 record in those games. Tech has won each of the last 11 series begun by him dating back to last season.

GENERATIONAL OFFENSE

- The Yellow Jackets enter this weekend as the best offense in the country and the best offense in modern college baseball history. In the 16 seasons of the BBCOR era, the 2026 Yellow Jackets have produced the best batting on-base percentage (.478) and runs scored (364) of any Power 4 team after eight weeks in the BBCOR era.
- Tech leads Division I in three standard statistical categories: on-base percentage (.478), OPS (1.115) and runs (364) and are Top 5 in multiple others: batting average (2nd – .359), slugging (2nd – .636), hits (2nd – 399), walks (2nd – 222), doubles (3rd – 84) and home runs (3rd – 68).
- The Jackets also lead Division I in five advanced stats: BABIP (.411) WOBAs (.495) WRC (342) WRAAs (124) and WRC+ (157).
- The Jackets lead the nation with a 1.115 team OPS, leading by .015 over the next closest team (Georgia - 1.101).
- Tech is the only team in Division I with an OBP over .460, coming in .022 points ahead of the next best team: Pitt (.457).
- The Jackets are scoring an average of 0.5 runs/game more than the next closest team - Texas Tech (10.9).
- All nine of the regular starting nine for GT are batting over .300 with an OBP over .400.

GEORGIA TECH — 2026 NAT’L/ACC RANKS

Category	No.	D1 Rank	ACC Rank
OPS	1.115	1	1
On-Base %	.478	1	1
Runs	364	1	1
Scoring (Runs/Game)	11.4	1	1
BABIP	.411	1	1
WOBAs	.495	1	1
WRC+	157	1	1
WRC	332	1	1
WRAAs	120	1	1
Batting Average	.359	2	1
Hits	399	2	1
Slugging %	.636	2	1
Walks	222	2	2
Doubles	84	3	1
Doubles/Game	2.63	3	1
Home Runs	68	3	1
HR/Game	2.13	5	2

- Carson Kerce leads the NCAA with 18 doubles this season. Will Baker is just behind with 13 (23rd in Division I). GT is the only program in the nation with multiple players delivering more than 12 doubles this year.
- Kerce is averaging 0.56 doubles/game which puts him on pace for 30 by the end of the season. The program record is 27, set by Jay Payton in 1994.
- GT is the only program to have five players with an OBP of at least .480 this season: Vahn Lackey (.531), Alex Hernandez (.514), Will Baker (.496), Kent Schmidt (.486) and Jarren Advincula (.484).
- The Yellow Jackets are the only team with four different players batting over .380: Vahn Lackey(.414), Jarren Advincula (.406), Alex Hernandez (.387) and Will Baker (.376).
- Georgia Tech is the only team in the nation with six players with at least 35 runs scored. No other program has more than four: Vahn Lackey (45), Drew Burress(43), Jarren Advincula (37), Will Baker (36), Alex Hernandez (36) and Ryan Zuckerman (36).

2026 NAT’L/ACC RANKS - INDIVIDUAL

Player	Category	No.	D1 Rank	ACC Rank
Carson Kerce	Doubles	18	1	1
Carson Kerce	2B/Game	0.56	1	1
Jarren Advincula	Hits	54	6	1
Jarren Advincula	Hits/Game	1.69	7	1
Vahn Lackey	Runs	45	7	1
Vahn Lackey	Runs/Game	1.41	9	2
Vahn Lackey	Avg.	.414	15	2
Vahn Lackey	Total Bases	95	15	3
Vahn Lackey	Slug. %	.819	15	6
Drew Burress	Runs	43	16	4
Drew Burress	Runs/Game	1.34	19	4
Vahn Lackey	OBP	.531	22	4
Will Baker	Doubles	13	23	3
Jarren Advincula	Avg.	.406	25	5

STREAKS

- The Jackets hold a number of hitting and on-base streaks this season

Active Hitting Streaks - GT Baseball

Name	Hit Streak	Since	Longest
Drew Burress	7 games	March 28	12
Alex Hernandez	3 games	April 3	7

Active On-Base Streaks - GT Baseball

Name	On Base Streak	Since	Longest
Alex Hernandez	34 games	May 30, 2025	Same
Ryan Zuckerman	14 games	March 13	17
Vahn Lackey	11 games	March 20	30
Drew Burress	8 games	March 27	56
Will Baker	5 games	March 31	15

- Drew Burress held a 56 game on-base streak from April 28, 2024 - April 19, 2025 - the 5th longest on-base streak in program history, and the longest since 2007.

Longest On-Base Streaks - GT Baseball History

Name	Started	Ended	Streak
Danny Payne	2006	2007	80
Scott Jordan	1984	1985	79
Jason Varitek	1993	1994	65
Mark Teixeira	2000	2001	58
Richard Lewis	2000	2001	56
<i>Drew Burress</i>	<i>April 28, 2024</i>	<i>April 19, 2025</i>	<i>56</i>

- Earlier this season, Vahn Lackey set a career high with an 11 game hit streak.
- Advincula's had a 15-game hitting streak snapped on Tuesday vs. Kennesaw State, tied for the longest streak of his college career & the longest by any Jacket this season.
- Kent Schmidt set a career high with a 26 game on-base streak that extended back into 2025.
- Alex Hernandez' current 33 game on-base streak is the longest on the team and the longest by any Yellow Jacket since Burress' 56 game streak last season.

Last Thursday: GT 17 - Cal 2 (7)

- The offense scored 10+ runs for the 19th time in 29 games this season. This was the sixth time this year the Jackets have scored 15+.
- The Jackets scored nine runs in the first inning, marking the 22nd inning this season with at least five runs scored.
- The nine runs were the second most in an inning this season, behind only the 11-spot they put up against Bowling Green on Opening Day.
- Junior Jarren Advincula extended his hitting streak to a team-high 13 games, going 3-for-4 and tying his career high with 5 RBI. He hit two doubles in the first inning, scoring three and doubling his season total for 2B to four, before hitting his first triple of the season in the third inning to score two more.
- He has now recorded 35 RBI this season, surpassing his previous career high for a single season (33) set last season while he was playing at Cal.
- The former Golden Bear has recorded multiple hits in eight of his last 10 games and 10 of his last 13 dating back to March 10. He would match his career-long hitting streak should he collect a hit in each of the next two games against

his former team.

- This was Advincula's fifth career triple and first in White & Gold.
- The Santa Clara, Calif. native becomes the first Yellow Jacket to reach 50 hits this season.
- Sophomore Will Baker recorded his first-career multi-home run game, launching a pair of homers in the fourth and fifth innings. He doubled his season total from before the game, now standing at four HRs this year and 10 for his career.
- Baker finished with three hits (3-for-5) with three RBI and matching his career high with three runs scored.
- Junior Drew Burress went 1-for-3 with two walks and three runs scored.
- His two-run go-ahead double in the second inning were his 150th and 151st RBI in White & Gold. He is now 20 RBI away from cracking the all-time Top 20 in program history.
- Junior Vahn Lackey went 1-for-2 at the plate, hitting a double, walking twice and reaching on an error. He would set a new career high with four runs scored, bringing his season total to a team-best 41.
- He has hit 10 doubles this season, becoming the fourth Yellow Jacket with 10+ doubles.
- Speaking of doubles, junior Carson Kerce hit his NCAA leading 17th double of the season. He is on pace for 32 doubles this season, the program record is 27, set by Jay Payton in 1994.
- Junior Kent Schmidt had a very unique stat line, going 0-for-2 but delivering three RBI. He hit a SAC fly and drew a bases loaded walk in the first inning, going 0-for-0 with two RBI before grounding into a fielder's choice with runners at the corners in the third inning, for his third RBI.
- Freshman Coleman Lewis delivered his first-career home run, blasting a pitch 106 mph into right field to make it a 15-0 game in the 5th
- Sophomore Alex Hernandez extended his on-base streak to a career best 31 games when he walked in each of his first three plate appearances. He has reached base in every game this season.

Last Friday: GT 7 - Cal 2

- Junior Drew Burress was the only Yellow Jacket to record multiple hits, going 2-for-5 with a double and a run scored.
- He has now hit 11 doubles this season, giving him four extra base hits over his last five games.
- Junior Jarren Advincula extended his hitting streak to a team-high 14 games, going 1-for-3 with a double, two walks and a run scored.
- He entered this weekend with two doubles to his name and has now delivered three in the two games played during this series. He leads the team with four extra base hits this series – also a triple.
- Junior Ryan Zuckerman launched his 11th home run of the season in the first inning. It was a three-run shot to make it 4-0 before Cal even got a chance to hit.
- Zuckerman is now tied with Lackey for the most home runs on the team (11). He is two home runs shy of his career high (13), set while playing at Pitt last season.

- He now leads the team with 39 RBI this season, nine shy of the career high (48) he set last season.

- Schmidt has delivered 15 RBI in ACC play this year, tied with Carson Kerce for the most on the team.
- Sophomore Alex Hernandez extended his on-base streak to a career best 32 games with a two-run home run to make it 6-0 in the third inning. He has reached base in every game this season.
- It was Hernandez' 6th home run of the year and his 22nd as a Yellow Jacket.
- Junior Kent Schmidt went back-to-back with Hernandez, sending an opposite field drive to left for his 2nd home run of the season and putting the Jackets in front, 7-0.
- It was his 9th career home run and seventh as a Yellow Jacket after recording two HRs in his freshman season at Georgia Southern.

Last Saturday: GT 9 - Cal 3

- The West Coast Jackets are now 6-0 when playing ACC games in California and 10-0 in games against Cal (7-0) and Stanford (3-0) since they joined the ACC in 2024-25.
- The Jackets scored one run in the first inning thanks to the home run from Burress. They outscored Cal 14-0 over the course of the series.
- Tech has now scored in the first inning of each of their last six ACC games and 10 of 15 overall (66.7% of the time).
- Junior Drew Burress recorded his 50th career collegiate home run in the first inning. He is the 5th Yellow Jacket ever to hit 50 home runs, joining Jason Varitek (1991-94) J.J. Thomas (1995-97), Tony Plagman (2007-10) and Andy Bruce (1988-91).
- He came around to score three times, his sixth 3+ run game of the season and the 17th of his career.
- He has scored 42 runs this season, the second most on the team behind Vahn Lackey (43). He has scored 192 runs over his career, the 18th most runs scored in Georgia Tech history.
- He is now four runs away from tying the BBCOR era program record for career runs, currently held by Wade Bailey (196 runs – 2015-18).
- He recorded three hits in total, going 3-for-5 with a home run and two singles – extending his hitting streak to six games. He has recorded multiple hits in four of the six games on this streak including three hits on back-to-back Saturday games.
- Junior Jarren Advincula extended his hitting streak to a team-high 15 games, matching his career best. He went 3-for-5 for the day with a double and a triple, finishing a home run shy of the cycle.
- He entered this weekend with two doubles to his name and has now delivered four in the three games played during this series. He led the team with six extra base hits this series – four doubles and two triples.
- He drove in three RBI today, giving him a team-high eight for the series.
- Junior Vahn Lackey went 2-for-4 with and RBI and two runs scored.
- He continues to lead the team in runs (44), home runs (11 – tied with Zuckerman), RBI (39 – tied with Zuckerman), total bases (90), slugging (.811), OBP (.529) and stolen bases (7-for-7).

- Sophomore Alex Hernandez extended his on-base streak to a career best 33 games with a 3-for-4 performance, lacing a double and driving in two. He has reached base in every game this season.

- The 2025 ACC Freshman of the Year brought his RBI total to 29 for the season. He has driven in 98 runs over his 89 games in college, after setting the GT freshman record with 69 RBI last year.

- Junior Kent Schmidt delivered an RBI off a groundout, he leads the team with 23 RBI in ACC play – 1.53 RBI/game.

Last Midweek: GT 11 - Kennesaw State 4

- GT is on a nine-game winning streak, tied for its longest in a decade (since 2016). Four of the wins in this streak came against Top 15 opponents (three vs. No. 14 NC State and one vs. No. 11 Auburn).

- Tech has scored at least 10 runs in 20 of its 32 games played this season (62.5 % of total games)

- The Jackets scored five runs in the fifth inning, marking the 24th inning of the season with at least five runs across (9.5 % of total innings played on offense). Tech has had a 5+ run inning in five of the nine games on their current win streak.

- Junior Kent Schmidt delivered his second-career two homer day, going 2-for-4 with two home runs and three RBI. They were his 3rd and 4th homers of the season, putting him one away from tying the career high he set last season.

- Schmidt, who leads the team in RBI during ACC play (23) also holds the most RBI of any Yellow Jacket over the course of the current nine-game winning streak (15) thanks to his three home runs, also a team high for the streak.

- Junior Vahn Lackey led the team with three hits and three RBI tonight, going 3-for-5 with a triple and a bases clearing hit in the five-run fifth inning.

- This was his sixth three-hit game of the season and the 11th of his career. He is second on the team with 48 hits, behind only the ACC hits leader, Jarren Advincula.

- He continues to lead the team in runs (45), RBI (42), total bases (95), slugging (.819), OBP (.531) and stolen bases (7-for-7) this season.

- One category Lackey is no longer leading the team in is home runs, that's because junior Ryan Zuckerman launched his 12th of the season today, a solo shot in the third inning to cut the deficit to just one run (2-3). He is one home run shy of his career high (13), set while playing at Pitt last season.

- The homer gave Zuckerman his only RBI of the day, bringing his season total to 40, two shy of Lackey for the most on the team.

- Junior Drew Burress continues to swing a hot bat, going 2-for-4 with an RBI, a run scored and a walk.

- He has scored 43 runs this season, the second most on the team behind Vahn Lackey (45). Burress has scored 193 runs over his career, tied with GT Hall of Famer Andy Bruce (1988-91) for the 17th most in Georgia Tech history.

- He is now three runs away from tying the BBCOR era program record for career runs, currently held by Wade Bailey (196 runs – 2015-18).

- He extended his hitting streak to seven games. He has recorded multiple hits in five of the seven games on this streak.

- Over the current nine-game winning streak, Burress leads the team with 15 runs scored and is second on the team with a .488 OBP – behind only Advincula (.535).

- Advincula saw his career-long 15 game hit streak brought to an end tonight after the KSU center fielder made a diving grab on a line drive in the eighth inning. He would still manage to find a way to contribute, driving in Lackey with an RBI groundout in the third inning for Tech's first run.

- Sophomore Alex Hernandez extended his on-base streak to a career best 34 games with a 1-for-3 game. He has reached base in every game this season.

- Junior Carson Kerce hit his NCAA leading 18th double of the season. He is hitting doubles on a .56/game rate this season, putting him on pace for 30 this season. The program record is 27, set by Jay Payton in 1994.

JACKETS IN THE POLLS

WEEK	BA	USA	NCBWA	D1	PG
Preseason	4	4	4	5	2
Week 1	4	4	4	5	2
Week 2	4	4	4	5	2
Week 3	4	5	4	5	3
Week 4	4	4	4	4	3
Week 5	3	3	3	3	3
Week 6	3	3	3	3	3
Week 7	3	3	3	3	3
Week 8	3	3	3	3	2

BA = Baseball America, USA = USA Today, NCBWA = NCBWA, D1 = D1Baseball.com, PG = Perfect Game N/A = poll not out before release of notes rv = receiving votes

The Yellow Jackets were the highest ranked team in the conference across four different national preseason top-25 polls: No. 2 (Perfect Game), No. 4 (Baseball America), No. 4 (USA Today Coaches Poll) and No. 5 (D1 Baseball).

The No. 2 preseason ranking is the fourth highest in program history and the highest since 2003 (BA), 2001 and 1994 when the Jackets were preseason No. 1.

Tech earned its highest preseason ranking from Baseball America since 2006 (the last time GT reached the College World Series)

The No. 4 ranking from the Coaches Poll was the highest in that poll since Tech was ranked preseason No. 2 in 2003.

The No. 5 ranking from D1 Baseball was the best Tech has received since the publication began doing preseason rankings in 2014.

The Yellow Jackets are officially a consensus Top 5 team headed into the season. It is the first time Tech has been consensus Top 5 at any time since 2006, the last time the Jackets went to the College World Series.

is the first time GT is a consensus Top 5 team in the preseason since 2003, 23 years ago.

"It's great to see us ranked so highly to start the season," head coach James Ramsey said. "It's a reflection of all the hard work that our players and staff have been putting in since the end of last season both in recruiting new players and continuing to develop the talent that helped us to an ACC Championship last year. We're all excited to get to work and put a product on the field that Georgia Tech can rally behind and be proud of. We know our fanbase is ready for championship level baseball on The Flats and our team couldn't be more excited to play this season in front of them."

This week, Georgia Tech was ranked No. 2 in the Perfect Game poll, marking the highest ranking Georgia Tech has had on Week 8 or later since 2010.

GAME-WINNING PLAYS

Game-winning plays are ones that give Tech the lead or break a tie en route to win

Game	Play	Inning	Final
vs BGSU	Daniel - ITP Home Run	3rd	11-5
vs BGSU	Hernandez - 3-run HR	3rd	27-4
vs BGSU	Lackey - RBI Single	1st	12-2
at GS	Schmidt - RBI Single	1st	25-1
vs. SBU	Hernandez - 2-run HR	5th	14-5
vs. SBU	Lackey - Solo HR	5th	10-5
vs. SBU	Lackey - RBI Single	10th	6-5
vs. SBU	Burruss - Solo HR	1st	21-3
vs. NU	Daniel - Solo HR	2nd	17-3
vs. NU	Baker - 2 RBI single	2nd	13-3
vs. NU	Zuckerman - Solo HR	5th	14-6
at GSU	Baker - SAC Fly	4th	4-1
vs VT	Schmidt - 2 RBI single	1st	16-1
vs VT	Lackey - 2-run HR	7th	14-5
vs. UWG	Hernandez - Solo HR	1st	14-0
at CU	Burruss - 2-Run HR	3rd	10-0
at CU	Lackey - Solo HR	2nd	9-3
at Pitt	Schmidt - RBI Single	1st	11-9
at Pitt	Schmidt - RBI Double	2nd	12-4
NC State	Advincula - Solo HR	1st	3-1
NC State	Burruss - RBI Triple	8th	6-4
NC State	Lackey - RBI groundout	1st	10-0
Auburn	Burruss - 2 RBI double	2nd	13-3
at Cal	Advincula - 2 RBI double	1st	17-2
at Cal	Schmidt - RBI FC	1st	7-2
at Cal	Burruss - Solo HR	1st	9-3
KSU	Lackey - RBI single	4th	11-4

italics indicates Walk-Off hit

GAME-WINNING RBI LEADERS

Player	2026	Career at GT
Drew Burruss	4	16
Vahn Lackey	7	9
Kent Schmidt	5	9
Alex Hernandez	3	8
Parker Brosius		5
Carson Kerce		5
Caleb Daniel	2	5
Will Baker	2	5
Jarren Advincula	2	2
Tyler Neises		1
Ryan Zuckerman	1	1

CAREER WALK-OFF HITS

Player (Date)	Play	Inning	Final
Parker Brosius (3/8/24 vs. YSU)	2-RBI double	8th	15-5
Parker Brosius (4/2/24 vs. Presbyterian)	RBI bunt single	7th	9-8
Drew Burruss (2/15/25 vs. ODU)	Grand Slam	9th	7-3
Alex Hernandez (3/2/25 vs. WMU)	2-run HR	7th	13-3
Drew Burruss (4/12/25 vs. Cal)	RB Single	8th	15-5
Kent Schmidt (4/27/25 vs. UVA)	Solo HR	10th	7-6
Will Baker (2/14/26 vs. BGSU)	2-RBI double	7th	12-2
Vahn Lackey (2/21/26 vs. SBU)	1-RBI single	10th	6-5
Will Baker (2/28/26 vs. NU)	SAC Fly	7th	13-3
Jarren Advincula (3/29/26 vs. NCSU)	RBI Single	8th	10-0
Caleb Daniel (3/31/26 vs. Auburn)	Solo HR	8th	13-3

PITCHING

The Matt Taylor Effect

- 2026 is the third year on The Flats for pitching coach Matt Taylor and Director of Pitching Jason Richman.

- Tech pitching is enjoying its hottest stretch of the season and its hottest stretch since 2011 - over the nine-game win streak, Tech pitching has allowed just 21 earned runs good for a 2.55 ERA - the lowest among Power 4 teams over that time and the 2nd lowest in the nation, behind only Brown.

- The pitching has held opponents to under five runs in each of the last nine games, marking the longest stretch since 2011 (10 games).

- Last season, the Tech pitching staff improved in just about every statistical category and with 60% of the innings pitched returning for 2026 infused by a very well regarded freshman and transfer class. The Jackets are hoping to be even stingier on the mound this year.

- GT pitching finished 2025 with a 4.91 team ERA, its lowest in 6 years (2019 – 4.46) & 4th lowest in the ACC.

- It was the first time Tech has been in the Top 5 of the conference in ERA since 2011.

- The Jackets struck out 527 opposing hitters this past season and have struck out at least 500 in every season since the pandemic shortened 2020 campaign – one of only four ACC programs to have done so (also FSU, Duke and UNC).

- GT improved its ERA by 1.57 runs from 2024 to 2025, the third largest improvement among Power 4 programs and the largest improvement by any Power 4 team to make a Regional.

- So far, through 31 games, Tech pitching is striking out opponents at a 10.1 K/9 clip, the 35th best rate in the nation and the 7th best in the ACC.

- Tech pitching surrendered five or fewer runs in each of its first eight games for the first time since 2014 and only the second time in the 21st century.

- GT matched a program record with 19 strikeouts at Georgia Southern, the most since 1989 & only the 3rd time it has been accomplished in 131 years of GT baseball

Stat	2026	2024	Change	'14-'24 avg.	Change
ERA	4.19	6.48	2.29	5.45	1.26
H/9	8.15	9.99	1.84	9.70	1.55
BAA	.240	.283	.043	.278	.038
WHIP	1.39	1.61	.22	1.57	.18
K/9	10.2	9.2	1.0	8.35	1.81
BB/9	4.36	4.49	.13	4.43	.07
K/BB	2.33	2.06	.27	1.94	.39

- Prior to joining the Yellow Jackets, Taylor was the minor league pitching coordinator for the Atlanta Braves after three seasons as the pitching coach at Georgia State.

- On opening weekend, the Jackets recorded 37 strikeouts in 25.0 innings, good enough for a 13.33 K/9 clip, the 23rd best mark in the country and the fifth highest in the ACC.

- Jackson Blakely recorded nine strikeouts in his first career start, the most Ks by any Tech pitcher making career start No. 1 since at least the turn of the century.
- R-freshman Dimitri Angelakos also made his first career

start, one week after Blakely against Georgia State, pitching 5.0 scoreless innings with five strikeouts and only two hits allowed. He was perfect through the lineup for the first time, retiring the first nine batters he faced.

- Against NC State, the pitching staff held No. 14 NC State to just 5 runs over three games. The fewest runs allowed in a series against a Top 25 opponent since 2006.
- Against Cal, the pitching held the Golden Bears to just seven runs, allowing for the largest margin of victory in an ACC series since 2011 (33-7).
- In game two, vs. Cal, Tech struck out 13 batters while only walking one - the best strikeout to walk ratio in an ACC game in the Matt Taylor era and the best since 2021.
- In the Cal series, Tech starting pitching did not surrender an earned run in 13.1 innings of work, marking the first time GT starters have posted a 0.00 ERA over an ACC series since at least the turn of the century.
- Tech pitching delivered 12 strikeouts in its last game vs. Kennesaw State, marking the third straight game with double-digit strikeouts as a staff and the 12th overall this season.

Jackets with a K/9 over 10.00 - 2026

Name	IP	Class	K/9
Jamie Vicens	5.0	Fr	19.80
Adam McKelvey	6.0	So.	16.50
Justin Shadek	13.1	r-So.	13.50
Caden Spivey	11.2	Sr.	13.11
Porter Buursema	14.1	Jr.	12.56
Jake Lankie	13.1	r-So.	12.15
Carson Ballard	14.1	r-Jr.	11.30
Brett Barfield	10.1	Sr.	10.45
Jackson Blakely	29.2	So.	10.01

Last Thursday: GT 17 - Cal 2 (7)

- The GT bullpen scoreless streak ended at 9.2 innings – 2.2 innings shy of the season-long set over the course of four games from Feb. 24-March 1.
- Junior Tate McKee made his 24th consecutive series opening start, pitching 4.0 scoreless innings with four strikeouts, three hits and one walk before being pulled when the game was out of hand (14-0).
- Tech improves to 20-4 in series openers started by McKee (.833 win %) and have won each of the last 11 series begun by him.
- McKee has pitched a team-high 24.1 innings in ACC play this year with a tidy 2.96 ERA.
- He improves to 5-0 on the season, collecting his third win of ACC play across five starts.
- This was McKee's fifth outing of the year with one or fewer earned runs allowed, surpassing his season total from last year when he did so four times over 16 starts.
- McKee now owns a 3.35 ERA this year over the course of 37.2 innings pitched.
- Sophomore Adam McKelvey made his seventh appearance of the season, coming in for the fifth inning. He recorded his 11th strikeout of the season and is striking out batters at a

team high 16.50-per-nine clip.

- R-Freshman Dimitri Angelakos pitched the final two innings of the game, collecting six outs, two strikeouts and allowing only one hit and one walk.
- This was his fifth scoreless outing over seven appearances, lowering his ERA to 3.31 for the season over 16.1 innings of work.

Last Friday: GT 7 - Cal 2

- The Jackets recorded 13 strikeouts, tied for the most in an ACC game this season, while only walking one. It was the second-best strikeout to walk ratio this season after tying a program record with 19 strikeouts against Georgia Southern in the fourth game of the year, also only walking one.
- Junior Porter Buursema delivered a phenomenal showing in his second start as a Yellow Jacket, matching his career highs with 4.0 innings and six strikeouts and allowing only one unearned run.
- Buursema allowed only two hits and one walk over his 4.0 innings of work, delivering twice as many strikeouts as baserunners allowed.
- He has pitched a career-high 14.1 innings this season and set a new career high with 20 strikeouts, becoming the fourth Tech pitcher to break the 20 K mark in 2026, along with Tate McKee, Jackson Blakely and Dylan Loy.

- Senior Brett Barfield was the first out of the bullpen, striking out three and surrendering just one hit over his 1.0 innings on the mound.

- This was his 11th appearance of the season, tying Caden Gaudette for the most on the team.

- It was his fifth straight scoreless appearance and ninth overall this year as he lowered his ERA to a team-best 1.86.

- He would get credit for the win, improving his record to 2-0 this season.

- Barfield has enjoyed a breakout season thus far in 2026. He entered the season with a 7.90 career ERA over 35.1 innings and has pitched 9.2 innings with a 1.86 ERA as a senior.

- He has now pitched 5.0 scoreless innings in ACC play with a win and a save.

- R-sophomore Jake Lankie pitched 2.0 innings after that, pitching the 6th and 7th He would allow one unearned run, lowering his season ERA to 4.73 over 13.1 innings of work.

- He would strike out three batters, marking his third outing of the year with at least 2.0 innings pitched, three strikeouts and zero earned runs allowed.

- Senior Caden Spivey pitched a 1-2-3 eighth inning, throwing as hard as 96 mph and finishing his inning with his 15th strikeout of the season.

- Freshman Charlie Willcox polished off the game with his second 1-2-3 inning of the week. He needed only eight pitches (seven of which were strikes) to collect the final three outs.

Last Saturday: GT 9 - Cal 3

- Tech pitching has held Cal to just three runs, marking the eighth straight game holding opponents under five runs, the longest streak since 2014.

- Sophomore Jackson Blakely continued his incredible season, pitching 5.1 scoreless innings with two hits, no walks, no runs and

six strikeouts.

- He has only allowed runs in one of his five starts this season (24.2 innings) and has now held opponents off the board in 16.1 consecutive innings dating back to March 14.

- Blakely has only allowed runs in one of his even appearances this year, including two games out of the bullpen against Georgia Southern and Virginia Tech.

- He lowers his ERA to a team-best 1.82 while bringing his record to 4-1 over 29.2 innings of work.

- R-Junior Caden Gaudette made his team-leading 12th appearance of the season, coming in with a runner in scoring position in the sixth inning and doing what he does best, get the Jackets out of innings.

- Gaudette retired both batters he was tasked with in the sixth, only needing six pitches to do so, lowering his season ERA to 3.60.

- Mason Patel got the ball in the eighth inning with two outs. Since recovering from an injury that saw him miss 20 days, Patel has made four appearances out of the bullpen, pitching 6.2 scoreless innings with a victory and two saves.

- Over the last two seasons, Patel has made 27 appearances out of the bullpen, posting 12 wins and seven saves.

Last Midweek: GT 11 - Kennesaw State 4

- Tech pitching has held KSU to four runs, marking the ninth straight game holding opponents under five runs, the longest streak since 2011.

- Tech pitching delivered 12 strikeouts, marking the third straight game with double-digit strikeouts as a staff and the 12th overall this season.

- Freshman Charlie Willcox made his first-career start, tossing 1.0 inning. He is the fourth Yellow Jacket this season to make his first-career start, joining fellow freshmen Cooper Underwood and Dimitri Angelakos as well as current Sunday starter, Jackson Blakely.

- Junior Dylan Loy came out of the bullpen for the second inning, settling things down with 2.0 innings of scoreless baseball, allowing only one hit while striking out two.

- This was Loy's fifth appearance out of the bullpen this season. He has thrown 13.0 innings in relief, allowing only five hits and zero runs while striking out 13.

- He lowers his ERA to 3.41 over 29.0 innings this season, one of five Tech pitchers with an ERA under 3.50.

- R-Junior Carson Ballard made his ninth appearance of the season, getting the ball to begin the fourth inning. He would throw 2.1 innings, his second longest outing of the season, allowing three hits and one earned run while striking out three, including a strikeout looking on his knuckleball to end the fourth inning.

- He would get credit for the win, his career-best third win of the season, improving his record to 3-0 and his career record to 6-5 as a Yellow Jacket.

- Ballard carries a career-low 3.77 ERA into this weekend's series. He has 18 strikeouts, tied with Jake Lankie for the most by a Tech pitcher without making a start.

- Senior Brett Barfield delivered an electric outing on the mound, entering the game with runners at first and second in the sixth inning and proceeding to strikeout both batters he faced to get the Jackets out of the inning with a 9-4 lead.

- This was his 12th appearance of the season, tying Caden Gaudette for the most on the team.

- It was his sixth straight scoreless appearance and 10th overall this year as he lowered his ERA to a team-best 1.74.

- Barfield has enjoyed a breakout season thus far in 2026. He entered the season with a 7.90 career ERA over 35.1 innings and has pitched 10.1 innings with a 1.74 ERA as a senior.

- Senior Caden Spivey delivered his third 1-2-3 inning in as many appearances, recording a pair of strikeouts in the process.

- Spivey has pitched 3.0 perfect innings with five strikeouts over the current nine-game winning streak.

- Freshman Jamie Vicens made his 7th appearance of the season, striking out the side for the first time in his career for a scoreless eighth inning.

- He set a new career high with his three punch outs as he recorded his first scoreless inning of work since March 7 against Virginia Tech.

- R-freshman Dimitri Angelakos put the game to bed with a scoreless 1-2-3 inning in the ninth, recording all three outs via flyout.

- He lowers his ERA to 3.12 over 17.1 innings of work this year, posting his sixth scoreless appearance in eight total games, including two scoreless starts.

MISCELLANEOUS

D1 BASEBALL PRESEASON POSITION RANKINGS

- Georgia Tech was all over D1 Baseball's annual preseason player rankings. The publication ranked their top 50 players of each position, the top 150 outfielders, top 200 starting pitchers and top 100 relievers.

- Tech was represented on every list including being the only program in the nation with six position players listed in among the top 15 and the only program with eight position players in the top 50 of their respective position group.

Player	Position	Rank	ACC Rank
Drew Burress	Outfield	1st	1st
Vahn Lackey	Catcher	2nd	1st
Jarren Advincula	2nd Base	2nd	1st
Alex Hernandez	Outfield	11th	5th
Kent Schmidt	1st Base	13th	4th
Carson Kerce	Shortstop	15th	4th
Ryan Zuckerman	3rd Base	28th	4th
Caleb Daniel	Outfield	41st	11th
Tate McKee	Starting Pitcher	55th	12th
Mason Patel	Starting Pitcher	61st	15th
Justin Shadok	Relief Pitcher	85th	18th
Charlie Willcox	Starting Pitcher	155th	32nd

- Georgia Tech and TCU were the only programs in the nation with three outfielders listed in the Top 50 of these rankings.

- Tech and LSU were the only programs to have a representative from each infield position listed among the Top 30.

- Tech led the nation with eight players listed among the top 50 in their position, one more than the next closest programs (LSU and TCU) and two more than the next closest ACC rival (North Carolina and Louisville).

- Charlie Willcox was one of four freshman pitchers to earn a spot in the Top 200 for starting pitchers, coming in at No. 155.

- Willcox was also named as the fourth-best freshman in the ACC by D1 Baseball heading into this season.

D1 BASEBALL MIDSEASON POSITION RANKINGS

- The Jackets position players continued to dominate the midseason position rankings.

- Vahn Lackey and Jarren Advincula were named the best catcher and 2nd baseman in the nation according to the D1 Baseball staff, two of the many improvements across the rankings.

Player	Position	Rank	ACC Rank
Vahn Lackey	Catcher	1st	1st
Jarren Advincula	2nd Base	1st	1st
Carson Kerce	Shortstop	6th	2nd
Drew Burress	Outfield	8th	3rd
Ryan Zuckerman	3rd Base	8th	2nd
Alex Hernandez	Outfield	11th	5th
Kent Schmidt	1st Base	32nd	8th
Will Baker	Outfield	46th	13th
Caleb Daniel	Outfield	53rd	16th

D1 BASEBALL POSITION RANKINGS MOVEMENT

Player	Position	PS Rank	MS Rank	Movement
Vahn Lackey	Catcher	2nd	1st	+1
Jarren Advincula	2nd Base	2nd	1st	+1
Carson Kerce	Shortstop	15th	6th	+9
Drew Burress	Outfield	1st	8th	-7
Ryan Zuckerman	3rd Base	28th	8th	+20
Alex Hernandez	Outfield	11th	11th	--
Kent Schmidt	1st Base	13th	32nd	-19
Will Baker	Outfield	NR	46th	+at least 54
Caleb Daniel	Outfield	41st	53rd	-12

Jim Poole Number - Carson Ballard

Georgia Tech baseball continues the legacy of former Yellow Jacket standout and Major League Baseball relief pitcher Jim Poole, who passed away from ALS in October of 2023, by designating a student-athlete each year to wear his No. 21 jersey. The student-athlete selected must exemplify Poole's characteristics both on and off the field.

This year, r-junior RHP Carson Ballard (Alpharetta, Ga./Wesleyan HS) becomes the fourth Yellow Jacket to earn the honor, continuing the tradition begun by Jack Rubenstein in 2023, Ben King in 2024 and John Giesler last season.

"Carson Ballard is the epitome of what it means to be a student-athlete at Georgia Tech," head coach James Ramsey said. "He has been a mainstay on the ACC Academic Honor Roll as both a Biomedical Engineering major and a trusted arm for us over his three years with our program. He embodies the kind of dedication and love for Georgia Tech, both in the classroom and on the mound, that made Jim Poole such a beloved Tech Man. He has heard Jim's legacy preached since he stepped on campus. Not only about what a great pitcher he was and the incredible MLB career he enjoyed, but the husband, father, coach and advisor that Jim was and the life after baseball that he earned through the hard work that he put in while in White & Gold. That work ethic is perfectly reflected in Carson. Beginning as a walk-on and working his way to becoming a focal point of our 2025 ACC regular season championship roster and now, becoming a scholarship player on a 2026 team that has hopes of being one of the very best to represent this incredible Institution. The No. 21 has a deserved venerable legacy here and Carson is the perfect player, leader and engineer to continue this tradition into 2026."

Ballard will wear No. 21, having shown a longstanding commitment to Poole's ideals – self-determination, a strong academic work ethic, and high moral fiber on and off the field. He is a three-time member of the ACC Academic Honor Roll, a two-time Academic All-ACC honoree and a member of the 2024 CSC Academic All-District Team. He is currently pursuing a degree in Biomedical Engineering.

On the diamond, Ballard is entering his fourth season as one of the more reliable arms on the Tech pitching staff that has shown dramatic improvements from his freshman season to now. He has

made 30 appearances including seven starts over his two years on the active roster, collecting three wins and a 5.07 ERA, with 64 strikeouts over 71.0 innings pitched. He was leaned on most when the lights were brightest, pitching a team-high 14.2 innings against SEC competition last year and delivering 13 strikeouts and a .226 opponent's batting average over those appearances with a 4.30 ERA. He introduced a knuckleball into his arsenal last season, throwing it with great effect down the stretch, including heavily relying on it during his 4.0 innings of work in an elimination game at the Oxford Regional.

"It's an incredible honor and privilege to wear No. 21 this year," Ballard said. "I hear all the time about the legacy Jim Poole left behind at Tech. Not just as a player, but as a person who impacted so many people on and off the field. He's someone I strive to be more like every day. I'll do everything I can to honor him and his family and to wear his number with pride."

ABOUT JIM POOLE

Poole arrived on The Flats in 1985 and had an immediate impact, as Georgia Tech baseball would win the first of four-straight ACC Tournament Championships. During his four years, he pitched in 120 games and struck out 263 batters in 188 innings. He still ranks first in the Tech record book with 22 career saves, including 10 as a junior and nine as a senior. He was named all-ACC his last two seasons. Poole would be enshrined into the Georgia Tech Sports Hall of Fame just nine years later in 1997.

A stellar worker in the classroom, Poole elected not to turn professional after being selected in the 34th round of the 1987 MLB Draft by the LA Dodgers, and returned to Georgia Tech for his senior year, recording a 2.03 ERA and 113 strikeouts in only 71 innings. Once again, the LA Dodgers would call his name in the 1988 MLB Draft, this time taking him in the ninth round. He would return to graduate from the Institute with a degree in electrical engineering in 1990.

Poole played 11 years in the major leagues, predominantly with the Baltimore Orioles, Cleveland Indians, and San Francisco Giants. In 431 games played, he finished with 22 victories and a 4.31 ERA, as well as 256 strikeouts and four saves. He helped pitch Cleveland to two American League Championship Series (1995, 1998), making it to the 1995 World Series where he would face the Atlanta Braves.

Following his retirement at the end of the 2000 season, Poole returned to Georgia Tech to join the Alexander-Tharpe Fund as a fundraiser and supporter of the baseball program. He then began serving as the pitching coach at Johns Creek High School in 2010, teaching many young men about pitching mechanics, while also conveying his personal pitching philosophy.

He later joined the business world as a Personal Wealth Advisor for the Baseball Division of BIP Wealth.

After being diagnosed with ALS in 2021, Poole worked tirelessly to raise awareness for the disease. In addition to serving on MLB ALS boards, he also worked with Georgia Tech, who together hosted an ALS Awareness Day during the 2022 baseball season, with Tech wearing Jim Poole shirts and both teams wearing honorary wristbands. Professional players also wore the shirt. Tech later designated the number 21 each year to be worn by a student-athlete who exemplify Poole's ideals – self-determination, a strong academic work ethic, and high moral fiber on and off the field.

MISCELLANEOUS
ATOP THE CONFERENCE

- Georgia Tech baseball ranks among the most prolific winners in ACC history.

MOST ACC TOURNAMENT TITLES, SINCE 2000

	Titles	Years
Florida State	6	2002, 2004, 2010, 2015, 2017, 2018
Georgia Tech	5	2000, 2003, 2005, 2012, 2014
North Carolina	5	2007, 2013, 2019, 2022, 2025
Clemson	3	2006, 2016, 2023
Duke	2	2021, 2024
Virginia	2	2009, 2011

MOST ACC REGULAR-SEASON, DIVISIONAL TITLES SINCE 1994

	Titles	Regular-Season Years (Divisional)
Florida State	14	1996, 1998, 1999, 2001, 2002, 2003 (2007, 2008, 2009, 2010*, 2011, 2012, 2013, 2014)
Georgia Tech	8	1997, 2000, 2004, 2005 (2011, 2019, 2021), 2025
North Carolina	8	(2006, 2007, 2009, 2012, 2013, 2017, 2018, 2024)
Clemson	6	1994, 1995 (2006, 2010*, 2018, 2024)
Louisville	5	(2015, 2016, 2017, 2019, 2022)
Miami	4	(2008, 2014, 2015, 2016)

GEORGIA TECH'S MOST COMMON OPPONENTS

	Games	First Meeting	Series Record
Georgia	390	1898	UGA leads 220-168-2
Auburn	250	1897	AU leads 131-114-5
Clemson	249	1902	CU leads 125-121-3
Mercer	178	1897	GT leads 120-58
North Carolina	158	1901	GT leads 83-75
Virginia	153	1924	GT leads 81-70-2
NC State	146	1921	GT leads 84-62
Ga. Southern	144	1947	GT leads 112-32
Duke	142	1903	GT leads 101-41
Florida State	132	1959	FSU leads 81-51

- The Jackets will face nine of their top 10 most common opponents again in 2026 but will not play Virginia in the regular season.

- Tech extended its winning streak against Georgia Southern to eight games in a row, dating back to 2022, with an 25-1 win in Statesboro earlier this year. GT set a new record when it hung 25-runs on Georgia Southern - the most in the 144 game history of the series, while also tying the program record with 19 strikeouts from the pitching staff.

- The Jackets traveled to Berkely for the first time ever this season. They are 10-0 against California schools since they joined the ACC in 2025, becoming the first team from east of the Rocky Mountains to sweep a three-game series, at Stanford, in the history of Stanford baseball (since 1892) last season.


2026 ACC PRESEASON POLL

1. Georgia Tech (7)	237
2. North Carolina (6)	236
3. Florida State (1)	221
4. Louisville	196
5. Clemson (2)	185
6. NC State	169
7. Virginia	165
8. Miami	159
9. Wake Forest	145
10. Stanford	99
11. Virginia Tech	89
12. Notre Dame	87
13. Duke	67
14 Pitt	45
15. California	41
16. Boston College	35

Georgia Tech was named 2026 Atlantic Coast Conference Baseball preseason favorites by the league's 16 head coaches for the first time since 2004.

2026 ACC STANDINGS

Team	ACC	Overall
Georgia Tech	12-3	27-5
Florida State*	9-3	24-8
North Carolina*	11-4	28-5-1
Boston College*	9-6	24-11
Virginia	8-7	24-10
Wake Forest*	8-7	23-11
Miami	6-6	25-8
Pitt	6-6	22-9
NC State	6-6	22-11
Duke*	7-8	21-14
Louisville	5-7	19-14
Notre Dame	6-9	15-12
Virginia Tech	6-9	15-16
Clemson	4-8	22-12
Stanford	4-8	14-15
California	1-11	15-16

*Denotes on GT's remaining schedule

2026 HONORS
DREW BURRESS

Preseason 1st Team All-American (Perfect Game)
 Preseason 1st Team All-American (D1 Baseball)
 Preseason 1st Team All-American (Baseball America)
 Preseason 1st Team All-American (NCBWA)
 Golden Spikes Award (Watch List)
 Preseason ACC Player of the Year (D1 Baseball)
 Preseason ACC Player of the Year (Baseball America)
 Preseason No. 1 Outfielder (D1 Baseball)
 Midseason No. 8 Outfielder (D1 Baseball)

VAHN LACKEY

Preseason 1st Team All-American (Perfect Game)
 Preseason 2nd Team All-American (D1 Baseball)
 Preseason 2nd Team All-American (Baseball America)
 Preseason 2nd Team All-American (NCBWA)
 Golden Spikes Award (Watch List)
 Buster Posey Award (Watch List)
 Preseason No. 2 Catcher (D1 Baseball)
 ACC Player of the Week (March 16)
 Buster Posey Catcher of the Week (March 17)
 Perfect Game National Player of the Week (March 17)
 Midseason No. 1 Catcher (D1 Baseball)

JARREN ADVINCULA

Preseason 2nd Team All-American (Perfect Game)
 Preseason 2nd Team All-American (D1 Baseball)
 Preseason 2nd Team All-American (Baseball America)
 Preseason 2nd Team All-American (NCBWA)
 Golden Spikes Award (Watch List)
 Preseason No. 2 2nd Baseman (D1 Baseball)
 Midseason No. 1 2nd Baseman (D1 Baseball)

ALEX HERNANDEZ

Preseason 3rd Team All-American (Perfect Game)
 Preseason 3rd Team All-American (NCBWA)
 Preseason No. 11 Outfielder (D1 Baseball)
 Midseason No. 11 Outfielder (D1 Baseball)

MASON PATEL

Preseason 1st Team All-American (NCBWA)
 No. 61 Starting Pitcher (D1 Baseball)

CARSON KERCE

Brooks Wallace Award Watch List

DYLAN LOY

Pitcher of the Year Award Watch List

2026 MLB #PROJACKETS

Joey Bart, C	Pirates
Brant Hurter, RHP	Tigers
Chandler Simpson, OF	Rays

LET'S BRAG ABOUT BURRESS

"The definition of a college baseball superstar. On the same tier as Adley Rutschman and Dylan Crews. One of the great, no-brainer superstar players that will have that kind of transcendent career."

– Aaron Fitt, D1Baseball

- Burress hit 25 home runs his freshman season, one shy of the Georgia Tech program record (set by Kevin Parada in 2022) and two shy of the NCAA freshman home run record set by Tommy White (NC State) in 2022 as well. He hit 26 homers in 2024 but one was not official, since the game was called off for rain before enough innings were played.
- His freshman year, Burress became the 1st Yellow Jacket to ever slug over .800 with at least 200 at bats. His .821 slugging percentage led all Division I freshman and was 6th overall among those with 200+ ABs.

"What Burress lacks in size, he makes up for with impact on both sides of the ball." It's explosive bat speed from the right side of the plate with an affinity for hammering fastballs routinely.

– Tyler Jennings, Just Baseball

- Not only did Burress turn heads with his bat but he also set the Georgia Tech record for the most assists by an outfielder in a single season, gunning down 10 runners from his spot in center field in 2024
- In 2025, he was the only player from a Power 4 conference with at least 60 RBI (62), 20 doubles (23), 50 walks (53), 15 HR (19) and 70 runs (77).
- Last season, he led the ACC in extra base hits (43) and doubles (23) while finishing 2nd in the conference in home runs (19) and runs (77).

"Few hitters in the country combine his level of consistency with true, game-changing power... He is the best statistical producer returning to college baseball right now. Period."

– Jacob Rudner, Baseball America

- He became the fastest Yellow Jacket in program history to reach 30 career home runs – doing so in just 73 games, a full 20 games faster than the previous record holder, Kevin Parada and faster than legendary Tech sluggers such as Jason Varitek, Mark Teixeira and Nomar Garciaparra.
- Burress was named a semifinalist for both the Dick Howser Trophy and the USA Baseball Golden Spikes Award for the second year in a row. One of only two players in the nation to do so (also FSU's Jamie Arnold).
- This season, Burress becomes the first Yellow Jacket to ever wear a "C" on his jersey as the team's permanent captain.

"From Day 1, you never thought he was a freshman. He's a very mature kid. He doesn't mix any words about it. He wants to be a first-round pick. He wants to be the best player in the country. That's what drives him. That's his passion. He is one of those guys that makes everybody around him better. Every day."

– Danny Hall, ABCA Hall of Famer
GEORGIA TECH'S TRIPLE CROWN WINNERS

Year	Player	HR	RBI	AVG
1958	Earl Moore	4	15	.287
1959	Roger Kaiser	4	32	.373
1960	George Inman	7	24	.360
1968	Ted Tomasovich	5	38	.381
1975	Frank Turner	2	30	.376
1991	Andy Bruce	22*	96*	.345
1992	<i>Jason Varitek*</i>	11	52	.406*
1993	<i>Jason Varitek</i>	22*	72	.404
1994	Jay Payton	20	102*	.434*
1997	Mark Fischer	24*	98	.354
1999	<i>Mark Teixeira</i>	13	65	.387
2016	Matt Gonzalez	11	54	.378
2024	Drew Burress	25	67	.381

* denotes is/was school record

italics indicates member of College Baseball Hall of Fame

ACTIVE NCAA D1 CAREER SLUGGING % LEADERS

Rank	Player	School	Class	Slug %
1	Myles Bailey	Florida State	So.	.734
2	Jordy Oriach	Georgia	Jr.	.726
3	Drew Burress	Georgia Tech	Jr.	.715
4	Daniel Cuvet	Miami (Fla.)	Jr.	.713
5	Diego Cardenas	Abilene Christian	Sr.	.706
6	Caden Sorrell	Texas A&M	Jr.	.704
6	Cider Canon	Duke	So.	.704
6	Quinton Coats	Cincinnati	So.	.704
9	Dean Toigo	Arizona State	Sr.	.697
10	Tague Davis	Louisville	So.	.695

* minimum of 200 career ABs

MOST CAREER HOME RUNS - GT HISTORY

Rank	Player	HRs	Years
1.	Jason Varitek	57	1991-94
2.	J.J. Thomas	56	1995-97
3.	Tony Plagman	55	2007-10
4.	Andy Bruce	52	1988-91
5.	Drew Burress	50	2024-
6.	Kyle McCann	47	2017-19
	Luke Murton	47	2006-09
	Matt Skole	47	2009-11
9	K.G. White	46	1985-88
10.	Billy Parham	42	1995-97
	Mark Fischer	42	1995-97

* minimum of 200 career ABs

RECORD BREAKDOWN

	ACC	Overall
Overall	12-3	27-5
Home	5-1	18-2
Road	7-2	8-3
Neutral	0-0	1-0
Day Games	5-3	13-5
Night Games (6 p.m. or later)	7-0	14-0
Yellow Jackets Score First	12-1	21-3
Opponent Scores First	0-2	6-2
Yellow Jackets Score in 1st inning	9-1	16-3
Walk-off Victories	1-0	5-0
As a Ranked Team (All Polls)	12-3	27-5
Vs. Ranked Team (All Polls)	5-1	6-2
Vs. LHP (starter)	3-1	6-1
Vs. RHP (starter)	9-2	21-4
Yellow Jacket Starter 6+ IP	3-0	3-0
Yellow Jacket Starter 7+ IP	2-0	2-0
Yellow Jacket Starter 8+ IP	0-0	0-0
Hitting A Home Run	9-3	23-4
Not Hitting A Home Run	3-0	4-1
Out Hit Opponent	10-0	25-0
Get Out Hit By Opponent	2-3	2-5
Equal Number of Hits	0-0	0-0
February	0-0	10-1
March	9-3	13-4
April	3-0	4-0
May	0-0	0-0
June	0-0	0-0
Monday	0-0	0-0
Tuesday	0-0	5-2
Wednesday	0-0	0-0
Thursday	2-0	2-0
Friday	5-0	9-0
Saturday	3-2	7-2
Sunday	2-1	4-1
One-Run Games	0-0	1-0
Two-Run Games	3-0	3-0
Three-Run Games	0-1	1-1
Four+ Run Games	9-3	22-4
Leading After 6	11-0	25-0
Trailing After 6	0-2	1-4
Tied After 6	1-1	1-1
Leading After 7	12-0	26-0
Trailing After 7	0-3	0-5
Tied After 7	0-0	1-0
Leading After 8	8-0	16-0
Trailing After 8	0-3	0-5
Tied After 8	0-0	1-0
Shutouts	2-0	3-0
Extra Innings	0-0	1-0
Score 0-5 Runs	1-0	2-2
Score 6-9 Runs	4-3	5-3
Score 10+ Runs	7-0	20-0
Allow 0-5 Runs	11-0	25-0
Allow 6+ Runs	1-3	2-5
Commit 0 Errors	6-2	11-3
Commit 1 Error	4-1	10-1
Commit 2+ Errors	2-0	6-1



A NEW ERA OF TECH BASEBALL

- **James Ramsey** became the 13th Head Coach in Georgia Tech baseball history this past summer, taking over for the legendary Danny Hall, who retired at the end of his 32nd season on The Flats.
- This is Ramsey's first season as head coach but his 8th year at Georgia Tech, after being associate head coach and recruiting coordinator for the past five seasons and an assistant coach for the two years prior to that.
- He has signed four Top 5 ranked recruiting classes and coached 22 All-ACC, 7 All-American, 5 Freshman All-American, 5 All-ACC, 2 ACC Freshmen of the Year hitters including one National Freshman of the Year (Drew Burress).
- He has coached 17 draft picks on the offensive side and three semifinalists for both the Golden Spikes Award (Kevin Parada, Drew Burress and Kyle Lodise) and the Dick Howser Award (Kyle McCann, Kevin Parada and Drew Burress).
- Ramsey is the first ACC Player of the Year to ever become an ACC Head Coach
- He was an ABCA National Player of the Year at Florida State, where he led his team to the College World Series twice - 2010 & 2012

STOP...RAMMER TIME

- Since Ramsey took over the Georgia Tech offense in 2019, the Yellow Jackets have been among the very best in the vaunted Atlantic Coast Conference.

	GT (2019-Pres.)	ACC Rank
Batting Average	.311	1st
On-base+Slugging	.919	1st
On-Base %	.413	1st
Slugging %	.516	1st
Hits	4,349	1st
Doubles	878	1st
Total Bases	7,244	1st
SAC Flies	221	1st
Runs Scored	3,288	2nd
Triples	94	2nd
RBI	3,037	2nd
Home Runs	611	3rd

- Georgia Tech is one of 10 programs across Division I to be led by a first-year head coach in 2026 - a total of 11 coaches since UMass is using co-head coaches.
- Ramsey is one of three Power 4 head coaches in their first year, along with Josh Elander at Tennessee and Corey Muscara at Duke.

1st Year Tech Skippers

	1st Season Record	Conference Record
Coach Todd (1900-01)	3-4 (.428)	N/A
Sammy Strang (1902)	5-8 (.385)	N/A
Coach Irving (1903)	9-9 (.500)	N/A
John Heisman (1904-17)	15-7 (.682)	N/A
Joe Bean (1918-20)	10-7 (.588)	N/A
Kid Clay (1921-31)	18-4-1 (.804)	N/A
Bobby Dodd (1932-1939)	4-11-2 (.294)	N/A
Roy Mundorff (1940-45)	5-10-1 (.344)	5-9-1 (.367) (SEC)
Joe Pittard (1946-61)	10-2 (.833)	N/A
Jim Luck (1962-81)	8-16 (.333)	6-11 (.353) (SEC)
Jim Morris (1982-93)	29-20 (.592)	6-8 (.429) (ACC)
Danny Hall (1994-2025)	50-17 (.746)	16-8 (.667) (ACC)
James Ramsey (2026-)	27-5 (.844)	12-3 (.800) (ACC)

1994 included Tech's first trip to the College World Series which ended in a 2nd place finish

TEAM GAME HIGHS
INDIVIDUAL GAME HIGHS

Batting	
At bats.....	51 - at Georgia Southern (Feb 17)
Runs scored.....	27 - vs Bowling Green (Feb 14 - Game 1)
Hits.....	26 - at Georgia Southern (Feb 17)
RBIs.....	25 - vs Bowling Green (Feb 14 - Game 1)
Doubles.....	6 - vs Bowling Green (Feb 14 - Game 1)
.....	6 - at Georgia Southern (Feb 17)
.....	6 - vs. Northwestern (Feb. 27)
Triples.....	2 - vs Stony Brook (Feb 22)
Home runs.....	6 - vs. Virginia Tech (March 7)
Total bases.....	40 - at Georgia Southern (Feb 17)
Walks.....	15 - vs Bowling Green (Feb 14 - Game 1)
Strikeouts.....	16 - at No. 4 Auburn (March 17)
Sac hits.....	1 - 7x last at Cal (April 4)
Sac flies.....	4 - vs Bowling Green (Feb 14 - Game 1)
Stolen bases.....	4 - vs Bowling Green (Feb 13)
Hit by pitch.....	5 - vs Bowling Green (Feb 13)
Caught stealing.....	1, 5x - last at Pitt (March 20)
Runners LOB.....	15 - vs Bowling Green (Feb 14 - Game 1)
Hit into DP.....	2 - 7x, last at Cal (April 4)
Fielding	
Putouts.....	30 - vs Stony Brook (Feb 21)
Assists.....	12 - 6x, last vs. No. 14 NC State (March 28)
Errors.....	3 - vs Bowling Green (Feb 13)
.....	3 - vs Georgia State (Feb. 24)
Passed balls.....	1 - vs Georgia State (Feb. 24)
.....	1 - vs. Northwestern (Feb. 28)
.....	1 - at No. 8 Clemson (March 14)
.....	1 - at Pitt (March 22)
DPs turned.....	2 - vs Bowling Green (Feb 13)
.....	2 - vs Stony Brook (Feb 21)
.....	2 - at No. 8 Clemson (March 12)
.....	2 - at No. 8 Clemson (March 13)
Pitching	
Innings pitched.....	10.0 - vs Stony Brook (Feb 21)
Runs allowed.....	14 - at Pitt (March 21)
Earned runs.....	14 - at Pitt (March 21)
Walks allowed.....	10 - at Pitt (March 20)
Strikeouts.....	19 - at Georgia Southern (Feb 17)
Hits allowed.....	14 - vs. Virginia Tech (March 8)
.....	14 - at No. 8 Clemson (March 14)
Doubles allowed.....	4 - vs Bowling Green (Feb 14 - Game 1)
.....	4 - vs. Virginia Tech (March 8)
Triples allowed.....
Homers allowed.....	4 - at Pitt (March 20)
.....	4 - at Pitt (March 21)
Wild pitches.....	2 - vs Stony Brook (Feb 20)
Hit batters.....	3 - at No. 8 Clemson (March 13)
.....	3 - at No. 8 Clemson (March 14)
.....	3 vs. Kennesaw State (April 7)

Bold indicates program record
Italics indicates BBCOR era record

Batting	
At bats:.....	6 - Jarren Advincula at Pitt (March 21)
Runs scored:.....	4 - Drew Burress vs Northwestern (Feb. 28)
.....	4 - Ryan Zuckerman vs. Northwestern (March 1)
.....	4 - Vahn Lackey at Cal (April 2)
Hits:.....	4 - Alex Hernandez vs. Bowling Green (Feb. 14 - Game 2)
.....	4 - Alex Hernandez vs. Stony Brook (Feb. 20 - Game 1)
.....	4 - Jarren Advincula vs. Northwestern (Feb. 28)
.....	4 - Kent Schmidt vs. Virginia Tech (March 7)
.....	4 - Alex Hernandez vs. West Georgia (March 10)
RBIs:.....	6 - Drew Rogers vs Stony Brook (Feb. 22)
.....	6 - Alex Hernandez vs Bowling Green (Feb. 14 - Game 1)
.....	6 - Caleb Daniel vs. Bowling Green (Feb 13)
Doubles:.....	2 - 7x last Jarren Advincula at Cal (April 2)
Triples:.....	1 - 10x, last Vahn Lackey vs Kennesaw State (April 7)
Home runs:.....	3 - Ryan Zuckerman vs. Northwestern (March 1)
Total bases:.....	12 - Ryan Zuckerman vs. Northwestern (March 1)
Walks:.....	3 - 6x last Ryan Zuckerman at Cal (April 4)
Strikeouts:.....	4 - Alex Hernandez vs. No. 14 NC State (March 28)
Sac hits:.....	1 - 7x last Carson Kerce at Cal (April 4)
Sac flies:.....	1 - 14x last Kent Schmidt at Cal (April 2)
Stolen bases:.....	2 - 4x last Vahn Lackey vs. Stony Brook (Feb. 22)
Hit by pitch:.....	2 - Drew Rogers vs. Bowling Green (Feb. 14 - Game 2)
.....	2 - Drew Rogers vs. Northwestern (Feb. 28)
.....	2 - Drew Burress at Pitt (March 20)
.....	2 - Parker Brosius vs. No. 14 NC State (March 27)
Caught stealing:.....	1 - 5x last Drew Burress at Pitt (March 20)
Runners LOB:.....	6 - 3x. last Carson Kerce vs. No. 14 NC State (March 28)
Fielding	
Putouts:.....	15 - Drew Rogers vs. Stony Brook (Feb. 20 - Game 1)
Assists:.....	6 - Carson Kerce vs. Bowling Green (Feb 13)
.....	6 - Carson Kerce at No. 8 Clemson (March 13)
Errors:.....	2 - Cade Brown vs. Stony Brook (Feb. 22)
.....	2 - Carson Kerce at Cal (April 3)
Passed balls:.....	1 - 4x last Vahn Lackey at Pitt (March 22)
Pitching	
Innings pitched:.....	7.1 - Tate McKee vs. No. 14 NC State (March 27)
Runs allowed:.....	6 - Jackson Blakely at No. 8 Clemson (March 14)
.....	6 - Tate McKee at Pitt (March 20)
Earned runs:.....	6 - Jackson Blakely at No. 8 Clemson (March 14)
.....	6 - Tate McKee at Pitt (March 20)
Walks allowed:.....	5 - Tate McKee at No. 8 Clemson (March 12)
.....	5 - Tate McKee at Pitt (March 20)
Strikeouts:.....	9 - Jackson Blakely vs Georgia State (Feb. 24)
Hits allowed:.....	9 - Dylan Loy vs. Northwestern (Feb 28)
Doubles allowed:.....	3 - Mason Patel vs. Stony Brook (Feb 21)
.....	3 - Jackson Blakely at No. 8 Clemson (March 14)
Triples allowed:.....
Homers allowed:.....	3 - Tate McKee at Pitt (March 20)
Wild pitches:.....	2 - Tate McKee vs. Stony Brook (Feb 20 - Game 1)
Hit batters:.....	3 - Jackson Blakely at No. 8 Clemson (March 14)

KILL SHOT INNINGS

- A "killshot inning" consists of an inning in which a team scores 2+ runs while holding the opponent scoreless.
- Last season, across college baseball, the team with more "killshot" innings went onto win the game 92% of the time.
- The Jackets have delivered 66 kill shot innings this season - the most kill shots/game in the nation (2.06)
- Below is the list of innings in which the Yellow Jackets have delivered a "killshot" and the result of the game.

OPPONENT	DATE	INNING(S)	INNING SCORE	SCORE BEFORE INNING	SCORE AFTER INNING	FINAL
Bowling Green	2/13	3rd & 6th	2-0 & 3-0	0-0 & 5-1	2-0 & 8-1	11-5
Bowling Green	2/14	3rd, 4th, 6th & 7th	11-0, 5-0 6-0 & 4-0	0-2, 11-2, 16-2, 22-2	11-2, 16-2, 22-2, 26-2	27-4
Bowling Green	2/14	3rd, 5th & 7th	4-0, 3-0 & 2-0	2-0, 6-2 & 10-2	6-0, 9-2 & 12-2	12-2 (7)
at Georgia Southern	2/17	2nd, 3rd, 5th, 6th & 7th	7-0, 5-0, 2-0, 2-0 & 8-0	1-0, 8-0, 13-0, 15-0 & 17-0	8-0, 13-0, 15-0, 17-0 & 25-0	25-1
Stony Brook	2/20	2nd	2-0	0-0	2-0	14-5
Stony Brook	2/20	5th	5-0	5-5	10-5	10-5
Stony Brook	2/21	1st & 6th	2-0 & 2-0	0-0 & 2-5	2-0 & 4-5	6-5 (10)
Stony Brook	2/22	1st, 2nd, 3rd & 5th	7-0, 4-0, 3-0 & 4-0	0-0, 7-0, 11-0 & 14-0	7-0, 11-0, 14-0 & 18-0	21-3 (7)
Georgia State	2/24	1st	2-0	0-0	2-0	4-9 - Loss
Northwestern	2/27	2nd & 4th	7-0 & 5-0	2-2 & 10-2	9-2 & 15-2	17-3 (7)
Northwestern	2/28	1st, 3rd & 5th	3-0, 5-0 & 2-0	0-0, 5-3 & 10-3	3-0, 10-3 & 12-3	13-3 (7)
Northwestern	3/1	4th, 7th & 8th	3-0, 3-0 & 5-0	2-4, 6-5 & 9-5	5-4, 9-5 & 14-5	14-6
vs. Georgia State	3/3	4th	2-0	0-0	2-0	4-1
Virginia Tech	3/6	1st, 3rd & 5th	8-0, 5-0 & 2-0	0-0, 8-1 & 13-1	8-0, 13-1 & 15-1	16-1 (7)
Virginia Tech	3/7	7th	8-0	5-5	13-5	14-5
Virginia Tech	3/8	2nd & 5th	2-0 & 2-0	0-2 & 4-3	2-2 & 6-3	6-9 - Loss
West Georgia	3/10	2nd, 3rd & 6th	4-0, 5-0 & 3-0	1-0, 5-0 & 11-0	5-0, 9-0 & 14-0	14-0
at Clemson	3/12	3rd & 5th	4-0 & 5-0	0-0 & 4-0	4-0 & 9-0	10-0 (7)
at Clemson	3/13	7th	4-0	4-2	8-2	9-3
at Pitt	3/20	1st	4-0	0-0	4-0	11-9
at Pitt	3/22	2nd, 4th & 6th	2-0, 2-0 & 6-0	0-0, 2-0 & 4-0	2-0, 4-0 & 10-0	12-4 (7)
NC State	3/27	1st	2-0	0-0	2-0	3-1
NC State	3/28	1st & 5th	2-0 & 2-0	0-0 & 2-3	2-0 & 4-3	6-4
NC State	3/29	3rd, 6th & 8th	2-0, 4-0 & 3-0	1-0, 3-0 & 7-0	3-0, 7-0 & 10-0	10-0 (8)
Auburn	3/31	4th, 5th & 7th	2-0, 2-0 & 2-0	6-3, 8-3 & 10-3	8-3, 10-3 & 12-3	13-3 (8)
at Cal	4/2	1st, 3rd & 4th	9-0, 3-0 & 2-0	0-0, 9-0 & 12-0	9-0, 12-0 & 14-0	17-2 (7)
at Cal	4/3	1st & 3rd	4-0 & 3-0	0-0 & 4-0	4-0 & 7-0	7-2
at Cal	4/4	3rd & 6th	3-0 & 5-0	1-0 & 4-0	4-0 & 9-0	9-3
Kennesaw State	4/7	4th & 5th	3-0 & 5-0	1-3 & 4-3	4-3 & 9-3	11-4

BIG INNINGS BREAKDOWN

• With a lineup that is described as being the best in all of college baseball, Georgia Tech is always primed for hanging up crooked numbers in 2026. Below is a breakdown of the innings in which the Yellow Jackets have scored 5 or more runs...

OPPONENT	DATE	INNING	RUNS	H	2B	3B	HR	RBI	BB	SCORE BEFORE INNING	SCORE AFTER INNING	FINAL
Bowling Green	2/14	3rd	11	7	1	0	1	11	5	0-2	11-2	27-4
Bowling Green	2/14	4th	5	3	0	0	0	3	2	11-2	16-2	27-4
Bowling Green	2/14	6th	6	5	1	0	0	6	1	16-2	22-2	27-4
at Georgia Southern	2/17	2nd	7	4	2	0	0	7	2	1-0	8-0	25-1
at Georgia Southern	2/17	3rd	5	3	1	0	1	4	2	8-0	13-0	25-1
at Georgia Southern	2/17	7th	8	10	1	1	1	8	0	17-0	25-0	25-1
Stony Brook	2/20	6th	6	3	1	0	0	5	5	7-5	13-5	14-5
Stony Brook	2/20	2nd	5	5	2	1	1	5	0	0-3	5-3	10-5 (7)
Stony Brook	2/20	5th	5	5	2	0	1	5	1	5-5	10-5	10-5 (7)
Stony Brook	2/22	1st	7	5	0	1	1	7	3	0-0	7-0	21-3 (7)
Northwestern	2/27	2nd	7	6	4	0	1	7	3	2-2	9-2	17-3 (7)
Northwestern	2/27	4th	5	5	2	0	2	5	0	10-2	15-2	17-3 (7)
Northwestern	2/28	3rd	5	3	1	0	1	5	1	5-3	10-3	13-3 (7)
Northwestern	3/1	8th	5	4	0	0	2	5	1	9-5	14-5	14-6
Virginia Tech	3/6	1st	8	6	1	0	0	8	5	0-0	8-0	16-1 (7)
Virginia Tech	3/6	3rd	5	3	0	0	0	4	4	8-1	13-1	16-1 (7)
Virginia Tech	3/7	7th	8	8	0	0	4	8	2	5-5	13-5	14-5
West Georgia	3/10	3rd	5	5	1	0	0	4	2	5-0	10-0	14-0 (7)
at Clemson	3/12	5th	5	4	0	0	1	5	0	4-0	9-0	10-0 (7)
at Pitt	3/22	6th	6	4	2	0	0	3	2	4-0	10-0	12-4 (7)
Auburn	3/31	2nd	6	4	1	0	2	6	2	0-3	6-3	13-3 (8)
at Cal	4/2	1st	9	6	4	0	0	7	4	0-0	9-0	17-2 (7)
at Cal	4/4	6th	5	5	0	1	0	5	1	4-0	9-0	9-3
Kennesaw State	4/7	5th	5	5	1	0	2	4	1	4-3	9-3	11-4

STARTERS

STARTING PITCHERS GAME-BY-GAME

STARTING PITCHER RECORDS

PITCHER	Starts	Record	GT Career Record
Tate McKee	8	5-0	17-8
Dylan Loy	5	1-1	1-1
Cooper Underwood	5	1-0	1-0
Jackson Blakely	5	3-1	3-1
Dimitri Angelakos	3	1-1	1-1
Porter Buursema	2	0-0	0-0
Mason Patel	2	1-0	14-5
Justin Shadek	1	0-0	0-0
Charlie Willcox	1	0-0	0-0

Last season, Tech set a program record, going 37 games without recording a loss from a starting pitcher.

This season, it took until the 20th game for a Tech pitcher to get saddled with a loss, when Jackson Blakely saw his inherited runners score for a total of 6 earned runs over his outing.

At Cal, Tech starters did not allow an earned run in any of the three starts, spanning 13.1 innings. It was the first time Tech starters had delivered a 0.00 ERA over an ACC series since at least the turn of the century.

Underwood became the first true freshman to start on opening weekend since 2022.

Blakely recorded nine strikeouts in his first career start, vs. Georgia State on Feb. 24 - it was the most strikeouts by any Tech pitcher in their first career start since at least the turn of the century

Angelakos was excellent in his first career start, pitching 5.0 innings with 2 hits, five strikeouts and zero walks, becoming the first Tech pitcher to throw 5.0 scoreless innings in his first career start since Carson Ballard, against Georgia State back in 2024.

PITCHER	DATE	OPPONENT	DEC.	IP	H	R	ER	BB	SO	NP	SCORE W/LEFT	FINAL
Tate McKee	2/13	Bowling Green	W	5.0	3	1	1	1	6	86	5-1	11-5
Mason Patel	2/14	Bowling Green	W	5.0	5	2	2	2	7	96	16-2	27-4
Cooper Underwood	2/14	Bowling Green	ND	3.2	4	2	2	2	4	66	6-2	12-2 (7)
Dylan Loy	2/17	at Ga. Southern	ND	2.0	1	0	0	0	6	35	13-0	25-1
Tate McKee	2/20	Stony Brook	ND	4.0	3	2	2	3	6	82	3-2	14-5
Justin Shadek	2/20	Stony Brook	ND	2.0	2	3	1	1	2	38	5-3	10-5 (7)
Mason Patel	2/21	Stony Brook	ND	3.1	8	5	5	1	1	48	2-5	6-5 (10)
Cooper Underwood	2/22	Stony Brook	W	4.0	0	0	0	2	4	50	14-0	21-3 (7)
Jackson Blakely	2/24	Georgia State	ND	4.0	3	0	0	2	9	74	2-0	4-9
Tate McKee	2/27	Northwestern	W	4.1	6	3	3	2	3	86	15-3	17-3 (7)
Dylan Loy	2/28	Northwestern	W	4.0	9	3	3	0	4	81	10-3	13-3 (7)
Cooper Underwood	3/1	Northwestern	ND	0.1	3	4	4	0	0	26	0-4	14-6
Dimitri Angelakos	3/3	vs Georgia State	W	5.0	2	0	0	0	5	65	2-0	4-1
Tate McKee	3/6	Virginia Tech	ND	3.0	4	1	1	2	3	67	8-1	16-1 (7)
Dylan Loy	3/7	Virginia Tech	ND	4.2	6	5	1	1	3	86	2-5	14-5
Cooper Underwood	3/8	Virginia Tech	ND	2.1	2	2	2	3	2	54	2-2	6-9
Dimitri Angelakos	3/10	West Georgia	ND	3.1	2	0	0	0	2	38	10-0	14-0
Tate McKee	3/12	at Clemson	W	6.0	1	0	0	5	7	99	9-0	10-0(7)
Dylan Loy	3/13	at Clemson	ND	4.1	5	2	2	1	1	75	4-2	9-3
Jackson Blakely	3/14	at Clemson	L	4.1	7	6	6	1	3	78	5-6	7-13
Dimitri Angelakos	3/17	at Auburn	L	1.1	5	4	4	1	1	39	1-4	2-9
Tate McKee	3/20	at Pitt	ND	4.0	6	6	6	5	6	98	11-6	11-9
Dylan Loy	3/21	at Pitt	L	1.0	4	5	5	1	1	29	3-5	9-14
Jackson Blakely	3/22	at Pitt	W	4.0	2	0	0	2	5	75	4-0	12-4
Tate McKee	3/27	NC State	W	7.1	4	1	1	4	3	99	3-1	3-1
Porter Buursema	3/28	NC State	ND	2.1	5	3	3	4	2	66	2-3	6-4
Jackson Blakely	3/29	NC State	W	7.0	4	0	0	1	3	96	7-0	10-0 (8)
Cooper Underwood	3/31	Auburn	ND	1.2	4	3	3	2	1	42	0-3	13-3 (8)
Tate McKee	4/2	at Cal	W	4.0	3	0	0	1	4	65	17-0	17-2 (7)
Porter Buursema	4/3	at Cal	ND	4.0	2	1	0	1	6	65	7-0	7-2
Jackson Blakely	4/4	at Cal	W	5.1	2	0	0	0	6	74	9-0	9-3
Charlie Willcox	4/7	Kennesaw State	ND	1.0	3	3	3	1	0	23	0-3	11-4

BULLPEN GAME-BY-GAME

OPPONENT	DATE	W-L-S	PITCHERS	INN.	IP	H	R-ER	BB-SO
Bowling Green	Feb. 13	0-0-0	Loy, Willcox, Gaudette, Vicens	6th	4.0	6	4-2	5-7
Bowling Green	Feb. 14	0-0-0	McKelvey, Buursema, Angelakos	6th	4.0	3	2-2	2-9
Bowling Green	Feb. 14	1-0-0	Campbell (W), Shadek, Spivey	4th	3.1	0	0-0	2-4
at Ga. Southern	Feb. 17	1-0-0	Ballard, Blakely (W), McKelvey, Barfield, Lankie	3rd	7.0	5	1-0	1-13
Stony Brook	Feb. 20	1-0-0	Gaudette, Campbell (W), Lankie, Angelakos	5th	5.0	6	3-3	0-8
Stony Brook	Feb. 20	1-0-0	Spivey, McKelvey, Barfield (W), Vicens	3rd	5.0	5	2-2	4-6
Stony Brook	Feb. 21	1-0-0	Loy, Ballard (W)	4th	6.2	0	0-0	2-6
Stony Brook	Feb. 22	0-0-0	Bursema, Willcox	5th	3.0	3	3-2	1-2
Georgia State	Feb. 24	0-1-0	Campbell (L), Spivey, Vicens, Ballard, Angelakos, Gaudette	5th	5.0	9	9-8	1-4
Northwestern	Feb. 27	0-0-0	Gaudette, Buursema	5th	2.2	1	0-0	1-3
Northwestern	Feb. 28	0-0-1	Lankie (S)	5th	3.0	1	0-0	1-4
Northwestern	March 1	1-0-0	Gaudette, Shadek (W), Spivey, Barfield, Campbell	1st	8.2	7	2-2	4-11
vs Georgia State	March 3	0-0-1	Willcox, Spivey (S)	6th	4.0	2	1-1	2-2
Virginia Tech	March 6	1-0-0	Ballard (W), Campbell	4th	4.0	1	0-0	1-6
Virginia Tech	March 7	1-0-0	Blakely, Gaudette (W), Barfield, Vicens	5th	4.1	5	0-0	2-5
Virginia Tech	March 8	0-1-0	Gaudette, Spivey, Lankie, Buursema (L), Shadek, Campbell	3rd	6.2	12	7-7	4-11
West Georgia	March 10	1-0-0	McKelvey (W), Willcox, Buursema	4th	3.2	0	0-0	2-6
at Clemson	March 12	0-0-0	Lankie	7th	1.0	1	0-0	0-0
at Clemson	March 13	1-0-0	Patel (W), Gaudette, Ballard	5th	4.2	4	1-1	2-4
at Clemson	March 14	0-0-0	McKelvey, Spivey, Vicens, Underwood, Barfield, Shadek, Campbell, Willcox	5th	4.2	7	7-5	8-3
at Auburn	March 17	0-0-0	Lankie, Barfield, Gaudette, Campbell, Ballard, Shadek	2nd	6.2	6	5-5	5-8
at Pitt	March 20	1-0-1	McKelvey (W), Gaudette, Patel (S)	5th	4.0	2	3-3	5-4
at Pitt	March 21	0-0-0	Ballard, Willcox, Buursema, Vicens, Barfield	2nd	7.0	7	9-9	7-7
at Pitt	March 22	0-0-0	Barfield, Lankie, Shadek	5th	3.0	4	4-4	2-5
NC State	March 27	0-0-1	Patel (S)	8th	1.2	1	0-0	0-2
NC State	March 28	1-0-1	Loy, Gaudette (W), Barfield (S)	3rd	6.2	4	1-1	2-6
NC State	March 29	0-0-0	Shadek	8th	1.0	0	0-0	0-3
Auburn	March 31	1-0-0	Lankie, Campbell, Loy, Barfield, Willcox, Ballard, Spivey	2nd	6.1	2	0-0	2-7
at Cal	April 2	0-0-0	McKelvey, Angelakos	5th	3.0	3	2-2	3-3
at Cal	April 3	1-0-0	Barfield, Lankie, Spivey, Willcox	5th	5.0	3	1-0	0-7
at Cal	April 4	0-0-0	Gaudette, Shadek, Patel	6th	3.2	5	3-3	2-4
Kennesaw State	April 7	1-0-0	Loy, Ballard (W), Barfield, Spivey, Vicens, Angelakos	2nd	8.0	4	1-1	1-12

• The Tech bullpen set a new season high with a 12.1 inning scoreless streak over the course of the last four games from Feb. 24-March 1. The streak was halted in the 5th inning on March 1 against Northwestern after already throwing 3.2 scoreless innings at the time.

• The Tech bullpen did not allow a run over 6.1 innings on Tuesday against Auburn, already the 11th scoreless outing for them this season.

• The GT bullpen has allowed two or fewer earned runs in 21 games this season.

2026 Season Summary

(As of Apr 9, 2026)

Georgia Tech Season Summary

Record: 27-5 Home: 18-2 Away: 9-3 Neutral: 0-0 Conference: 12-3
 Extra Inn: 1-0 Vs. Ranked: 6-2

DATE	OPPONENT	SCORE	PLAYER	AVG	SLUG	OBP	GP	AB	R	H	2B	3B	HR	RBI	BB	K	SB	CS	E
02-13	Bowling Green	W 11-5	LACKEY, Vahn	.414	.819	.531	32	116	45	48	10	2	11	42	26	18	7	0	1
02-14	Bowling Green	W 27-4	ADVINCULA, Jarren	.406	.594	.484	32	133	37	54	6	2	5	39	17	12	5	1	0
02-14	Bowling Green	W 12-2	HERNANDEZ, Alex	.387	.586	.514	31	111	36	43	4	0	6	29	26	31	2	0	2
02-17	at Georgia Southern	W 25-1	BAKER, Will	.376	.644	.496	31	101	36	38	13	1	4	27	24	19	1	0	2
02-20	Stony Brook	W 14-5	KERCE, Carson	.373	.636	.473	32	110	29	41	18	1	3	26	17	15	2	0	5
02-20	Stony Brook	W 10-5	ZUCKERMAN, Ryan	.333	.737	.462	32	114	36	38	8	1	12	40	24	43	1	0	4
02-22	Stony Brook	W 21-3	SCHMIDT, Kent	.321	.526	.486	24	78	28	25	4	0	4	32	24	16	2	0	2
02-24	Georgia State	L 4-9	BURRESS, Drew	.318	.574	.460	32	129	43	41	11	2	6	26	28	23	3	4	2
02-27	Northwestern	W 17-3	DANIEL, Caleb	.313	.650	.412	28	80	25	25	6	0	7	21	11	27	0	0	0
02-28	Northwestern	W 13-3	ROGERS, Drew	.268	.554	.391	22	56	18	15	1	0	5	21	6	20	0	0	2
03-01	Northwestern	W 14-6	-----																
03-03	at Georgia St.	W 4-1	NEISES, Tyler	.667	.667	.750	3	3	2	2	0	0	0	0	1	1	0	0	0
03-06*	Virginia Tech	W 16-1	COUPET, Nathanael	.500	.750	.533	12	12	6	6	0	0	1	9	1	5	0	0	0
03-07*	Virginia Tech	W 14-5	DEE, Michael	.500	.500	.600	6	4	3	2	0	0	0	1	1	2	0	0	0
03-08*	Virginia Tech	L 6-9	HARTWELL, Judson	.500	.500	.600	4	4	2	2	0	0	0	1	1	0	0	0	0
03-10	West Georgia	W 14-0	STEPHENSON, Dominic	.500	1.000	.667	4	4	2	2	0	1	0	3	1	2	0	0	0
03-12*	at Clemson	W 10-0	LEWIS, Coleman	.316	.474	.435	11	19	6	6	0	0	1	4	4	6	0	0	0
03-13*	at Clemson	W 9-3	BROSIUS, Parker	.296	.741	.462	27	27	7	8	3	0	3	16	8	7	3	0	0
03-14*	at Clemson	L 7-13	BROWN, Cade	.273	.273	.429	9	11	3	3	0	0	0	1	2	4	0	0	2
03-17	at Auburn	L 2-9	-----																
03-20*	at Pitt	W 11-9	Totals	.359	.636	.478		1112	364	399	84	10	68	338	222	251	26	5	27
03-21*	at Pitt	L 9-14	Opponents	.240	.358	.343		996	138	239	49	0	23	131	128	298	38	9	40
03-22*	at Pitt	W 12-4	LOB - Team (271), Opp (239). DPs turned - Team (15), Opp (26). CI - Team (0), Opp (0). IBB - Team (1): ADVINCULA, Jarren (1) .																
03-27*	NC State	W 3-1	Picked off - Team (3): BURRESS, Drew (2) ;LACKEY, Vahn (1) .																
03-28*	NC State	W 6-4	-----																
03-29*	NC State	W 10-0	PLAYER	ERA	W-L	APP	GS	CG	SHO	SV	IP	H	R	ER	BB	K	AVG	HR	
03-31	Auburn	W 13-3	BLAKELY, Jackson	1.82	4-1	7	5	0	1	0	29.2	24	6	6	6	33	.216	1	
04-02*	at California	W 17-2	ANGELAKOS, Dimitri	3.12	1-1	8	3	0	1	0	17.1	14	6	6	2	13	.215	2	
04-03*	at California	W 7-2	MCKEE, Tate	3.35	5-0	8	8	0	1	0	37.2	30	14	14	23	38	.219	5	
04-04*	at California	W 9-3	LOY, Dylan	3.41	2-1	10	5	0	0	0	29.0	30	15	11	5	28	.259	6	
04-07	Kennesaw State	W 11-4	BUURSEMA, Porter	3.77	0-1	8	2	0	1	0	14.1	9	7	6	14	20	.188	0	
			PATEL, Mason	4.20	2-0	6	2	0	0	2	15.0	17	7	7	5	14	.298	0	
			SHADEK, Justin	4.73	1-0	9	1	0	1	0	13.1	13	11	7	11	20	.255	0	
			UNDERWOOD, Cooper	8.25	1-0	6	5	0	0	0	12.0	14	11	11	9	11	.304	1	
			WILLCOX, Charlie	8.76	0-0	9	1	0	1	0	12.1	18	14	12	6	12	.316	1	

			BARFIELD, Brett	1.74	2-0	12	0	0	0	1	10.1	7	2	2	4	12	.184	0	
			GAUDETTE, Caden	3.60	2-0	12	0	0	0	0	15.0	7	6	6	6	14	.140	3	
			BALLARD, Carson	3.77	3-0	9	0	0	0	0	14.1	13	7	6	7	18	.241	1	
			CAMPBELL, Kayden	4.70	2-1	9	0	0	0	0	7.2	7	4	4	6	8	.259	0	
			LANKIE, Jake	4.73	0-0	9	0	0	1	1	13.1	17	9	7	2	18	.298	1	
			SPIVEY, Caden	6.17	0-0	10	0	0	0	1	11.2	11	8	8	9	17	.262	1	
			VICENS, Jamie	7.20	0-0	7	0	0	0	0	5.0	3	5	4	6	11	.167	0	
			MCKELVEY, Adam	9.00	2-0	7	0	0	1	0	6.0	5	6	6	7	11	.227	1	
			Totals	4.19	27-5	32	0	3	5		264.0	239	138	123	128	298	.240	23	
			Opponents	11.55	5-27	32	0	0	3		251.2	399	364	323	222	251	.359	68	

* Conf Game; - Neutral Site; + Extra Innings; * Postseason; (F) Forfeit

PLAYER	ERA	W-L	APP	GS	CG	SHO	SV	IP	H	R	ER	BB	K	AVG	HR	
BLAKELY, Jackson	1.82	4-1	7	5	0	1	0	29.2	24	6	6	6	33	.216	1	
ANGELAKOS, Dimitri	3.12	1-1	8	3	0	1	0	17.1	14	6	6	2	13	.215	2	
MCKEE, Tate	3.35	5-0	8	8	0	1	0	37.2	30	14	14	23	38	.219	5	
LOY, Dylan	3.41	2-1	10	5	0	0	0	29.0	30	15	11	5	28	.259	6	
BUURSEMA, Porter	3.77	0-1	8	2	0	1	0	14.1	9	7	6	14	20	.188	0	
PATEL, Mason	4.20	2-0	6	2	0	0	2	15.0	17	7	7	5	14	.298	0	
SHADEK, Justin	4.73	1-0	9	1	0	1	0	13.1	13	11	7	11	20	.255	0	
UNDERWOOD, Cooper	8.25	1-0	6	5	0	0	0	12.0	14	11	11	9	11	.304	1	
WILLCOX, Charlie	8.76	0-0	9	1	0	1	0	12.1	18	14	12	6	12	.316	1	

BARFIELD, Brett	1.74	2-0	12	0	0	0	1	10.1	7	2	2	4	12	.184	0	
GAUDETTE, Caden	3.60	2-0	12	0	0	0	0	15.0	7	6	6	6	14	.140	3	
BALLARD, Carson	3.77	3-0	9	0	0	0	0	14.1	13	7	6	7	18	.241	1	
CAMPBELL, Kayden	4.70	2-1	9	0	0	0	0	7.2	7	4	4	6	8	.259	0	
LANKIE, Jake	4.73	0-0	9	0	0	1	1	13.1	17	9	7	2	18	.298	1	
SPIVEY, Caden	6.17	0-0	10	0	0	0	1	11.2	11	8	8	9	17	.262	1	
VICENS, Jamie	7.20	0-0	7	0	0	0	0	5.0	3	5	4	6	11	.167	0	
MCKELVEY, Adam	9.00	2-0	7	0	0	1	0	6.0	5	6	6	7	11	.227	1	
Totals	4.19	27-5	32	0	3	5		264.0	239	138	123	128	298	.240	23	
Opponents	11.55	5-27	32	0	0	3		251.2	399	364	323	222	251	.359	68	

PB - Team(4): LACKEY, Vahn (3) ;ROGERS, Drew (1) , Opp (6). Pickoffs - Team(8): UNDERWOOD, Cooper (2) ;SPIVEY, Caden (1) ;BALLARD, Carson (1) ;PATEL, Mason (1) ;LOY, Dylan (1) ;BUURSEMA, Porter (1) , Opp (3). SBA/ATT - LACKEY, Vahn (22-25) ;ROGERS, Drew (16-22) ;BLAKELY, Jackson (2-2) ;WILLCOX, Charlie (1-1) ;VICENS, James (1-1) ;SHADEK, Justin (1-1) ;ANGELAKOS, Dimitri (1-1) .

SCORE BY INNINGS	1	2	3	4	5	6	7	8	9	EX	TOTAL
Georgia Tech	57	52	62	33	53	46	41	18	1	1	364
Opponents	19	25	6	16	33	12	16	6	5	0	138

Overall Stats

Georgia Tech Overall Statistics

Record: 27-5 Home: 18-2 Away: 9-3 Neutral: 0-0 Conference: 12-3
 Extra Inn: 1-0 Vs. Ranked: 6-2

PLAYER	AVG	GP-GS	AB	R	H	2B	3B	HR	XB	RBI	TB	SLG	BB	HP	K	GDP	OB%	SF	SH	SB-ATT	PO	A	E	FLD%	
LACKEY, Vahn	.414	32-32	116	45	48	10	2	11	23	42	95	.819	26	3	18	4	.531	0	0	7-7	177	15	1	.995	
ADVINCULA, Jarren	.406	32-32	133	37	54	6	2	5	13	39	79	.594	17	4	12	1	.484	1	1	5-6	36	61	0	1.000	
HERNANDEZ, Alex	.387	31-31	111	36	43	4	0	6	10	29	65	.586	26	4	31	2	.514	1	0	2-2	94	8	2	.981	
BAKER, Will	.376	31-29	101	36	38	13	1	4	18	27	65	.644	24	3	19	4	.496	3	3	1-1	24	4	2	.933	
KERCE, Carson	.373	32-32	110	29	41	18	1	3	22	26	70	.636	17	4	15	7	.473	0	1	2-2	42	66	5	.956	
ZUCKERMAN, Ryan	.333	32-32	114	36	38	8	1	12	21	40	84	.737	24	4	43	3	.462	1	0	1-1	8	46	4	.931	
SCHMIDT, Kent	.321	24-24	78	28	25	4	0	4	8	32	41	.526	24	3	16	2	.486	2	0	2-2	148	6	2	.987	
BURRESS, Drew	.318	32-32	129	43	41	11	2	6	19	26	74	.574	28	6	23	1	.460	0	0	3-7	59	3	2	.969	
DANIEL, Caleb	.313	28-21	80	25	25	6	0	7	13	21	52	.650	11	4	27	2	.412	2	0	0-0	25	0	0	1.000	
ROGERS, Drew	.268	22-15	56	18	15	1	0	5	6	21	31	.554	6	6	20	1	.391	1	0	0-0	120	12	2	.985	

NEISES, Tyler	.667	3-0	3	2	2	0	0	0	0	0	2	.667	1	0	1	0	.750	0	0	0-0	2	0	0	1.000	
COUPET, Nathanael	.500	12-1	12	6	6	0	0	1	1	9	9	.750	1	1	5	0	.533	1	0	0-0	14	1	0	1.000	
DEE, Michael	.500	6-0	4	3	2	0	0	0	0	1	2	.500	1	0	2	0	.600	0	0	0-0	2	2	0	1.000	
HARTWELL, Judson	.500	4-0	4	2	2	0	0	0	0	1	2	.500	1	0	0	0	.600	0	0	0-0	1	0	0	1.000	
STEPHENSON, Dominic	.500	4-0	4	2	2	0	1	0	1	3	4	1.000	1	1	2	0	.667	0	0	0-0	7	0	0	1.000	
LEWIS, Coleman	.316	11-1	19	6	6	0	0	1	1	4	9	.474	4	0	6	0	.435	0	0	0-0	1	0	0	1.000	
BROSIUS, Parker	.296	27-6	27	7	8	3	0	3	6	16	20	.741	8	2	7	0	.462	2	2	3-3	13	0	0	1.000	
BROWN, Cade	.273	9-0	11	3	3	0	0	0	0	1	3	.273	2	1	4	0	.429	0	0	0-0	10	2	2	.857	
Others																					9	36	5	.900	
Totals	.359	-	1112	364	399	84	10	68	162	338	707	.636	222	46	251	27	.478	14	7	26-31	792	262	27	.975	
Opponents	.240	-	996	138	239	49	0	23	72	131	357	.358	128	31	298	15	.343	7	9	38-47	756	262	40	.962	

LOB - Team (271), Opp (239). DPs turned - Team (15), Opp (26). CI - Team (0), Opp (0). IBB - Team (1): ADVINCULA, Jarren (1). Picked off - Team (3): BURRESS, Drew (2); LACKEY, Vahn (1).

PLAYER	ERA	W-L	APP	GS	CG	SHO	SV	IP	H	R	ER	BB	K	WHIP	2B	3B	HR	AVG	WP	HP	BK	SFA	SHA		
BLAKELY, Jackson	1.82	4-1	7	5	0	1	0	29.2	24	6	6	6	33	1.01	6	0	1	.216	2	6	0	0	1		
ANGELAKOS, Dimitri	3.12	1-1	8	3	0	1	0	17.1	14	6	6	2	13	0.92	3	0	2	.215	1	2	0	0	0		
MCKEE, Tate	3.35	5-0	8	8	0	1	0	37.2	30	14	14	23	38	1.41	3	0	5	.219	5	3	0	0	0		
LOY, Dylan	3.41	2-1	10	5	0	0	0	29.0	30	15	11	5	28	1.21	1	0	6	.259	1	3	0	0	0		
BUURSEMA, Porter	3.77	0-1	8	2	0	1	0	14.1	9	7	6	14	20	1.60	3	0	0	.188	2	0	0	1	1		
PATEL, Mason	4.20	2-0	6	2	0	0	2	15.0	17	7	7	5	14	1.47	7	0	0	.298	0	0	0	0	2		
SHADEK, Justin	4.73	1-0	9	1	0	1	0	13.1	13	11	7	11	20	1.80	4	0	0	.255	1	1	0	1	3		
UNDERWOOD, Cooper	8.25	1-0	6	5	0	0	0	12.0	14	11	11	9	11	1.92	4	0	1	.304	0	3	0	2	0		
WILLCOX, Charlie	8.76	0-0	9	1	0	1	0	12.1	18	14	12	6	12	1.95	4	0	1	.316	1	4	0	0	0		

BARFIELD, Brett	1.74	2-0	12	0	0	0	1	10.1	7	2	2	4	12	1.06	1	0	0	.184	0	1	0	0	0		
GAUDETTE, Caden	3.60	2-0	12	0	0	0	0	15.0	7	6	6	6	14	0.87	0	0	3	.140	0	2	0	0	1		
BALLARD, Carson	3.77	3-0	9	0	0	0	0	14.1	13	7	6	7	18	1.40	3	0	1	.241	1	2	0	1	0		
CAMPBELL, Kayden	4.70	2-1	9	0	0	0	0	7.2	7	4	4	6	8	1.70	3	0	0	.259	0	1	1	0	0		
LANKIE, Jake	4.73	0-0	9	0	0	1	1	13.1	17	9	7	2	18	1.43	3	0	1	.298	0	1	0	1	0		
SPIVEY, Caden	6.17	0-0	10	0	0	0	1	11.2	11	8	8	9	17	1.71	3	0	1	.262	0	1	0	0	0		
VICENS, Jamie	7.20	0-0	7	0	0	0	0	5.0	3	5	4	6	11	1.80	0	0	0	.167	1	0	0	0	1		
MCKELVEY, Adam	9.00	2-0	7	0	0	1	0	6.0	5	6	6	7	11	2.00	1	0	1	.227	0	1	0	1	0		
Totals	4.19	27-5	32	0	3	5	264.0	239	138	123	128	298	1.39	49	0	23	.240	15	31	1	7	9			
Opponents	11.55	5-27	32	0	0	3	251.2	399	364	323	222	251	2.47	84	10	68	.359	29	46	2	14	7			

PB - Team(4): LACKEY, Vahn (3); ROGERS, Drew (1), Opp (6). Pickoffs - Team(8): UNDERWOOD, Cooper (2); SPIVEY, Caden (1); BALLARD, Carson (1); PATEL, Mason (1); LOY, Dylan (1); BUURSEMA, Porter (1), Opp (3). SBA/ATT - LACKEY, Vahn (22-25); ROGERS, Drew (16-22); BLAKELY, Jackson (2-2); WILLCOX, Charlie (1-1); VICENS, James (1-1); SHADEK, Justin (1-1); ANGELAKOS, Dimitri (1-1).

Record: 12-3 Home: 5-1 Away: 7-2 Neutral: 0-0 Conference: 12-3
 Extra Inn: 0-0 Vs. Ranked: 5-1

PLAYER	AVG	GP-GS	AB	R	H	2B	3B	HR	XB	RBI	TB	SLG	BB	HP	K	GDP	OB%	SF	SH	SB-ATT	PO	A	E	FLD%	
ADVINCULA, Jarren	.444	15-15	63	18	28	6	2	1	9	15	41	.651	9	0	7	0	.507	1	0	1-2	23	33	0	1.000	
LACKEY, Vahn	.377	15-15	53	25	20	6	0	5	11	15	41	.774	13	1	8	4	.507	0	0	2-2	90	8	0	1.000	
BAKER, Will	.364	14-13	44	17	16	5	1	4	10	11	35	.795	9	1	12	2	.481	0	3	0-0	5	3	1	.889	
KERCE, Carson	.356	15-15	59	10	21	9	0	2	11	16	36	.610	2	1	8	4	.387	0	1	1-1	22	39	2	.968	
SCHMIDT, Kent	.288	15-15	52	13	15	2	0	2	4	23	23	.442	11	1	11	1	.415	1	0	2-2	106	4	1	.991	
HERNANDEZ, Alex	.288	15-15	52	11	15	1	0	3	4	12	25	.481	17	1	19	1	.465	1	0	0-0	31	3	1	.971	
BURRESS, Drew	.262	15-15	65	19	17	4	1	3	8	10	32	.492	10	2	17	0	.377	0	0	0-2	27	0	0	1.000	
ZUCKERMAN, Ryan	.255	15-15	51	17	13	2	0	5	7	17	30	.588	12	1	21	0	.400	1	0	1-1	5	24	1	.967	
BROSIUS, Parker	.250	12-5	16	3	4	1	0	2	3	4	11	.688	4	2	4	0	.455	0	1	0-0	7	0	0	1.000	
DANIEL, Caleb	.242	12-9	33	7	8	0	0	2	2	8	14	.424	4	1	13	0	.342	0	0	0-0	11	0	0	1.000	

BROWN, Cade	.333	2-0	3	1	1	0	0	0	0	0	1	.333	0	0	0	0	.333	0	0	0-0	3	1	0	1.000	
COUPET, Nathanael	.333	4-0	3	0	1	0	0	0	0	2	1	.333	1	0	2	0	.500	0	0	0-0	2	1	0	1.000	
LEWIS, Coleman	.333	2-0	3	1	1	0	0	1	1	1	4	1.333	0	0	1	0	.333	0	0	0-0	0	0	0	.000	
ROGERS, Drew	.176	6-3	17	4	3	0	0	1	1	3	6	.353	2	1	8	0	.300	0	0	0-0	37	4	0	1.000	
STEPHENSON, Dominic	.000	1-0	0	0	0	0	0	0	0	0	0	.000	1	0	0	0	.000	0	0	0-0	0	0	0	.000	
Others																					3	8	3	.786	
Totals	.317	-	514	146	163	36	4	31	71	137	300	.584	95	12	131	12	432	4	5	7-10	372	128	9	.982	
Opponents	.247	-	469	70	116	21	0	15	36	66	182	.388	72	15	125	9	.362	5	2	12-16	365	110	19	.962	

LOB - Team (116), Opp (121). DPs turned - Team (9), Opp (11). CI - Team (0), Opp (0). IBB - Team (1): ADVINCULA, Jarren (1) . Picked off - Team (0): .

PLAYER	ERA	W-L	APP	GS	CG	SHO	SV	IP	H	R	ER	BB	K	WHIP	2B	3B	HR	AVG	WP	HP	BK	SFA	SHA		
BLAKELY, Jackson	2.38	3-1	5	4	0	1	0	22.2	19	6	6	4	19	1.01	6	0	1	.224	2	4	0	0	0		
MCKEE, Tate	2.96	3-0	5	5	0	1	0	24.1	18	8	8	17	23	1.44	1	0	3	.205	3	1	0	0	0		
BUURSEMA, Porter	5.79	0-1	4	2	0	0	0	9.1	8	7	6	8	11	1.71	3	0	0	.250	1	0	0	1	1		
LOY, Dylan	5.84	0-1	4	3	0	0	0	12.1	18	12	8	3	7	1.70	0	0	5	.340	1	3	0	0	0		
UNDERWOOD, Cooper	7.71	0-0	2	1	0	0	0	2.1	3	2	2	3	2	2.57	1	0	0	.375	0	1	0	2	0		

PATEL, Mason	0.00	1-0	4	0	0	0	2	6.2	4	0	0	2	6	0.90	2	0	0	.174	0	0	0	0	0		
BARFIELD, Brett	0.00	1-0	6	0	0	0	1	5.0	2	0	0	3	6	1.00	1	0	0	.118	0	0	0	0	0		
ANGELAKOS, Dimitri	0.00	0-0	1	0	0	0	0	2.0	1	0	0	1	2	1.00	0	0	0	.143	1	0	0	0	0		
CAMPBELL, Kayden	0.00	0-0	3	0	0	0	0	4.0	1	0	0	2	6	0.75	0	0	0	.083	0	0	0	0	0		
GAUDETTE, Caden	2.79	2-0	6	0	0	0	0	9.2	3	3	3	5	8	0.83	0	0	2	.094	0	1	0	0	0		
BALLARD, Carson	6.00	1-0	3	0	0	0	0	6.0	6	4	4	3	6	1.50	1	0	1	.250	0	2	0	0	0		
VICENS, Jamie	6.75	0-0	3	0	0	0	0	1.1	0	1	1	3	3	2.25	0	0	0	.000	1	0	0	0	0		
LANKIE, Jake	8.31	0-0	4	0	0	1	0	4.1	10	5	4	0	5	2.31	1	0	1	.455	0	1	0	0	0		
SHADEK, Justin	8.44	0-0	5	0	0	1	0	5.1	7	7	5	7	10	2.63	1	0	0	.304	0	1	0	1	1		
WILLCOX, Charlie	12.00	0-0	3	0	0	0	0	3.0	6	4	4	2	4	2.67	2	0	1	.400	0	0	0	0	0		
SPIVEY, Caden	12.27	0-0	3	0	0	0	0	3.2	6	5	5	3	4	2.45	2	0	0	.400	0	0	0	0	0		
MCKELVEY, Adam	27.00	1-0	3	0	0	0	0	2.0	4	6	6	6	3	5.00	0	0	1	.444	0	1	0	1	0		
Totals	4.50	12-3	15	0	2	3	124.0	116	70	62	72	125	1.52	21	0	15	.247	9	15	0	5	2			
Opponents	9.10	3-12	15	0	0	2	121.2	163	146	123	95	131	2.12	36	4	31	.317	13	12	1	4	5			

PB - Team(2): LACKEY, Vahn (2) , Opp (2). Pickoffs - Team(3): LOY, Dylan (1) ;BUURSEMA, Porter (1) , Opp (0). SBA/ATT - LACKEY, Vahn (7-10) ;ROGERS, Drew (5-6) ;BLAKELY, Jackson (2-2) ;VICENS, James (1-1) .

PITCHING SITUATIONAL

PLAYER	vs left			vs right			runners on			bases emp			leadoff			2outs			fly	gnd	fly/	
	H	AB	AVG	H	AB	AVG	H	AB	AVG	H	AB	AVG	ADV	OPS	PCT	H	AB	AVG	OUT	OUT	GND	GDP
43 ANGELAKOS, Dimitri	7	25	.280	7	40	.175	4	23	.174	10	42	.238	6	19	.316	3	18	.167	23	15	1.5	1
21 BALLARD, Carson	6	20	.300	7	34	.206	7	32	.219	6	22	.273	7	14	.500	2	15	.133	14	8	1.8	2
32 BARFIELD, Brett	2	17	.118	5	21	.238	3	20	.150	4	18	.222	3	8	.375	3	14	.214	12	7	1.7	0
24 BLAKELY, Jackson	11	46	.239	13	65	.200	9	45	.200	15	66	.227	10	31	.323	6	36	.167	31	22	1.4	0
99 BUURSEMA, Porter	4	15	.267	5	33	.152	6	25	.240	3	23	.130	7	16	.438	2	14	.143	9	10	0.9	1
49 CAMPBELL, Kayden	4	13	.308	3	14	.214	3	9	.333	4	18	.222	3	9	.333	2	10	.200	6	6	1.0	0
18 GAUDETTE, Caden	3	19	.158	4	31	.129	3	25	.120	4	25	.160	3	11	.273	1	18	.056	12	17	0.7	0
35 LANKIE, Jake	11	23	.478	6	34	.176	11	29	.379	6	28	.214	5	13	.385	6	22	.273	8	12	0.7	1
37 LOY, Dylan	12	47	.255	18	69	.261	13	48	.271	17	68	.250	6	29	.207	8	36	.222	26	28	0.9	1
22 MCKEE, Tate	14	59	.237	16	78	.205	10	67	.149	20	70	.286	19	40	.475	5	41	.122	28	40	0.7	5
55 MCKELVEY, Adam	0	5	.000	5	17	.294	3	15	.200	2	7	.286	3	5	.600	1	7	.143	7	0	-	0
29 PATEL, Mason	7	21	.333	10	36	.278	8	31	.258	9	26	.346	7	14	.500	4	19	.211	16	10	1.6	1
31 SHADEK, Justin	7	21	.333	6	30	.200	8	29	.276	5	22	.227	5	12	.417	7	20	.350	9	8	1.1	0
20 SPIVEY, Caden	5	14	.357	6	28	.214	7	23	.304	4	19	.211	5	11	.455	3	12	.250	7	7	1.0	0
15 UNDERWOOD, Cooper	7	22	.318	7	24	.292	8	18	.444	6	28	.214	4	14	.286	6	16	.375	13	10	1.3	0
26 VICENS, Jamie	1	6	.167	2	12	.167	2	10	.200	1	8	.125	3	6	.500	1	5	.200	2	1	2.0	0
16 WILLCOX, Charlie	9	18	.500	9	39	.231	15	36	.417	3	21	.143	4	12	.333	8	21	.381	10	15	0.7	0
Totals	110	391	.281	129	605	.213	120	485	.247	119	511	.233	100	264	.379	68	324	.210	233	216	1.1	12
Opponents	150	414	.362	249	698	.357	247	646	.382	152	466	.326	127	254	.500	146	382	.382	232	225	1.0	20

PLAYER	AP	GS	IP/APP	H/G	R/G	ER/G	BB/G	K/G	K/BB	2B/G	3B/G	HR/G	FO/G	GO/G	BF/G	SBA	ATT	PCT
21 BALLARD, Carson	9	0	1.59	8.16	4.40	3.77	4.40	11.30	2.57	1.88	0.00	0.63	8.79	5.02	40.19	0	0	0
32 BARFIELD, Brett	12	0	0.86	6.10	1.74	1.74	3.48	10.45	3.00	0.87	0.00	0.00	10.45	6.10	37.45	0	0	0
24 BLAKELY, Jackson	7	5	4.24	7.28	1.82	1.82	1.82	10.01	5.50	1.82	0.00	0.30	9.40	6.67	37.62	2	2	1.000
99 BUURSEMA, Porter	8	2	1.79	5.65	4.40	3.77	8.79	12.56	1.43	1.88	0.00	0.00	5.65	6.28	40.19	0	0	0
49 CAMPBELL, Kayden	9	0	0.85	8.22	4.70	4.70	7.04	9.39	1.33	3.52	0.00	0.00	7.04	7.04	39.91	0	0	0
18 GAUDETTE, Caden	12	0	1.25	4.20	3.60	3.60	3.60	8.40	2.33	0.00	0.00	1.80	7.20	10.20	35.40	0	0	0
35 LANKIE, Jake	9	0	1.48	11.48	6.08	4.73	1.35	12.15	9.00	2.03	0.00	0.68	5.40	8.10	41.18	0	0	0
37 LOY, Dylan	10	5	2.90	9.31	4.66	3.41	1.55	8.69	5.60	0.31	0.00	1.86	8.07	8.69	38.48	0	0	0
22 MCKEE, Tate	8	8	4.71	7.17	3.35	3.35	5.50	9.08	1.65	0.72	0.00	1.19	6.69	9.56	38.95	0	0	0
55 MCKELVEY, Adam	7	0	0.86	7.50	9.00	9.00	10.50	16.50	1.57	1.50	0.00	1.50	10.50	0.00	46.50	0	0	0
29 PATEL, Mason	6	2	2.50	10.20	4.20	4.20	3.00	8.40	2.80	4.20	0.00	0.00	9.60	6.00	38.40	0	0	0
31 SHADEK, Justin	9	1	1.48	8.78	7.43	4.73	7.43	13.50	1.82	2.70	0.00	0.00	6.08	5.40	45.23	1	1	1.000
20 SPIVEY, Caden	10	0	1.17	8.49	6.17	6.17	6.94	13.11	1.89	2.31	0.00	0.77	5.40	5.40	40.11	0	0	0
15 UNDERWOOD, Cooper	6	5	2.00	10.50	8.25	8.25	6.75	8.25	1.22	3.00	0.00	0.75	9.75	7.50	45.00	0	0	0
26 VICENS, Jamie	7	0	0.71	5.40	9.00	7.20	10.80	19.80	1.83	0.00	0.00	0.00	3.60	1.80	45.00	1	1	1.000
16 WILLCOX, Charlie	9	1	1.37	13.14	10.22	8.76	4.38	8.76	2.00	2.92	0.00	0.73	7.30	10.95	48.89	1	1	1.000
Totals	32	32	8.25	8.15	4.70	4.19	4.36	10.16	2.33	1.67	0.00	0.78	7.94	7.36	39.92	38	47	.809
Opponents	32	32	7.86	14.27	13.02	11.55	7.94	8.98	1.13	3.00	0.36	2.43	8.30	8.05	50.10	26	31	.839

Pitching averages based on 9-inning game.

STARTING PITCHING

Starters (Stats from starts only)

PLAYER	GP-GS	ERA	W-L	IP	H	R	ER	BB	K	2B	3B	HR	AVG	BF	WP	HP	BK	SFA	SHA
BLAKELY, Jackson	7-5	2.19	3-1	24.2	18	6	6	6	26	4	0	1	.200	102	1	5	0	0	1
MCKEE, Tate	8-8	3.35	5-0	37.2	30	14	14	23	38	3	0	5	.219	163	5	3	0	0	0
ANGELAKOS, Dimitri	8-3	3.72	1-1	9.2	9	4	4	1	8	2	0	2	.243	39	0	1	0	0	0
BUURSEMA, Porter	8-2	4.26	0-0	6.1	7	4	3	5	8	2	0	0	.292	29	1	0	0	0	0
SHADEK, Justin	9-1	4.50	0-0	2.0	2	3	1	1	2	1	0	0	.286	9	1	0	0	0	1
LOY, Dylan	10-5	6.19	1-1	16.0	25	15	11	3	15	1	0	6	.347	77	1	2	0	0	0
PATEL, Mason	6-2	7.56	1-0	8.1	13	7	7	3	8	5	0	0	.382	39	0	0	0	0	2
UNDERWOOD, Cooper	6-5	8.25	1-0	12.0	13	11	11	9	11	3	0	1	.289	59	0	3	0	2	0
WILLCOX, Charlie	9-1	27.00	0-0	1.0	3	3	3	1	0	1	0	0	.500	9	0	2	0	0	0
		4.59	12-3	117.2	120	67	60	52	116	22	0	15	.265	526	9	16	0	2	4

BULLPEN

Non-starters (Stats from non-starts only)

PLAYER	GP-GS	ERA	W-L	IP	H	R	ER	BB	K	2B	3B	HR	AVG	BF	WP	HP	BK	SFA	SHA
UNDERWOOD, Cooper	6-5	0	0-0	0.0	1	0	0	0	0	1	0	0	1.000	1	0	0	0	0	0
BLAKELY, Jackson	7-5	0.00	1-0	5.0	6	0	0	0	7	2	0	0	.286	22	1	1	0	0	0
PATEL, Mason	6-2	0.00	1-0	6.2	4	0	0	2	6	2	0	0	.174	25	0	0	0	0	0
LOY, Dylan	10-5	0.00	1-0	13.0	5	0	0	2	13	0	0	0	.114	47	0	1	0	0	0
BARFIELD, Brett	12-0	2.25	2-0	8.0	7	2	2	4	12	1	0	0	.184	43	0	1	0	0	0
ANGELAKOS, Dimitri	8-3	2.35	0-0	7.2	5	2	2	1	5	1	0	0	.179	30	1	1	0	0	0
BUURSEMA, Porter	8-2	3.38	0-1	8.0	2	3	3	9	12	1	0	0	.083	35	1	0	0	1	1
BALLARD, Carson	9-0	3.77	3-0	14.1	13	7	6	7	18	3	0	1	.241	64	1	2	0	1	0
GAUDETTE, Caden	12-0	4.26	2-0	12.2	7	6	6	6	14	0	0	3	.140	59	0	2	0	0	1
CAMPBELL, Kayden	9-0	4.70	2-1	7.2	7	4	4	6	8	3	0	0	.259	34	0	1	1	0	0
LANKIE, Jake	9-0	4.73	0-0	13.1	17	9	7	2	18	3	0	1	.298	61	0	1	0	1	0
SHADEK, Justin	9-1	4.76	1-0	11.1	11	8	6	10	18	3	0	0	.250	58	0	1	0	1	2
SPIVEY, Caden	10-0	6.17	0-0	11.2	11	8	8	9	17	3	0	1	.262	52	0	1	0	0	0
WILLCOX, Charlie	9-1	7.15	0-0	11.1	15	11	9	5	12	3	0	1	.294	58	1	2	0	0	0
VICENS, Jamie	7-0	7.20	0-0	5.0	3	5	4	6	11	0	0	0	.167	25	1	0	0	0	1
MCKELVEY, Adam	7-0	9.00	2-0	6.0	5	6	6	7	11	1	0	1	.227	31	0	1	0	1	0
		3.87	15-2	146.1	119	71	63	76	182	27	0	8	.219	645	6	15	1	5	5

BATTING SITUATIONAL

PLAYER	vs left			vs right			runners on			bases emp			bases ldd			leadoff			fly	gnd	fly/
	H	AB	AVG	H	AB	AVG	H	AB	AVG	H	AB	AVG	H	AB	AVG	RCH	OP	PCT	OUT	OUT	GND
2 ADVINCULA, Jarren	19	44	.432	35	89	.393	40	84	.476	14	49	.286	1	6	.167	11	22	.500	31	32	1.0
7 BAKER, Will	12	35	.343	26	66	.394	18	53	.340	20	48	.417	4	7	.571	14	19	.737	22	22	1.0
1 BROSIUS, Parker	6	13	.462	2	14	.143	5	15	.333	3	12	.250	1	1	1.000	3	6	.500	11	4	2.8
14 BROWN, Cade	2	3	.667	1	8	.125	2	6	.333	1	5	.200	0	1	.000	0	1	.000	3	1	3.0
8 BURRESS, Drew	9	34	.265	32	95	.337	20	67	.299	21	62	.339	1	6	.167	27	48	.563	40	19	2.1
19 COUPET, Nathanael	3	7	.429	3	5	.600	6	9	.667	0	3	.000	1	1	1.000	0	0	-	1	1	1.0
6 DANIEL, Caleb	9	23	.391	16	57	.281	13	45	.289	12	35	.343	2	3	.667	9	21	.429	16	11	1.5
0 DEE, Michael	1	3	.333	1	1	1.000	2	3	.667	0	1	.000	1	2	.500	0	1	.000	0	0	-
41 HARTWELL, Judson	1	1	1.000	1	3	.333	2	2	1.000	0	2	.000	0	0	-	1	2	.500	1	0	-
4 HERNANDEZ, Alex	7	27	.259	36	84	.429	25	57	.439	18	54	.333	2	3	.667	8	23	.348	16	17	0.9
3 KERCE, Carson	11	30	.367	30	80	.375	21	64	.328	20	46	.435	2	6	.333	8	17	.471	19	29	0.7
25 LACKEY, Vahn	14	31	.452	34	85	.400	31	74	.419	17	42	.405	2	4	.500	13	26	.500	19	20	1.0
9 LEWIS, Coleman	3	7	.429	3	12	.250	4	10	.400	2	9	.222	2	4	.500	2	3	.667	4	3	1.3
39 NEISES, Tyler	1	2	.500	1	1	1.000	2	3	.667	0	0	-	0	1	.000	1	1	1.000	0	0	-
34 ROGERS, Drew	7	19	.368	8	37	.216	12	34	.353	3	22	.136	1	3	.333	2	13	.154	14	6	2.3
10 SCHMIDT, Kent	3	27	.111	22	51	.431	18	48	.375	7	30	.233	5	9	.556	9	18	.500	16	19	0.8
5 STEPHENSON, Dominic	0	1	.000	2	3	.667	2	2	1.000	0	2	.000	1	1	1.000	0	1	.000	0	0	-
11 ZUCKERMAN, Ryan	15	36	.417	23	78	.295	24	70	.343	14	44	.318	3	7	.429	19	32	.594	19	12	1.6
Totals	122	340	.359	277	772	.359	247	646	.326	152	466	.326	29	65	.446	127	254	.500	232	196	1.2
Opponents	63	248	.254	176	748	.235	120	485	.247	119	511	.233	6	33	.182	100	264	.379	233	211	1.1

PLAYER	pinch hit			RISP			R3rd LT2out			2outs			adv ops			2out		rnrs		rch		rch	
	H	AB	AVG	H	AB	AVG	H	AB	AVG	H	AB	AVG	ADV	OP	PCT	RBI	ADV	LOB	ERR	FC	KL		
2 ADVINCULA, Jarren	0	0	-	22	50	.440	6	10	.600	19	50	.380	56	101	.554	16	0	37	2	7	3		
7 BAKER, Will	0	1	.000	13	32	.406	6	12	.500	12	37	.324	35	72	.486	10	0	20	1	5	5		
1 BROSIUS, Parker	1	4	.250	5	11	.455	1	1	1.000	2	8	.250	17	27	.630	4	0	8	1	0	5		
14 BROWN, Cade	3	6	.500	0	4	.000	0	1	.000	1	6	.167	4	9	.444	0	0	7	0	0	2		
8 BURRESS, Drew	0	0	-	13	40	.325	1	3	.333	13	38	.342	35	82	.427	11	0	31	3	3	6		
19 COUPET, Nathanael	3	4	.750	4	5	.800	2	2	1.000	1	2	.500	10	12	.833	1	0	0	0	0	3		
6 DANIEL, Caleb	1	3	.333	10	35	.286	2	7	.286	4	25	.160	25	56	.446	4	0	23	3	1	9		
0 DEE, Michael	1	1	1.000	2	3	.667	1	1	1.000	1	2	.500	2	4	.500	0	0	3	0	0	0		
41 HARTWELL, Judson	2	3	.667	2	2	1.000	0	0	-	1	1	1.000	2	2	1.000	1	0	0	1	0	0		
4 HERNANDEZ, Alex	0	0	-	16	39	.410	1	5	.200	20	37	.541	43	78	.551	11	0	19	3	2	15		
3 KERCE, Carson	0	0	-	12	37	.324	4	7	.571	16	40	.400	41	77	.532	12	0	28	3	4	5		
25 LACKEY, Vahn	0	0	-	20	44	.455	2	6	.333	21	41	.512	57	91	.626	25	0	22	2	10	12		
9 LEWIS, Coleman	2	6	.333	3	8	.375	0	1	.000	3	8	.375	6	11	.545	3	0	5	0	0	2		
39 NEISES, Tyler	1	1	1.000	0	1	.000	0	0	-	1	2	.500	2	3	.667	0	0	3	0	0	1		
34 ROGERS, Drew	1	4	.250	10	23	.435	1	4	.250	10	19	.526	20	43	.465	15	0	11	0	2	8		
10 SCHMIDT, Kent	0	0	-	15	33	.455	5	9	.556	7	27	.259	33	65	.508	7	0	25	1	3	9		
5 STEPHENSON, Dominic	1	1	1.000	2	2	1.000	1	1	1.000	1	2	.500	4	4	1.000	2	0	0	0	0	2		
11 ZUCKERMAN, Ryan	0	0	-	15	42	.357	4	13	.308	13	37	.351	33	82	.402	17	0	29	1	2	9		
Totals	16	34	.471	164	411	.399	37	83	.446	146	382	.382	425	819	.519	139	0	271	21	39	96		
Opponents	7	35	.200	75	288	.260	16	51	.314	68	324	.210	223	566	.394	46	0	239	17	19	88		

TEAM GAME-BY-GAME - Hitting

(As of Apr 9, 2026)

Georgia Tech Team Game-by-Game Batting

DATE	OPPONENT	AB	R	H	RBI	2B	3B	HR	TB	AVG	BB	IBB	SB	CS	HBP	SAC	SF	GDP	K	LOB	PO	A	E
02-13	Bowling Green	35	11	13	11	3	0	2	22	.371	7	0	4	0	5	1	0	1	8	13	27	9	3
02-14	Bowling Green	43	27	22	25	4	0	1	29	.512	15	0	1	0	4	0	4	0	8	15	27	3	0
02-14	Bowling Green	32	12	16	10	6	0	0	22	.500	9	0	1	0	2	0	0	2	6	10	21	9	0
02-17	at Georgia Southern	51	25	26	23	6	1	2	40	.510	5	0	1	1	4	0	0	2	14	8	27	6	1
02-20	Stony Brook	38	14	18	13	3	0	2	27	.474	9	0	0	1	1	0	0	2	7	10	27	6	0
02-20	Stony Brook	29	10	12	10	5	1	2	25	.414	6	0	2	0	2	0	0	0	5	7	21	6	2
02-21	Stony Brook	40	6	10	6	0	0	2	16	.250	8	0	3	0	1	0	0	0	5	12	30	12	1
02-22	Stony Brook	34	21	16	19	1	2	2	27	.471	12	0	3	0	1	0	1	0	5	9	21	12	2
02-24	Georgia State	31	4	5	3	2	0	1	10	.161	8	0	0	0	2	0	0	1	9	10	27	10	3
02-27	Northwestern	29	17	14	17	6	0	4	32	.483	11	0	0	0	2	0	1	1	3	8	21	8	1
02-28	Northwestern	34	13	18	12	2	0	1	23	.529	2	0	0	0	4	0	1	1	5	6	21	7	2
03-01	Northwestern	38	14	13	12	4	0	5	32	.342	5	0	1	0	1	0	0	0	5	6	27	8	0
03-03	at Georgia St.	34	4	9	4	1	0	1	13	.265	9	0	2	0	1	0	2	1	8	15	27	9	1
03-06	Virginia Tech	31	16	13	14	2	0	0	15	.419	12	0	0	0	1	0	1	0	5	11	21	6	1
03-07	Virginia Tech	39	14	18	14	3	0	6	39	.462	6	1	1	1	0	0	1	1	7	8	27	10	2
03-08	Virginia Tech	34	6	8	6	0	0	2	14	.235	7	0	2	0	2	1	0	1	12	11	27	8	0
03-10	West Georgia	31	14	16	13	1	1	5	34	.516	8	0	1	0	2	0	1	2	4	10	21	8	0
03-12	at Clemson	34	10	12	10	4	0	3	25	.353	3	0	1	0	0	0	0	0	13	6	21	12	0
03-13	at Clemson	37	9	8	9	1	0	2	15	.216	6	0	1	0	1	0	0	0	7	8	27	12	0
03-14	at Clemson	38	7	13	7	4	0	3	26	.342	0	0	0	1	0	0	0	1	8	4	24	8	1
03-17	at Auburn	30	2	3	2	0	0	0	3	.100	6	0	0	0	2	0	0	0	16	9	24	9	0
03-20	at Pitt	37	11	10	11	0	1	2	18	.270	7	0	1	1	2	0	0	0	13	8	27	9	0
03-21	at Pitt	36	9	10	9	5	0	2	21	.278	12	0	0	0	0	0	0	1	5	12	24	10	0
03-22	at Pitt	34	12	14	8	5	0	0	19	.412	4	0	0	0	0	1	0	1	4	6	21	3	0
03-27	NC State	27	3	4	3	1	0	2	11	.148	4	0	0	0	4	0	0	2	10	8	27	12	1
03-28	NC State	35	6	13	6	0	1	0	15	.371	5	0	0	0	0	1	0	0	13	11	27	12	1
03-29	NC State	31	10	10	10	3	0	2	19	.323	6	0	1	0	2	0	0	2	8	3	24	5	0
03-31	Auburn	32	13	11	11	2	0	4	25	.344	3	0	0	0	0	1	0	1	5	1	24	6	1
04-02	at California	33	17	11	14	4	1	3	26	.333	10	0	0	0	0	0	2	0	7	7	21	8	0
04-03	at California	32	7	7	7	2	0	3	18	.219	7	0	0	0	0	1	0	1	11	6	27	9	2
04-04	at California	36	9	12	9	2	1	1	19	.333	6	0	0	0	0	1	0	2	8	7	27	4	1
04-07	Kennesaw State	37	11	14	10	2	1	3	27	.378	4	0	0	0	0	0	0	1	7	6	27	6	1
Totals		1112	364	399	338	84	10	68	707	.359	222	1	26	5	46	7	14	27	251	271	792	262	27

TEAM GAME-BY-GAME - Pitching

(As of Apr 9, 2026)

Georgia Tech Team Game-by-Game Pitching

DATE	OPPONENT	IP	H	R	ER	BB	K	2B	3B	HR	WP	BK	HBP	DP	IBB	SCORE	W-L	SV	ERA
02-13	Bowling Green	9.0	9	5	3	6	13	1	0	1	0	0	1	2	0	11-5	1-0	0	3.00
02-14	Bowling Green	9.0	8	4	4	4	16	4	0	0	0	0	1	0	0	27-4	2-0	0	3.50
02-14	Bowling Green	7.0	4	2	2	4	8	0	0	0	0	0	0	0	0	12-2	3-0	1	3.24
02-17	at Georgia Southern	9.0	6	1	0	1	19	2	0	0	0	0	1	0	0	25-1	4-0	0	2.38
02-20	Stony Brook	9.0	9	5	5	3	14	2	0	1	2	0	2	0	0	14-5	5-0	0	2.93
02-20	Stony Brook	7.0	7	5	3	5	8	2	0	0	1	0	1	0	0	10-5	6-0	0	3.06
02-21	Stony Brook	10.0	8	5	5	3	7	3	0	0	0	0	0	1	0	6-5	7-0	0	3.30
02-22	Stony Brook	7.0	3	3	2	3	6	0	0	0	1	0	2	0	0	21-3	8-0	0	3.22
02-24	Georgia State	9.0	12	9	8	3	13	2	0	1	1	1	2	0	0	4-9	8-1	0	3.79
02-27	Northwestern	7.0	7	3	3	3	6	2	0	1	0	0	1	0	0	17-3	9-1	0	3.80
02-28	Northwestern	7.0	10	3	3	1	8	1	0	1	0	0	0	0	0	13-3	10-1	1	3.80
03-01	Northwestern	9.0	10	6	6	4	11	3	0	0	0	0	2	0	0	14-6	11-1	0	4.00
03-03	at Georgia St.	9.0	4	1	1	2	7	0	0	0	1	0	0	0	0	4-1	12-1	0	3.75
03-06	Virginia Tech	7.0	5	1	1	3	9	2	0	0	1	0	1	1	0	16-1	13-1	0	3.60
03-07	Virginia Tech	9.0	11	5	1	3	8	3	0	1	3	0	0	0	0	14-5	14-1	1	3.41
03-08	Virginia Tech	9.0	14	9	9	7	13	4	0	0	0	0	2	0	0	6-9	14-2	0	3.79
03-10	West Georgia	7.0	2	0	0	2	8	0	0	0	0	0	1	1	0	14-0	15-2	0	3.60
03-12	at Clemson	7.0	2	0	0	5	7	0	0	0	0	0	2	2	0	10-0	16-2	0	3.43
03-13	at Clemson	9.0	9	3	3	3	5	0	0	3	0	0	3	2	0	9-3	17-2	0	3.40
03-14	at Clemson	8.0	14	13	11	9	6	5	0	1	1	0	3	0	0	7-13	17-3	0	3.84
03-17	at Auburn	8.0	11	9	9	6	9	3	0	2	0	0	0	0	0	2-9	17-4	0	4.13
03-20	at Pitt	9.0	8	9	9	10	10	0	0	4	1	0	1	1	1	11-9	18-4	1	4.38
03-21	at Pitt	8.0	11	14	14	8	8	1	0	4	0	0	1	0	1	9-14	18-5	0	4.86
03-22	at Pitt	7.0	6	4	4	4	10	1	0	1	0	0	1	0	0	12-4	19-5	0	4.87
03-27	NC State	9.0	5	1	1	4	5	0	0	0	1	0	0	0	0	3-1	20-5	1	4.70
03-28	NC State	9.0	9	4	4	6	8	1	0	1	0	0	1	0	0	6-4	21-5	1	4.67
03-29	NC State	8.0	4	0	0	3	6	0	0	0	0	0	0	0	0	10-0	22-5	0	4.50
03-31	Auburn	8.0	6	3	3	4	8	2	0	1	0	0	0	0	0	13-3	23-5	0	4.46
04-02	at California	7.0	6	2	2	4	7	0	0	0	1	0	0	0	0	17-2	24-5	0	4.41
04-03	at California	9.0	5	2	0	1	13	1	0	0	1	0	0	1	0	7-2	25-5	0	4.24
04-04	at California	9.0	7	3	3	2	10	3	0	0	0	0	0	0	0	9-3	26-5	0	4.20
04-07	Kennesaw State	9.0	7	4	4	2	12	1	0	0	0	0	3	0	0	11-4	27-5	0	4.19
Totals		264.0	239	138	123	128	298	49	0	23	15	1	31	12	2	-	27-5	5	4.19

GAME-BY-GAME - Player Highs

OPPONENT	DATE	SCORE	H	R	RBI	TB	BB	K	PO	A	E
Bowling Green	02-13-26	11-5	3-DANIEL BAKER	2-ZUCKERMAN ADVINCULA DANIEL BAKER	6-DANIEL	10-DANIEL	2-SCHMIDT ZUCKERMAN LACKEY	2-ZUCKERMAN	11-LACKEY	6-KERCE	1-ZUCKERMAN VICENS KERCE
Bowling Green	02-14-26	27-4	3-ZUCKERMAN LACKEY HERNANDEZ	3-SCHMIDT HERNANDEZ	6-HERNANDEZ	6-HERNANDEZ	2-SCHMIDT BROWN KERCE ROGERS	2-DANIEL	7-ROGERS	1-ADVINCULA PATEL KERCE	
Bowling Green	02-14-26	12-2	4-HERNANDEZ	3-BAKER	2-ZUCKERMAN ADVINCULA BAKER	5-HERNANDEZ	3-BAKER	2-LACKEY ROGERS	8-ROGERS	3-ZUCKERMAN	
Georgia Southern	02-17-26	25-1	3-SCHMIDT ZUCKERMAN BAKER BURRESS	3-LACKEY HERNANDEZ BURRESS	5-ZUCKERMAN	6-ZUCKERMAN	1-SCHMIDT ZUCKERMAN ADVINCULA BAKER BURRESS	2-BROWN DANIEL	11-LACKEY	3-LACKEY	1-ROGERS
Stony Brook	02-20-26	14-5	4-HERNANDEZ	3-SCHMIDT HERNANDEZ BAKER	4-KERCE	8-HERNANDEZ	2-SCHMIDT LACKEY ROGERS	3-ZUCKERMAN	15-ROGERS	2-ZUCKERMAN	
Stony Brook	02-20-26	10-5	2-ADVINCULA LACKEY KERCE ROGERS	2-LACKEY KERCE ROGERS	3-ADVINCULA LACKEY	8-LACKEY	2-LACKEY KERCE	2-ZUCKERMAN	8-LACKEY	3-KERCE	1-KERCE BURRESS
Stony Brook	02-21-26	6-5	3-HERNANDEZ	2-HERNANDEZ BURRESS	2-LACKEY	4-ZUCKERMAN BURRESS	2-LACKEY BURRESS	2-ZUCKERMAN	10-HERNANDEZ	3-ADVINCULA PATEL	1-LACKEY
Stony Brook	02-22-26	21-3	3-BURRESS	3-ZUCKERMAN BAKER	6-ROGERS	9-BURRESS	3-BAKER	2-LEWIS	6-HERNANDEZ	3-ZUCKERMAN	2-BROWN
Georgia State	02-24-26	4-9	2-ZUCKERMAN	1-ADVINCULA BAKER BURRESS LEWIS	2-ADVINCULA	4-ADVINCULA	2-LACKEY BURRESS	2-ROGERS HERNANDEZ	13-LACKEY	2-ADVINCULA BLAKELY ANGELAKOS	1-ZUCKERMAN HERNANDEZ BAKER
Northwestern	02-27-26	17-3	3-LACKEY	3-HERNANDEZ DANIEL BURRESS	4-ADVINCULA LACKEY	8-ADVINCULA	2-KERCE BAKER	1-ZUCKERMAN ROGERS LEWIS	5-HERNANDEZ	3-ADVINCULA MCKEE	1-MCKEE
Northwestern	02-28-26	13-3	4-ADVINCULA	4-BURRESS	5-BAKER	5-COUPET	1-LACKEY KERCE	2-ZUCKERMAN	8-ROGERS	3-ADVINCULA KERCE	1-KERCE BURRESS
Northwestern	03-01-26	14-6	3-ZUCKERMAN ROGERS	4-ZUCKERMAN	5-ROGERS	12-ZUCKERMAN	2-BURRESS	1-COUPET LACKEY KERCE ROGERS DANIEL	11-ROGERS	3-ZUCKERMAN	
Georgia St.	03-03-26	4-1	2-ZUCKERMAN DANIEL	1-BROSIUS ZUCKERMAN ADVINCULA HERNANDEZ	2-ZUCKERMAN	6-ZUCKERMAN	2-KERCE HERNANDEZ BURRESS	2-LACKEY HERNANDEZ	7-LACKEY ROGERS	2-ADVINCULA LACKEY KERCE	1-ROGERS
Virginia Tech	03-06-26	16-1	3-KERCE	3-BAKER	3-KERCE	4-KERCE	3-LACKEY	1-BROSIUS COUPET LACKEY HERNANDEZ DANIEL	6-LACKEY	2-ADVINCULA BAKER	1-BALLARD
Virginia Tech	03-07-26	14-5	4-SCHMIDT	3-ADVINCULA HERNANDEZ	5-LACKEY	8-DANIEL	2-ADVINCULA	3-DANIEL	10-SCHMIDT	3-ZUCKERMAN ADVINCULA	1-LOY BAKER
Virginia Tech	03-08-26	6-9	2-ZUCKERMAN HERNANDEZ BURRESS	2-SCHMIDT ZUCKERMAN	2-ZUCKERMAN	5-ZUCKERMAN	2-ZUCKERMAN	3-BAKER	9-LACKEY	3-KERCE	
West Georgia	03-10-26	14-0	4-HERNANDEZ	3-HERNANDEZ BURRESS	3-ADVINCULA	9-LACKEY	2-BURRESS	2-ZUCKERMAN	6-HERNANDEZ	2-ZUCKERMAN ADVINCULA	
Clemson	03-12-26	10-0	3-LACKEY KERCE	2-ADVINCULA LACKEY BURRESS	3-BURRESS	8-BURRESS	1-LACKEY HERNANDEZ BAKER	3-ZUCKERMAN BURRESS	9-SCHMIDT	5-ZUCKERMAN	
Clemson	03-13-26	9-3	2-SCHMIDT LACKEY	2-ZUCKERMAN LACKEY	4-SCHMIDT	5-SCHMIDT LACKEY	1-SCHMIDT ADVINCULA LACKEY HERNANDEZ DANIEL BAKER	1-SCHMIDT ZUCKERMAN KERCE HERNANDEZ DANIEL BAKER BURRESS	13-SCHMIDT	6-KERCE	
Clemson	03-14-26	7-13	3-KERCE BAKER	3-BAKER	4-KERCE	8-BAKER		3-BURRESS	6-SCHMIDT LACKEY	2-ZUCKERMAN ADVINCULA	1-ZUCKERMAN

GAME-BY-GAME - Player Highs - Continued

OPPONENT	DATE	SCORE	H	R	RBI	TB	BB	K	PO	A	E
Auburn	03-17-26	2-9	2- ADVINCULA	1- ROGERS	2- BURRESS	2- ADVINCULA	2- SCHMIDT BURRESS	3- HERNANDEZ	8- SCHMIDT	3- KERCE ROGERS	
Pitt	03-20-26	11-9	3- ADVINCULA	2- ADVINCULA LACKEY	4- HERNANDEZ	5- HERNANDEZ	2- SCHMIDT HERNANDEZ	3- ZUCKERMAN BAKER	10- LACKEY	5- KERCE	
Pitt	03-21-26	9-14	3- KERCE	2- LACKEY ROGERS BURRESS	2- KERCE ROGERS	5- KERCE ROGERS	3- HERNANDEZ	2- ZUCKERMAN	7- ROGERS	4- ADVINCULA	
Pitt	03-22-26	12-4	3- ADVINCULA KERCE	3- SCHMIDT ZUCKERMAN	2- KERCE	4- ADVINCULA KERCE	2- SCHMIDT ZUCKERMAN	1- BROSIUS LACKEY HERNANDEZ BURRESS	10- LACKEY	2- ZUCKERMAN	
NC State	03-27-26	3-1	2- ADVINCULA	1- ADVINCULA KERCE BURRESS	2- ADVINCULA	5- ADVINCULA	2- BURRESS	3- SCHMIDT BAKER	14- SCHMIDT	5- ADVINCULA	1- MCKEE
NC State	03-28-26	6-4	3- SCHMIDT ADVINCULA BURRESS	3- BURRESS	3- SCHMIDT	5- BURRESS	2- BAKER	4- HERNANDEZ	11- SCHMIDT	3- ZUCKERMAN KERCE	1- HERNANDEZ
NC State	03-29-26	10-0	2- BROSIUS ADVINCULA LACKEY	2- BROSIUS ZUCKERMAN LACKEY	2- SCHMIDT ZUCKERMAN LACKEY	6- LACKEY	2- BURRESS	3- ROGERS	7- SCHMIDT ROGERS	2- KERCE	
Auburn	03-31-26	13-3	2- KERCE BURRESS	3- KERCE	3- BURRESS	5- KERCE	2- SCHMIDT	1- BROSIUS ZUCKERMAN LACKEY HERNANDEZ BAKER	8- LACKEY	2- ZUCKERMAN ADVINCULA	1- SCHMIDT
California	04-02-26	17-2	3- ADVINCULA BAKER	4- LACKEY	5- ADVINCULA	9- BAKER	3- HERNANDEZ	2- ZUCKERMAN	4- SCHMIDT LACKEY	3- KERCE	
California	04-03-26	7-2	2- BURRESS	2- SCHMIDT	3- ZUCKERMAN	4- SCHMIDT ZUCKERMAN HERNANDEZ	2- ADVINCULA BAKER	3- HERNANDEZ	13- LACKEY	4- ADVINCULA	2- KERCE
California	04-04-26	9-3	3- ADVINCULA HERNANDEZ BURRESS	3- BURRESS	3- ADVINCULA	6- ADVINCULA BURRESS	3- ZUCKERMAN	2- ZUCKERMAN KERCE	9- ROGERS	2- KERCE	1- SCHMIDT
Kennesaw State	04-07-26	11-4	3- LACKEY	2- SCHMIDT KERCE DANIEL	3- SCHMIDT LACKEY	8- SCHMIDT	1- KERCE HERNANDEZ DANIEL BURRESS	2- DANIEL	9- LACKEY	3- ADVINCULA	1- ZUCKERMAN

GAME-BY-GAME - Pitcher Highs

OPPONENT	DATE	SCORE	IP	Pitching					
				H	R	ER	BB	K	
Bowling Green	02-13-26	11-5	5-MCKEE	5-WILLCOX	3-WILLCOX	2-WILLCOX	2-WILLCOX	2-WILLCOX VICENS	6-MCKEE
Bowling Green	02-14-26	27-4	5-PATEL	5-PATEL	2-PATEL ANGELAKOS	2-PATEL ANGELAKOS	2-PATEL BUURSEMA	2-PATEL BUURSEMA	7-PATEL
Bowling Green	02-14-26	12-2	3.2-UNDERWOOD	4-UNDERWOOD	2-UNDERWOOD	2-UNDERWOOD	2-UNDERWOOD	2-UNDERWOOD	4-UNDERWOOD
Georgia Southern	02-17-26	25-1	3-BLAKELY	2-BALLARD BLAKELY	1-LANKIE		1-MCKELVEY	1-MCKELVEY	6-LOY
Stony Brook	02-20-26	14-5	4-MCKEE	3-MCKEE	2-GAUDETTE MCKEE	2-GAUDETTE MCKEE	3-MCKEE	3-MCKEE	6-MCKEE
Stony Brook	02-20-26	10-5	2-SHADEK	3-SPIVEY	3-SHADEK	2-SPIVEY	4-SPIVEY	2-VICENS SHADEK MCKELVEY	6-LOY
Stony Brook	02-21-26	6-5	5.2-LOY	8-PATEL	5-PATEL	5-PATEL	1-BALLARD PATEL LOY	6-LOY	
Stony Brook	02-22-26	21-3	4-UNDERWOOD	3-WILLCOX	3-WILLCOX	2-WILLCOX	2-UNDERWOOD	4-UNDERWOOD	4-UNDERWOOD
Georgia State	02-24-26	4-9	4-BLAKELY	3-BLAKELY VICENS	3-VICENS CAMPBELL	3-VICENS CAMPBELL	2-BLAKELY	9-BLAKELY	
Northwestern	02-27-26	17-3	4.1-MCKEE	6-MCKEE	3-MCKEE	3-MCKEE	2-MCKEE	3-MCKEE BUURSEMA	
Northwestern	02-28-26	13-3	4-LOY	9-LOY	3-LOY	3-LOY	1-LANKIE	4-LANKIE LOY	
Northwestern	03-01-26	14-6	4-SHADEK	3-UNDERWOOD SHADEK BARFIELD	4-UNDERWOOD	4-UNDERWOOD	2-SHADEK	7-SHADEK	
Georgia St.	03-03-26	4-1	5-ANGELAKOS	2-ANGELAKOS	1-WILLCOX	1-WILLCOX	1-WILLCOX SPIVEY	5-ANGELAKOS	
Virginia Tech	03-06-26	16-1	3-BALLARD MCKEE	4-MCKEE	1-MCKEE	1-MCKEE	2-MCKEE	5-BALLARD	
Virginia Tech	03-07-26	14-5	4.2-LOY	6-LOY	5-LOY	1-LOY	2-VICENS	3-LOY	
Virginia Tech	03-08-26	6-9	2.1-UNDERWOOD SPIVEY	5-SPIVEY	3-SPIVEY	3-SPIVEY	3-UNDERWOOD	4-CAMPBELL	
West Georgia	03-10-26	14-0	3.1-ANGELAKOS	2-ANGELAKOS			2-BUURSEMA	3-WILLCOX	
Clemson	03-12-26	10-0	6-MCKEE	1-MCKEE LANKIE			5-MCKEE	7-MCKEE	
Clemson	03-13-26	9-3	4.1-LOY	5-LOY	2-LOY	2-LOY	1-GAUDETTE PATEL LOY	3-GAUDETTE	
Clemson	03-14-26	7-13	4.1-BLAKELY	7-BLAKELY	6-BLAKELY	6-BLAKELY	2-SPIVEY SHADEK CAMPBELL	3-BLAKELY	
Auburn	03-17-26	2-9	2.2-LANKIE	5-ANGELAKOS	4-ANGELAKOS	4-ANGELAKOS	1-GAUDETTE BALLARD BARFIELD LANKIE ANGELAKOS CAMPBELL	4-BALLARD	
Pitt	03-20-26	11-9	4-MCKEE	6-MCKEE	6-MCKEE	6-MCKEE	5-MCKEE	6-MCKEE	
Pitt	03-21-26	9-14	3-BUURSEMA	4-WILLCOX LOY	5-LOY	5-LOY	2-WILLCOX BALLARD BUURSEMA	3-BUURSEMA	
Pitt	03-22-26	12-4	4-BLAKELY	4-LANKIE	4-LANKIE	4-LANKIE	2-BLAKELY BARFIELD	5-BLAKELY	
NC State	03-27-26	3-1	7.1-MCKEE	4-MCKEE	1-MCKEE	1-MCKEE	4-MCKEE	3-MCKEE	
NC State	03-28-26	6-4	3.1-GAUDETTE	5-BUURSEMA	3-BUURSEMA	3-BUURSEMA	4-BUURSEMA	3-GAUDETTE	
NC State	03-29-26	10-0	7-BLAKELY	4-BLAKELY			2-SHADEK	3-BLAKELY SHADEK	
Auburn	03-31-26	13-3	1.2-UNDERWOOD LOY	4-UNDERWOOD	3-UNDERWOOD	3-UNDERWOOD	2-UNDERWOOD	2-WILLCOX SPIVEY BALLARD	
California	04-02-26	17-2	4-MCKEE	3-MCKEE	2-MCKELVEY	2-MCKELVEY	2-MCKELVEY	4-MCKEE	
California	04-03-26	7-2	4-BUURSEMA	2-LANKIE BUURSEMA	1-LANKIE BUURSEMA		1-BUURSEMA	6-BUURSEMA	
California	04-04-26	9-3	5.1-BLAKELY	3-SHADEK	3-SHADEK	3-SHADEK	2-SHADEK	6-BLAKELY	
Kennesaw State	04-07-26	11-4	2.1-BALLARD	3-WILLCOX BALLARD	3-WILLCOX	3-WILLCOX	1-WILLCOX BALLARD	3-BALLARD VICENS	

STARTER SUMMARY

Georgia Tech Starters Summary

PLAYER	GS	Position											Batting Order								
		P	C	1B	2B	3B	SS	LF	CF	RF	OF	DH	1ST	2ND	3RD	4TH	5TH	6TH	7TH	8TH	9TH
2 ADVINCULA, Jarren	32	.	.	.	32	6	1	25
3 KERCE, Carson	32	32	1	8	1	22	.
8 BURRESS, Drew	32	32	.	.	.	26	6
11 ZUCKERMAN, Ryan	32	.	.	1	.	31	5	27
25 LACKEY, Vahn	32	.	2	2	.	1	9	.	7	1	18	6
4 HERNANDEZ, Alex	31	.	.	8	.	.	.	3	.	17	.	3	.	18	.	13
7 BAKER, Will	29	2	.	15	.	12	.	.	1	1	6	.	14	5	2
10 SCHMIDT, Kent	24	.	.	21	3	.	.	5	.	15	3	1	.	.
6 DANIEL, Caleb	21	21	1	8	1	2	.
34 ROGERS, Drew	15	.	12	3	1	13	1
22 MCKEE, Tate	8	8
1 BROSIUS, Parker	6	6	1	5	.
15 UNDERWOOD, Cooper	5	5
24 BLAKELY, Jackson	5	5
37 LOY, Dylan	5	5
43 ANGELAKOS, Dimitri	3	3
29 PATEL, Mason	2	2
99 BUURSEMA, Porter	2	2
9 LEWIS, Coleman	1	1	1	.	.
16 WILLCOX, Charlie	1	1
19 COUPET, Nathanael	1	1	1	.	.
31 SHADEK, Justin	1	1

PLAYER GAME HIGHS
#2 ADVINCULA, Jarren

HIGH	STAT	LOW
6 - 5X Last at Pitt 03-21-26	PLATE APPEARANCES	3 vs. Stony Brook 02-22-26
6 at Pitt 03-21-26	AT BATS	3 - 8X Last at California 04-03-26
4 vs. Northwestern 02-28-26	HITS	0 - 4X Last vs. Kennesaw State 04-07-26
3 vs. Virginia Tech 03-07-26	RUNS SCORED	0 - 8X Last vs. Kennesaw State 04-07-26
5 at California 04-02-26	RBI's	0 - 13X Last at California 04-03-26
2 at California 04-02-26	DOUBLES	0 - 27X Last vs. Kennesaw State 04-07-26
1 - 2X Last at California 04-04-26	TRIPLES	0 - 30X Last vs. Kennesaw State 04-07-26
2 vs. Northwestern 02-27-26	HOMERUNS	0 - 28X Last vs. Kennesaw State 04-07-26
8 vs. Northwestern 02-27-26	TOTAL BASES	0 - 4X Last vs. Kennesaw State 04-07-26
2 - 3X Last at California 04-03-26	WALKS	0 - 18X Last vs. Kennesaw State 04-07-26
2 - 2X Last at Clemson 03-12-26	STRIKEOUTS	0 - 22X Last vs. Kennesaw State 04-07-26
2 vs. Bowling Green 02-13-26	STOLEN BASES	0 - 28X Last vs. Kennesaw State 04-07-26
4 vs. Virginia Tech 03-07-26	PUTOUTS	0 - 13X Last vs. Kennesaw State 04-07-26
5 vs. NC State 03-27-26	ASSISTS	0 - 5X Last at California 04-04-26
0 - 32X Last vs. Kennesaw State 04-07-26	ERRORS	0 - 32X Last vs. Kennesaw State 04-07-26

#3 KERCE, Carson

HIGH	STAT	LOW
5 - 8X Last at California 04-04-26	PLATE APPEARANCES	3 - 4X Last at California 04-02-26
5 - 4X Last at Pitt 03-21-26	AT BATS	1 vs. Bowling Green 02-14-26
3 - 6X Last at Pitt 03-22-26	HITS	0 - 11X Last at California 04-04-26
3 vs. Auburn 03-31-26	RUNS SCORED	0 - 10X Last at California 04-04-26
4 - 2X Last at Clemson 03-14-26	RBI's	0 - 18X Last vs. Kennesaw State 04-07-26
2 - 4X Last at Pitt 03-21-26	DOUBLES	0 - 18X Last at California 04-04-26
1 vs. Stony Brook 02-20-26	TRIPLES	0 - 31X Last vs. Kennesaw State 04-07-26
1 - 3X Last vs. Auburn 03-31-26	HOMERUNS	0 - 29X Last vs. Kennesaw State 04-07-26
7 at Clemson 03-14-26	TOTAL BASES	0 - 11X Last at California 04-04-26
2 - 4X Last at Georgia St. 03-03-26	WALKS	0 - 19X Last at California 04-04-26
2 - 2X Last at California 04-04-26	STRIKEOUTS	0 - 19X Last at California 04-02-26
1 - 2X Last at Pitt 03-20-26	STOLEN BASES	0 - 30X Last vs. Kennesaw State 04-07-26
4 - 3X Last at Clemson 03-14-26	PUTOUTS	0 - 11X Last at California 04-03-26
6 - 2X Last at Clemson 03-13-26	ASSISTS	0 - 5X Last at Pitt 03-22-26
2 at California 04-03-26	ERRORS	0 - 28X Last vs. Kennesaw State 04-07-26

#8 BURRESS, Drew

HIGH	STAT	LOW
6 - 7X Last at Pitt 03-21-26	PLATE APPEARANCES	4 - 4X Last vs. Auburn 03-31-26
5 - 12X Last at California 04-04-26	AT BATS	2 - 3X Last vs. NC State 03-27-26
3 - 5X Last at California 04-04-26	HITS	0 - 10X Last vs. NC State 03-27-26
4 vs. Northwestern 02-28-26	RUNS SCORED	0 - 9X Last at Pitt 03-22-26
3 - 2X Last vs. Auburn 03-31-26	RBI's	0 - 15X Last at California 04-03-26
2 vs. Northwestern 02-27-26	DOUBLES	0 - 22X Last vs. Kennesaw State 04-07-26
1 - 2X Last vs. NC State 03-28-26	TRIPLES	0 - 30X Last vs. Kennesaw State 04-07-26
2 at Clemson 03-12-26	HOMERUNS	0 - 27X Last vs. Kennesaw State 04-07-26
9 vs. Stony Brook 02-22-26	TOTAL BASES	0 - 10X Last vs. NC State 03-27-26
2 - 10X Last at California 04-02-26	WALKS	0 - 14X Last at California 04-04-26
3 - 2X Last at Clemson 03-14-26	STRIKEOUTS	0 - 15X Last vs. Kennesaw State 04-07-26
2 vs. Bowling Green 02-13-26	STOLEN BASES	0 - 30X Last vs. Kennesaw State 04-07-26
5 - 2X Last vs. Kennesaw State 04-07-26	PUTOUTS	0 - 6X Last vs. NC State 03-27-26
2 vs. Stony Brook 02-21-26	ASSISTS	0 - 30X Last vs. Kennesaw State 04-07-26
1 - 2X Last vs. Northwestern 02-28-26	ERRORS	0 - 30X Last vs. Kennesaw State 04-07-26

PLAYER GAME HIGHS
#11 ZUCKERMAN, Ryan

HIGH	STAT	LOW
6 at Georgia Southern 02-17-26	PLATE APPEARANCES	3 - 2X Last at California 04-02-26
5 - 6X Last at Pitt 03-20-26	AT BATS	1 vs. Stony Brook 02-22-26
3 - 3X Last vs. Northwestern 03-01-26	HITS	0 - 6X Last at California 04-04-26
4 vs. Northwestern 03-01-26	RUNS SCORED	0 - 10X Last at California 04-04-26
5 at Georgia Southern 02-17-26	RBI's	0 - 12X Last at California 04-04-26
1 - 8X Last vs. NC State 03-29-26	DOUBLES	0 - 24X Last vs. Kennesaw State 04-07-26
1 at Georgia Southern 02-17-26	TRIPLES	0 - 31X Last vs. Kennesaw State 04-07-26
3 vs. Northwestern 03-01-26	HOMERUNS	0 - 22X Last at California 04-04-26
12 vs. Northwestern 03-01-26	TOTAL BASES	0 - 6X Last at California 04-04-26
3 at California 04-04-26	WALKS	0 - 16X Last vs. Kennesaw State 04-07-26
3 - 3X Last at Pitt 03-20-26	STRIKEOUTS	0 - 6X Last at Pitt 03-22-26
1 vs. Virginia Tech 03-08-26	STOLEN BASES	0 - 31X Last vs. Kennesaw State 04-07-26
1 - 8X Last vs. NC State 03-28-26	PUTOUTS	0 - 24X Last vs. Kennesaw State 04-07-26
5 at Clemson 03-12-26	ASSISTS	0 - 9X Last vs. Kennesaw State 04-07-26
1 - 4X Last vs. Kennesaw State 04-07-26	ERRORS	0 - 28X Last at California 04-04-26

#25 LACKEY, Vahn

HIGH	STAT	LOW
6 vs. Stony Brook 02-21-26	PLATE APPEARANCES	3 - 3X Last vs. NC State 03-29-26
5 - 5X Last vs. Kennesaw State 04-07-26	AT BATS	1 vs. Virginia Tech 03-06-26
3 - 6X Last vs. Kennesaw State 04-07-26	HITS	0 - 5X Last at California 04-03-26
4 at California 04-02-26	RUNS SCORED	0 - 6X Last vs. NC State 03-27-26
5 vs. Virginia Tech 03-07-26	RBI's	0 - 11X Last at California 04-03-26
1 - 10X Last at California 04-02-26	DOUBLES	0 - 22X Last vs. Kennesaw State 04-07-26
1 - 2X Last vs. Kennesaw State 04-07-26	TRIPLES	0 - 30X Last at California 04-04-26
2 vs. Stony Brook 02-20-26	HOMERUNS	0 - 22X Last vs. Kennesaw State 04-07-26
9 vs. West Georgia 03-10-26	TOTAL BASES	0 - 5X Last at California 04-03-26
3 vs. Virginia Tech 03-06-26	WALKS	0 - 14X Last vs. Kennesaw State 04-07-26
2 - 4X Last at California 04-03-26	STRIKEOUTS	0 - 18X Last vs. Kennesaw State 04-07-26
2 vs. Stony Brook 02-22-26	STOLEN BASES	0 - 26X Last vs. Kennesaw State 04-07-26
13 - 2X Last at California 04-03-26	PUTOUTS	0 - 9X Last at California 04-04-26
3 at Georgia Southern 02-17-26	ASSISTS	0 - 21X Last at California 04-04-26
1 vs. Stony Brook 02-21-26	ERRORS	0 - 31X Last vs. Kennesaw State 04-07-26

PLAYER GAME HIGHS
#4 HERNANDEZ, Alex

HIGH	STAT	LOW
6 - 2X Last at Pitt 03-21-26	PLATE APPEARANCES	2 vs. Northwestern 02-28-26
5 - 6X Last at Pitt 03-22-26	AT BATS	1 - 2X Last at California 04-02-26
4 - 3X Last vs. West Georgia 03-10-26	HITS	0 - 8X Last at California 04-02-26
3 - 6X Last vs. West Georgia 03-10-26	RUNS SCORED	0 - 9X Last at California 04-04-26
6 vs. Bowling Green 02-14-26	RBI's	0 - 15X Last vs. Kennesaw State 04-07-26
1 - 4X Last at California 04-04-26	DOUBLES	0 - 27X Last vs. Kennesaw State 04-07-26
0 - 31X Last vs. Kennesaw State 04-07-26	TRIPLES	0 - 31X Last vs. Kennesaw State 04-07-26
1 - 6X Last at California 04-03-26	HOMERUNS	0 - 25X Last vs. Kennesaw State 04-07-26
8 vs. Stony Brook 02-20-26	TOTAL BASES	0 - 8X Last at California 04-02-26
3 - 2X Last at California 04-02-26	WALKS	0 - 13X Last at California 04-04-26
4 vs. NC State 03-28-26	STRIKEOUTS	0 - 11X Last at California 04-04-26
1 - 2X Last at Georgia Southern 02-17-26	STOLEN BASES	0 - 29X Last vs. Kennesaw State 04-07-26
11 vs. Georgia State 02-24-26	PUTOUTS	0 - 5X Last vs. Kennesaw State 04-07-26
1 - 8X Last at California 04-02-26	ASSISTS	0 - 23X Last vs. Kennesaw State 04-07-26
1 - 2X Last vs. NC State 03-28-26	ERRORS	0 - 29X Last vs. Kennesaw State 04-07-26

#7 BAKER, Will

HIGH	STAT	LOW
5 - 14X Last at California 04-02-26	PLATE APPEARANCES	1 vs. NC State 03-29-26
5 - 3X Last at California 04-02-26	AT BATS	1 - 2X Last at California 04-03-26
3 - 4X Last at California 04-02-26	HITS	0 - 7X Last at California 04-03-26
3 - 6X Last at California 04-02-26	RUNS SCORED	0 - 10X Last at California 04-03-26
5 vs. Northwestern 02-28-26	RBI's	0 - 16X Last vs. Kennesaw State 04-07-26
2 at Clemson 03-14-26	DOUBLES	0 - 19X Last vs. Kennesaw State 04-07-26
1 at Pitt 03-20-26	TRIPLES	0 - 30X Last vs. Kennesaw State 04-07-26
2 at California 04-02-26	HOMERUNS	0 - 28X Last vs. Kennesaw State 04-07-26
9 at California 04-02-26	TOTAL BASES	0 - 7X Last at California 04-03-26
3 - 2X Last vs. Stony Brook 02-22-26	WALKS	0 - 15X Last vs. Kennesaw State 04-07-26
3 - 3X Last vs. NC State 03-27-26	STRIKEOUTS	0 - 19X Last at California 04-03-26
1 vs. Stony Brook 02-21-26	STOLEN BASES	0 - 30X Last vs. Kennesaw State 04-07-26
5 vs. Northwestern 02-28-26	PUTOUTS	0 - 18X Last at California 04-03-26
2 vs. Virginia Tech 03-06-26	ASSISTS	0 - 28X Last vs. Kennesaw State 04-07-26
1 - 2X Last vs. Virginia Tech 03-07-26	ERRORS	0 - 29X Last vs. Kennesaw State 04-07-26

#6 DANIEL, Caleb

HIGH	STAT	LOW
5 - 10X Last at Pitt 03-20-26	PLATE APPEARANCES	1 - 4X Last at California 04-04-26
5 - 2X Last vs. Virginia Tech 03-07-26	AT BATS	1 - 6X Last at California 04-04-26
3 vs. Bowling Green 02-13-26	HITS	0 - 10X Last at California 04-04-26
3 vs. Northwestern 02-27-26	RUNS SCORED	0 - 11X Last at California 04-04-26
6 vs. Bowling Green 02-13-26	RBI's	0 - 17X Last at California 04-04-26
1 - 6X Last vs. Kennesaw State 04-07-26	DOUBLES	0 - 22X Last at California 04-04-26
0 - 28X Last vs. Kennesaw State 04-07-26	TRIPLES	0 - 28X Last vs. Kennesaw State 04-07-26
2 - 2X Last vs. Virginia Tech 03-07-26	HOMERUNS	0 - 23X Last vs. Kennesaw State 04-07-26
10 vs. Bowling Green 02-13-26	TOTAL BASES	0 - 10X Last at California 04-04-26
1 - 11X Last vs. Kennesaw State 04-07-26	WALKS	0 - 17X Last at California 04-04-26
3 vs. Virginia Tech 03-07-26	STRIKEOUTS	0 - 9X Last at California 04-02-26
0 - 28X Last vs. Kennesaw State 04-07-26	STOLEN BASES	0 - 28X Last vs. Kennesaw State 04-07-26
4 - 2X Last vs. Virginia Tech 03-08-26	PUTOUTS	0 - 13X Last vs. Kennesaw State 04-07-26
0 - 28X Last vs. Kennesaw State 04-07-26	ASSISTS	0 - 28X Last vs. Kennesaw State 04-07-26
0 - 28X Last vs. Kennesaw State 04-07-26	ERRORS	0 - 28X Last vs. Kennesaw State 04-07-26

PLAYER GAME HIGHS
#1 BROSIUS, Parker

HIGH	STAT	LOW
5 at Pitt 03-21-26	PLATE APPEARANCES	1 - 10X Last at California 04-02-26
3 - 3X Last vs. NC State 03-29-26	AT BATS	0 - 4X Last at California 04-02-26
2 vs. NC State 03-29-26	HITS	0 - 13X Last at California 04-02-26
2 vs. NC State 03-29-26	RUNS SCORED	0 - 14X Last at California 04-02-26
4 vs. Bowling Green 02-14-26	RBI's	0 - 10X Last at California 04-02-26
1 - 3X Last at Clemson 03-13-26	DOUBLES	0 - 17X Last at California 04-02-26
0 - 20X Last at California 04-02-26	TRIPLES	0 - 20X Last at California 04-02-26
1 - 3X Last vs. NC State 03-29-26	HOMERUNS	0 - 17X Last at California 04-02-26
5 vs. NC State 03-29-26	TOTAL BASES	0 - 13X Last at California 04-02-26
2 at Pitt 03-21-26	WALKS	0 - 13X Last vs. Auburn 03-31-26
2 vs. NC State 03-28-26	STRIKEOUTS	0 - 14X Last at California 04-02-26
2 vs. Stony Brook 02-20-26	STOLEN BASES	0 - 18X Last at California 04-02-26
3 vs. NC State 03-27-26	PUTOUTS	0 - 18X Last vs. Kennesaw State 04-07-26
0 - 27X Last vs. Kennesaw State 04-07-26	ASSISTS	0 - 27X Last vs. Kennesaw State 04-07-26
0 - 27X Last vs. Kennesaw State 04-07-26	ERRORS	0 - 27X Last vs. Kennesaw State 04-07-26

#10 SCHMIDT, Kent

HIGH	STAT	LOW
6 - 2X Last vs. Bowling Green 02-14-26	PLATE APPEARANCES	3 at Pitt 03-21-26
5 - 2X Last at California 04-04-26	AT BATS	2 - 7X Last at California 04-02-26
4 vs. Virginia Tech 03-07-26	HITS	0 - 8X Last at California 04-04-26
3 - 3X Last at Pitt 03-22-26	RUNS SCORED	0 - 9X Last at California 04-04-26
4 at Clemson 03-13-26	RBI's	0 - 7X Last vs. Auburn 03-31-26
1 - 4X Last at Pitt 03-22-26	DOUBLES	0 - 20X Last vs. Kennesaw State 04-07-26
0 - 24X Last vs. Kennesaw State 04-07-26	TRIPLES	0 - 24X Last vs. Kennesaw State 04-07-26
2 vs. Kennesaw State 04-07-26	HOMERUNS	0 - 21X Last at California 04-04-26
8 vs. Kennesaw State 04-07-26	TOTAL BASES	0 - 8X Last at California 04-04-26
2 - 7X Last vs. Auburn 03-31-26	WALKS	0 - 7X Last vs. Kennesaw State 04-07-26
3 vs. NC State 03-27-26	STRIKEOUTS	0 - 12X Last vs. Kennesaw State 04-07-26
1 - 2X Last at Clemson 03-13-26	STOLEN BASES	0 - 22X Last vs. Kennesaw State 04-07-26
14 vs. NC State 03-27-26	PUTOUTS	0 - 3X Last vs. West Georgia 03-10-26
2 vs. NC State 03-28-26	ASSISTS	0 - 19X Last vs. Kennesaw State 04-07-26
1 - 2X Last at California 04-04-26	ERRORS	0 - 22X Last vs. Kennesaw State 04-07-26

#34 ROGERS, Drew

HIGH	STAT	LOW
5 - 4X Last at Pitt 03-21-26	PLATE APPEARANCES	1 vs. Northwestern 02-27-26
5 vs. Northwestern 03-01-26	AT BATS	1 vs. Northwestern 02-27-26
3 vs. Northwestern 03-01-26	HITS	0 - 10X Last at California 04-04-26
3 vs. Northwestern 03-01-26	RUNS SCORED	0 - 9X Last at California 04-02-26
6 vs. Stony Brook 02-22-26	RBI's	0 - 12X Last at California 04-04-26
1 vs. Stony Brook 02-20-26	DOUBLES	0 - 19X Last at California 04-04-26
0 - 20X Last at California 04-04-26	TRIPLES	0 - 20X Last at California 04-04-26
2 vs. Northwestern 03-01-26	HOMERUNS	0 - 16X Last at California 04-04-26
9 vs. Northwestern 03-01-26	TOTAL BASES	0 - 10X Last at California 04-04-26
2 - 2X Last vs. Stony Brook 02-20-26	WALKS	0 - 16X Last at California 04-02-26
3 vs. NC State 03-29-26	STRIKEOUTS	0 - 5X Last vs. Virginia Tech 03-06-26
0 - 20X Last at California 04-04-26	STOLEN BASES	0 - 20X Last at California 04-04-26
15 vs. Stony Brook 02-20-26	PUTOUTS	0 - 3X Last vs. Georgia State 02-24-26
3 at Auburn 03-17-26	ASSISTS	0 - 13X Last vs. Kennesaw State 04-07-26
1 - 2X Last at Georgia St. 03-03-26	ERRORS	0 - 20X Last vs. Kennesaw State 04-07-26

PLAYER GAME HIGHS
#18 GAUDETTE, Caden

HIGH	STAT	LOW
3.1 vs. NC State 03-28-26	IP	0.1 - 2X Last vs. Georgia State 02-24-26
13 vs. NC State 03-28-26	BATTERS FACED	1 - 2X Last vs. Georgia State 02-24-26
2 vs. Stony Brook 02-20-26	RUNS ALLOWED	0 - 7X Last at California 04-04-26
2 vs. Stony Brook 02-20-26	EARNED RUNS ALLOWED	0 - 7X Last at California 04-04-26
2 at Auburn 03-17-26	HITS ALLOWED	0 - 6X Last at California 04-04-26
3 - 3X Last vs. NC State 03-28-26	STRIKEOUTS	0 - 5X Last at California 04-04-26
2 vs. NC State 03-28-26	WALKS ALLOWED	0 - 7X Last at California 04-04-26
0 - 12X Last at California 04-04-26	DOUBLES ALLOWED	0 - 12X Last at California 04-04-26
0 - 12X Last at California 04-04-26	TRIPLES ALLOWED	0 - 12X Last at California 04-04-26
1 - 3X Last vs. NC State 03-28-26	HOMERS ALLOWED	0 - 9X Last at California 04-04-26
0 - 12X Last at California 04-04-26	WILD PITCHES	0 - 12X Last at California 04-04-26
1 - 2X Last at Clemson 03-13-26	HIT BATTERS	0 - 10X Last at California 04-04-26
6 vs. NC State 03-28-26	GROUNDOUTS	0 - 6X Last at California 04-04-26
3 vs. Northwestern 03-01-26	FLYOUTS	0 - 5X Last at Auburn 03-17-26

#19 COUPET, Nathanael

HIGH	STAT	LOW
3 - 2X Last vs. Northwestern 02-28-26	PLATE APPEARANCES	1 - 5X Last at California 04-02-26
3 vs. Northwestern 02-28-26	AT BATS	0 vs. NC State 03-29-26
2 vs. Northwestern 02-28-26	HITS	0 - 4X Last at California 04-02-26
2 - 2X Last vs. Northwestern 02-28-26	RUNS SCORED	0 - 5X Last at California 04-02-26
4 vs. Northwestern 02-28-26	RBIs	0 - 4X Last at California 04-02-26
0 - 9X Last at California 04-02-26	DOUBLES	0 - 9X Last at California 04-02-26
0 - 9X Last at California 04-02-26	TRIPLES	0 - 9X Last at California 04-02-26
1 vs. Northwestern 02-28-26	HOMERUNS	0 - 8X Last at California 04-02-26
5 vs. Northwestern 02-28-26	TOTAL BASES	0 - 4X Last at California 04-02-26
1 vs. NC State 03-29-26	WALKS	0 - 8X Last at California 04-02-26
1 - 5X Last at California 04-02-26	STRIKEOUTS	0 - 4X Last vs. NC State 03-29-26
0 - 9X Last at California 04-02-26	STOLEN BASES	0 - 9X Last at California 04-02-26
6 vs. Bowling Green 02-14-26	PUTOUTS	0 - 7X Last vs. Kennesaw State 04-07-26
1 at California 04-02-26	ASSISTS	0 - 11X Last vs. Kennesaw State 04-07-26
0 - 12X Last vs. Kennesaw State 04-07-26	ERRORS	0 - 12X Last vs. Kennesaw State 04-07-26

#32 BARFIELD, Brett

HIGH	STAT	LOW
1.2 vs. Stony Brook 02-20-26	IP	0.1 - 2X Last at Auburn 03-17-26
8 vs. Stony Brook 02-20-26	BATTERS FACED	1 at Clemson 03-14-26
1 - 2X Last at Auburn 03-17-26	RUNS ALLOWED	0 - 10X Last vs. Kennesaw State 04-07-26
1 - 2X Last at Auburn 03-17-26	EARNED RUNS ALLOWED	0 - 10X Last vs. Kennesaw State 04-07-26
3 vs. Northwestern 03-01-26	HITS ALLOWED	0 - 8X Last vs. Kennesaw State 04-07-26
3 at California 04-03-26	STRIKEOUTS	0 - 4X Last vs. Auburn 03-31-26
2 at Pitt 03-22-26	WALKS ALLOWED	0 - 9X Last vs. Kennesaw State 04-07-26
1 vs. Virginia Tech 03-07-26	DOUBLES ALLOWED	0 - 11X Last vs. Kennesaw State 04-07-26
0 - 12X Last vs. Kennesaw State 04-07-26	TRIPLES ALLOWED	0 - 12X Last vs. Kennesaw State 04-07-26
0 - 12X Last vs. Kennesaw State 04-07-26	HOMERS ALLOWED	0 - 12X Last vs. Kennesaw State 04-07-26
0 - 12X Last vs. Kennesaw State 04-07-26	WILD PITCHES	0 - 12X Last vs. Kennesaw State 04-07-26
1 vs. Stony Brook 02-20-26	HIT BATTERS	0 - 11X Last vs. Kennesaw State 04-07-26
2 - 2X Last vs. Auburn 03-31-26	GROUNDOUTS	0 - 7X Last vs. Kennesaw State 04-07-26
3 vs. Stony Brook 02-20-26	FLYOUTS	0 - 5X Last vs. Kennesaw State 04-07-26

PLAYER GAME HIGHS

#9 LEWIS, Coleman		
HIGH	STAT	LOW
4 - 2X Last vs. Northwestern 03-01-26	PLATE APPEARANCES	1 - 3X Last vs. Kennesaw State 04-07-26
3 - 4X Last vs. Northwestern 03-01-26	AT BATS	0 vs. West Georgia 03-10-26
2 vs. Bowling Green 02-14-26	HITS	0 - 5X Last vs. Kennesaw State 04-07-26
1 - 6X Last at California 04-02-26	RUNS SCORED	0 - 4X Last vs. Kennesaw State 04-07-26
2 vs. Stony Brook 02-22-26	RBI's	0 - 7X Last vs. Kennesaw State 04-07-26
0 - 10X Last vs. Kennesaw State 04-07-26	DOUBLES	0 - 10X Last vs. Kennesaw State 04-07-26
0 - 10X Last vs. Kennesaw State 04-07-26	TRIPLES	0 - 10X Last vs. Kennesaw State 04-07-26
1 at California 04-02-26	HOMERUNS	0 - 9X Last vs. Kennesaw State 04-07-26
4 at California 04-02-26	TOTAL BASES	0 - 5X Last vs. Kennesaw State 04-07-26
1 - 4X Last vs. West Georgia 03-10-26	WALKS	0 - 6X Last vs. Kennesaw State 04-07-26
2 vs. Stony Brook 02-22-26	STRIKEOUTS	0 - 5X Last vs. Kennesaw State 04-07-26
0 - 10X Last vs. Kennesaw State 04-07-26	STOLEN BASES	0 - 10X Last vs. Kennesaw State 04-07-26
1 vs. Bowling Green 02-14-26	PUTOUTS	0 - 10X Last vs. Kennesaw State 04-07-26
0 - 11X Last vs. Kennesaw State 04-07-26	ASSISTS	0 - 11X Last vs. Kennesaw State 04-07-26
0 - 11X Last vs. Kennesaw State 04-07-26	ERRORS	0 - 11X Last vs. Kennesaw State 04-07-26

#20 SPIVEY, Caden		
HIGH	STAT	LOW
2.1 vs. Virginia Tech 03-08-26	IP	0.1 at Clemson 03-14-26
12 vs. Virginia Tech 03-08-26	BATTERS FACED	3 - 5X Last vs. Kennesaw State 04-07-26
3 vs. Virginia Tech 03-08-26	RUNS ALLOWED	0 - 6X Last vs. Kennesaw State 04-07-26
3 vs. Virginia Tech 03-08-26	EARNED RUNS ALLOWED	0 - 6X Last vs. Kennesaw State 04-07-26
5 vs. Virginia Tech 03-08-26	HITS ALLOWED	0 - 5X Last vs. Kennesaw State 04-07-26
3 - 2X Last vs. Virginia Tech 03-08-26	STRIKEOUTS	0 at Clemson 03-14-26
4 vs. Stony Brook 02-20-26	WALKS ALLOWED	0 - 5X Last vs. Kennesaw State 04-07-26
2 vs. Virginia Tech 03-08-26	DOUBLES ALLOWED	0 - 8X Last vs. Kennesaw State 04-07-26
0 - 10X Last vs. Kennesaw State 04-07-26	TRIPLES ALLOWED	0 - 10X Last vs. Kennesaw State 04-07-26
1 vs. Georgia State 02-24-26	HOMERS ALLOWED	0 - 9X Last vs. Kennesaw State 04-07-26
0 - 10X Last vs. Kennesaw State 04-07-26	WILD PITCHES	0 - 10X Last vs. Kennesaw State 04-07-26
1 vs. Kennesaw State 04-07-26	HIT BATTERS	0 - 9X Last at California 04-03-26
2 - 2X Last at California 04-03-26	GROUNDOUTS	0 - 5X Last vs. Kennesaw State 04-07-26
3 at Georgia St. 03-03-26	FLYOUTS	0 - 5X Last vs. Kennesaw State 04-07-26

PLAYER GAME HIGHS
#37 LOY, Dylan

HIGH	STAT	LOW
5.2 vs. Stony Brook 02-21-26	IP	1 at Pitt 03-21-26
22 - 2X Last vs. Virginia Tech 03-07-26	BATTERS FACED	5 vs. Auburn 03-31-26
5 - 2X Last at Pitt 03-21-26	RUNS ALLOWED	0 - 6X Last vs. Kennesaw State 04-07-26
5 at Pitt 03-21-26	EARNED RUNS ALLOWED	0 - 6X Last vs. Kennesaw State 04-07-26
9 vs. Northwestern 02-28-26	HITS ALLOWED	0 - 2X Last vs. Auburn 03-31-26
6 - 2X Last vs. Stony Brook 02-21-26	STRIKEOUTS	1 - 3X Last vs. Auburn 03-31-26
1 - 5X Last at Pitt 03-21-26	WALKS ALLOWED	0 - 5X Last vs. Kennesaw State 04-07-26
1 vs. Northwestern 02-28-26	DOUBLES ALLOWED	0 - 9X Last vs. Kennesaw State 04-07-26
0 - 10X Last vs. Kennesaw State 04-07-26	TRIPLES ALLOWED	0 - 10X Last vs. Kennesaw State 04-07-26
2 - 2X Last at Pitt 03-21-26	HOMERS ALLOWED	0 - 6X Last vs. Kennesaw State 04-07-26
1 vs. Virginia Tech 03-07-26	WILD PITCHES	0 - 9X Last vs. Kennesaw State 04-07-26
2 at Clemson 03-13-26	HIT BATTERS	0 - 8X Last vs. Kennesaw State 04-07-26
6 vs. Virginia Tech 03-07-26	GROUNDOUTS	0 at Georgia Southern 02-17-26
5 - 2X Last at Clemson 03-13-26	FLYOUTS	0 - 3X Last at Pitt 03-21-26

#14 BROWN, Cade

HIGH	STAT	LOW
4 vs. Bowling Green 02-14-26	PLATE APPEARANCES	1 - 3X Last vs. Kennesaw State 04-07-26
3 vs. Stony Brook 02-22-26	AT BATS	1 - 4X Last vs. Kennesaw State 04-07-26
1 - 3X Last vs. West Georgia 03-10-26	HITS	0 - 4X Last vs. Kennesaw State 04-07-26
1 - 3X Last vs. Virginia Tech 03-06-26	RUNS SCORED	0 - 4X Last vs. Kennesaw State 04-07-26
1 vs. Bowling Green 02-14-26	RBI's	0 - 6X Last vs. Kennesaw State 04-07-26
0 - 7X Last vs. Kennesaw State 04-07-26	DOUBLES	0 - 7X Last vs. Kennesaw State 04-07-26
0 - 7X Last vs. Kennesaw State 04-07-26	TRIPLES	0 - 7X Last vs. Kennesaw State 04-07-26
0 - 7X Last vs. Kennesaw State 04-07-26	HOMERUNS	0 - 7X Last vs. Kennesaw State 04-07-26
1 - 3X Last vs. West Georgia 03-10-26	TOTAL BASES	0 - 4X Last vs. Kennesaw State 04-07-26
2 vs. Bowling Green 02-14-26	WALKS	0 - 6X Last vs. Kennesaw State 04-07-26
2 at Georgia Southern 02-17-26	STRIKEOUTS	0 - 4X Last at California 04-02-26
0 - 7X Last vs. Kennesaw State 04-07-26	STOLEN BASES	0 - 7X Last vs. Kennesaw State 04-07-26
4 vs. Stony Brook 02-22-26	PUTOUTS	0 - 4X Last vs. Kennesaw State 04-07-26
1 - 2X Last at California 04-02-26	ASSISTS	0 - 7X Last vs. Kennesaw State 04-07-26
2 vs. Stony Brook 02-22-26	ERRORS	0 - 8X Last vs. Kennesaw State 04-07-26

PLAYER GAME HIGHS
#16 WILLCOX, Charlie

HIGH	STAT	LOW
2 - 3X Last vs. West Georgia 03-10-26	IP	1 - 5X Last vs. Kennesaw State 04-07-26
12 - 2X Last vs. Stony Brook 02-22-26	BATTERS FACED	3 - 2X Last at California 04-03-26
4 at Pitt 03-21-26	RUNS ALLOWED	0 - 4X Last at California 04-03-26
4 at Pitt 03-21-26	EARNED RUNS ALLOWED	0 - 4X Last at California 04-03-26
5 vs. Bowling Green 02-13-26	HITS ALLOWED	0 - 3X Last at California 04-03-26
3 vs. West Georgia 03-10-26	STRIKEOUTS	0 - 3X Last vs. Kennesaw State 04-07-26
2 - 2X Last at Pitt 03-21-26	WALKS ALLOWED	0 - 5X Last at California 04-03-26
1 - 4X Last vs. Kennesaw State 04-07-26	DOUBLES ALLOWED	0 - 5X Last at California 04-03-26
0 - 9X Last vs. Kennesaw State 04-07-26	TRIPLES ALLOWED	0 - 9X Last vs. Kennesaw State 04-07-26
1 at Pitt 03-21-26	HOMERS ALLOWED	0 - 8X Last vs. Kennesaw State 04-07-26
1 at Georgia St. 03-03-26	WILD PITCHES	0 - 8X Last vs. Kennesaw State 04-07-26
2 - 2X Last vs. Kennesaw State 04-07-26	HIT BATTERS	0 - 7X Last at California 04-03-26
4 - 2X Last at Georgia St. 03-03-26	GROUNDOUTS	0 - 2X Last vs. Auburn 03-31-26
2 - 2X Last vs. Kennesaw State 04-07-26	FLYOUTS	0 at Clemson 03-14-26

#21 BALLARD, Carson

HIGH	STAT	LOW
3 vs. Virginia Tech 03-06-26	IP	1 - 4X Last vs. Auburn 03-31-26
12 - 2X Last at Pitt 03-21-26	BATTERS FACED	3 vs. Stony Brook 02-21-26
4 at Pitt 03-21-26	RUNS ALLOWED	0 - 6X Last vs. Auburn 03-31-26
4 at Pitt 03-21-26	EARNED RUNS ALLOWED	0 - 6X Last vs. Auburn 03-31-26
3 - 2X Last vs. Kennesaw State 04-07-26	HITS ALLOWED	0 - 3X Last vs. Auburn 03-31-26
5 vs. Virginia Tech 03-06-26	STRIKEOUTS	0 - 3X Last at Clemson 03-13-26
2 at Pitt 03-21-26	WALKS ALLOWED	0 - 3X Last at Clemson 03-13-26
1 - 3X Last vs. Virginia Tech 03-06-26	DOUBLES ALLOWED	0 - 6X Last vs. Kennesaw State 04-07-26
0 - 9X Last vs. Kennesaw State 04-07-26	TRIPLES ALLOWED	0 - 9X Last vs. Kennesaw State 04-07-26
1 at Pitt 03-21-26	HOMERS ALLOWED	0 - 8X Last vs. Kennesaw State 04-07-26
1 vs. Georgia State 02-24-26	WILD PITCHES	0 - 8X Last vs. Kennesaw State 04-07-26
1 - 2X Last at Pitt 03-21-26	HIT BATTERS	0 - 7X Last vs. Kennesaw State 04-07-26
3 at Pitt 03-21-26	GROUNDOUTS	0 - 3X Last vs. Auburn 03-31-26
3 vs. Georgia State 02-24-26	FLYOUTS	0 at Georgia Southern 02-17-26

#31 SHADEK, Justin

HIGH	STAT	LOW
4 vs. Northwestern 03-01-26	IP	0.2 at Pitt 03-22-26
17 vs. Northwestern 03-01-26	BATTERS FACED	2 at Pitt 03-22-26
3 - 3X Last at California 04-04-26	RUNS ALLOWED	0 - 4X Last vs. NC State 03-29-26
3 at California 04-04-26	EARNED RUNS ALLOWED	0 - 4X Last vs. NC State 03-29-26
3 - 3X Last at California 04-04-26	HITS ALLOWED	0 - 3X Last vs. NC State 03-29-26
7 vs. Northwestern 03-01-26	STRIKEOUTS	0 - 2X Last at Auburn 03-17-26
2 - 4X Last at California 04-04-26	WALKS ALLOWED	0 - 2X Last at Pitt 03-22-26
2 vs. Northwestern 03-01-26	DOUBLES ALLOWED	0 - 6X Last at California 04-04-26
0 - 9X Last at California 04-04-26	TRIPLES ALLOWED	0 - 9X Last at California 04-04-26
0 - 9X Last at California 04-04-26	HOMERS ALLOWED	0 - 9X Last at California 04-04-26
1 vs. Stony Brook 02-20-26	WILD PITCHES	0 - 8X Last at California 04-04-26
1 vs. Virginia Tech 03-08-26	HIT BATTERS	0 - 8X Last at California 04-04-26
2 - 2X Last vs. Northwestern 03-01-26	GROUNDOUTS	0 - 3X Last at California 04-04-26
2 - 4X Last at California 04-04-26	FLYOUTS	0 - 4X Last vs. NC State 03-29-26

PLAYER GAME HIGHS
#35 LANKIE, Jake

HIGH	STAT	LOW
3 vs. Northwestern 02-28-26	IP	0.1 - 2X Last vs. Auburn 03-31-26
12 - 2X Last at Auburn 03-17-26	BATTERS FACED	1 vs. Auburn 03-31-26
4 at Pitt 03-22-26	RUNS ALLOWED	0 - 5X Last vs. Auburn 03-31-26
4 at Pitt 03-22-26	EARNED RUNS ALLOWED	0 - 7X Last at California 04-03-26
4 at Pitt 03-22-26	HITS ALLOWED	0 vs. Auburn 03-31-26
5 vs. Stony Brook 02-20-26	STRIKEOUTS	0 - 3X Last vs. Auburn 03-31-26
1 - 2X Last at Auburn 03-17-26	WALKS ALLOWED	0 - 7X Last at California 04-03-26
1 - 3X Last at Pitt 03-22-26	DOUBLES ALLOWED	0 - 6X Last at California 04-03-26
0 - 9X Last at California 04-03-26	TRIPLES ALLOWED	0 - 9X Last at California 04-03-26
1 at Pitt 03-22-26	HOMERS ALLOWED	0 - 8X Last at California 04-03-26
0 - 9X Last at California 04-03-26	WILD PITCHES	0 - 9X Last at California 04-03-26
1 at Clemson 03-12-26	HIT BATTERS	0 - 8X Last at California 04-03-26
3 - 2X Last at Auburn 03-17-26	GROUNDOUTS	0 - 3X Last at Pitt 03-22-26
2 - 3X Last at Auburn 03-17-26	FLYOUTS	0 - 4X Last vs. Auburn 03-31-26

#49 CAMPBELL, Kayden

HIGH	STAT	LOW
2 vs. Virginia Tech 03-08-26	IP	0 vs. Georgia State 02-24-26
6 - 2X Last vs. Virginia Tech 03-08-26	BATTERS FACED	2 - 2X Last at Auburn 03-17-26
3 vs. Georgia State 02-24-26	RUNS ALLOWED	0 - 7X Last vs. Auburn 03-31-26
3 vs. Georgia State 02-24-26	EARNED RUNS ALLOWED	0 - 7X Last vs. Auburn 03-31-26
2 - 3X Last vs. Auburn 03-31-26	HITS ALLOWED	0 - 5X Last at Auburn 03-17-26
4 vs. Virginia Tech 03-08-26	STRIKEOUTS	0 - 5X Last vs. Auburn 03-31-26
2 at Clemson 03-14-26	WALKS ALLOWED	0 - 4X Last vs. Virginia Tech 03-08-26
2 vs. Stony Brook 02-20-26	DOUBLES ALLOWED	0 - 7X Last vs. Auburn 03-31-26
0 - 9X Last vs. Auburn 03-31-26	TRIPLES ALLOWED	0 - 9X Last vs. Auburn 03-31-26
0 - 9X Last vs. Auburn 03-31-26	HOMERS ALLOWED	0 - 9X Last vs. Auburn 03-31-26
0 - 9X Last vs. Auburn 03-31-26	WILD PITCHES	0 - 9X Last vs. Auburn 03-31-26
1 vs. Georgia State 02-24-26	HIT BATTERS	0 - 8X Last vs. Auburn 03-31-26
2 vs. Virginia Tech 03-06-26	GROUNDOUTS	0 - 4X Last vs. Auburn 03-31-26
2 vs. Stony Brook 02-20-26	FLYOUTS	0 - 4X Last at Auburn 03-17-26

#22 MCKEE, Tate

HIGH	STAT	LOW
7.1 vs. NC State 03-27-26	IP	3 vs. Virginia Tech 03-06-26
29 vs. NC State 03-27-26	BATTERS FACED	15 vs. Virginia Tech 03-06-26
6 at Pitt 03-20-26	RUNS ALLOWED	0 - 2X Last at California 04-02-26
6 at Pitt 03-20-26	EARNED RUNS ALLOWED	0 - 2X Last at California 04-02-26
6 - 2X Last at Pitt 03-20-26	HITS ALLOWED	1 at Clemson 03-12-26
7 at Clemson 03-12-26	STRIKEOUTS	3 - 3X Last vs. NC State 03-27-26
5 - 2X Last at Pitt 03-20-26	WALKS ALLOWED	1 - 2X Last at California 04-02-26
2 vs. Northwestern 02-27-26	DOUBLES ALLOWED	0 - 6X Last at California 04-02-26
0 - 8X Last at California 04-02-26	TRIPLES ALLOWED	0 - 8X Last at California 04-02-26
3 at Pitt 03-20-26	HOMERS ALLOWED	0 - 5X Last at California 04-02-26
2 vs. Stony Brook 02-20-26	WILD PITCHES	0 - 4X Last at California 04-02-26
1 - 3X Last at Clemson 03-12-26	HIT BATTERS	0 - 5X Last at California 04-02-26
13 vs. NC State 03-27-26	GROUNDOUTS	2 - 3X Last at Pitt 03-20-26
5 vs. NC State 03-27-26	FLYOUTS	3 - 5X Last at California 04-02-26

PLAYER GAME HIGHS
#43 ANGELAKOS, Dimitri

HIGH	STAT	LOW
5 at Georgia St. 03-03-26	IP	1 - 2X Last vs. Kennesaw State 04-07-26
17 at Georgia St. 03-03-26	BATTERS FACED	3 vs. Kennesaw State 04-07-26
4 at Auburn 03-17-26	RUNS ALLOWED	0 - 6X Last vs. Kennesaw State 04-07-26
4 at Auburn 03-17-26	EARNED RUNS ALLOWED	0 - 6X Last vs. Kennesaw State 04-07-26
5 at Auburn 03-17-26	HITS ALLOWED	0 vs. Kennesaw State 04-07-26
5 at Georgia St. 03-03-26	STRIKEOUTS	0 - 3X Last vs. Kennesaw State 04-07-26
1 - 2X Last at California 04-02-26	WALKS ALLOWED	0 - 6X Last vs. Kennesaw State 04-07-26
2 at Auburn 03-17-26	DOUBLES ALLOWED	0 - 6X Last vs. Kennesaw State 04-07-26
0 - 8X Last vs. Kennesaw State 04-07-26	TRIPLES ALLOWED	0 - 8X Last vs. Kennesaw State 04-07-26
2 at Auburn 03-17-26	HOMERS ALLOWED	0 - 7X Last vs. Kennesaw State 04-07-26
1 at California 04-02-26	WILD PITCHES	0 - 7X Last vs. Kennesaw State 04-07-26
1 - 2X Last vs. West Georgia 03-10-26	HIT BATTERS	0 - 6X Last vs. Kennesaw State 04-07-26
4 - 2X Last at Georgia St. 03-03-26	GROUNDOUTS	0 - 3X Last vs. Kennesaw State 04-07-26
6 at Georgia St. 03-03-26	FLYOUTS	1 - 2X Last at California 04-02-26

#99 BUURSEMA, Porter

HIGH	STAT	LOW
4 at California 04-03-26	IP	0 vs. Virginia Tech 03-08-26
15 at California 04-03-26	BATTERS FACED	2 vs. Virginia Tech 03-08-26
3 vs. NC State 03-28-26	RUNS ALLOWED	0 - 4X Last vs. West Georgia 03-10-26
3 vs. NC State 03-28-26	EARNED RUNS ALLOWED	0 - 5X Last at California 04-03-26
5 vs. NC State 03-28-26	HITS ALLOWED	0 - 4X Last at Pitt 03-21-26
6 at California 04-03-26	STRIKEOUTS	0 vs. Virginia Tech 03-08-26
4 vs. NC State 03-28-26	WALKS ALLOWED	1 - 4X Last at California 04-03-26
1 - 3X Last at California 04-03-26	DOUBLES ALLOWED	0 - 5X Last at Pitt 03-21-26
0 - 8X Last at California 04-03-26	TRIPLES ALLOWED	0 - 8X Last at California 04-03-26
0 - 8X Last at California 04-03-26	HOMERS ALLOWED	0 - 8X Last at California 04-03-26
1 - 2X Last at California 04-03-26	WILD PITCHES	0 - 6X Last vs. NC State 03-28-26
0 - 8X Last at California 04-03-26	HIT BATTERS	0 - 8X Last at California 04-03-26
3 at Pitt 03-21-26	GROUNDOUTS	0 - 2X Last vs. Virginia Tech 03-08-26
3 at California 04-03-26	FLYOUTS	0 - 4X Last vs. West Georgia 03-10-26

#24 BLAKELY, Jackson

HIGH	STAT	LOW
7 vs. NC State 03-29-26	IP	2 vs. Virginia Tech 03-07-26
25 vs. NC State 03-29-26	BATTERS FACED	10 vs. Virginia Tech 03-07-26
6 at Clemson 03-14-26	RUNS ALLOWED	0 - 6X Last at California 04-04-26
6 at Clemson 03-14-26	EARNED RUNS ALLOWED	0 - 6X Last at California 04-04-26
7 at Clemson 03-14-26	HITS ALLOWED	2 - 3X Last at California 04-04-26
9 vs. Georgia State 02-24-26	STRIKEOUTS	2 vs. Virginia Tech 03-07-26
2 - 2X Last at Pitt 03-22-26	WALKS ALLOWED	0 - 3X Last at California 04-04-26
3 at Clemson 03-14-26	DOUBLES ALLOWED	0 - 4X Last vs. NC State 03-29-26
0 - 7X Last at California 04-04-26	TRIPLES ALLOWED	0 - 7X Last at California 04-04-26
1 at Clemson 03-14-26	HOMERS ALLOWED	0 - 6X Last at California 04-04-26
1 - 2X Last at Clemson 03-14-26	WILD PITCHES	0 - 5X Last at California 04-04-26
3 at Clemson 03-14-26	HIT BATTERS	0 - 3X Last at California 04-04-26
7 vs. NC State 03-29-26	GROUNDOUTS	2 - 4X Last at California 04-04-26
10 vs. NC State 03-29-26	FLYOUTS	0 vs. Georgia State 02-24-26

PLAYER GAME HIGHS
#26 VICENS, James

HIGH	STAT	LOW
1 - 4X Last vs. Kennesaw State 04-07-26	IP	0 at Clemson 03-14-26
6 - 2X Last vs. Georgia State 02-24-26	BATTERS FACED	1 - 2X Last at Pitt 03-21-26
3 vs. Georgia State 02-24-26	RUNS ALLOWED	0 - 4X Last vs. Kennesaw State 04-07-26
3 vs. Georgia State 02-24-26	EARNED RUNS ALLOWED	0 - 5X Last vs. Kennesaw State 04-07-26
3 vs. Georgia State 02-24-26	HITS ALLOWED	0 - 6X Last vs. Kennesaw State 04-07-26
3 vs. Kennesaw State 04-07-26	STRIKEOUTS	0 at Clemson 03-14-26
2 - 2X Last vs. Virginia Tech 03-07-26	WALKS ALLOWED	0 - 3X Last vs. Kennesaw State 04-07-26
0 - 7X Last vs. Kennesaw State 04-07-26	DOUBLES ALLOWED	0 - 7X Last vs. Kennesaw State 04-07-26
0 - 7X Last vs. Kennesaw State 04-07-26	TRIPLES ALLOWED	0 - 7X Last vs. Kennesaw State 04-07-26
0 - 7X Last vs. Kennesaw State 04-07-26	HOMERS ALLOWED	0 - 7X Last vs. Kennesaw State 04-07-26
1 vs. Virginia Tech 03-07-26	WILD PITCHES	0 - 6X Last vs. Kennesaw State 04-07-26
0 - 7X Last vs. Kennesaw State 04-07-26	HIT BATTERS	0 - 7X Last vs. Kennesaw State 04-07-26
1 vs. Virginia Tech 03-07-26	GROUNDOUTS	0 - 6X Last vs. Kennesaw State 04-07-26
1 - 2X Last vs. Stony Brook 02-20-26	FLYOUTS	0 - 5X Last vs. Kennesaw State 04-07-26

#55 MCKELVEY, Adam

HIGH	STAT	LOW
1.1 vs. Stony Brook 02-20-26	IP	0 at Clemson 03-14-26
9 at Pitt 03-20-26	BATTERS FACED	1 at Clemson 03-14-26
3 at Pitt 03-20-26	RUNS ALLOWED	0 - 4X Last vs. West Georgia 03-10-26
3 at Pitt 03-20-26	EARNED RUNS ALLOWED	0 - 4X Last vs. West Georgia 03-10-26
2 - 2X Last at California 04-02-26	HITS ALLOWED	0 - 4X Last at Clemson 03-14-26
3 vs. Bowling Green 02-14-26	STRIKEOUTS	0 at Clemson 03-14-26
3 at Pitt 03-20-26	WALKS ALLOWED	0 - 3X Last vs. West Georgia 03-10-26
1 vs. Bowling Green 02-14-26	DOUBLES ALLOWED	0 - 6X Last at California 04-02-26
0 - 7X Last at California 04-02-26	TRIPLES ALLOWED	0 - 7X Last at California 04-02-26
1 at Pitt 03-20-26	HOMERS ALLOWED	0 - 6X Last at California 04-02-26
0 - 7X Last at California 04-02-26	WILD PITCHES	0 - 7X Last at California 04-02-26
1 at Pitt 03-20-26	HIT BATTERS	0 - 6X Last at California 04-02-26
0 - 7X Last at California 04-02-26	GROUNDOUTS	0 - 7X Last at California 04-02-26
2 - 2X Last at California 04-02-26	FLYOUTS	0 - 2X Last at Clemson 03-14-26

#0 DEE, Michael

HIGH	STAT	LOW
2 - 2X Last vs. Stony Brook 02-22-26	PLATE APPEARANCES	1 at Georgia Southern 02-17-26
2 vs. Bowling Green 02-14-26	AT BATS	1 - 2X Last vs. Stony Brook 02-22-26
1 - 2X Last vs. Stony Brook 02-22-26	HITS	0 at Georgia Southern 02-17-26
1 - 3X Last vs. Stony Brook 02-22-26	RUNS SCORED	1 - 3X Last vs. Stony Brook 02-22-26
1 vs. Stony Brook 02-22-26	RBIs	0 - 2X Last at Georgia Southern 02-17-26
0 - 3X Last vs. Stony Brook 02-22-26	DOUBLES	0 - 3X Last vs. Stony Brook 02-22-26
0 - 3X Last vs. Stony Brook 02-22-26	TRIPLES	0 - 3X Last vs. Stony Brook 02-22-26
0 - 3X Last vs. Stony Brook 02-22-26	HOMERUNS	0 - 3X Last vs. Stony Brook 02-22-26
1 - 2X Last vs. Stony Brook 02-22-26	TOTAL BASES	0 at Georgia Southern 02-17-26
1 vs. Stony Brook 02-22-26	WALKS	0 - 2X Last at Georgia Southern 02-17-26
1 - 2X Last at Georgia Southern 02-17-26	STRIKEOUTS	0 vs. Stony Brook 02-22-26
0 - 3X Last vs. Stony Brook 02-22-26	STOLEN BASES	0 - 3X Last vs. Stony Brook 02-22-26
2 vs. Stony Brook 02-20-26	PUTOUTS	0 - 5X Last vs. Kennesaw State 04-07-26
2 vs. Stony Brook 02-22-26	ASSISTS	0 - 5X Last vs. Kennesaw State 04-07-26
0 - 6X Last vs. Kennesaw State 04-07-26	ERRORS	0 - 6X Last vs. Kennesaw State 04-07-26

PLAYER GAME HIGHS

#15 UNDERWOOD, Cooper

HIGH	STAT	LOW
4 vs. Stony Brook 02-22-26	IP	0 at Clemson 03-14-26
16 vs. Bowling Green 02-14-26	BATTERS FACED	1 at Clemson 03-14-26
4 vs. Northwestern 03-01-26	RUNS ALLOWED	0 - 2X Last at Clemson 03-14-26
4 vs. Northwestern 03-01-26	EARNED RUNS ALLOWED	0 - 2X Last at Clemson 03-14-26
4 - 2X Last vs. Auburn 03-31-26	HITS ALLOWED	0 vs. Stony Brook 02-22-26
4 - 2X Last vs. Stony Brook 02-22-26	STRIKEOUTS	0 - 2X Last at Clemson 03-14-26
3 vs. Virginia Tech 03-08-26	WALKS ALLOWED	0 - 2X Last at Clemson 03-14-26
2 vs. Auburn 03-31-26	DOUBLES ALLOWED	0 - 3X Last vs. Virginia Tech 03-08-26
0 - 6X Last vs. Auburn 03-31-26	TRIPLES ALLOWED	0 - 6X Last vs. Auburn 03-31-26
1 vs. Auburn 03-31-26	HOMERS ALLOWED	0 - 5X Last at Clemson 03-14-26
0 - 6X Last vs. Auburn 03-31-26	WILD PITCHES	0 - 6X Last vs. Auburn 03-31-26
2 vs. Northwestern 03-01-26	HIT BATTERS	0 - 4X Last vs. Auburn 03-31-26
5 vs. Stony Brook 02-22-26	GROUNDOUTS	0 - 2X Last at Clemson 03-14-26
5 vs. Virginia Tech 03-08-26	FLYOUTS	0 - 2X Last at Clemson 03-14-26

#29 PATEL, Mason

HIGH	STAT	LOW
5 vs. Bowling Green 02-14-26	IP	1.1 at California 04-04-26
21 vs. Bowling Green 02-14-26	BATTERS FACED	6 - 3X Last at California 04-04-26
5 vs. Stony Brook 02-21-26	RUNS ALLOWED	0 - 4X Last at California 04-04-26
5 vs. Stony Brook 02-21-26	EARNED RUNS ALLOWED	0 - 4X Last at California 04-04-26
8 vs. Stony Brook 02-21-26	HITS ALLOWED	0 at Pitt 03-20-26
7 vs. Bowling Green 02-14-26	STRIKEOUTS	1 - 3X Last at California 04-04-26
2 vs. Bowling Green 02-14-26	WALKS ALLOWED	0 - 2X Last at California 04-04-26
3 vs. Stony Brook 02-21-26	DOUBLES ALLOWED	0 - 3X Last vs. NC State 03-27-26
0 - 6X Last at California 04-04-26	TRIPLES ALLOWED	0 - 6X Last at California 04-04-26
0 - 6X Last at California 04-04-26	HOMERS ALLOWED	0 - 6X Last at California 04-04-26
0 - 6X Last at California 04-04-26	WILD PITCHES	0 - 6X Last at California 04-04-26
0 - 6X Last at California 04-04-26	HIT BATTERS	0 - 6X Last at California 04-04-26
3 at Clemson 03-13-26	GROUNDOUTS	1 - 3X Last vs. NC State 03-27-26
5 - 2X Last vs. Stony Brook 02-21-26	FLYOUTS	0 at Clemson 03-13-26

#5 STEPHENSON, Dominic

HIGH	STAT	LOW
2 - 2X Last vs. Stony Brook 02-22-26	PLATE APPEARANCES	1 - 2X Last vs. Virginia Tech 03-06-26
2 vs. Stony Brook 02-22-26	AT BATS	0 vs. Virginia Tech 03-06-26
2 vs. Stony Brook 02-22-26	HITS	0 - 3X Last vs. Virginia Tech 03-06-26
1 - 2X Last vs. Stony Brook 02-22-26	RUNS SCORED	0 - 2X Last vs. Virginia Tech 03-06-26
3 vs. Stony Brook 02-22-26	RBI's	0 - 3X Last vs. Virginia Tech 03-06-26
0 - 4X Last vs. Virginia Tech 03-06-26	DOUBLES	0 - 4X Last vs. Virginia Tech 03-06-26
1 vs. Stony Brook 02-22-26	TRIPLES	0 - 3X Last vs. Virginia Tech 03-06-26
0 - 4X Last vs. Virginia Tech 03-06-26	HOMERUNS	0 - 4X Last vs. Virginia Tech 03-06-26
4 vs. Stony Brook 02-22-26	TOTAL BASES	0 - 3X Last vs. Virginia Tech 03-06-26
1 vs. Virginia Tech 03-06-26	WALKS	0 - 3X Last vs. Stony Brook 02-22-26
1 - 2X Last at Georgia Southern 02-17-26	STRIKEOUTS	0 - 2X Last vs. Virginia Tech 03-06-26
0 - 4X Last vs. Virginia Tech 03-06-26	STOLEN BASES	0 - 4X Last vs. Virginia Tech 03-06-26
3 - 2X Last at Georgia Southern 02-17-26	PUTOUTS	0 vs. Virginia Tech 03-06-26
0 - 4X Last vs. Virginia Tech 03-06-26	ASSISTS	0 - 4X Last vs. Virginia Tech 03-06-26
0 - 4X Last vs. Virginia Tech 03-06-26	ERRORS	0 - 4X Last vs. Virginia Tech 03-06-26


#41 HARTWELL, Judson

HIGH	STAT	LOW
2 - 2X Last vs. Stony Brook 02-22-26	PLATE APPEARANCES	1 at Georgia Southern 02-17-26
2 vs. Stony Brook 02-22-26	AT BATS	1 - 2X Last at Georgia Southern 02-17-26
1 - 2X Last at Georgia Southern 02-17-26	HITS	0 vs. Stony Brook 02-22-26
2 vs. Bowling Green 02-14-26	RUNS SCORED	0 - 2X Last vs. Stony Brook 02-22-26
1 at Georgia Southern 02-17-26	RBI's	0 - 2X Last vs. Stony Brook 02-22-26
0 - 3X Last vs. Stony Brook 02-22-26	DOUBLES	0 - 3X Last vs. Stony Brook 02-22-26
0 - 3X Last vs. Stony Brook 02-22-26	TRIPLES	0 - 3X Last vs. Stony Brook 02-22-26
0 - 3X Last vs. Stony Brook 02-22-26	HOMERUNS	0 - 3X Last vs. Stony Brook 02-22-26
1 - 2X Last at Georgia Southern 02-17-26	TOTAL BASES	0 vs. Stony Brook 02-22-26
1 vs. Bowling Green 02-14-26	WALKS	0 - 2X Last vs. Stony Brook 02-22-26
0 - 3X Last vs. Stony Brook 02-22-26	STRIKEOUTS	0 - 3X Last vs. Stony Brook 02-22-26
0 - 3X Last vs. Stony Brook 02-22-26	STOLEN BASES	0 - 3X Last vs. Stony Brook 02-22-26
1 vs. Bowling Green 02-14-26	PUTOUTS	0 - 3X Last at California 04-02-26
0 - 4X Last at California 04-02-26	ASSISTS	0 - 4X Last at California 04-02-26
0 - 4X Last at California 04-02-26	ERRORS	0 - 4X Last at California 04-02-26

PLAYER GAME HIGHS

#39 NEISES, Tyler		
HIGH	STAT	LOW
3 vs. Bowling Green 02-14-26	PLATE APPEARANCES	1 at Georgia Southern 02-17-26
2 vs. Bowling Green 02-14-26	AT BATS	1 at Georgia Southern 02-17-26
1 - 2X Last at Georgia Southern 02-17-26	HITS	1 - 2X Last at Georgia Southern 02-17-26
2 vs. Bowling Green 02-14-26	RUNS SCORED	0 at Georgia Southern 02-17-26
0 - 2X Last at Georgia Southern 02-17-26	RBIs	0 - 2X Last at Georgia Southern 02-17-26
0 - 2X Last at Georgia Southern 02-17-26	DOUBLES	0 - 2X Last at Georgia Southern 02-17-26
0 - 2X Last at Georgia Southern 02-17-26	TRIPLES	0 - 2X Last at Georgia Southern 02-17-26
0 - 2X Last at Georgia Southern 02-17-26	HOMERUNS	0 - 2X Last at Georgia Southern 02-17-26
1 - 2X Last at Georgia Southern 02-17-26	TOTAL BASES	1 - 2X Last at Georgia Southern 02-17-26
1 vs. Bowling Green 02-14-26	WALKS	0 at Georgia Southern 02-17-26
1 vs. Bowling Green 02-14-26	STRIKEOUTS	0 at Georgia Southern 02-17-26
0 - 2X Last at Georgia Southern 02-17-26	STOLEN BASES	0 - 2X Last at Georgia Southern 02-17-26
2 at Georgia Southern 02-17-26	PUTOUTS	0 - 2X Last vs. Virginia Tech 03-06-26
0 - 3X Last vs. Virginia Tech 03-06-26	ASSISTS	0 - 3X Last vs. Virginia Tech 03-06-26
0 - 3X Last vs. Virginia Tech 03-06-26	ERRORS	0 - 3X Last vs. Virginia Tech 03-06-26

TV/RADIO ROSTER


#0
MICHAEL DEE

 INF • R/R • 6-2 • 174 • Fr.
Stone Mountain, Ga. (St. Pius X)


#1
PARKER BROSIOUS


 OF • R/L • 6-1 • 200 • Sr.
Suwanee, Ga. (Lambert HS)

#2
JARREN ADVINCULA

 INF • L/R • 6-2 • 195 • Jr.
Santa Clara, Calif. (Cal)

#3
CARSON KERCE

 INF • R/R • 5-11 • 200 • Jr.
Marietta, Ga. (Pope HS)

#4
ALEX HERNANDEZ

 RHP/UTL • R/R • 6-2 • 210 • So.
Cumming, Ga. (Forsyth Central)

#5
DOMINIC STEPHENSON

 C/OF • R/R • 6-0 • 208 • Fr.
Marietta, Ga. (Harrison HS)

#6
CALEB DANIEL

 OF • L/R • 6-0 • 188 • So.
Cartersville, Ga. (Cartersville HS)

#7
WILL BAKER

 INF • L/R • 6-0 • 197 • So.
Upper Coomera, Queensland, Australia

#8
DREW BURRESS

 OF • R/R • 5-9 • 185 • Jr.
Houston County, Ga. (Houston Co. HS)


#9
COLEMAN LEWIS


 OF • L/R • 6-1 • 220 • Fr.
Lake Park, Ga. (Lowndes HS)


#10
KENT SCHMIDT


 INF • L/R • 6-0 • 225 • Jr.
Marietta, Ga. (Georgia Southern)


#11
RYAN ZUCKERMAN


 INF • R/R • 6-4 • 230 • Jr.
Yardley, Pa. (Pitt)

#14
CADE BROWN

 OF/INF • R/R • 6-1 • 210 • So.
Lilburn, Ga. (Georgia)

#15
COOPER UNDERWOOD

 LHP • L/L • 6-1 • 190 • Fr.
Acworth, Ga. (Allatoona HS)

#16
CHARLIE WILLCOX

 RHP • S/R • 6-3 • 218 • Fr.
Santa Rosa Beach, Fla. (South Walton HS)

#18
CADEN GAUDETTE

 RHP • R/R • 6-0 • 207 • R-Jr.
Alpharetta, Ga. (Milton HS)

#19
NATHANAEL COUPET

 C/INF • R/R • 6-0 • 218 • R-So.
Boynton Beach, Fl. (North Broward Prep)

#20
CADEN SPIVEY

 RHP • R/R • 6-2 • 193 • Sr.
Vidalia, Ga. (Notre Dame)


#21
CARSON BALLARD

 RHP • R/R • 6-1 • 195 • R-Jr.
Alpharetta, Ga. (Wesleyan HS)

#22
TATE MCKEE

 RHP • R/R • 6-3 • 210 • Jr.
Kennesaw, Ga. (Mount Paran Christian)

#24
JACKSON BLAKELY


 RHP • R/R • 6-0 • 220 • So.
Thomaston Ga. (Upton-Lee HS)

#25
VAHN LACKEY

 C/INF • R/R • 6-2 • 215 • Jr.
Suwanee, Ga. (Collins Hill HS)

#26
JAMIE VICENS


 RHP • R/R • 6-5 • 202 • Fr.
Atlanta, Ga. (Marist School)

#29
MASON PATEL

 RHP • R/R • 6-1 • 208 • Gr.
Knoxville, Tenn. (Georgia State)

#31
JUSTIN SHADEK

 RHP • R/R • 6-6 • 235 • R-So.
Kinnelon, N.J. (Rutgers)

#32
BRETT BARFIELD

 LHP • L/L • 6-1 • 215 • Sr.
Cumming, Ga. (Florida St.)

#34
DREW ROGERS

 C • R/R • 6-1 • 220 • So.
Tempe, Ariz. (Hamilton HS)


#35
JAKE LANKIE


 RHP • R/R • 6-2 • 191 • R-So.
Alpharetta, Ga. (Georgia)

#37
DYLAN LOY

 LHP • L/L • 6-0 • 208 • Jr.
Pigeon Forge, Tenn. (Tennessee)

#39
TYLER NEISES

 OF • L/R • 6-3 • 225 • Jr.
Dalton, Ga. (Dalton HS)

#41
JUDSON HARTWELL

 INF • R/R • 6-3 • 215 • Fr.
Watkinsville, Ga. (Prince Ave. Christian)

#43
DIMITRI ANGELAKOS

 RHP • R/R • 6-1 • 214 • R-Fr.
Woodstock, Ga. (Etowah HS)

#49
KAYDEN CAMPBELL

 LHP • R/L • 6-2 • 205 • Jr.
Cincinnati, Ohio (Louisville)

#54
RILEY HASENSTAB

 RHP • R/R • 6-2 • 218 • R-Fr.
Duluth, Ga. (Duluth HS)

#55
ADAM MCKELVEY

 LHP • L/L • 6-3 • 229 • So.
Roswell, Ga. (Roswell HS)

#99
PORTER BUURSEMA

 RHP • R/R • 6-1 • 198 • Jr.
Woodstock, Ga. (Georgia Southern)

#13
JAMES RAMSEY

 Head Coach (1st Season)
8th year at Tech

#77
MATT TAYLOR


 Pitching Coach/Recruiting Coord.
3rd Season


#27
SCOTT STRICKLIN

 Assistant Coach (1st Season)
7th Year at Tech

#48
JOSH SCHULMAN

Assistant Coach (2nd Season)


#3
JASON RICHMAN

 Director of Pitching
3rd Season

#1
TREY YUNGER

 Director of Operations
1st Season