



# 2026 KENNESAW STATE BASEBALL

2022 ATLANTIC SUN CHAMPIONS | 2014 TALLAHASSEE REGIONAL CHAMPIONS | 1996 DII NATIONAL CHAMPIONS | 1994 NAIA NATIONAL CHAMPIONS  
75 MLB FIRST-YEAR PLAYER DRAFTEDS | SEVEN ALL-AMERICANS | FIVE CONFERENCE TOURNAMENT TITLES | SIX CONFERENCE REGULAR SEASON TITLES



## GAME 29



### KENNESAW STATE AT #3 GEORGIA TECH

APRIL 7, 2026 / ATLANTA, GA.

MAC NEESE BALLPARK AT RUSS CHANDLER STADIUM (3,194)

TV: AGC NETWORK EXTRA

Play-by-Play: Nick Klos, Analyst: Kyle Wren

### OWLS

Record	15-13
CUSA Record	6-6
RPI	62
Head Coach	Ryan Coe
Record at KSU (Years)	139-121 (5th)
Career Record (Years)	139-121 (5th)

### YELLOW JACKETS

Record	26-5
ACC Record	12-3
RPI	7
Head Coach	James Ramsey
Record at GT (Years)	26-5 (1st)
Career Record (Years)	26-5 (1st)

### SERIES HISTORY

Overall: 37th meeting on Thursday (Kennesaw State trails, 9-27)

In Kennesaw: 5-9 | In Atlanta: 4-18

Current Streak: L3

Last Meeting: March 25, 2025 (Georgia Tech won, 15-4)

Series Notes: Kennesaw State and Georgia Tech meet for the 37th time since the Owls joined the Division I ranks in 2006. The Black and Gold are seeking their first win over the Yellow Jackets since May 10, 2023 (6-5) and their first win on the Flats since April 30, 2021 (5-1).

### PROBABLE STARTING PITCHING MATCHUPS

TUESDAY	W-L	ERA	G/GS	IP	H	R	ER	BB	SO
KSU - Nate Helman (R-Jr., RHP)	1-0	5.25	7/0	12.0	7	7	7	10	19
GT - Charlie Wilcox (Fr., RHP)	0-0	7.15	8/0	11.1	15	11	9	5	12

## 2026 SCHEDULE

OPPONENT TV TIME (ET)/RESULT

### FEBRUARY (4-5)

13	EVANSVILLE	ESPN+	W, 7-13
14	MARSHALL	ESPN+	W, 10-9
17	WEST GEORGIA	ESPN+	W, 9-4
20	at #12 Florida	SEC Network+	L, 3-9
21	at #12 Florida	SEC Network+	L, 0-11 (7)
22	at #12 Florida	SEC Network+	L, 9-12
24	at Georgia Southern	ESPN+	W, 7-5
27	#20 WEST VIRGINIA	ESPN+	L, 4-12
28	#20 WEST VIRGINIA	ESPN+	L, 1-9

### MARCH (10-6)

1	#20 WEST VIRGINIA	ESPN+	W, 7-6
3	#8 GEORGIA	ESPN+	L, 1-11 (8)
6	SAMFORD	ESPN+	W, 8-3
7	SAMFORD	ESPN+	W, 9-8
13	at Middle Tennessee*	ESPN+	W, 6-1
14	at Middle Tennessee*	ESPN+	L, 2-13 (7)
15	at Middle Tennessee*	ESPN+	L, 3-4
17	GEORGIA SOUTHERN	ESPN+	W, 16-6 (7)
20	LIBERTY*	ESPN+	L, 0-2 (10)
21	LIBERTY*	ESPN+	L, 5-11
22	LIBERTY*	ESPN+	W, 4-3
24	at #4 Georgia	SEC Network+	W, 10-7
27	at Delaware*	ESPN+	W, 8-1
28	at Delaware*	ESPN+	W, 5-1
29	at Delaware*	ESPN+	W, 13-11
31	at Mercer	ESPN+	L, 4-14 (7)

### APRIL (1-2)

2	DALLAS BAPTIST*	ESPN+	L, 5-10
3	DALLAS BAPTIST*	ESPN+	L, 5-7
4	DALLAS BAPTIST*	ESPN+	W, 5-4
7	at #3 Georgia Tech	ACC Network Extra	6 p.m.
10	at FIU*	ESPN+	6 p.m.
11	at FIU*	ESPN+	3 p.m.
12	at FIU*	ESPN+	12 p.m.
14	MERCER	ESPN+	6 p.m.
17	LOUISIANA TECH*	ESPN+	6 p.m.
18	LOUISIANA TECH*	ESPN+	4 p.m.
19	LOUISIANA TECH*	ESPN+	1 p.m.
21	at West Georgia		4 p.m.
24	at Western Kentucky*	ESPN+	7 p.m.
25	at Western Kentucky*	ESPN+	5 p.m.
26	at Western Kentucky*		2 p.m.
28	GEORGIA TECH*	ESPN+	6 p.m.

### MAY

1	SAM HOUSTON*	ESPN+	6 p.m.
2	SAM HOUSTON*	ESPN+	4 p.m.
3	SAM HOUSTON*	ESPN+	1 p.m.
5	GEORGIA STATE	ESPN+	6 p.m.
8	at Jacksonville State*	ESPN+	7 p.m.
9	at Jacksonville State*	ESPN+	7 p.m.
10	at Jacksonville State*	ESPN+	2 p.m.
14	MISSOURI STATE*	ESPN+	6 p.m.
15	MISSOURI STATE*	ESPN+	6 p.m.
16	MISSOURI STATE*	ESPN+	1 p.m.
20-24 CUSA Tournament <sup>1</sup>		ESPN+/CBS Sports Network	

(1) - Mickey Dunn Stadium at Henssler Financial Field - Kennesaw, Ga.

\* Conference USA game

BOLD indicates home game

Rankings reflect the opponent's highest ranking among the major polls

FOLLOW THE OWLS

@KSUOWLSBASEBALL

@KSUOWLSBASEBALL

KSUOWLS.COM



KENNESAW STATE		GEORGIA TECH	
<b>2026 STATS</b>		<b>2026 STATS</b>	
.272	<b>Season Average</b>	.358	
6.1	<b>Runs / Game</b>	11.4	
9.1	<b>Hits / Game</b>	12.4	
58	<b>Doubles</b>	82	
4	<b>Triples</b>	9	
29	<b>Home Runs</b>	65	
159	<b>Runs Batted In</b>	328	
116/258	<b>Walks / Strikeouts</b>	218/244	
31-41	<b>Stolen Bases</b>	26-31	
238.0	<b>Innings Pitched</b>	255.0	
6.39	<b>ERA</b>	4.20	
7.0	<b>Runs Allowed / Game</b>	4.3	
9.3	<b>Hits Allowed / Game</b>	7.5	
144/225	<b>Walks / Strikeouts</b>	126/286	
.968	<b>Fielding Percentage</b>	.975	
32	<b>Errors</b>	26	
26	<b>Double Plays</b>	15	

KENNESAW STATE		GEORGIA TECH	
<b>2026 STATS</b>		<b>2026 STATS</b>	
Williams .362	<b>Season Average</b>	Advincula .422	
Williams 25	<b>Runs</b>	Lackey 44	
Williams 38	<b>Hits</b>	Advincula 54	
Chirello 9	<b>Doubles</b>	Kerce 17	
Four Players 1	<b>Triples</b>	Advincula & Burruss 2	
Chirello 7	<b>Home Runs</b>	Lackey & Zuckerman 11	
Three Players 23	<b>Runs Batted In</b>	Lackey & Zuckerman 39	
Lyons 17	<b>Walks</b>	Lackey 26	
Williams 12	<b>Stolen Bases</b>	Lackey 7	
Williams .455	<b>On Base %</b>	Lackey .529	
Chirello .633	<b>Slugging %</b>	Lackey .811	
McMullen 35.1	<b>Innings Pitched</b>	McKee 37.2	
Powell 14	<b>Appearances</b>	Gaudette 12	
Powell 1.97	<b>ERA (Reliever)</b>	Barfield 1.86	
Powell 5	<b>Wins</b>	McKee 5	
Powell 4	<b>Saves</b>	Patel 2	
Powell 34	<b>Strikeouts</b>	McKee 38	

## ABOUT GEORGIA TECH

- Georgia Tech enters Tuesday with a 26-5 overall mark and is ranked third in all of the major polls.
- Led by first-year head coach James Ramsey, the Yellow Jackets are one of the nation's best teams, ranking in the top 10 of numerous offensive and defensive categories.
- The Ramblin' Wreck bring an eight-game winning streak into Tuesday's tilt and have not lost a home midweek contest since Feb. 24, when Georgia State pulled off a 9-4 upset.

## QUICK FACTS

### UNIVERSITY INFORMATION

Location	Kennesaw, Ga.
Founded	1963
Enrollment	51,375
Conference	Conference USA
Colors	Black and Gold
Nickname	Owls
President	Dr. Kathy Schwaig (Sh-WHY-g)
Director of Athletics	Milton Overton
Sport Administrator	Brad Ledford
Venue (Capacity)	Mickey Dunn Stadium (1,864)

### COACHING STAFF

Head Coach	Ryan Coe
Alma Mater	Kennesaw State, 1995
Record at KSU	139-121 (Fifth Season)
Overall Record	139-121 (Fifth Season)
Assistant Coach/Pitching	Matthew Passauer (Fifth Season)
Assistant Coach/Hitting	Brad Tyler (Fourth Season)
Assistant Coach	Dax Norris (First Season)

### TEAM INFORMATION

2025 Record	31-27
2025 CUSA Record/Finish	17-9/3 <sup>RD</sup>
2025 H/A/N Record	17-9/12-16/2-2
Position Players Returning	11
Pitchers Returning	11

### PROGRAM HISTORY

All-Time Record	1,436-956-2 (.600)
Division I Record	587-536 (.523)
CUSA Record	23-15 (.605)
CUSA Tournament Record	2-2 (.500)
NCAA D-I Regional Appearances	2 (2014, 22)
NCAA D-II Regional Appearances	9 (1996-2003, 05)
NCAA D-II World Series Appearances	5 (1996-99, 03)
NCAA D-II National Championships	1 (1996)

### COMMUNICATIONS

Baseball Contact	Grant Foree
Cell	(205) 777-8055
E-mail	gforee@kennesaw.edu
Website	www.KSUOwls.com
X	@ksuowlsbaseball
Instagram	@ksuowlsbaseball
Facebook	Kennesaw State Baseball

## BATTLE TESTED

- Kennesaw State is one of the most battle-tested teams in the nation, having played eight games against ranked opponents.
- The Owls currently own the 41st-toughest overall schedule in the country and the 18th-ranked non-conference SoS.
- KSU is the only CUSA team that played two weekend series against Power Four competition (at No. 12 Florida, vs. No. 20 West Virginia).

• The Owls are one of three CUSA teams with multiple Quad 1 wins this season (2), trailing Liberty (6) and Missouri State (4). KSU is seeking its third Q1 win in its ninth opportunity on the year.

• At the midpoint of the season, Kennesaw State has faced three projected regional hosts, per D1Baseball.com (UF, UGA, WVU) and still has two games against projected national seed Georgia Tech on the schedule.

• Additionally, the Black and Gold face three projected regional participants in Jax State, Mercer and Missouri State.

## CHIRELLO'S BREAKOUT YEAR

- Infielder Jackson Chirello has emerged as one of the most consistent bats in Conference USA, putting together a true breakout campaign in his senior season.
- After showing flashes of production throughout his career, Chirello has taken a major step forward in 2026, elevating his power and consistency at the plate to become a centerpiece of the KSU offense.

Category	Best (Yr.)	2026
Batting Average	.290 ('24)	.339
Hits	49 ('24)	37
Runs	37 ('23)	24
Doubles	15 ('23)	9
Home Runs	5 ('23, '25)	7
RBI	32 ('24)	23
Slugging %	.466 ('23)	.633
On-base %	.425 ('24)	.405

• He sits among CUSA's top hitters in a handful of statistics, including: slugging percentage (fourth), OPS (eighth), doubles (12th) and hits (14th)

## RELIABLE BACKSTOPS

- Kennesaw State's everyday catching duo of James McGee and Aaron Posey have quietly put together strong starts to the 2026 campaign.
- Posey carries a .288 batting average (17-for-59) into the weekend, lacing seven doubles and three homers on the year to post a .559 slugging percentage.
- The Wexford, Pa., native entered the 2026 campaign with three career homers, already doubling his career total in just 20 games played this season.

• McGee's sophomore campaign is off to a nice start, as the McDonough, Ga., native is hitting .304 (24-for-79) with seven doubles and five home runs in 27 appearances. McGee has driven in a team-high 23 runs and scored 17.

• Defensively, the duo has been effective in controlling the running game, allowing 17 stolen bases in 27 attempts (.623). McGee leads the way with eight caught stealings, including two games with multiple runners thrown out, while Posey threw out his first two base-stealers of the season on March 21 against Liberty.

## DEATH, TAXES AND DANIEL POWELL

• After being named to the NCBWA Stopper of the Year Preseason Watch List, right-hander Daniel Powell has lived up to the lofty expectations early in the 2026 season.

• In a team-high 14 appearances out of the bullpen, Powell owns a 1.978 ERA, the 32nd-best mark among qualified Division I pitchers and the third-best ERA in Conference USA.

• Much of Powell's success has come from limiting baserunners, as he holds a 1.03 WHIP (No. 56 in D1/No. 6 in CUSA) and a .176 batting average against, the top mark among CUSA relievers.

• Powell's 34 strikeouts lead Conference USA relief pitchers.

• He also leads all CUSA relievers with a 5-1 record and is one of three pitchers in the league with four wins. His four saves are the second-most in CUSA.

• The Roswell, Ga., native has excelled at stranding inherited runners, allowing just three of 15 inherited runners to score.

• Powell's dominant start also earned him a spot on the College Baseball Foundation's National Pitcher of the Year Award Watch List, becoming the first Owl to receive the recognition since 2013.

## SETTING THE TABLE

- The Owls have seen their leadoff hitter reach base 93 times in 240 innings, a 38.8% clip.
- Trenton Lyons has been the most effective table-setter, reaching base 16 times in 36 opportunities (.444), while James McGee ranks second on the team with a 13-for-20 mark in leadoff situations.

## LATE-INNING OFFENSE

- Kennesaw State's offense has come to life in the late innings of contests in 2026, scoring 73 of its 170 runs in the seventh, eighth and ninth innings.
- The eighth inning has been particularly productive for the Owls, accounting for 35 runs (20.6%) on the year. The seventh inning ranks as KSU's third-highest scoring frame with 26 runs, trailing only the eighth and first innings (27).

• KSU has added 12 runs in the ninth inning this season.

CONFERENCE USA STANDINGS			
Team	CUSA	Overall	GB
1. Jax State	12-0	27-6	--
2. Missouri State	9-3	21-9	3.0
Liberty	9-3	22-9	3.0
3. Dallas Baptist	8-4	18-14	4.0
4. <b>Kennesaw State</b>	<b>6-6</b>	<b>15-13</b>	<b>6.0</b>
Louisiana Tech	6-6	17-16	6.0
New Mexico State	6-6	14-16	6.0
5. Middle Tennessee	5-7	16-16	7.0
6. Sam Houston	4-8	14-17	8.0
Western Kentucky	4-8	16-16	8.0
7. FIU	2-10	10-22	10.0
8. Delaware	1-11	10-22	11.0

## TOP 9 TEAMS ADVANCE TO 2026 CUSA BASEBALL CHAMPIONSHIP

## CONFERENCE USA PRESEASON POLL

Team	First-Place Votes	Points
1. Dallas Baptist	9	141
2. Louisiana Tech	1	111
3. <b>Kennesaw State</b>		<b>108</b>
4. Jax State	1	102
5. Western Kentucky		97
6. Missouri State		90
7. Liberty		85
8. FIU		56
9. New Mexico State	1	45
10. Middle Tennessee		38
11. Delaware		37
12. Sam Houston		26

## WHEN REFERENCING TO THE OWLS...

PLEASE USE:	KENNESAW STATE UNIVERSITY
	KENNESAW STATE KENNESAW STATE OWLS KSU OWLS THE OWLS BLACK AND GOLD THE SAW
DO NOT USE:	KENNESAW KENNESAW UNIVERSITY UNIVERSITY OF KENNESAW K-STATE K STATE K. STATE GOLDEN OWLS FIGHTING OWLS KENN KENN. STATE KENN ST

• The late-game offensive success has helped the Owls rally for six wins when trailing after six innings, including a come-from-behind 5-4 victory over Dallas Baptist on Saturday.

### OFFENSIVE IMPROVEMENT

• KSU's offense has taken a noticeable step forward in 2026, producing more consistently across the lineup compared to the same point last season.

• Below is a comparison of the Kennesaw State offensive statistics through 28 games in 2025 vs. through 28 games in 2026.

Category	2025	2026
Batting Average	.264	.272
Runs	146	170
Doubles	46	58
Home Runs	22	29
RBI	131	160
Total Bases	371	407
Slugging %	.390	.436
Wins	11	15

### CASHING IN OPPORTUNITIES

• Kennesaw State has done a nice job of capitalizing on prime scoring chances, driving in 48 runs in 73 opportunities with a runner on third base and less than two outs, a 65.8% success rate.

• The Owls have also delivered in two-out situations, totaling 60 two-out RBIs on the season. Jackson Chirello leads the team with 10 two-out runs driven in.

### MILESTONE WATCH

• Chirello hit the 49th double of his career on March 31 at Mercer, ranking fourth in Kennesaw State's Division I history.

• The Division I-era career record for doubles is 57, set by Donovan Cash (2022-25), while the all-time program mark of 69 doubles was set by Clint Watters (2001-04).

• Chris Cole enters Tuesday with 51 career stolen bases, ranking third on KSU's Division I career list and fifth on the all-time leaderboard.

• The Dallas, Ga., native needs five steals to move into second place on the D-I leaderboard and needs two steals to take fourth place on the all-time list. KSU's career stolen base record, both all-time and in the Division I era, is 67.

• Cole also carried a .452 career on-base percentage into 2026, ranking fourth in KSU's Division I era and just two points shy of the program's D-I record (.454).

### FANTASTIC FRESHMEN

• KSU's freshman class is among the highest-rated in program history, earning a No. 45 national ranking by Perfect Game USA.

• The No. 45 ranking is the highest among all Conference USA programs, with DBU's No. 57-ranked class coming in second.

• A total of 10 freshman join the Owls for the 2026 season, including Georgia natives Josh Gibbs, Davis Harper, Jin Kasuya, Grayson McCollum, Avery Shiflett, Hunter Stonecipher, Sam Summerlin and Avery Wilson. Nolan Bethel (Loudon, Tenn.) and Jayden Summerville (Orlando, Fla.) round out the freshman class.

### NEW HOME

• After playing the entirety of the 2025 campaign at S. Walter Kelly Field on KSU's Marietta campus, the Owls return to Kennesaw as their permanent home.

• The 2026 season marks the inaugural season for Kennesaw State at Mickey Dunn Stadium at Henssler Financial Field.

• The 1,864-seat ballpark is located on the site of the program's former home, Stillwell Stadium, reconnecting the Owls with their historic roots in Kennesaw.

• With the expanded seating options, the Owls saw a program-record crowd of 1,864 fans walk through the gates of Mickey Dunn Stadium at Henssler Financial Field on Tuesday, March 3, when KSU hosted No. 8 Georgia.

• The \$12.3 million renovation features a turf playing surface, a video board, hospitality areas, chair-back seating sections and upgraded concession and restroom facilities, enhancing the experience for players, coaches and fans.

• As one of the premier mid-major college baseball venues, Mickey Dunn Stadium positions Kennesaw State to host future NCAA Regional and Super Regional tournaments, showcasing the program on a national stage.

### FAMILIAR FACES IN NEW ROLES

• Several former KSU student-athletes remain with the program, now serving in various coaching and support staff roles.

• KSU Hall of Fame catcher and former All-American Ryan Coe enters his fifth season at the helm of the program, after taking the reigns from legendary skipper Mike Sansing. Coe played for Sansing from 1992-95 and later served on his coaching staff from 1997-2009.

• Former standout outfielder Terence Norman enters his sixth season on staff and his fourth season as the Director of Baseball Operations, overseeing the program's day-to-day operations and serving as a key liaison between the coaching staff and student-athletes.

• Jackson Abernathy, Nate Anderson and Wade Richardson transitioned directly into support staff roles following the conclusion of their playing careers in Black and Gold. Abernathy, a former right-handed pitcher, serves as the Director of Analytics, while Anderson, a former All-Conference USA outfielder, serves as the Director of Offensive Development. Richardson, now in his second year on staff, serves as the Director of Player Development.

### D1Baseball.com Rankings - Week 9

Team	Record	Last Wk
1. UCLA	29-2	1
2. Texas	26-5	2
3. Georgia Tech	26-5	3
4. Georgia	27-6	5
5. Florida State	24-7	7
6. North Carolina	27-5	6
7. Oregon State	24-6	9
8. Alabama	25-8	16
9. Mississippi State	25-7	5
10. Southern Miss	23-9	8
11. Coastal Carolina	23-8	14
12. UCF	20-9	23
13. Virginia	24-9	10
14. USC	27-6	12
15. Auburn	22-9	18
16. Oklahoma	21-10	11
17. West Virginia	21-7	13
18. Texas A&M	25-6	20
19. Nebraska	26-6	19
20. Arizona State	23-9	25
21. Oregon	24-8	15
22. Arkansas	20-13	17
23. Boston College	22-11	22
24. LSU	22-11	NR
25. Ole Miss	22-11	NR

### 11Point7 Mid-Major Power Rankings - Week 9

Team	Record	Last Wk
1. Coastal Carolina	23-8	1
2. Southern Miss	23-9	2
3. UTSA	22-10	3
4. Missouri State	21-9	8
5. Jax State	27-6	6
6. UC Santa Barbara	19-10	13
7. USF	24-8	6
8. Dallas Baptist	18-14	7
9. California Baptist	26-6	9
10. Kent State	22-7	11
11. East Carolina	20-12-1	15
12. Mercer	24-8	12
13. Liberty	22-9	16
14. Cal Poly	17-13	4
15. Texas State	21-10	14
16. UAB	22-10	18
17. High Point	21-10	20
18. Campbell	21-10	23
19. Arkansas State	19-12	10
20. South Alabama	19-13	19
21. Charlotte	18-13	17
22. Southeast Missouri	22-10	22
23. Miami (OH)	20-10	NR
24. Wright State	14-14	NR
25. Southeastern Louisiana	19-13	NR



## THE STREAK

• Kennesaw State pitcher Braden Osbolt was selected 174th overall in the 6th round of the 2025 Major League Baseball First Year Player Draft by the Cincinnati Reds.

• Osbolt's selection marks the 17th-consecutive year an Owl heard his name called, not counting the 2020 MLB Draft that was shortened to just five rounds amid the COVID-19 pandemic.

## THE ROAD ENDS HERE

• Kennesaw State will host the Conference USA Baseball Championship from May 20-24 at Mickey Dunn Stadium at Henssler Financial Field.

• The top nine teams in the CUSA standings following the regular season will come to Kennesaw to play a two-game pool play style tournament with a single-elimination semifinal round and championship game.

• The event marks KSU's first time hosting the CUSA Baseball Championship and the first postseason baseball played in Kennesaw since 2002, when the Owls hosted the NCAA Division II South Atlantic Regional.

## CONFERENCE USA HITTERS OF THE WEEK

Date	Name	School
F16	Ryan Franden, R-Jr., INF	Sam Houston
F23	Trey Hawsey, So., INF	LA Tech
M2	Caleb Johnson, Sr., INF	Jax State
M9	Grayson Ashe, R-Jr., C	Jax State
M16	Jake Bennett, Sr., C/OF	DBU
M23	Brant Kragel, Sr., 1B	Missouri State
M30	Layne Akers, R-Fr., UTL	MTSU
A6	Caden Bogenpohl, Jr., OF	Missouri State
A13		
A20		
A27		
M4		
M11		
M18		

## CONFERENCE USA PITCHERS OF THE WEEK

Date	Name	School
F16	Ben Blair, Jr., RHP	Liberty
F23	Steven Cash, Sr., LHP	Jax State
M2	Ben Blair, Jr., RHP	Liberty
M9	Beau Bryans, Sr., RHP	Jax State
M16	Declan Dahl, Jr., RHP	Louisiana Tech
M23	Ben Blair, Jr., RHP	Liberty
M30	Ryan Peterson, Jr., RHP	Sam Houston
A6	Jason Schaaf, Sr., RHP	Missouri State
A13		
A20		
A27		
M4		
M11		
M18		

## PRESEASON ALL-CONFERENCE USA TEAM

C.	Grayson Ashe, Jax State
INF.	Keaton Grady, DBU
INF.	Chayton Krauss, DBU
INF.	Tanner Marsh, Liberty
INF.	Kyle Hayes, Western Kentucky
OF.	Cole Cleveland, FIU
OF.	Andrew Ildefonso, FIU
OF.	Caden Bogenpohl, Missouri State
DH.	Jake Bennett, DBU
DH.	Steve Solorzano, New Mexico State
UTL.	Max Knight, Missouri State
SP.	Ryan Borberg, DBU
SP.	Steven Cash, Jax State
SP.	Ben Blair, Liberty
SP.	Drew Horn, Middle Tennessee
RP.	Jackson Sleeper, Jax State
RP.	Blake Hooks, LA Tech
Player of the Year: Chayton Krauss, DBU	
Pitcher of the Year: Ben Blair, Liberty	

# KENNESAW STATE HEAD COACH RYAN COE



## COACHING/SCOUTING EXPERIENCE

Kennesaw State Assistant Coach/Recruiting Coord. (1997-2009)

Texas Rangers East Coast Scout (2010-21)

Kennesaw State Head Coach (2022-Present)

## YEAR-BY-YEAR RECORD

KENNESAW STATE			
Year	Overall	Conf.	Notes
2022	36-28	19-11	First-Year Head Coach ASUN Tournament Champs NCAA Regional
2023	25-29	14-16	
2024	32-24	19-10	
2025	31-27	17-9	First Year in CUSA
2026	15-13	6-6	

**TOTAL: 139-121 (.535) | 75-52 (.591) ASUN/CUSA**

Ryan Coe enters his fifth season as the head coach for the Black and Gold, after returning to lead his alma mater in 2021.

In his fourth season at the helm, Coe led the Owls to a 31-27 overall record, highlighted by a seven-game win streak that included series sweeps over Sam Houston and FIU. KSU went 17-9 in conference play, finishing third in its inaugural Conference USA season, and advanced to the conference tournament semifinals. Coe also became just the third head coach in program history to reach 100 career wins at KSU, achieving the milestone with a 5-3 win at Mercer on March 12. Under his direction, five Owls (Wesley Alig, Nate Anderson, Ty Bayer, Donovan Cash and Bo Rhudy) earned All-CUSA honors. The Black and Gold also continued their streak of professional success, as Braden Osbolt was selected in the sixth round of the MLB Draft by the Cincinnati Reds, marking the 17th-consecutive year that an Owl has been drafted, excluding the five-round 2020 MLB Draft, and the third-straight season that a KSU arm was selected.

In 2024, the Owls tallied a 32-24 record including a seven-game win streak that featured three one-run wins in the ASUN tournament. The Owls defeated No. 10 Clemson 18-1 on Feb. 23, handing the Tigers their worst home loss since 1936. Coe's Owls also took two of three from eventual SEC Regular Season Champion No. 25 Kentucky. Kennesaw State defeated Stetson, FGCU and Central Arkansas en route to the second Atlantic Sun Championship Game berth in his three-year tenure.

KSU baseball continues to ascend nationally as the 2024 off season provided several accolades for the program. D1Baseball ranked the Owls the 85th best program in the country, cracking the organizations "Top 100". Perfect Game also highlighted the Owls as they landed three players in the top 500 prospects incoming D-I prospects. PG ranked the Owls as the 44th best recruiting class in the nation, besting three in-state programs (Georgia State, Georgia Southern and Mercer) and marking the best class in CUSA.

In his first year leading the Owls, Coe became the only head coach in ASUN Conference history to win the league's tournament in his first season with the team. Coe led Kennesaw State to a 36-28 record and an appearance in the NCAA Regionals for the first time since 2014. The Owls finished conference play with a 19-11 record and were crowned co-champions of the ASUN East Division while setting a new program record for the most conference wins in a single season.

After suffering losses in their first two games of the conference tournament, Coe and the Owls battled back and won three-straight elimination games to earn the team's first ASUN Tournament Championship in eight years. KSU defeated Liberty 10-6 in the finale and had five players selected to the All-Tournament Team, including the ASUN Tournament MVP, Josh Hatcher.

At the Hattiesburg Regional, Coe led KSU to its first win in the NCAA tournament since Kennesaw State downed the University of Alabama in the 2014 Tallahassee Regional final. Coe and the Owls earned a tough win over Army West Point, 9-8, with two late runs that completed the comeback. At the conclusion of the tournament, the Owls placed two on the Hattiesburg Regional All-Tournament Team in Hatcher and Tyler Simon.

The duo of Hatcher and Simon paced the high-powered KSU offense that broke multiple single-season program records in 2022. These included most home runs (70), runs batted in (408), total bases (1,035) and runs scored (455) in a season. Coe's offense also collected a .301 batting average and marked the second time in KSU history the Owls finished over .300 in this category.

In his first year as head coach of the Owls, Coe guided Hatcher to one of the best individual offensive seasons in Kennesaw State history. The outfielder ended the year ranked first in the NCAA in both hits (109) and doubles (26). He was a first-team All-ASUN selection and Collegiate Baseball Third Team All-American.

Coe's second season as head coach featured a young team where 12 underclassmen saw significant playing time. The team was led by ninth-round MLB Draft pick, Blake Wehunt, the team's Friday night starter who was selected by the Boston Red Sox. Wehunt's selection extended Kennesaw State baseball's streak to 15 consecutive years with at least one player drafted (excluding the 2020 COVID shortened draft).

Immediately upon his arrival, Coe hit the recruiting trail. In his first month as head coach, Coe put together an inaugural class which was recognized by Perfect Game USA as the 57th-ranked class in the country out of 302 Division I baseball teams. Despite a late start in the recruiting cycle, Coe committed some of the nation's top prospects to Kennesaw State for the 2023 class.

Prior to Kennesaw State, Coe spent nearly 12 years as a scout for the Texas Rangers, joining the MLB team following a 15-year spell as a player and coach at KSU under newly-retired head coach Mike Sansing.

"Just thinking about Kennesaw State brings back so many good memories," said Coe. "I hate to leave the Rangers. I really enjoyed that part of my career, but I care too much about the KSU baseball program not to pursue the head coaching job. I want to continue the amazing work that Mike Sansing has done, taking the program further and further every year and it's my goal to continue that upward trend."

Coe first stepped foot on the Kennesaw State campus in 1994, transferring from Tennessee's Cleveland State Community College where he was a second-team All-American.

The catcher made an impact as soon as he slotted into the lineup, hitting 18 home runs and 79 RBIs with a .369 batting average. At the 1994 NAIA Districts in Columbus, Ga., the slugger from East Ridge, Tenn. walked off a win for Kennesaw State College with a homer in the bottom of the ninth against defending district champions Brewton-Parker; the district win would go down in the history books as KSU's first title ever.

Coe continued his reputation as a top-notch batter throughout the NAIA postseason, earning a selection into the All-Tournament team as the Owls became the 1994 NAIA Baseball National Champions. For his efforts, Coe was named Kennesaw State's Athlete-of-the-Year.

Despite having a 1994 to remember, Coe managed to one-up himself in 1995. Coe hit for a .455 batting average in the squad's inaugural year in the NCAA's Division-II, a rate which lives on as the best batting average in KSU's history. Winning the 1995 Peach Belt Athletic Conference Player of the Year, Coe continues to hold the Peach Belt records for career slugging percentage with .732 and consecutive games with a home run with seven. He also holds Kennesaw State's all-time career records in batting average (.411) and slugging percentage, as well as the single-season record for on-base percentage (.545).

His long list of accolades includes the rare distinction of earning All-American honors at three different levels: junior college in 1993, NAIA in 1994 and NCAA Division II in 1995.

The standout's stunning collegiate career led to his selection by the Houston Astros in the 1995 MLB Amateur Draft. He spent three years with the organization, earning a selection as a 1996 Midwest League All-Star in that time.

Coe would return to Kennesaw State in Sept. 1997 as an assistant coach under Sansing. In his role, Coe coordinated recruitment, developed catchers and hitters, developed practice plans and ran the in-game offense.

During his time as a coach, Coe was inducted with pitcher John Kelly as KSU baseball's first inductees into the Kennesaw State University Athletic Hall of Fame in 2004. Also inducted that year was Coe's wife, former Owls softball standout Cara Dornstauder.


Coe would serve as an assistant coach for Kennesaw State until Nov. 2009, when he was offered a position in the Texas Rangers organization. He would serve as the East Coast crosschecker for the Arlington, Texas outfit, identifying and evaluating prospects from the East Coast and Canada for the MLB draft.

**COE VS. OPPONENTS (HEAD COACHING CAREER)**

OPPONENT	RECORD	OPPONENT	RECORD	OPPONENT	RECORD
Army	1-0	<b>Liberty</b>	<b>8-9</b>	USC Upstate	1-1
Auburn	0-1	Lipscomb	4-4	<b>West Georgia</b>	<b>3-0</b>
Austin Peay	3-3	Long Island	3-0	<b>West Virginia</b>	<b>2-4</b>
Bellarmine	2-1	Longwood	2-1	Western Carolina	1-0
Belmont	1-0	<b>Louisiana Tech</b>	<b>1-2</b>	<b>Western Kentucky</b>	<b>2-2</b>
Boston College	0-3	LSU	0-1	Wofford	1-1
Clemson	1-4	<b>Marshall</b>	<b>1-0</b>	BOLD indicates 2026 opponent	
Central Arkansas	4-0	<b>Mercer</b>	<b>4-4</b>	CATEGORY	RECORD
Columbia	2-1	Michigan	1-0	Home	74-46
Charlotte	0-1	<b>Middle Tennessee</b>	<b>4-2</b>	Road	57-68
<b>Dallas Baptist</b>	<b>1-5</b>	<b>Missouri State</b>	<b>0-0</b>	Neutral	8-7
<b>Delaware</b>	<b>3-0</b>	Morehead State	3-1	Day	91-62
Eastern Kentucky	3-0	North Alabama	2-4	Night	35-49
<b>Evansville</b>	<b>1-0</b>	North Florida	5-3	vs. Top-25 Teams	7-17
Fairfield	3-0	New Mexico State	3-0	In February	21-18
<b>Florida</b>	<b>0-3</b>	New Orleans	2-1	In March	45-41
Florida Gulf Coast	8-6	Queens	4-2	In April	41-32
<b>FIU</b>	<b>4-1</b>	Rutgers	1-3	In May	30-28
Florida State	0-1	<b>Sam Houston</b>	<b>3-0</b>	In June	1-2
<b>Georgia</b>	<b>1-9</b>	<b>Samford</b>	<b>4-2</b>		
<b>Georgia Southern</b>	<b>6-3</b>	Southern Miss	0-1		
<b>Georgia State</b>	<b>2-4</b>	Stetson	7-7		
<b>Georgia Tech</b>	<b>2-5</b>	The Citadel	1-1		
Jacksonville	10-2	Troy	1-2		
<b>Jacksonville State</b>	<b>4-3</b>	UAB	2-2		
Kentucky	2-1	UNC Wilmington	1-2		

**OWL BASEBALL AT-A-GLANCE**

YEAR (Conf.)	W/L RECORD	CONF. RECORD
1984 (GIAC)	30-12	11-11
1985	31-24	18-12
1986	18-30	11-13
1987	23-29-2	14-10
1988	34-25	20-8
1989	33-21	22-10
1990	37-21	23-9
1991	33-25	22-10
1992	39-19	19-9
1993	36-16	15-13
1994	48-14	20-8
1995 (PBC)	43-14	19-4
1996	48-17	17-6
1997	48-14	19-4
1998	61-5	27-1
1999	49-14	21-9
2000	38-20	18-12
2001	45-15	21-9
2002	46-13	25-5
2003	40-18	18-12
2004	32-24	15-15
2005	37-22	19-11
2006 (ASUN)	24-32	12-18
2007	32-23	13-14
2008	30-26	21-12
2009	30-22	20-9
2010	23-32	12-15
2011	32-25	18-13
2012	34-25	15-11
2013	30-30	13-14
2014	40-24	17-9
2015	28-28	10-10
2016	29-27	17-4
2017	25-32	10-11
2018	25-30	11-10
2019	27-29	11-13
2020	10-8	0-0
2021	29-22	13-8
2022	36-28	19-11
2023	25-29	14-16
2024	32-24	19-10
2025 (CUSA)	31-27	17-9
2026	15-13	6-6
ALL-TIME	<b>1,436-956-2</b>	<b>702-424</b>



## PRO OWLS

- RICHARD LOVELADY**..... **PITCHER**  
 YEARS AT KSU .....2016  
 CURRENT TEAM..... NEW YORK METS  
 DRAFTED..... 2016 ROUND 10, PICK 313  
 KANSAS CITY ROYALS
- TYLER TOLVE**..... **CATCHER**  
 YEARS AT KSU .....2019-21  
 CURRENT TEAM..... COLUMBUS CLINGSTONES  
 AA AFFILIATE - ATLANTA BRAVES  
 DRAFTED..... 2021 ROUND 17, PICK 517  
 ATLANTA BRAVES
- JAKE RICE**..... **PITCHER**  
 YEARS AT KSU .....2021  
 CURRENT TEAM..... RENO ACES  
 AAA AFFILIATE - ARIZONA DIAMONDBACKS  
 DRAFTED..... 2021 ROUND 9, PICK 258  
 ARIZONA DIAMONDBACKS
- JOSH HATCHER**..... **OUTFIELDER**  
 YEARS AT KSU .....2022  
 CURRENT TEAM.....FRISCO ROUGHRIDERS  
 AA AFFILIATE - TEXAS RANGERS  
 DRAFTED..... 2022 ROUND 10, PICK 289  
 TEXAS RANGERS
- BLAKE WEHUNT**..... **PITCHER**  
 YEARS AT KSU ..... 2023  
 CURRENT TEAM..... PORTLAND SEA DOGS  
 AA AFFILIATE - BOSTON RED SOX  
 DRAFTED.....2023 ROUND 9, PICK 268  
 BOSTON RED SOX
- BLAKE AITA**..... **PITCHER**  
 YEARS AT KSU .....2023-24  
 CURRENT TEAM..... PEORIA CHIEFS  
 HIGH-A AFFILIATE - ST. LOUIS CARDINALS  
 DRAFTED.....2024 ROUND 6, PICK 177  
 BOSTON RED SOX
- BRADEN OSBOLT**..... **PITCHER**  
 YEARS AT KSU ..... 2023-25  
 CURRENT TEAM.....ACL REDS  
 ROOKIE AFFILIATE - CINCINNATI REDS  
 DRAFTED..... 2025 ROUND 6, PICK 174  
 CINCINNATI REDS



## MICKEY DUNN STADIUM AT HESSLER FINANCIAL FIELD

Opened **Feb. 13, 2026**

Capacity **1,864**

With the completion of Mickey Dunn Stadium at Hessler Financial Field, Kennesaw State baseball returns to its roots on the Kennesaw campus. Situated on the footprint of Stillwell Stadium, KSU's home ballpark from 1994-2024, Mickey Dunn Stadium is a \$12.3 million renovation of "The Shake," designed specifically with players, coaches and fans in mind.

Built with modern amenities including an artificial turf playing surface, upgraded LED lighting, a videoboard, chairback seating, premium hospitality areas, additional concession stands, expanded restroom facilities, large sunken dugouts and expanded bullpens, Mickey Dunn Stadium positions the Owls to host postseason competition. To conclude its inaugural season, the stadium will serve as the host site for the Conference USA Baseball Championship, marking the first time postseason baseball will be played in Kennesaw since 2002.

KSU alumnus Mickey Dunn '18 provided the lead gift for the development of the new facility. Dunn has been involved with Kennesaw State baseball since his playing days at Southern Polytechnic State University (now KSU's Marietta campus). After studying industrial engineering at SPSU, Dunn founded ML Industries in 1990, a company specializing in automotive safety features. As the company expanded, Dunn became a steadfast supporter of Owls baseball, helping make the new stadium a reality.

## MICKEY DUNN STADIUM RECORDS...

### FIRSTS FOR THE OWLS

First Hit	Cooper Williams, 2nd inning vs. Evansville (Feb. 13, 2026)
First Double	Cooper Williams, 2nd inning vs. Evansville (Feb. 13, 2026)
First Triple	Trenton Lyons, vs. Evansville (Feb. 13, 2026)
First Home Run	Charlie Jones, vs. Marshall (Feb. 14, 2026)
First Run	Cooper Williams, 2nd inning vs. Evansville (Feb. 13, 2026)
First RBI	Wesley Alig, RBI FG, 2nd inning vs. Evansville (Feb. 13, 2026)
First Pitch	Cooper McMullen, Ball, vs. Evansville (Feb. 13, 2026)
First Strikeout	Cooper McMullen, vs. Evansville (Feb. 13, 2026)
First Steal	Cooper Williams, stole 3rd, 2nd inning vs. Evansville (Feb. 13, 2026)

### SINGLE-GAME HIGHS (TEAM)

Hits	20, vs. Ga. Southern (March 17, 2026)
Doubles	7, vs. Ga. Southern (March 17, 2026)
Triples	1, twice, last vs. Marshall (Feb. 14, 2026)
Home Runs	5, vs. Samford (March 7, 2026)
Runs	16, vs. Ga. Southern (March 17, 2026)
RBI	15, vs. Ga. Southern (March 17, 2026)
Walks Drawn	10, vs. Ga. Southern (March 17, 2026)
Fewest Hits Allowed	4, twice, last vs. Ga. Southern (March 17, 2026)
Strikeouts (Pitching)	15, vs. Liberty (March 20, 2026)
Errors (Committed By)	3, vs. Liberty (March 21, 2026)

### SINGLE-GAME HIGHS (INDIVIDUAL)

Hits	4, twice, last Josh Gibbs and Grayson McCollum vs. Ga. Southern (March 17, 2026)
Doubles	3, Jackson Chirello vs. West Georgia (Feb. 17, 2026)
Triples	1, twice, last Jackson Bradfield vs. Marshall (Feb. 14, 2026)
Home Runs	2, Jackson Chirello vs. Samford (March 7, 2026)
Runs	3, twice, last Jackson Chirello vs. Ga. Southern (March 17, 2026)
RBI	6, Grayson McCollum vs. Ga. Southern (March 17, 2026)
Walks Drawn	3, Cooper Williams vs. Ga. Southern (March 17, 2026)
Innings Pitched	5.1, twice, last Daniel Powell vs. Liberty (March 23, 2026)
Strikeouts (Pitching)	9, twice, last Harry Cain vs. Liberty (March 20, 2026)

### SINGLE-GAME HIGHS (MISCELLANEOUS)

Longest Game (Time)	3:13, vs. Marshall (Feb. 14, 2026)
Combined Hits	24, twice, last vs. Georgia Southern (March 17, 2026)
Combined Runs	22, vs. Georgia Southern (March 17, 2026)
Attendance	1864, vs. No. 8 Georgia (March 3, 2026)

## SEASON AND CAREER HIGHS

## #2 - JAMARIE BROOKS

**Season-high Hits:** 1, vs. West Va. (Feb. 27)  
**Career-high Hits:** 5, at Florida Gulf Coast (May 19, 2023)  
**Season-high Doubles:** N/A  
**Career-high Doubles:** 1, 7x, last at Georgia (April 30, 2024)  
**Season-high Triples:** N/A  
**Career-high Triples:** 1, vs. Long Island (Feb. 25, 2023)  
**Season-high Home Runs:** 1, vs. West Va. (Feb. 27)  
**Career-high Home Runs:** 1, 6x, last vs. West Va. (Feb. 27, 2026)  
**Season-high Runs:** 1, vs. West Va. (Feb. 27)  
**Career-high Runs:** 2, 8x, last at Samford (March 28, 2025)  
**Season-high RBI:** 3, vs. West Va. (Feb. 27)  
**Career-high RBI:** 6, at Florida Gulf Coast (May 19, 2023)  
**Season-high Walks:** 1, vs. West Va. (March 1)  
**Career-high Walks:** 4, at Kentucky (March 9, 2024)  
**Season-high Stolen Bases:** 1, vs. Liberty (March 22)  
**Career-high Stolen Bases:** 1, 7x, last vs. Liberty (March 22, 2026)

## #3 - GRAYSON McCOLLUM

**Season-high & Career-high Hits:** 4, vs. Ga. Southern (March 17)  
**Season-high & Career-high Doubles:** 1, 5x, last at Delaware (March 29)  
**Season-high & Career-high Triples:** N/A  
**Season-high & Career-high Home Runs:** N/A  
**Season-high & Career-high Runs:** 2, 4x, last vs. West Va. (March 1)  
**Season-high & Career-high RBI:** 6, vs. Ga. Southern (March 17)  
**Season-high & Career-high Walks:** 2, at Delaware (March 29)  
**Season-high & Career-high Stolen Bases:** N/A

## #4 - AVERY WILSON

**Season-high & Career-high Hits:** 1, 4x, last vs. Ga. Southern (March 17)  
**Season-high & Career-high Doubles:** 1, vs. Ga. Southern (March 17)  
**Season-high & Career-high Triples:** N/A  
**Season-high & Career-high Home Runs:** 1, vs. Samford (March 7)  
**Season-high & Career-high Runs:** 2, vs. Ga. Southern (March 17)  
**Season-high & Career-high RBI:** 2, vs. Samford (March 6)  
**Season-high & Career-high Walks:** 1, 5x, last at Mercer (March 31)  
**Season-high & Career-high Stolen Bases:** 1, vs. Liberty (March 20)

## #5 - SHAMAAR McDUFFIE

**Season-high Hits:** 3, twice, last vs. DBU (April 3)  
**Career-high Hits:** 3, 4x, last vs. DBU (April 3, 2026)  
**Season-high Doubles:** 1, 3x, last vs. DBU (April 2)  
**Career-high Doubles:** 1, 10x, last last vs. DBU (April 2, 2026)  
**Season-high Triples:** N/A  
**Career-high Triples:** N/A  
**Season-high Home Runs:** N/A  
**Career-high Home Runs:** N/A  
**Season-high Runs:** 2, at Delaware (March 27)  
**Career-high Runs:** 3, at Liberty (April 27, 2025)  
**Season-high RBI:** 1, 5x, last at Delaware (March 27)  
**Career-high RBI:** 3, twice, last vs. Austin Peay (March 30, 2024)  
**Season-high Walks:** 1, 9x, last vs. DBU (April 3)  
**Career-high Walks:** 3, twice, last vs. Austin Peay (March 30, 2024)  
**Season-high Stolen Bases:** N/A  
**Career-high Stolen Bases:** 1, 3x, last vs. New Mexico St. (May 4, 2025)

## #6 - JACKSON BRADFIELD

**Season-high Hits:** 2, vs. Samford (March 6)  
**Career-high Hits:** 4, at Samford (March 1, 2025)  
**Season-high Doubles:** N/A  
**Career-high Doubles:** N/A  
**Season-high Triples:** 1, vs. Marshall (Feb. 14)  
**Career-high Triples:** 1, vs. Marshall (Feb. 14, 2026)  
**Season-high Home Runs:** 1, twice, last vs. Samford (March 7)  
**Career-high Home Runs:** 1, 4x, last vs. Samford (March 7, 2026)  
**Season-high Runs:** 1, 3x, last vs. Samford (March 7)  
**Career-high Runs:** 2, at The Citadel (March 15, 2025)  
**Season-high RBI:** 2, vs. Samford (March 7)  
**Career-high RBI:** 3, at The Citadel (March 15, 2025)  
**Season-high Walks:** 1, vs. West Va. (Feb. 27)  
**Career-high Walks:** 1, 3x, last vs. West Va. (Feb. 27, 2026)  
**Season-high Stolen Bases:** N/A  
**Career-high Stolen Bases:** N/A

## #7 - CHRIS COLE

**Season-high Hits:** 3, at Delaware (March 27)  
**Career-high Hits:** 4, twice, last at Liberty (April 27, 2025)  
**Season-high Doubles:** 1, 3x, last at Delaware (March 27)  
**Career-high Doubles:** 1, 23x, last at Delaware (March 27, 2026)  
**Season-high Triples:** N/A  
**Career-high Triples:** 1, 6x, last vs. Middle Tennessee (May 15, 2025)  
**Season-high Home Runs:** 1, at Delaware (March 29)  
**Career-high Home Runs:** 1, 4x, last at Delaware (March 29, 2026)  
**Season-high Runs:** 1, 9x, last at Delaware (March 29)  
**Career-high Runs:** 3, 4x, last at West Georgia (May 6, 2025)  
**Season-high RBI:** 1, 6x, last vs. DBU (April 3)  
**Career-high RBI:** 3, at Georgia (April 9, 2024)  
**Season-high Walks:** 2, twice, last vs. DBU (April 3)  
**Career-high Walks:** 3, 3x, last vs. Western Kentucky (March 22, 2025)  
**Season-high Stolen Bases:** 1, 8x, last vs. DBU (April 4)  
**Career-high Stolen Bases:** 3, vs. FIU (May 23, 2025)

## #8 - JOSH GIBBS

**Season-high & Career-high Hits:** 4, vs. Ga. Southern (March 17)  
**Season-high & Career-high Doubles:** 1, 3x, last vs. DBU (April 2)  
**Season-high & Career-high Triples:** N/A  
**Season-high & Career-high Home Runs:** N/A  
**Season-high & Career-high Runs:** 1, 4x, last vs. DBU (April 4)  
**Season-high & Career-high RBI:** 2, twice, last vs. DBU (April 2)  
**Season-high & Career-high Walks:** 2, at Florida (Feb. 22)  
**Season-high & Career-high Stolen Bases:** N/A

## #9 - JIN KASUYA

**Season-high & Career-high Hits:** N/A  
**Season-high & Career-high Doubles:** N/A  
**Season-high & Career-high Triples:** N/A  
**Season-high & Career-high Home Runs:** N/A  
**Season-high & Career-high Runs:** N/A  
**Season-high & Career-high RBI:** N/A  
**Season-high & Career-high Walks:** N/A  
**Season-high & Career-high Stolen Bases:** N/A

## #10 - WESLEY ALIG

**Season-high Hits:** 2, 5x, last vs. Samford (March 7)  
**Career-high Hits:** 3, 3x, last vs. FIU (May 23, 2025)  
**Season-high Doubles:** 1, 4x, last at Georgia (March 24)  
**Career-high Doubles:** 2, vs. Middle Tennessee (May 17, 2025)  
**Season-high Triples:** N/A  
**Career-high Triples:** 1, twice, last at Sam Houston (April 13, 2025)  
**Season-high Home Runs:** N/A  
**Career-high Home Runs:** 1, 5x, last vs. New Mexico State (May 2, 2025)  
**Season-high Runs:** 2, at Georgia (March 24)  
**Career-high Runs:** 3, twice, last vs. New Mexico State (May 2, 2025)  
**Season-high RBI:** 2, 4x, last at Ga. Southern (Feb. 24)  
**Career-high RBI:** 4, at The Citadel (March 15, 2025)  
**Season-high Walks:** 2, vs. Marshall (Feb. 14)  
**Career-high Walks:** 2, 4x, last vs. Marshall (Feb. 14, 2026)  
**Season-high Stolen Bases:** N/A  
**Career-high Stolen Bases:** 1, 3x, last vs. Ga. Southern (May 13, 2025)

## #11 - TRENTON LYONS

**Season-high Hits:** 3, twice, last vs. Ga. Southern (March 17)  
**Career-high Hits:** 3, twice, last vs. Ga. Southern (March 17, 2026)  
**Season-high Doubles:** 2, vs. Ga. Southern (March 17)  
**Career-high Doubles:** 2, vs. Ga. Southern (March 17, 2026)  
**Season-high Triples:** 1, vs. Evansville (Feb. 13)  
**Career-high Triples:** 1, vs. Evansville (Feb. 13, 2026)  
**Season-high Home Runs:** 1, twice, last at Delaware (March 29)  
**Career-high Home Runs:** 1, twice, last at Delaware (March 29, 2026)  
**Season-high Runs:** 3, at Delaware (March 27, 2026)  
**Career-high Runs:** 3, at Delaware (March 27, 2026)  
**Season-high RBI:** 2, at Delaware (March 27)  
**Career-high RBI:** 2, 3x, last at Delaware (March 27, 2026)  
**Season-high Walks:** 2, 4x, last at Mercer (March 31)  
**Career-high Walks:** 2, 5x, last at Mercer (March 31, 2026)  
**Season-high Stolen Bases:** 1, 5x, last at Delaware (March 27, 2026)  
**Career-high Stolen Bases:** 1, 5x, last at Delaware (March 27, 2026)

## #12 - NATE HELMAN

**Season-high Innings Pitched:** 2.2, twice, last vs. DBU (April 3)  
**Career-high Innings Pitched:** 2.2, twice, last vs. vs. DBU (April 3, 2026)  
**Season-high Strikeouts:** 4, vs. DBU (April 3)  
**Career-high Strikeouts:** 4, vs. DBU (April 3, 2026)

## #13 - JAMES MCGEE

**Season-high Hits:** 3, at Ga. Southern (Feb. 24)  
**Career-high Hits:** 3, at Ga. Southern (Feb. 24, 2026)  
**Season-high Doubles:** 1, 7x, last vs. DBU (April 2)  
**Career-high Doubles:** 1, 8x, last vs. DBU (April 2, 2026)  
**Season-high Triples:** N/A  
**Career-high Triples:** N/A  
**Season-high Home Runs:** 2, at Ga. Southern (Feb. 24)  
**Career-high Home Runs:** 2, at Ga. Southern (Feb. 24, 2026)  
**Season-high Runs:** 4, at Delaware (March 29)  
**Career-high Runs:** 4, at Delaware (March 29, 2026)  
**Season-high RBI:** 3, 3x, last at Delaware (March 29)  
**Career-high RBI:** 3, 3x, last at Delaware (March 27, 2026)  
**Season-high Walks:** 3, vs. DBU (April 3)  
**Career-high Walks:** 3, vs. DBU (April 3, 2026)  
**Season-high Stolen Bases:** 1, twice, last at Delaware (March 29)  
**Career-high Stolen Bases:** 1, twice, last at Delaware (March 29, 2026)

## #14 - NOLAN SLIVER

**Season-high Innings Pitched:** 6.0, at Middle Tenn. (March 15)  
**Career-high Innings Pitched:** 7.0, at Bellarmine (April 26, 2024)  
**Season-high Strikeouts:** 6, at Ga. Southern (Feb. 24)  
**Career-high Strikeouts:** 8, vs. Florida Gulf Coast (March 23, 2024 - GM 1)

## #15 - GOOPER McMULLEN

**Season-high Innings Pitched:** 6.0, at Delaware (March 27)  
**Career-high Innings Pitched:** 6.0, at Delaware (March 27, 2026)  
**Season-high Strikeouts:** 5, vs. Evansville (Feb. 13, 2026)  
**Career-high Strikeouts:** 5, vs. Evansville (Feb. 13, 2026)

## #16 - RYAN GOLD

**Season-high Innings Pitched:** 2.0, at Mercer (March 31)  
**Career-high Innings Pitched:** 6.0, vs. Rutgers (Feb. 14, 2025 - GM 2)  
**Season-high Strikeouts:** 2, 4x, last at Mercer (March 31)  
**Career-high Strikeouts:** 8, vs. Middle Tennessee (May 16, 2025)

## #17 - LOGAN BROCK

**Season-high Innings Pitched:** 4.2, at Middle Tenn. (March 14)  
**Career-high Innings Pitched:** 4.2, at Middle Tenn. (March 14, 2026)  
**Season-high Strikeouts:** 3, twice, last at Middle Tenn. (March 14)  
**Career-high Strikeouts:** 3, 4x, last at Middle Tenn. (March 14, 2026)

## #18 - THORPE MUSCI

**Season-high Innings Pitched:** N/A  
**Career-high Innings Pitched:** 0.2, vs. Marshall (Feb. 24, 2025)\*  
**Season-high Strikeouts:** N/A  
**Career-high Strikeouts:** 1, vs. Marshall (Feb. 24, 2025)\*

## #19 - DANIEL POWELL

**Season-high Innings Pitched:** 5.1, vs. Liberty (March 22)  
**Career-high Innings Pitched:** 5.1, twice, last vs. Liberty (March 22, 2026)  
**Season-high Strikeouts:** 9, vs. Evansville (Feb. 13)  
**Career-high Strikeouts:** 9, twice, last vs. Evansville (Feb. 13, 2026)

## SEASON AND CAREER HIGHS

## #20 - KADEN BROWN

Season-high Hits: N/A  
 Career-high Hits: 3, vs. Columbia (Feb. 21, 2025)  
 Season-high Doubles: N/A  
 Career-high Doubles: N/A  
 Season-high Triples: N/A  
 Career-high Triples: N/A  
 Season-high Home Runs: N/A  
 Career-high Home Runs: N/A  
 Season-high Runs: N/A  
 Career-high Runs: 1, 3x, last at Georgia State (Feb. 25, 2025)  
 Season-high RBI: N/A  
 Career-high RBI: 2, twice, last vs. Columbia (Feb. 21, 2025)  
 Season-high Walks: N/A  
 Career-high Walks: 2, vs. Mercer (Feb. 19, 2025)  
 Season-high Stolen Bases: N/A  
 Career-high Stolen Bases: N/A

## #21 - EVAN HOLSTEIN

Season-high Hits: 2, vs. West Ga. (Feb. 17)  
 Career-high Hits: 2, 4x, last vs. West Ga. (Feb. 17)  
 Season-high Doubles: N/A  
 Career-high Doubles: 1, twice, last vs. Western Ky. (March 23, 2025)  
 Season-high Triples: N/A  
 Career-high Triples: N/A  
 Season-high Home Runs: N/A  
 Career-high Home Runs: N/A  
 Season-high Runs: 1, vs. West Va. (Feb. 27)  
 Career-high Runs: 2, vs. Columbia (Feb. 22, 2025)  
 Season-high RBI: 1, vs. West Ga. (Feb. 17)  
 Career-high RBI: 2, at Georgia Southern (March 18, 2025)  
 Season-high Walks: N/A  
 Career-high Walks: 2, twice, last vs. Columbia (Feb. 22, 2025)  
 Season-high Stolen Bases: N/A  
 Career-high Stolen Bases: N/A

## #22 - COOPER WILLIAMS

Season-high Hits: 4, at Delaware (March 29)  
 Career-high Hits: 4, 3x, last at Delaware (March 29, 2026)  
 Season-high Doubles: 2, vs. Evansville (Feb. 13)  
 Career-high Doubles: 2, vs. Evansville (Feb. 13, 2026)  
 Season-high Triples: 1, at Florida (Feb. 22)  
 Career-high Triples: 1, 3x, last at Florida (Feb. 22, 2026)  
 Season-high Home Runs: 2, at Delaware (March 29)  
 Career-high Home Runs: 2, at Delaware (March 29, 2026)  
 Season-high Runs: 3, 4x, last at Delaware (March 29)  
 Career-high Runs: 4, at Sam Houston (April 13, 2025)  
 Season-high RBI: 4, at Delaware (March 29)  
 Career-high RBI: 6, at Samford (Feb. 28, 2025)  
 Season-high Walks: 3, vs. Ga. Southern (March 17)  
 Career-high Walks: 3, vs. Ga. Southern (March 17, 2025)  
 Season-high Stolen Bases: 3, vs. Samford (March 6)  
 Career-high Stolen Bases: 3, vs. Samford (March 6, 2026)

## #23 - TY BAYER

Season-high Innings Pitched: 4.2, twice, last vs. DBU (April 3)  
 Career-high Innings Pitched: 5.1, vs. FIU (April 17, 2025)  
 Season-high Strikeouts: 4, at Georgia (March 24)  
 Career-high Strikeouts: 7, at The Citadel (March 14, 2025)

## #24 - JACKSON CHIRELLO

Season-high Hits: 3, 4x, last at Mercer (March 31)  
 Career-high Hits: 4, at Clemson (Feb. 23, 2024)  
 Season-high Doubles: 3, vs. West Ga. (Feb. 17)  
 Career-high Doubles: 3, vs. West Ga. (Feb. 17, 2026)  
 Season-high Triples: N/A  
 Career-high Triples: 1, 4x, last vs. FIU (April 19, 2025)  
 Season-high Home Runs: 2, twice, last at Delaware (March 29)  
 Career-high Home Runs: 2, 3x, last at Delaware (March 29, 2026)  
 Season-high Runs: 3, twice, last vs. Ga. Southern (March 17)  
 Career-high Runs: 4, vs. Long Island (Feb. 24, 2023)  
 Season-high RBI: 4, twice, last at Delaware (March 29)  
 Career-high RBI: 4, 3x, last at Delaware (March 29, 2026)  
 Season-high Walks: 2, vs. Marshall (Feb. 14)  
 Career-high Walks: 4, at UAB (Feb. 16, 2024)  
 Season-high Stolen Bases: 1, at Middle Tenn. (March 14)  
 Career-high Stolen Bases: 1, 8x, last at Middle Tenn. (March 14, 2026)

## #26 - ETHAN OSADA

Season-high Innings Pitched: N/A  
 Career-high Innings Pitched: 2.1, at Louisiana Tech (March 29, 2025)  
 Season-high Strikeouts: N/A  
 Career-high Strikeouts: 3, vs. Georgia Tech (March 25, 2025)

## #27 - CHARLIE JONES

Season-high Hits: 1, 9x, last at Middle Tenn. (March 15)  
 Career-high Hits: 3, 6x, last vs. San Jose State (May 24, 2024)\*  
 Season-high Doubles: 1, vs. DBU (April 4)  
 Career-high Doubles: 1, 13x, last vs. DBU (April 3, 2026)  
 Season-high Triples: N/A  
 Career-high Triples: 1, twice, last vs. San Jose State (May 24, 2024)\*  
 Season-high Home Runs: 1, twice, last at Ga. Southern (Feb. 24)  
 Career-high Home Runs: 2, vs. San Jose State (May 3, 2024)\*  
 Season-high Runs: 2, vs. West Ga. (Feb. 17)  
 Career-high Runs: 3, twice, last vs. New Mexico (April 21, 2024 - GM 2)\*  
 Season-high RBI: 3, at Ga. Southern (Feb. 24)  
 Career-high RBI: 6, vs. Fresno State (May 18, 2024)\*  
 Season-high Walks: 2, at Ga. Southern (Feb. 24)  
 Career-high Walks: 2, 3x, last at Ga. Southern (Feb. 24)  
 Season-high Stolen Bases: N/A  
 Career-high Stolen Bases: 1, 5x, last at San Diego State (May 12, 2024)\*

## #28 - AARON POSEY

Season-high Hits: 3, vs. Liberty (March 21)  
 Career-high Hits: 4, vs. FIU (April 19, 2025)  
 Season-high Doubles: 2, at Delaware (March 28)  
 Career-high Doubles: 2, at Delaware (March 29, 2026)  
 Season-high Triples: N/A  
 Career-high Triples: 1, vs. North Florida (May 5, 2024 - GM 1)  
 Season-high Home Runs: 1, 3x, last at Georgia (March 24)  
 Career-high Home Runs: 1, 4x, last vs. Marshall (Feb. 14, 2026)  
 Season-high Runs: 2, twice, last at Georgia (March 24)  
 Career-high Runs: 3, twice, last vs. FIU (April 19, 2025)  
 Season-high RBI: 2, 4x, last at Delaware (March 28)  
 Career-high RBI: 6, at Bellarmine (April 27, 2024)  
 Season-high Walks: 2, vs. Ga. Southern (March 17)  
 Career-high Walks: 3, twice, last vs. FIU (April 18, 2025)  
 Season-high Stolen Bases: N/A  
 Career-high Stolen Bases: N/A

## #29 - JT GIBSON

Season-high Innings Pitched: 1.2, vs. West Va. (Feb. 27)  
 Career-high Innings Pitched: 1.2, twice, last vs. West Va. (Feb. 27, 2026)  
 Season-high Strikeouts: 4, vs. West Va. (Feb. 27)  
 Career-high Strikeouts: 4, vs. West Va. (Feb. 27, 2026)

## #30 - COLE ROYER

Season-high Innings Pitched: 2.0, 3x, last vs. West Va. (March 1)  
 Career-high Innings Pitched: 2.0, 3x, last vs. West Va. (March 1, 2026)  
 Season-high Strikeouts: 2, 4x, last at Mercer (March 31)  
 Career-high Strikeouts: 2, 6x, last at Mercer (March 31, 2026)

## #32 - HUNTER STONECIPHER

Season-high & Career-high Hits: N/A  
 Season-high & Career-high Doubles: N/A  
 Season-high & Career-high Triples: N/A  
 Season-high & Career-high Home Runs: N/A  
 Season-high & Career-high Runs: N/A  
 Season-high & Career-high RBI: N/A  
 Season-high & Career-high Walks: N/A  
 Season-high & Career-high Stolen Bases: N/A

## #33 - DAVIS HARPER

Season-high & Career-high Innings Pitched: 4.0, vs. West Va. (Feb. 27)  
 Season-high & Career-high Strikeouts: 3, vs. DBU (April 2)

## #34 - NOLAN BETHEL

Season-high & Career-high Innings Pitched: 1.1, vs. West Va. (Feb. 27)  
 Season-high & Career-high Strikeouts: N/A

## #35 - NOLAN MCKINSTRY

Season-high Innings Pitched: 1.0, twice, last vs. Georgia (March 3)  
 Career-high Innings Pitched: 1.0, 3x, last vs. Georgia (March 3, 2026)  
 Season-high Strikeouts: 1, twice, last vs. Georgia (March 3)  
 Career-high Strikeouts: 1, 4x, last vs. Georgia (March 3, 2026)

## #37 - SAM SUMMERLIN

Season-high & Career-high Hits: N/A  
 Season-high & Career-high Doubles: N/A  
 Season-high & Career-high Triples: N/A  
 Season-high & Career-high Home Runs: N/A  
 Season-high & Career-high Runs: N/A  
 Season-high & Career-high RBI: N/A  
 Season-high & Career-high Walks: N/A  
 Season-high & Career-high Stolen Bases: N/A

## #38 - AVERY SHIFLET

Season-high & Career-high Innings Pitched: N/A  
 Season-high & Career-high Strikeouts: N/A

## #39 - HARRY GAIN

Season-high & Career-high Innings Pitched: 4.1, twice, last at Delaware (March 29)  
 Career-high Innings Pitched: 7.0, twice, last vs. FIU (April 18, 2025)  
 Season-high Strikeouts: 9, vs. Liberty (March 20)  
 Career-high Strikeouts: 9, twice, last vs. Liberty (March 22, 2026)

## #40 - RYAN RENFROE

Season-high Innings Pitched: 1.0, twice, last vs. Georgia (March 3)  
 Career-high Innings Pitched: 3.0, 3x, last vs. West Ga. (April 15, 2025)  
 Season-high Strikeouts: 2, vs. Georgia (March 3)  
 Career-high Strikeouts: 6, at Samford (Feb. 28, 2025)

## #41 - PETER JEZERINAC

Season-high Innings Pitched: 2.1, vs. Marshall (Feb. 14)  
 Career-high Innings Pitched: 2.1, vs. Marshall (Feb. 14, 2026)  
 Season-high Strikeouts: 3, at Florida (Feb. 21)  
 Career-high Strikeouts: 2, twice, last at Charlotte (April 29, 2025)

## #42 - JAYDEN SUMMERVILLE

Season-high & Career-high Innings Pitched: 4.0, at MTSU (March 13)  
 Season-high & Career-high Strikeouts: 5, vs. Liberty (March 21)

# 2026 SINGLE-GAME HIGHS

## KENNESAW STATE

Runs, Game	16, vs. Georgia Southern (3/17)
Runs, Inning	8, 8th Inning, vs. Evansville (2/13)
Hits, Game	20, vs. Samford (3/6)
Doubles	7, vs. Georgia Southern (3/17)
Triples	1, 4x, last at Middle Tennessee (3/13)
Home Runs	6, at Delaware (3/29)
Stolen Bases	5, vs. Samford (3/6)
Left on Base	17, vs. DBU (4/3)
Errors (Committed By)	3, twice, last at Delaware (3/29)
Strikeouts (Pitching)	15, twice, last vs. Liberty (3/20)
Walks (Allowed)	11, vs. West Virginia (2/28)
Double Plays (Hit Into)	2, twice, last at Florida (2/22)
Triple Plays (Hit Into)	N/A

## OPPONENTS

Runs, Game	14, Mercer (3/31)
Runs, Inning	9, Mercer, 4th Inning (3/31)
Hits, Game	16, 3x, last Delaware (3/29)
Doubles	5, West Virginia (2/27)
Triples	1, twice, last Liberty (3/21)
Home Runs	4, 3x, last Mercer (3/31)
Stolen Bases	3, West Virginia (2/27)
Left on Base	13, West Virginia (2/28)
Errors (Committed By)	3, Georgia (3/24)
Strikeouts (Pitching)	15, West Virginia (2/28)
Walks (Allowed)	10, Georgia Southern (3/17)
Double Plays (Hit Into)	2, 6x, last DBU (4/2)
Triple Plays (Hit Into)	N/A

## INDIVIDUAL BATTING

Longest Hitting Streak	10 games, Posey (2/27-3/28)
Runs	4, McGee at Delaware (3/29)
Hits	4, 3x, last Williams at Delaware (3/29)
Doubles	3, Chirello vs. West Georgia (2/17)
Triples	1, 4x, last Chirello at Middle Tennessee (3/13)
Home Runs	2, 4x, last Chirello and Williams at Delaware (3/29)
Inside-the-Park Home Run	N/A
Consecutive Games with a Home Run	2, Williams (2/28-3/1)
Runs Batted In	6, McCollum vs. Georgia Southern (3/17)
Stolen Bases	3, Williams vs. Samford (3/6)
Strikeouts	4, twice, last Chirello vs. DBU (4/2)
Walks	3, twice, last McGee vs. DBU (4/3)

## INDIVIDUAL PITCHING

Innings Pitched, Starter	6.0, twice, last McMullen at Delaware (3/27)
Innings Pitched, Reliever	5.1, Powell vs. Liberty (3/22)
Strikeouts	9, twice, last Cain vs. Liberty (3/20)
Walks	5, twice, last Summerville vs. DBU (4/3)
Fewest Hits Allowed, Starter (5.0+ IP)	3, McMullen vs. Evansville (2/13)
Consecutive Scoreless IP, Starter	8.0, McMullen (3/27-4/2)
Consecutive Scoreless IP, Reliever	7.2, Powell (2/24-3/7)
Consecutive Scoreless Relief Appearances	6, Gibson (Active, dates back to 2/21)
Consecutive Save Opportunities Converted	3, Cain (Active, dates back to 3/6)
Longest Winning Streak, Starter	N/A

## TEAM MISCELLANEOUS

Most Games Over .500	4 games (3/29)
Most Games Under .500	1 game (2/28, 3/3, 3/21)
Longest Winning Streak	5 games (3/22-3/29)
Longest Losing Streak	3 games (2/20-2/22, 3/31-4/3)
Largest Margin of Victory	10, vs. Georgia Southern (3/17)
Largest Margin of Defeat	11, twice, last at Middle Tennessee (3/14)
Fewest Hits, Game	3, vs. Liberty (3/20)
Fewest Hits Allowed, Game	4, twice, last vs. Georgia Southern (3/17)

## STARTS BY POSITION

Pitcher (7)	- McMullen (9), Silver (6), Royer (4), Bayer (3), Brock (3), Summerville (3), Cain (1)
Catcher (3)	- McGee (16), Posey (10), Holstein (2)
First Base (2)	- Chirello (16), Jones (12)
Second Base (3)	- Alig (19), Gibbs (8), McDuffie (1)
Third Base (2)	- McCollum (20), Williams (8)
Shortstop (2)	- McDuffie (22), McCollum (6)
Left Field (5)	- Williams (17), Cole (7), Brooks (2), Alig (1), Bradfield (1)
Center Field (3)	- Lyons (12), Wilson (9), Cole (7)
Right Field (3)	- Lyons (16), Chirello (11), Williams (1)
Designated Hitter (1)	- McGee (7), Bradfield (6), Posey (5), Gibbs (2), Holstein (2), Alig (1), Brooks (1), Brown (1), Chirello (1), Jones (1), Williams (1)

## STARTS BY BATTING ORDER

1 (5)	- Lyons (14), Williams (8), Cole (4), McCollum (1), Wilson (1)
2 (6)	- Williams (9), Lyons (6), McCollum (4), McGee (4), Wilson (3), Cole (2)
3 (5)	- McGee (9), McCollum (6), Williams (5), Lyons (5), Chirello (3)
4 (6)	- Chirello (17), Jones (4), McGee (3), Lyons (2), Holstein (1), McCollum (1)
5 (7)	- Alig (13), Posey (4), Chirello (3), Williams (3), Holstein (2), McCollum (2), McGee (1)
6 (11)	- Alig (6), Cole (6), Jones (4), McCollum (4), Chirello (2), Bradfield (1), Brooks (1), Lyons (1), McGee (1), Posey (1), Williams (1)
7 (10)	- McCollum (6), Jones (4), McGee (4), Bradfield (3), Posey (3), Alig (2), Chirello (2), Gibbs (2), Cole (1), Williams (1)
8 (12)	- Gibbs (8), Wilson (4), Bradfield (3), Posey (3), Brooks (2), McCollum (2), Brown (1), Cole (1), Chirello (1), Holstein (1), Jones (1), McGee (1)
9 (3)	- McDuffie (23), Posey (4), Wilson (1)

## OWLS AT A GLANCE

Overall Record	15-13
Current Streak	Won 1
Series Record	2-5-0
Home	9-7
Road	6-6
Neutral	0-0
Day/Night	12-6/3-7
vs. Top-25 Teams	2-6
In February	4-5
In March	10-6
In April	1-2
In May	0-0
In June	0-0
vs. LHS/RHS	3-1/12-12
Kennesaw State Scores First	10-3
Comeback Wins	7
Losses After Leading	5
Extra Innings	0-1
One-Run Games	5-1
Two-Run Games	2-2
Leading After 6/7/8	7-2/9-0/12-0
Trailing After 6/7/8	6-10/2-9/1-8
Tied After 6/7/8	2-1/3-1/1-1
KSU Out-Hits Opponent	10-2
Opponent Out-Hits KSU	4-10
Two Teams Match on Hits	1-1

## THE LAST TIME AN OWL...

### BATTING

Recorded 4 hits in a game	Cooper Williams at Delaware (March 29, 2026)
Recorded 5 hits in a game	Jamarie Brooks at FGCU (May 19, 2023)
Recorded 6 hits in a game	Martin Baker vs. USC Upstate (April 12, 2008)
Scored 3 runs in a game	Cooper Williams at Delaware (March 29, 2026)
Scored 4 runs in a game	James McGee at Delaware (March 29, 2026)
Scored 5 runs in a game	Terence Norman vs. Grambling State (March 23, 2018)
Drove in 4 RBI in a game	Jackson Chirello and Cooper Williams at Delaware (March 29, 2026)
Drove in 5 RBI in a game	Nate Anderson vs. Columbia (Feb. 23, 2025)
Drove in 6 RBI in a game	Grayson McCollum vs. Ga. Southern (March 17, 2026)
Drove in 7 RBI in a game	Griffin Helms vs. Grambling State (March 23, 2018)
Drove in 8 RBI in a game	Nate Anderson at Liberty (April 27, 2025)
Hit 2 doubles in a game	Trenton Lyons vs. Ga. Southern (March 17, 2026)
Hit 3 doubles in a game	Jackson Chirello vs. West Georgia (Feb. 17, 2026)
Hit 4 doubles in a game	Josh Hatcher at Jacksonville (March 18, 2022)
Hit 2 triples in a game	Nick Colina vs. New Orleans (Feb. 19, 2023)
Hit 3 triples in a game	Rauf Tulani vs. Lincoln Memorial (Feb. 12, 1997)
Hit 2 home runs in the same inning	Isaac Bouton at UAB (Feb. 16, 2024) (8th inning)
Hit 2 home runs in a game	Jackson Chirello and Cooper Williams at Delaware (March 29, 2026)
Hit 3 home runs in a game	Cash Young vs. Jacksonville (April 22, 2022)
Hit an Inside-the-Park Home Run	Chris Cole at West Georgia (May 6, 2025)
Hit a Grand Slam	Donovan Cash at West Georgia (May 6, 2025)
Hit a Walkoff Home Run	Nate Anderson vs. New Mexico State (9th inning) (May 2, 2025)
Hit a Walkoff Base Hit	Wesley Aliq vs. Liberty (9th inning) (March 22, 2026)
Hit a Home Run to Lead Off a Game	Nate Anderson vs. Middle Tennessee (May 15, 2025)
Hit a Home Run in Consecutive At-Bats	Jackson Chirello and Cooper Williams at Delaware (March 29, 2026)
Hit for the Cycle	Josh Hatcher vs. UNF (March 26, 2022)
Stole 3 bases in a game	Cooper Williams vs. Samford (March 6, 2026)
Stole 4 bases in a game	Aaron Dobbs at Mercer (March 17, 2012)
Stole Home	Nate Anderson (double steal with Chris Cole [2B]) at Georgia (April 29, 2025)

### PITCHING

Recorded 10+ strikeouts	11 by Tanner Franklin vs. Queens (April 20, 2024)
Recorded 15+ strikeouts	15 by Chris Erwin at Georgia Southern (May 12, 2015)
Threw a Nine-Inning Complete Game	Smith Pinson vs. FIU (May 23, 2025)
Threw a Complete Game Shutout	Smith Pinson vs. FIU (May 23, 2025)
Threw back-to-back Complete Games	Tony Dibrell vs. USC Upstate (April 7, 2017)
	Tony Dibrell at Stetson (April 13, 2017)
Threw a combined shutout	Smith Pinson, Jackson Abernathy and JT Gibson vs. Middle Tennessee (May 17, 2025)
Threw a No Hitter	--
Threw a Perfect Game	--

## THE LAST TIME WE...

### BATTING

Were shutout	vs. Liberty (March 20, 2026)
Scored 10-14 runs	13, at Delaware (March 29, 2026)
Scored 15-19 runs	16, vs. Ga. Southern (March 17, 2026)
Scored 20-24 runs	21 at Bellarmine (April 27, 2024)
Scored 25-29 runs	26, vs. Grambling State (March 23, 2018)
Scored 30+ runs	32, at USC Upstate - GM 2 (April 12, 2008)
Recorded 15-19 hits	15, vs. Middle Tennessee (May 17, 2025)
Recorded 20-24 hits	20, vs. Ga. Southern (March 17, 2026)
Recorded 25-29 hits	25, vs. Grambling State (March 24, 2018)
Recorded 30+ hits	35, at USC Upstate - GM 2 (April 12, 2008)

### PITCHING

Pitched a shutout	vs. FIU (May 23, 2025)
Pitched back-to-back shutouts	vs. Brown - GM 1 (March 7, 2020)
	vs. Brown - GM 2 (March 7, 2020)
Recorded 10+ strikeouts	12, vs. Samford (March 7, 2026)
Recorded 15+ strikeouts	15, vs. Liberty (March 20, 2026)

### FIELDING

Made 3 errors in a game	at Delaware (March 29, 2026)
Made 4 errors in a game	at DBU (May 11, 2025)
Made 5+ errors in a game	8, vs. Columbia (Feb. 21, 2025)
Turned 3 double plays in a game	vs. Central Arkansas (May 25, 2024)
Turned 4 double plays in a game	vs. Eastern Kentucky (May 25, 2023)

### MISCELLANEOUS

Swept a non-conference home series (Three Games)	vs. LIU (Feb. 24-26, 2023)
Swept a non-conference road series (Three Games)	at Mercer (April 17-18, 2009)
Swept a conference home series (Three Games)	vs. Middle Tennessee (May 15-17, 2025)
Swept a conference road series (Three Games)	at Delaware (March 27-29, 2026)
Won a non-conference home series (Three Games)	vs. Columbia, 2-1 (Feb. 21-23, 2025)
Won a non-conference road series (Three Games)	at No. 25 Kentucky (March 8-10, 2024)
Won a conference home series (Three Games)	vs. Middle Tennessee, 3-0 (May 15-17, 2025)
Won a conference road series (Three Games)	at Delaware, 3-0 (March 27-29, 2026)
Defeated a ranked opponent	at No. 4 Georgia, 10-7 (March 24, 2026)
Defeated a Top 10 opponent	at No. 4 Georgia, 10-7 (March 24, 2026)
Defeated a Top Five opponent	at No. 4 Georgia, 10-7 (March 24, 2026)
Took a series from a ranked opponent	at No. 25 Kentucky, 2-1 (March 8-10, 2024)
Defeated a Power Four opponent	at No. 4 Georgia, 10-7 (March 24, 2026)

STAT	KENNESAW STATE RECORDS WHEN...		UNDER COACH COE
	2026 RECORD	2025 RECORD	
Overall	15-13	31-27	139-121
Home	9-7	17-9	74-46
Away	6-6	12-16	57-68
Neutral Site	0-0	2-2	8-7
Conference Game	6-6	17-9	75-52
Non-Conference Game	9-7	12-16	58-65
Vs. Ranked Opponent	2-6	0-2	7-17
Vs. Opponent .500 or Better	6-13	16-21	70-97
Vs. Opponent Below .500	9-0	13-2	56-22
Day Game (before 6:00 p.m.)	11-6	19-18	90-62
Night Game (6:00 p.m. or later)	4-7	9-9	36-49
Conference Series (3+ games)	1-3	4-3	23-17
Conference Home Series (3+ games)	0-2	4-1	13-8
Non-conference Series (3+ games)	0-2	1-2-1	7-9-1
Non-conference Home Series (3+ games)	0-1	1-1	6-3
In February	4-5	4-6	23-18
In March	10-6	7-11	45-41
In April	1-2	11-5	41-32
In May	0-0	9-5	30-28
In June	0-0	0-0	1-2
On Monday	0-0	0-0	0-0
On Tuesday	4-2	4-8	14-28
On Wednesday	0-0	1-2	9-10
On Thursday	0-1	2-0	6-4
On Friday	4-4	8-5	37-24
On Saturday	4-4	9-7	45-28
On Sunday	3-2	7-3	24-26
In Extra-Inning Games	0-1	3-1	5-5
In Games with Less than 9 Innings	1-4	4-5	18-17
In Series Openers (3+ games)	2-4	7-4	30-22
In Series Finales (3+ games)	4-3	7-4	33-19
When Scoring 3 or Less Runs	0-7	1-15	2-55
When Scoring 4-6 Runs	4-5	8-10	35-41
When Scoring 7-9 Runs	5-1	8-1	38-11
When Scoring 10+ Runs	5-0	15-0	52-4
Collecting 5 or Less Hits	0-5	0-7	3-26
Collecting 6-9 Hits	4-6	4-15	30-53
Collecting 10-14 Hits	10-2	21-4	68-32
Collecting 15+ Hits	1-0	5-0	25-0
Collecting 2 Homers	1-2	10-3	31-17
Collecting 3 Homers	2-0	0-0	8-2
Collecting 4 Homers	0-0	2-0	7-0
Collecting 5+ Homers	2-0	0-0	3-0
Collecting 7-9 Strikeouts (pitching)	7-7	14-7	47-43
Collecting 10-14 Strikeouts (pitching)	2-2	12-11	38-29
Collecting 15+ Strikeouts (pitching)	1-1	0-0	4-1
When a Player has Multiple Hits	12-9	27-21	123-92
When a Player has Multiple Homers	3-0	6-0	20-1
When a Player has Multiple Extra-Base Hits	6-0	17-2	56-17
When a Pitcher goes 6.0-6.2 Innings	1-1	0-1	19-12
When a Pitcher goes 7.0+ Innings	0-0	3-0	14-7
When a Pitcher has 5-7 Strikeouts	1-2	10-4	31-28
When a Pitcher has 8-9 Strikeouts	1-1	6-0	20-7
When a Pitcher has 10+ Strikeouts	0-0	0-0	2-1

# KSU DIVISION 1 SINGLE-GAME RECORDS

## TEAM

At-Bats.....	62, at Jax State, March 2, 2014
Runs Scored.....	32, at USC Upstate, April 12, 2008
Hits.....	35, at USC Upstate, April 12, 2008
RBI.....	31, at USC Upstate, April 12, 2008
Doubles.....	8, 4x, last at Jacksonville, March 18, 2022
Triples.....	3, vs. Belmont, April 15, 2006
<b>Home Runs.....</b>	<b>6, at Delaware, March 29, 2026</b>
Total Bases.....	46, at USC Upstate, April 12, 2008
Walks.....	15, at Queens, April 20, 2024
Hit by Pitch.....	6, at Jacksonville, March 24, 2007
Sacrifice Flies.....	4, at USC Upstate, April 12, 2008
Sacrifice Hits.....	5, twice, last at Georgia Southern, March 8, 2016
Stolen Bases.....	7, vs. Mercer, March 25, 2006
Intentional Walks.....	3, 3x, last at USC Upstate, April 16, 2016
Innings Pitched.....	16.2, at Jax State, March 2, 2014
Strikeouts (Pitching).....	19, 3x, last at Georgia Southern, May 12, 2015
Batters Faced.....	82, at Jax State, March 2, 2014
Strikeouts Looking (Pitching).....	10, vs. Southern Utah, March 21, 2009
Chances (Fielding).....	67, twice, last at Jax State, March 2, 2014
Putouts (Fielding).....	50, at Jax State, March 2, 2014
Assists (Fielding).....	20, at Troy, May 11, 2010
Double Plays Forced.....	4, 4x, last vs. Eastern Kentucky, March 25, 2023

## PLAYER

At-Bats.....	9, Kal Simmons at Jax State, March 2, 2014
Runs Scored.....	5, 3x, last Terence Norman vs. Grambling State, March 23, 2018
Hits.....	6, twice, last Martin Baker at USC Upstate, April 12, 2008
RBI.....	8, Nate Anderson at Liberty, April 27, 2025
Doubles.....	4, Josh Hatcher at Jacksonville, March 18, 2022
Triples.....	2, Nick Colina vs. New Orleans, Feb. 19, 2023
Home Runs.....	3, Cash Young vs. Jacksonville, April 22, 2022
Total Bases.....	12, twice, last Cash Young vs. Jacksonville, April 22, 2022
Walks.....	4, 8x, last Nate Anderson, April 19, 2025
Hit by Pitch.....	3, Jay Morrow at Lipscomb, March 29, 2008
Sacrifice Flies.....	2, 4x, last Zac Corbin vs. Stetson, May 14, 2022
Sacrifice Hits.....	2, 34x, last Jamarie Brooks at Belmont, March 6, 2024
Stolen Bases.....	4, Aaron Dobbs at Mercer, March 17, 2022
Steal Attempts.....	5, Aaron Dobbs at Mercer, March 17, 2022
Intentional Walks.....	2, 4x, last Josh Hatcher vs. Liberty, April 15, 2022
Innings Pitched.....	9.0, 32x, last Smith Pinson vs. FIU, May 23, 2025
Strikeouts (Pitching).....	15, twice, last Chris Erwin at Georgia Southern, May 12, 2015
Strikeouts Looking (Pitching).....	8, Tony Dibrell vs. USC Upstate, April 7, 2017
Putouts (Fielding).....	20, Jace Whitmer vs. FGCU, May 8, 2009
Assists (Fielding).....	11, Kal Simmons at Stetson, March 30, 2013
Most Caught Stealing (Catcher).....	4, Daniel Seres vs. Stetson, April 7, 2018

**KENNESAW STATE BATTING ORDER BY GAME (# OF 2026 START IN SPOT)**

OPPONENT	1	2	3	4	5	6	7	8	9	#	Record
Feb. 13 vs. Evansville	COLE (1)	LYONS (1)	MCCOLLUM (1)	HOLSTEIN (1)	WILLIAMS (1)	JONES (1)	ALIG (1)	CHIRELLO (1)	MCDUFFIE (1)	1	1-0
Feb. 14 vs. Marshall	LYONS (1)	MCCOLLUM (1)	WILLIAMS (1)	JONES (1)	ALIG (1)	CHIRELLO (1)	BRADFIELD (1)	POSEY (1)	MCDUFFIE (2)	2	1-0
Feb. 17 vs. West Georgia	LYONS (2)	MCCOLLUM (2)	WILLIAMS (2)	JONES (2)	HOLSTEIN (1)	ALIG (1)	CHIRELLO (1)	BROWN (1)	MCDUFFIE (3)	3	1-0
Feb. 20 at Florida	LYONS (3)	MCCOLLUM (3)	WILLIAMS (3)	JONES (3)	HOLSTEIN (2)	ALIG (2)	CHIRELLO (2)	POSEY (2)	MCDUFFIE (4)	4	0-1
Feb. 21 at Florida	LYONS (4)	MCCOLLUM (4)	WILLIAMS (4)	JONES (4)	ALIG (2)	CHIRELLO (2)	MCGEE (1)	BROOKS (1)	MCDUFFIE (5)	5	0-1
Feb. 22 at Florida	LYONS (5)	WILLIAMS (1)	MCCOLLUM (2)	CHIRELLO (1)	ALIG (3)	JONES (2)	GIBBS (1)	POSEY (3)	MCDUFFIE (6)	6	0-1
Feb. 24 at Georgia Southern	LYONS (6)	WILLIAMS (2)	MCCOLLUM (3)	CHIRELLO (2)	ALIG (4)	JONES (3)	GIBBS (2)	MCGEE (1)	MCDUFFIE (7)	7	1-0
Feb. 27 vs. West Virginia	LYONS (7)	WILLIAMS (3)	MCCOLLUM (4)	CHIRELLO (3)	ALIG (5)	JONES (4)	MCGEE (2)	HOLSTEIN (1)	MCDUFFIE (8)	8	0-1
Feb. 28 vs. West Virginia	MCCOLLUM (1)	MCGEE (1)	LYONS (1)	CHIRELLO (4)	ALIG (6)	BRADFIELD (1)	JONES (1)	BROOKS (2)	MCDUFFIE (9)	9	0-1
March 1 vs. West Virginia	LYONS (8)	MCGEE (2)	MCCOLLUM (5)	CHIRELLO (5)	ALIG (7)	BROOKS (1)	WILLIAMS (1)	WILSON (1)	POSEY (1)	10	0-1
March 3 vs. Georgia	WILLIAMS (1)	MCGEE (3)	MCCOLLUM (6)	LYONS (1)	CHIRELLO (1)	ALIG (3)	BRADFIELD (3)	WILSON (2)	MCDUFFIE (10)	11	0-1
March 6 vs. Samford	WILLIAMS (2)	MCGEE (4)	LYONS (2)	CHIRELLO (6)	MCCOLLUM (1)	ALIG (4)	JONES (2)	BRADFIELD (1)	MCDUFFIE (11)	12	1-0
March 7 vs. Samford	WILLIAMS (3)	WILSON (1)	LYONS (3)	CHIRELLO (7)	MCCOLLUM (2)	ALIG (5)	MCGEE (3)	BRADFIELD (2)	POSEY (2)	13	1-0
March 13 at Middle Tennessee	WILLIAMS (4)	WILSON (2)	LYONS (4)	CHIRELLO (8)	ALIG (8)	MCCOLLUM (1)	MCGEE (4)	BRADFIELD (3)	MCDUFFIE (12)	14	1-0
March 14 at Middle Tennessee	WILLIAMS (5)	WILSON (3)	LYONS (5)	CHIRELLO (9)	MCGEE (1)	MCCOLLUM (2)	COLE (1)	JONES (1)	MCDUFFIE (13)	15	0-1
March 15 at Middle Tennessee	WILLIAMS (6)	LYONS (2)	CHIRELLO (1)	MCCOLLUM (1)	ALIG (9)	MCGEE (1)	JONES (3)	COLE (1)	POSEY (3)	16	0-1
March 17 vs. Georgia Southern	WILSON (1)	LYONS (3)	CHIRELLO (2)	MCGEE (1)	WILLIAMS (2)	MCCOLLUM (3)	BRADFIELD (4)	GIBBS (1)	MCDUFFIE (14)	17	1-0
March 20 vs. Liberty	COLE (2)	LYONS (4)	CHIRELLO (3)	MCGEE (2)	WILLIAMS (3)	MCCOLLUM (4)	ALIG (2)	WILSON (3)	MCDUFFIE (15)	18	0-1
March 21 vs. Liberty	COLE (3)	LYONS (5)	WILLIAMS (5)	MCGEE (3)	CHIRELLO (2)	ALIG (6)	MCCOLLUM (1)	WILSON (4)	POSEY (4)	19	0-1
March 22 vs. Liberty	COLE (4)	LYONS (6)	MCGEE (1)	CHIRELLO (10)	ALIG (10)	WILLIAMS (1)	POSEY (1)	GIBBS (2)	MCDUFFIE (16)	20	1-0
March 24 at Georgia	LYONS (9)	WILLIAMS (4)	MCGEE (2)	CHIRELLO (11)	ALIG (11)	COLE (1)	POSEY (2)	MCCOLLUM (1)	MCDUFFIE (17)	21	1-0
March 27 at Delaware	LYONS (10)	WILLIAMS (5)	MCGEE (3)	CHIRELLO (12)	ALIG (12)	COLE (2)	POSEY (3)	MCCOLLUM (2)	MCDUFFIE (18)	21	2-0
March 28 at Delaware	LYONS (11)	WILLIAMS (6)	MCGEE (4)	CHIRELLO (13)	POSEY (1)	COLE (3)	MCCOLLUM (2)	GIBBS (3)	MCDUFFIE (19)	22	1-0
March 29 at Delaware	LYONS (12)	WILLIAMS (7)	MCGEE (5)	CHIRELLO (14)	POSEY (2)	COLE (4)	MCCOLLUM (3)	GIBBS (4)	MCDUFFIE (20)	22	2-0
March 31 at Mercer	LYONS (13)	WILLIAMS (8)	MCGEE (6)	CHIRELLO (15)	POSEY (3)	COLE (5)	MCCOLLUM (4)	GIBBS (5)	WILSON (1)	23	0-1
April 2 vs. DBU	LYONS (14)	WILLIAMS (9)	MCGEE (7)	CHIRELLO (16)	ALIG (13)	COLE (6)	MCCOLLUM (5)	GIBBS (6)	MCDUFFIE (21)	24	0-1
April 3 vs. DBU	WILLIAMS (7)	COLE (1)	MCGEE (8)	LYONS (2)	CHIRELLO (3)	POSEY (1)	MCCOLLUM (6)	GIBBS (7)	MCDUFFIE (22)	25	0-1
April 4 vs. DBU	WILLIAMS (8)	COLE (2)	MCGEE (9)	CHIRELLO (17)	POSEY (4)	LYONS (1)	JONES (4)	GIBBS (8)	MCDUFFIE (23)	26	1-0



**2026 Kennesaw State Baseball**  
**Overall Statistics for Kennesaw State (as of Apr 06, 2026)**  
**(All games Sorted by Batting avg)**



Record: 15-13 Home: 9-7 Away: 6-6 CUSA: 6-6

Player	avg	gp-gs	ab	r	h	2b	3b	hr	rbi	tb	slg%	bb	hp	so	gdp	ob%	sf	sh	sb-att	po	a	e	fld%
Cooper Williams	.362	28-27	105	25	38	6	1	5	23	61	.581	15	3	28	2	.455	0	0	12-16	38	17	3	.948
Jackson Chirello	.339	28-28	109	24	37	9	1	7	23	69	.633	10	2	31	1	.405	0	0	2-3	147	5	2	.987
Grayson McCollum	.287	26-26	94	14	27	5	0	0	18	32	.340	9	2	22	0	.352	3	0	0-0	26	48	7	.914
Trenton Lyons	.236	28-28	110	24	26	9	1	2	9	43	.391	17	2	31	1	.349	0	0	5-7	51	3	0	1.000
James McGee	.304	27-23	79	17	24	7	0	5	23	46	.582	16	5	10	3	.446	1	0	2-2	128	12	3	.979
Aaron Posey	.288	20-15	59	13	17	7	0	3	12	33	.559	7	0	26	1	.364	0	1	0-0	82	7	3	.967
Evan Holstein	.286	5-4	14	1	4	0	0	0	1	4	.286	0	0	5	1	.286	0	0	0-0	15	3	0	1.000
Wesley Alig	.278	22-21	72	9	20	4	0	0	13	24	.333	6	5	14	1	.365	2	1	0-1	31	43	4	.949
Josh Gibbs	.267	15-10	45	4	12	3	0	0	5	15	.333	5	0	14	0	.340	0	0	0-0	16	23	1	.975
Chris Cole	.264	17-14	53	9	14	3	0	1	6	20	.377	10	1	16	0	.391	0	2	8-9	28	0	0	1.000
Charlie Jones	.213	16-13	47	7	10	1	0	2	9	17	.362	5	2	20	0	.315	0	1	0-0	75	4	2	.975
Shamaar McDuffie	.203	24-23	69	10	14	3	0	0	6	17	.246	9	1	10	3	.304	0	3	0-0	35	53	3	.967
Jackson Bradfield	.200	10-7	30	3	6	0	1	2	4	14	.467	1	0	17	0	.226	0	0	0-0	3	0	0	1.000
Avery Wilson	.125	17-9	32	8	4	1	0	1	5	8	.250	5	1	9	1	.263	0	1	1-2	21	0	0	1.000
Jamarie Brooks	.083	10-3	12	2	1	0	0	1	3	4	.333	1	0	3	0	.154	0	0	0-0	7	0	0	1.000
Kaden Brown	.000	2-1	4	0	0	0	0	0	0	0	.000	0	1	2	0	.200	0	0	0-0	0	0	0	.000
Totals	.272	28	934	170	254	58	4	29	160	407	.436	116	25	258	14	.365	6	9	30-40	714	240	32	.968
Opponents	.280	28	930	197	260	50	3	40	184	436	.469	144	41	225	23	.394	14	6	20-30	708	227	22	.977

LOB - Team (212), Opp (226). DPs turned - Team (26), Opp (16). CI - Team (2), McGee 1, Posey 1. IBB - Team (2), Williams 1, Chirello 1, Opp (4). Picked off - Lyons 1, Alig 1.

**(All games Sorted by Earned run avg)**

Player	era	w-l	app	gs	cg	sho	sv	ip	h	r	er	bb	so	2b	3b	hr	b/avg	wp	hp	bk	sfa	sha
Daniel Powell	1.97	5-1	14	0	0	0/0	4	32.0	18	8	7	15	34	3	0	2	.176	2	1	1	3	2
Cooper McMullen	4.58	2-2	8	8	0	0/0	0	35.1	36	21	18	19	20	8	0	5	.265	2	3	0	0	1
Nolan Sliver	4.75	0-0	9	6	0	0/0	0	30.1	41	17	16	13	27	7	0	3	.325	3	5	0	1	0
JT Gibson	0.00	0-0	6	0	0	0/0	0	6.0	4	0	0	2	8	1	0	0	.200	3	0	0	1	0
Ryan Renfroe	4.76	0-1	9	0	0	0/0	0	5.2	5	7	3	10	7	0	0	0	.217	0	4	0	0	0
Nate Helman	5.25	1-0	7	0	0	0/0	0	12.0	7	7	7	10	19	0	0	0	.163	0	0	0	0	0
Harry Cain	5.32	2-2	11	1	0	0/0	3	23.2	18	16	14	7	28	7	0	5	.200	1	3	0	0	0
Jayden Summerville	5.82	0-1	10	3	0	0/0	1	17.0	15	15	11	11	21	2	2	1	.227	1	3	1	1	0
Ryan Gold	8.64	0-1	7	0	0	0/0	0	8.1	12	10	8	6	9	0	0	2	.364	3	4	0	0	2
Ty Bayer	8.65	4-3	10	3	0	0/0	0	26.0	41	29	25	11	20	8	1	7	.366	4	6	0	2	0
Logan Brock	10.05	0-2	8	3	0	0/0	0	14.1	25	19	16	10	11	3	0	5	.385	1	3	1	3	0
Peter Jezerinac	12.15	0-0	7	0	0	0/0	0	6.2	7	9	9	6	5	1	0	3	.259	1	3	0	0	0
Davis Harper	13.50	0-0	6	0	0	0/0	0	10.0	15	18	15	11	6	5	0	2	.357	0	0	0	3	0
Nolan McKinstry	13.50	0-0	2	0	0	0/0	0	2.0	3	3	3	3	2	1	0	1	.375	0	0	0	0	0
Cole Royer	17.05	1-0	5	4	0	0/0	0	6.1	8	12	12	9	8	2	0	2	.308	1	5	0	0	1
Nolan Bethel	23.14	0-0	2	0	0	0/0	0	2.1	5	6	6	1	0	2	0	2	.455	1	1	0	0	0
Totals	6.43	15-13	28	28	0	0/0	8	238.0	260	197	170	144	225	50	3	40	.280	23	41	3	14	6
Opponents	5.87	13-15	28	28	0	2/2	5	236.0	254	170	154	116	258	58	4	29	.272	29	25	3	6	9

PB - Team (4), Posey 3, McGee 1, Opp (4). Pickoffs - Team (1), McMullen 1, Opp (2). SBA/ATT - McGee (10-18), Posey (7-9), Harper (5-8), Powell (4-4), Holstein (3-3), Brock (1-3), Gold (1-2), Helman (2-2), Royer (2-2), Bayer (1-2), McMullen (2-2), Gibson (0-1), Bethel (1-1), Summerville (0-1), Renfroe (1-1), McKinstry (0-1).



**2026 Kennesaw State Baseball**  
 Overall Statistics for Kennesaw State (as of Apr 06, 2026)  
 (All games Sorted by Fielding pct)



Player	c	po	a	e	fld%	dp	sba	csb	sba%	pb	ci
Trenton Lyons	54	51	3	0	1.000	1	0	0	---	0	0
Chris Cole	28	28	0	0	1.000	0	0	0	---	0	0
Avery Wilson	21	21	0	0	1.000	0	0	0	---	0	0
Evan Holstein	18	15	3	0	1.000	0	3	0	1.000	0	0
Cooper McMullen	8	1	7	0	1.000	0	2	0	1.000	0	0
Jamarie Brooks	7	7	0	0	1.000	0	0	0	---	0	0
Ryan Gold	3	0	3	0	1.000	0	1	1	.500	0	0
Davis Harper	3	1	2	0	1.000	0	5	3	.625	0	0
Ty Bayer	3	1	2	0	1.000	1	1	1	.500	0	0
Jackson Bradfield	3	3	0	0	1.000	0	0	0	---	0	0
Jayden Summerville	3	2	1	0	1.000	0	0	1	.000	0	0
Nate Helman	1	0	1	0	1.000	0	2	0	1.000	0	0
Logan Brock	1	0	1	0	1.000	0	1	2	.333	0	0
JT Gibson	1	1	0	0	1.000	0	0	1	.000	0	0
Ryan Renfroe	1	0	1	0	1.000	0	1	0	1.000	0	0
Cole Royer	1	0	1	0	1.000	0	2	0	1.000	0	0
Jackson Chirello	154	147	5	2	.987	15	0	0	---	0	0
James McGee	143	128	12	3	.979	0	10	8	.556	1	1
Charlie Jones	81	75	4	2	.975	8	0	0	---	0	0
Josh Gibbs	40	16	23	1	.975	8	0	0	---	0	0
Aaron Posey	92	82	7	3	.967	0	7	2	.778	3	1
Shamaar McDuffie	91	35	53	3	.967	15	0	0	---	0	0
Wesley Alig	78	31	43	4	.949	12	0	0	---	0	0
Cooper Williams	58	38	17	3	.948	2	0	0	---	0	0
Grayson McCollum	81	26	48	7	.914	7	0	0	---	0	0
Daniel Powell	6	3	1	2	.667	0	4	0	1.000	0	0
Nolan Sliver	6	2	2	2	.667	0	0	0	---	0	0
Peter Jezerinac	0	0	0	0	.000	0	0	0	---	0	0
Harry Cain	0	0	0	0	.000	0	0	0	---	0	0
Nolan McKinstry	0	0	0	0	.000	0	0	1	.000	0	0
Nolan Bethel	0	0	0	0	.000	0	1	0	1.000	0	0
Kaden Brown	0	0	0	0	.000	0	0	0	---	0	0
Totals	986	714	240	32	.968	26	20	10	.667	4	2
Opponents	957	708	227	22	.977	16	30	10	.750	4	0

Hitting minimums - 1 Games 3.1 AB/Game  
 Pitching minimums - 1 Games 1.0 IP/Game



**2026 Kennesaw State Baseball**  
 Conference statistics for Kennesaw State (as of Apr 06, 2026)  
 (CUSA games only Sorted by Batting avg)



Record: 6-6 Home: 2-4 Away: 4-2 CUSA: 6-6

Player	avg gp-gs	ab	r	h	2b	3b	hr	rbi	tb	slg%	bb	hp	so	gdp	ob%	sf	sh	sb-att	po	a	e	fld%
Cooper Williams	.353 12-12	51	9	18	2	0	2	8	26	.510	4	2	12	0	.421	0	0	3-6	13	11	1	.960
James McGee	.308 12-12	39	10	12	4	0	2	11	22	.564	12	4	1	3	.500	1	0	1-1	58	6	1	.985
Jackson Chirello	.292 12-12	48	7	14	0	1	4	10	28	.583	6	1	15	0	.382	0	0	2-3	92	3	1	.990
Trenton Lyons	.275 12-12	51	11	14	5	0	2	5	25	.490	7	1	17	0	.373	0	0	1-1	14	2	0	1.000
Chris Cole	.268 11-11	41	5	11	2	0	1	4	16	.390	9	0	13	0	.400	0	1	6-6	21	0	0	1.000
-----																						
Charlie Jones	.364 4-3	11	2	4	1	0	0	1	5	.455	0	0	5	0	.364	0	1	0-0	14	1	0	1.000
Aaron Posey	.294 9-8	34	6	10	5	0	1	9	18	.529	3	0	14	0	.351	0	1	0-0	29	3	2	.941
Shamaar McDuffie	.267 10-10	30	4	8	1	0	0	2	9	.300	5	1	5	1	.389	0	1	0-0	16	26	3	.933
Josh Gibbs	.222 9-6	27	2	6	2	0	0	2	8	.296	3	0	8	0	.300	0	0	0-0	14	17	0	1.000
Grayson McCollum	.194 10-10	36	3	7	2	0	0	3	9	.250	3	2	10	0	.286	1	0	0-0	12	25	4	.902
Wesley Alig	.167 8-7	24	1	4	1	0	0	3	5	.208	1	1	4	0	.222	1	1	0-0	16	18	1	.971
Avery Wilson	.000 8-4	14	1	0	0	0	0	0	0	.000	2	1	6	0	.176	0	1	1-1	9	0	0	1.000
Jackson Bradford	.000 1-1	3	0	0	0	0	0	0	0	.000	0	0	3	0	.000	0	0	0-0	0	0	0	.000
Jamarie Brooks	.000 4-0	0	0	0	0	0	0	0	0	.000	0	0	0	0	.000	0	0	0-0	0	0	0	.000
Totals	.264 12	409	61	108	25	1	12	58	171	.418	55	13	113	4	.367	3	6	14-18	315	126	15	.967
Opponents	.269 12	401	68	108	21	2	17	64	184	.459	55	13	88	12	.372	4	4	5-10	317	102	9	.979

LOB - Team (108), Opp (94). DPs turned - Team (13), Opp (5). IBB - Team (0), Opp (3). Picked off - Lyons 1.

**(CUSA games only Sorted by Earned run avg)**

Player	era	w-l	app	gs	cg	sho	sv	ip	h	r	er	bb	so	2b	3b	hr	b/avg	wp	hp	bk	sfa	sha
Cooper McMullen	2.66	2-0	4	4	0	0/0	0	20.1	20	6	6	11	9	5	0	2	.263	0	1	0	0	0
Daniel Powell	3.18	2-1	7	0	0	0/0	2	17.0	12	6	6	8	16	3	0	2	.211	0	0	1	1	2
Nolan Sliver	5.27	0-0	3	3	0	0/0	0	13.2	20	9	8	3	9	4	0	1	.345	0	1	0	1	0
-----																						
Nate Helman	0.00	1-0	3	0	0	0/0	0	6.1	1	0	0	5	10	0	0	0	.050	0	0	0	0	0
JT Gibson	0.00	0-0	2	0	0	0/0	0	1.1	0	0	0	1	1	0	0	0	.000	0	0	0	0	0
Ryan Renfro	0.00	0-0	1	0	0	0/0	0	0.0	0	0	0	1	0	0	0	0		0	0	0	0	0
Ty Bayer	5.56	1-1	3	0	0	0/0	0	11.1	13	7	7	4	7	1	0	4	.295	2	4	0	0	0
Logan Brock	5.68	0-1	2	2	0	0/0	0	6.1	11	7	4	4	4	2	0	2	.379	0	1	0	0	0
Harry Cain	5.91	0-2	4	0	0	0/0	1	10.2	8	7	7	2	14	2	0	3	.200	0	2	0	0	0
Jayden Summerville	5.91	0-1	4	3	0	0/0	1	10.2	9	9	7	10	11	1	2	0	.225	1	2	0	1	0
Ryan Gold	13.50	0-0	3	0	0	0/0	0	3.1	6	5	5	1	3	0	0	0	.462	1	1	0	0	2
Davis Harper	20.25	0-0	3	0	0	0/0	0	4.0	7	10	9	5	4	3	0	2	.389	0	0	0	1	0
Cole Royer	99.00	0-0	1	0	0	0/0	0	0.0	1	2	2	0	0	0	0	1	1.000	0	1	0	0	0
Totals	5.23	6-6	12	12	0	0/0	4	105.0	108	68	61	55	88	21	2	17	.269	4	13	1	4	4
Opponents	4.60	6-6	12	12	0	1/1	5	105.2	108	61	54	55	113	25	1	12	.264	11	13	3	3	6

PB - Team (0), Opp (2). Pickoffs - Team (1), McMullen 1, Opp (1). SBA/ATT - McGee (4-7), Brock (1-3), Harper (2-3), Posey (1-3), Summerville (0-1), Bayer (0-1), Helman (1-1), Powell (1-1).



**2026 Kennesaw State Baseball**  
 Conference statistics for Kennesaw State (as of Apr 06, 2026)  
 (CUSA games only Sorted by Fielding pct)

Player	c	po	a	e	fld%	dp	sba	csb	sba%	pb	ci
Josh Gibbs	31	14	17	0	1.000	6	0	0	---	0	0
Chris Cole	21	21	0	0	1.000	0	0	0	---	0	0
Trenton Lyons	16	14	2	0	1.000	0	0	0	---	0	0
Charlie Jones	15	14	1	0	1.000	1	0	0	---	0	0
Avery Wilson	9	9	0	0	1.000	0	0	0	---	0	0
Cooper McMullen	5	1	4	0	1.000	0	0	0	---	0	0
Jayden Summerville	3	2	1	0	1.000	0	0	1	.000	0	0
Ryan Gold	3	0	3	0	1.000	0	0	0	---	0	0
Nate Helman	1	0	1	0	1.000	0	1	0	1.000	0	0
JT Gibson	1	1	0	0	1.000	0	0	0	---	0	0
Davis Harper	1	0	1	0	1.000	0	2	1	.667	0	0
Ty Bayer	1	0	1	0	1.000	1	0	1	.000	0	0
Jackson Chirello	96	92	3	1	.990	11	0	0	---	0	0
James McGee	65	58	6	1	.985	0	4	3	.571	0	0
Wesley Alig	35	16	18	1	.971	4	0	0	---	0	0
Cooper Williams	25	13	11	1	.960	1	0	0	---	0	0
Aaron Posey	34	29	3	2	.941	0	1	2	.333	0	0
Shamaar McDuffie	45	16	26	3	.933	7	0	0	---	0	0
Grayson McCollum	41	12	25	4	.902	4	0	0	---	0	0
Nolan Sliver	4	1	2	1	.750	0	0	0	---	0	0
Daniel Powell	4	2	1	1	.750	0	1	0	1.000	0	0
Ryan Renfroe	0	0	0	0	.000	0	0	0	---	0	0
Jackson Bradfield	0	0	0	0	.000	0	0	0	---	0	0
Jamarie Brooks	0	0	0	0	.000	0	0	0	---	0	0
Harry Cain	0	0	0	0	.000	0	0	0	---	0	0
Logan Brock	0	0	0	0	.000	0	1	2	.333	0	0
Cole Royer	0	0	0	0	.000	0	0	0	---	0	0
Totals	456	315	126	15	.967	13	5	5	.500	0	0
Opponents	428	317	102	9	.979	5	14	4	.778	2	0

Hitting minimums - 1 Games 3.1 AB/Game  
 Pitching minimums - 1 Games 1.0 IP/Game



**2026 Kennesaw State Baseball  
Game Results for Kennesaw State (as of Apr 06, 2026)  
(All games)**



Date	Opponent	Score	Inns	Overall	CUSA	Pitcher of record	Attend	Time
Feb 13, 2026	EVANSVILLE	w 11-3	9	1-0-0	0-0-0	Powell (W 1-0)	715	2:40
Feb 14, 2026	MARSHALL	w 10-9	9	2-0-0	0-0-0	Cain (W 1-0)	833	3:13
Feb 17, 2026	WEST GEORGIA	w 9-4	9	3-0-0	0-0-0	Royer (W 1-0)	755	3:01
Feb 20, 2026	at #12 Florida	L 3-9	9	3-1-0	0-0-0	McMullen (L 0-1)	7195	2:52
Feb 21, 2026	at #12 Florida	L 0-11	7	3-2-0	0-0-0	Bayer (L 0-1)	7783	2:15
Feb 22, 2026	at #12 Florida	L 9-12	9	3-3-0	0-0-0	Renfroe (L 0-1)	6707	3:38
Feb 24, 2026	at Georgia Southern	w 7-5	9	4-3-0	0-0-0	Powell (W 2-0)	1754	3:05
Feb 27, 2026	#20 WEST VIRGINIA	L 4-12	9	4-4-0	0-0-0	McMullen (L 0-2)	752	3:04
Feb 28, 2026	#20 WEST VIRGINIA	L 1-9	9	4-5-0	0-0-0	Bayer (L 0-2)	1005	3:11
Mar 01, 2026	#20 WEST VIRGINIA	w 7-6	9	5-5-0	0-0-0	Cain (W 2-0)	802	3:08
Mar 03, 2026	#8 GEORGIA	L 1-11	8	5-6-0	0-0-0	Brock (L 0-1)	1864	2:55
Mar 06, 2026	SAMFORD	w 8-3	9	6-6-0	0-0-0	Powell (W 3-0)	582	2:26
Mar 07, 2026	SAMFORD	w 9-8	9	7-6-0	0-0-0	Bayer (W 1-2)	673	2:57
* Mar 13, 2026	at Middle Tennessee	w 6-1	9	8-6-0	1-0-0	McMullen (W 1-2)	890	2:38
* Mar 14, 2026	at Middle Tennessee	L 2-13	7	8-7-0	1-1-0	Brock (L 0-2)	985	2:33
* Mar 15, 2026	at Middle Tennessee	L 3-4	9	8-8-0	1-2-0	Powell (L 3-1)	915	2:48
Mar 17, 2026	GEORGIA SOUTHERN	w 16-6	7	9-8-0	1-2-0	Bayer (W 2-2)	642	2:39
* Mar 20, 2026	LIBERTY	L 0-2 (10)	9	9-9-0	1-3-0	Cain (L 2-1)	709	2:52
* Mar 21, 2026	LIBERTY	L 5-11	9	9-10-0	1-4-0	Summerville (L 0-1)	634	3:12
* Mar 22, 2026	LIBERTY	w 4-3	9	10-10-0	2-4-0	Powell (W 4-1)	548	2:57
Mar 24, 2026	at #4 Georgia	w 10-7	9	11-10-0	2-4-0	Bayer (W 3-2)	1381	3:15
* Mar 27, 2026	at Delaware	w 8-1	9	12-10-0	3-4-0	McMullen (W 2-2)	224	2:54
* Mar 28, 2026	at Delaware	w 5-1	9	13-10-0	4-4-0	Helman (W 1-0)	0	2:51
* Mar 29, 2026	at Delaware	w 13-11	9	14-10-0	5-4-0	Bayer (W 4-2)	236	3:23
Mar 31, 2026	at Mercer	L 4-14	7	14-11-0	5-4-0	Gold (L 0-1)	320	2:43
* Apr 02, 2026	DALLAS BAPTIST	L 5-10	9	14-12-0	5-5-0	Cain (L 2-2)	651	3:08
* Apr 03, 2026	DALLAS BAPTIST	L 5-7	9	14-13-0	5-6-0	Bayer (L 4-3)	684	3:10
* Apr 04, 2026	DALLAS BAPTIST	w 5-4	9	15-13-0	6-6-0	Powell (W 5-1)	715	2:44

\* = Conference game

() extra inning game



**2026 Kennesaw State Baseball  
Games Summary for Kennesaw State (as of Apr 06, 2026)  
(All games)**



<b>Score by innings</b>	<b>1</b>	<b>2</b>	<b>3</b>	<b>4</b>	<b>5</b>	<b>6</b>	<b>7</b>	<b>8</b>	<b>9</b>	<b>EX</b>	<b>Total</b>
Kennesaw State	27	14	20	16	6	14	26	35	12	0	170
Opponents	27	23	22	21	20	24	22	26	10	2	197

**Record when ...**

Overall	15-13	After 6 leading	7-2
Conference	6-6	..... trailing	6-10
Non-Conference	9-7	..... tied	2-1
Home games	9-7	After 7 leading	9-0
Away games	6-6	..... trailing	2-9
Neutral site	0-0	..... tied	3-1
Day games	12-6	After 8 leading	12-0
Night games	3-7	..... trailing	1-8
vs Left starter	4-1	..... tied	1-1
vs Right starter	11-12		
1-Run games	5-1	Hit 0 home runs	7-8
2-Run games	2-2	... 1 home run	3-3
5+Run games	6-9	... 2+ home runs	5-2
Extra innings	0-1		
Shutouts	0-2	Opponent 0 home runs	5-3
		..... 1 home run	5-4
Scoring 0-2 runs	0-5	..... 2+ HRs	5-6
..... 3-5 runs	3-7		
..... 6-9 runs	7-1	Made 0 errors	5-2
..... 10+ runs	5-0	.... 1 error	6-6
		.... 2+ errors	4-5
Opponent 0-2 runs	3-1		
..... 3-5 runs	6-1	Opp. made 0 errors	3-10
..... 6-9 runs	5-3	..... 1 error	8-2
..... 10+ runs	1-8	..... 2+ errors	4-1
Scored in 1st inning	8-2	Out-hit opponent	10-2
Opp. scored in 1st	4-8	Out-hit by opponent	4-10
Scores first	10-3	Hits are tied	1-1
Opp. scores first	5-10		

**Record when team scores:**

Runs	0	1	2	3	4	5	6	7	8	9	10+
W-L	0-2	0-2	0-1	0-2	1-2	2-3	1-0	2-0	2-0	2-1	5-0

**Record when opponent scores:**

Runs	0	1	2	3	4	5	6	7	8	9	10+
W-L	0-0	3-0	0-1	3-0	2-1	1-0	2-0	1-1	1-0	1-2	1-8

**Record when leading after:**

Inn.	1	2	3	4	5	6	7	8
W-L	8-1	10-1	8-1	8-3	7-2	7-2	9-0	12-0

**Record when trailing after:**

Inn.	1	2	3	4	5	6	7	8
W-L	3-7	3-9	3-9	4-9	6-9	6-10	2-9	1-8

**Record when tied after:**

Inn.	1	2	3	4	5	6	7	8
W-L	4-5	2-3	4-3	3-1	2-2	2-1	3-1	1-1

Current winning streak: 1  
 Longest winning streak: 5  
 Longest losing streak: 3

**2026 Kennesaw State Baseball**  
**Team Game-by-Game for Kennesaw State (as of Apr 06, 2026)**  
**Batting (All games)**

Date	Opponent	ab	r	h	rbi	2b	3b	hr	tb	bb	ibb	sb	cs	hbp	sac	sf	gdp	k	po	a	e	lob	avg
Feb 13	EVANSVILLE	37	11	12	10	4	1	0	18	4	0	1	1	1	0	0	0	10	27	11	2	7	.324
Feb 14	MARSHALL	35	10	10	9	2	1	3	23	7	1	2	0	0	0	0	0	11	27	8	1	7	.306
Feb 17	WEST GEORGIA	32	9	11	8	4	0	0	15	6	1	2	0	1	0	1	2	1	27	5	0	7	.317
Feb 20	at Florida	31	3	5	3	1	0	0	6	2	0	0	0	0	0	1	0	14	24	11	1	4	.281
Feb 21	at Florida	25	0	5	0	0	0	0	5	0	0	0	0	0	0	0	1	6	18	2	2	4	.269
Feb 22	at Florida	36	9	10	8	2	1	0	14	7	0	1	1	1	1	0	2	10	24	9	1	9	.270
Feb 24	at Georgia Southern	35	7	8	7	2	0	3	19	4	0	0	1	1	1	0	0	13	27	5	1	7	.264
Feb 27	WEST VIRGINIA	32	4	7	4	1	0	2	14	2	0	0	1	1	0	0	1	15	27	9	1	4	.259
Feb 28	WEST VIRGINIA	31	1	4	1	0	0	1	7	0	0	1	0	2	0	0	0	8	27	3	1	5	.245
Mar 01	WEST VIRGINIA	33	7	9	6	1	0	2	16	4	0	0	0	0	0	0	1	9	27	6	1	6	.248
Mar 03	GEORGIA	28	1	6	1	1	0	0	7	2	0	0	1	1	0	0	0	6	24	4	1	6	.245
Mar 06	SAMFORD	36	8	13	8	2	0	0	15	2	0	5	1	0	0	0	1	11	27	8	1	6	.256
Mar 07	SAMFORD	33	9	11	9	2	0	5	28	1	0	0	0	0	0	1	1	7	27	10	0	2	.262
*Mar 13	at Middle Tennessee	33	6	7	6	1	1	1	13	6	0	0	1	0	0	1	1	8	27	17	1	7	.258
*Mar 14	at Middle Tennessee	24	2	6	2	0	0	2	12	4	0	1	1	1	1	0	0	8	18	6	1	7	.258
*Mar 15	at Middle Tennessee	33	3	8	3	2	0	0	10	5	0	0	0	3	1	0	1	7	24	11	2	12	.257
Mar 17	GEORGIA SOUTHERN	38	16	20	16	7	0	0	27	10	0	0	0	3	0	0	0	6	21	10	2	17	.275
*Mar 20	LIBERTY	32	0	3	0	2	0	0	5	4	0	1	1	2	0	0	0	12	30	13	0	8	.265
*Mar 21	LIBERTY	33	5	8	5	1	0	1	12	2	0	1	0	1	0	1	0	10	27	12	3	5	.264
*Mar 22	LIBERTY	35	4	12	4	2	0	0	14	3	0	2	0	1	2	0	0	4	27	4	0	11	.268
Mar 24	at Georgia	38	10	10	9	3	0	1	16	4	0	4	0	0	1	0	0	9	27	8	0	6	.268
*Mar 27	at Delaware	37	8	13	7	3	0	1	19	5	0	3	0	0	0	1	1	9	27	16	1	8	.272
*Mar 28	at Delaware	37	5	10	4	3	0	0	13	4	0	1	0	1	1	0	0	8	27	7	3	11	.272
*Mar 29	at Delaware	41	13	14	13	3	0	6	35	5	0	2	1	2	0	0	0	13	27	12	2	8	.276
Mar 31	at Mercer	25	4	5	3	1	0	0	6	6	0	0	0	1	0	0	1	9	18	5	2	7	.273
*Apr 02	DALLAS BAPTIST	34	5	7	5	5	0	0	12	6	0	0	0	0	0	0	1	10	27	9	2	8	.271
*Apr 03	DALLAS BAPTIST	37	5	11	5	1	0	1	15	9	0	1	0	2	1	0	0	10	27	8	0	17	.272
*Apr 04	DALLAS BAPTIST	33	5	9	4	2	0	0	11	2	0	2	0	0	0	0	0	14	27	11	0	6	.272
Totals		934	170	254	160	58	4	29	407	116	2	30	10	25	9	6	14	258	714	240	32	212	.272

**2026 Kennesaw State Baseball**  
**Team Game-by-Game for Kennesaw State (as of Apr 06, 2026)**  
**Pitching (All games)**

Date	Opponent	ip	h	r	er	bb	so	2b	3b	hr	wp	bk	hbp	dp	ibb	score	w-l	sv	era
Feb 13	EVANSVILLE	9.0	5	3	0	3	14	1	0	0	1	0	1	0	0	11-3	1-0	0	0.00
Feb 14	MARSHALL	9.0	8	9	9	7	5	0	0	3	2	0	3	1	0	10-9	2-0	0	4.50
Feb 17	WEST GEORGIA	9.0	6	4	4	6	7	1	0	1	1	1	1	2	0	9-4	3-0	1	4.33
Feb 20	at Florida	8.0	10	9	8	7	3	0	0	3	1	0	1	2	0	3-9	3-1	1	5.40
Feb 21	at Florida	6.0	16	11	7	2	11	3	1	0	2	0	2	0	0	0-11	3-2	1	6.15
Feb 22	at Florida	8.0	9	12	10	8	8	4	0	0	2	0	3	0	0	9-12	3-3	1	6.98
Feb 24	at Georgia Southern	9.0	13	5	5	3	15	2	0	2	1	0	0	1	0	7-5	4-3	1	6.67
Feb 27	WEST VIRGINIA	9.0	16	12	10	6	7	5	0	1	3	0	1	1	0	4-12	4-4	1	7.12
Feb 28	WEST VIRGINIA	9.0	10	9	6	11	10	1	0	1	2	0	2	1	0	1-9	4-5	1	6.99
Mar 01	WEST VIRGINIA	9.0	7	6	6	6	7	1	0	2	2	0	2	1	0	7-6	5-5	1	6.88
Mar 03	GEORGIA	8.0	9	11	10	7	9	2	0	2	0	0	3	0	1	1-11	5-6	1	7.26
Mar 06	SAMFORD	9.0	4	3	3	2	8	1	0	1	1	0	0	0	0	8-3	6-6	2	6.88
Mar 07	SAMFORD	9.0	13	8	8	4	12	3	0	0	0	1	3	1	0	9-8	7-6	3	6.97
*Mar 13	at Middle Tennessee	9.0	5	1	1	3	4	1	0	0	0	0	1	2	0	6-1	8-6	4	6.53
*Mar 14	at Middle Tennessee	6.0	13	13	10	5	4	1	0	4	0	0	2	0	1	2-13	8-7	4	6.93
*Mar 15	at Middle Tennessee	8.0	11	4	3	1	4	2	0	0	0	0	0	1	0	3-4	8-8	4	6.72
Mar 17	GEORGIA SOUTHERN	7.0	4	6	3	3	5	1	0	1	0	0	2	1	0	16-6	9-8	4	6.57
*Mar 20	LIBERTY	10.0	9	2	2	4	15	2	0	1	0	0	0	1	0	0-2	9-9	4	6.26
*Mar 21	LIBERTY	9.0	8	11	8	9	9	2	1	1	1	0	1	1	1	5-11	9-10	4	6.36
*Mar 22	LIBERTY	9.0	7	3	3	3	8	1	0	1	0	1	1	0	0	4-3	10-10	4	6.18
Mar 24	at Georgia	9.0	10	7	7	7	9	3	0	2	1	0	1	1	0	10-7	11-10	5	6.22
*Mar 27	at Delaware	9.0	6	1	1	5	6	2	0	1	0	0	1	2	0	8-1	12-10	6	5.97
*Mar 28	at Delaware	9.0	6	1	1	5	9	1	1	0	0	0	1	0	0	5-1	13-10	7	5.74
*Mar 29	at Delaware	9.0	16	11	11	4	9	2	0	4	1	0	2	2	0	13-11	14-10	8	5.97
Mar 31	at Mercer	6.0	12	14	13	7	7	1	0	4	0	0	3	1	0	4-14	14-11	8	6.36
*Apr 02	DALLAS BAPTIST	9.0	10	10	10	7	7	4	0	2	0	0	1	2	1	5-10	14-12	8	6.50
*Apr 03	DALLAS BAPTIST	9.0	6	7	7	7	7	0	0	3	1	0	2	1	0	5-7	14-13	8	6.52
*Apr 04	DALLAS BAPTIST	9.0	11	4	4	2	6	3	0	0	1	0	1	1	0	5-4	15-13	8	6.43
Totals		238.0	260	197	170	144	225	50	3	40	23	3	41	26	4	170-197	15-13	8	6.43



**2026 Kennesaw State Baseball**  
Miscellaneous Stats for Kennesaw State (as of Apr 06, 2026)  
(All games)



<b>Multiple Hit Games</b>	<b>2</b>	<b>3</b>	<b>4</b>	<b>5+</b>	<b>Total</b>
Cooper Williams	11	2	1	-	14
Jackson Chirello	8	4	-	-	12
Grayson McCollum	5	1	1	-	7
Trenton Lyons	5	2	-	-	7
Wesley Alig	5	-	-	-	5
James McGee	3	1	-	-	4
Aaron Posey	3	1	-	-	4
Shamaar McDuffie	1	2	-	-	3
Chris Cole	2	1	-	-	3
Jackson Bradfield	1	-	-	-	1
Josh Gibbs	-	-	1	-	1
Evan Holstein	1	-	-	-	1
<b>TEAM</b>	<b>45</b>	<b>14</b>	<b>3</b>	<b>0</b>	<b>62</b>

<b>Multiple RBI Games</b>	<b>2</b>	<b>3</b>	<b>4</b>	<b>5+</b>	<b>Total</b>
James McGee	5	3	-	-	8
Jackson Chirello	4	-	2	-	6
Cooper Williams	3	2	1	-	6
Wesley Alig	4	-	-	-	4
Aaron Posey	4	-	-	-	4
Josh Gibbs	2	-	-	-	2
Grayson McCollum	-	1	-	1	2
Charlie Jones	1	1	-	-	2
Jamarie Brooks	-	1	-	-	1
Avery Wilson	1	-	-	-	1
Jackson Bradfield	1	-	-	-	1
Trenton Lyons	1	-	-	-	1
<b>TEAM</b>	<b>26</b>	<b>8</b>	<b>3</b>	<b>1</b>	<b>38</b>

<b>Hitting Streaks</b>	<b>Longest</b>	<b>Current</b>
Aaron Posey	10	-
Jackson Chirello	8	2
James McGee	8	-
Josh Gibbs	6	6
Trenton Lyons	6	1
Cooper Williams	5	3
Chris Cole	5	2
Wesley Alig	5	-
Grayson McCollum	4	-
Charlie Jones	4	1
Avery Wilson	3	-
Shamaar McDuffie	3	3
Evan Holstein	2	-
Jackson Bradfield	2	-
Jamarie Brooks	1	-

<b>Reached Base Streaks</b>	<b>Longest</b>	<b>Current</b>
James McGee	17	17
Jackson Chirello	16	2
Wesley Alig	13	-
Chris Cole	13	13
Aaron Posey	11	-
Cooper Williams	10	9
Trenton Lyons	10	10
Avery Wilson	8	1
Josh Gibbs	8	8
Grayson McCollum	8	7
Charlie Jones	5	1
Shamaar McDuffie	5	3
Evan Holstein	2	-
Jackson Bradfield	2	-
Jamarie Brooks	1	1
Kaden Brown	1	-



**2026 Kennesaw State Baseball**  
 Miscellaneous Stats for Kennesaw State (as of Apr 06, 2026)  
 (All games)



**Starting Lineup By Position**  
 (Team W-L record when starter)

PITCHER:		
Cooper McMullen	8	(4-4)
Nolan Sliver	6	(5-1)
Cole Royer	4	(2-2)
Ty Bayer	3	(1-2)
Jayden Summerville	3	(1-2)
Logan Brock	3	(1-2)
Harry Cain	1	(1-0)
CATCHER:		
James McGee	16	(8-8)
Aaron Posey	10	(5-5)
Evan Holstein	2	(2-0)
FIRST BASE:		
Jackson Chirello	16	(9-7)
Charlie Jones	12	(6-6)
SECOND BASE:		
Wesley Alig	19	(10-9)
Josh Gibbs	8	(5-3)
Shamaar McDuffie	1	(0-1)
THIRD BASE:		
Grayson McCollum	20	(11-9)
Cooper Williams	8	(4-4)
SHORTSTOP:		
Shamaar McDuffie	22	(13-9)
Grayson McCollum	6	(2-4)
LEFT FIELD:		
Cooper Williams	17	(10-7)
Chris Cole	7	(2-5)
Jamarie Brooks	2	(1-1)
Wesley Alig	1	(1-0)
Jackson Bradfield	1	(1-0)
CENTER FIELD:		
Trenton Lyons	12	(6-6)
Avery Wilson	9	(4-5)
Chris Cole	7	(5-2)
RIGHT FIELD:		
Trenton Lyons	16	(9-7)
Jackson Chirello	11	(5-6)
Cooper Williams	1	(1-0)
DESIGNATED HITTER:		
James McGee	7	(4-3)
Jackson Bradfield	6	(4-2)
Aaron Posey	5	(4-1)
Evan Holstein	2	(0-2)
Josh Gibbs	2	(1-1)
Jamarie Brooks	1	(0-1)
Cooper Williams	1	(0-1)
Jackson Chirello	1	(1-0)
Charlie Jones	1	(0-1)
Wesley Alig	1	(0-1)
Kaden Brown	1	(1-0)

**Starting Lineup By Lineup Spot**  
 (Team W-L record when starter)

LEADOFF:		
Trenton Lyons	14	(8-6)
Cooper Williams	8	(4-4)
Chris Cole	4	(2-2)
Grayson McCollum	1	(0-1)
Avery Wilson	1	(1-0)
2ND SPOT:		
Cooper Williams	9	(5-4)
Trenton Lyons	6	(3-3)
Grayson McCollum	4	(2-2)
James McGee	4	(2-2)
Avery Wilson	3	(2-1)
Chris Cole	2	(1-1)
3RD SPOT:		
James McGee	9	(6-3)
Grayson McCollum	6	(3-3)
Cooper Williams	5	(2-3)
Trenton Lyons	5	(3-2)
Jackson Chirello	3	(1-2)
CLEANUP:		
Jackson Chirello	17	(11-6)
Charlie Jones	4	(2-2)
James McGee	3	(1-2)
Trenton Lyons	2	(0-2)
Evan Holstein	1	(1-0)
Grayson McCollum	1	(0-1)
5TH SPOT:		
Wesley Alig	13	(7-6)
Aaron Posey	4	(3-1)
Cooper Williams	3	(2-1)
Jackson Chirello	3	(0-3)
Evan Holstein	2	(1-1)
Grayson McCollum	2	(2-0)
James McGee	1	(0-1)
6TH SPOT:		
Chris Cole	6	(4-2)
Wesley Alig	6	(3-3)
Charlie Jones	4	(2-2)
Grayson McCollum	4	(2-2)
Jackson Chirello	2	(1-1)
James McGee	1	(0-1)
Cooper Williams	1	(1-0)
Jamarie Brooks	1	(1-0)
Trenton Lyons	1	(1-0)
Jackson Bradfield	1	(0-1)
Aaron Posey	1	(0-1)
7TH SPOT:		
Grayson McCollum	6	(2-4)
Charlie Jones	4	(2-2)
James McGee	4	(2-2)
Jackson Bradfield	3	(2-1)
Aaron Posey	3	(3-0)
Wesley Alig	2	(1-1)
Jackson Chirello	2	(1-1)
Josh Gibbs	2	(1-1)
Cooper Williams	1	(1-0)
Chris Cole	1	(0-1)
8TH SPOT:		
Josh Gibbs	8	(5-3)
Avery Wilson	4	(1-3)
Jackson Bradfield	3	(3-0)
Aaron Posey	3	(1-2)
Jamarie Brooks	2	(0-2)
Grayson McCollum	2	(2-2)



**2026 Kennesaw State Baseball**  
 Miscellaneous Stats for Kennesaw State (as of Apr 06, 2026)  
 (All games)

**STARTERS SUMMARY**

Player	GS	Position											Batting Order								
		p	c	1b	2b	3b	ss	lf	cf	rf	of	dh	1st	2nd	3rd	4th	5th	6th	7th	8th	9th
Trenton Lyons	28	.	.	.	.	.	.	.	12	16	.	.	14	6	5	2	.	1	.	.	.
Jackson Chirello	28	.	.	16	.	.	.	.	.	11	.	1	.	.	3	17	3	2	2	1	.
Cooper Williams	27	.	.	.	.	8	.	17	.	1	.	1	8	9	5	.	3	1	1	.	.
Grayson McCollum	26	.	.	.	.	20	6	.	.	.	.	.	1	4	6	1	2	4	6	2	.
James McGee	23	.	16	.	.	.	.	.	.	.	.	7	.	4	9	3	1	1	4	1	.
Shamaar McDuffie	23	.	.	.	1	.	22	.	.	.	.	.	.	.	.	.	.	.	.	.	23
Wesley Alig	21	.	.	.	19	.	.	1	.	.	.	1	.	.	.	.	13	6	2	.	.
Aaron Posey	15	.	10	.	.	.	.	.	.	.	.	5	.	.	.	.	4	1	3	3	4
Chris Cole	14	.	.	.	.	.	.	7	7	.	.	.	4	2	.	.	.	6	1	1	.
Charlie Jones	13	.	.	12	.	.	.	.	.	.	.	1	.	.	.	4	.	4	4	1	.
Josh Gibbs	10	.	.	.	8	.	.	.	.	.	.	2	.	.	.	.	.	.	2	8	.
Avery Wilson	9	.	.	.	.	.	.	.	9	.	.	.	1	3	.	.	.	.	.	4	1
Cooper McMullen	8	8	.	.	.	.	.	.	.	.	.	.	.	.	.	.	.	.	.	.	.
Jackson Bradfield	7	.	.	.	.	.	.	1	.	.	.	6	.	.	.	.	.	1	3	3	.
Nolan Sliver	6	6	.	.	.	.	.	.	.	.	.	.	.	.	.	.	.	.	.	.	.
Cole Royer	4	4	.	.	.	.	.	.	.	.	.	.	.	.	.	.	.	.	.	.	.
Evan Holstein	4	.	2	.	.	.	.	.	.	.	.	2	.	.	.	1	2	.	.	1	.
Logan Brock	3	3	.	.	.	.	.	.	.	.	.	.	.	.	.	.	.	.	.	.	.
Jayden Summervil	3	3	.	.	.	.	.	.	.	.	.	.	.	.	.	.	.	.	.	.	.
Jamarie Brooks	3	.	.	.	.	.	.	2	.	.	.	1	.	.	.	.	.	1	.	2	.
Ty Bayer	3	3	.	.	.	.	.	.	.	.	.	.	.	.	.	.	.	.	.	.	.
Harry Cain	1	1	.	.	.	.	.	.	.	.	.	.	.	.	.	.	.	.	.	.	.
Kaden Brown	1	.	.	.	.	.	.	.	.	.	.	1	.	.	.	.	.	.	.	1	.



**2026 Kennesaw State Baseball**  
**Batting Analysis for Kennesaw State (as of Apr 06, 2026)**  
**(All games Sorted by Player Name)**

Player	vs left			vs right			w/runners			w/bases empty			w/bases loaded			as leadoff			fly out	gnd out	fly/gnd
	h	ab	avg	h	ab	avg	h	ab	avg	h	ab	avg	h	ab	avg	rch	ops	pct			
Wesley Alig	1	11	.091	19	61	.311	7	32	.219	13	40	.325	0	0	---	6	18	.333	25	15	1.7
Jackson Bradfield	1	7	.143	5	23	.217	4	14	.286	2	16	.125	0	0	---	1	5	.200	3	4	0.8
Jamarie Brooks	0	1	.000	1	11	.091	1	4	.250	0	8	.000	0	0	---	1	3	.333	2	5	0.4
Kaden Brown	0	0	---	0	4	.000	0	3	.000	0	1	.000	0	0	---	1	1	1.000	1	1	1.0
Jackson Chirello	5	19	.263	32	90	.356	25	64	.391	12	45	.267	0	1	.000	11	28	.393	22	16	1.4
Chris Cole	4	8	.500	10	45	.222	11	29	.379	3	24	.125	1	2	.500	3	16	.188	7	16	0.4
Josh Gibbs	1	9	.111	11	36	.306	7	25	.280	5	20	.250	0	1	.000	3	11	.273	10	9	1.1
Evan Holstein	0	1	.000	4	13	.308	4	9	.444	0	5	.000	0	0	---	0	4	.000	2	3	0.7
Charlie Jones	0	5	.000	10	42	.238	7	27	.259	3	20	.150	0	3	.000	3	12	.250	9	8	1.1
Trenton Lyons	6	22	.273	20	88	.227	8	43	.186	18	67	.269	0	3	.000	16	36	.444	31	22	1.4
Grayson McCollum	5	16	.313	22	78	.282	16	41	.390	11	53	.208	4	5	.800	10	17	.588	21	24	0.9
Shamaar McDuffie	3	10	.300	11	59	.186	8	31	.258	6	38	.158	0	1	.000	5	18	.278	23	22	1.0
James McGee	7	15	.467	17	64	.266	9	42	.214	15	37	.405	0	5	.000	13	20	.650	21	24	0.9
Aaron Posey	1	8	.125	16	51	.314	5	23	.217	12	36	.333	0	2	.000	8	19	.421	3	13	0.2
Cooper Williams	8	17	.471	30	88	.341	21	51	.412	17	54	.315	0	2	.000	8	25	.320	18	21	0.9
Avery Wilson	1	5	.200	3	27	.111	2	18	.111	2	14	.143	0	1	.000	4	7	.571	8	11	0.7
Totals	43	154	.279	211	780	.271	135	456	.296	119	478	.249	5	26	.192	93	240	.388	206	214	1.0
Opponents	38	146	.260	222	784	.283	138	484	.285	122	446	.274	14	43	.326	105	241	.436	236	209	1.1

Player	pinch hitting			w/runners in scoring pos			w/runner on 3rd and LT 2 out			with 2 outs			success adv runners			2- rnr		rch	rch	kl	
	h	ab	avg	h	ab	avg	rbi	ops	pct	h	ab	avg	adv	ops	pct	rbi	w/out				
Wesley Alig	0	1	.000	7	23	.304	7	11	.636	6	22	.273	17	39	.436	4	4	11	0	4	5
Jackson Bradfield	0	1	.000	1	9	.111	1	3	.333	2	12	.167	4	14	.286	2	0	8	0	0	4
Jamarie Brooks	0	1	.000	1	3	.333	0	0	---	1	1	1.000	4	4	1.000	3	3	0	1	1	1
Kaden Brown	0	1	.000	0	3	.000	0	0	---	0	3	.000	0	3	.000	0	0	3	0	0	1
Jackson Chirello	0	0	---	9	28	.321	4	5	.800	10	36	.278	37	69	.536	10	5	22	3	2	5
Chris Cole	0	1	.000	6	17	.353	2	2	1.000	6	17	.353	19	33	.576	2	3	13	1	4	3
Josh Gibbs	0	2	.000	5	13	.385	1	3	.333	5	19	.263	11	27	.407	4	2	12	0	1	5
Evan Holstein	0	0	---	2	5	.400	1	2	.500	0	1	.000	4	9	.444	0	0	2	0	1	1
Charlie Jones	0	1	.000	6	19	.316	1	2	.500	2	14	.143	14	31	.452	1	2	18	1	3	5
Trenton Lyons	0	0	---	3	31	.097	3	6	.500	2	33	.061	22	51	.431	1	6	29	0	1	10
Grayson McCollum	0	0	---	14	32	.438	8	11	.727	7	34	.206	23	44	.523	7	9	12	3	3	4
Shamaar McDuffie	0	0	---	4	22	.182	3	6	.500	4	23	.174	18	36	.500	2	5	20	2	4	4
James McGee	1	1	1.000	6	24	.250	8	9	.889	7	20	.350	25	51	.490	9	5	13	0	5	3
Aaron Posey	0	0	---	4	16	.250	1	3	.333	4	14	.286	15	27	.556	7	5	10	1	1	11
Cooper Williams	1	1	1.000	14	36	.389	6	7	.857	11	38	.289	34	58	.586	8	4	22	0	1	6
Avery Wilson	0	1	.000	1	8	.125	2	3	.667	0	10	.000	7	21	.333	0	2	9	0	1	2
Totals	2	11	.182	83	289	.287	48	73	.658	67	297	.226	254	517	.491	60	55	212	12	32	70
Opponents	10	27	.370	80	300	.267	46	77	.597	70	287	.244	282	570	.495	62	76	226	17	27	67

Success Advancing Runners = percentage of times the batter advanced at least one runner during a plate appearance  
 #Rnrs Adv w/Out = TOTAL number of runners advanced when the player made an out




2026 Kennesaw State Baseball  
Pitching Analysis for Kennesaw State (as of Apr 06, 2026)  
(All games Sorted by Player Name)

Player	vs left			vs right			w/runners			w/bases empty			vs leadoff			with 2 outs			fly	gnd	fly/	
	h	ab	avg	h	ab	avg	h	ab	avg	h	ab	avg	rch	ops	pct	h	ab	avg	out	out	gnd	gdp
Ty Bayer	15	39	.385	26	73	.356	24	65	.369	17	47	.362	14	29	.483	15	34	.441	20	31	0.6	5
Nolan Bethel	3	5	.600	2	6	.333	3	6	.500	2	5	.400	2	3	.667	0	1	.000	4	2	2.0	1
Logan Brock	12	26	.462	13	39	.333	16	38	.421	9	27	.333	6	13	.462	10	22	.455	21	9	2.3	0
Harry Cain	5	27	.185	13	63	.206	9	34	.265	9	56	.161	5	21	.238	5	31	.161	31	12	2.6	0
JT Gibson	0	7	.000	4	13	.308	1	12	.083	3	8	.375	2	5	.400	1	8	.125	7	1	7.0	0
Ryan Gold	3	8	.375	9	25	.360	7	22	.318	5	11	.455	5	9	.556	3	11	.273	8	5	1.6	1
Davis Harper	7	15	.467	8	27	.296	11	30	.367	4	12	.333	6	9	.667	6	16	.375	11	10	1.1	0
Nate Helman	2	17	.118	5	26	.192	3	20	.150	4	23	.174	3	12	.250	0	10	.000	14	3	4.7	0
Peter Jezerinac	2	13	.154	5	14	.357	6	13	.462	1	14	.071	0	4	.000	3	10	.300	9	6	1.5	0
Nolan McKinstry	1	2	.500	2	6	.333	1	6	.167	2	2	1.000	1	1	1.000	0	2	.000	2	1	2.0	0
Cooper McMullen	19	54	.352	17	82	.207	15	59	.254	21	77	.273	17	40	.425	8	38	.211	27	51	0.5	7
Daniel Powell	5	40	.125	13	62	.210	6	49	.122	12	53	.226	12	28	.429	4	34	.118	36	19	1.9	4
Ryan Renfroe	2	7	.286	3	16	.188	4	13	.308	1	10	.100	2	6	.333	4	10	.400	3	7	0.4	0
Cole Royer	3	10	.300	5	16	.313	5	15	.333	3	11	.273	7	10	.700	2	8	.250	9	2	4.5	0
Nolan Sliver	12	51	.235	29	75	.387	19	67	.284	22	59	.373	13	32	.406	6	31	.194	26	31	0.8	5
Jayden Summerville	3	22	.136	12	44	.273	8	35	.229	7	31	.226	10	19	.526	3	21	.143	8	19	0.4	0
Totals	94	343	.274	166	587	.283	138	484	.285	122	446	.274	105	241	.436	70	287	.244	236	209	1.1	23
Opponents	109	372	.293	145	562	.258	135	456	.296	119	478	.249	93	240	.388	67	297	.226	206	214	1.0	14

Player	app	gs	ip/app	*h/g	*r/g	*er/g	*bb/g	*so/g	k/bb	*2b/g	*3b/g	*hr/g	*fo/g	*go/g	*bf/g	sba	att	pct
Ty Bayer	10	3	2.60	14.19	10.04	8.65	3.81	6.92	1.8	2.77	0.35	2.42	6.92	10.73	45.35	1	2	.500
Nolan Bethel	2	0	1.17	19.29	23.14	23.14	3.86	0.00	0.0	7.71	0.00	7.71	15.43	7.71	50.14	1	1	1.000
Logan Brock	8	3	1.79	15.70	11.93	10.05	6.28	6.91	1.1	1.88	0.00	3.14	13.19	5.65	50.86	1	3	.333
Harry Cain	11	1	2.15	6.85	6.08	5.32	2.66	10.65	4.0	2.66	0.00	1.90	11.79	4.56	38.03	0	0	---
JT Gibson	6	0	1.00	6.00	0.00	0.00	3.00	12.00	4.0	1.50	0.00	0.00	10.50	1.50	34.50	0	1	.000
Ryan Gold	7	0	1.19	12.96	10.80	8.64	6.48	9.72	1.5	0.00	0.00	2.16	8.64	5.40	49.68	1	2	.500
Davis Harper	6	0	1.67	13.50	16.20	13.50	9.90	5.40	0.5	4.50	0.00	1.80	9.90	9.00	50.40	5	8	.625
Nate Helman	7	0	1.71	5.25	5.25	5.25	7.50	14.25	1.9	0.00	0.00	0.00	10.50	2.25	39.75	2	2	1.000
Peter Jezerinac	7	0	0.95	9.45	12.15	12.15	8.10	6.75	0.8	1.35	0.00	4.05	12.15	8.10	48.60	0	0	---
Nolan McKinstry	2	0	1.00	13.50	13.50	13.50	13.50	9.00	0.7	4.50	0.00	4.50	9.00	4.50	49.50	0	1	.000
Cooper McMullen	8	8	4.42	9.17	5.35	4.58	4.84	5.09	1.1	2.04	0.00	1.27	6.88	12.99	40.50	2	2	1.000
Daniel Powell	14	0	2.29	5.06	2.25	1.97	4.22	9.56	2.3	0.84	0.00	0.56	10.12	5.34	34.59	4	4	1.000
Ryan Renfroe	9	0	0.63	7.94	11.12	4.76	15.88	11.12	0.7	0.00	0.00	0.00	4.76	11.12	58.76	1	1	1.000
Cole Royer	5	4	1.27	11.37	17.05	17.05	12.79	11.37	0.9	2.84	0.00	2.84	12.79	2.84	59.68	2	2	1.000
Nolan Sliver	9	6	3.37	12.16	5.04	4.75	3.86	8.01	2.1	2.08	0.00	0.89	7.71	9.20	43.02	0	0	---
Jayden Summerville	10	3	1.70	7.94	7.94	5.82	5.82	11.12	1.9	1.06	1.06	0.53	4.24	10.06	42.88	0	1	.000
Totals	28	28	8.50	9.83	7.45	6.43	5.45	8.51	1.6	1.89	0.11	1.51	8.92	7.90	43.00	20	30	.667
Opponents	28	28	8.43	9.69	6.48	5.87	4.42	9.84	2.2	2.21	0.15	1.11	7.86	8.16	41.57	30	40	.750

\* = average based on 9-inning game

## TV/RADIO IDENTIFICATION ROSTER



**JAMARIE BROOKS**  
OF R-R • 6-2 • 184 • SR.  
RIVERDALE, GA.  
MUNDY'S MILL




**GRAYSON McCOLLUM**  
INF R-R • 6-0 • 205 • FR.  
PEACHTREE CORNERS, GA.  
WESLEYAN



**AVERY WILSON**  
OF R-R • 5-11 • 180 • FR.  
POWDER SPRINGS, GA.  
HILLGROVE



**SHAMAAR McDUFFIE**  
INF R-R • 5-11 • 152 • JR.  
HAMPTON, GA.  
GEORGIA PREMIER ACADEMY



**JACKSON BRADFORD**  
OF R-R • 5-11 • 211 • SO.  
CANTON, GA.  
CHEROKEE



**CHRIS COLE**  
OF L-R • 6-2 • 179 • GR.  
DALLAS, GA.  
NORTH PAULDING



**JOSH GIBBS**  
INF R-R • 6-0 • 170 • FR.  
CUMMING, GA.  
FORSYTH CENTRAL



**JIN KASUYA**  
INF R-R • 5-10 • 178 • FR.  
BUFORD, GA.  
SECKINGER



**WESLEY ALIG**  
INF/OF R-R • 5-9 • 191 • SO.  
OAK RIDGE, TENN.  
CHRISTIAN ACADEMY OF KNOXVILLE



**TRENTON LYONS**  
OF S-R • 6-3 • 192 • JR.  
MEMPHIS, TENN.  
NC STATE/OLE MISS/CHRISTIAN BROTHERS



**NATE HELMAN**  
RHP R-R • 6-4 • 200 • R-JR.  
DANA POINT, CALIF.  
SADDLEBACK COLLEGE/DANA HILLS



**JAMES MCGEE**  
C R-R • 6-0 • 204 • SO.  
MOONOUGH, GA.  
OLA




**NOLAN SILVER**  
RHP R-R • 6-3 • 163 • SR.  
MCDONOUGH, GA.  
OLA



**COOPER McMULLEN**  
RHP R-R • 6-3 • 197 • SO.  
BONAIRE, GA.  
GEORGIA TECH/TATNALL SQUARE ACADEMY



**RYAN GOLD**  
LHP R-L • 6-4 • 207 • JR.  
SMYRNA, GA.  
CAMPBELL




**LOGAN BROCK**  
RHP R-R • 6-2 • 185 • SO.  
MARIETTA, GA.  
BELMONT/LASSITER




**THORPE MUSCI**  
RHP R-R • 6-0 • 207 • SO.  
LILBURN, GA.  
GEORGIA TECH/PARKVIEW



**DANIEL POWELL**  
RHP R-R • 6-3 • 195 • JR.  
ROSWELL, GA.  
FELLOWSHIP CHRISTIAN



**KADEN BROWN**  
INF R-R • 6-2 • 241 • R-SO.  
FAYETTEVILLE, GA.  
SANDY CREEK



**EVAN HOLSTEIN**  
C/INF R-R • 6-2 • 215 • SO.  
CANTON, GA.  
CHEROKEE



**COOPER WILLIAMS**  
INF/OF L-R • 5-10 • 181 • JR.  
WOODSTOCK, GA.  
NORTH COBB CHRISTIAN



**TY BAYER**  
RHP/UTL S-R • 6-4 • 189 • SO.  
CUMMING, GA.  
SOUTH FORSYTH




**JACKSON CHIRELLO**  
OF L-R • 6-6 • 200 • SR.  
WOODSTOCK, GA.  
ETOWAH



**ETHAN OSADA**  
RHP R-R • 6-7 • 228 • SO.  
WOODSTOCK, GA.  
RIVER RIDGE



**CHARLIE JONES**  
INF/OF R-R • 6-3 • 239 • SR.  
CUMMING, GA.  
GEORGIA/AIR FORCE/KING'S RIDGE CHRISTIAN



**AARON POSEY**  
C R-R • 6-1 • 208 • SR.  
WEXFORD, PA.  
NORTH ALLEGHENY



**JT GIBSON**  
LHP R-L • 6-4 • 216 • R-JR.  
MCLEAN, VA.  
VIRGINIA TECH/ST. JOHN'S COLLEGE HS




**COLE ROYER**  
RHP R-L • 6-6 • 184 • SO.  
WAYNESVILLE, GA.  
GEORGIA TECH/PIERCE COUNTY



**HUNTER STONECIPHER**  
C L-R • 6-0 • 195 • FR.  
BOGART, GA.  
EAST COBB



**DAVIS HARPER**  
RHP R-R • 6-1 • 197 • FR.  
DUNWOODY, GA.  
HOLY INNOCENTS EPISCOPAL



**NOLAN BETHEL**  
RHP R-R • 6-3 • 210 • FR.  
LOUDON, TENN.  
LOUDON




**NOLAN MCKINSTRY**  
RHP R-R • 6-1 • 148 • SO.  
HIRAM, GA.  
SOUTH PAULDING



**SAM SUMMERLIN**  
INF/OF/C L-R • 6-0 • 184 • FR.  
CAMILLA, GA.  
WESTWOOD




**AVERY SHIFLET**  
LHP L-L • 6-4 • 220 • FR.  
CARTERSVILLE, GA.  
CARTERSVILLE



**HARRY CAIN**  
RHP L-L • 6-6 • 226 • R-SR.  
ATLANTA, GA.  
ST. FRANCIS



**RYAN RENFRO**  
RHP R-R • 6-3 • 199 • JR.  
THOMASVILLE, GA.  
THOMASVILLE



**PETER JEZERINAC**  
LHP L-L • 6-2 • 179 • SO.  
KENNESAW, GA.  
KENNESAW MOUNTAIN



**JAYDEN SUMMERVILLE**  
LHP L-L • 6-4 • 203 • FR.  
ORLANDO, FLA.  
LAKE HIGHLAND PREP

# 2026 ROSTER

## PITCHERS

NO.	NAME	POS.	B-T	HT.	WT.	CL.	HOMETOWN (PREVIOUS SCHOOLS)
12	Nate Helman	RHP	R-R	6-4	200	R-Jr.	Dana Point, Calif. (Saddleback College/Dana Hills)
14	Nolan Sliver	RHP	R-R	6-3	163	Sr.	McDonough, Ga. (Ola)
15	Cooper McMullen	RHP	R-R	6-3	197	So.	Bonaire, Ga. (Georgia Tech/Tattnall Square Academy)
16	Ryan Gold	LHP	R-L	6-4	207	Jr.	Smyrna, Ga. (Georgia/Campbell)
17	Logan Brock	RHP	R-R	6-2	185	So.	Marietta, Ga. (Belmont/Lassiter)
18	Thorpe Musci	RHP	R-R	6-0	207	So.	Lilburn, Ga. (Georgia Tech/Parkview)
19	Daniel Powell	RHP	R-R	6-3	195	Jr.	Roswell, Ga. (Fellowship Christian)
23	Ty Bayer	RHP/UTL	S-R	6-4	189	So.	Cumming, Ga. (South Forsyth)
26	Ethan Osada	RHP	R-R	6-7	228	So.	Woodstock, Ga. (River Ridge)
29	JT Gibson	LHP	R-L	6-4	216	R-Jr.	McLean, Va. (Virginia Tech/St. John's College HS)
30	Cole Royer	RHP	R-R	6-6	184	So.	Waynesville, Ga. (Georgia Tech/Pirece County)
33	Davis Harper	RHP	R-R	6-1	197	Fr.	Dunwoody, Ga. (Holy Innocents' Episcopal)
34	Nolan Bethel	RHP	R-R	6-3	210	Fr.	Loudon, Tenn. (Loudon)
35	Nolan McKinstry	RHP	R-R	6-1	185	So.	Hiram, Ga. (South Paulding)
38	Avery Shifflet	LHP	L-L	6-4	220	Fr.	Cartersville, Ga. (Cartersville)
39	Harry Cain	RHP	R-R	6-6	226	R-Sr.	Atlanta, Ga. (St. Francis)
40	Ryan Renfro	RHP	R-R	6-3	199	Jr.	Thomasville, Ga. (Thomasville)
41	Peter Jezerinac	LHP	L-L	6-2	179	So.	Kennesaw, Ga. (Kennesaw Mountain)
42	Jayden Summerville	LHP	L-L	6-4	203	Fr.	Orlando, Fla. (Lake Highland Prep)

## CATCHERS

NO.	NAME	POS.	B-T	HT.	WT.	CL.	HOMETOWN (PREVIOUS SCHOOLS)
13	James McGee	C/INF	R-R	6-0	204	So.	McDonough, Ga. (Ola)
21	Evan Holstein	C/INF	R-R	6-2	215	So.	Canton, Ga. (Cherokee)
28	Aaron Posey	C	R-R	6-1	208	Sr.	Wexford, Pa. (North Allegheny)
32	Hunter Stonecipher	C	L-R	6-0	195	Fr.	Bogart, Ga. (East Cobb)

## INFIELDERS

NO.	NAME	POS.	B-T	HT.	WT.	CL.	HOMETOWN (PREVIOUS SCHOOLS)
3	Grayson McCollum	INF	R-R	6-0	205	Fr.	Peachtree Corners, Ga. (Wesleyan)
5	Shamaar McDuffie	INF	R-R	5-11	163	Jr.	Hampton, Ga. (Georgia Premier Academy)
8	Josh Gibbs	INF	R-R	6-0	170	Fr.	Cumming, Ga. (Forsyth Central)
9	Jin Kasuya	INF	R-R	5-10	178	Fr.	Buford, Ga. (Seckinger)
10	Wesley Alig	INF/OF	R-R	5-9	191	So.	Oak Ridge, Tenn. (Christian Academy of Knoxville)
20	Kaden Brown	INF	R-R	6-2	241	R-So.	Fayetteville, Ga. (Sandy Creek)
27	Charlie Jones	INF/OF	R-R	6-3	239	Sr.	Cumming, Ga. (Georgia/Air Force/King's Ridge Christian)
37	Sam Summerlin	INF/OF/C	L-R	6-0	184	Fr.	Camilla, Ga. (Westwood)

## OUTFIELDERS

NO.	NAME	POS.	B-T	HT.	WT.	CL.	HOMETOWN (PREVIOUS SCHOOLS)
2	Jamarie Brooks	OF	R-R	6-2	184	Sr.	Riverdale, Ga. (Mundy's Mill)
4	Avery Wilson	OF	R-R	5-11	180	Fr.	Powder Springs, Ga. (Hillgrove)
6	Jackson Bradfield	OF	R-R	5-11	211	So.	Canton, Ga. (Cherokee)
7	Chris Cole	OF	L-R	6-2	179	Gr.	Dallas, Ga. (South Georgia State CC/North Paulding)
11	Trenton Lyons	OF	S-R	6-3	192	Jr.	Memphis, Tenn. (NC State/Ole Miss/Christian Brothers)
22	Cooper Williams	OF	L-R	5-10	181	Jr.	Woodstock, Ga. (North Cobb Christian)
24	Jackson Chirello	OF	L-R	6-6	200	Sr.	Woodstock, Ga. (Etowah)

## COACHES AND STAFF

Ryan Coe	Head Coach/Fifth Year
Mathew Passauer	Assistant Coach/Pitching Coach/Fifth Year
Brad Tyler	Assistant Coach/Hitting Coach/Fourth Year
Dax Norris	Assistant Coach/First Year
Terence Norman	Director of Baseball Operations/Fourth Year
Andy Turner	Athletic Trainer
Wade Richardson	Director of Player Development
Nate Anderson	Director of Offensive Development
Jackson Abernathy	Director of Analytics
Luke Treadway	Speed, Strength and Conditioning Coach
Thomas Bourne	Scouting/Video Coordinator
Oliver Courdin	Field Coordinator
Luke Crisp	Bullpen Catcher

## NUMERICAL

2	Jamarie Brooks, OF
3	Grayson McCollum, INF
4	Avery Wilson, OF
5	Shamaar McDuffie, INF
6	Jackson Bradfield, OF
7	Chris Cole, OF
8	Josh Gibbs, INF
9	Jin Kasuya, INF
10	Wesley Alig, INF/OF
11	Trenton Lyons, OF
12	Nate Helman, RHP
13	James McGee, C
14	Nolan Sliver, RHP
15	Cooper McMullen, RHP
16	Ryan Gold, LHP
17	Logan Brock, RHP
18	Thorpe Musci, RHP
19	Daniel Powell, RHP
20	Kaden Brown, INF
21	Evan Holstein, C/INF
22	Cooper Williams, OF
23	Ty Bayer, RHP/UTL
24	Jackson Chirello, OF
26	Ethan Osada, RHP
27	Charlie Jones, INF
28	Aaron Posey, C
29	J.T. Gibson, LHP
30	Cole Royer, RHP
32	Hunter Stonecipher, C
33	Davis Harper, RHP
34	Nolan Bethel, RHP
35	Nolan McKinstry, RHP
37	Sam Summerlin, INF/OF/C
38	Avery Shifflet, LHP
39	Harry Cain, RHP
40	Ryan Renfro, RHP
41	Peter Jezerinac, LHP
42	Jayden Summerville, LHP

## PRONUNCIATION GUIDE

Wesley ALIG	Al-ig
Peter JEZERINAC	Jez-er-nac
Jin KASUYA	Kuh-su-yah
SAMAAR McDuffie	Shuh-Mar
Thorpe MUSCI	Mu-see
Ethan OSADA	o-SAY-duh
Matthew PASSAUER	PASS-sewer
Nolan SLIVER	Slih-ver (NOT Silver)

## STATE/COUNTRY BREAKDOWN

Georgia	32
Tennessee	3
California	1
Florida	1
Pennsylvania	1
Virginia	1