



2026 KENNESAW STATE BASEBALL

2022 ATLANTIC SUN CHAMPIONS | 2014 TALLAHASSEE REGIONAL CHAMPIONS | 1996 DII NATIONAL CHAMPIONS | 1994 NAIA NATIONAL CHAMPIONS
75 MLB FIRST-YEAR PLAYER DRAFTEDS | SEVEN ALL-AMERICANS | FIVE CONFERENCE TOURNAMENT TITLES | SIX CONFERENCE REGULAR SEASON TITLES



GAME 41



KENNESAW STATE vs. #3 GEORGIA TECH

APRIL 28, 2026 / KENNESAW, GA.

MICKEY DUNN STADIUM AT HENSSLER FINANCIAL FIELD (1,864)

TV: ESPN+

Play-by-Play: Nolan Alexander, Analyst: Trey Fowler

OWLS

Record	19-21
CUSA Record	8-13
RPI	116
Head Coach	Ryan Coe
Record at KSU (Years)	143-129 (5th)
Career Record (Years)	143-129 (5th)

YELLOW JACKETS

Record	36-7
ACC Record	19-5
RPI	2
Head Coach	James Ramsey
Record at GT (Years)	36-7 (1st)
Career Record (Years)	36-7 (1st)

SERIES HISTORY

Overall: 38th meeting on Friday (Kennesaw State trails, 9-28)

In Kennesaw: 5-9 | **In Atlanta:** 4-19

Current Streak: Lost 4

Last Meeting: April 7, 2026 (GT won, 11-4)

Series Notes: KSU and GT meet for the 38th time on Tuesday and for the second time this season after the Yellow Jackets won 11-4 just 21 days ago. The Owls are searching for their first win over the Ramblin' Wreck since May 10, 2023, when KSU won 6-5 at Stillwell Stadium.

PROBABLE STARTING PITCHING MATCHUPS

TUESDAY	W-L	ERA	G/GS	IP	H	R	ER	BB	SO
GT - Carson Ballard (R-Jr., RHP)	4-0	4.09	11/1	22.0	26	12	10	9	26
KSU - Jayden Summerville (Fr., LHP)	0-2	6.53	14/3	20.2	22	19	15	13	23

2026 SCHEDULE

OPPONENT TV TIME (ET)/RESULT

FEBRUARY (4-5)

13	EVANSVILLE	ESPN+	W, 11-3
14	MARSHALL	ESPN+	W, 10-9
17	WEST GEORGIA	ESPN+	W, 9-4
20	at #12 Florida	SEC Network+	L, 3-9
21	at #12 Florida	SEC Network+	L, 0-11 (7)
22	at #12 Florida	SEC Network+	L, 9-12
24	at Georgia Southern	ESPN+	W, 7-5
27	#20 WEST VIRGINIA	ESPN+	L, 4-12
28	#20 WEST VIRGINIA	ESPN+	L, 1-9

MARCH (10-6)

1	#20 WEST VIRGINIA	ESPN+	W, 7-6
3	#8 GEORGIA	ESPN+	L, 1-11 (8)
6	SAMFORD	ESPN+	W, 8-3
7	SAMFORD	ESPN+	W, 9-8
13	at Middle Tennessee*	ESPN+	W, 6-1
14	at Middle Tennessee*	ESPN+	L, 2-13 (7)
15	at Middle Tennessee*	ESPN+	L, 3-4
17	GEORGIA SOUTHERN	ESPN+	W, 16-6 (7)
20	LIBERTY*	ESPN+	L, 0-2 (10)
21	LIBERTY*	ESPN+	L, 5-11
22	LIBERTY*	ESPN+	W, 4-3
24	at #4 Georgia	SEC Network+	W, 10-7
27	at Delaware*	ESPN+	W, 8-1
28	at Delaware*	ESPN+	W, 5-1
29	at Delaware*	ESPN+	W, 13-11
31	at Mercer	ESPN+	L, 4-14 (7)

APRIL (5-10)

2	DALLAS BAPTIST*	ESPN+	L, 5-10
3	DALLAS BAPTIST*	ESPN+	L, 5-7
4	DALLAS BAPTIST*	ESPN+	W, 5-4
7	at #2 Georgia Tech	ACC Network Extra	L, 4-11
10	at FIU*	ESPN+	L, 2-3
11	at FIU*	ESPN+	L, 3-4
12	at FIU*	ESPN+	L, 1-7
14	MERCER	ESPN+	W, 12-9
17	LOUISIANA TECH*	ESPN+	L, 3-6
18	LOUISIANA TECH*	ESPN+	W, 6-5
19	LOUISIANA TECH*	ESPN+	L, 3-4
21	at West Georgia		W, 3-2
24	at Western Kentucky*	ESPN+	L, 8-9
25	at Western Kentucky*	ESPN+	L, 6-8
26	at Western Kentucky*		W, 9-6
28	#3 GEORGIA TECH*	ESPN+	6 p.m.

MAY

1	SAM HOUSTON*	ESPN+	6 p.m.
2	SAM HOUSTON*	ESPN+	4 p.m.
3	SAM HOUSTON*	ESPN+	1 p.m.
5	GEORGIA STATE	ESPN+	6 p.m.
8	at Jacksonville State*	ESPN+	7 p.m.
9	at Jacksonville State*	ESPN+	7 p.m.
10	at Jacksonville State*	ESPN+	2 p.m.
14	MISSOURI STATE*	ESPN+	6 p.m.
15	MISSOURI STATE*	ESPN+	6 p.m.
16	MISSOURI STATE*	ESPN+	1 p.m.
20-24 CUSA Tournament ¹		ESPN+/CBS Sports Network	

(1) - Mickey Dunn Stadium at Henssler Financial Field - Kennesaw, Ga.

* Conference USA game

BOLD indicates home game

Rankings reflect the opponent's highest ranking among the major polls

FOLLOW THE OWLS

@KSUOWLSBASEBALL

@KSUOWLSBASEBALL

KSUOWLS.COM



KENNESAW STATE

2026 STATS

269
5.8
9.0
76
8
38
216
174/378
49-63
340.1
6.32
6.8
9.8
191/317
.969
43
40

Season

Average
Runs / Game
Hits / Game
Doubles
Triples
Home Runs
Runs Batted In
Walks / Strikeouts
Stolen Bases
Innings Pitched
ERA
Runs Allowed / Game
Hits Allowed / Game
Walks / Strikeouts
Fielding Percentage
Errors
Double Plays

GEORGIA TECH

2026 STATS

.354
10.6
12.2
109
11
87
422
281/345
33-38
356.2
4.62
4.7
7.9
177/400
.977
34
22

KENNESAW STATE

2026 STATS

Williams	.329
Williams	.32
Williams	.52
Lyons	.15
Gibbs	.2
Chirello	.8
Williams	.30
McGee	.29
Williams	.16
McGee	.441
Chirello	.582
McMullen	.442
Powell	.19
Gibson	1.23
Bayer & Powell	.5
Powell	.5
Powell	.47

Season

Average
Runs
Hits
Doubles
Triples
Home Runs
Runs Batted In
Walks
Stolen Bases
On Base %
Slugging %
Innings Pitched
Appearances
ERA (Reliever)
Wins
Saves
Strikeouts

GEORGIA TECH

2026 STATS

Advincula	.428
Burruss	.59
Advincula	.77
Kerce	.22
Burruss	.3
Zuckerman	.15
Advincula	.56
Lackey	.36
Lackey	.9
Advincula	.500
Zuckerman	.723
McKee	.51.0
Barfield	.18
Patel	2.88
McKee	.7
Patel	.5
McKee	.56

QUICK FACTS

UNIVERSITY INFORMATION

Location	Kennesaw, Ga.
Founded	1963
Enrollment	51,375
Conference	Conference USA
Colors	Black and Gold
Nickname	Owls
President	Dr. Kathy Schwaig (Sh-WHY-g)
Director of Athletics	Milton Overton
Sport Administrator	Brad Ledford
Venue (Capacity)	Mickey Dunn Stadium (1,864)

COACHING STAFF

Head Coach	Ryan Coe
Alma Mater	Kennesaw State, 1995
Record at KSU	143-129 (Fifth Season)
Overall Record	143-129 (Fifth Season)
Assistant Coach/Pitching	Matthew Passauer (Fifth Season)
Assistant Coach/Hitting	Brad Tyler (Fourth Season)
Assistant Coach	Dax Norris (First Season)

TEAM INFORMATION

2025 Record	31-27
2025 CUSA Record/Finish	17-9/3 RD
2025 H/A/N Record	17-9/12-16/2-2
Position Players Returning	11
Pitchers Returning	11

PROGRAM HISTORY

All-Time Record	1,440-964-2 (.599)
Division I Record	591-544 (.521)
CUSA Record	25-22 (.532)
CUSA Tournament Record	2-2 (.500)
NCAA D-I Regional Appearances	2 (2014, 22)
NCAA D-II Regional Appearances	9 (1996-2003, 05)
NCAA D-II World Series Appearances	5 (1996-99, 03)
NCAA D-II National Championships	1 (1996)

COMMUNICATIONS

Baseball Contact	Grant Foree
Cell	(205) 777-8055
E-mail	gforee@kennesaw.edu
Website	www.KSUOwls.com
X	@ksuowlsbaseball
Instagram	@ksuowlsbaseball
Facebook	Kennesaw State Baseball

BATTLE TESTED

• Kennesaw State is one of the most battle-tested teams in the nation, having played nine games against ranked opponents.

• The Owls currently own the 82nd-toughest overall schedule in the country and the 29th-ranked non-conference Strength of Schedule.

• KSU is the only CUSA team that played two weekend series against Power Four competition (at No. 12 Florida, vs. No. 20 West Virginia).

• Kennesaw State has faced four teams that D1Baseball.com tabbed as regional hosts in their April 21 bracketology, with three of those teams (No. 2 GT, No. 8 Florida, No. 6 UGA) being a projected national seed.

• Additionally, the Black and Gold faced four projected regional participants in Jax State, Liberty, Missouri State and West Virginia.

BACK ON TRACK

• After going hitless over an 11-game stretch from Feb. 22 to March 14 (0-for-21, 3 BB), Shamaar McDuffie responded with a three-hit performance against Georgia Southern on March 17 and has since hit .314 (22-for-70) over his last 24 games.

• The junior shortstop trails only Cooper Williams (.327) and Josh Gibbs (.318) for the team lead in batting average during that stretch.

• While he has not hit for much power over the past month (.329 slugging percentage), McDuffie has done an excellent job turning the lineup over, posting a .400 on-base percentage out of the nine spot since St. Patrick's Day.

• Despite early struggles at the plate, McDuffie has remained steady defensively, committing just three errors in 130 chances at shortstop.

FINDING HIS FOOTING

• Freshman infielder Josh Gibbs entered his collegiate career with high expectations following a standout prep career at Forsyth Central High School and on the Perfect Game USA circuit but saw limited opportunities early in the season.

• Since stepping into a larger role at second base following Wesley Alig's injury at Delaware, Gibbs is hitting .286 (16-for-56) with two doubles, two triples and a home run, adding seven RBIs and eight runs scored.

• The Cumming, Ga., native has started 13 of the last 19 games at second base and has not committed an error in 61 chances.

CHIRELLO'S BREAKOUT YEAR

• Jackson Chirello has emerged as one of the most consistent bats in Conference USA, putting together a true breakout campaign in his senior season.

• After showing flashes of production throughout his career, Chirello has taken a major step forward in 2026, elevating his power and consistency at the plate to become a centerpiece of the KSU offense.

Category	Best (Yr.)	2026
Batting Average	.290 ('24)	.315
Hits	49 ('24)	46
Runs	37 ('23)	31
Doubles	15 ('23)	13
Home Runs	5 ('23, '25)	8
RBI	32 ('24)	29
Slugging %	.466 ('23)	.582

DEATH, TAXES AND DANIEL POWELL

• After being named to the NCBWA Stopper of the Year Preseason Watch List, right-hander Daniel Powell has lived up to the lofty expectations in the 2026 season.

• In a team-high 19 appearances out of the bullpen, Powell owns a 2.79 ERA, the 56th-best mark among qualified Division I pitchers and the fourth-best ERA in Conference USA.

• Much of Powell's success has come from limiting baserunners, as he holds a 1.19 WHIP (No. 130 in D1/No. 6 in CUSA) and a .209 batting average against. His 6.21 H/9 ranks 28th in the nation and leads the conference.

• Powell's 47 strikeouts lead Conference USA relief pitchers.

• His five wins rank sixth in CUSA while his five saves are fourth in the league.

• Powell's nice start also earned him a spot on the College Baseball Foundation's National Pitcher of the Year Award Watch List, becoming the first Owl to receive the recognition since 2013.

RENFROE ROUNDING INTO FORM

• Junior right-handed reliever Ryan Renfroe has settled in as a dependable arm out of the bullpen, turning in four consecutive scoreless outings from April 7-24.

• For the season, Renfroe owns a 2.45 ERA (4 ER/14.2 IP) and has limiting opposing hitters to a .122 batting average, allowing just six hits through his first 15 appearances.

• The Thomasville, Ga., native has only surrendered an earned run in four games this season.

• After battling command issues to open the campaign (10 BB/5 K/3 HBP in 4.1 IP), Renfroe has issued just six walks to 10 strikeouts and no hit batsmen since April 7.

TURNIN' TWO

• The Owls have turned 40 double plays on the season, ranking 12th in the nation and second in CUSA.

• KSU averages 1.00 double plays per game, which leads the league and ranks seventh in the country.

CONFERENCE USA STANDINGS

Team	CUSA	Overall	GB
1. x-Jax State	18-3	36-9	--
2. Liberty	15-6	31-13	3.0
3. Missouri State	14-7	26-15	4.0
Louisiana Tech	14-7	27-18	4.0
Dallas Baptist	14-7	25-19	4.0
6. Western Kentucky	9-12	24-21	9.0
Middle Tennessee	9-12	22-22	9.0
Sam Houston	9-12	20-24	9.0
9. Kennesaw State	8-13	19-21	10.0
New Mexico State	8-13	18-24	10.0
11. FIU	6-15	14-29	12.0
12. Delaware	2-19	13-31	16.0

TOP 9 TEAMS ADVANCE TO 2026 CUSA BASEBALL CHAMPIONSHIP

x - clinched berth

CONFERENCE USA PRESEASON POLL

Team	First-Place Votes	Points
1. Dallas Baptist	9	141
2. Louisiana Tech	1	111
3. Kennesaw State		108
4. Jax State	1	102
5. Western Kentucky		97
6. Missouri State		90
7. Liberty		85
8. FIU		56
9. New Mexico State	1	45
10. Middle Tennessee		38
11. Delaware		37
12. Sam Houston		26

WHEN REFERENCING TO THE OWLS...

PLEASE USE:	KENNESAW STATE UNIVERSITY
	KENNESAW STATE OWLS
	KSU
	OWLS
	THE OWLS
	BLACK AND GOLD
	THE SAW
DO NOT USE:	KENNESAW UNIVERSITY OF KENNESAW
	K-STATE
	K STATE
	K. STATE
	GOLDEN OWLS
	FIGHTING OWLS
	KENN
	KENN. STATE
	KENN ST

SETTING THE TABLE

- The Owls have seen their leadoff hitter reach base 139 times in 346 innings, a 40.2% clip.
- Trenton Lyons has been the most successful table-setter, reaching base 21 times when leading off an inning, while Cooper Williams (17) and James McGee (16) have also kickstarted innings by reaching base.

LATE-INNING OFFENSE

- Kennesaw State's offense has come to life in the late innings of contests in 2026, scoring 86 of its 230 runs in the seventh, eighth and ninth innings.
- The eighth inning has been particularly productive for the Owls, accounting for 41 runs (17.8%) on the year. The seventh inning ranks as KSU's third-highest scoring frame with 32 runs, trailing only the eighth and first innings (35).
- KSU has added 13 runs in the ninth inning this season.

• The late-game offensive success has helped the Owls rally for six wins when trailing after six innings, including a come-from-behind 5-4 victory over Dallas Baptist on April 4.

CASHING IN OPPORTUNITIES

- Kennesaw State has done a nice job of capitalizing on prime scoring chances, driving in 66 runs in 100 opportunities with a runner on third base and less than two outs, a 66.0% success rate.
- The Owls have also delivered in two-out situations, totaling 80 two-out RBIs on the season. Jackson Chirello leads the team with 13 two-out runs driven in.

MILESTONE WATCH

- Chirello hit the 53rd double of his career on Sunday against WKU, ranking second in Kennesaw State's Division I history.
- The Division I-era career record for doubles is 57, set by Donovan Cash (2022-25), while the all-time program mark of 69 doubles was set by Clint Watters (2001-04).
- Chris Cole enters Tuesday with 57 career stolen bases, ranking second on KSU's Division I career list and third on the all-time leaderboard.
- The Dallas, Ga., native needs 10 steals to move into first place on the D-I leaderboard and seven swipes to take second place on the all-time list. KSU's career stolen base record, both all-time and in the Division I era, is 67.

JOINING THE CENTURY CLUB

• Three Kennesaw State pitchers have joined the 100-strikeout club this season, reaching an important milestone in their careers.

• Harry Cain was the first to do so, recording his 100th career punchout to escape a bases-loaded jam in KSU's defeat of No. 4 Georgia on March 24. Daniel Powell joined the club in KSU's next contest - an 8-1 win at Delaware on March 27.

• Nolan Sliver was the most recent addition to the group, surpassing 100 career K's with his five-strikeout outing at FIU on April 11.

FANTASTIC FRESHMEN

- KSU's freshman class is among the highest-rated in program history, earning a No. 45 national ranking by Perfect Game USA.
- The No. 45 ranking is the highest among all Conference USA programs, with DBU's No. 57-ranked class coming in second.
- A total of 10 freshman join the Owls for the 2026 season, including Georgia natives Josh Gibbs, Davis Harper, Jin Kasuya, Grayson McCollum, Avery Shiflett, Hunter Stonecipher, Sam Summerlin and Avery Wilson. Nolan Bethel (Loudon, Tenn.) and Jayden Summerville (Orlando, Fla.) round out the freshman class.

NEW HOME

• After playing the entirety of the 2025 campaign at S. Walter Kelly Field on KSU's Marietta campus, the Owls return to Kennesaw as their permanent home.

• The 2026 season marks the inaugural season for Kennesaw State at Mickey Dunn Stadium at Henssler Financial Field.

• The 1,864-seat ballpark is located on the site of the program's former home, Stillwell Stadium, reconnecting the Owls with their historic roots in Kennesaw.

• With the expanded seating options, the Owls saw a program-record crowd of 1,864 fans walk through the gates of Mickey Dunn Stadium at Henssler Financial Field on Tuesday, March 3, when KSU hosted No. 8 Georgia.

• The \$12.3 million renovation features a turf playing surface, a video board, hospitality areas, chair-back seating sections and upgraded concession and restroom facilities, enhancing the experience for players, coaches and fans.

• As one of the premier mid-major college baseball venues, Mickey Dunn Stadium positions Kennesaw State to host future NCAA Regional and Super Regional tournaments, showcasing the program on a national stage.

D1Baseball.com Rankings - Week 12

Team	Record	Last Wk
1. UCLA	39-4	1
2. North Carolina	36-8	2
3. Georgia Tech	36-7	3
4. Texas	32-9	4
5. Georgia	34-11	5
6. Oregon State	33-9	6
7. Texas A&M	33-8	7
8. Auburn	30-13	11
9. Coastal Carolina	30-13	9
10. Mississippi State	34-10	15
11. Kansas	33-11	16
12. Southern Miss	31-13	18
13. Oregon	32-11	19
14. Florida State	29-14	8
15. Oklahoma	29-14	14
16. Nebraska	33-11	20
17. Ole Miss	31-14	17
18. West Virginia	28-12	12
19. Arizona State	31-14	25
20. Boston College	33-14	22
21. USC	34-11	23
22. Arkansas	29-16	24
23. Virginia	29-16	10
24. Alabama	29-16	13
25. Florida	29-16	21

11Point7 Mid-Major Power Rankings - Week 12

Team	Record	Last Wk
1. Coastal Carolina	30-13	1
2. Southern Miss	31-13	3
3. UTSA	29-14	2
4. Liberty	31-13	6
5. Jax State	36-9	7
6. UAB	28-16	9
7. East Carolina	28-16-1	12
8. Kent State	30-11	8
9. Missouri State	26-15	14
10. High Point	29-14	10
11. UC Santa Barbara	27-14	5
12. Gonzaga	27-14	16
13. Dallas Baptist	25-19	11
14. California Baptist	33-11	13
15. Southeast Missouri	31-13	17
16. Campbell	29-14	18
17. Western Carolina	29-16	20
18. Cal Poly	24-18	23
19. Louisiana Tech	27-18	NR
20. South Alabama	26-18	19
21. Mercer	32-12	NR
22. Saint John's	23-20	NR
23. Northern Illinois	25-13	24
24. Miami (OH)	29-13	NR
25. Bethune-Cookman	31-13	25

FAMILIAR FACES IN NEW ROLES

- Several former KSU student-athletes remain with the program, now serving in various coaching and support staff roles.
- KSU Hall of Fame catcher and former All-American Ryan Coe enters his fifth season at the helm of the program, after taking the reigns from legendary skipper Mike Sansing. Coe played for Sansing from 1992-95 and later served on his coaching staff from 1997-2009.
- Former standout outfielder Terence Norman enters his sixth season on staff and his fourth season as the Director of Baseball Operations, overseeing the program's day-to-day operations and serving as a key liason between the coaching staff and student-athletes.
- Jackson Abernathy, Nate Anderson and Wade Richardson transitioned directly into support staff roles following the conclusion of their playing careers in Black and Gold. Abernathy, a former right-handed pitcher, serves as the Director of Analytics, while Anderson, a former All-Conference USA outfielder, serves as the Director of Offensive Development. Richardson, now in his second year on staff, serves as the Director of Player Development.

THE STREAK

- Kennesaw State pitcher Braden Osbolt was selected 174th overall in the 6th round of the 2025 Major League Baseball First Year Player Draft by the Cincinnati Reds.
- Osbolt's selection marks the 17th-consecutive year an Owl heard his name called, not counting the 2020 MLB Draft that was shortened to just five rounds amid the COVID-19 pandemic.

THE ROAD ENDS HERE

- Kennesaw State will host the Conference USA Baseball Championship from May 20-24 at Mickey Dunn Stadium at Henssler Financial Field.
- The top nine teams in the CUSA standings following the regular season will come to Kennesaw to play a two-game pool play style tournament with a single-elimination semifinal round and championship game.
- The event marks KSU's first time hosting the CUSA Baseball Championship and the first postseason baseball played in Kennesaw since 2002, when the Owls hosted the NCAA Division II South Atlantic Regional.

• Below is the current CUSA Baseball Championship outlook:

Pool

A	(1) Jax State	(6) WKU	(9) KSU
B	(2) Liberty	(5) DBU	(8) SHSU
C	(3) Missouri State	(4) LA Tech	(7) MTSU

Outside Looking In: (10) NM State, (11) FIU, (12) Delaware

CONFERENCE USA HITTERS OF THE WEEK

Date	Name	School
F16	Ryan Franden, R-Jr., INF	Sam Houston
F23	Trey Hawsey, So., INF	LA Tech
M2	Caleb Johnson, Sr., INF	Jax State
M9	Grayson Ashe, R-Jr., C	Jax State
M16	Jake Bennett, Sr., C/OF	DBU
M23	Brant Kragel, Sr., 1B	Missouri State
M30	Layne Akers, R-Fr., UTL	MTSU
A6	Caden Bogenpohl, Jr., OF	Missouri State
A13	Gabe Roessler, Sr., 2B/LF	Missouri State
A20	Chayton Krauss, Sr., INF	DBU
A27	Jordan Jaffe, Sr., INF	Liberty
M4		
M11		
M18		

CONFERENCE USA PITCHERS OF THE WEEK

Date	Name	School
F16	Ben Blair, Jr., RHP	Liberty
F23	Steven Cash, Sr., LHP	Jax State
M2	Ben Blair, Jr., RHP	Liberty
M9	Beau Bryans, Sr., RHP	Jax State
M16	Declan Dahl, Jr., RHP	Louisiana Tech
M23	Ben Blair, Jr., RHP	Liberty
M30	Ryan Peterson, Jr., RHP	Sam Houston
A6	Jason Schaaf, Sr., RHP	Missouri State
A13	Declan Dahl, Jr., RHP	Louisiana Tech
A20	Eli Pillsbury, R-Jr., LHP	Jax State
	Cole Torbett, R-Jr., LHP	MTSU
A27	Beau Bryans, Sr., RHP	Jax State
	Steven Cash, Sr., LHP	Jax State
M4		
M11		
M18		

PRESEASON ALL-CONFERENCE USA TEAM

C.	Grayson Ashe, Jax State
INF.	Keaton Grady, DBU
INF.	Chayton Krauss, DBU
INF.	Tanner Marsh, Liberty
INF.	Kyle Hayes, Western Kentucky
OF.	Cole Cleveland, FIU
OF.	Andrew Ildefonso, FIU
OF.	Caden Bogenpohl, Missouri State
DH.	Jake Bennett, DBU
DH.	Steve Solorzano, New Mexico State
UTL.	Max Knight, Missouri State
SP.	Ryan Borberg, DBU
SP.	Steven Cash, Jax State
SP.	Ben Blair, Liberty
SP.	Drew Horn, Middle Tennessee
RP.	Jackson Sleeper, Jax State
RP.	Blake Hooks, LA Tech
Player of the Year: Chayton Krauss, DBU	
Pitcher of the Year: Ben Blair, Liberty	

KENNESAW STATE HEAD COACH RYAN COE



COACHING/SCOUTING EXPERIENCE

Kennesaw State Assistant Coach/Recruiting Coord. (1997-2009)

Texas Rangers East Coast Scout (2010-21)

Kennesaw State Head Coach (2022-Present)

YEAR-BY-YEAR RECORD

KENNESAW STATE			
Year	Overall	Conf.	Notes
2022	36-28	19-11	First-Year Head Coach ASUN Tournament Champs NCAA Regional
2023	25-29	14-16	
2024	32-24	19-10	
2025	31-27	17-9	First Year in CUSA
2026	19-21	8-13	

TOTAL: 143-129 (.528) | 77-59 (.566) ASUN/CUSA

Ryan Coe enters his fifth season as the head coach for the Black and Gold, after returning to lead his alma mater in 2021.

In his fourth season at the helm, Coe led the Owls to a 31-27 overall record, highlighted by a seven-game win streak that included series sweeps over Sam Houston and FIU. KSU went 17-9 in conference play, finishing third in its inaugural Conference USA season, and advanced to the conference tournament semifinals. Coe also became just the third head coach in program history to reach 100 career wins at KSU, achieving the milestone with a 5-3 win at Mercer on March 12. Under his direction, five Owls (Wesley Alig, Nate Anderson, Ty Bayer, Donovan Cash and Bo Rhudy) earned All-CUSA honors. The Black and Gold also continued their streak of professional success, as Braden Osbolt was selected in the sixth round of the MLB Draft by the Cincinnati Reds, marking the 17th-consecutive year that an Owl has been drafted, excluding the five-round 2020 MLB Draft, and the third-straight season that a KSU arm was selected.

In 2024, the Owls tallied a 32-24 record including a seven-game win streak that featured three one-run wins in the ASUN tournament. The Owls defeated No. 10 Clemson 18-1 on Feb. 23, handing the Tigers their worst home loss since 1936. Coe's Owls also took two of three from eventual SEC Regular Season Champion No. 25 Kentucky. Kennesaw State defeated Stetson, FGCU and Central Arkansas en route to the second Atlantic Sun Championship Game berth in his three-year tenure.

KSU baseball continues to ascend nationally as the 2024 off season provided several accolades for the program. D1Baseball ranked the Owls the 85th best program in the country, cracking the organizations "Top 100". Perfect Game also highlighted the Owls as they landed three players in the top 500 prospects incoming D-I prospects. PG ranked the Owls as the 44th best recruiting class in the nation, besting three in-state programs (Georgia State, Georgia Southern and Mercer) and marking the best class in CUSA.

In his first year leading the Owls, Coe became the only head coach in ASUN Conference history to win the league's tournament in his first season with the team. Coe led Kennesaw State to a 36-28 record and an appearance in the NCAA Regionals for the first time since 2014. The Owls finished conference play with a 19-11 record and were crowned co-champions of the ASUN East Division while setting a new program record for the most conference wins in a single season.

After suffering losses in their first two games of the conference tournament, Coe and the Owls battled back and won three-straight elimination games to earn the team's first ASUN Tournament Championship in eight years. KSU defeated Liberty 10-6 in the finale and had five players selected to the All-Tournament Team, including the ASUN Tournament MVP, Josh Hatcher.

At the Hattiesburg Regional, Coe led KSU to its first win in the NCAA tournament since Kennesaw State downed the University of Alabama in the 2014 Tallahassee Regional final. Coe and the Owls earned a tough win over Army West Point, 9-8, with two late runs that completed the comeback. At the conclusion of the tournament, the Owls placed two on the Hattiesburg Regional All-Tournament Team in Hatcher and Tyler Simon.

The duo of Hatcher and Simon paced the high-powered KSU offense that broke multiple single-season program records in 2022. These included most home runs (70), runs batted in (408), total bases (1,035) and runs scored (455) in a season. Coe's offense also collected a .301 batting average and marked the second time in KSU history the Owls finished over .300 in this category.

In his first year as head coach of the Owls, Coe guided Hatcher to one of the best individual offensive seasons in Kennesaw State history. The outfielder ended the year ranked first in the NCAA in both hits (109) and doubles (26). He was a first-team All-ASUN selection and Collegiate Baseball Third Team All-American.

Coe's second season as head coach featured a young team where 12 underclassmen saw significant playing time. The team was led by ninth-round MLB Draft pick, Blake Wehunt, the team's Friday night starter who was selected by the Boston Red Sox. Wehunt's selection extended Kennesaw State baseball's streak to 15 consecutive years with at least one player drafted (excluding the 2020 COVID shortened draft).

Immediately upon his arrival, Coe hit the recruiting trail. In his first month as head coach, Coe put together an inaugural class which was recognized by Perfect Game USA as the 57th-ranked class in the country out of 302 Division I baseball teams. Despite a late start in the recruiting cycle, Coe committed some of the nation's top prospects to Kennesaw State for the 2023 class.

Prior to Kennesaw State, Coe spent nearly 12 years as a scout for the Texas Rangers, joining the MLB team following a 15-year spell as a player and coach at KSU under newly-retired head coach Mike Sansing.

"Just thinking about Kennesaw State brings back so many good memories," said Coe. "I hate to leave the Rangers. I really enjoyed that part of my career, but I care too much about the KSU baseball program not to pursue the head coaching job. I want to continue the amazing work that Mike Sansing has done, taking the program further and further every year and it's my goal to continue that upward trend."

Coe first stepped foot on the Kennesaw State campus in 1994, transferring from Tennessee's Cleveland State Community College where he was a second-team All-American.

The catcher made an impact as soon as he slotted into the lineup, hitting 18 home runs and 79 RBIs with a .369 batting average. At the 1994 NAIA Districts in Columbus, Ga., the slugger from East Ridge, Tenn. walked off a win for Kennesaw State College with a homer in the bottom of the ninth against defending district champions Brewton-Parker; the district win would go down in the history books as KSU's first title ever.

Coe continued his reputation as a top-notch batter throughout the NAIA postseason, earning a selection into the All-Tournament team as the Owls became the 1994 NAIA Baseball National Champions. For his efforts, Coe was named Kennesaw State's Athlete-of-the-Year.

Despite having a 1994 to remember, Coe managed to one-up himself in 1995. Coe hit for a .455 batting average in the squad's inaugural year in the NCAA's Division-II, a rate which lives on as the best batting average in KSU's history. Winning the 1995 Peach Belt Athletic Conference Player of the Year, Coe continues to hold the Peach Belt records for career slugging percentage with .732 and consecutive games with a home run with seven. He also holds Kennesaw State's all-time career records in batting average (.411) and slugging percentage, as well as the single-season record for on-base percentage (.545).

His long list of accolades includes the rare distinction of earning All-American honors at three different levels: junior college in 1993, NAIA in 1994 and NCAA Division II in 1995.

The standout's stunning collegiate career led to his selection by the Houston Astros in the 1995 MLB Amateur Draft. He spent three years with the organization, earning a selection as a 1996 Midwest League All-Star in that time.

Coe would return to Kennesaw State in Sept. 1997 as an assistant coach under Sansing. In his role, Coe coordinated recruitment, developed catchers and hitters, developed practice plans and ran the in-game offense.

During his time as a coach, Coe was inducted with pitcher John Kelly as KSU baseball's first inductees into the Kennesaw State University Athletic Hall of Fame in 2004. Also inducted that year was Coe's wife, former Owls softball standout Cara Dornstauder.

Coe would serve as an assistant coach for Kennesaw State until Nov. 2009, when he was offered a position in the Texas Rangers organization. He would serve as the East Coast crosschecker for the Arlington, Texas outfit, identifying and evaluating prospects from the East Coast and Canada for the MLB draft.

COE VS. OPPONENTS (HEAD COACHING CAREER)

OPPONENT	RECORD	OPPONENT	RECORD	OPPONENT	RECORD
Army	1-0	Liberty	8-9	USC Upstate	1-1
Auburn	0-1	Lipscomb	4-4	West Georgia	4-0
Austin Peay	3-3	Long Island	3-0	West Virginia	2-4
Bellarmine	2-1	Longwood	2-1	Western Carolina	1-0
Belmont	1-0	Louisiana Tech	2-4	Western Kentucky	3-4
Boston College	0-3	LSU	0-1	Wofford	1-1
Clemson	1-4	Marshall	1-0	BOLD indicates 2026 opponent	
Central Arkansas	4-0	Mercer	5-4	CATEGORY	RECORD
Columbia	2-1	Michigan	1-0	Home	76-48
Charlotte	0-1	Middle Tennessee	4-2	Road	59-71
Dallas Baptist	1-5	Missouri State	0-0	Neutral	8-7
Delaware	3-0	Morehead State	3-1	Day	93-66
Eastern Kentucky	3-0	North Alabama	2-4	Night	37-53
Evansville	1-0	North Florida	5-3	vs. Top-25 Teams	7-18
Fairfield	3-0	New Mexico State	3-0	In February	21-18
Florida	0-3	New Orleans	2-1	In March	45-41
Florida Gulf Coast	8-6	Queens	4-2	In April	45-40
FIU	4-4	Rutgers	1-3	In May	30-28
Florida State	0-1	Sam Houston	3-0	In June	1-2
Georgia	1-9	Samford	4-2		
Georgia Southern	6-3	Southern Miss	0-1		
Georgia State	2-4	Stetson	7-7		
Georgia Tech	2-6	The Citadel	1-1		
Jacksonville	10-2	Troy	1-2		
Jacksonville State	4-3	UAB	2-2		
Kentucky	2-1	UNC Wilmington	1-2		

OWL BASEBALL AT-A-GLANCE

YEAR (Conf.)	W/L RECORD	CONF. RECORD
1984 (GIAC)	30-12	11-11
1985	31-24	18-12
1986	18-30	11-13
1987	23-29-2	14-10
1988	34-25	20-8
1989	33-21	22-10
1990	37-21	23-9
1991	33-25	22-10
1992	39-19	19-9
1993	36-16	15-13
1994	48-14	20-8
1995 (PBC)	43-14	19-4
1996	48-17	17-6
1997	48-14	19-4
1998	61-5	27-1
1999	49-14	21-9
2000	38-20	18-12
2001	45-15	21-9
2002	46-13	25-5
2003	40-18	18-12
2004	32-24	15-15
2005	37-22	19-11
2006 (ASUN)	24-32	12-18
2007	32-23	13-14
2008	30-26	21-12
2009	30-22	20-9
2010	23-32	12-15
2011	32-25	18-13
2012	34-25	15-11
2013	30-30	13-14
2014	40-24	17-9
2015	28-28	10-10
2016	29-27	17-4
2017	25-32	10-11
2018	25-30	11-10
2019	27-29	11-13
2020	10-8	0-0
2021	29-22	13-8
2022	36-28	19-11
2023	25-29	14-16
2024	32-24	19-10
2025 (CUSA)	31-27	17-9
2026	19-21	8-13
ALL-TIME	1,440-964-2	704-429



PRO OWLS

RICHARD LOVELADY..... **PITCHER**
 YEARS AT KSU2016
 CURRENT TEAM..... WASHINGTON NATIONALS
 DRAFTED..... 2016 ROUND 10, PICK 313
 KANSAS CITY ROYALS

TYLER TOLVE..... **CATCHER**
 YEARS AT KSU2019-21
 CURRENT TEAM..... COLUMBUS CLINGSTONES
 AA AFFILIATE - ATLANTA BRAVES
 DRAFTED..... 2021 ROUND 17, PICK 517
 ATLANTA BRAVES

BLAKE WEHUNT..... **PITCHER**
 YEARS AT KSU 2023
 CURRENT TEAM..... PORTLAND SEA DOGS
 AA AFFILIATE - BOSTON RED SOX
 DRAFTED.....2023 ROUND 9, PICK 268
 BOSTON RED SOX

BLAKE AITA..... **PITCHER**
 YEARS AT KSU2023-24
 CURRENT TEAM..... PEORIA CHIEFS
 HIGH-A AFFILIATE - ST. LOUIS CARDINALS
 DRAFTED.....2024 ROUND 6, PICK 177
 BOSTON RED SOX

BRADEN OSBOLT..... **PITCHER**
 YEARS AT KSU 2023-25
 CURRENT TEAM.....ACL REDS
 ROOKIE AFFILIATE - CINCINNATI REDS
 DRAFTED.....2025 ROUND 6, PICK 174
 CINCINNATI REDS



MICKEY DUNN STADIUM AT HESSLER FINANCIAL FIELD

Opened **Feb. 13, 2026**

Capacity **1,864**

With the completion of Mickey Dunn Stadium at Hessler Financial Field, Kennesaw State baseball returns to its roots on the Kennesaw campus. Situated on the footprint of Stillwell Stadium, KSU's home ballpark from 1994-2024, Mickey Dunn Stadium is a \$12.3 million renovation of "The Shake," designed specifically with players, coaches and fans in mind.

Built with modern amenities including an artificial turf playing surface, upgraded LED lighting, a videoboard, chairback seating, premium hospitality areas, additional concession stands, expanded restroom facilities, large sunken dugouts and expanded bullpens, Mickey Dunn Stadium positions the Owls to host postseason competition. To conclude its inaugural season, the stadium will serve as the host site for the Conference USA Baseball Championship, marking the first time postseason baseball will be played in Kennesaw since 2002.

KSU alumnus Mickey Dunn '18 provided the lead gift for the development of the new facility. Dunn has been involved with Kennesaw State baseball since his playing days at Southern Polytechnic State University (now KSU's Marietta campus). After studying industrial engineering at SPSU, Dunn founded ML Industries in 1990, a company specializing in automotive safety features. As the company expanded, Dunn became a steadfast supporter of Owls baseball, helping make the new stadium a reality.

MICKEY DUNN STADIUM RECORDS...

FIRSTS FOR THE OWLS

First Hit	Cooper Williams, 2nd inning vs. Evansville (Feb. 13, 2026)
First Double	Cooper Williams, 2nd inning vs. Evansville (Feb. 13, 2026)
First Triple	Trenton Lyons, vs. Evansville (Feb. 13, 2026)
First Home Run	Charlie Jones, vs. Marshall (Feb. 14, 2026)
First Run	Cooper Williams, 2nd inning vs. Evansville (Feb. 13, 2026)
First RBI	Wesley Alig, RBI FG, 2nd inning vs. Evansville (Feb. 13, 2026)
First Pitch	Cooper McMullen, Ball, vs. Evansville (Feb. 13, 2026)
First Strikeout	Cooper McMullen, vs. Evansville (Feb. 13, 2026)
First Steal	Cooper Williams, stole 3rd, 2nd inning vs. Evansville (Feb. 13, 2026)

SINGLE-GAME HIGHS (TEAM)

Hits	20, vs. Ga. Southern (March 17, 2026)
Doubles	7, vs. Ga. Southern (March 17, 2026)
Triples	1, 5x, last vs. LA Tech (April 19, 2026)
Home Runs	5, vs. Samford (March 7, 2026)
Runs	16, vs. Ga. Southern (March 17, 2026)
RBI	15, vs. Ga. Southern (March 17, 2026)
Walks Drawn	10, vs. Mercer (April 14, 2026)
Fewest Hits Allowed	4, twice, last vs. Ga. Southern (March 17, 2026)
Strikeouts (Pitching)	15, vs. Liberty (March 20, 2026)
Errors (Committed By)	3, vs. Liberty (March 21, 2026)

SINGLE-GAME HIGHS (INDIVIDUAL)

Hits	4, twice, last Josh Gibbs and Grayson McCollum vs. Ga. Southern (March 17, 2026)
Doubles	3, Jackson Chirello vs. West Georgia (Feb. 17, 2026)
Triples	1, 5x, last Wesley Alig vs. LA Tech (April 19, 2026)
Home Runs	2, Jackson Chirello vs. Samford (March 7, 2026)
Runs	3, twice, last Jackson Chirello vs. Ga. Southern (March 17, 2026)
RBI	6, Grayson McCollum vs. Ga. Southern (March 17, 2026)
Walks Drawn	3, Cooper Williams vs. Ga. Southern (March 17, 2026)
Innings Pitched	6.0, Harry Cain vs. LA Tech (April 19, 2026)
Strikeouts (Pitching)	9, twice, last Harry Cain vs. Liberty (March 20, 2026)

SINGLE-GAME HIGHS (MISCELLANEOUS)

Longest Game (Time)	3:35, vs. Mercer (April 14, 2026)
Combined Hits	28, vs. Mercer (April 14, 2026)
Combined Runs	22, vs. Georgia Southern (March 17, 2026)
Attendance	1864, vs. No. 8 Georgia (March 3, 2026)

SEASON AND CAREER HIGHS

#2 - JAMARIE BROOKS

Season-high Hits: 1, vs. West Va. (Feb. 27)
Career-high Hits: 5, at Florida Gulf Coast (May 19, 2023)
Season-high Doubles: N/A
Career-high Doubles: 1, 7x, last at Georgia (April 30, 2024)
Season-high Triples: N/A
Career-high Triples: 1, vs. Long Island (Feb. 25, 2023)
Season-high Home Runs: 1, vs. West Va. (Feb. 27)
Career-high Home Runs: 1, 6x, last vs. West Va. (Feb. 27, 2026)
Season-high Runs: 1, vs. West Va. (Feb. 27)
Career-high Runs: 2, 8x, last at Samford (March 28, 2025)
Season-high RBI: 3, vs. West Va. (Feb. 27)
Career-high RBI: 6, at Florida Gulf Coast (May 19, 2023)
Season-high Walks: 1, vs. West Va. (March 1)
Career-high Walks: 4, at Kentucky (March 9, 2024)
Season-high Stolen Bases: 1, vs. Liberty (March 22)
Career-high Stolen Bases: 1, 7x, last vs. Liberty (March 22, 2026)

#3 - GRAYSON MCCOLLUM

Season-high & Career-high Hits: 4, vs. Ga. Southern (March 17)
Season-high & Career-high Doubles: 1, 5x, last at Delaware (March 29)
Season-high & Career-high Triples: N/A
Season-high & Career-high Home Runs: N/A
Season-high & Career-high Runs: 2, 4x, last vs. West Va. (March 1)
Season-high & Career-high RBI: 6, vs. Ga. Southern (March 17)
Season-high & Career-high Walks: 2, at Delaware (March 29)
Season-high & Career-high Stolen Bases: N/A

#4 - AVERY WILSON

Season-high & Career-high Hits: 1, 4x, last vs. Ga. Southern (March 17)
Season-high & Career-high Doubles: 1, vs. Ga. Southern (March 17)
Season-high & Career-high Triples: N/A
Season-high & Career-high Home Runs: 1, vs. Samford (March 7)
Season-high & Career-high Runs: 2, vs. Ga. Southern (March 17)
Season-high & Career-high RBI: 2, vs. Samford (March 6)
Season-high & Career-high Walks: 1, 5x, last at Mercer (March 31)
Season-high & Career-high Stolen Bases: 1, vs. Liberty (March 20)

#5 - SHAMAAR McDUFFIE

Season-high Hits: 3, 3x, last vs. LA Tech (April 17)
Career-high Hits: 3, 5x, last vs. LA Tech (April 17, 2026)
Season-high Doubles: 1, 3x, last vs. DBU (April 2)
Career-high Doubles: 1, 10x, last last vs. DBU (April 2, 2026)
Season-high Triples: N/A
Career-high Triples: N/A
Season-high Home Runs: N/A
Career-high Home Runs: N/A
Season-high Runs: 2, at Delaware (March 27)
Career-high Runs: 3, at Liberty (April 27, 2025)
Season-high RBI: 1, 8x, last at Western Kentucky (April 26)
Career-high RBI: 3, twice, last vs. Austin Peay (March 30, 2024)
Season-high Walks: 1, 14x, last at Western Kentucky (April 26)
Career-high Walks: 3, twice, last vs. Austin Peay (March 30, 2024)
Season-high Stolen Bases: N/A
Career-high Stolen Bases: 1, 3x, last vs. New Mexico St. (May 4, 2025)

#6 - JACKSON BRADFIELD

Season-high Hits: 2, vs. Samford (March 6)
Career-high Hits: 4, at Samford (March 1, 2025)
Season-high Doubles: N/A
Career-high Doubles: N/A
Season-high Triples: 1, vs. Marshall (Feb. 14)
Career-high Triples: 1, vs. Marshall (Feb. 14, 2026)
Season-high Home Runs: 1, twice, last vs. Samford (March 7)
Career-high Home Runs: 1, 4x, last vs. Samford (March 7, 2026)
Season-high Runs: 1, 3x, last vs. Samford (March 7)
Career-high Runs: 2, at The Citadel (March 15, 2025)
Season-high RBI: 2, vs. Samford (March 7)
Career-high RBI: 3, at The Citadel (March 15, 2025)
Season-high Walks: 1, vs. West Va. (Feb. 27)
Career-high Walks: 1, 3x, last vs. West Va. (Feb. 27, 2026)
Season-high Stolen Bases: N/A
Career-high Stolen Bases: N/A

#7 - CHRIS COLE

Season-high Hits: 3, 3x, last vs. Mercer (April 14)
Career-high Hits: 4, twice, last at Liberty (April 27, 2025)
Season-high Doubles: 1, 5x, last at Western Kentucky (April 26)
Career-high Doubles: 1, 25x, last at Western Kentucky (April 26, 2026)
Season-high Triples: 1, vs. Mercer (April 14)
Career-high Triples: 1, 7x, last vs. Mercer (April 14, 2026)
Season-high Home Runs: 1, twice, last vs. LA Tech (April 19)
Career-high Home Runs: 1, 5x, last vs. LA Tech (April 19, 2026)
Season-high Runs: 2, 3x, last at Western Kentucky (April 26)
Career-high Runs: 3, 4x, last at West Georgia (May 6, 2025)
Season-high RBI: 2, 4x, last at Western Kentucky (April 26)
Career-high RBI: 3, at Georgia (April 9, 2024)
Season-high Walks: 3, at Western Kentucky (April 24)
Career-high Walks: 3, 4x, last at Western Kentucky (April 24, 2026)
Season-high Stolen Bases: 2, at West Ga. (April 21)
Career-high Stolen Bases: 3, vs. FIU (May 23, 2025)

#8 - JOSH GIBBS

Season-high & Career-high Hits: 4, vs. Ga. Southern (March 17)
Season-high & Career-high Doubles: 1, 3x, last vs. DBU (April 2)
Season-high & Career-high Triples: 1, twice, last at Western Ky. (April 24)
Season-high & Career-high Home Runs: 1, at Western Ky. (April 24)
Season-high & Career-high Runs: 2, at Western Kentucky (April 24)
Season-high & Career-high RBI: 2, 4x, last at Western Ky. (April 26)
Season-high & Career-high Walks: 2, at Florida (Feb. 22)
Season-high & Career-high Stolen Bases: 1, vs. LA Tech (April 18)

#9 - JIN KASIYA

Season-high & Career-high Hits: N/A
Season-high & Career-high Doubles: N/A
Season-high & Career-high Triples: N/A
Season-high & Career-high Home Runs: N/A
Season-high & Career-high Runs: N/A
Season-high & Career-high RBI: N/A
Season-high & Career-high Walks: N/A
Season-high & Career-high Stolen Bases: N/A

#10 - WESLEY ALIG

Season-high Hits: 2, 7x, last vs. Mercer (April 14)
Career-high Hits: 3, 3x, last vs. FIU (May 23, 2025)
Season-high Doubles: 1, 4x, last at Georgia (March 24)
Career-high Doubles: 2, vs. Middle Tennessee (May 17, 2025)
Season-high Triples: 1, vs. LA Tech (April 19)
Career-high Triples: 1, 3x, last vs. LA Tech (April 19, 2026)
Season-high Home Runs: 1, vs. LA Tech (April 18)
Career-high Home Runs: 1, 6x, last vs. LA Tech (April 17, 2026)
Season-high Runs: 2, 3x, last vs. LA Tech (April 18)
Career-high Runs: 3, twice, last vs. New Mexico State (May 2, 2025)
Season-high RBI: 2, 6x, last vs. LA Tech (April 18)
Career-high RBI: 4, at The Citadel (March 15, 2025)
Season-high Walks: 2, vs. Marshall (Feb. 14)
Career-high Walks: 2, 4x, last vs. Marshall (Feb. 14, 2026)
Season-high Stolen Bases: N/A
Career-high Stolen Bases: 1, 3x, last vs. Ga. Southern (May 13, 2025)

#11 - TRENTON LYONS

Season-high Hits: 4, at FIU (April 11)
Career-high Hits: 4, at FIU (April 11, 2026)
Season-high Doubles: 2, twice, last at Western Kentucky (April 24)
Career-high Doubles: 2, twice, last at Western Kentucky (April 24, 2026)
Season-high Triples: 1, vs. Evansville (Feb. 13)
Career-high Triples: 1, vs. Evansville (Feb. 13, 2026)
Season-high Home Runs: 1, 3x, last at Western Kentucky (April 26)
Career-high Home Runs: 1, 3x, last at Western Kentucky (April 26, 2026)
Season-high Runs: 3, at Delaware (March 27)
Career-high Runs: 3, at Delaware (March 27, 2026)
Season-high RBI: 3, at Western Kentucky (April 24)
Career-high RBI: 3, at Western Kentucky (April 24, 2026)
Season-high Walks: 2, 5x, last vs. Mercer (April 14)
Career-high Walks: 2, 6x, last vs. Mercer (April 14, 2026)
Season-high Stolen Bases: 2, at West Ga. (April 21)
Career-high Stolen Bases: 2, at West Ga. (April 21, 2026)

#12 - NATE HELMAN

Season-high Innings Pitched: 2.2, 3x, last at Western Ky. (April 26)
Career-high Innings Pitched: 2.2, 3x, last at Western Ky. (April 26, 2026)
Season-high Strikeouts: 4, 3x, last at Western Ky. (April 24)
Career-high Strikeouts: 4, 3x, last at Western Ky. (April 26, 2026)

#13 - JAMES MCGEE

Season-high Hits: 3, at Ga. Southern (Feb. 24)
Career-high Hits: 3, at Ga. Southern (Feb. 24, 2026)
Season-high Doubles: 1, 7x, last vs. DBU (April 2)
Career-high Doubles: 1, 8x, last vs. DBU (April 2, 2026)
Season-high Triples: N/A
Career-high Triples: N/A
Season-high Home Runs: 2, at Ga. Southern (Feb. 24)
Career-high Home Runs: 2, at Ga. Southern (Feb. 24, 2026)
Season-high Runs: 4, at Delaware (March 29)
Career-high Runs: 4, at Delaware (March 29, 2026)
Season-high RBI: 3, 3x, last at Delaware (March 29)
Career-high RBI: 3, 3x, last at Delaware (March 27, 2026)
Season-high Walks: 3, vs. DBU (April 3)
Career-high Walks: 3, vs. DBU (April 3, 2026)
Season-high Stolen Bases: 1, twice, last at Delaware (March 29)
Career-high Stolen Bases: 1, twice, last at Delaware (March 29, 2026)

#14 - NOLAN SLIVER

Season-high Innings Pitched: 6.0, at Middle Tenn. (March 15)
Career-high Innings Pitched: 7.0, at Bellarmine (April 26, 2024)
Season-high Strikeouts: 6, at Ga. Southern (Feb. 24)
Career-high Strikeouts: 8, vs. Florida Gulf Coast (March 23, 2024 - GM 1)

#15 - GOOPER McMULLEN

Season-high Innings Pitched: 6.0, twice, last at FIU (April 11)
Career-high Innings Pitched: 6.0, twice, last at FIU (April 11, 2026)
Season-high Strikeouts: 5, vs. Evansville (Feb. 13, 2026)
Career-high Strikeouts: 5, vs. Evansville (Feb. 13, 2026)

#16 - RYAN GOLD

Season-high Innings Pitched: 5.0, vs. LA Tech (April 17)
Career-high Innings Pitched: 6.0, vs. Rutgers (Feb. 14, 2025 - GM 2)
Season-high Strikeouts: 5, at Western Kentucky (April 24)
Career-high Strikeouts: 8, vs. Middle Tennessee (May 16, 2025)

#17 - LOGAN BROCK

Season-high Innings Pitched: 4.2, at Middle Tenn. (March 14)
Career-high Innings Pitched: 4.2, at Middle Tenn. (March 14, 2026)
Season-high Strikeouts: 3, twice, last at Middle Tenn. (March 14)
Career-high Strikeouts: 3, 4x, last at Middle Tenn. (March 14, 2026)

#18 - THORPE MUSCI

Season-high Innings Pitched: N/A
Career-high Innings Pitched: 0.2, vs. Marshall (Feb. 24, 2025)*
Season-high Strikeouts: N/A
Career-high Strikeouts: 1, vs. Marshall (Feb. 24, 2025)*

#19 - DANIEL POWELL

Season-high Innings Pitched: 5.1, vs. Liberty (March 22)
Career-high Innings Pitched: 5.1, twice, last vs. Liberty (March 22, 2026)
Season-high Strikeouts: 9, vs. Evansville (Feb. 13)
Career-high Strikeouts: 9, twice, last vs. Evansville (Feb. 13, 2026)

SEASON AND CAREER HIGHS

#20 - KADEN BROWN

Season-high Hits: N/A
 Career-high Hits: 3, vs. Columbia (Feb. 21, 2025)
 Season-high Doubles: N/A
 Career-high Doubles: N/A
 Season-high Triples: N/A
 Career-high Triples: N/A
 Season-high Home Runs: N/A
 Career-high Home Runs: N/A
 Season-high Runs: N/A
 Career-high Runs: 1, 3x, last at Georgia State (Feb. 25, 2025)
 Season-high RBI: N/A
 Career-high RBI: 2, twice, last vs. Columbia (Feb. 21, 2025)
 Season-high Walks: N/A
 Career-high Walks: 2, vs. Mercer (Feb. 19, 2025)
 Season-high Stolen Bases: N/A
 Career-high Stolen Bases: N/A

#21 - EVAN HOLSTEIN

Season-high Hits: 2, vs. West Ga. (Feb. 17)
 Career-high Hits: 2, 4x, last vs. West Ga. (Feb. 17)
 Season-high Doubles: N/A
 Career-high Doubles: 1, twice, last vs. Western Ky. (March 23, 2025)
 Season-high Triples: N/A
 Career-high Triples: N/A
 Season-high Home Runs: N/A
 Career-high Home Runs: N/A
 Season-high Runs: 1, vs. West Va. (Feb. 27)
 Career-high Runs: 2, vs. Columbia (Feb. 22, 2025)
 Season-high RBI: 1, vs. West Ga. (Feb. 17)
 Career-high RBI: 2, at Georgia Southern (March 18, 2025)
 Season-high Walks: N/A
 Career-high Walks: 2, twice, last vs. Columbia (Feb. 22, 2025)
 Season-high Stolen Bases: N/A
 Career-high Stolen Bases: N/A

#22 - COOPER WILLIAMS

Season-high Hits: 4, at Delaware (March 29)
 Career-high Hits: 4, 3x, last at Delaware (March 29, 2026)
 Season-high Doubles: 2, vs. Evansville (Feb. 13)
 Career-high Doubles: 2, vs. Evansville (Feb. 13, 2026)
 Season-high Triples: 1, at Florida (Feb. 22)
 Career-high Triples: 1, 3x, last at Florida (Feb. 22, 2026)
 Season-high Home Runs: 2, at Delaware (March 29)
 Career-high Home Runs: 2, at Delaware (March 29, 2026)
 Season-high Runs: 3, 4x, last at Delaware (March 29)
 Career-high Runs: 4, at Sam Houston (April 13, 2025)
 Season-high RBI: 4, at Delaware (March 29)
 Career-high RBI: 6, at Samford (Feb. 28, 2025)
 Season-high Walks: 3, vs. Ga. Southern (March 17)
 Career-high Walks: 3, vs. Ga. Southern (March 17, 2025)
 Season-high Stolen Bases: 3, vs. Samford (March 6)
 Career-high Stolen Bases: 3, vs. Samford (March 6, 2026)

#23 - TY BAYER

Season-high Innings Pitched: 4.2, twice, last vs. DBU (April 3)
 Career-high Innings Pitched: 5.1, vs. FIU (April 17, 2025)
 Season-high Strikeouts: 4, at Georgia (March 24)
 Career-high Strikeouts: 7, at The Citadel (March 14, 2025)

#24 - JACKSON CHIRELLO

Season-high Hits: 3, 4x, last at Mercer (March 31)
 Career-high Hits: 4, at Clemson (Feb. 23, 2024)
 Season-high Doubles: 3, vs. West Ga. (Feb. 17)
 Career-high Doubles: 3, vs. West Ga. (Feb. 17, 2026)
 Season-high Triples: N/A
 Career-high Triples: 1, 4x, last vs. FIU (April 19, 2025)
 Season-high Home Runs: 2, twice, last at Delaware (March 29)
 Career-high Home Runs: 2, 3x, last at Delaware (March 29, 2026)
 Season-high Runs: 3, twice, last vs. Ga. Southern (March 17)
 Career-high Runs: 4, vs. Long Island (Feb. 24, 2023)
 Season-high RBI: 4, twice, last at Delaware (March 29)
 Career-high RBI: 4, 3x, last at Delaware (March 29, 2026)
 Season-high Walks: 2, vs. Marshall (Feb. 14)
 Career-high Walks: 4, at UAB (Feb. 16, 2024)
 Season-high Stolen Bases: 1, 3x, last at Georgia Tech (April 7)
 Career-high Stolen Bases: 1, 10x, last at Georgia Tech (April 7, 2026)

#26 - ETHAN OSADA

Season-high Innings Pitched: N/A
 Career-high Innings Pitched: 2.1, at Louisiana Tech (March 29, 2025)
 Season-high Strikeouts: N/A
 Career-high Strikeouts: 3, vs. Georgia Tech (March 25, 2025)

#27 - CHARLIE JONES

Season-high Hits: 3, at Georgia Tech (April 7)
 Career-high Hits: 3, 7x, last at Georgia Tech (April 7, 2026)
 Season-high Doubles: 1, twice, last at FIU (April 11)
 Career-high Doubles: 1, 14x, last vs. DBU (April 3, 2026)
 Season-high Triples: N/A
 Career-high Triples: 1, twice, last vs. San Jose State (May 24, 2024)*
 Season-high Home Runs: 1, 3x, last at Western Kentucky (April 24)
 Career-high Home Runs: 2, vs. San Jose State (May 3, 2024)*
 Season-high Runs: 2, vs. West Ga. (Feb. 17)
 Career-high Runs: 3, twice, last vs. New Mexico (April 21, 2024 - GM 2)*
 Season-high RBI: 3, twice, last at Georgia Tech (April 7)
 Career-high RBI: 6, vs. Fresno State (May 18, 2024)*
 Season-high Walks: 2, twice, last vs. LA Tech (April 19)
 Career-high Walks: 2, 4x, last vs. LA Tech (April 19)
 Season-high Stolen Bases: N/A
 Career-high Stolen Bases: 1, 5x, last at San Diego State (May 12, 2024)*

#28 - AARON POSEY

Season-high Hits: 3, vs. Liberty (March 21)
 Career-high Hits: 4, vs. FIU (April 19, 2025)
 Season-high Doubles: 2, at Delaware (March 28)
 Career-high Doubles: 2, at Delaware (March 29, 2026)
 Season-high Triples: N/A
 Career-high Triples: 1, vs. North Florida (May 5, 2024 - GM 1)
 Season-high Home Runs: 1, 3x, last at Georgia (March 24)
 Career-high Home Runs: 1, 4x, last vs. Marshall (Feb. 14, 2026)
 Season-high Runs: 2, twice, last at Georgia (March 24)
 Career-high Runs: 3, twice, last vs. FIU (April 19, 2025)
 Season-high RBI: 2, 4x, last at Delaware (March 28)
 Career-high RBI: 6, at Bellarmine (April 27, 2024)
 Season-high Walks: 2, 4x, last at Western Kentucky (April 26)
 Career-high Walks: 3, twice, last vs. FIU (April 18, 2025)
 Season-high Stolen Bases: N/A
 Career-high Stolen Bases: N/A

#29 - JT GIBSON

Season-high Innings Pitched: 1.2, vs. West Va. (Feb. 27)
 Career-high Innings Pitched: 1.2, twice, last vs. West Va. (Feb. 27, 2026)
 Season-high Strikeouts: 4, vs. West Va. (Feb. 27)
 Career-high Strikeouts: 4, vs. West Va. (Feb. 27, 2026)

#30 - COLE ROYER

Season-high Innings Pitched: 2.0, 4x, last vs. West Ga. (April 21)
 Career-high Innings Pitched: 2.0, 4x, last vs. West Ga. (April 21, 2026)
 Season-high Strikeouts: 2, 5x, last at Western Kentucky (April 26)
 Career-high Strikeouts: 2, 6x, last at Mercer (March 31, 2026)

#32 - HUNTER STONECIPHER

Season-high & Career-high Hits: N/A
 Season-high & Career-high Doubles: N/A
 Season-high & Career-high Triples: N/A
 Season-high & Career-high Home Runs: N/A
 Season-high & Career-high Runs: N/A
 Season-high & Career-high RBI: N/A
 Season-high & Career-high Walks: N/A
 Season-high & Career-high Stolen Bases: N/A

#33 - DAVIS HARPER

Season-high & Career-high Innings Pitched: 4.0, vs. West Va. (Feb. 27)
 Season-high & Career-high Strikeouts: 3, vs. DBU (April 2)

#34 - NOLAN BETHEL

Season-high & Career-high Innings Pitched: 1.1, vs. West Va. (Feb. 27)
 Season-high & Career-high Strikeouts: N/A

#35 - NOLAN MCKINSTRY

Season-high Innings Pitched: 1.0, twice, last vs. Georgia (March 3)
 Career-high Innings Pitched: 1.0, 3x, last vs. Georgia (March 3, 2026)
 Season-high Strikeouts: 1, twice, last vs. Georgia (March 3)
 Career-high Strikeouts: 1, 4x, last vs. Georgia (March 3, 2026)

#37 - SAM SUMMERLIN

Season-high & Career-high Hits: N/A
 Season-high & Career-high Doubles: N/A
 Season-high & Career-high Triples: N/A
 Season-high & Career-high Home Runs: N/A
 Season-high & Career-high Runs: N/A
 Season-high & Career-high RBI: N/A
 Season-high & Career-high Walks: N/A
 Season-high & Career-high Stolen Bases: N/A

#38 - AVERY SHIFLET

Season-high & Career-high Innings Pitched: N/A
 Season-high & Career-high Strikeouts: N/A

#39 - HARRY GAIN

Season-high Innings Pitched: 6.0, vs. LA Tech (April 19)
 Career-high Innings Pitched: 7.0, twice, last vs. FIU (April 18, 2025)
 Season-high Strikeouts: 9, vs. Liberty (March 20)
 Career-high Strikeouts: 9, twice, last vs. Liberty (March 22, 2026)

#40 - RYAN RENFROE

Season-high Innings Pitched: 2.1, vs. Mercer (April 14)
 Career-high Innings Pitched: 3.0, 3x, last vs. West Ga. (April 15, 2025)
 Season-high Strikeouts: 3, twice, last at Western Kentucky (April 25)
 Career-high Strikeouts: 6, at Samford (Feb. 28, 2025)

#41 - PETER JEZERINAC

Season-high Innings Pitched: 2.1, vs. Marshall (Feb. 14)
 Career-high Innings Pitched: 2.1, vs. Marshall (Feb. 14, 2026)
 Season-high Strikeouts: 3, twice, last Mercer (April 14)
 Career-high Strikeouts: 2, twice, last at Charlotte (April 29, 2025)

#42 - JAYDEN SUMMERVILLE

Season-high & Career-high Innings Pitched: 4.0, at MTSU (March 13)
 Season-high & Career-high Strikeouts: 5, vs. Liberty (March 21)

2026 SINGLE-GAME HIGHS

KENNESAW STATE

Runs, Game	16, vs. Georgia Southern (3/17)
Runs, Inning	8, 8th inning, vs. Evansville (2/13)
Hits, Game	20, vs. Samford (3/6)
Doubles	7, vs. Georgia Southern (3/17)
Triples	1, 8x, last at Western Kentucky (4/24)
Home Runs	6, at Delaware (3/29)
Stolen Bases	5, vs. Samford (3/6)
Left on Base	17, vs. DBU (4/3)
Errors (Committed By)	3, twice, last at Delaware (3/29)
Strikeouts (Pitching)	15, twice, last vs. Liberty (3/20)
Walks (Allowed)	11, vs. West Virginia (2/28)
Double Plays (Hit Into)	3, at FIU (4/11)
Triple Plays (Hit Into)	N/A

OPPONENTS

Runs, Game	14, Mercer (3/31)
Runs, Inning	9, Mercer, 4th inning (3/31)
Hits, Game	16, 3x, last Delaware (3/29)
Doubles	5, West Virginia (2/27)
Triples	1, 4x, last Western Kentucky (4/24)
Home Runs	4, 4x, last Western Kentucky (4/26)
Stolen Bases	3, twice, last Western Kentucky (4/25)
Left on Base	13, West Virginia (2/28)
Errors (Committed By)	5, Western Kentucky (4/25)
Strikeouts (Pitching)	20, LA Tech (4/17)
Walks (Allowed)	10, Mercer (4/14)
Double Plays (Hit Into)	2, 10x, last Western Kentucky (4/26)
Triple Plays (Hit Into)	N/A

INDIVIDUAL BATTING

Longest Hitting Streak	10 games, Posey (2/27-3/28)
Runs	4, McGee at Delaware (3/29)
Hits	4, 4x, last Lyons at FIU (4/11)
Doubles	3, Chirello vs. West Georgia (2/17)
Triples	1, 8x, last Gibbs at Western Kentucky (4/24)
Home Runs	2, 4x, last Chirello and Williams at Delaware (3/29)
Inside-the-Park Home Run	N/A
Consecutive Games with a Home Run	2, Williams (2/28-3/1)
Runs Batted In	6, McCollum vs. Georgia Southern (3/17)
Stolen Bases	3, Williams vs. Samford (3/6)
Strikeouts	4, 3x, last Chirello vs. LA Tech (4/17)
Walks	3, 3x, last Cole at Western Kentucky (4/24)

INDIVIDUAL PITCHING

Innings Pitched, Starter	6.0, 4x, last Cain vs. LA Tech (4/19)
Innings Pitched, Reliever	5.1, Powell vs. Liberty (3/22)
Strikeouts	9, twice, last Cain vs. Liberty (3/20)
Walks	5, twice, last Summerville vs. DBU (4/3)
Fewest Hits Allowed, Starter (5.0+ IP)	3, McMullen vs. Evansville (2/13)
Consecutive Scoreless IP, Starter	8.0, McMullen (3/27-4/2)
Consecutive Scoreless IP, Reliever	8.2, Renfro (4/7-4/25)
Consecutive Scoreless Relief Appearances	6, Gibson (2/21-4/3)
Consecutive Save Opportunities Converted	4, Cain (Active, dates back to 3/6)
Longest Winning Streak, Starter	N/A

TEAM MISCELLANEOUS

Most Games Over .500	4 games (3/29)
Most Games Under .500	3 games (4/25)
Longest Winning Streak	5 games (3/22-3/29)
Longest Losing Streak	4 games (4/7-4/12)
Largest Margin of Victory	10, vs. Georgia Southern (3/17)
Largest Margin of Defeat	11, twice, last at Middle Tennessee (3/14)
Fewest Hits, Game	3, twice, last vs. LA Tech (4/19)
Fewest Hits Allowed, Game	4, twice, last vs. Georgia Southern (3/17)

STARTS BY POSITION

Pitcher (8)	- McMullen (12), Silver (9), Royer (5), Bayer (4), Brock (3), Cain (3), Summerville (3), Helman (2)
Catcher (3)	- McGee (23), Posey (14), Holstein (2)
First Base (2)	- Chirello (24), Jones (15)
Second Base (4)	- Alig (23), Gibbs (14), McDuffie (1), Williams (1)
Third Base (2)	- McCollum (26), Williams (13)
Shortstop (3)	- McDuffie (32), McCollum (6), Williams (1)
Left Field (5)	- Williams (20), Cole (9), Alig (7), Brooks (2), Bradfield (1)
Center Field (3)	- Cole (16), Lyons (14), Wilson (9)
Right Field (3)	- Lyons (24), Chirello (13), Williams (2)
Designated Hitter (12)	- McGee (10), Bradfield (7), Posey (7), Jones (5), Gibbs (2), Holstein (2), Alig (1), Brooks (1), Brown (1), Chirello (1), Lyons (1), Williams (1)

STARTS BY BATTING ORDER

1 (5)	- Lyons (16), Williams (15), Cole (7), McCollum (1), Wilson (1)
2 (6)	- Williams (10), Lyons (10), Cole (8), McGee (5), McCollum (4), Wilson (3)
3 (5)	- McGee (16), Lyons (8), Williams (7), McCollum (6), Chirello (3)
4 (7)	- Chirello (23), McGee (6), Jones (4), Lyons (4), Williams (2), Holstein (1), McCollum (1)
5 (9)	- Alig (17), Posey (5), Chirello (5), Gibbs (3), Williams (3), Holstein (2), McCollum (2), Jones (2), McGee (1)
6 (12)	- Alig (12), Cole (9), Jones (4), McCollum (4), Chirello (2), Gibbs (2), Lyons (2), Bradfield (1), Brooks (1), McGee (1), Posey (1), Williams (1)
7 (10)	- Jones (10), Posey (7), McCollum (6), McGee (4), Alig (3), Bradfield (3), Chirello (3), Gibbs (2), Cole (1), Williams (1)
8 (12)	- Gibbs (10), McCollum (7), Bradfield (5), Wilson (4), Posey (4), Brooks (2), Brown (1), Cole (1), Chirello (3), Holstein (1), Jones (1), McGee (1)
9 (4)	- McDuffie (34), Posey (4), McCollum (1), Wilson (1)

OWLS AT A GLANCE

Overall Record	19-21
Current Streak	Won 1
Series Record	2-9-0
Home	11-9
Road	8-12
Neutral	0-0
Day/Night	14-10/5-11
vs. Top-25 Teams	2-7
In February	4-5
In March	10-6
In April	5-10
In May	0-0
In June	0-0
vs. LHS/RHS	4-4/15-17
Kennesaw State Scores First	13-7
Comeback Wins	9
Losses After Leading	7
Extra Innings	0-1
One-Run Games	7-5
Two-Run Games	2-3
Leading After 6/7/8	11-3/12-1/16-0
Trailing After 6/7/8	6-16/2-15/1-14
Tied After 6/7/8	2-2/4-2/1-3
KSU Out-Hits Opponent	13-3
Opponent Out-Hits KSU	5-17
Two Teams Match on Hits	1-1

THE LAST TIME AN OWL...

BATTING

Recorded 4 hits in a game	Trenton Lyons at FIU (April 12, 2026)
Recorded 5 hits in a game	Jamarie Brooks at FGCU (May 19, 2023)
Recorded 6 hits in a game	Martin Baker vs. USC Upstate (April 12, 2008)
Scored 3 runs in a game	Jackson Chirello at Western Kentucky (April 26, 2026)
Scored 4 runs in a game	James McGee at Delaware (March 29, 2026)
Scored 5 runs in a game	Terence Norman vs. Grambling State (March 23, 2018)
Drove in 4 RBI in a game	Jackson Chirello and Cooper Williams at Delaware (March 29, 2026)
Drove in 5 RBI in a game	Nate Anderson vs. Columbia (Feb. 23, 2025)
Drove in 6 RBI in a game	Grayson McCollum vs. Ga. Southern (March 17, 2026)
Drove in 7 RBI in a game	Griffin Helms vs. Grambling State (March 23, 2018)
Drove in 8 RBI in a game	Nate Anderson at Liberty (April 27, 2025)
Hit 2 doubles in a game	Trenton Lyons at Western Kentucky (April 24, 2026)
Hit 3 doubles in a game	Jackson Chirello vs. West Georgia (Feb. 17, 2026)
Hit 4 doubles in a game	Josh Hatcher at Jacksonville (March 18, 2022)
Hit 2 triples in a game	Nick Colina vs. New Orleans (Feb. 19, 2023)
Hit 3 triples in a game	Rauf Tulani vs. Lincoln Memorial (Feb. 12, 1997)
Hit 2 home runs in the same inning	Isaac Bouton at UAB (Feb. 16, 2024) (8th inning)
Hit 2 home runs in a game	Jackson Chirello and Cooper Williams at Delaware (March 29, 2026)
Hit 3 home runs in a game	Cash Young vs. Jacksonville (April 22, 2022)
Hit an Inside-the-Park Home Run	Chris Cole at West Georgia (May 6, 2025)
Hit a Grand Slam	Donovan Cash at West Georgia (May 6, 2025)
Hit a Walkoff Home Run	Nate Anderson vs. New Mexico State (9th inning) (May 2, 2025)
Hit a Walkoff Base Hit	Wesley Aliq vs. Liberty (9th inning) (March 22, 2026)
Hit a Home Run to Lead Off a Game	Cooper Williams vs. LA Tech (April 17, 2026)
Hit a Home Run in Consecutive At-Bats	Jackson Chirello and Cooper Williams at Delaware (March 29, 2026)
Hit for the Cycle	Josh Hatcher vs. UNF (March 26, 2022)
Stole 3 bases in a game	Cooper Williams vs. Samford (March 6, 2026)
Stole 4 bases in a game	Aaron Dobbs at Mercer (March 17, 2012)
Stole Home	Nate Anderson (double steal with Chris Cole [2B]) at Georgia (April 29, 2025)

PITCHING

Recorded 10+ strikeouts	11 by Tanner Franklin vs. Queens (April 20, 2024)
Recorded 15+ strikeouts	15 by Chris Erwin at Georgia Southern (May 12, 2015)
Threw a Nine-Inning Complete Game	Smith Pinson vs. FIU (May 23, 2025)
Threw a Complete Game Shutout	Smith Pinson vs. FIU (May 23, 2025)
Threw back-to-back Complete Games	Tony Dibrell vs. USC Upstate (April 7, 2017)
	Tony Dibrell at Stetson (April 13, 2017)
Threw a combined shutout	Smith Pinson, Jackson Abernathy and JT Gibson vs. Middle Tennessee (May 17, 2025)
Threw a No Hitter	--
Threw a Perfect Game	--

THE LAST TIME WE...

BATTING

Were shutout	vs. Liberty (March 20, 2026)
Scored 10-14 runs	12, vs. Mercer (April 14, 2026)
Scored 15-19 runs	16, vs. Ga. Southern (March 17, 2026)
Scored 20-24 runs	21 at Bellarmine (April 27, 2024)
Scored 25-29 runs	26, vs. Grambling State (March 23, 2018)
Scored 30+ runs	32, at USC Upstate - GM 2 (April 12, 2008)
Recorded 15-19 hits	15, vs. Mercer (April 14, 2026)
Recorded 20-24 hits	20, vs. Ga. Southern (March 17, 2026)
Recorded 25-29 hits	25, vs. Grambling State (March 24, 2018)
Recorded 30+ hits	35, at USC Upstate - GM 2 (April 12, 2008)

PITCHING

Pitched a shutout	vs. FIU (May 23, 2025)
Pitched back-to-back shutouts	vs. Brown - GM 1 (March 7, 2020)
	vs. Brown - GM 2 (March 7, 2020)
Recorded 10+ strikeouts	12, at Western Kentucky (April 25, 2026)
Recorded 15+ strikeouts	15, vs. Liberty (March 20, 2026)

FIELDING

Made 3 errors in a game	at Delaware (March 29, 2026)
Made 4 errors in a game	at DBU (May 11, 2025)
Made 5+ errors in a game	8, vs. Columbia (Feb. 21, 2025)
Turned 3 double plays in a game	vs. Central Arkansas (May 25, 2024)
Turned 4 double plays in a game	vs. Eastern Kentucky (May 25, 2023)

MISCELLANEOUS

Swept a non-conference home series (Three Games)	vs. LIU (Feb. 24-26, 2023)
Swept a non-conference road series (Three Games)	at Mercer (April 17-18, 2009)
Swept a conference home series (Three Games)	vs. Middle Tennessee (May 15-17, 2025)
Swept a conference road series (Three Games)	at Delaware (March 27-29, 2026)
Won a non-conference home series (Three Games)	vs. Columbia, 2-1 (Feb. 21-23, 2025)
Won a non-conference road series (Three Games)	at No. 25 Kentucky (March 8-10, 2024)
Won a conference home series (Three Games)	vs. Middle Tennessee, 3-0 (May 15-17, 2025)
Won a conference road series (Three Games)	at Delaware, 3-0 (March 27-29, 2026)
Defeated a ranked opponent	at No. 4 Georgia, 10-7 (March 24, 2026)
Defeated a Top 10 opponent	at No. 4 Georgia, 10-7 (March 24, 2026)
Defeated a Top Five opponent	at No. 4 Georgia, 10-7 (March 24, 2026)
Took a series from a ranked opponent	at No. 25 Kentucky, 2-1 (March 8-10, 2024)
Defeated a Power Four opponent	at No. 4 Georgia, 10-7 (March 24, 2026)

STAT	KENNESAW STATE RECORDS WHEN...		UNDER COACH COE
	2026 RECORD	2025 RECORD	
Overall	19-21	31-27	143-129
Home	11-9	17-9	76-48
Away	8-12	12-16	59-74
Neutral Site	0-0	2-2	8-7
Conference Game	8-13	17-9	77-59
Non-Conference Game	11-8	12-16	60-66
Vs. Ranked Opponent	2-7	0-2	7-18
Vs. Opponent .500 or Better	9-18	16-21	73-102
Vs. Opponent Below .500	10-3	13-2	57-25
Day Game (before 6:00 p.m.)	14-11	19-18	93-66
Night Game (6:00 p.m. or later)	5-10	9-9	37-53
Conference Series (3+ games)	1-6	4-3	23-20
Conference Home Series (3+ games)	0-3	4-1	13-9
Non-conference Series (3+ games)	0-2	1-2-1	7-9-1
Non-conference Home Series (3+ games)	0-1	1-1	6-3
In February	4-5	4-6	23-18
In March	10-6	7-11	45-41
In April	5-10	11-5	45-40
In May	0-0	9-5	30-28
In June	0-0	0-0	1-2
On Monday	0-0	0-0	0-0
On Tuesday	6-3	4-8	16-29
On Wednesday	0-0	1-2	9-10
On Thursday	0-1	2-0	6-4
On Friday	4-7	8-5	37-27
On Saturday	5-6	9-7	46-30
On Sunday	5-4	7-3	25-28
In Extra-Inning Games	0-1	3-1	5-5
In Games with Less than 9 Innings	1-4	4-5	18-17
In Series Openers (3+ games)	2-7	7-4	30-25
In Series Finales (3+ games)	5-5	7-4	34-21
When Scoring 3 or Less Runs	1-12	1-15	3-60
When Scoring 4-6 Runs	5-7	8-10	36-43
When Scoring 7-9 Runs	7-2	8-1	40-12
When Scoring 10+ Runs	6-0	15-0	53-4
Collecting 5 or Less Hits	0-7	0-7	3-28
Collecting 6-9 Hits	6-10	4-15	32-57
Collecting 10-14 Hits	11-4	21-4	69-34
Collecting 15+ Hits	2-0	5-0	26-0
Collecting 2 Homers	3-3	10-3	33-18
Collecting 3 Homers	2-0	0-0	8-2
Collecting 4 Homers	0-0	2-0	7-0
Collecting 5+ Homers	2-0	0-0	3-0
Collecting 7-9 Strikeouts (pitching)	8-10	14-7	48-46
Collecting 10-14 Strikeouts (pitching)	3-4	12-11	39-31
Collecting 15+ Strikeouts (pitching)	1-1	0-0	4-1
When a Player has Multiple Hits	16-15	27-21	127-98
When a Player has Multiple Homers	3-0	6-0	20-1
When a Player has Multiple Extra-Base Hits	6-1	17-2	56-18
When a Pitcher goes 6.0-6.2 Innings	1-3	0-1	19-14
When a Pitcher goes 7.0+ Innings	0-0	3-0	14-7
When a Pitcher has 5-7 Strikeouts	1-4	10-4	31-30
When a Pitcher has 8-9 Strikeouts	1-1	6-0	20-7
When a Pitcher has 10+ Strikeouts	0-0	0-0	2-1

KSU DIVISION 1 SINGLE-GAME RECORDS

TEAM

At-Bats 62, at Jax State, March 2, 2014
 Runs Scored 32, at USC Upstate, April 12, 2008
 Hits 35, at USC Upstate, April 12, 2008
 RBI 31, at USC Upstate, April 12, 2008
 Doubles 8, 4x, last at Jacksonville, March 18, 2022
 Triples 3, vs. Belmont, April 15, 2006
Home Runs 6, at Delaware, March 29, 2026
 Total Bases 46, at USC Upstate, April 12, 2008
 Walks 15, at Queens, April 20, 2024
 Hit by Pitch 6, at Jacksonville, March 24, 2007
 Sacrifice Flies 4, at USC Upstate, April 12, 2008
 Sacrifice Hits 5, twice, last at Georgia Southern, March 8, 2016
 Stolen Bases 7, vs. Mercer, March 25, 2006
 Intentional Walks 3, 3x, last at USC Upstate, April 16, 2016
 Innings Pitched 16.2, at Jax State, March 2, 2014
 Strikeouts (Pitching) 19, 3x, last at Georgia Southern, May 12, 2015
 Batters Faced 82, at Jax State, March 2, 2014
 Strikeouts Looking (Pitching) 10, vs. Southern Utah, March 21, 2009
 Chances (Fielding) 67, twice, last at Jax State, March 2, 2014
 Putouts (Fielding) 50, at Jax State, March 2, 2014
 Assists (Fielding) 20, at Troy, May 11, 2010
 Double Plays Forced 4, 4x, last vs. Eastern Kentucky, March 25, 2023

PLAYER

At-Bats 9, Kal Simmons at Jax State, March 2, 2014
 Runs Scored 5, 3x, last Terence Norman vs. Grambling State, March 23, 2018
 Hits 6, twice, last Martin Baker at USC Upstate, April 12, 2008
 RBI 8, Nate Anderson at Liberty, April 27, 2025
 Doubles 4, Josh Hatcher at Jacksonville, March 18, 2022
 Triples 2, Nick Colina vs. New Orleans, Feb. 19, 2023
 Home Runs 3, Cash Young vs. Jacksonville, April 22, 2022
 Total Bases 12, twice, last Cash Young vs. Jacksonville, April 22, 2022
 Walks 4, 8x, last Nate Anderson, April 19, 2025
 Hit by Pitch 3, Jay Morrow at Lipscomb, March 29, 2008
 Sacrifice Flies 2, 4x, last Zac Corbin vs. Stetson, May 14, 2022
 Sacrifice Hits 2, 34x, last Jamarie Brooks at Belmont, March 6, 2024
 Stolen Bases 4, Aaron Dobbs at Mercer, March 17, 2022
 Steal Attempts 5, Aaron Dobbs at Mercer, March 17, 2022
 Intentional Walks 2, 4x, last Josh Hatcher vs. Liberty, April 15, 2022
 Innings Pitched 9.0, 32x, last Smith Pinson vs. FIU, May 23, 2025
 Strikeouts (Pitching) 15, twice, last Chris Erwin at Georgia Southern, May 12, 2015
 Strikeouts Looking (Pitching) 8, Tony Dibrell vs. USC Upstate, April 7, 2017
 Putouts (Fielding) 20, Jace Whitmer vs. FGCU, May 8, 2009
 Assists (Fielding) 11, Kal Simmons at Stetson, March 30, 2013
 Most Caught Stealing (Catcher) 4, Daniel Seres vs. Stetson, April 7, 2018

KENNESAW STATE BATTING ORDER BY GAME (# OF 2026 START IN SPOT)

OPPONENT	1	2	3	4	5	6	7	8	9	#	Record
Feb. 13 vs. Evansville	COLE (1)	LYONS (1)	MCCOLLUM (1)	HOLSTEIN (1)	WILLIAMS (1)	JONES (1)	ALIG (1)	CHIRELLO (1)	MCDUFFIE (1)	1	1-0
Feb. 14 vs. Marshall	LYONS (1)	MCCOLLUM (1)	WILLIAMS (1)	JONES (1)	ALIG (1)	CHIRELLO (1)	BRADFIELD (1)	POSEY (1)	MCDUFFIE (2)	2	1-0
Feb. 17 vs. West Georgia	LYONS (2)	MCCOLLUM (2)	WILLIAMS (2)	JONES (2)	HOLSTEIN (1)	ALIG (1)	CHIRELLO (1)	BROWN (1)	MCDUFFIE (3)	3	1-0
Feb. 20 at Florida	LYONS (3)	MCCOLLUM (3)	WILLIAMS (3)	JONES (3)	HOLSTEIN (2)	ALIG (2)	CHIRELLO (2)	POSEY (2)	MCDUFFIE (4)	4	0-1
Feb. 21 at Florida	LYONS (4)	MCCOLLUM (4)	WILLIAMS (4)	JONES (4)	ALIG (2)	CHIRELLO (2)	MCGEE (1)	BROOKS (1)	MCDUFFIE (5)	5	0-1
Feb. 22 at Florida	LYONS (5)	WILLIAMS (1)	MCCOLLUM (2)	CHIRELLO (1)	ALIG (3)	JONES (2)	GIBBS (1)	POSEY (3)	MCDUFFIE (6)	6	0-1
Feb. 24 at Georgia Southern	LYONS (6)	WILLIAMS (2)	MCCOLLUM (3)	CHIRELLO (2)	ALIG (4)	JONES (3)	GIBBS (2)	MCGEE (1)	MCDUFFIE (7)	7	1-0
Feb. 27 vs. West Virginia	LYONS (7)	WILLIAMS (3)	MCCOLLUM (4)	CHIRELLO (3)	ALIG (5)	JONES (4)	MCGEE (2)	HOLSTEIN (1)	MCDUFFIE (8)	8	0-1
Feb. 28 vs. West Virginia	MCCOLLUM (1)	MCGEE (1)	LYONS (1)	CHIRELLO (4)	ALIG (6)	BRADFIELD (1)	JONES (1)	BROOKS (2)	MCDUFFIE (9)	9	0-1
March 1 vs. West Virginia	LYONS (8)	MCGEE (2)	MCCOLLUM (5)	CHIRELLO (5)	ALIG (7)	BROOKS (1)	WILLIAMS (1)	WILSON (1)	POSEY (1)	10	0-1
March 3 vs. Georgia	WILLIAMS (1)	MCGEE (3)	MCCOLLUM (6)	LYONS (1)	CHIRELLO (1)	ALIG (3)	BRADFIELD (3)	WILSON (2)	MCDUFFIE (10)	11	0-1
March 6 vs. Samford	WILLIAMS (2)	MCGEE (4)	LYONS (2)	CHIRELLO (6)	MCCOLLUM (1)	ALIG (4)	JONES (2)	BRADFIELD (1)	MCDUFFIE (11)	12	1-0
March 7 vs. Samford	WILLIAMS (3)	WILSON (1)	LYONS (3)	CHIRELLO (7)	MCCOLLUM (2)	ALIG (5)	MCGEE (3)	BRADFIELD (2)	POSEY (2)	13	1-0
March 13 at Middle Tennessee	WILLIAMS (4)	WILSON (2)	LYONS (4)	CHIRELLO (8)	ALIG (8)	MCCOLLUM (1)	MCGEE (4)	BRADFIELD (3)	MCDUFFIE (12)	14	1-0
March 14 at Middle Tennessee	WILLIAMS (5)	WILSON (3)	LYONS (5)	CHIRELLO (9)	MCGEE (1)	MCCOLLUM (2)	COLE (1)	JONES (1)	MCDUFFIE (13)	15	0-1
March 15 at Middle Tennessee	WILLIAMS (6)	LYONS (2)	CHIRELLO (1)	MCCOLLUM (1)	ALIG (9)	MCGEE (1)	JONES (3)	COLE (1)	POSEY (3)	16	0-1
March 17 vs. Georgia Southern	WILSON (1)	LYONS (3)	CHIRELLO (2)	MCGEE (1)	WILLIAMS (2)	MCCOLLUM (3)	BRADFIELD (4)	GIBBS (1)	MCDUFFIE (14)	17	1-0
March 20 vs. Liberty	COLE (2)	LYONS (4)	CHIRELLO (3)	MCGEE (2)	WILLIAMS (3)	MCCOLLUM (4)	ALIG (2)	WILSON (3)	MCDUFFIE (15)	18	0-1
March 21 vs. Liberty	COLE (3)	LYONS (5)	WILLIAMS (5)	MCGEE (3)	CHIRELLO (2)	ALIG (6)	MCCOLLUM (1)	WILSON (4)	POSEY (4)	19	0-1
March 22 vs. Liberty	COLE (4)	LYONS (6)	MCGEE (1)	CHIRELLO (10)	ALIG (10)	WILLIAMS (1)	POSEY (1)	GIBBS (2)	MCDUFFIE (16)	20	1-0
March 24 at Georgia	LYONS (9)	WILLIAMS (4)	MCGEE (2)	CHIRELLO (11)	ALIG (11)	COLE (1)	POSEY (2)	MCCOLLUM (1)	MCDUFFIE (17)	21	1-0
March 27 at Delaware	LYONS (10)	WILLIAMS (5)	MCGEE (3)	CHIRELLO (12)	ALIG (12)	COLE (2)	POSEY (3)	MCCOLLUM (2)	MCDUFFIE (18)	21	2-0
March 28 at Delaware	LYONS (11)	WILLIAMS (6)	MCGEE (4)	CHIRELLO (13)	POSEY (1)	COLE (3)	MCCOLLUM (2)	GIBBS (3)	MCDUFFIE (19)	22	1-0
March 29 at Delaware	LYONS (12)	WILLIAMS (7)	MCGEE (5)	CHIRELLO (14)	POSEY (2)	COLE (4)	MCCOLLUM (3)	GIBBS (4)	MCDUFFIE (20)	22	2-0
March 31 at Mercer	LYONS (13)	WILLIAMS (8)	MCGEE (6)	CHIRELLO (15)	POSEY (3)	COLE (5)	MCCOLLUM (4)	GIBBS (5)	WILSON (1)	23	0-1
April 2 vs. DBU	LYONS (14)	WILLIAMS (9)	MCGEE (7)	CHIRELLO (16)	ALIG (13)	COLE (6)	MCCOLLUM (5)	GIBBS (6)	MCDUFFIE (21)	24	0-1
April 3 vs. DBU	WILLIAMS (7)	COLE (1)	MCGEE (8)	LYONS (2)	CHIRELLO (3)	POSEY (1)	MCCOLLUM (6)	GIBBS (7)	MCDUFFIE (22)	25	0-1
April 4 vs. DBU	WILLIAMS (8)	COLE (2)	MCGEE (9)	CHIRELLO (17)	POSEY (4)	LYONS (1)	JONES (4)	GIBBS (8)	MCDUFFIE (23)	26	1-0
April 7 at Georgia Tech	WILLIAMS (9)	COLE (3)	MCGEE (10)	CHIRELLO (18)	POSEY (5)	LYONS (2)	JONES (5)	MCCOLLUM (3)	MCDUFFIE (24)	27	0-1
April 10 at FIU	WILLIAMS (10)	LYONS (7)	MCGEE (11)	CHIRELLO (19)	JONES (1)	COLE (7)	ALIG (3)	MCCOLLUM (4)	MCDUFFIE (25)	28	0-1
April 11 at FIU	WILLIAMS (11)	LYONS (8)	MCGEE (12)	CHIRELLO (20)	ALIG (14)	COLE (8)	POSEY (4)	MCCOLLUM (5)	MCDUFFIE (26)	29	0-1
April 12 at FIU	WILLIAMS (12)	LYONS (9)	MCGEE (13)	CHIRELLO (21)	ALIG (15)	COLE (9)	JONES (6)	MCCOLLUM (6)	MCDUFFIE (27)	30	0-1
April 14 vs. Mercer	WILLIAMS (13)	COLE (4)	MCGEE (14)	LYONS (3)	CHIRELLO (4)	ALIG (7)	POSEY (5)	GIBBS (9)	MCCOLLUM (1)	31	1-0
April 17 vs. LA Tech	WILLIAMS (14)	COLE (5)	LYONS (6)	MCGEE (4)	CHIRELLO (5)	ALIG (8)	POSEY (6)	GIBBS (10)	MCDUFFIE (28)	32	0-1
April 18 vs. LA Tech	LYONS (15)	COLE (6)	MCGEE (15)	WILLIAMS (1)	ALIG (16)	GIBBS (1)	JONES (7)	BRADFIELD (4)	MCDUFFIE (29)	33	1-0
April 19 vs. LA Tech	LYONS (16)	COLE (7)	MCGEE (16)	WILLIAMS (2)	ALIG (17)	GIBBS (2)	JONES (8)	BRADFIELD (5)	MCDUFFIE (30)	33	1-1
April 21 at West Georgia	WILLIAMS (15)	COLE (8)	LYONS (6)	CHIRELLO (22)	GIBBS (1)	ALIG (9)	POSEY (7)	MCCOLLUM (7)	MCDUFFIE (31)	34	1-0
April 24 at Western Kentucky	COLE (5)	MCGEE (5)	WILLIAMS (6)	LYONS (3)	GIBBS (2)	ALIG (10)	JONES (9)	CHIRELLO (2)	MCDUFFIE (32)	35	0-1
April 25 at Western Kentucky	COLE (6)	LYONS (10)	WILLIAMS (7)	MCGEE (5)	GIBBS (3)	ALIG (11)	JONES (10)	CHIRELLO (3)	MCDUFFIE (33)	36	0-1
April 26 at Western Kentucky	COLE (7)	WILLIAMS (10)	LYONS (7)	MCGEE (6)	JONES (2)	ALIG (12)	CHIRELLO (3)	POSEY (4)	MCDUFFIE (34)	37	1-0



2026 Kennesaw State Baseball
Overall Statistics for Kennesaw State (as of Apr 27, 2026)
(All games Sorted by Batting avg)



Record: 19-21 Home: 11-9 Away: 8-12 CUSA: 8-13

Player	avg	gp-gs	ab	r	h	2b	3b	hr	rbi	tb	slg%	bb	hp	so	gdp	ob%	sf	sh	sb-att	po	a	e	fld%	
Cooper Williams	.329	40-39	158	32	52	8	1	7	30	83	.525	19	3	38	2	.409	1	0	16-20	54	32	6	.935	
Jackson Chirello	.315	40-38	146	31	46	13	1	8	29	85	.582	13	3	48	1	.383	0	1	3-4	200	10	3	.986	
Trenton Lyons	.258	40-40	159	31	41	15	1	3	16	67	.421	24	2	42	1	.362	0	0	11-14	74	5	1	.988	

Josh Gibbs	.289	24-17	76	9	22	3	2	1	10	32	.421	9	0	25	1	.365	0	0	1-1	26	40	1	.985	
Grayson McCollum	.286	33-32	112	16	32	5	0	0	20	37	.330	11	2	26	0	.352	3	1	0-0	34	55	8	.918	
Evan Holstein	.286	5-4	14	1	4	0	0	0	1	4	.286	0	0	5	1	.286	0	0	0-0	15	3	0	1.000	
Chris Cole	.281	29-26	96	20	27	5	1	2	13	40	.417	17	4	29	0	.410	0	5	15-18	59	1	0	1.000	
James McGee	.278	38-34	115	23	32	8	0	6	27	58	.504	29	6	20	3	.441	2	0	2-2	192	16	3	.986	
Wesley Alig	.268	33-32	112	16	30	5	1	1	18	40	.357	10	7	27	1	.356	3	3	0-1	48	56	4	.963	
Aaron Posey	.247	27-21	77	17	19	8	0	3	13	36	.468	13	2	38	2	.370	0	2	0-0	115	8	3	.976	
Shamaar McDuffie	.236	36-34	106	12	25	3	0	0	8	28	.264	14	1	14	4	.331	0	3	0-1	48	80	3	.977	
Charlie Jones	.228	26-21	79	9	18	2	0	3	19	29	.367	8	2	32	1	.308	2	1	0-0	110	4	3	.974	
Jackson Bradfield	.167	13-9	36	3	6	0	1	2	4	14	.389	1	0	19	0	.189	0	0	0-0	3	0	0	1.000	
Avery Wilson	.121	22-9	33	8	4	1	0	1	5	8	.242	5	1	10	1	.256	0	1	1-2	23	0	1	.958	
Jamarie Brooks	.083	11-3	12	2	1	0	0	1	3	4	.333	1	0	3	0	.154	0	0	0-0	7	0	0	1.000	
Kaden Brown	.000	2-1	4	0	0	0	0	0	0	0	.000	0	1	2	0	.200	0	0	0-0	0	0	0	.000	
Totals	.269	40	1335	230	359	76	8	38	216	565	.423	174	34	378	18	.365	11	17	49-63	1021	344	43	.969	
Opponents	.292	40	1346	271	393	62	7	57	251	640	.475	191	53	317	35	.396	18	9	30-42	1026	327	38	.973	

LOB - Team (315), Opp (327). DPs turned - Team (40), Opp (23). CI - Team (2), McGee 1, Posey 1. IBB - Team (2), Williams 1, Chirello 1, Opp (4). Picked off - Lyons 3, Chirello 2, Williams 1, Posey 1, Alig 1.

(All games Sorted by Earned run avg)

Player	era	w-l	app	gs	cg	sho	sv	ip	h	r	er	bb	so	2b	3b	hr	b/avg	wp	hp	bk	sfa	sha
Daniel Powell	2.79	5-2	19	0	0	0/0	5	42.0	29	15	13	21	47	5	0	3	.209	3	3	1	5	2
Nolan Sliver	5.57	0-0	12	9	0	0/0	0	42.0	62	27	26	17	38	9	0	6	.346	3	6	0	1	0
Cooper McMullen	5.64	2-3	11	11	0	0/0	0	44.2	53	31	28	23	25	9	1	6	.294	5	3	0	0	1

JT Gibson	1.23	0-0	8	0	0	0/0	0	7.1	6	2	1	5	9	2	0	0	.231	3	0	0	1	0
Ryan Renfroe	2.45	1-2	15	0	0	0/0	0	14.2	6	7	4	15	15	1	0	0	.122	0	3	0	0	0
Nate Helman	4.81	2-0	13	2	0	0/0	0	24.1	24	14	13	13	34	1	0	3	.250	0	3	0	0	0
Harry Cain	5.20	2-3	16	3	0	0/0	4	36.1	32	23	21	12	38	7	1	9	.225	1	3	0	0	0
Ryan Gold	5.40	0-2	10	0	0	0/0	0	20.0	24	16	12	10	23	1	0	3	.308	5	5	0	1	3
Jayden Summerville	6.53	0-2	14	3	0	0/0	1	20.2	22	19	15	13	23	3	3	2	.265	1	4	1	1	1
Ty Bayer	8.51	5-5	14	4	0	0/0	0	37.0	57	39	35	17	23	10	2	8	.370	6	8	0	3	0
Logan Brock	9.42	0-2	8	3	0	0/0	0	14.1	25	19	15	10	11	3	0	5	.385	1	3	1	3	0
Peter Jezerinac	10.64	0-0	12	0	0	0/0	0	11.0	13	13	13	6	11	1	0	3	.295	1	5	0	0	0
Cole Royer	11.45	2-0	9	5	0	0/0	0	11.0	12	14	14	13	11	2	0	2	.279	2	6	0	0	2
Nolan McKinstry	13.50	0-0	2	0	0	0/0	0	2.0	3	3	3	3	2	1	0	1	.375	0	0	0	0	0
Davis Harper	15.19	0-0	7	0	0	0/0	0	10.2	18	21	18	11	7	5	0	3	.383	0	0	0	3	0
Nolan Bethel	30.86	0-0	3	0	0	0/0	0	2.1	7	8	8	2	0	2	0	3	.538	1	1	0	0	0
Totals	6.32	19-21	40	40	0	0/0	10	340.1	393	271	239	191	317	62	7	57	.292	32	53	3	18	9
Opponents	5.42	21-19	40	40	0	2/2	10	342.0	359	230	206	174	378	76	8	38	.269	38	34	3	11	17

PB - Team (6), McGee 3, Posey 3, Opp (6). Pickoffs - Team (4), McGee 1, Sliver 1, McMullen 1, Renfroe 1, Opp (8). SBA/ATT - McGee (18-27), Posey (9-11), Harper (5-8), Powell (5-6), Gold (4-5), Royer (4-4), Bayer (1-3), Brock (1-3), Cain (3-3), Holstein (3-3), McMullen (3-3), Helman (2-2), McKinstry (0-1), Sliver (1-1), Gibson (0-1), Bethel (1-1), Summerville (0-1).



2026 Kennesaw State Baseball
Overall Statistics for Kennesaw State (as of Apr 27, 2026)
(All games Sorted by Fielding pct)



Player	c	po	a	e	fld%	dp	sba	csb	sba%	pb	ci
Chris Cole	60	59	1	0	1.000	0	0	0	---	0	0
Evan Holstein	18	15	3	0	1.000	0	3	0	1.000	0	0
Jamarie Brooks	7	7	0	0	1.000	0	0	0	---	0	0
Ryan Gold	6	0	6	0	1.000	0	4	1	.800	0	0
Ty Bayer	5	2	3	0	1.000	2	1	2	.333	0	0
Jayden Summerville	4	2	2	0	1.000	0	0	1	.000	0	0
Davis Harper	3	1	2	0	1.000	0	5	3	.625	0	0
Ryan Renfroe	3	1	2	0	1.000	0	0	0	---	0	0
Jackson Bradfield	3	3	0	0	1.000	0	0	0	---	0	0
Nate Helman	2	0	2	0	1.000	0	2	0	1.000	0	0
Harry Cain	1	0	1	0	1.000	0	3	0	1.000	0	0
Cole Royer	1	0	1	0	1.000	0	4	0	1.000	0	0
JT Gibson	1	1	0	0	1.000	0	0	1	.000	0	0
Logan Brock	1	0	1	0	1.000	0	1	2	.333	0	0
Trenton Lyons	80	74	5	1	.988	2	0	0	---	0	0
Jackson Chirello	213	200	10	3	.986	23	0	0	---	0	0
James McGee	211	192	16	3	.986	1	18	9	.667	3	1
Josh Gibbs	67	26	40	1	.985	11	0	0	---	0	0
Shamaar McDuffie	131	48	80	3	.977	25	0	0	---	0	0
Aaron Posey	126	115	8	3	.976	0	9	2	.818	3	1
Charlie Jones	117	110	4	3	.974	14	0	0	---	0	0
Wesley Alig	108	48	56	4	.963	19	0	0	---	0	0
Avery Wilson	24	23	0	1	.958	0	0	0	---	0	0
Cooper Williams	92	54	32	6	.935	3	0	0	---	0	0
Grayson McCollum	97	34	55	8	.918	10	0	0	---	0	0
Cooper McMullen	9	1	7	1	.889	0	3	0	1.000	0	0
Nolan Sliver	9	2	5	2	.778	0	1	0	1.000	0	0
Daniel Powell	9	3	2	4	.556	0	5	1	.833	0	0
Kaden Brown	0	0	0	0	.000	0	0	0	---	0	0
Nolan Bethel	0	0	0	0	.000	0	1	0	1.000	0	0
Peter Jezerinac	0	0	0	0	.000	0	0	0	---	0	0
Nolan McKinstry	0	0	0	0	.000	0	0	1	.000	0	0
Totals	1408	1021	344	43	.969	40	30	12	.714	6	2
Opponents	1391	1026	327	38	.973	23	49	14	.778	6	0

Hitting minimums - 1 Games 3.1 AB/Game
 Pitching minimums - 1 Games 1.0 IP/Game



2026 Kennesaw State Baseball
 Conference statistics for Kennesaw State (as of Apr 27, 2026)
 (CUSA games only Sorted by Batting avg)



Record: 8-13 Home: 3-6 Away: 5-7 CUSA: 8-13

Player	avg	gp-gs	ab	r	h	2b	3b	hr	rbi	tb	slg%	bb	hp	so	gdp	ob%	sf	sh	sb-att	po	a	e	fld%		
Cooper Williams	.319	21-21	91	13	29	4	0	4	13	45	.495	5	2	20	0	.364	1	0	5-8	23	21	3	.936		
Trenton Lyons	.289	21-21	90	16	26	11	0	3	10	46	.511	10	1	28	0	.366	0	0	3-4	35	3	0	1.000		
James McGee	.279	21-21	68	14	19	5	0	3	14	33	.485	22	5	8	3	.474	2	0	1-1	115	10	1	.992		
Chris Cole	.278	20-20	72	13	20	4	0	2	9	30	.417	15	2	21	0	.416	0	3	9-10	45	1	0	1.000		
Jackson Chirello	.270	21-19	74	12	20	2	1	5	14	39	.527	8	2	26	0	.357	0	1	2-3	128	7	2	.985		

Shamaar McDuffie	.283	19-19	60	6	17	1	0	0	4	18	.300	9	1	8	1	.386	0	1	0-1	28	46	3	.961		
Josh Gibbs	.271	15-11	48	6	13	2	2	1	5	22	.458	6	0	14	1	.352	0	0	1-1	20	28	0	1.000		
Aaron Posey	.222	13-11	45	8	10	5	0	1	10	18	.400	5	0	21	1	.300	0	2	0-0	45	3	2	.960		
Charlie Jones	.216	12-10	37	3	8	2	0	1	7	13	.351	3	0	16	1	.262	2	1	0-0	40	1	0	1.000		
Wesley Alig	.214	17-16	56	6	12	2	1	1	6	19	.339	4	2	15	0	.281	2	3	0-0	30	30	1	.984		
Grayson McCollum	.186	14-13	43	4	8	2	0	0	4	10	.233	4	2	11	0	.280	1	1	0-0	16	28	5	.898		
Avery Wilson	.000	10-4	14	1	0	0	0	0	0	0	.000	2	1	6	0	.176	0	1	1-1	10	0	1	.909		
Jackson Bradfield	.000	3-3	8	0	0	0	0	0	0	0	.000	0	0	5	0	.000	0	0	0-0	0	0	0	.000		
Jamarie Brooks	.000	5-0	0	0	0	0	0	0	0	0	.000	0	0	0	0	.000	0	0	0-0	0	0	0	.000		
Totals	.258	21	706	102	182	40	4	21	96	293	.415	93	18	199	7	.355	8	13	22-29	544	202	22	.971		
Opponents	.290	21	711	120	206	30	5	29	111	333	.468	90	23	156	22	.384	7	5	15-22	557	185	22	.971		

LOB - Team (179), Opp (172). DPs turned - Team (23), Opp (10). IBB - Team (0), Opp (3). Picked off - Lyons 2, Chirello 1, Williams 1.

(CUSA games only Sorted by Earned run avg)

Player	era	w-l	app	gs	cg	sho	sv	ip	h	r	er	bb	so	2b	3b	hr	b/avg	wp	hp	bk	sfa	sha	
Daniel Powell	4.32	2-2	11	0	0	0/0	2	25.0	21	13	12	14	27	5	0	3	.244	0	2	1	3	2	
Cooper McMullen	4.85	2-1	7	7	0	0/0	0	29.2	37	16	16	15	14	6	1	3	.308	3	1	0	0	0	
Harry Cain	5.73	0-3	7	2	0	0/0	1	22.0	20	14	14	7	23	2	1	7	.233	0	2	0	0	0	
Nolan Sliver	6.39	0-0	6	6	0	0/0	0	25.1	41	19	18	7	20	6	0	4	.369	0	2	0	1	0	
Ty Bayer	6.85	2-3	7	1	0	0/0	0	22.1	29	17	17	10	10	3	1	5	.337	4	6	0	1	0	

JT Gibson	0.00	0-0	3	0	0	0/0	0	2.1	0	0	0	3	2	0	0	0	.000	0	0	0	0	0	
Nate Helman	1.38	2-0	6	0	0	0/0	0	13.0	8	2	2	5	17	0	0	2	.174	0	3	0	0	0	
Ryan Renfroe	1.80	0-1	4	0	0	0/0	0	5.0	2	2	1	4	7	1	0	0	.111	0	0	0	0	0	
Ryan Gold	4.91	0-1	5	0	0	0/0	0	11.0	13	6	6	3	12	1	0	0	.310	3	1	0	0	3	
Jayden Summerville	5.25	0-1	6	3	0	0/0	1	12.0	12	9	7	11	12	1	2	0	.255	1	3	0	1	0	
Peter Jezerinac	5.40	0-0	3	0	0	0/0	0	1.2	2	1	1	0	2	0	0	0	.333	0	1	0	0	0	
Logan Brock	5.68	0-1	2	2	0	0/0	0	6.1	11	7	4	4	4	2	0	2	.379	0	1	0	0	0	
Davis Harper	20.25	0-0	3	0	0	0/0	0	4.0	7	10	9	5	4	3	0	2	.389	0	0	0	1	0	
Cole Royer	21.60	0-0	3	0	0	0/0	0	1.2	3	4	4	2	2	0	0	1	.375	1	1	0	0	0	
Totals	5.51	8-13	21	21	0	0/0	4	181.1	206	120	111	90	156	30	5	29	.290	12	23	1	7	5	
Opponents	4.27	13-8	21	21	0	1/1	10	185.2	182	102	88	93	199	40	4	21	.258	18	18	3	8	13	

PB - Team (2), McGee 2, Opp (3). Pickoffs - Team (3), Sliver 1, McGee 1, McMullen 1, Opp (4). SBA/ATT - McGee (12-16), Posey (3-5), Harper (2-3), Brock (1-3), Powell (2-3), Cain (3-3), Royer (2-2), Gold (2-2), Bayer (0-2), Summerville (0-1), Helman (1-1), McMullen (1-1), Sliver (1-1).



2026 Kennesaw State Baseball
 Conference statistics for Kennesaw State (as of Apr 27, 2026)
 (CUSA games only Sorted by Fielding pct)

Player	c	po	a	e	fld%	dp	sba	csb	sba%	pb	ci
Josh Gibbs	48	20	28	0	1.000	8	0	0	---	0	0
Chris Cole	46	45	1	0	1.000	0	0	0	---	0	0
Charlie Jones	41	40	1	0	1.000	6	0	0	---	0	0
Trenton Lyons	38	35	3	0	1.000	0	0	0	---	0	0
Ryan Gold	6	0	6	0	1.000	0	2	0	1.000	0	0
Ty Bayer	3	1	2	0	1.000	2	0	2	.000	0	0
Jayden Summerville	3	2	1	0	1.000	0	0	1	.000	0	0
Nate Helman	2	0	2	0	1.000	0	1	0	1.000	0	0
Ryan Renfroe	1	1	0	0	1.000	0	0	0	---	0	0
JT Gibson	1	1	0	0	1.000	0	0	0	---	0	0
Harry Cain	1	0	1	0	1.000	0	3	0	1.000	0	0
Davis Harper	1	0	1	0	1.000	0	2	1	.667	0	0
James McGee	126	115	10	1	.992	1	12	4	.750	2	0
Jackson Chirello	137	128	7	2	.985	16	0	0	---	0	0
Wesley Alig	61	30	30	1	.984	11	0	0	---	0	0
Shamaar McDuffie	77	28	46	3	.961	15	0	0	---	0	0
Aaron Posey	50	45	3	2	.960	0	3	2	.600	0	0
Cooper Williams	47	23	21	3	.936	1	0	0	---	0	0
Avery Wilson	11	10	0	1	.909	0	0	0	---	0	0
Grayson McCollum	49	16	28	5	.898	5	0	0	---	0	0
Nolan Sliver	7	1	5	1	.857	0	1	0	1.000	0	0
Cooper McMullen	6	1	4	1	.833	0	1	0	1.000	0	0
Daniel Powell	6	2	2	2	.667	0	2	1	.667	0	0
Jackson Bradfield	0	0	0	0	.000	0	0	0	---	0	0
Peter Jezerinac	0	0	0	0	.000	0	0	0	---	0	0
Cole Royer	0	0	0	0	.000	0	2	0	1.000	0	0
Jamarie Brooks	0	0	0	0	.000	0	0	0	---	0	0
Logan Brock	0	0	0	0	.000	0	1	2	.333	0	0
Totals	768	544	202	22	.971	23	15	7	.682	2	0
Opponents	764	557	185	22	.971	10	22	7	.759	3	0

Hitting minimums - 1 Games 3.1 AB/Game

Pitching minimums - 1 Games 1.0 IP/Game



**2026 Kennesaw State Baseball
Game Results for Kennesaw State (as of Apr 27, 2026)
(All games)**



Date	Opponent	Score	Inns	Overall	CUSA	Pitcher of record	Attend	Time
Feb 13, 2026	EVANSVILLE	w 11-3	9	1-0-0	0-0-0	Powell (W 1-0)	715	2:40
Feb 14, 2026	MARSHALL	w 10-9	9	2-0-0	0-0-0	Cain (W 1-0)	833	3:13
Feb 17, 2026	WEST GEORGIA	w 9-4	9	3-0-0	0-0-0	Royer (W 1-0)	755	3:01
Feb 20, 2026	at #12 Florida	L 3-9	9	3-1-0	0-0-0	McMullen (L 0-1)	7195	2:52
Feb 21, 2026	at #12 Florida	L 0-11	7	3-2-0	0-0-0	Bayer (L 0-1)	7783	2:15
Feb 22, 2026	at #12 Florida	L 9-12	9	3-3-0	0-0-0	Renfroe (L 0-1)	6707	3:38
Feb 24, 2026	at Georgia Southern	w 7-5	9	4-3-0	0-0-0	Powell (W 2-0)	1754	3:05
Feb 27, 2026	#20 WEST VIRGINIA	L 4-12	9	4-4-0	0-0-0	McMullen (L 0-2)	752	3:04
Feb 28, 2026	#20 WEST VIRGINIA	L 1-9	9	4-5-0	0-0-0	Bayer (L 0-2)	1005	3:11
Mar 01, 2026	#20 WEST VIRGINIA	w 7-6	9	5-5-0	0-0-0	Cain (W 2-0)	802	3:08
Mar 03, 2026	#8 GEORGIA	L 1-11	8	5-6-0	0-0-0	Brock (L 0-1)	1864	2:55
Mar 06, 2026	SAMFORD	w 8-3	9	6-6-0	0-0-0	Powell (W 3-0)	582	2:26
Mar 07, 2026	SAMFORD	w 9-8	9	7-6-0	0-0-0	Bayer (W 1-2)	673	2:57
* Mar 13, 2026	at Middle Tennessee	w 6-1	9	8-6-0	1-0-0	McMullen (W 1-2)	890	2:38
* Mar 14, 2026	at Middle Tennessee	L 2-13	7	8-7-0	1-1-0	Brock (L 0-2)	985	2:33
* Mar 15, 2026	at Middle Tennessee	L 3-4	9	8-8-0	1-2-0	Powell (L 3-1)	915	2:48
Mar 17, 2026	GEORGIA SOUTHERN	w 16-6	7	9-8-0	1-2-0	Bayer (W 2-2)	642	2:39
* Mar 20, 2026	LIBERTY	L 0-2 (10)	9	9-9-0	1-3-0	Cain (L 2-1)	709	2:52
* Mar 21, 2026	LIBERTY	L 5-11	9	9-10-0	1-4-0	Summerville (L 0-1)	634	3:12
* Mar 22, 2026	LIBERTY	w 4-3	9	10-10-0	2-4-0	Powell (W 4-1)	548	2:57
Mar 24, 2026	at #4 Georgia	w 10-7	9	11-10-0	2-4-0	Bayer (W 3-2)	1381	3:15
* Mar 27, 2026	at Delaware	w 8-1	9	12-10-0	3-4-0	McMullen (W 2-2)	224	2:54
* Mar 28, 2026	at Delaware	w 5-1	9	13-10-0	4-4-0	Helman (W 1-0)	0	2:51
* Mar 29, 2026	at Delaware	w 13-11	9	14-10-0	5-4-0	Bayer (W 4-2)	236	3:23
Mar 31, 2026	at Mercer	L 4-14	7	14-11-0	5-4-0	Gold (L 0-1)	320	2:43
* Apr 02, 2026	DALLAS BAPTIST	L 5-10	9	14-12-0	5-5-0	Cain (L 2-2)	651	3:08
* Apr 03, 2026	DALLAS BAPTIST	L 5-7	9	14-13-0	5-6-0	Bayer (L 4-3)	684	3:10
* Apr 04, 2026	DALLAS BAPTIST	w 5-4	9	15-13-0	6-6-0	Powell (W 5-1)	715	2:44
Apr 07, 2026	at #2 Georgia Tech	L 4-11	9	15-14-0	6-6-0	Summerville (L 0-2)	2986	3:05
* Apr 10, 2026	at Florida Int'l	L 2-3	9	15-15-0	6-7-0	Powell (L 5-2)	0	2:29
* Apr 11, 2026	at Florida Int'l	L 3-4	9	15-16-0	6-8-0	Cain (L 2-3)	126	2:59
* Apr 12, 2026	at Florida Int'l	L 1-7	9	15-17-0	6-9-0	Bayer (L 4-4)	104	2:53
Apr 14, 2026	MERCER	w 12-9	9	16-17-0	6-9-0	Renfroe (W 1-1)	903	3:35
* Apr 17, 2026	LA TECH	L 3-6	9	16-18-0	6-10-0	McMullen (L 2-3)	558	3:09
* Apr 18, 2026	LA TECH	w 6-5	9	17-18-0	7-10-0	Bayer (W 5-4)	547	2:43
* Apr 19, 2026	LA TECH	L 3-4	9	17-19-0	7-11-0	Bayer (L 5-5)	641	2:32
Apr 21, 2026	at West Georgia	w 3-2	9	18-19-0	7-11-0	Royer (W 2-0)	104	3:09
* Apr 24, 2026	at WKU	L 8-9	9	18-20-0	7-12-0	Gold (L 0-2)	185	3:56
* Apr 25, 2026	at WKU	L 6-8	9	18-21-0	7-13-0	Renfroe (L 1-2)	290	3:22
* Apr 26, 2026	at WKU	w 9-6	9	19-21-0	8-13-0	Helman (W 2-0)	350	3:05

* = Conference game



**2026 Kennesaw State Baseball
Games Summary for Kennesaw State (as of Apr 27, 2026)
(All games)**



Score by innings	1	2	3	4	5	6	7	8	9	EX	Total
Kennesaw State	35	24	25	28	14	18	32	41	13	0	230
Opponents	32	36	34	29	31	35	28	31	13	2	271

Record when ...

Overall	19-21	After 6 leading	11-3
Conference	8-13 trailing	6-16
Non-Conference	11-8 tied	2-2
Home games	11-9	After 7 leading	12-1
Away games	8-12 trailing	2-15
Neutral site	0-0 tied	4-2
Day games	14-11	After 8 leading	16-0
Night games	5-10 trailing	1-14
vs Left starter	5-4 tied	1-3
vs Right starter	14-17		
1-Run games	7-5	Hit 0 home runs	9-12
2-Run games	2-3	... 1 home run	3-6
5+Run games	6-11	... 2+ home runs	7-3
Extra innings	0-1		
Shutouts	0-2	Opponent 0 home runs	5-5
	 1 home run	7-8
Scoring 0-2 runs	0-7 2+ HRs	7-8
..... 3-5 runs	4-11		
..... 6-9 runs	9-3	Made 0 errors	5-5
..... 10+ runs	6-0 1 error	10-9
	 2+ errors	4-7
Opponent 0-2 runs	4-1		
..... 3-5 runs	7-4	Opp. made 0 errors	4-13
..... 6-9 runs	7-7 1 error	9-5
..... 10+ runs	1-9 2+ errors	6-3
Scored in 1st inning	10-5	Out-hit opponent	13-3
Opp. scored in 1st	5-11	Out-hit by opponent	5-17
Scores first	13-7	Hits are tied	1-1
Opp. scores first	6-14		

Record when team scores:

Runs	0	1	2	3	4	5	6	7	8	9	10+
W-L	0-2	0-3	0-2	1-5	1-3	2-3	2-1	2-0	2-1	3-1	6-0

Record when opponent scores:

Runs	0	1	2	3	4	5	6	7	8	9	10+
W-L	0-0	3-0	1-1	3-1	2-3	2-0	3-1	1-2	1-1	2-3	1-9

Record when leading after:

Inn.	1	2	3	4	5	6	7	8
W-L	10-2	14-3	12-2	12-3	11-3	11-3	12-1	16-0

Record when trailing after:

Inn.	1	2	3	4	5	6	7	8
W-L	3-9	3-13	3-15	4-16	6-14	6-16	2-15	1-14

Record when tied after:

Inn.	1	2	3	4	5	6	7	8
W-L	6-10	2-5	4-4	3-2	2-4	2-2	4-2	1-3

Current winning streak: 1
 Longest winning streak: 5
 Longest losing streak: 4



2026 Kennesaw State Baseball
Team Game-by-Game for Kennesaw State (as of Apr 27, 2026)
Batting (All games)

Date	Opponent	ab	r	h	rbi	2b	3b	hr	tb	bb	ibb	sb	cs	hbp	sac	sf	gdp	k	po	a	e	lob	avg
Feb 13	EVANSVILLE	37	11	12	10	4	1	0	18	4	0	1	1	1	0	0	0	10	27	11	2	7	.324
Feb 14	MARSHALL	35	10	10	9	2	1	3	23	7	1	2	0	0	0	0	0	11	27	8	1	7	.306
Feb 17	WEST GEORGIA	32	9	11	8	4	0	0	15	6	1	2	0	1	0	1	2	1	27	5	0	7	.317
Feb 20	at Florida	31	3	5	3	1	0	0	6	2	0	0	0	0	0	1	0	14	24	11	1	4	.281
Feb 21	at Florida	25	0	5	0	0	0	0	5	0	0	0	0	0	0	0	1	6	18	2	2	4	.269
Feb 22	at Florida	36	9	10	8	2	1	0	14	7	0	1	1	1	1	0	2	10	24	9	1	9	.270
Feb 24	at Georgia Southern	35	7	8	7	2	0	3	19	4	0	0	1	1	1	0	0	13	27	5	1	7	.264
Feb 27	WEST VIRGINIA	32	4	7	4	1	0	2	14	2	0	0	1	1	0	0	1	15	27	9	1	4	.259
Feb 28	WEST VIRGINIA	31	1	4	1	0	0	1	7	0	0	1	0	2	0	0	0	8	27	3	1	5	.245
Mar 01	WEST VIRGINIA	33	7	9	6	1	0	2	16	4	0	0	0	0	0	0	1	9	27	6	1	6	.248
Mar 03	GEORGIA	28	1	6	1	1	0	0	7	2	0	0	1	1	0	0	0	6	24	4	1	6	.245
Mar 06	SAMFORD	36	8	13	8	2	0	0	15	2	0	5	1	0	0	0	1	11	27	8	1	6	.256
Mar 07	SAMFORD	33	9	11	9	2	0	5	28	1	0	0	0	0	0	1	1	7	27	10	0	2	.262
*Mar 13	at Middle Tennessee	33	6	7	6	1	1	1	13	6	0	0	1	0	0	1	1	8	27	17	1	7	.258
*Mar 14	at Middle Tennessee	24	2	6	2	0	0	2	12	4	0	1	1	1	1	0	0	8	18	6	1	7	.258
*Mar 15	at Middle Tennessee	33	3	8	3	2	0	0	10	5	0	0	0	3	1	0	1	7	24	11	2	12	.257
Mar 17	GEORGIA SOUTHERN	38	16	20	16	7	0	0	27	10	0	0	0	3	0	0	0	6	21	10	2	17	.275
*Mar 20	LIBERTY	32	0	3	0	2	0	0	5	4	0	1	1	2	0	0	0	12	30	13	0	8	.265
*Mar 21	LIBERTY	33	5	8	5	1	0	1	12	2	0	1	0	1	0	1	0	10	27	12	3	5	.264
*Mar 22	LIBERTY	35	4	12	4	2	0	0	14	3	0	2	0	1	2	0	0	4	27	4	0	11	.268
Mar 24	at Georgia	38	10	10	9	3	0	1	16	4	0	4	0	0	1	0	0	9	27	8	0	6	.268
*Mar 27	at Delaware	37	8	13	7	3	0	1	19	5	0	3	0	0	0	1	1	9	27	16	1	8	.272
*Mar 28	at Delaware	37	5	10	4	3	0	0	13	4	0	1	0	1	1	0	0	8	27	7	3	11	.272
*Mar 29	at Delaware	41	13	14	13	3	0	6	35	5	0	2	1	2	0	0	0	13	27	12	2	8	.276
Mar 31	at Mercer	25	4	5	3	1	0	0	6	6	0	0	0	1	0	0	1	9	18	5	2	7	.273
*Apr 02	DALLAS BAPTIST	34	5	7	5	5	0	0	12	6	0	0	0	0	0	0	1	10	27	9	2	8	.271
*Apr 03	DALLAS BAPTIST	37	5	11	5	1	0	1	15	9	0	1	0	2	1	0	0	10	27	8	0	17	.272
*Apr 04	DALLAS BAPTIST	33	5	9	4	2	0	0	11	2	0	2	0	0	0	0	0	14	27	11	0	6	.272
Apr 07	at Georgia Tech	33	4	7	4	1	0	0	8	2	0	3	0	3	0	0	0	12	24	11	2	7	.270
*Apr 10	at Florida Int'l	29	2	5	2	2	0	0	7	4	0	1	1	0	1	0	0	7	24	7	0	5	.267
*Apr 11	at Florida Int'l	34	3	13	2	2	0	0	15	6	0	0	1	0	3	0	2	8	25	8	0	13	.271
*Apr 12	at Florida Int'l	32	1	6	1	1	0	0	7	4	0	2	0	0	1	0	0	6	24	10	1	9	.268
Apr 14	MERCER	38	12	15	12	2	1	0	19	10	0	4	1	1	0	0	0	10	27	8	1	13	.273
*Apr 17	LA TECH	36	3	9	3	1	0	1	13	3	0	0	0	1	0	0	0	20	27	6	2	10	.272
*Apr 18	LA TECH	32	6	8	6	0	1	2	16	4	0	2	0	0	0	1	0	7	27	13	1	7	.271
*Apr 19	LA TECH	28	3	3	3	1	1	1	9	6	0	1	0	0	0	1	1	9	27	9	0	5	.268
Apr 21	at West Georgia	33	3	9	2	0	0	0	9	8	0	4	0	0	1	0	1	12	27	9	1	12	.268
*Apr 24	at WKU	34	8	10	8	4	1	2	22	4	0	1	0	3	0	2	0	11	24	11	1	8	.268
*Apr 25	at WKU	36	6	9	5	1	0	1	13	3	0	0	0	0	2	1	0	10	24	3	1	9	.268
*Apr 26	at WKU	36	9	11	8	3	0	2	20	4	0	1	1	1	0	0	0	8	27	9	1	5	.269
Totals		1335	230	359	216	76	8	38	565	174	2	49	14	34	17	11	18	378	1021	344	43	315	.269

2026 Kennesaw State Baseball
Team Game-by-Game for Kennesaw State (as of Apr 27, 2026)
Pitching (All games)

Date	Opponent	ip	h	r	er	bb	so	2b	3b	hr	wp	bk	hbp	dp	ibb	score	w-l	sv	era
Feb 13	EVANSVILLE	9.0	5	3	0	3	14	1	0	0	1	0	1	0	0	11-3	1-0	0	0.00
Feb 14	MARSHALL	9.0	8	9	9	7	5	0	0	3	2	0	3	1	0	10-9	2-0	0	4.50
Feb 17	WEST GEORGIA	9.0	6	4	4	6	7	1	0	1	1	1	1	2	0	9-4	3-0	1	4.33
Feb 20	at Florida	8.0	10	9	8	7	3	0	0	3	1	0	1	2	0	3-9	3-1	1	5.40
Feb 21	at Florida	6.0	16	11	7	2	11	3	1	0	2	0	2	0	0	0-11	3-2	1	6.15
Feb 22	at Florida	8.0	9	12	10	8	8	4	0	0	2	0	3	0	0	9-12	3-3	1	6.98
Feb 24	at Georgia Southern	9.0	13	5	5	3	15	2	0	2	1	0	0	1	0	7-5	4-3	1	6.67
Feb 27	WEST VIRGINIA	9.0	16	12	10	6	7	5	0	1	3	0	1	1	0	4-12	4-4	1	7.12
Feb 28	WEST VIRGINIA	9.0	10	9	6	11	10	1	0	1	2	0	2	1	0	1-9	4-5	1	6.99
Mar 01	WEST VIRGINIA	9.0	7	6	6	6	7	1	0	2	2	0	2	1	0	7-6	5-5	1	6.88
Mar 03	GEORGIA	8.0	9	11	10	7	9	2	0	2	0	0	3	0	1	1-11	5-6	1	7.26
Mar 06	SAMFORD	9.0	4	3	3	2	8	1	0	1	1	0	0	0	0	8-3	6-6	2	6.88
Mar 07	SAMFORD	9.0	13	8	8	4	12	3	0	0	0	1	3	1	0	9-8	7-6	3	6.97
*Mar 13	at Middle Tennessee	9.0	5	1	1	3	4	1	0	0	0	0	1	2	0	6-1	8-6	4	6.53
*Mar 14	at Middle Tennessee	6.0	13	13	10	5	4	1	0	4	0	0	2	0	1	2-13	8-7	4	6.93
*Mar 15	at Middle Tennessee	8.0	11	4	3	1	4	2	0	0	0	0	0	1	0	3-4	8-8	4	6.72
Mar 17	GEORGIA SOUTHERN	7.0	4	6	3	3	5	1	0	1	0	0	2	1	0	16-6	9-8	4	6.57
*Mar 20	LIBERTY	10.0	9	2	2	4	15	2	0	1	0	0	0	1	0	0-2	9-9	4	6.26
*Mar 21	LIBERTY	9.0	8	11	8	9	9	2	1	1	1	0	1	1	1	5-11	9-10	4	6.36
*Mar 22	LIBERTY	9.0	7	3	3	3	8	1	0	1	0	1	1	0	0	4-3	10-10	4	6.18
Mar 24	at Georgia	9.0	10	7	7	7	9	3	0	2	1	0	1	1	0	10-7	11-10	5	6.22
*Mar 27	at Delaware	9.0	6	1	1	5	6	2	0	1	0	0	1	2	0	8-1	12-10	6	5.97
*Mar 28	at Delaware	9.0	6	1	1	5	9	1	1	0	0	0	1	0	0	5-1	13-10	7	5.74
*Mar 29	at Delaware	9.0	16	11	11	4	9	2	0	4	1	0	2	2	0	13-11	14-10	8	5.97
Mar 31	at Mercer	6.0	12	14	12	7	7	1	0	4	0	0	3	1	0	4-14	14-11	8	6.31
*Apr 02	DALLAS BAPTIST	9.0	10	10	10	7	7	4	0	2	0	0	1	2	1	5-10	14-12	8	6.46
*Apr 03	DALLAS BAPTIST	9.0	6	7	7	7	7	0	0	3	1	0	2	1	0	5-7	14-13	8	6.48
*Apr 04	DALLAS BAPTIST	9.0	11	4	4	2	6	3	0	0	1	0	1	1	0	5-4	15-13	8	6.39
Apr 07	at Georgia Tech	8.0	14	11	10	4	7	2	1	3	0	0	0	1	0	4-11	15-14	8	6.55
*Apr 10	at Florida Int'l	8.0	9	3	3	2	6	1	0	1	0	0	0	1	0	2-3	15-15	8	6.45
*Apr 11	at Florida Int'l	8.1	9	4	4	2	9	0	0	2	0	0	3	2	0	3-4	15-16	8	6.38
*Apr 12	at Florida Int'l	8.0	10	7	7	6	5	2	0	1	1	0	2	1	0	1-7	15-17	8	6.43
Apr 14	MERCER	9.0	13	9	9	4	10	1	0	1	0	0	1	1	0	12-9	16-17	9	6.51
*Apr 17	LA TECH	9.0	12	6	6	2	9	0	1	0	2	0	0	0	0	3-6	16-18	9	6.49
*Apr 18	LA TECH	9.0	10	5	5	3	5	2	0	2	1	0	1	2	0	6-5	17-18	9	6.45
*Apr 19	LA TECH	9.0	10	4	4	3	4	0	1	1	0	0	1	1	0	3-4	17-19	9	6.38
Apr 21	at West Georgia	9.0	8	2	1	4	7	0	0	1	1	0	1	2	0	3-2	18-19	10	6.22
*Apr 24	at WKU	8.0	14	9	9	7	12	2	1	1	4	0	2	1	0	8-9	18-20	10	6.32
*Apr 25	at WKU	8.0	14	8	7	7	12	1	0	0	0	0	0	0	0	6-8	18-21	10	6.36
*Apr 26	at WKU	9.0	10	6	5	3	6	1	0	4	0	0	1	2	0	9-6	19-21	10	6.32
Totals		340.1	393	271	239	191	317	62	7	57	32	3	53	40	4	230-271	19-21	10	6.32



2026 Kennesaw State Baseball
 Miscellaneous Stats for Kennesaw State (as of Apr 27, 2026)
 (All games)



Multiple Hit Games	2	3	4	5+	Total
Cooper Williams	15	3	1	-	19
Jackson Chirello	11	4	-	-	15
Trenton Lyons	6	3	1	-	10
Grayson McCollum	6	1	1	-	8
Wesley Alig	7	-	-	-	7
Chris Cole	3	3	-	-	6
James McGee	4	1	-	-	5
Shamaar McDuffie	2	3	-	-	5
Josh Gibbs	2	1	1	-	4
Aaron Posey	3	1	-	-	4
Evan Holstein	1	-	-	-	1
Charlie Jones	-	1	-	-	1
Jackson Bradfield	1	-	-	-	1
TEAM	61	21	4	0	86

Multiple RBI Games	2	3	4	5+	Total
James McGee	6	3	-	-	9
Cooper Williams	5	2	1	-	8
Wesley Alig	6	-	-	-	6
Jackson Chirello	4	-	2	-	6
Josh Gibbs	4	-	-	-	4
Charlie Jones	2	2	-	-	4
Aaron Posey	4	-	-	-	4
Trenton Lyons	2	1	-	-	3
Chris Cole	3	-	-	-	3
Grayson McCollum	-	1	-	1	2
Jackson Bradfield	1	-	-	-	1
Avery Wilson	1	-	-	-	1
Jamarie Brooks	-	1	-	-	1
TEAM	38	10	3	1	52

Hitting Streaks	Longest	Current
Aaron Posey	10	-
James McGee	8	2
Jackson Chirello	8	3
Trenton Lyons	6	5
Josh Gibbs	6	-
Wesley Alig	5	2
Chris Cole	5	2
Cooper Williams	5	4
Charlie Jones	4	-
Shamaar McDuffie	4	4
Grayson McCollum	4	2
Avery Wilson	3	-
Jackson Bradfield	2	-
Evan Holstein	2	-
Jamarie Brooks	1	-

Reached Base Streaks	Longest	Current
Chris Cole	25	25
James McGee	20	7
Jackson Chirello	16	4
Wesley Alig	13	11
Trenton Lyons	13	5
Aaron Posey	11	2
Cooper Williams	10	4
Shamaar McDuffie	9	4
Josh Gibbs	8	-
Grayson McCollum	8	2
Avery Wilson	8	-
Charlie Jones	6	-
Evan Holstein	2	-
Jackson Bradfield	2	-
Kaden Brown	1	-
Jamarie Brooks	1	1



2026 Kennesaw State Baseball
 Miscellaneous Stats for Kennesaw State (as of Apr 27, 2026)
 (All games)



Starting Lineup By Position
 (Team W-L record when starter)

PITCHER:		
Cooper McMullen	11	(4-7)
Nolan Sliver	9	(6-3)
Cole Royer	5	(3-2)
Ty Bayer	4	(1-3)
Jayden Summerville	3	(1-2)
Logan Brock	3	(1-2)
Harry Cain	3	(2-1)
Nate Helman	2	(1-1)
CATCHER:		
James McGee	24	(9-15)
Aaron Posey	14	(8-6)
Evan Holstein	2	(2-0)
FIRST BASE:		
Jackson Chirello	24	(11-13)
Charlie Jones	16	(8-8)
SECOND BASE:		
Wesley Alig	23	(11-12)
Josh Gibbs	15	(8-7)
Shamaar McDuffie	1	(0-1)
Cooper Williams	1	(0-1)
THIRD BASE:		
Grayson McCollum	26	(13-13)
Cooper Williams	14	(6-8)
SHORTSTOP:		
Shamaar McDuffie	33	(16-17)
Grayson McCollum	6	(2-4)
Cooper Williams	1	(1-0)
LEFT FIELD:		
Cooper Williams	20	(10-10)
Chris Cole	9	(3-6)
Wesley Alig	8	(4-4)
Jamarie Brooks	2	(1-1)
Jackson Bradfield	1	(1-0)
CENTER FIELD:		
Chris Cole	17	(8-9)
Trenton Lyons	14	(7-7)
Avery Wilson	9	(4-5)
RIGHT FIELD:		
Trenton Lyons	25	(11-14)
Jackson Chirello	13	(6-7)
Cooper Williams	2	(2-0)
DESIGNATED HITTER:		
James McGee	10	(6-4)
Jackson Bradfield	8	(5-3)
Aaron Posey	7	(4-3)
Charlie Jones	5	(0-5)
Josh Gibbs	2	(1-1)
Evan Holstein	2	(0-2)
Trenton Lyons	1	(1-0)
Jackson Chirello	1	(1-0)
Cooper Williams	1	(0-1)
Jamarie Brooks	1	(0-1)
Wesley Alig	1	(0-1)
Kaden Brown	1	(1-0)

Starting Lineup By Lineup Spot
 (Team W-L record when starter)

LEADOFF:		
Trenton Lyons	16	(9-7)
Cooper Williams	15	(6-9)
Chris Cole	7	(3-4)
Grayson McCollum	1	(0-1)
Avery Wilson	1	(1-0)
2ND SPOT:		
Cooper Williams	10	(6-4)
Trenton Lyons	10	(3-7)
Chris Cole	8	(4-4)
James McGee	5	(2-3)
Grayson McCollum	4	(2-2)
Avery Wilson	3	(2-1)
3RD SPOT:		
James McGee	16	(8-8)
Trenton Lyons	8	(5-3)
Cooper Williams	7	(2-5)
Grayson McCollum	6	(3-3)
Jackson Chirello	3	(1-2)
CLEANUP:		
Jackson Chirello	22	(12-10)
James McGee	6	(2-4)
Charlie Jones	4	(2-2)
Trenton Lyons	4	(1-3)
Cooper Williams	2	(1-1)
Grayson McCollum	1	(0-1)
Evan Holstein	1	(1-0)
5TH SPOT:		
Wesley Alig	17	(8-9)
Aaron Posey	5	(3-2)
Jackson Chirello	5	(1-4)
Cooper Williams	3	(2-1)
Josh Gibbs	3	(1-2)
Evan Holstein	2	(1-1)
Grayson McCollum	2	(2-0)
Charlie Jones	2	(1-1)
James McGee	1	(0-1)
6TH SPOT:		
Wesley Alig	12	(6-6)
Chris Cole	9	(4-5)
Charlie Jones	4	(2-2)
Grayson McCollum	4	(2-2)
Jackson Chirello	2	(1-1)
Trenton Lyons	2	(1-1)
Josh Gibbs	2	(1-1)
James McGee	1	(0-1)
Jamarie Brooks	1	(1-0)
Cooper Williams	1	(1-0)
Aaron Posey	1	(0-1)
Jackson Bradfield	1	(0-1)
7TH SPOT:		
Charlie Jones	10	(3-7)
Aaron Posey	7	(5-2)
Grayson McCollum	6	(2-4)
James McGee	4	(2-2)
Jackson Chirello	3	(2-1)
Wesley Alig	3	(1-2)
Jackson Bradfield	3	(2-1)
Josh Gibbs	2	(1-1)
Chris Cole	1	(0-1)
Cooper Williams	1	(1-0)
8TH SPOT:		
Josh Gibbs	10	(6-4)
Grayson McCollum	7	(2-4)



2026 Kennesaw State Baseball
 Miscellaneous Stats for Kennesaw State (as of Apr 27, 2026)
 (All games)

STARTERS SUMMARY

Player	GS	Position											Batting Order								
		p	c	1b	2b	3b	ss	lf	cf	rf	of	dh	1st	2nd	3rd	4th	5th	6th	7th	8th	9th
Trenton Lyons	40	14	25	.	1	16	10	8	4	.	2	.	.	.
Cooper Williams	39	.	.	.	1	14	1	20	.	2	.	1	15	10	7	2	3	1	1	.	.
Jackson Chirello	38	.	.	24	13	.	1	.	.	3	22	5	2	3	3	.
James McGee	34	.	24	10	.	5	16	6	1	1	4	1	.
Shamaar McDuffie	34	.	.	.	1	.	33	34
Grayson McCollum	32	26	6	1	4	6	1	2	4	6	7	1
Wesley Alig	32	.	.	.	23	.	.	8	.	.	.	1	17	12	3	.	.
Chris Cole	26	9	17	.	.	.	7	8	.	.	.	9	1	1	.
Aaron Posey	21	.	14	7	5	1	7	4	4
Charlie Jones	21	.	.	16	5	.	.	.	4	2	4	10	1	.
Josh Gibbs	17	.	.	.	15	2	3	2	2	10	.
Cooper McMullen	11	11
Jackson Bradfield	9	1	.	.	.	8	1	3	5	.
Avery Wilson	9	9	.	.	.	1	3	4	1
Nolan Sliver	9	9
Cole Royer	5	5
Ty Bayer	4	4
Evan Holstein	4	.	2	2	.	.	.	1	2	.	.	1	.
Logan Brock	3	3
Jamarie Brooks	3	2	.	.	.	1	1	.	2	.
Jayden Summervil	3	3
Harry Cain	3	3
Nate Helman	2	2
Kaden Brown	1	1	1



**2026 Kennesaw State Baseball
Batting Analysis for Kennesaw State (as of Apr 27, 2026)
(All games Sorted by Player Name)**



Player	vs left			vs right			w/runners			w/bases empty			w/bases loaded			as leadoff			fly out	gnd out	fly/gnd
	h	ab	avg	h	ab	avg	h	ab	avg	h	ab	avg	h	ab	avg	rch	ops	pct			
Wesley Alig	4	25	.160	26	87	.299	10	44	.227	20	68	.294	1	2	.500	15	37	.405	35	22	1.6
Jackson Bradfield	1	11	.091	5	25	.200	4	17	.235	2	19	.105	0	0	---	1	6	.167	6	5	1.2
Jamarie Brooks	0	1	.000	1	11	.091	1	4	.250	0	8	.000	0	0	---	1	3	.333	2	5	0.4
Kaden Brown	0	0	---	0	4	.000	0	3	.000	0	1	.000	0	0	---	1	1	1.000	1	1	1.0
Jackson Chirello	6	29	.207	40	117	.342	30	87	.345	16	59	.271	0	3	.000	13	35	.371	29	20	1.5
Chris Cole	8	23	.348	19	73	.260	17	47	.362	10	49	.204	2	3	.667	10	32	.313	15	28	0.5
Josh Gibbs	6	18	.333	16	58	.276	13	43	.302	9	33	.273	1	2	.500	7	17	.412	15	13	1.2
Evan Holstein	0	1	.000	4	13	.308	4	9	.444	0	5	.000	0	0	---	0	4	.000	2	3	0.7
Charlie Jones	4	16	.250	14	63	.222	13	44	.295	5	35	.143	2	5	.400	4	20	.200	18	13	1.4
Trenton Lyons	10	40	.250	31	119	.261	16	66	.242	25	93	.269	1	4	.250	21	46	.457	42	33	1.3
Grayson McCollum	6	21	.286	26	91	.286	20	55	.364	12	57	.211	4	7	.571	10	18	.556	25	30	0.8
Shamaar McDuffie	5	20	.250	20	86	.233	13	50	.260	12	56	.214	0	2	.000	10	29	.345	39	28	1.4
James McGee	8	24	.333	24	91	.264	10	60	.167	22	55	.400	0	7	.000	16	25	.640	30	33	0.9
Aaron Posey	1	11	.091	18	66	.273	5	31	.161	14	46	.304	0	3	.000	9	22	.409	3	17	0.2
Cooper Williams	11	36	.306	41	122	.336	26	76	.342	26	82	.317	0	3	.000	17	43	.395	36	32	1.1
Avery Wilson	1	5	.200	3	28	.107	2	18	.111	2	15	.133	0	1	.000	4	8	.500	8	11	0.7
Totals	71	281	.253	288	1054	.273	184	654	.281	175	681	.257	11	42	.262	139	346	.402	306	294	1.0
Opponents	65	231	.281	328	1115	.294	202	691	.292	191	655	.292	18	55	.327	140	344	.407	346	292	1.2

Player	pinch hitting			w/runners in scoring pos			w/runner on 3rd and LT 2 out			with 2 outs			success adv runners			2- rnrns		rch	rch	kl	
	h	ab	avg	h	ab	avg	rbi	ops	pct	h	ab	avg	adv	ops	pct	rbi	w/out				
Wesley Alig	0	1	.000	8	31	.258	9	14	.643	7	34	.206	25	55	.455	6	6	20	3	4	5
Jackson Bradfield	0	1	.000	1	11	.091	1	3	.333	2	14	.143	4	17	.235	2	0	9	0	0	4
Jamarie Brooks	0	1	.000	1	3	.333	0	0	---	1	1	1.000	4	4	1.000	3	3	0	1	1	1
Kaden Brown	0	1	.000	0	3	.000	0	0	---	0	3	.000	0	3	.000	0	0	3	0	0	1
Jackson Chirello	0	1	.000	14	42	.333	7	10	.700	14	51	.275	45	93	.484	13	8	33	4	3	9
Chris Cole	0	1	.000	11	31	.355	2	2	1.000	8	29	.276	30	56	.536	5	6	22	1	4	11
Josh Gibbs	1	4	.250	9	26	.346	2	6	.333	6	27	.222	21	46	.457	4	3	19	1	2	6
Evan Holstein	0	0	---	2	5	.400	1	2	.500	0	1	.000	4	9	.444	0	0	2	0	1	1
Charlie Jones	1	3	.333	11	29	.379	4	5	.800	6	26	.231	25	51	.490	5	5	26	1	4	9
Trenton Lyons	0	0	---	7	46	.152	4	7	.571	7	45	.156	35	77	.455	6	8	39	1	2	14
Grayson McCollum	0	0	---	17	42	.405	9	12	.750	8	41	.195	30	59	.508	7	13	23	3	3	5
Shamaar McDuffie	0	0	---	6	34	.176	4	8	.500	8	32	.250	28	57	.491	3	6	27	2	6	5
James McGee	1	1	1.000	6	40	.150	11	14	.786	11	37	.297	34	74	.459	9	9	26	1	5	7
Aaron Posey	0	1	.000	4	20	.200	2	4	.500	4	17	.235	20	38	.526	7	8	14	2	1	15
Cooper Williams	1	1	1.000	16	50	.320	8	10	.800	14	56	.250	43	84	.512	10	10	33	1	4	7
Avery Wilson	0	2	.000	1	8	.125	2	3	.667	0	10	.000	7	21	.333	0	2	9	0	1	2
Totals	4	18	.222	114	421	.271	66	100	.660	96	424	.226	355	744	.477	80	87	315	21	41	102
Opponents	11	33	.333	121	421	.287	58	99	.586	120	426	.282	389	806	.483	92	94	327	21	37	90

Success Advancing Runners = percentage of times the batter advanced at least one runner during a plate appearance
 #Rnrns Adv w/Out = TOTAL number of runners advanced when the player made an out




2026 Kennesaw State Baseball
Pitching Analysis for Kennesaw State (as of Apr 27, 2026)
(All games Sorted by Player Name)

Player	vs left			vs right			w/runners			w/bases empty			vs leadoff			with 2 outs			fly out	gnd out	fly/ gnd	pct
	h	ab	avg	h	ab	avg	h	ab	avg	h	ab	avg	rch	ops	pct	h	ab	avg				
Ty Bayer	24	58	.414	33	96	.344	32	89	.360	25	65	.385	17	39	.436	20	47	.426	32	43	0.7	9
Nolan Bethel	4	6	.667	3	7	.429	4	7	.571	3	6	.500	3	4	.750	0	1	.000	4	2	2.0	1
Logan Brock	12	26	.462	13	39	.333	16	38	.421	9	27	.333	6	13	.462	10	22	.455	21	9	2.3	0
Harry Cain	12	52	.231	20	90	.222	15	56	.268	17	86	.198	8	34	.235	13	52	.250	48	22	2.2	0
JT Gibson	1	10	.100	5	16	.313	3	17	.176	3	9	.333	2	6	.333	3	12	.250	9	2	4.5	0
Ryan Gold	10	25	.400	14	53	.264	13	46	.283	11	32	.344	8	20	.400	10	30	.333	18	15	1.2	1
Davis Harper	9	17	.529	9	30	.300	12	31	.387	6	16	.375	6	10	.600	8	18	.444	11	11	1.0	0
Nate Helman	6	41	.146	18	55	.327	8	48	.167	16	48	.333	10	25	.400	7	30	.233	27	11	2.5	1
Peter Jezerinac	6	23	.261	7	21	.333	12	21	.571	1	23	.043	0	8	.000	8	18	.444	10	10	1.0	1
Nolan McKinstry	1	2	.500	2	6	.333	1	6	.167	2	2	1.000	1	1	1.000	0	2	.000	2	1	2.0	0
Cooper McMullen	28	79	.354	25	101	.248	25	82	.305	28	98	.286	22	51	.431	13	51	.255	42	58	0.7	8
Daniel Powell	11	60	.183	18	79	.228	13	70	.186	16	69	.232	13	35	.371	6	44	.136	45	25	1.8	5
Ryan Renfroe	2	17	.118	4	32	.125	4	27	.148	2	22	.091	4	13	.308	4	17	.235	11	14	0.8	2
Cole Royer	6	19	.316	6	24	.250	7	21	.333	5	22	.227	9	16	.563	5	15	.333	17	5	3.4	0
Nolan Sliver	22	76	.289	40	103	.388	28	93	.301	34	86	.395	20	45	.444	8	42	.190	36	41	0.9	7
Jayden Summerville	6	29	.207	16	54	.296	9	39	.231	13	44	.295	11	24	.458	5	25	.200	13	23	0.6	0
Totals	160	540	.296	233	806	.289	202	691	.292	191	655	.292	140	344	.407	120	426	.282	346	292	1.2	35
Opponents	156	542	.288	203	793	.256	184	654	.281	175	681	.257	139	346	.402	96	424	.226	306	294	1.0	18

Player	ap	gs	ip/app	*h/g	*r/g	*er/g	*bb/g	*so/g	k/bb	*2b/g	*3b/g	*hr/g	*fo/g	*go/g	*bf/g	sba	att	pct
Ty Bayer	14	4	2.64	13.86	9.49	8.51	4.14	5.59	1.4	2.43	0.49	1.95	7.78	10.46	44.27	1	3	.333
Nolan Bethel	3	0	0.78	27.00	30.86	30.86	7.71	0.00	0.0	7.71	0.00	11.57	15.43	7.71	61.71	1	1	1.000
Logan Brock	8	3	1.79	15.70	11.93	9.42	6.28	6.91	1.1	1.88	0.00	3.14	13.19	5.65	50.86	1	3	.333
Harry Cain	16	3	2.27	7.93	5.70	5.20	2.97	9.41	3.2	1.73	0.25	2.23	11.89	5.45	38.89	3	3	1.000
JT Gibson	8	0	0.92	7.36	2.45	1.23	6.14	11.05	1.8	2.45	0.00	0.00	11.05	2.45	39.27	0	1	.000
Ryan Gold	10	0	2.00	10.80	7.20	5.40	4.50	10.35	2.3	0.45	0.00	1.35	8.10	6.75	44.10	4	5	.800
Davis Harper	7	0	1.52	15.19	17.72	15.19	9.28	5.91	0.6	4.22	0.00	2.53	9.28	9.28	51.47	5	8	.625
Nate Helman	13	2	1.87	8.88	5.18	4.81	4.81	12.58	2.6	0.37	0.00	1.11	9.99	4.07	41.42	2	2	1.000
Peter Jezerinac	12	0	0.92	10.64	10.64	10.64	4.91	9.00	1.8	0.82	0.00	2.45	8.18	8.18	45.00	0	0	---
Nolan McKinstry	2	0	1.00	13.50	13.50	13.50	13.50	9.00	0.7	4.50	0.00	4.50	9.00	4.50	49.50	0	1	.000
Cooper McMullen	11	11	4.06	10.68	6.25	5.64	4.63	5.04	1.1	1.81	0.20	1.21	8.46	11.69	41.71	3	3	1.000
Daniel Powell	19	0	2.21	6.21	3.21	2.79	4.50	10.07	2.2	1.07	0.00	0.64	9.64	5.36	36.43	5	6	.833
Ryan Renfroe	15	0	0.98	3.68	4.30	2.45	9.20	9.20	1.0	0.61	0.00	0.00	6.75	8.59	41.11	0	0	---
Cole Royer	9	5	1.22	9.82	11.45	11.45	10.64	9.00	0.8	1.64	0.00	1.64	13.91	4.09	53.18	4	4	1.000
Nolan Sliver	12	9	3.50	13.29	5.79	5.57	3.64	8.14	2.2	1.93	0.00	1.29	7.71	8.79	43.50	1	1	1.000
Jayden Summerville	14	3	1.48	9.58	8.27	6.53	5.66	10.02	1.8	1.31	1.31	0.87	5.66	10.02	44.42	0	1	.000
Totals	40	40	8.51	10.39	7.17	6.32	5.05	8.38	1.7	1.64	0.19	1.51	9.15	7.72	42.81	30	42	.714
Opponents	40	40	8.55	9.45	6.05	5.42	4.58	9.95	2.2	2.00	0.21	1.00	8.05	7.74	41.34	49	63	.778

* = average based on 9-inning game

TV/RADIO IDENTIFICATION ROSTER



JAMARIE BROOKS
OF R-R • 6-2 • 184 • SR.
RIVERDALE, GA.
MUNDY'S MILL




GRAYSON McCOLLUM
INF R-R • 6-0 • 205 • FR.
PEACHTREE CORNERS, GA.
WESLEYAN



AVERY WILSON
OF R-R • 5-11 • 180 • FR.
POWDER SPRINGS, GA.
HILLGROVE



SHAMAAR McDUFFIE
INF R-R • 5-11 • 152 • JR.
HAMPTON, GA.
GEORGIA PREMIER ACADEMY



JACKSON BRADFORD
OF R-R • 5-11 • 211 • SO.
CANTON, GA.
CHEROKEE



CHRIS COLE
OF L-R • 6-2 • 179 • GR.
DALLAS, GA.
NORTH PAULDING



JOSH GIBBS
INF R-R • 6-0 • 170 • FR.
CUMMING, GA.
FORSYTH CENTRAL



JIN KASUYA
INF R-R • 5-10 • 178 • FR.
BUFORD, GA.
SECKINGER



WESLEY ALIG
INF/OF R-R • 5-9 • 191 • SO.
OAK RIDGE, TENN.
CHRISTIAN ACADEMY OF KNOXVILLE



TREITON LYONS
OF S-R • 6-3 • 192 • JR.
MEMPHIS, TENN.
NC STATE/OLE MISS/CHRISTIAN BROTHERS



NATE HELMAN
RHP R-R • 6-4 • 200 • R-JR.
DANA POINT, CALIF.
SADDLEBACK COLLEGE/DANA HILLS



JAMES MCGEE
C R-R • 6-0 • 204 • SO.
MOONOUGH, GA.
OLA




NOLAN SILVER
RHP R-R • 6-3 • 163 • SR.
MCDONOUGH, GA.
OLA



COOPER McMULLEN
RHP R-R • 6-3 • 197 • SO.
BONAIRE, GA.
GEORGIA TECH/TATNALL SQUARE ACADEMY



RYAN GOLD
LHP R-L • 6-4 • 207 • JR.
SMYRNA, GA.
CAMPBELL




LOGAN BROCK
RHP R-R • 6-2 • 185 • SO.
MARIETTA, GA.
BELMONT/LASSITER




THORPE MUSCI
RHP R-R • 6-0 • 207 • SO.
LILBURN, GA.
GEORGIA TECH/PARKVIEW



DANIEL POWELL
RHP R-R • 6-3 • 195 • JR.
ROSWELL, GA.
FELLOWSHIP CHRISTIAN



KADEN BROWN
INF R-R • 6-2 • 241 • R-SO.
FAYETTEVILLE, GA.
SANDY CREEK



EVAN HOLSTEIN
C/INF R-R • 6-2 • 215 • SO.
CANTON, GA.
CHEROKEE



COOPER WILLIAMS
INF/OF L-R • 5-10 • 181 • JR.
WOODSTOCK, GA.
NORTH COBB CHRISTIAN



TY BAYER
RHP/UTL S-R • 6-4 • 189 • SO.
CUMMING, GA.
SOUTH FORSYTH




JACKSON CHIRELLO
OF L-R • 6-6 • 200 • SR.
WOODSTOCK, GA.
ETOWAH



ETHAN OSADA
RHP R-R • 6-7 • 228 • SO.
WOODSTOCK, GA.
RIVER RIDGE



CHARLIE JONES
INF/OF R-R • 6-3 • 239 • SR.
CUMMING, GA.
GEORGIA/AIR FORCE/KING'S RIDGE CHRISTIAN



AARON POSEY
C R-R • 6-1 • 208 • SR.
WEXFORD, PA.
NORTH ALLEGHENY



JT GIBSON
LHP R-L • 6-4 • 216 • R-JR.
MCLEAN, VA.
VIRGINIA TECH/ST. JOHN'S COLLEGE HS




COLE ROYER
RHP R-L • 6-6 • 184 • SO.
WAYNESVILLE, GA.
GEORGIA TECH/PIERCE COUNTY



HUNTER STONECIPHER
C L-R • 6-0 • 195 • FR.
BOGART, GA.
EAST COBB



DAVIS HARPER
RHP R-R • 6-1 • 197 • FR.
DUNWOODY, GA.
HOLY INNOCENTS EPISCOPAL



NOLAN BETHEL
RHP R-R • 6-3 • 210 • FR.
LOUDON, TENN.
LOUDON




NOLAN MCKINSTRY
RHP R-R • 6-1 • 148 • SO.
HIRAM, GA.
SOUTH PAULDING



SAM SUMMERLIN
INF/OF/C L-R • 6-0 • 184 • FR.
CAMILLA, GA.
WESTWOOD




AVERY SHIFLET
LHP L-L • 6-4 • 220 • FR.
CARTERSVILLE, GA.
CARTERSVILLE



HARRY CAIN
RHP L-L • 6-6 • 226 • R-SR.
ATLANTA, GA.
ST. FRANCIS



RYAN RENFRO
RHP R-R • 6-3 • 199 • JR.
THOMASVILLE, GA.
THOMASVILLE



PETER JEZERINAC
LHP L-L • 6-2 • 179 • SO.
KENNESAW, GA.
KENNESAW MOUNTAIN



JAYDEN SUMMERVILLE
LHP L-L • 6-4 • 203 • FR.
ORLANDO, FLA.
LAKE HIGHLAND PREP

2026 ROSTER

PITCHERS

NO.	NAME	POS.	B-T	HT.	WT.	CL.	HOMETOWN (PREVIOUS SCHOOLS)
12	Nate Helman	RHP	R-R	6-4	200	R-Jr.	Dana Point, Calif. (Saddleback College/Dana Hills)
14	Nolan Sliver	RHP	R-R	6-3	163	Sr.	McDonough, Ga. (Ola)
15	Cooper McMullen	RHP	R-R	6-3	197	So.	Bonaire, Ga. (Georgia Tech/Tattnall Square Academy)
16	Ryan Gold	LHP	R-L	6-4	207	Jr.	Smyrna, Ga. (Georgia/Campbell)
17	Logan Brock	RHP	R-R	6-2	185	So.	Marietta, Ga. (Belmont/Lassiter)
18	Thorpe Musci	RHP	R-R	6-0	207	So.	Lilburn, Ga. (Georgia Tech/Parkview)
19	Daniel Powell	RHP	R-R	6-3	195	Jr.	Roswell, Ga. (Fellowship Christian)
23	Ty Bayer	RHP/UTL	S-R	6-4	189	So.	Cumming, Ga. (South Forsyth)
26	Ethan Osada	RHP	R-R	6-7	228	So.	Woodstock, Ga. (River Ridge)
29	JT Gibson	LHP	R-L	6-4	216	R-Jr.	McLean, Va. (Virginia Tech/St. John's College HS)
30	Cole Royer	RHP	R-R	6-6	184	So.	Waynesville, Ga. (Georgia Tech/Pirece County)
33	Davis Harper	RHP	R-R	6-1	197	Fr.	Dunwoody, Ga. (Holy Innocents' Episcopal)
34	Nolan Bethel	RHP	R-R	6-3	210	Fr.	Loudon, Tenn. (Loudon)
35	Nolan McKinstry	RHP	R-R	6-1	185	So.	Hiram, Ga. (South Paulding)
38	Avery Shifflet	LHP	L-L	6-4	220	Fr.	Cartersville, Ga. (Cartersville)
39	Harry Cain	RHP	R-R	6-6	226	R-Sr.	Atlanta, Ga. (St. Francis)
40	Ryan Renfro	RHP	R-R	6-3	199	Jr.	Thomasville, Ga. (Thomasville)
41	Peter Jezerinac	LHP	L-L	6-2	179	So.	Kennesaw, Ga. (Kennesaw Mountain)
42	Jayden Summerville	LHP	L-L	6-4	203	Fr.	Orlando, Fla. (Lake Highland Prep)

CATCHERS

NO.	NAME	POS.	B-T	HT.	WT.	CL.	HOMETOWN (PREVIOUS SCHOOLS)
13	James McGee	C/INF	R-R	6-0	204	So.	McDonough, Ga. (Ola)
21	Evan Holstein	C/INF	R-R	6-2	215	So.	Canton, Ga. (Cherokee)
28	Aaron Posey	C	R-R	6-1	208	Sr.	Wexford, Pa. (North Allegheny)
32	Hunter Stonecipher	C	L-R	6-0	195	Fr.	Bogart, Ga. (East Cobb)

INFIELDERS

NO.	NAME	POS.	B-T	HT.	WT.	CL.	HOMETOWN (PREVIOUS SCHOOLS)
3	Grayson McCollum	INF	R-R	6-0	205	Fr.	Peachtree Corners, Ga. (Wesleyan)
5	Shamaar McDuffie	INF	R-R	5-11	163	Jr.	Hampton, Ga. (Georgia Premier Academy)
8	Josh Gibbs	INF	R-R	6-0	170	Fr.	Cumming, Ga. (Forsyth Central)
9	Jin Kasuya	INF	R-R	5-10	178	Fr.	Buford, Ga. (Seckinger)
10	Wesley Alig	INF/OF	R-R	5-9	191	So.	Oak Ridge, Tenn. (Christian Academy of Knoxville)
20	Kaden Brown	INF	R-R	6-2	241	R-So.	Fayetteville, Ga. (Sandy Creek)
27	Charlie Jones	INF/OF	R-R	6-3	239	Sr.	Cumming, Ga. (Georgia/Air Force/King's Ridge Christian)
37	Sam Summerlin	INF/OF/C	L-R	6-0	184	Fr.	Camilla, Ga. (Westwood)

OUTFIELDERS

NO.	NAME	POS.	B-T	HT.	WT.	CL.	HOMETOWN (PREVIOUS SCHOOLS)
2	Jamarie Brooks	OF	R-R	6-2	184	Sr.	Riverdale, Ga. (Mundy's Mill)
4	Avery Wilson	OF	R-R	5-11	180	Fr.	Powder Springs, Ga. (Hillgrove)
6	Jackson Bradfield	OF	R-R	5-11	211	So.	Canton, Ga. (Cherokee)
7	Chris Cole	OF	L-R	6-2	179	Gr.	Dallas, Ga. (South Georgia State CC/North Paulding)
11	Trenton Lyons	OF	S-R	6-3	192	Jr.	Memphis, Tenn. (NC State/Ole Miss/Christian Brothers)
22	Cooper Williams	OF	L-R	5-10	181	Jr.	Woodstock, Ga. (North Cobb Christian)
24	Jackson Chirello	OF	L-R	6-6	200	Sr.	Woodstock, Ga. (Etowah)

COACHES AND STAFF

Ryan Coe	Head Coach/Fifth Year
Matthieu Passauer	Assistant Coach/Pitching Coach/Fifth Year
Brad Tyler	Assistant Coach/Hitting Coach/Fourth Year
Dax Norris	Assistant Coach/First Year
Terence Norman	Director of Baseball Operations/Fourth Year
Andy Turner	Athletic Trainer
Wade Richardson	Director of Player Development
Nate Anderson	Director of Offensive Development
Jackson Abernathy	Director of Analytics
Luke Treadway	Speed, Strength and Conditioning Coach
Thomas Bourne	Scouting/Video Coordinator
Oliver Courdin	Field Coordinator
Luke Crisp	Bullpen Catcher

NUMERICAL

2	Jamarie Brooks, OF
3	Grayson McCollum, INF
4	Avery Wilson, OF
5	Shamaar McDuffie, INF
6	Jackson Bradfield, OF
7	Chris Cole, OF
8	Josh Gibbs, INF
9	Jin Kasuya, INF
10	Wesley Alig, INF/OF
11	Trenton Lyons, OF
12	Nate Helman, RHP
13	James McGee, C
14	Nolan Sliver, RHP
15	Cooper McMullen, RHP
16	Ryan Gold, LHP
17	Logan Brock, RHP
18	Thorpe Musci, RHP
19	Daniel Powell, RHP
20	Kaden Brown, INF
21	Evan Holstein, C/INF
22	Cooper Williams, OF
23	Ty Bayer, RHP/UTL
24	Jackson Chirello, OF
26	Ethan Osada, RHP
27	Charlie Jones, INF
28	Aaron Posey, C
29	J.T. Gibson, LHP
30	Cole Royer, RHP
32	Hunter Stonecipher, C
33	Davis Harper, RHP
34	Nolan Bethel, RHP
35	Nolan McKinstry, RHP
37	Sam Summerlin, INF/OF/C
38	Avery Shifflet, LHP
39	Harry Cain, RHP
40	Ryan Renfro, RHP
41	Peter Jezerinac, LHP
42	Jayden Summerville, LHP

PRONUNCIATION GUIDE

Wesley ALIG	Al-ig
Jackson CHIRELLO	Sher-el-oh
Peter JEZERINAC	Jez-er-nac
Jin KASUYA	Kuh-su-yah
SHAMAAR McDuffie	Shuh-Mar
Thorpe MUSCI	Mu-see
Ethan OSADA	o-SAY-duh
Matthew PASSAUER	PASS-sewer
Nolan SLIVER	Slih-ver (NOT Silver)

STATE/COUNTRY BREAKDOWN

Georgia	32
Tennessee	3
California	1
Florida	1
Pennsylvania	1
Virginia	1