GEORGIA TECH®

GOLF

2025-26 RECORD BOOK

2024-25 STATISTICS AND RESULTS

Player	Rounds	Strokes	Low Tour. 54-holes	Low Round	Par/- Rounds	# Evnts	Finish Top 1	5	10	W-L	W-L%	Rel. To Par	Average	CAREER Rounds	Strokes	LowRnd	W-L	W-L%	Average
Benjamin Reuter	37	2666	202	64	20	13	-	2	3	646-427	.602	+1	72.05	81	5842	64	.607	+1	72.12
Albert Hansson	37	2672	206	66	17	13	-	1	1	604-469	.563	+1	72.22	37	2672	66	.563	+1	72.22
Hiroshi Tai	38	2748	207	66	18	13	-	-	2	661-412	.616	+1	72.32	107	7655	65	.682	E	71.54
Kale Fontenot	34	2469	208	66	12	12	-	1	1	518-464	.527	+1	72.62	68	4948	65	.532	+1	72.76
Carson Kim	37	2696	210	67	12	12	-	-	1	553-501	.525	+2	72.86	71	5192	67	.494	+2	73.13
Aidan Tran	22	1619	214	68	6	8	-	-	-	257-309	.454	+2	73.59	61	4478	65	.452	+2	73.41
Brady Rackley	6	451	221	72	1	2	-	-	-	32-133	.194	+4	75.17	9	672	71	.230	+3	74.67
D. RingvallBengtsson	9	680	216	70	2	3	-	-	-	58-214	.213	+4	75.56	9	680	70	.213	+4	75.56
FOUR-PLAYER TEAM	**37**	**10591**	**824**	**272**	**88**	**14**	**-**	**4**	**8**	**100-83**	**.546**	**+1**	**286.24**						

Tournament	Dates	Rounds	Place	Teams	Players	+/-	Score	W-L
Visit Knoxville Collegiate	9/6-8/2024	3	8	16	92	+5	845	8-7
OFCC/Fighting Illini Invitational	9/20-22/2024	3	1	15	78	-12	828	14-0
Ben Hogan Collegiate Invitational	9/30-10/1/2024	3	8	15	75	+23	863	7-7
Golf Club of Georgia Collegiate Inv.	10/18-20/2024	3	7	14	75	-2	862	7-6
East Lake Cup - Stroke Play	10/28/2024	1	1	4	20	-8	280	3-0
East Lake Cup - Match Play	10/29-30/2024	def. Ohio State, 4-0; lost to Auburn, 2-3						
Thomas Sharkey Individual Collegiate	2/1-2/2025	no team score						
Amer Ari Intercollegiate	2/6-8/2025	3	10	20	123	-40	824	10-9
Watersound Invitational	2/17-19/2025	3	4	12	77	-12	852	8-3
Southern Highlands Collegiate	3/2-4/2025	3	13	15	84	+32	896	2-12
Pauma Valley Invitational	3/17-19/2025	3	9	15	84	+10	862	6-8
The Ford Collegiate	4/14-15/2025	3	7	12	72	+17	857	5-6
Atlantic Coast Conference Championship - Stroke Play	4/24-26/2025	3	8	15	75	+3	867	7-7
Atlantic Coast Conference Championship - Match Play	4/27/2025	lost to Virginia, 0-3						
NCAA Auburn Regional	5/12-14/2025	3	5	13	75	+10	874	8-4
NCAA Men's DI Championship	5/23-27/2025	4	15	30	156	+17	881	15-14

Team low rounds

1.	-15	Amer Ari Intercollegiate, 2/6-8/2025 (2nd round)
	-15	Amer Ari Intercollegiate, 2/6-8/2025 (3rd round)
3.	-13	Watersound Invitational, 2/17-19/2025 (3rd round)
4.	-10	Golf Club of Georgia Collegiate Inv., 10/18-20/2024 (3rd round)
	-10	Amer Ari Intercollegiate, 2/6-8/2025 (1st round)
6.	-8	OFCC/Fighting Illini Invitational, 9/20-22/2024 (3rd round)
	-8	East Lake Cup - Stroke Play, 10/28/2024 (1st round)
8.	-4	NCAA Auburn Regional, 5/12-14/2025 (1st round)
9.	-3	OFCC/Fighting Illini Invitational, 9/20-22/2024 (2nd round)
	-3	Atlantic Coast Conference Championship, 4/24-28/2025 (2nd round)

Player low rounds

1.	-6	Benjamin Reuter	OFCC/Fighting Illini Invitational, 9/20-22/2024 (1st round)
	-6	Albert Hansson	Amer Ari Intercollegiate, 2/6-8/2025 (1st round)
	-6	Hiroshi Tai	Amer Ari Intercollegiate, 2/6-8/2025 (2nd round)
	-6	Benjamin Reuter	Amer Ari Intercollegiate, 2/6-8/2025 (3rd round)
5.	-5	Kale Fontenot	Amer Ari Intercollegiate, 2/6-8/2025 (3rd round)
	-5	Carson Kim	Watersound Invitational, 2/17-19/2025 (3rd round)
7.	-4	Hiroshi Tai	Visit Knoxville Collegiate, 9/6-8/2024 (2nd round)
	-4	Kale Fontenot	OFCC/Fighting Illini Invitational, 9/20-22/2024 (3rd round)
	-4	Aidan Tran	Golf Club of Georgia Collegiate Inv., 10/18-20/2024 (3rd round)
	-4	Albert Hansson	East Lake Cup - Stroke Play, 10/28/2024 (1st round)
	-4	Benjamin Reuter	Amer Ari Intercollegiate, 2/6-8/2025 (2nd round)
	-4	Albert Hansson	Atlantic Coast Conference Championship, 4/24-28/2025 (3rd round)
13.	-3	Albert Hansson	Pauma Valley Invitational, 3/17-19/2025 (1st round)
	-3	Benjamin Reuter	Golf Club of Georgia Collegiate Inv., 10/18-20/2024 (2nd round)
	-3	Carson Kim	Golf Club of Georgia Collegiate Inv., 10/18-20/2024 (3rd round)
	-3	Hiroshi Tai	Golf Club of Georgia Collegiate Inv., 10/18-20/2024 (3rd round)
	-3	Kale Fontenot	East Lake Cup - Stroke Play, 10/28/2024 (1st round)
	-3	Benjamin Reuter	Amer Ari Intercollegiate, 2/6-8/2025 (1st round)
	-3	Carson Kim	Amer Ari Intercollegiate, 2/6-8/2025 (2nd round)
	-3	Benjamin Reuter	Watersound Invitational, 2/17-19/2025 (2nd round)
	-3	Benjamin Reuter	Watersound Invitational, 2/17-19/2025 (3rd round)
	-3	Kale Fontenot	Watersound Invitational, 2/17-19/2025 (3rd round)
	-3	Benjamin Reuter	Southern Highlands Collegiate, 3/2-4/2025 (3rd round)
	-3	Hiroshi Tai	NCAA Auburn Regional, 5/12-14/2025 (2nd round)
25.	-2	20 times	

2024-25 Match Play Record

Kale Fontenot	1-2
Albert Hansson	2-1
Carson Kim	*0-0
Benjamin Reuter	*1-1
Hiroshi Tai	*1-1
Aidan Tran	1-1

**1 match unfinished*

2024-25 STATISTICS AND RESULTS

FALL RESULTS

9/6-8/2024 -- Visit Knoxville Collegiate
Tennessee National Golf Club -- Loudon, Tenn.
Par 70, 7280 yards -- 16 teams, 92 players

Georgia Tech	**285**	**279**	**281**	**845**	**+5**	**8th**
Hiroshi Tai	71	66	71	208	-2	t-12th
Albert Hansson	71	69	69	209	-1	t-18th
Benjamin Reuter	74	70	71	215	+5	t-40th
Aidan Tran	69	77	70	216	+6	t-48th
Carson Kim	74	74	74	222	+12	t-66th
Brady Rackley#	80	76	74	230	+20	86th

9/20-22/2024 -- OFCC/Fighting Illini Invitational
Olympia Fields Country Club -- Olympia Fields, Ill.
Par 70, 7353 yards -- 15 teams, 78 players

Georgia Tech	**279**	**277**	**272**	**828**	**-12**	**1st**
Benjamin Reuter	64	70	68	202	-8	2nd
Hiroshi Tai	69	69	69	207	-3	t-6th
Kale Fontenot	74	73	66	213	+3	t-28th
Carson Kim	74	70	69	213	+3	t-28th
Albert Hansson	72	68	75	215	+5	t-37th

9/30-10/1/2024 -- Ben Hogan Collegiate Invitational
Colonial Country Club -- Fort Worth, Texas
Par 70, 7289 yards -- 15 teams, 75 players

Georgia Tech	**283**	**292**	**288**	**863**	**+23**	**t-8th**
Kale Fontenot	69	71	71	211	+1	t-11th
Benjamin Reuter	70	73	69	212	+2	t-14th
Carson Kim	71	77	74	222	+12	t-58th
Albert Hansson	73	74	77	224	+14	t-67th
Hiroshi Tai	76	74	74	224	+14	t-67th

10/18-20/2024 -- Golf Club of Georgia Collegiate Inv.
Golf Club of Georgia (Lakeside Course) -- Alpharetta, Ga.
Par 72, 7092 yards -- 14 teams, 75 players

Georgia Tech	**296**	**288**	**278**	**862**	**-2**	**7th**
Benjamin Reuter	74	69	70	213	-3	t-15th
Hiroshi Tai	73	72	69	214	-2	t-17th
D. RingvallBengtsson#	74	70	72	216	E	t-28th
Albert Hansson	76	72	70	218	+2	t-36th
Kale Fontenot	73	75	70	218	+2	t-42nd
Aidan Tran#	78	73	68	219	+3	t-39th
Carson Kim	77	75	69	221	+5	t-49th
Brady Rackley#	72	76	73	221	+5	t-49th

10/28/2024 -- East Lake Cup - Stroke Play
East Lake Golf Club -- Atlanta, Ga.
Par 72, 7195 yards -- 4 teams, 20 players

Georgia Tech	**280**	**-8**	**1st**
Albert Hansson	68	-4	3rd
Kale Fontenot	69	-3	4th
Benjamin Reuter	70	-2	8th
Hiroshi Tai	73	+1	11th
Aidan Tran	78	+6	19th

Semifinal match - Georgia Tech def. Ohio State, 4-0
Aidan Tran (GT) def. Joe Wilson IV (OSU), 1-up
Albert Hansson (GT) def. Topher Reed (OSU), 2&1
Kale Fontenot (GT) def. Vaughn Harber (OSU), 1-up
Hiroshi Tai (GT) def. Tyler Sabo (OSU), 2&1
Benjamin Reuter (GT) and Jack Vojtko (OSU), unfinished

Championship match - Georgia Tech lost to Auburn, 2-3
Ryan Eshleman (A) def. Aidan Tran (GT), 1-up
Albert Hansson (GT) def. Brendan Valdes (A), 2-up
Carson Bacha (A) def. Kale Fontenot (GT), 2-up
Benjamin Reuter (GT) def. Josiah Gilbert (A), 2&1
Jackson Koivun (A) def. Hiroshi Tai (GT), 2&1

SPRING RESULTS

2/1-2/2025 -- Thomas Sharkey Individual Collegiate
Georgia Southern University Golf Course -- Statesboro, Ga.
Par 72, 6900 yards -- 0 teams, 70 players
No team score

Aidan Tran#	73	76	75	224	+8	t-33rd

2/6-8/2025 -- Amer Ari Intercollegiate
Mauna Lani Resort - North Course -- Kohala Coast, Hawai'i
Par 72, 6913 yards -- 20 teams, 123 players

Georgia Tech	**278**	**273**	**273**	**824**	**-40**	**10th**
Benjamin Reuter	69	68	66	203	-13	t-13th
Albert Hansson	66	70	70	206	-10	t-28th
Kale Fontenot	71	70	67	208	-8	t-37th
Hiroshi Tai	72	66	70	208	-8	t-37th
Carson Kim	76	69	70	215	-1	80th
D. RingvallBengtsson#	76	77	76	229	+13	117th

2/17-19/2025 -- Watersound Invitational
Shark's Tooth Golf Course -- Panama City Beach, Fla.
Par 72, 7246 yards -- 12 teams, 77 players

Georgia Tech	**291**	**286**	**275**	**852**	**-12**	**4th**
Benjamin Reuter	72	69	69	210	-6	t-4th
Albert Hansson	72	72	70	214	-2	t-22nd
Carson Kim	73	74	67	214	-2	t-22nd
Aidan Tran#	73	70	71	214	-2	t-22nd
Kale Fontenot	74	73	69	216	E	t-30th
Hiroshi Tai	82	72	73	227	+11	t-63rd
D. RingvallBengtsson#	78	79	78	235	+19	t-72nd

3/2-4/2025 -- Southern Highlands Collegiate
Southern Highlands Golf Club -- Las Vegas, Nev.
Par 72, 7510 yards -- 15 teams, 84 players

Georgia Tech	**303**	**302**	**291**	**896**	**+32**	**13th**
Benjamin Reuter	74	76	69	219	+3	t-12th
Carson Kim#	74	74	77	225	+9	39th
Kale Fontenot	78	75	73	226	+10	t-47th
Aidan Tran	81	73	74	228	+12	t-61st
Albert Hansson	75	79	75	229	+13	t-63rd
Hiroshi Tai	76	78	76	230	+14	t-71st

3/17-19/2025 -- Pauma Valley Invitational
Pauma Valley Country Club -- Pauma Valley, Calif.
Par 71, 7311 yards -- 15 teams, 84 players

Georgia Tech	**292**	**282**	**288**	**862**	**+10**	**t-9th**
Albert Hansson	68	72	70	210	-3	t-13th
Hiroshi Tai	70	70	76	216	+3	t-33rd
Carson Kim	76	75	70	221	+8	t-56th
Aidan Tran#	74	75	72	221	+8	t-56th
Kale Fontenot	78	71	74	223	+10	t-67th
Benjamin Reuter	81	69	74	224	+11	t-69th

4/14-15/2025 -- The Ford Collegiate
The Ford Field & River Club -- Richmond Hill, Ga.
Par 70, 7259 yards -- 12 teams, 72 players

Georgia Tech	**285**	**290**	**282**	**857**	**+17**	**7th**
Carson Kim	69	70	71	210	E	10th
Albert Hansson	72	75	70	217	+7	t-33rd
Kale Fontenot	75	73	70	218	+8	t-37th
Aidan Tran#	76	70	73	219	+9	t-39th
Benjamin Reuter	69	73	78	220	+10	t-44th
Hiroshi Tai	77	74	71	222	+12	t-52nd

4/24-28/2025 -- Atlantic Coast Conference Championship
The Club at Olde Stone -- Bowling Green, Ky.
Par 72, 7331 yards -- 15 teams, 75 players

Georgia Tech	**290**	**285**	**292**	**867**	**+3**	**8th**
Albert Hansson	74	71	68	213	-3	t-14th
Hiroshi Tai	71	70	77	218	+2	t-31st
Kale Fontenot	76	70	73	219	+3	t-36th
Benjamin Reuter	72	75	75	222	+6	t-46th
Carson Kim	73	74	76	223	+7	t-49th

Quarterfinal match - Georgia Tech lost to Virginia, 0-3
Albert Hansson (GT) lost to Paul Chang (UVA), 1-up
Carson Kim (GT) vs. Josh Duangmanee (UVA), unfinished
Benjamin Reuter (GT) lost to Ben James (UVA), 2&1
Kale Fontenot (GT) lost to Deven Patel (UVA), 3&2
Hiroshi Tai (GT) vs. Bryan Lee (UVA), unfinished

5/12-14/2025 -- NCAA Auburn Regional
Auburn University Club -- Auburn, Ala.
Par 72, 7607 yards -- 13 teams, 75 players

Georgia Tech	**284**	**296**	**294**	**874**	**+10**	**5th**
Hiroshi Tai	71	69	73	213	-3	t-7th
Carson Kim	70	77	71	218	+2	t-18th
Albert Hansson	73	73	75	221	+5	t-29th
Kale Fontenot	71	78	75	224	+8	t-38th
Benjamin Reuter	72	77	75	224	+8	t-38th

5/23-27/2025 -- NCAA Men's DI Championship
Omni LaCosta Resort and Spa -- Carlsbad, Calif.
Par 72, 7548 yards -- 30 teams, 156 players

Georgia Tech*	**293**	**294**	**294**	**-**	**881**	**+17**	**t15**
Hiroshi Tai	72	70	73	73	288	E	t-18th
Carson Kim	70	73	74	75	292	+4	t-38th
Kale Fontenot	73	77	74	0			
Albert Hansson	81	74	73	0			
Benjamin Reuter	78	80	74	0			

**missed 54-hole cut in a playoff*

 # Indicates competing as an individual

2024-25 STATISTICS AND RESULTS

KALE FONTENOT	Date	Rounds	Scores	Par	Rank	W-L
OFCC/Fighting Illini Invitational	9/20-22/2024	3	74-73-66=213	+3	t28th/78	50-27
Ben Hogan Collegiate Invitational	9/30-10/1/2024	3	69-71-71=211	+1	t11th/75	64-10
Golf Club of Georgia Collegiate Inv.	10/18-20/2024	3	73-75-70=218	+2	t42nd/75	33-41
East Lake Cup - Stroke Play	10/28/2024	1	69	-3	4th/20	16-3
Amer Ari Intercollegiate	2/6-8/2025	3	71-70-67=208	-8	t37th/123	86-36
Watersound Invitational	2/17-19/2025	3	74-73-69=216	E	t30th/77	47-29
Southern Highlands Collegiate	3/2-4/2025	3	78-75-73=226	+10	t47th/84	37-46
Pauma Valley Invitational	3/17-19/2025	3	78-71-74=223	+10	t67th/84	17-66
The Ford Collegiate	4/14-15/2025	3	75-73-70=218	+8	t37th/72	35-36
Atlantic Coast Conference Championship	4/24-28/2025	3	76-70-73=219	+3	t36th/75	39-35
NCAA Auburn Regional	5/12-14/2025	3	71-78-75=224	+8	t38th/75	37-37
NCAA Men's DI Championship	5/23-27/2025	4	73-77-74-0=224	+8	t99th/156	57-98
SEASON TOTALS		**34**	**2469 Avg. 72.62**	**+1**	**-**	**518-464**

ALBERT HANSSON	Date	Rounds	Scores	Par	Rank	W-L
Visit Knoxville Collegiate	9/6-8/2024	3	71-69-69=209	-1	t18th/92	74-17
OFCC/Fighting Illini Invitational	9/20-22/2024	3	72-68-75=215	+5	t37th/78	41-36
Ben Hogan Collegiate Invitational	9/30-10/1/2024	3	73-74-77=224	+14	t67th/75	8-66
Golf Club of Georgia Collegiate Inv.	10/18-20/2024	3	76-72-70=218	+2	t36th/75	39-35
East Lake Cup - Stroke Play	10/28/2024	1	68	-4	3rd/20	17-2
Amer Ari Intercollegiate	2/6-8/2025	3	66-70-70=206	-10	t28th/123	95-27
Watersound Invitational	2/17-19/2025	3	72-72-70=214	-2	t22nd/77	55-21
Southern Highlands Collegiate	3/2-4/2025	3	75-79-75=229	+13	t63rd/84	21-62
Pauma Valley Invitational	3/17-19/2025	3	68-72-70=210	-3	t13th/84	71-12
The Ford Collegiate	4/14-15/2025	3	72-75-70=217	+7	t33rd/72	39-32
Atlantic Coast Conference Championship	4/24-28/2025	3	74-71-68=213	-3	t14th/75	61-13
NCAA Auburn Regional	5/12-14/2025	3	73-73-75=221	+5	t29th/75	46-28
NCAA Men's DI Championship	5/23-27/2025	4	81-74-73-0=228	+12	t119th/156	37-118
SEASON TOTALS		**37**	**2672 Avg. 72.22**	**+1**	**-**	**604-469**

CARSON KIM	Date	Rounds	Scores	Par	Rank	W-L
Visit Knoxville Collegiate	9/6-8/2024	3	74-74-74=222	+12	t66th/92	26-65
OFCC/Fighting Illini Invitational	9/20-22/2024	3	74-70-69=213	+3	t28th/78	50-27
Ben Hogan Collegiate Invitational	9/30-10/1/2024	3	71-77-74=222	+12	t58th/75	17-57
Golf Club of Georgia Collegiate Inv.	10/18-20/2024	3	77-75-69=221	+5	t49th/75	26-48
Amer Ari Intercollegiate	2/6-8/2025	3	76-69-70=215	-1	80th/123	43-79
Watersound Invitational	2/17-19/2025	3	73-74-67=214	-2	t22nd/77	55-21
Southern Highlands Collegiate	3/2-4/2025	3	74-74-77=225	+9	39th/84	45-38
Pauma Valley Invitational	3/17-19/2025	3	76-75-70=221	+8	t56th/84	28-55
The Ford Collegiate	4/14-15/2025	3	69-70-71=210	E	10th/72	62-9
Atlantic Coast Conference Championship	4/24-28/2025	3	73-74-76=223	+7	t49th/75	26-48
NCAA Auburn Regional	5/12-14/2025	3	70-77-71=218	+2	t18th/75	57-17
NCAA Men's DI Championship	5/23-27/2025	4	70-73-74-75=292	+4	t38th/156	118-37
SEASON TOTALS		**37**	**2696 Avg. 72.86**	**+2**	**-**	**553-501**

BRADY RACKLEY IV	Date	Rounds	Scores	Par	Rank	W-L
Visit Knoxville Collegiate	9/6-8/2024	3	80-76-74=230	+20	86th/92	6-85
Golf Club of Georgia Collegiate Inv.	10/18-20/2024	3	72-76-73=221	+5	t49th/75	26-48
SEASON TOTALS		**6**	**451 Avg. 75.17**	**+4**	**-**	**32-133**

BENJAMIN REUTER	Date	Rounds	Scores	Par	Rank	W-L
Visit Knoxville Collegiate	9/6-8/2024	3	74-70-71=215	+5	t40th/92	52-39
OFCC/Fighting Illini Invitational	9/20-22/2024	3	64-70-68=202	-8	2nd/78	76-1
Ben Hogan Collegiate Invitational	9/30-10/1/2024	3	70-73-69=212	+2	t14th/75	61-13
Golf Club of Georgia Collegiate Inv.	10/18-20/2024	3	74-69-70=213	-3	t15th/75	60-14
East Lake Cup - Stroke Play	10/28/2024	1	70	-2	8th/20	12-7
Amer Ari Intercollegiate	2/6-8/2025	3	69-68-66=203	-13	t13th/123	110-12
Watersound Invitational	2/17-19/2025	3	72-69-69=210	-6	t4th/77	73-3
Southern Highlands Collegiate	3/2-4/2025	3	74-76-69=219	+3	t12th/84	72-11
Pauma Valley Invitational	3/17-19/2025	3	81-69-74=224	+11	t69th/84	15-68
The Ford Collegiate	4/14-15/2025	3	69-73-78=220	+10	t44th/72	28-43
Atlantic Coast Conference Championship	4/24-28/2025	3	72-75-75=222	+6	t46th/75	29-45
NCAA Auburn Regional	5/12-14/2025	3	72-77-75=224	+8	t38th/75	37-37
NCAA Men's DI Championship	5/23-27/2025	4	78-80-74-0=232	+16	t135th/156	21-134
SEASON TOTALS		**37**	**2666 Avg. 72.05**	**+1**	**-**	**646-427**

DIDRIK RINGVALL BENGTSSON	Date	Rounds	Scores	Par	Rank	W-L
Golf Club of Georgia Collegiate Inv.	10/18-20/2024	3	74-70-72=216	E	t28th/75	47-27
Amer Ari Intercollegiate	2/6-8/2025	3	76-77-76=229	+13	117th/123	6-116
Watersound Invitational	2/17-19/2025	3	78-79-78=235	+19	t72nd/77	5-71
SEASON TOTALS		**9**	**680 Avg. 75.56**	**+4**	**-**	**58-214**

HIROSHI TAI	Date	Rounds	Scores	Par	Rank	W-L
Visit Knoxville Collegiate	9/6-8/2024	3	71-66-71=208	-2	t12th/92	80-11
OFCC/Fighting Illini Invitational	9/20-22/2024	3	69-69-69=207	-3	t6th/78	72-5
Ben Hogan Collegiate Invitational	9/30-10/1/2024	3	76-74-74=224	+14	t67th/75	8-66
Golf Club of Georgia Collegiate Inv.	10/18-20/2024	3	73-72-69=214	-2	t17th/75	58-16
East Lake Cup - Stroke Play	10/28/2024	1	73	+1	11th/20	9-10
Amer Ari Intercollegiate	2/6-8/2025	3	72-66-70=208	-8	t37th/123	86-36
Watersound Invitational	2/17-19/2025	3	82-72-73=227	+11	t63rd/77	14-62
Southern Highlands Collegiate	3/2-4/2025	3	76-78-76=230	+14	t71st/84	13-70
Pauma Valley Invitational	3/17-19/2025	3	70-70-76=216	+3	t33rd/84	51-32
The Ford Collegiate	4/14-15/2025	3	77-74-71=222	+12	t52nd/72	20-51
Atlantic Coast Conference Championship	4/24-28/2025	3	71-70-77=218	+2	t31st/75	44-30
NCAA Auburn Regional	5/12-14/2025	3	71-69-73=213	-3	t7th/75	68-6
NCAA Men's DI Championship	5/23-27/2025	4	72-70-73-73=288	E	t18th/156	138-17
SEASON TOTALS		**38**	**2748 Avg. 72.32**	**+1**	**-**	**661-412**

AIDAN TRAN	Date	Rounds	Scores	Par	Rank	W-L
Visit Knoxville Collegiate	9/6-8/2024	3	69-77-70=216	+6	t48th/92	44-47
Golf Club of Georgia Collegiate Inv.	10/18-20/2024	3	78-73-68=219	+3	t39th/75	36-38
East Lake Cup - Stroke Play	10/28/2024	1	78	+6	19th/20	1-18
Thomas Sharkey Individual Collegiate	2/1-2/2025	3	73-76-75=224	+8	t33rd/70	37-32
Watersound Invitational	2/17-19/2025	3	73-70-71=214	-2	t22nd/77	55-21
Southern Highlands Collegiate	3/2-4/2025	3	81-73-74=228	+12	t61st/84	23-60
Pauma Valley Invitational	3/17-19/2025	3	74-75-72=221	+8	t56th/84	28-55
The Ford Collegiate	4/14-15/2025	3	76-70-73=219	+9	t39th/72	33-38
SEASON TOTALS		**22**	**1619 Avg. 73.59**	**+2**	**-**	**257-309**

Head-to-Head in 2024-25

ACC	2025
Boston College	1-0
California	1-1
Clemson	2-1
Duke	1-1
Florida State	2-3
Louisville	1-0
North Carolina	1-3
NC State	2-0
Notre Dame	2-0
SMU	2-2
Stanford	4-1
Virginia	0-5
Virginia Tech	1-0
Wake Forest	1-2

Non-Conference	2025
Alabama	2-2
Arizona State	1-3-1
Auburn	1-7
Augusta	2-0
Baylor	1-0
Brigham Young	0-1
Charlotte	0-1
Coll. of Charleston	1-0
Colorado	1-0
East Tennessee State	1-0
Florida	1-2
Georgia	3-1
Georgia Southern	1-0
Georgia State	1-0
Hawaii	1-0
Hawaii - Hilo	1-0
Illinois	2-2
Kentucky	1-0
Little Rock	1-0
LSU	0-2
Loyola-Maryland	1-0
Loyola-Marymount	1-0
Michigan	1-0
Michigan State	1-0
Mississippi	0-2
Mississippi State	1-0
Navy	1-0
New Mexico	1-1
New Mexico State	1-0
Northwestern	1-0
Ohio State	2-0
Oklahoma	0-4
Oklahoma State	1-3
Oregon	2-1
Oregon State	1-0
Osaka Gakuin U.	1-0
Pacific	1-0
Pepperdine	0-4
Purdue	1-1
San Diego	1-0-1
San Diego State	0-1-1
San Francisco	1-0
San Jose State	1-0
South Carolina	1-1
South Florida	2-0
Southern California	0-2
TCU	2-0
Tennessee	2-2
Texas	1-5
Texas A&M	2-3
Texas Tech	2-3
Troy	1-0
UC Davis	1-0
UCLA	1-4
UNLV	1-1
USC Upstate	1-0
Vanderbilt	2-2
Washington	3-0
Wisconsin	1-0

HISTORY AND RECORDS

Noonan Practice Facility	22
Dellinger Golf Center	23
Golf Club of Georgia Collegiate	24
Georgia Tech All-Americans	27
National Honors	28
National Champions	29
All-Conference Honors	30
National and International Champions	31
Professional Champions	32
All-Time Major Amateur Champions	33
International Competition	34
Team Awards/Hall of Fame	35
Georgia Tech Coaching History	36
Georgia Tech All-Time Greats	37-58
All-Time Letterwinners	59
Individual and Team Records	60-63
ACC Championship Summaries	64-66
NCAA Championship Summaries	67-69
All-Time Tournament Champions	71
Team History At-A-Glance	72
Year-by-Year Results (since 1947)	73-79
Georgia Tech Head-to-Head under Bruce Heppler	80-81

NOONAN PRACTICE FACILITY

A new era in the Georgia Tech golf program began on February 17, 2017 with the grand opening of the Noonan Golf Facility, a 13-acre complex on the edge of the Tech campus in midtown Atlanta where the Yellow Jackets can practice and work on every part of their games on a daily basis.

Every step of the way, two people have stood at the forefront of fundraising: Kim P. Noonan, IM 1983, and Thomas E. Noonan, ME 1983. Their leadership has been integral to the success of the project to date. They, along with countless other generous donors and volunteers, have continued to reach out to individuals, foundations, and corporations in helping to ensure that the overall philanthropic goal for the project is met, and that Georgia Tech's golf team will enjoy and make the most of the significant benefits that come with having a first-rate practice facility near the Tech campus.

"There is no doubting the importance of having a quality practice site near campus," said head coach Bruce Heppler. "We cannot thank our alumni and friends enough for supporting Georgia Tech golf, or put into words how much their association with the program means to us."

The story of this facility's birth is long, but the story here is about these Jackets and how they may benefit not only from the ability to hit balls from garages in the dead of winter, but having a facility where they can practice every shot imaginable practically in their back yard.

There are seven greens, shaped bunkers and approaches, all built with golf architect Tom Fazio's firm at the helm and former players like Matt Kuchar, Roberto Castro, Kris Mikkelsen and Carlton Forrester and others advising. The East end of the property, named for alumnus David Dorman, is designed for work on every short-game situation imaginable. Routing has been designed into the entire property for a par-3 competition course, named for alumni Linda and Ray Helton.

Add the fact that one of the world's top teaching pros is splitting time between working with professional golfers in south Florida, North Carolina and the new facility, and Tech has a gold mine.

Beyond the clubhouse, named for Stewart and Lisa Cink, which includes lockers, showers, a kitchen area, a washer and a dryer, a refrigerator, microwave, and large television screens everywhere, there is the business of technology.

Inside the Kuchar Teaching Center, which includes three hitting bays, one of which is can be set up specifically for putting work, players and coaches have the ability to study their shots on video and with devices that monitor club head speed, weight on front foot vs. back foot, on toes vs. heels, club angle, ball velocity, and more.

"I think you can hit more individual shots here that you would see on a course," said 2018 graduate Chris Petefish. "Before, it was just more of a wide-open piece of land of grass and range. Now, we have a lot more greens that you can hit more kinds of shots into and see how the ball reacts, and have competition with each other."

Beyond the par-3 options, players can work on everything.

Jeff Pierce, a professional instructor, volunteers time to the Tech program in exchange for being allowed to use the facility and all the new video and technology equipment that he helped Heppler order to work with multiple PGA professionals, as well as the Jackets.

It's all about how they can practice any and every shot to goals designed by professionals -- and Tech graduates -- Kuchar, Cink, Castro and the Tom Fazio design group.

Former players Mikkelsen and Forrester also had a lot to do with the design, right down to the nuances of the false front on one of the practice greens.

The contributions of former Tech golfers are huge in this. Tech people give back.

"It came out even better than we ever expected," said Castro. "Matt Kuchar and Kris Mikkelsen and I have hit balls out here, and just the different shots that you can hit ... it might be the best practice facility in the Southeast."

Forrester believes that Tech's new practice facility will help recruiting.

"Oh, I think so," he said. "I think you'll see ... it was a piece of land with a couple holes on it, but now you've got this clubhouse and just a spectacular facility that's going to attract alumni, players and ... I think for a college golfer, this is just a spectacular asset."

Castro, a retired PGA Tour professional who lives close to campus, said made the new facility his second home while he was active.

"I left my house at 8:30, and at 8:35 I'm here and I got a full morning of work in with him. It's a game changer," Castro said. "It's top-to-bottom. It's a huge asset to anyone playing professionally.

"If you spend a day here you're not going to leave this facility and say, `Well, if I had been at East Lake, or Golf Club of Georgia, I could've gotten X, Y or Z. It's amazing."

This remarkable, one-of-a-kind set-up would not have been possible without Heppler or the dozens of donors whom he marshalled for the $16 million project between 14th and 16th Streets in Midtown Atlanta. This is a multi-decade project, spanning four athletic directors.

The go-ahead came from former Tech president G.P. "Bud" Peterson in the fall of 2014 after many months of collaborating with philanthropic partners to secure the financial resources needed to initiate the first phase of the project to renovate the existing site. The property, which has served as the Yellow Jackets practice site for several years, was purchased in 2015 by the Georgia Tech Athletic Association, which then embarked on an ambitious plan to re-develop the site into one of the top practice facilities in college golf.

"Georgia Tech's golf team has a tradition of excellence, both athletically and academically," said Peterson. "Through ongoing support, we're taking bold and decisive steps to provide a state-of-the-art practice facility immediately adjacent to campus. This exciting and transformative project has the potential to make a dramatic impact on student-athletes' experience while at Tech, and on our ability to continue the successful recruitment of the best golfers in the nation."

The golf program at Georgia Tech has set a high standard -- winning 19 Atlantic Coast Conference championships, producing talented professional golfers, and maintaining a Dean's List cumulative GPA among players and achieving a perfect score every year in the NCAA Academic Progress Index.

As Cink (MGT 1995) put it, "In an effort to recruit the best possible student-athletes, a program must provide outstanding facilities. The proximity of the practice facility to campus is a tremendous asset."

FACTS AND FIGURES

Thirteen acres in midtown Atlanta

Stewart and Lisa Cink Clubhouse
- Living Room
- Locker Room
- Kitchen
- Storage room

Kuchar Learning Center with Hitting Bays
- Three bays to hit out to range
- Each equipped with cameras, V1 software, and Trackman
- One bay set up with SAM Putt Lab

Seven Greens
- 4-acre short game area includes 6,000 square-foot putting green, a 4,000 square-foot chipping green and a specially designed wedge green
- 4 additional greens used for par 3 course, chipping, putting, or full shots

Six Tee Boxes
- Used for par-3 course or additional wedge/iron targets

Range Tee
- Located just in front of club house and hitting bays
- Provides largest area for range practice

Driver Tee
- Fairway up to 340 yards
- Defined by several bunkers and different grass types

Five Greenside Bunkers
- Can also be used as fairway bunkers

Three Different Types of Fairway Grasses Used
- Zoysia
- 419 bermuda
- Tift grand bermuda

Nine-Hole Par-3 Course routing
- Shots ranging from 75 yards to 225 yards



DELLINGER GOLF CENTER

The Dellinger Golf Center, housed on the ground level of the North stands of Bobby Dodd Stadium, was originally dedicated on Oct. 13, 1990, and reopened after renovation and expansion of the North end zone in the fall of 2003. It was named for Tech golf enthusiast James Dellinger, and is the perfect spot for studying, relaxing, watching television, playing pool and table tennis or browsing the internet. It is also a glorious reminder of Georgia Tech's great golf tradition.

The Dellinger Center houses a lounge with a large-screen television and audio/visual system, video game console and comfortable couches for the enjoyment of Tech's golfers. Additionally, there are offices for the Tech coaching staff and a golf club-style locker room. The center also includes a study hall with computer stations with internet access, along with a recreation room that includes table tennis, shuffleboard and billiards as well as exercise equipment.

The carpeted lounge area is named for Charles R. Brown, the catalyst responsible for the modern success of Tech golf.

On the walls, you'll find portraits of each of Tech's All-America golfers, from Watts Gunn in 1927 to the most recent All-Americans Anders Albertson and Ollie Schniederjans, plus photos of Tech championship teams and memorabilia of alumni accomplishments in professional golf.

On display in trophy cases is memorabilia from the days of Watts Gunn, Bobby Jones and Charlie Yates. Encased in the center are Tech's National Player of the Year trophies honoring David Duval, Stewart Cink, Matt Kuchar and Bryce Molder. Also on display are Tech's NCAA Regional individual championship trophies, and all 19 ACC championship trophies. Prominent displays of Tech's GCAA All-America honorees are in both the locker room and television lounge.

Tech's three team trophies, the Robert Tyre Jones Award for the team's outstanding player, the Watts Gunn Trophy for the team's most improved and dedicated player, and the Charles Yates Cup for academic achievement, are also displayed here.

As part of Tech's renovation of Bobby Dodd Stadium, the renovated golf center was completed in the fall of 2003 along with the expanded north end zone of the stadium.

GOLF CLUB OF GEORGIA COLLEGIATE INVITATIONAL

When the Golf Club of Georgia and Georgia Tech joined forces with the idea of hosting one of the nation's premier collegiate golf events in 2005, the idea was to bring together the nation's top golf programs to play one of the top golf facilities in the state of Georgia and enjoy a first-class golf experience.

The United States Collegiate Championship was the result, and the event has been a rousing success, drawing rave reviews from coaches and players alike. The first four events were played during the spring, but due to scheduling conflicts, the tournament was not played during the 2009-10 academic year. It has been a major event on the collegiate fall schedule since 2010. In 2016, the name was changed to The Golf Club of Georgia Collegiate Invitational to reflect the host venue.

The 2008 event, in which Clemson captured its second title in four years, attracted the nation's top 11 teams according to the Golfweek/Sagarin Performance Index, making it the strongest field of any regular-season collegiate event, and that pattern continues to the present.

"This event is in a class by itself in college golf," said former East Tennessee State coach Fred Warren. "Everything associated with the tournament is first-class in every sense of the word."

"It really does kind of give you a feel of Augusta," said Wake Forest alumnus Webb Simpson, the 2005 Southern Amateur champion who had a first- and second-place finish in the event.

"To have a tournament of this magnitude at a facility we feel is the best in the country is very exciting," said Georgia Tech coach Bruce Heppler, whose program has enjoyed a long-standing relationship with The Golf Club of Georgia. "Knowing and appreciating the commitment and enthusiasm the staff and the members hold toward the event, it makes us feel very comfortable that it has become a very special tournament."

The competition and golf experience of The Golf Club of Georgia Collegiate Invitational are as first-class as the quality of its teams.

The course is not roped, allowing galleries an intimate opportunity to walk with the competitors, as is the case with the club's annual Georgia Cup match between the United States and British Amateur champions. Rules officials and scoring volunteers also accompany each group, giving the competitors the feel of a championship event.

"As far as college tournaments go, the U.S. Collegiate Championship did, in fact, raise the bar," wrote the late Ron Balicki in Golfweek magazine. "Providing a great golf course is one thing. Providing all the extras and the unsurpassed hospitality is another, and is what pushed the bar to new heights of what a college tournament could be."

The Golf Club of Georgia, a 36-hole Arthur Hills facility north of Atlanta named "Best New Private Course in America" in 1991 by Golf Digest, also served as the host site for the 2007 NCAA East Regional Championship, with Georgia Tech as the host institution. The Lakeside Course, on which both tournaments have been played, measures 7,017 yards and plays to a par of 72.

Annual Tournament Results

Year	Team Champion (Score)	Medalist (Score)
2006	Clemson (291-283-290—864)	Stephen Poole, Clemson (70-70-71—211)
2007	Georgia (296-295-293—884)	Webb Simpson, Wake Forest (72-72-71—215)
2008	Southern California (294-287-283—864)	Trent Leon, Oklahoma State (69-69-70—208)
2009	Clemson (283-309-284—876)	Erik Flores, UCLA (65-74-73--212)
2010	Georgia Tech (271-285-280—836)	James White, Georgia Tech (62-70-72—204)
2011	UCLA (288-281-283—852)	Johannes Veerman, Texas A&M (71-70-69—210)
2012	Georgia Tech (291-291-292—874)	Patrick Rodgers, Stanford (70-72-67—209)
2013	Oklahoma State (284-281-284—849)	Ollie Schniederjans, Georgia Tech (66-69-71—206)
2014	Texas (278-288-277—843)	Derek Bard, Virginia (66-71-64—201)
2015	Auburn (285-285-285—855), Wake Forest (284-285-286—855)	Derek Bard, Virginia (66-72-72—210), Maverick McNealy, Stanford (69-74-67—210), Will Long, Auburn (68-68-74—210), Cameron Young, Wake Forest (70-73-68—210)
2016	Virginia (289-287-280—856), Texas (291-288-277—856)	Jimmy Stanger, Virginia (67-68-72—207), Max McGreevey, Oklahoma (68-69-70—207)
2017	Oklahoma State (277-286-274—837)	Doug Ghim, Texas (66-67-70—203)
2018	Southern California (278-280-284—842)	Justin Suh, Southern California (67-67-68—202)
2019	Duke (284-291-287—862)	Eddy Lai, UCLA (72-69-68—209), William Paysse, Texas A&M (67-72-70—209)
2020	event not held (COVID-19)	
2021	Pepperdine (275-275-272—822)	Joe Highsmith, Pepperdine (63-65-69—197)
2022	Stanford (280-281-280—841)	Hiroshi Tai, Georgia Tech (65-69-69—203)
2023	Virginia (278-292-269—839)	Omar Morales, UCLA (68-68-69—205), Algot Kleen, ETSU (67-68-70—205)
2024	Duke (283-282-271—836)	Ethan Evans, Duke (67-69-71—207)

Tournament Records

INDIVIDUAL

Low round: 62 (10-under), James White, Georgia Tech, 2010

Low tournament score: 197 (-19), Joe Highsmith, Pepperdine, 2021

Highest winning score: 215 (-1), Webb Simpson, Wake Forest, 2007

Largest margin of victory: 5 strokes, James White, Georgia Tech, 2010

TEAM

Low round: 269 (-19), Virginia, 3rd round, 2023

Low tournament score: 822 (-42), Pepperdine, 2021

Highest winning score: 884 (+20), Georgia, 2007

Largest margin of victory: 27 strokes, Georgia Tech, 2010

Slimmest margin of victory: Auburn and Wake Forest tied for 1st place, 2015; Virginia and Texas tied for 1st place, 2017



GEORGIA TECH'S 2012 USCC CHAMPIONSHIP TEAM

GOLF CLUB OF GEORGIA COLLEGIATE | ALL-TIME RESULTS

2006 (April 10-11)

Team Results	1	2	3	Total	+/-
1. Clemson			290	864	E
2. Florida			292	867	+3
3. Wake Forest			300	875	+11
4. Georgia Tech			288	876	+12
Georgia			285	876	+12
6. Georgia State			303	885	+21
7. TCU			294	890	+26
8. East Tennessee State			296	895	+31
9. Alabama			304	896	+32
10. Texas			308	899	+35
11. Brigham Young			298	903	+39
12. Tennessee			309	913	+49
13. Florida State			311	916	+52

Top 10 Individuals	1	2	3	Total	+/-
1. Stephen Poole, Clemson	70	70	71	211	-5
2. Brendon Todd, Georgia	70	72	70	212	-4
Webb Simpson, Wake Forest	68	67	77	212	-4
4. Michael Barbosa, Georgia Tech	70	75	68	213	-3
Matt Every, Florida	68	72	73	213	-3
6. Chris McCartin, Wake Forest	72	69	74	215	-1
7. Rhys Davies, East Tennessee St.	68	75	73	216	E
Billy Horschel, Florida	73	72	71	216	E
Jeff Bell, Texas	75	67	74	216	E
10. Jonas Blixt, Florida State	72	70	75	217	+1
Daniel Summerhays, BYU	75	71	71	217	+1
Tanner Ervin, Clemson	74	70	73	217	+1
Matthew Swan, Alabama	71	74	72	217	+1

2007 (April 9-11)

Team Results	1	2	3	Total	+/-
1. Georgia	296	295	293	884	+20
2. UCLA	299	302	291	892	+28
3. Wake Forest	296	305	293	894	+30
4. Georgia Tech	292	306	298	896	+32
Georgia State	298	302	296	896	+32
6. Clemson	292	301	305	898	+34
7. East Tennessee State	300	305	294	899	+35
8. Alabama	299	313	289	901	+37
Oklahoma State	298	302	301	901	+37
10. Florida	305	298	300	903	+39
11. Brigham Young	310	297	302	909	+45
12. Southern California	304	301	305	910	+46
13. Texas	305	312	299	916	+52
14. TCU	309	306	302	917	+53
15. Florida State	310	306	305	921	+57

Top 10 Individuals	1	2	3	Total	+/-
1. Webb Simpson, Wake Forest	72	72	71	215	-1
2. Hudson Swafford, Georgia	74	72	72	218	+2
3. Chris Kirk, Georgia	70	77	72	219	+3
Chris McCartin, Wake Forest	72	73	74	219	+3
Joel Sjoholm, Georgia State	71	75	73	219	+3
6. Kevin Chappell, UCLA	73	75	72	220	+4
Ryan Posey, Oklahoma State	76	75	69	220	+4
8. Rhys Davies, East Tennessee State	76	73	72	221	+5
Cameron Tringale, Georgia Tech	72	77	72	221	+5
10. Roberto Castro, Georgia Tech	74	74	74	222	+6
Lucas Lee, UCLA	74	75	73	222	+6

2008 (March 24-26)

Team Results	1	2	3	Total	+/-
1. Southern California	294	287	283	864	E
2. Oklahoma State	292	294	281	867	+3
3. Alabama	294	289	289	872	+8
4. Georgia Tech	296	290	289	875	+11
5. Florida State	291	301	285	877	+13
6. Texas A&M	304	293	284	881	+17
7. UCLA	290	298	294	882	+18
8. Georgia State	298	296	289	883	+19
9. Georgia	302	298	286	886	+22
10. Charlotte	304	297	288	889	+25
11. Stanford	310	301	286	897	+33
12. East Tennessee State	294	306	299	899	+35
13. Coastal Carolina	302	306	294	902	+38
14. Texas	313	300	303	916	+52
15. Brigham Young	312	313	295	920	+56

Top 10 Individuals	1	2	3	Total	+/-
1. Trent Leon, Oklahoma State	69	69	70	208	-8
2. Rickie Fowler, Oklahoma State	72	70	67	209	-7
Jamie Lovemark, Southern California	74	69	66	209	-7
4. Joel Sjoholm, Georgia State	69	73	68	210	-6
5. Cameron Tringale, Georgia Tech	69	71	73	213	-3
6. Ignacio Elvira, Texas A&M	74	72	69	215	-1
Matt Van Zandt, Texas A&M	71	74	70	215	-1
8. Corey Nagy, Charlotte	72	71	74	217	+1
Michael Thompson, Alabama	71	73	73	217	+1
10. Esteban Calisto, Brigham Young	71	77	70	218	+2
Kevin Chappell, UCLA	69	75	74	218	+2
Steve Ziegler, Stanford	76	74	68	218	+2

2009 (April 5-7)

Team Results	1	2	3	Total	+/-
1. Clemson	283	309	284	876	+12
2. Stanford	289	290	299	878	+14
3. Georgia Tech	291	302	288	881	+17
4. Georgia	295	292	296	883	+19
5. Alabama	291	301	294	886	+22
Texas A&M	296	287	303	886	+22
7. UCLA	284	305	298	887	+23
Washington	287	298	302	887	+23
9. Southern California	285	308	295	888	+24
10. Oklahoma State	289	305	301	895	+31
11. South Carolina	291	303	303	897	+33
12. East Tennessee State	306	303	297	906	+42
13. Florida	296	314	299	909	+45
14. Indiana	303	297	310	910	+46
15. Florida State	302	309	304	915	+51

Top 10 Individuals	1	2	3	Total	+/-
1. Bud Cauley, Alabama	70	69	73	212	-4
Erik Flores, UCLA	65	74	73	212	-4
3. David Chung, Stanford	75	66	73	214	-2
4. J.T. Griffin, Georgia Tech	72	74	70	216	E
Steve Ziegler, Stanford	70	71	75	216	E
6. Brian Harman, Georgia	75	71	71	217	+1
7. Brooks Koepka, Florida State	70	74	74	218	+2
Geoff Shaw, Texas A&M	73	73	72	218	+2
9. Rhys Enoch, East Tennessee State	75	73	71	219	+3
Kyle Stanley, Clemson	69	79	71	219	+3

2010 (October 24-26)

Team Results	1	2	3	Total	+/-
1. Georgia Tech	271	285	280	836	-28
2. UCLA	286	287	290	863	-1
3. Texas A&M	284	286	296	866	+2
4. Southern California	288	279	300	867	+3
5. Virginia	289	293	288	870	+6
6. Wake Forest	300	291	280	871	+7
7. Duke	292	290	290	872	+8
8. California	291	290	295	876	+12
9. Kent State	294	301	294	889	+25
Florida State	298	298	293	889	+25
11. Washington	301	293	300	894	+30
12. Clemson	303	300	302	905	+41
13. East Tennessee State	300	302	305	907	+43
14. Georgia State	309	304	296	909	+45
15. South Carolina	305	302	312	919	+55

Top 10 Individuals	1	2	3	Total	+/-
1. James White, Georgia Tech	62	70	72	204	-12
2. T.J. Vogel, Southern California	74	69	66	209	-7
3. Jordan Russell, Texas A&M	69	70	71	210	-6
4. Kyle Scott, Georgia Tech	70	71	71	212	-4
Richy Werenski, Georgia Tech	70	75	67	212	-4
6. Steve Lim, Southern California	69	69	75	213	-3
7. Lee Bedford, Wake Forest	70	74	71	215	-1
Patrick Cantlay, UCLA	72	68	75	215	-1
Mario Clemens, UCLA	73	70	72	215	-1
Austin Cody, Duke	69	72	74	215	-1
J.T. Griffin, Georgia Tech	69	76	70	215	-1
Paul Haley, Georgia Tech	71	69	75	215	-1
Ben Kohles, Virginia	75	70	70	215	-1

2011 (October 23-25)

Team Results	1	2	3	Total	+/-
1. UCLA	288	281	283	852	-12
2. Washington	288	282	285	855	-9
Auburn	282	288	285	855	-9
4. Georgia Tech	284	282	298	864	E
5. Clemson	294	286	288	868	+4
Iowa	293	291	284	868	+4
7. Southern California	282	288	301	871	+7
8. Duke	283	300	290	873	+9
9. Kent State	295	288	291	874	+10
Texas A&M	300	290	284	874	+10
11. Florida State	286	292	304	882	+18
12. Wake Forest	295	298	297	890	+26
13. Virginia	297	303	307	907	+43
14. East Tennessee State	304	304	300	908	+44

Top 10 Individuals	1	2	3	Total	+/-
1. Dominic Bozzelli, Auburn	67	73	70	210	-6
Johannes Veerman, Texas A&M	71	70	69	210	-6
3. Blayne Barber, Auburn	72	70	70	212	-4
Patrick Cantlay, UCLA	69	71	72	212	-4
Michael Johnson, Auburn	69	71	72	212	-4
Cheng-Tsung Pan, Washington	71	68	73	212	-4
Julian Suri, Duke	67	74	71	212	-4
8. Bo Andrews, Georgia Tech	71	69	73	213	-3
Steven Ihm, Iowa	68	75	70	213	-3
10. Barrett Kelpin, Iowa	72	71	71	214	-2
Kevin Miller, Kent State	69	74	71	214	-2
Chris Williams, Washington	72	72	70	214	-2

2012 (October 19-21)

Team Results	1	2	3	Total	+/-
1. Georgia Tech	291	291	292	874	+10
2. UCLA	297	283	295	875	+11
3. Southern California	289	299	291	879	+15
4. Virginia	295	294	291	880	+16
5. Stanford	306	289	286	881	+17
6. Duke	305	290	287	882	+18
Clemson	301	289	292	882	+18
8. Washington	297	297	289	883	+19
9. Auburn	297	298	291	886	+22
Oklahoma State	293	295	298	886	+22
11. East Tennessee State	303	296	293	892	+28
12. Wake Forest	291	303	299	893	+29
13. Kent State	297	305	294	896	+32
14. Texas A&M	303	301	298	902	+38
15. Iowa	304	303	305	912	+48

Top 10 Individuals	1	2	3	Total	+/-
1. Patrick Rodgers, Stanford	70	72	67	209	-7
2. Talor Gooch, Oklahoma State	68	71	74	213	-3
Michael Johnson, Auburn	69	72	72	213	-3
Cheng-Tsung Pan, Washington	74	69	70	213	-3
5. Corey Conners, Kent State	72	71	72	215	-1
Trevor Simsby, Washington	72	74	69	215	-1
7. Cody Proveaux, Clemson	72	73	72	217	+1
Ollie Schniederjans, Georgia Tech	70	76	71	217	+1
9. Bo Andrews, Georgia Tech	73	72	73	218	+2
Jonathan Garrick, UCLA	74	69	75	218	+2
Yi Keun Chang, Southern California	71	75	72	218	+2
Ji Soo Park, Virginia	76	74	68	218	+2

2013 (October 18-20)

Team Results	1	2	3	Total	+/-
1. Oklahoma State	284	281	284	849	-15
2. Georgia Tech	279	287	284	850	-14
3. Wake Forest	286	288	288	862	-2
4. Virginia	285	290	288	863	-1
5. Texas A&M	285	292	287	864	E
UCLA	286	287	291	864	E
7. Stanford	288	288	290	866	+2
Iowa	287	287	292	866	+2
9. Southern California	290	289	290	869	+5
10. Washington	294	287	293	874	+10
11. Auburn	297	285	296	878	+14
East Tennessee State	294	290	294	878	+14
13. Kent State	296	295	290	881	+17
14. Duke	291	297	298	886	+22
15. Clemson	299	293	296	888	+24

Top 10 Individuals	1	2	3	Total	+/-
1. Ollie Schniederjans, Georgia Tech	66	69	71	206	-10
2. Ben Rusch, Virginia	66	74	70	210	-6
3. Anders Albertson, Georgia Tech	70	70	71	211	-5
4. Lorens Chan, UCLA	71	71	70	212	-4
Wyndham Clark, Oklahoma State	73	71	68	212	-4
Ian Davis, Oklahoma State	71	69	72	212	-4
Danny Guise, Wake Forest	72	70	70	212	-4
Rico Hoey, Southern California	70	71	71	212	-4
Ian Vandersee, Iowa	69	74	69	212	-4
10. Bo Andrews, Georgia Tech	70	73	70	213	-3
Thomas Birdsey, Wake Forest	71	71	71	213	-3
Andrew Lister, Texas A&M	71	70	72	213	-3
Jordan Niebrugge, Oklahoma State	69	70	74	213	-3
Rhys Pugh, East Tennessee State	69	71	73	213	-3

2014 (October 17-19)

Team Results	1	2	3	Total	+/-
1. Texas	278	288	277	843	-21
2. Virginia	272	295	277	844	-20
3. LSU	296	279	282	857	-7
4. Wake Forest	288	284	286	858	-6
5. UCLA	287	294	279	860	-4
6. Auburn	286	289	286	861	-3
7. Georgia Tech	296	285	281	862	-2
Washington	290	290	282	862	-2
9. Texas A&M	281	289	293	863	-1
10. Clemson	294	290	284	868	+4
11. Iowa	291	289	289	869	+5
12. East Tennessee State	286	292	297	875	+11
13. Stanford	283	293	300	876	+12
14. Oklahoma State	290	286	304	880	+16
15. Kent State	304	296	292	892	+28

Top 10 Individuals	1	2	3	Total	+/-
1. Derek Bard, Virginia	66	71	64	201	-15
2. Denny McCarthy, Virginia	63	72	72	207	-9
3. Gavin Hall, Texas	67	75	67	209	-7
Cheng-Tsung Pan, Washington	67	75	67	209	-7
Cody Proveaux, Clemson	73	67	69	209	-7
6. Scottie Scheffler, Texas	68	75	67	210	-6
Ollie Schniederjans, Georgia Tech	73	68	69	210	-6
8. Jonathan Garrick, UCLA	69	75	67	211	-5
Eric Ricard, LSU	74	68	69	211	-5
Greg Yates, Texas A&M	72	73	66	211	-5

GOLF CLUB OF GEORGIA COLLEGIATE | ALL-TIME RESULTS

2015 (October 16-18)

Team Results	1	2	3	Total	+/-
1. Auburn	285	285	285	855	-9
Wake Forest	284	285	286	855	-9
3. Clemson	286	293	280	859	-5
4. Florida State	282	290	288	860	-4
5. Georgia Tech	286	299	282	867	+3
6. Texas	292	292	285	869	+5
Stanford	290	289	290	869	+5
8. Southern California	298	287	286	871	+7
9. Oklahoma	289	292	293	874	+10
10. Virginia	283	298	295	876	+12
11. LSU	297	293	288	878	+14
12. East Tennessee State	293	282	307	882	+18
13. Oklahoma State	298	292	295	885	+21
14. UCLA	300	293	295	888	+24
15. Ole Miss	292	303	300	895	+31
16. Kent State	295	297	306	898	+34
17. Iowa	303	293	312	908	+44

Top 10 Individuals	1	2	3	Total	+/-
1. Derek Bard, Virginia	66	72	72	210	-6
Will Long, Auburn	68	68	74	210	-6
Maverick McNealy, Stanford	69	74	67	210	-6
Cameron Young, Wake Forest	68	69	73	210	-6
5. Rico Hoey, Southern California	70	70	71	211	-5
Michael Johnson, Auburn	70	72	69	211	-5
Will Zalatoris, Wake Forest	70	73	68	211	-5
8. Miller Capps, Clemson	69	73	70	212	-4
Beau Hossler, Texas	70	71	71	212	-4
Adrian Meronk, East Tennessee State	72	70	70	212	-4
Jonah Texeira, Southern California	73	69	70	212	-4

2016 (October 21-23)

Team Results	1	2	3	Total	+/-
1. Virginia	289	287	280	856	-8
Texas	291	288	277	856	-8
3. Southern California	299	279	279	857	-7
Stanford	293	286	278	857	-7
5. Texas A&M	291	285	282	858	-6
6. Oklahoma	283	291	285	859	-5
7. Duke	285	293	282	860	-4
8. Oklahoma State	293	287	281	861	-3
9. Wake Forest	299	279	285	863	-1
10. Auburn	293	290	285	868	+4
11. LSU	296	295	280	871	+7
12. Georgia Tech	297	286	294	877	+13
13. Clemson	292	301	286	879	+15
14. UCLA	295	301	293	889	+25
15. TCU	300	305	300	905	+41
16. East Tennessee State	300	305	309	914	+50
17. Villanova	316	307	306	929	+65

Top 10 Individuals	1	2	3	Total	+/-
1. Max McGreevy, Oklahoma	68	69	70	207	-9
Jimmy Stanger, Virginia	67	68	72	207	-9
3. Doug Ghim, Texas	71	67	71	209	-7
4. Chandler Eaton, Duke	68	70	72	210	-6
Gavin Hall, Texas	75	72	63	210	-6
Will Long, Auburn	68	74	68	210	-6
Chandler Phillips, Texas A&M	71	69	70	210	-6
Brandon Wu, Stanford	73	68	69	210	-6
9. Sam Burns, LSU	69	72	71	212	-4
Rico Hoey, Southern California	76	70	66	212	-4
Andrew Levitt, Southern California	74	66	72	212	-4

2017 (October 20-22)

Team Results	1	2	3	Total	+/-
1. Oklahoma State	277	286	274	837	-27
2. Texas	279	279	282	840	-24
3. Wake Forest	282	271	289	842	-22
4. Georgia Tech	284	277	285	846	-18
UCLA	282	283	281	846	-18
6. Stanford	285	281	282	848	-16
Clemson	288	279	281	848	-16
8. Virginia	285	282	282	849	-15
9. Texas A&M	288	279	284	851	-13
10. Duke	282	276	296	854	-10
11. Oklahoma	295	278	282	855	-9
TCU	285	281	289	855	-9
13. Florida State	287	284	287	858	-6
14. UNLV	282	284	299	865	+1
15. East Tennessee State	293	288	290	871	+7

Top 10 Individuals	1	2	3	Total	+/-
1. Doug Ghim, Texas	66	67	70	203	-13
2. Matthew Wolff, Oklahoma State	66	71	67	204	-12
3. Alex Smalley, Duke	67	65	73	205	-11
4. Will Zalatoris, Wake Forest	68	68	70	206	-10
5. Zach Bauchou, Oklahoma State	69	71	68	208	-8
Brad Dalke, Oklahoma	74	66	68	208	-8
7. Tyler Joiner*, Georgia Tech	68	76	66	210	-6
Triston Fisher, TCU	69	71	70	210	-6
Chandler Phillips, Texas A&M	69	71	70	210	-6
Jacob Joiner, Georgia Tech	70	70	70	210	-6
John Pak, Florida State	69	69	72	210	-6

2018 (October 19-21)

Team Results	1	2	3	Total	+/-
1. Southern California	278	280	284	842	-22
2. Clemson	276	280	287	843	-21
3. Georgia Tech	270	289	286	845	-19
4. Wake Forest	276	281	291	848	-16
5. Alabama	286	278	285	849	-15
6. Duke	286	282	290	858	-6
7. Virginia	287	288	292	867	+3
UCLA	293	284	290	867	+3
9. Stanford	288	281	299	868	+4
10. Texas A&M	286	290	293	869	+5
11. Florida State	286	294	292	872	+8
12. East Tennessee State	302	292	289	883	+19
13. TCU	300	292	296	888	+24
14. New Mexico	304	290	296	890	+26

Top 10 Individuals	1	2	3	Total	+/-
1. Justin Suh, Southern California	67	67	68	202	-14
2. Luke Schniederjans, Georgia Tech	66	71	69	206	-10
Turk Pettit, Clemson	68	68	70	206	-10
4. Kengo Aoshima, Wake Forest	67	70	71	208	-8
5. Alex Smalley, Duke	68	69	72	209	-7
6. Brandon Wu, Stanford	70	67	73	210	-6
7. Bryson Nimmer, Clemson	69	70	72	211	-5
Kyle Suppa, Southern California	70	67	74	211	-5
Jacob Bridgeman, Clemson	69	69	73	211	-5
10. Thomas Walsh, Virginia	70	74	68	212	-4
Wilson Furr, Alabama	75	69	68	212	-4
Davis Shore, Alabama	70	71	71	212	-4
Davis Riley, Alabama	74	66	72	212	-4
Eugenio Chacarra, Wake Forest	66	72	74	212	-4

2019 (October 18-20)

Team Results	1	2	3	Total	+/-
1. Duke	284	291	287	862	-2
2. Pepperdine	276	307	281	864	E
3. Texas A&M	286	292	287	865	+1
4. Wake Forest	289	296	283	868	+4
5. UCLA	285	295	292	872	+8
6. Stanford	283	303	287	873	+9
7. North Carolina	285	303	286	874	+10
Tennessee	294	294	286	874	+10
Clemson	294	294	286	874	+10
10. Georgia Tech	290	301	284	875	+11
11. Southern California	289	303	288	880	+16
12. East Tennessee State	291	301	292	884	+20
13. Virginia	295	300	290	885	+21
TCU	292	305	288	885	+21

Top 10 Individuals	1	2	3	Total	+/-
1. Eddy Lai, UCLA	72	69	68	209	-7
William Paysse, Texas A&M	67	72	70	209	-7
3. Kaito Onishi, Southern California	70	73	68	211	-5
Mark Power, Wake Forest	68	75	68	211	-5
5. Tyler Strafaci, Georgia Tech	73	71	68	212	-4
6. Evan Katz, Duke	70	71	72	213	-3
7. Ryan Gerard, North Carolina	69	73	72	214	-2
Adrien Pendaries, Duke	69	71	74	214	-2
9. Alex Fitzpatrick, Wake Forest	76	70	69	215	-1
Steven DiLisio, Duke	71	72	72	215	-1

2021 (October 22-24)

Team Results	1	2	3	Total	+/-
1. Pepperdine	275	275	272	822	-42
2. Texas A&M	275	279	272	826	-38
3. Wake Forest	283	276	282	841	-23
4. Tennessee	281	277	284	842	-22
5. Stanford	286	275	285	846	-18
6. Georgia Tech	282	286	282	850	-14
Virginia	292	278	280	850	-14
8. Duke	280	291	280	851	-13
9. Clemson	289	283	284	856	-8
East Tennessee State	279	284	293	856	-8
11. TCU	296	287	275	858	-6
12. Georgia Tech (B)	295	286	279	860	-4
13. UCLA	291	285	293	869	+5
14. Southern California	287	294	289	870	+6
15. Colorado State	303	305	292	900	+36

Top 10 Individuals	1	2	3	Total	+/-
1. Joe Highsmith, Pepperdine	63	65	69	197	-19
2. Alex Fitzpatrick, Wake Forest	64	66	71	201	-15
3. Karl Vilips, Stanford	67	67	70	204	-12
Sam Bennett, Texas A&M	68	70	66	204	-12
5. Walker Lee, Texas A&M	68	69	68	205	-11
6. Archie Davies, East Tennessee State	66	70	70	206	-10
William Mouw, Pepperdine	70	69	67	206	-10
8. Tyler Johnson, Tennessee	69	70	69	208	-8
9. George Duangmanee, Virginia	73	69	67	209	-7
Ian Siebers, Duke	70	69	70	209	-7
Pietro Bovari, Virginia	71	69	69	209	-7
Thomas Allkins, TCU	70	74	65	209	-7

2022 (October 21-23)

Team Results	1	2	3	Total	+/-
1. Stanford	280	281	280	841	-23
2. Georgia Tech	276	279	287	842	-22
Pepperdine	279	280	283	842	-22
4. Tennessee	286	272	292	850	-14
5. Georgia Tech (B)	283	284	284	851	-13
6. Washington	282	286	286	854	-10
Virginia	284	288	282	854	-10
8. Texas A&M	299	274	284	857	-7
9. Alabama	280	291	289	860	-4
10. Clemson	276	286	299	861	-3
11. Duke	291	289	285	865	+1
12. Southern California	290	291	286	867	+3
13. East Tennessee State	290	284	294	868	+4
14. Wake Forest	284	297	297	878	+14

Top 10 Individuals	1	2	3	Total	+/-
1. Hiroshi Tai, Georgia Tech	65	69	69	203	-13
2. Kelly Chinn, Duke	69	69	66	204	-12
3. Michael Thorbjornsen, Stanford	68	70	67	205	-11
William Mouw, Pepperdine	68	69	68	205	-11
5. Vishnu Sadagopan, Texas A&M	71	67	70	208	-8
Ross Steelman, Georgia Tech (B)	69	70	69	208	-8
Caleb Surratt, Tennessee	68	67	73	208	-8
8. Derek Hitchner, Pepperdine	72	68	69	209	-7
Sam Choi, Pepperdine	68	70	71	209	-7
10. Pietro Bovari, Virginia	72	69	70	211	-5
Ethan Ng, Stanford	70	73	68	211	-5
Christo Lamprecht, Georgia Tech	70	69	72	211	-5



GEORGIA TECH'S 2010 USCC CHAMPIONSHIP TEAM

HISTORY

GOLF CLUB OF GEORGIA COLLEGIATE | ALL-TIME RESULTS

2023 (October 13-15)

Team Results	1	2	3	Total	+/-
1. Virginia	278	292	269	839	-25
2. Georgia Tech	283	283	279	845	-19
3. East Tennessee State	275	284	289	848	-16
4. Washington	284	281	284	849	-15
5. Duke	285	287	280	852	-12
6. Charlotte	287	287	284	858	-6
7. Southern California	286	294	280	860	-4
8. Texas A&M	282	291	288	861	-3
9. Tennessee	282	293	287	862	-2
10. Pepperdine	288	290	285	863	-1
11. UCLA	288	293	283	864	E
12. Clemson	288	299	278	865	+1
13. Northwestern	286	298	283	867	+3
14. Wake Forest	281	302	294	877	+13
15. Georgia Tech (B)	294	299	285	878	+14

Top 10 Individuals	1	2	3	Total	+/-
1. Omar Morales, UCLA	68	68	69	205	-11
Algot Kleen, East Tennessee State	67	68	70	205	-11
3. Conor Gough, Charlotte	68	67	72	207	-9
Mahanth Chirravuri, Pepperdine	70	66	71	207	-9
5. Ben James, Virginia	70	73	65	208	-8
Mats Ege, East Tennessee State	68	70	70	208	-8
7. Finn Koelle, Washington	72	70	67	209	-7
8. Jonathan Nielsen, Clemson	71	73	66	210	-6
9. Bryan Lee, Virginia	73	70	68	211	-5
Phichaksn Maichon, Texas A&M	69	73	69	211	-5
Daniel Rodrigues, Texas A&M	70	70	71	211	-5
Paul Chang, Virginia	67	73	71	211	-5
Aidan Kramer, Georgia Tech	70	70	71	211	-5

2024 (October 18-20)

Team Results	1	2	3	Total	+/-
1. Duke	283	282	271	836	-28
2. UCLA	282	282	281	839	-25
3. Virginia	279	282	284	845	-19
4. Charlotte	284	284	283	851	-13
5. Southern California	287	286	287	860	-4
6. Pepperdine	288	288	285	861	-3
7. Georgia Tech	296	288	278	862	-2
8. Vanderbilt	285	290	290	865	+1
9. Clemson	290	285	283	868	+4
10. East Tennessee State	297	284	288	869	+5
11. Tennessee	294	282	295	871	+7
12. Washington	292	295	291	878	+14
13. Stanford	294	297	288	879	+15
14. Alabama	294	289	298	881	+17

Top 10 Individuals	1	2	3	Total	+/-
1. Ethan Evans, Duke	67	69	71	207	-9
2. Bryan Lee, Virginia	70	69	69	208	-8
Caden Baker, Charloitte	66	67	75	208	-8
Josh Duangmanee. Virginia	68	70	70	208	-8
5. Mahanth Chirravuri, Pepperdine	73	70	66	209	-7
Wells Williams, Vanderbilt	69	69	71	209	-7
Kelly Chinn, Duke	70	73	66	209	-7
Omar Morales, UCLA	67	71	71	209	-7
9. Bryan Kim, Duke	72	70	68	210	-6
10. Pablo Ereno, UCLA	68	75	68	211	-5

 # Indicates competed as an individual

Year-by-Year Summary

Team	#Appearances	2006	2007	2008	2009	2010	2011	2012	2013	2014	2015	2016	2017	2018	2019	2021	2022	2023	2024	Top Finish (Year)
Alabama	7	9	8	3	t5	-	-	-	-	-	-	-	-	5	-	-	9	-	14	3rd (2008)
Auburn	6	-	-	-	-	t2	-	t9	t11	6	t1	10	-	-	-	-	-	-	-	t1st (2005)
Brigham Young	3	11	11	15	-	-	-	-	-	-	-	-	-	-	-	-	-	-	-	11th (2006, 2007)
California	1	-	-	-	-	8	-	-	-	-	-	-	-	-	-	-	-	-	-	8th (2010)
Charlotte	3	-	-	10	-	-	-	-	-	-	-	-	-	-	-	-	-	6	4	4th (2024)
Clemson	17	1	6	-	1	12	t5	t6	15	10	3	13	t6	2	t7	t9	10	12	9	1st (2006, 2009)
Coastal Carolina	1	-	-	13	-	-	-	-	-	-	-	-	-	-	-	-	-	-	-	13th (2008)
Colorado State	2	-	-	-	-	-	-	-	-	-	15	-	-	-	-	15	-	-	-	15th (2021)
Duke	12	-	-	-	-	7	8	t6	14			7	10	6	1	8	11	5	1	1st (2019, 2024)
East Tennessee State	18	8	7	12	12	13	14	11	t11	12	12	16	15	12	12	t9	13	3	10	3rd (2023)
Florida	3	2	10	-	13	-	-	-	-	-	-	-	-	-	-	-	-	-	-	2nd (2006)
Florida State	9	13	15	5	15	t9	11	-	-	-	4	-	13	11	-	-	-	-	-	4th 92015)
Georgia	4	t4	1	9	4	-	-	-	-	-	-	-	-	-	-	-	-	-	-	1st (2007)
Georgia State	4	6	t4	8	-	14	-	-	-	-	-	-	-	-	-	-	-	-	-	t4th (2007)
Georgia Tech	18	t4	t4	4	3	1	4	1	2	t7	5	12	t4	3	10	t6	2	2	7	1st (2010, 2012)
Georgia Tech B	2	-	-	-	-	-	-	-	-	-	-	-	-	-	-	-	5	15	-	5th (2022)
Indiana	1	-	-	-	14	-	-	-	-	-	-	-	-	-	-	-	-	-	-	14th (2009)
Iowa	5	-	-	-	-	-	t5	15	t7	11	17	-	-	-	-	-	-	-	-	t5th (2011)
Kent State	6	-	-	-	-	t9	t9	13	13	15	16	-	-	-	-	-	-	-	-	t9th (2010, 2011)
LSU	3	-	-	-	-	-	-	-	-	3	11	11	-	-	-	-	-	-	-	3rd (2014)
Mississippi	1	-	-	-	-	-	-	-	-	-	15	-	-	-	-	-	-	-	-	15th (2015)
New Mexico	1	-	-	-	-	-	-	-	-	-	-	-	-	14	-	-	-	-	-	14th (2018)
North Carolina	1	-	-	-	-	-	-	-	-	-	-	-	-	-	t7	-	-	-	-	t7th (2019)
Northwestern	1	-	-	-	-	-	-	-	-	-	-	-	-	-		-	-	13	-	t7th (2019)
Oklahoma	3	-	-	-	-	-	-	-	-	-	9	6	t11	-	-	-	-	-	-	6th 92016)
Oklahoma State	9	-	t8	2	10	-	-	t9	1	14	13	8	1	-	-	-	-	-	-	1st (2013, 2017)
Pepperdine	5	-	-	-	-	-	-	-	-	-	-	-	-	-	2	1	t2	10	6	1st (2021)
South Carolina	2	-	-	-	11	15	-	-	-	-	-	-	-	-	-	-	-	-	-	11th (2009)
Southern California	14	-	12	1	9	4	7	3	-	-	8	t3	-	1	11	14	t2	7	5	1st (2008, 2018)
Stanford	13	-	-	11	2	-	-	5	t7	13	t6	t3	t6	9	6	5	1	-	13	1st (2022)
TCU	7	7	14	-	-	-	-	-	-	-	-	15	t11	13	t13	11	-	-	-	7th (2006)
Tennessee	6	12	-	-	-	-	-	-	-	-	-	-	-	-	t7	4	4	4	11	4th (2021, 2022, 2023)
Texas	7	10	13	14	-	-	-			1	t6	t1	2	-	-	-	-	-	-	1st (2014, 2016)
Texas A&M	14	-	-	6	t5	3	t9	14	t5	9	-	5	9	10	3	2	8	8	-	2nd (2021)
UCLA	16	-	2	7	t7	2	1	2	t5	5	14	14	t4	t7	5	13	-	11	2	1st (2011)
UNLV	1	-	-	-	-	-	-	-	-	-	-	-	14	-	-	-	-	-	-	14th (2017)
Virginia	14	-	-	-	-	5	13	4	4	2	10	t1	8	t7	t13	t6	t6	1	3	1st (2016, 2023)
Wake Forest	15	3	3	-	-	6	12	12	3	4	t1	9	3	4	4	3	14	14	-	t1st (2015)
Washington	9	-	-	-	t7	11	t2	8	10	t7	-	-	-	-	-	-	t6	4	12	t2nd (2011)
Vanderbilt	1	-	-	-	-	-	-	-	-	-	-	-	-	-	-	-	-	-	8	8th (2024)
Villanova	1	-	-	-	-	-	-	-	-	-	-	17	-	-	-	-	-	-	-	17th (2016)

GEORGIA TECH ALL-AMERICANS



DAVID DUVAL
First-team All-American 1990, 1991, 1992, 1993

BRYCE MOLDER
First-team All-American 1998, 1999, 2000, 2001

The Golf Coaches Association of America selects a 60-man All-America team each year following the NCAA Division I Championship. The first, second and third teams each honor 10 golfers, with the remainder named honorable mention. Golfers not initially named to the 60-man team but who finish in the top 15 of the NCAA Championship are automatically added to the honorable mention unit. The GCAA has been selecting All-America teams since 1958.

Bryce Molder (1998-2001) and David Duval (1990-93), pictured above, are two of only four Division I players ever to be named first-team All-American four times. The others are Gary Hallberg of Wake Forest (1975-78) and Phil Mickelson of Arizona State (1989-92). Nicholas Thompson and Roberto Castro earned All-America recognition each of their four years at Tech, though not first-team honors each time.

GCAA ALL-AMERICANS BY YEAR

1927	Watts Gunn, 1st*
1934	Charlie Yates, 1st*
1962	Bill Ploeger, HM
1967	Bunky Henry, 1st
1985	Bob McDonnell, 2nd; Nacho Gervas, HM; Bill McDonald, HM
1986	Nacho Gervas, HM
1987	Jay Nichols, HM
1988	Charlie Rymer, 3rd; Bill McDonald, HM
1989	Charlie Rymer, HM
1990	David Duval, 1st; Tripp Isenhour, HM
1991	David Duval, 1st; Chan Reeves, HM
1992	David Duval, 1st; Jimmy Johnson, 2nd
1993	David Duval, 1st; Stewart Cink, 2nd; Mikko Rantanen, HM; Carlos Beautell, HM
1994	Stewart Cink, 2nd
1995	Stewart Cink, 1st
1997	Matt Kuchar, 3rd
1998	Matt Kuchar, 1st; Bryce Molder, 1st
1999	Bryce Molder, 1st; Carlton Forrester, HM
2000	Matt Kuchar, 1st; Bryce Molder, 1st; Carlton Forrester, HM; Matt Weibring, HM
2001	Bryce Molder, 1st; Troy Matteson, 3rd; Kris Mikkelsen, HM
2002	Troy Matteson, 1st; Kris Mikkelsen, 2nd; Matt Weibring, 3rd; Chan Song, HM; Nicholas Thompson, HM
2003	Troy Matteson, 1st; Nicholas Thompson, HM
2004	Nicholas Thompson, 3rd; Roberto Castro, HM; Chan Song, HM
2005	Roberto Castro, 1st; Chan Song, 2nd; Nicholas Thompson, 2nd
2006	Cameron Tringale, 2nd; Kevin Larsen, 3rd; Roberto Castro, HM
2007	Roberto Castro, 2nd; Cameron Tringale, 2nd; Chesson Hadley, HM
2008	Chesson Hadley, 2nd
2009	Cameron Tringale, 1st
2010	John-Tyler Griffin, HM; Chesson Hadley, HM; Paul Haley, HM
2011	James White, 1st; John-Tyler Griffin, 2nd; Kyle Scott, 2nd
2012	James White, 3rd; Anders Albertson, HM
2013	Anders Albertson, 3rd; Ollie Schniederjans, 3rd; Seth Reeves, HM
2014	Ollie Schniederjans, 1st; Seth Reeves, 2nd
2015	Ollie Schniederjans, 1st; Anders Albertson, HM
2019	Andy Ogletree, 2nd; Luke Schniederjans, 3rd
2020	Andy Ogletree, 2nd; Tyler Strafaci, HM
2022	Christo Lamprecht, HM; Bartley Forrester, HM
2023	Christo Lamprecht, 1st; Ross Steelman, 2nd; Connor Howe, HM
2024	Christo Lamprecht, 1st; Hiroshi Tai, 1st
2025	Hiroshi Tai, HM

GOLFWEEK ALL-AMERICANS BY YEAR

Golfweek magazine began selecting an All-America team in 2007

2007	Roberto Castro, 2nd; Cameron Tringale, 2nd
2008	Chesson Hadley, 1st; Cameron Tringale, HM
2009	Cameron Tringale, 1st
2010	John-Tyler Griffin, 3rd
2011	Kyle Scott, 1st; James White, 1st; John-Tyler Griffin, 2nd
2012	James White, 3rd; Anders Albertson, HM
2013	Anders Albertson, 3rd; Ollie Schniederjans, 3rd
2014	Ollie Schniederjans, 1st; Seth Reeves, 2nd
2015	Ollie Schniederjans, 1st; Anders Albertson, HM
2019	Andy Ogletree, 3rd; Luke Schniederjans, 3rd
2020	Andy Ogletree, 2nd
2022	Christo Lamprecht, 3rd
2023	Christo Lamprecht, 1st; Ross Steelman, 1st; Connor Howe, HM
2024	Christo Lamprecht, 1st; Hiroshi Tai, 2nd

GCAA FRESHMAN ALL-AMERICANS

Golf Coaches Association of America chooses a five-man team

2018	Noah Norton

NATIONAL CHAMPIONS

HIROSHI TAI

NCAA Champion in 2024

After winning two tournaments as a freshman, Hiroshi Tai didn't qualify for the team's first tournament in the fall of 2023. But he was in the lineup for every event after, logging three top-10 finishes and six other top-20s, but no wins before teeing it up at the Omni LaCosta Resort and Spa in Carlsbad, Calif.

The native of Singapore who lived in the Orlando, Fla., area from middle school on, served notice in the first round by carding a 5-under-par 67 to take the lead. Though he followed that with a 77 in the second round, he still stood tied for seventh, and moved into a tie for fourth with a bogey-free 70 in the third round.

Tai began the fourth round just three strokes off the lead and continued to play mistake-free golf through the first 16 holes, extending a bogey-free streak to 36 holes and leading the championship by two shots (-6) when he came to the par-3 8th hole (Tech started on the 10th hole for round 4). A mis-hit tee shot left him with an awkward bunker shot for his second, which he blasted over the green. He put his third stroke in a greenside bunker and wound up with a triple-bogey 6, leaving him one stroke behind.

A gutty up-and-down par at the last left Tai at 3-under-par 285, and he waited nearly two hours as the other leaders played the back nine at LaCosta. One by one, those players, including some of the nation's top players that year, fell back on the North Course's tough finishing holes, and none were able to catch him at the end.

Tai became Tech's fourth national collegiate champion and earned first-team All-America honors for the first time in his career. The win also earned him invitations to the 2024 U.S. Open and the 2025 Masters, which were now offering spots to the NCAA Champion.

TROY MATTESON

NCAA Champion in 2002



Troy Matteson capped an outstanding junior season by winning the biggest tournament of the year, the NCAA Championship in Columbus, Ohio. The victory was his fourth of the year and marked the first time since 1934 that a Yellow Jacket was crowned National Collegiate Champion.

Matteson's run to the title began inauspiciously as he opened with a 2-over-par score of 73 to stand tied for 88th place, seven shots off the tournament lead. That would change quickly, as he found his scoring groove over the next 54 holes of play.

Day two saw the first significant move, as Matteson carded a 5-under-par round of 66 to move into a tie for 12th place at 73-66—139. The steady play continued over the final two rounds, as Matteson finished with sub-par rounds of 70 and 67 respectively to take over the individual lead as the final round came to an end.

His NCAA title tied him for most tournament wins in one year with David Duval, along with being the third time in school history that a Yellow Jacket had been the individual national champion.

For his efforts, Matteson was named the recipient of the Arnold Palmer National Player of the Year award and earned first-team All-America honors for the first time in his career.

CHARLIE YATES

National Collegiate Champion in 1934

Yates, who won the British Amateur in 1938 and the Western Amateur in 1935, won the Georgia state championship in 1931 and 1935, advanced to the second round of match play in the U.S. Amateur and was the low amateur in the first Masters tournament in 1934.

He culminated a fine college career by winning the 1934 National Collegiate Championship in Cleveland, Ohio, joining Watts Gunn as the only two Tech golfers ever to do so. Yates is one of eight Yellow Jackets to have competed in the Walker Cup, as he was a team member in both 1936 and 1938, compiling a 3-0-1 record in those matches. In 1953, he was named the captain of the Walker Cup team and was an honorary captain in 1985

Yates played in the first 11 Masters tournaments, five times finishing as low amateur and three times finishing in the top 24.

He was inducted into the Georgia Tech Hall of Fame in 1959 and an award named in his honor has been given annually to the member of the Yellow Jacket golf team displaying the most outstanding academic achievement.

WATTS GUNN

National Collegiate Champion in 1927

The Rambling Wreck and the name of Watts Gunn rose to supreme heights in 1927.

Becoming the first Georgia Tech golfer to win the National Collegiate Championship, Gunn shot a total of 302 over the 72-hole event at the Garden City Country Club to win the medal competition. He went on to dispatch Walker Cup teammate Roland McKenzie, 10-9, to win the individual title, and his 69 in the final round broke the course record. He also helped Tech win the Southern Intercollegiate title the same year.

Along with winning the collegiate championship, Gunn was a two-time U.S. Walker Cup team member, joining the squad in both 1926 and 1928. In those two events, he compiled a combined 4-0 record, posting a pair of victories in each.

Gunn was inducted into the Georgia Tech Hall of Fame in 1961. The annual Yellow Jacket men's golf team award for the season's most improved player is named in Gunn's honor.

NATIONAL HONORS

NATIONAL PLAYERS OF THE YEAR

Fred Haskins Award

Voted upon by coaches, players and media, given by the Fred Haskins Commission in Columbus, Ga.

1993 David Duval
1995 Stewart Cink
1998 Matt Kuchar
2001 Bryce Molder

Jack Nicklaus Award

Given by the Golf Coaches Association of America

1993 David Duval
1995 Stewart Cink
1998 Bryce Molder
2001 Bryce Molder

Golfweek Player of the Year

Given by Golfweek magazine

1998 Bryce Molder (co-winner)
2001 Bryce Molder

Dave Williams Award

National player of the year

1993 David Duval
1995 Stewart Cink
2000 Matt Kuchar
2001 Bryce Molder

Arnold Palmer Award

Given by the GCAA to the NCAA champion

2002 Troy Matteson

Byron Nelson Award

Given by the GCAA to the nation's outstanding senior golfer

2003 Troy Matteson
2007 Roberto Castro
2012 James White
2015 Anders Albertson

GCAA ALL-AMERICA SCHOLARS

All-America Scholars are selected by the Golf Coaches Association of America from players who are juniors and seniors academically, hold a grade-point average of 3.2 or higher, play in a minimum of 75 percent of their team's events and have a stroke average of 76 or lower.

1990 Tom Shaw
1991 Tom Shaw
2000 Bryce Molder
2001 Kris Mikkelsen, Bryce Molder
2002 Kris Mikkelsen, Troy Matteson
2003 Troy Matteson
2004 Chan Song, Nicholas Thompson
2005 Mike Barbosa, Chan Song, Nicholas Thompson
2006 Mike Barbosa, Roberto Castro, Kevin Larsen
2007 Roberto Castro, Kevin Larsen
2008 David Dragoo, Taylor Hall, Cameron Tringale
2009 David Dragoo, Cameron Tringale
2011 James White
2012 James White
2013 Bo Andrews
2014 Anders Albertson, Bo Andrews, Seth Reeves, Ollie Schniederjans
2015 Anders Albertson, Drew Czuchry, Ollie Schniederjans
2016 Michael Hines, Vincent Whaley
2017 James Clark, Chris Petefish, Vincent Whaley
2018 Chris Petefish
2019 James Clark, Tyler Strafaci
2020 Tyler Strafaci
2021 Bartley Forrester
2022 Bartley Forrester, Christo Lamprecht, Ross Steelman
2023 Bartley Forrester, Christo Lamprecht, Ross Steelman
2024 Bartley Forrester, Christo Lamprecht, Hiroshi Tai
2025 Kale Fontenot, Carson Kim, Hiroshi Tai

NCAA TODAY'S TOP VIII AWARD

The NCAA honors eight student-athletes each year out of nominees from every sport, recognizing those who excel in their sport, in the classroom, and exhibit high character, leadership and service to others.

Roberto Castro (bottom), who graduated in 2007 with high honor in Industrial Engineering and won the Byron Nelson Award as a senior, and Bryce Molder (below), who won four national player of the year honors in 2001, are the only two men's golfers ever to win the prestigious NCAA Today's Top VIII Award.

HISTORY

ALL-CONFERENCE PERFORMERS

Bob McDonnell (left), Bill McDonald (center) and Nacho Gervas not only were Tech's first All-Atlantic Coast Conference performers in golf, they led the Yellow Jackets to their first ACC title in 1985.

ACC Player of the Year

1992	David Duval
1993	David Duval
1995	Stewart Cink
1998	Matt Kuchar
1999	Bryce Molder
2000	Bryce Molder
2001	Bryce Molder
2014	Ollie Schniederjans
2015	Ollie Schniederjans
2024	Christo Lamprecht

ACC Rookie of the Year

1997	Matt Kuchar
1998	Bryce Molder
2002	Chan Song
2004	Roberto Castro
2006	Cameron Tringale
2018	Noah Norton
2025	Albert Hansson

ACC Coach of the Year

1984	Puggy Blackmon
1985	Puggy Blackmon
1992	Puggy Blackmon
1993	Puggy Blackmon
1999	Bruce Heppler
2001	Bruce Heppler
2002	Bruce Heppler
2006	Bruce Heppler
2009	Bruce Heppler
2011	Bruce Heppler
2012	Bruce Heppler
2014	Bruce Heppler
2018	Bruce Heppler
2019	Bruce Heppler

All-Atlantic Coast Conference

1985	Nacho Gervas, Bill McDonald, Bob McDonnell
1986	Nacho Gervas
1987	Jay Nichols
1988	Charlie Rymer
1989	Charlie Rymer
1990	David Duval
1991	David Duval
1992	David Duval, Jimmy Johnston
1993	Stewart Cink , David Duval
1994	Stewart Cink , Mikko Rantanen
1995	Stewart Cink, Jason Walters
1997	Matt Kuchar
1998	Matt Kuchar, Bryce Molder
1999	Carlton Forrester, Matt Kuchar, Bryce Molder
2000	Matt Kuchar, Bryce Molder
2001	Troy Matteson, Bryce Molder
2002	Troy Matteson, Kris Mikkelsen, Matt Weibring
2003	Troy Matteson, Nicholas Thompson
2004	Roberto Castro, Chan Song, Nicholas Thompson
2005	Mike Barbosa, Roberto Castro, Chan Song, Nicholas Thompson
2006	Roberto Castro, Kevin Larsen, Cameron Tringale
2007	Roberto Castro, Cameron Tringale
2008	Chesson Hadley, Cameron Tringale
2009	Cameron Tringale
2010	John-Tyler Griffin, Chesson Hadley, James White
2011	John-Tyler Griffin, Paul Haley, Kyle Scott, James White
2012	Anders Albertson, Bo Andrews, James White
2013	Anders Albertson, Ollie Schniederjans
2014	Anders Albertson, Seth Reeves, Ollie Schniederjans
2015	Anders Albertson, Ollie Schniederjans
2017	James Clark, Luke Schniederjans
2018	Noah Norton, Chris Petefish, Luke Schniederjans, Tyler Strafaci
2019	Noah Norton, Andy Ogletree, Luke Schniederjans, Tyler Strafaci
2020	*no team selected after spring season cancelled*
2021	Noah Norton, Andy Ogletree, Luke Schniederjans, Tyler Strafaci
2022	Bartley Forrester, Connor Howe, Christo Lamprecht
2023	Connor Howe, Christo Lamprecht; Ross Steelman
2024	Christo Lamprecht
2025	Benjamin Reuter

All-Southeastern Conference

1948	Albert Swann

Academic All-ACC Golf Team

2006	Mike Barbosa, Roberto Castro, Taylor Hall, Kevin Larsen
2007	Roberto Castro, Taylor Hall, Kevin Larsen, Cameron Tringale
2008	David Dragoo, Taylor Hall, Cameron Tringale
2009	David Dragoo, Cameron Tringale, James White
2010	Bo Andrews, Kyle Scott, James White
2011	James White (ACC Scholar-Athlete of the Year)
2012	James White (ACC Scholar-Athlete of the Year), Anders Albertson, Bo Andrews, Ollie Schniederjans, Richy Werenski
2013	Anders Albertson, Bo Andrews, Seth Reeves, Ollie Schniederjans, Richy Werenski,
2014	Ollie Schniederjans (ACC Scholar-Athlete of the Year), Anders Albertson, Bo Andrews, Seth Reeves, Richy Werenski
2015	Anders Albertson (ACC Scholar-Athlete of the Year), James Clark, Chris Petefish, Ollie Schniederjans, Vincent Whaley
2016	Chris Petefish, Vincent Whaley
2017	James Clark, Chris Petefish, Vincent Whaley
2018	Noah Norton, Tyler Strafaci
2019	Tyler Strafaci
2021	Connor Howe
2022	Bartley Forrester, Christo Lamprecht
2023	Connor Howe (ACC Co-Scholar-Athlete of the Year), Bartley Forrester, Hiroshi Tai
2024	Christo Lamprecht (ACC Scholar-Athlete of the Year), Kale Fontenot, Bartley Forrester, Carson Kim, Hiroshi Tai, Aidan Tran
2025	Kale Fontenot, Albert Hansson, Carson Kim, Hiroshi Tai, Aidan Tran

In 2005-06, the ACC began voting on an academic all-conference team in every sport. Honorees must achieve a minimum 3.2 grade-point average and be a front-line participant in his or her sport. No team chosen in 2020.

ACC Academic Honor Roll

1980	Thomas Moody, Rick Riddle, Robert Muir
1981	David Deiters, Chris Handy, Joe Lowery, John Peay, Rick Riddle
1983	Frank Harbist
1984	Peter Davison, Frank Harbist, Bob McDonnell, Lenny Nash
1985	Frank Harbist, Lenny Nash, Jay Nichols, Charlie Thomas
1987	Chris Cupit
1988	Chris Cupit, Alan Rosen, Tom Shaw
1989	Mark Lofye, Tom Shaw
1990	Tom Shaw
1992	Carlos Beautell, Stewart Cink
1993	Stewart Cink, Tommy Johnston
1994	Brad Carroll, Sam Hulsey, Brian Newton, Lance Stover
1995	Rob Anderson, Brad Carroll, Brian Newton, Lance Stover
1996	Rob Anderson, Brad Carroll, Mauricio Muniz, Brian Newton
1997	Matt Kuchar, Wes Latimer, Mauricio Muniz, Brian Newton
1998	Chip Brown, Bryce Molder, Mauricio Muniz, Brian Newton
1999	Chip Brown, Adam Cranford, Carlton Forrester, Wes Latimer, Troy Matteson, Kris Mikkelsen, Bryce Molder
2000	Chip Brown, Adam Cranford, Carlton Forrester, Matt Kuchar, Troy Matteson, Kris Mikkelsen, Bryce Molder
2001	Chip Brown, Adam Cranford, Troy Matteson, Kris Mikkelsen, Bryce Molder, Matt Weibring
2002	Mike Barbosa, Adam Cranford, Kris Mikkelsen, Chan Song, Nicholas Thompson
2003	Mike Barbosa, Adam Cranford, Thomas Jordan, Chan Song, Nicholas Thompson
2004	Mike Barbosa, Roberto Castro, Kevin Larsen, Chan Song, Nicholas Thompson
2005	Mike Barbosa, Roberto Castro, Adam Cohan, David Dragoo, Taylor Hall, Thomas Jordan, Chan Song
2006	Mike Barbosa, Roberto Castro, Adam Cohan, David Dragoo, Taylor Hall, Thomas Jordan, Kevin Larsen
2007	Daniel Bowden, Roberto Castro, Adam Cohan, David Dragoo, Taylor Hall, Kevin Larsen, Cameron Tringale
2008	Daniel Bowden, Adam Cohan, David Dragoo, Taylor Hall, William Miller, Cameron Tringale
2009	Adam Cohan, David Dragoo, John-Tyler Griffin, Taylor Hall, William Miller, Cameron Tringale, Minghao Wang, James White
2010	Bo Andrews, Paul Haley, William Miller, Seth Reeves, Kyle Scott, Minghao Wang, James White
2011	Anders Albertson, Bo Andrews, Paul Haley, John-Tyler Griffin, William Miller, Ollie Schniederjans, Minghao Wang, James White
2012	Anders Albertson, Bo Andrews, Drew Czuchry, William Miller, Seth Reeves, Ollie Schniederjans, Minghao Wang, Richy Werenski, James White
2013	Anders Albertson, Bo Andrews, Drew Czuchry, Seth Reeves, Ollie Schniederjans, Minghao Wang, Richy Werenski
2014	Anders Albertson, Bo Andrews, Drew Czuchry, Michael Hines, Seth Reeves, Ollie Schniederjans, Vincent Whaley
2015	Anders Albertson, James Clark, Drew Czuchry, Michael Hines, Chris Petefish, Ollie Schniederjans, Vincent Whaley
2016	James Clark, Michael Hines, Tyler Joiner, Chris Petefish, Anton Serafini, Vincent Whaley
2017	Michael Hines, Tyler Joiner, Chris Petefish, Vincent Whaley
2018	James Clark, Jacob Joiner, Tyler Joiner, Noah Norton, Tyler Strafaci
2019	James Clark, Bartley Forrester, Anton Serafini, Tyler Strafaci
2020	Adam Bratton, Connor Howe, Andy Mao, Noah Norton, Anton Serafini, Tyler Strafaci
2021	Adam Bratton, Bartley Forrester, Connor Howe, Aidan Kramer, Christo Lamprecht, Andy Mao, Ben Smith
2022	Adam Bratton, Bartley Forrester, Christo Lamprecht, Andy Mao, Ben Smith, Hiroshi Tai
2023	Adam Bratton, Bartley Forrester, Connor Howe, Aidan Kramer, Christo Lamprecht, Andy Mao, Brady Rackley IV, Hiroshi Tai, Aidan Tran
2024	Adam Bratton, Kale Fontenot, Bartley Forrester, Carson Kim, Christo Lamprecht, Andy Mao, Brady Rackley IV, Benjamin Reuter, Hiroshi Tai, Aidan Tran

The ACC Academic Honor Roll is compiled following the conclusion of each academic year, recognizing student-athletes in all sports who posted a grade-point average of 3.0 for the entire academic year, with no minimum placed on playing time.

NATIONAL AND INTERNATIONAL CHAMPIONS

Georgia Tech has four U.S. Amateur Champions - Bobby Jones won five titles between 1924 and 1930, winning the Grand Slam of Golf in 1930. Matt Kuchar (right) won in 1997, with Andy Ogletree (above right) and Tyler Strafaci winning back-to-back in 2019 and 2020.



LARRY MIZE
1987 Masters Champion

STEWART CINK
2009 Open Champion



DAVID DUVAL
2001 Open Champion

HISTORY

USGA CHAMPIONS

Year	Champion	Event/Site	Result/Score
1923	Bobby Jones	U.S. Open, Inwood Country Club, Inwood, N.Y.	71-73-76-78=296 (+8)
1924	Bobby Jones	U.S. Amateur, Merion Cricket Club, Ardmore, Pa.	Defeated George Von Elm, 9 and 8
1925	Bobby Jones	U.S. Amateur, Oakmont (Pa.) Country Club	Defeated Watts Gunn, 8 and 7
1926	Bobby Jones	U.S. Open, Scioto Country Club, Columbus, Ohio	70-79-71-73=293 (+5)
1927	Bobby Jones	U.S. Amateur, Minikahda Club, Minneapolis, Minn.	Defeated Charles Evans, Jr., 8 and 7
1928	Bobby Jones	U.S. Amateur, Brae Burn C.C., West Newton, Mass.	Defeated T. Phillip Perkins, 10 and 9
1929	Bobby Jones	U.S. Open, Winged Foot G.C., Mamaroneck, N.Y.	69-75-71-79=294 (+6)
1930	Bobby Jones	U.S. Open, Interlachen C.C., Minneapolis, Minn.	71-73-68-75=287 (-1)
1930	Bobby Jones	U.S. Amateur, Merion Cricket Club, Ardmore, Pa.	Defeated Eugene V. Homans, 8 and 7
1958	Gordon "Buddy" Baker	U.S. Junior Amateur, Univ. of Minnesota Golf Club, St. Paul, Minn.	Defeated R. Douglas Lindsay, 2 and 1
1985	Charlie Rymer	U.S. Junior Amateur, Brookfield Country Club, Clarence, N.Y.	Defeated Greg Lesher, 19 holes
1989	David Duval	U.S. Junior Amateur, Singing Hills G&CC, El Cajon, Calif.	Defeated Austin Maki, 1-up
1997	Matt Kuchar	U.S. Amateur, Cog Hill Golf and CC, Lemont, Ill.	Defeated Joel Kribel, 2 and 1
1999	Bill Ploeger	U.S. Senior Amateur, Portland (Ore.) Golf Club	Defeated Gary Menzel, 3 and 2
2019	Andy Ogletree	U.S. Amateur, Pinehurst Resort & Country Club, Pinehurst, N.C.	Defeated John Augenstein, 2 and 1
2020	Tyler Strafaci	U.S. Amateur, Bandon Dunes Resort, Bandon, Ore.	Defeated Charles Osborne, 1-up

ROYAL AND ANCIENT CHAMPIONS

1926	Bobby Jones, British Open, Royal Lytham and St. Anne's, Southport, England
1927	Bobby Jones, British Open, Old Course, St. Andrews, Scotland
1930	Bobby Jones, British Open, Royal Liverpool Golf Club, Hoylake, England
1930	Bobby Jones, British Amateur, Old Course, St. Andrews, Scotland Defeated Roger Wethered, 7 and 6
1938	Charlie Yates, British Amateur, Royal Troon, Troon, Scotland
2001	David Duval, British Open, Royal Lytham and St. Anne's, Southport, England
2009	Stewart Cink, British Open, Turnberry, Ayrshire, Scotland
2023	Christo Lamprecht, British Amateur, Southport, England

PROFESSIONAL GOLF CHAMPIONS

Two Georgia Tech alumni won on the PGA Tour in 2020-21: Richy Werenski (left) captured his first PGA Tour title at the Barracuda Championship, and Stewart Cink won his seventh and eighth titles at the Safeway Open. and the RBC Heritage.

PGA TOUR CHAMPIONS

1969	Bunky Henry	National Airlines Open
1983	Larry Mize	Danny Thomas Memphis Classic
1987	Larry Mize	The Masters Tournament
1993	Larry Mize	Northern Telecom Open
1993	Larry Mize	Buick Open
1997	Stewart Cink	Canon Greater Hartford Open
1997	David Duval	Michelob Championship at Kingsmill
1997	David Duval	Walt Disney World/Oldsmobile Classic
1997	David Duval	The Tour Championship
1998	David Duval	Tucson Chrysler Classic
1998	David Duval	Shell Houston Open
1998	David Duval	NEC World Series of Golf
1998	David Duval	Michelob Championship at Kingsmill
1999	David Duval	Mercedes Championships
1999	David Duval	Bob Hope Chrysler Championship
1999	David Duval	The Players Championship
1999	David Duval	Bellsouth Classic
2000	David Duval	Buick Challenge
2000	Stewart Cink	MCI Classic
2000	Michael Clark II	John Deere Classic
2002	Matt Kuchar	Honda Classic
2004	Stewart Cink	MCI Heritage
2004	Stewart Cink	WGC-NEC Invitational
2006	Troy Matteson	Frys.com Open
2008	Stewart Cink	Travelers Championship
2009	Troy Matteson	Frys.com Open
2009	Matt Kuchar	Turning Stone Resort Championship
2010	Matt Kuchar	The Barclays
2011	Bryce Molder	Frys.com Open
2012	Matt Kuchar	The Players Championship
2013	Matt Kuchar	Accenture World Match Play Championship
2013	Matt Kuchar	The Memorial Tournament
2014	Chesson Hadley	Puerto Rico Open
2014	Matt Kuchar	RBC Heritage
2018	Matt Kuchar	Mayakoba Golf Classic
2019	Matt Kuchar	Sony Open at Hawai'i
2020	Richy Werenski	Barracuda Championship
2020	Stewart Cink	Safeway Open
2021	Stewart Cink	RBC Heritage

KORN FERRY TOUR CHAMPIONS

1993	David Duval	Wichita Open
1993	David Duval	Nike Tour Championship
1994	Charlie Rymer	South Carolina Classic
1996	Stewart Cink	Ozarks Open
1996	Stewart Cink	Colorado Classic
1996	Michael Clark II	Olympia Open
1996	Stewart Cink	Nike Tour Championship
1998	Michael Clark II	Hershey Open
2000	Tripp Isenhour	Mississippi Gulf Coast Open
2000	Briny Baird	Monterrey Open
2003	Tripp Isenhour	BMW Charity Pro-Am at The Cliffs
2005	Troy Matteson	Virginia Beach Open
2005	Troy Matteson	Mark Christopher Charity Classic
2006	Tripp Isenhour	Movistar Panama Championship
2006	Tripp Isenhour	Livermore Valley Wine Country Championship
2006	Matt Kuchar	Henrico Open
2006	Bryce Molder	Miccosukee Championship
2012	Paul Haley II	Chile Classic
2013	Chesson Hadley	Rex Hospital Open
2013	Chesson Hadley	Web.com Tour Championship
2016	Richy Werenski	BMW Charity Pro-Am
2016	Ollie Schniederjans	Air Capital Classic
2017	Chesson Hadley	LECOM Health Challenge
2017	Chesson Hadley	Albertsons Boise Open
2018	Anders Albertson	Lincoln Land Championship
2020	Seth Reeves	Pinnacle Bank Championship
2022	Anders Albertson	Visit Knoxville Open
2022	Paul Haley II	Memorial Health Championship

Note: Tour has gone by many title sponsor names - Ben Hogan Tour (1990-92), Nike Tour (1993-99), Buy.com Tour (2000-02), Nationwide Tour (2003-12) and Web.com Tour (2012-19)

ALL-TIME MAJOR AMATEUR CHAMPIONSHIPS

BARTLEY FORRESTER
2022 Monroe Invitational Champion



AIDAN KRAMER
2022 Rice Planters Amateur Champion

CONNOR HOWE
2021 Patriot All-America Invitational Champion

2022	Ross Steelman	Western Amateur (*stroke play medalist), Highland Park, Ill.
2022	Andy Mao	Southeastern Amateur, Columbus, Ga.
2022	Bartley Forrester	Monroe Invitational, Pittsford, N.Y.
2022	Aidan Kramer	Rice Planters Amateur, Mt. Pleasant, S.C.
2021	Connor Howe	Patriot All-America Invitational, Litchfield Park, Ariz.
2020	Tyler Strafaci	U.S. Amateur Championship, Bandon, Ore.
2020	Connor Howe	Southeastern Amateur, Columbus, Ga.
2020	Luke Schniederjans	Georgia Amateur Championship, Johns Creek, Ga.
2020	Tyler Strafaci	Palmetto Amateur, Aiken, S.C.
2020	Tyler Strafaci	North & South Amateur, Pinehurst, N.C.
2019	Noah Norton	Patriot All-America Invitational, Litchfield Park, Ariz.
2019	Andy Ogletree	Monroe Invitational, Pittsford, N.Y.
2019	Ben Smith	Michigan Amateur, Oakland Hills, Mich.
2019	Noah Norton	The Patriot All-America, Litchfield Park, Ariz.
2018	Connor Howe	Trusted Choice Big "I" National Championship, Daniel Island Club, S.C.
2017	Chris Petefish	Azalea Invitational, Charleston, S.C.
2016	Andy Ogletree	Cardinal Amateur, Greensboro, N.C.
2015	James Clark	Eastern Amateur, Portsmouth, Va.
2013	Seth Reeves	Southeastern Amateur, Columbus, Ga.
2012	Richy Werenski	Porter Cup, Lewiston, N.Y.
2011	Seth Reeves	Southeastern Amateur, Columbus, Ga.
2006	Carlton Forrester	Northeast Amateur, Rumford, R.I.
2005	Nicholas Thompson	Jones Cup Invitational, Sea Island, Ga.
1999	Bill Ploeger	U.S. Senior Amateur, Portland, Ore.
1997	Matt Kuchar	U.S. Amateur Championship, Lemont, Ill.
1997	Matt Kuchar	Terra Cotta Invitational, Naples, Fla.
1993	Stewart Cink	Rice Planters Amateur, Mt. Pleasant, S.C.
1992	David Duval	Northeast Amateur, Rumford, R.I.
1992	David Duval	Porter Cup, Lewiston, N.Y.
1989	David Duval	U.S. Junior Amateur, El Cajon, Calif.
1987	Jay Nichols	Eastern Amateur, Portsmouth, Va.
1987	Nacho Gervas	Rice Planters Amateur, Mt. Pleasant, S.C.
1985	Charlie Rymer	U.S. Junior Amateur, Clarence, N.Y.
1985	John Peay	Tennessee State Amateur, Kingsport, Tenn.
1966	Charlie Harrison	Dogwood Invitational, Atlanta, Ga.
1964	Bunky Henry	Georgia Amateur Championship, Athens, Ga.
1962	Bunky Henry	Southern Amateur, Ormond Beach, Fla.
1959	Charlie Harrison	Georgia Amateur Championship, Savannah, Ga.
1958	Gordon "Buddy" Baker	U.S. Junior Amateur, St. Paul, Minn.
1955	Charlie Harrison	Southern Amateur, Linville, N.C.
1955	Tommy Barnes	Dogwood Invitational, Atlanta, Ga.
1955	William "Dynamite" Goodloe	Georgia Amateur Championship, Valdosta, Ga.
1954	William "Dynamite" Goodloe	Georgia Amateur Championship, Savannah, Ga.
1951	Tommy Barnes	Dogwood Invitational, Atlanta, Ga.
1949	Tommy Barnes	Southern Amateur, Asheville, N.C.
1949	Tommy Barnes	Dogwood Invitational, Atlanta, Ga.
1948	Tommy Barnes	Dogwood Invitational, Atlanta, Ga.
1947	Tommy Barnes	Southern Amateur, Louisville, Ky.
1946	Tommy Barnes	Southeastern Amateur, Columbus, Ga.
1941	Tommy Barnes	Dogwood Invitational, Atlanta, Ga.
1941	Tommy Barnes	Georgia Amateur Championship, Atlanta, Ga. (East Lake Golf Club)
1938	Tommy Barnes	Southeastern Amateur, Columbus, Ga.
1938	Charlie Yates	British Amateur, Troon, Scotland
1937	Charlie Yates	Western Amateur (*stroke play medalist), Los Angeles, Calif.
1936	Bill Eager	Southeastern Amateur, Columbus, Ga.
1935	Charlie Yates	Western Amateur, Colorado Springs, Colo.
1934	Stanley Holditch	Southeastern Amateur, Columbus, Ga.
1932	Charlie Yates	Georgia Amateur Championship, Atlanta, Ga. (Capital City Club)
1931	Charlie Yates	Georgia Amateur Championship, St. Simons Island, Ga.
1930	Bobby Jones	U.S. Amateur Championship, Ardmore, Pa.
1930	Bobby Jones	British Amateur, St. Andrews, Scotland
1928	Watts Gunn	Southern Amateur, Dallas, Texas
1928	Bobby Jones	U.S. Amateur Championship, West Newton, Miss.
1927	Bobby Jones	U.S. Amateur Championship, Minneapolis, Minn.
1927	Watts Gunn	Georgia Amateur Championship, Savannah, Ga.
1925	Bobby Jones	U.S. Amateur Championship, Oakmont, Pa.
1924	Bobby Jones	U.S. Amateur Championship, Ardmore, Pa.
1924	Watts Gunn	Southeastern Amateur, Columbus, Ga.
1923	Perry Adair	Southern Amateur, Birmingham, Ala.
1923	Watts Gunn	Georgia Amateur Championship, Macon, Ga.
1922	Bobby Jones	Southern Amateur, Atlanta, Ga. (East Lake Golf Club)
1922	Perry Adair	Georgia Amateur Championship, Atlanta, Ga. (Druid Hills Golf Club)
1921	Perry Adair	Southern Amateur, Nashville, Tenn.
1920	Bobby Jones	Southern Amateur, Chattanooga, Tenn.
1917	Bobby Jones	Southern Amateur, Birmingham, Ala.
1916	Bobby Jones	Georgia Amateur Championship, Atlanta, Ga. (Capital City Club)

INTERNATIONAL COMPETITION

Georgia Tech players have been integral parts of United States teams in international competitions on both the amateur and professional levels.

Stewart Cink and Matt Kuchar (top left) both played for the United States in the 2010 Ryder Cup in Newport, Wales. Cink competed in five Ryder Cups for the U.S., including the victorious 2002 team with David Duval (left). Kuchar competed in four and also earned a bronze medal on the 2016 Olympic Games golf competition in Rio de Janeiro, Brazil.

Kuchar and Bryce Molder, pictured together during the 1999 Walker Cup below, combined to participate in eight Walker and Palmer Cup matches for the United States. Cameron Tringale competed for the Team USA in the 2009 Walker Cup, while Andy Ogletree (bottom right) played in the 2019 Walker Cup after winning the U.S. Amateur championship.



RYDER CUP

1987 - Larry Mize
1999 - David Duval
2002 - Stewart Cink, David Duval
2004 - Stewart Cink
2006 - Stewart Cink
2008 - Stewart Cink
2010 - Matt Kuchar, Stewart Cink
2012 - Matt Kuchar
2014 - Matt Kuchar
2016 - Matt Kuchar
2018 - David Duval, Matt Kuchar (vice captains)
2023 - Stewart Cink (vice captain)

PRESIDENTS CUP

1998 - David Duval
2000 - Stewart Cink, David Duval
2005 - Stewart Cink
2007 - Stewart Cink
2009 - Stewart Cink
2011 - Matt Kuchar
2013 - Matt Kuchar
2015 - Matt Kuchar
2017 - Matt Kuchar
2019 - Matt Kuchar
2024 - Stewart Cink (vice captain)

OLYMPIC GAMES

2016 - Matt Kuchar (bronze medalist)

WORLD CUP

2000, '01 - David Duval
2005, '06 - Stewart Cink
2011, '13, '18 - Matt Kuchar

WALKER CUP

1922, '24, '26, '28, '30 - Bobby Jones
1926, '28 - Watts Gunn
1936, '38 - Charlie Yates
1991 - David Duval
1999 - Matt Kuchar, Bryce Molder
2001 - Bryce Molder
2005 - Nicholas Thompson
2009 - Cameron Tringale
2019 - Andy Ogletree
2021 - Tyler Strafaci

WORLD AMATEUR TEAM CHAMPIONSHIP

1990, '92 - David Duval (USA)
1998 - Matt Kuchar (USA)
2000 - Bryce Molder (USA)
1994, '96, '98, '08 - Mauricio Muniz (Puerto Rico)
2010, '12 - Minghao Wang (China)
2022 - Christo Lamprecht (South Africa), Benjamin Reuter (Netherlands), Hiroshi Tai (Singapore)
2023 - Christo Lamprecht (South Africa), Hiroshi Tai (Singapore)

SPIRIT INTERNATIONAL

2019 - Andy Ogletree (USA)
2021 - Christo Lamprecht (South Africa)

PALMER CUP

1998 - Matt Kuchar, Bryce Molder (USA)
1999 - Matt Kuchar, Bryce Molder (USA)
2001 - Bryce Molder (USA)
2003 - Bruce Heppler/head coach (USA)
2005 - Roberto Castro (USA)
2006 - Roberto Castro, Kevin Larsen (USA)
2008 - Chesson Hadley (USA)
2009 - Cameron Tringale (USA)
2012 - James White (USA)
2014 - Ollie Schniederjans (USA)
2015 - Anders Albertson, Ollie Schniederjans. Bruce Heppler/HC (USA)
2020 - Andy Ogletree (USA)*
2022 - Christo Lamprecht (International)
2023 - Christo Lamprecht (International)
**selected but did not compete*

USA-JAPAN MATCHES

1999 - Carlton Forrester
2002 - Kris Mikkelsen

USA-CHINA FRIENDSHIP CUP

2006 - Cameron Tringale

GEORGIA TECH TEAM AWARDS

Georgia Golf Hall of Fame Members

Member	Inducted
Member	Inducted
Perry Adair	1989
Tommy Barnes	1989
Stewart Cink	2017
William "Dynamite" Goodloe	2009
Watts Gunn	1989
Bruce Heppler	2022
Charles Harrison	1992
Urban "Bunky" Henry	2008
Robert T. "Bob" Jones	1989
Larry Mize	1991
Bill Ploeger	2001
Albert "Duck" Swann	2013
Charles Yates	1989
Dan Yates	1996

Georgia Tech Sports Hall of Fame Members

Name	Inducted
Perry Adair	1973
Anders Albertson	2025
Tommy Barnes	1960
Puggy Blackmon (coach)	2008
Roberto Castro	2017
Stewart Cink	2005
James R. Cleveland	1981
Charles Dannals, Jr.	1986
H.E. Dennison (coach)	1970
David Duval	2003
Bill Eager, Jr.	1979
Carlton Forrester	2012
Nacho Gervas	1997
Watts Gunn	1961
Chesson Hadley	2020
Paul Haley II	2024
Charles Harrison	1962
George W. (Bunky) Henry	1984
George D. Johnson, Jr.	1989
Robert Tyre (Bobby) Jones	1958
Matt Kuchar	2010
Troy Matteson	2013
Bill McDonald	1995
Bob McDonnell	1993
Kris Mikkelsen	2015
Larry Mize	1992
Bryce Molder	2011
Berrien Moore	1956
Jay Nichols	2001
Tommy Plaxico (coach)	1993
William D. (Bill) Ploeger	2001
Frank M. Ridley, Jr.	1956
John H. Ridley	1972
Charlie Rymer	2000
Ollie Schniederjans	2025
Chan Song	2018
Albert Swann	1964
Nicholas Thompson	2016
Cameron Tringale	2019
Ewing G. Watkins	1974
Matt Weibring	2025
James White	2023
Charles R. Yates	1959
Daniel Yates, Jr.	1984

BOBBY JONES

The greatest amateur golfer, he captured five U.S. Amateur titles, four U.S. Open titles and was undefeated in five Walker Cup matches. He captured golf's only grand slam in 1930.

Robert Tyre Jones Award

(Player of the Year)

1984	Nacho Gervas
1985	Bob McDonnell
1986	Nacho Gervas
1987	Jay Nichols
1988	Bill McDonald, Charlie Rymer
1989	Charlie Rymer
1990	David Duval
1991	David Duval
1992	David Duval
1993	David Duval
1994	Stewart Cink
1995	Stewart Cink
1996	Sam Hulsey
1997	Matt Kuchar
1998	Matt Kuchar, Bryce Molder
1999	Bryce Molder
2000	Matt Kuchar, Bryce Molder
2001	Bryce Molder
2002	Troy Matteson
2003	Troy Matteson
2004	not awarded
2005	Roberto Castro, Nicholas Thompson
2006	Cameron Tringale
2007	Roberto Castro, Cameron Tringale
2008	Chesson Hadley
2009	Cameron Tringale
2010	John-Tyler Griffin
2011	John-Tyler Griffin, James White
2012	James White
2013	Anders Albertson, Ollie Schniederjans
2014	Ollie Schniederjans
2015	Anders Albertson, Ollie Schniederjans
2016	Vincent Whaley
2017	James Clark
2018	Tyler Strafaci
2019	Andy Ogletree, Luke Schniederjans
2020	Andy Ogletree
2021	Christo Lamprecht
2022	Christo Lamprecht
2023	Christo Lamprecht
2024	Christo Lamprecht
2025	Benjamin Reuter

CHARLIE YATES

Yates captured the 1934 National Collegiate Championship and was undefeated in the 1936 and '38 Walker Cups. He also won the British Amateur and the Western Open.

Charles Yates Cup

(Outstanding Academic Achievement)

1984	Peter Davison
1985	Charlie Thomas
1986	Bob McDonnell
1987	Chris Cupit
1988	Chris Cupit
1989	Tripp Isenhour
1990	Tom Shaw
1991	Tom Shaw
1992	Stewart Cink
1993	Stewart Cink
1994	Brian Newton
1995	Brian Newton
1996	Lance Stover
1997	Lance Stover
1998	Wes Latimer
1999	Bryce Molder
2000	Troy Matteson
2001	Kris Mikkelsen
2002	Kris Mikkelsen
2003	Chan Song
2004	Chan Song
2005	Roberto Castro
2006	Roberto Castro
2007	Roberto Castro
2008	Daniel Bowden
2009	John-Tyler Griffin
2010	James White
2011	Bo Andrews
2012	Bo Andrews
2013	Bo Andrews
2014	Bo Andrews
2015	Drew Czuchry
2016	Michael Hines
2017	Michael Hines
2018	Tyler Joiner
2019	James Clark
2020	Tyler Strafaci
2021	Andy Mao
2022	Adam Bratton
2023	Adam Bratton
2024	Aidan Tran
2025	Aidan Tran

WATTS GUNN

Gunn captured the 1927 National Collegiate Championship and was undefeated in the 1926 and '28 Walker Cups.

Watts Gunn Trophy

(Most Improved Player)

1984	Dave Hopson
1985	Jay Nichols
1986	Lenny Nash
1987	Jeff Rich
1988	Tripp Isenhour
1989	Trey Holroyd
1990	Tom Shaw
1991	Chan Reeves
1992	Jimmy Johnston
1993	Carlos Beautell
1994	Mikko Rantenan
1995	Sam Hulsey
1996	Mauricio Muniz
1997	Mike Pearson
1998	Carlton Forrester
1999	Wes Latimer
2000	Matt Weibring
2001	Troy Matteson
2002	Troy Matteson
2003	Adam Cranford
2004	Mike Barbosa
2005	Chan Song
2006	Taylor Hall
2007	Adam Cohan
2008	David Dragoo
2009	Adam Cohan
2010	James White
2011	Kyle Scott
2012	Seth Reeves
2013	Ollie Schniederjans
2014	Seth Reeves
2015	Vincent Whaley
2016	Jacob Joiner
2017	James Clark
2018	Jacob Joiner
2019	Andy Ogletree
2020	Bartley Forrester
2021	Will Dickson
2022	Aidan Kramer
2023	Ross Steelman
2024	Brady Rackley IV
2025	Kale Fontenot

TECH COACHING HISTORY

H.E. DENNISON • 1931-55

A professor of economics and social science, as well as the director of industrial management, H.E. Dennison served as Georgia Tech's first golf coach from 1931-55. He shepherded a program which had already earned success on the national stage when Watts Gunn won the national collegiate championship in 1927. Collegiate golf was strictly a dual match sport in Dennison's time, and Tech went three straight years from 1933-35 without losing a match.

Dennison had the distinction of coaching such standouts as Charlie Yates, the 1934 national collegiate champion, 1938 British Amateur champion and three-time Walker Cup team member, as well as the 1938 Southern Intercollegiate champion Tommy Barnes and 1948 Southeastern Conference champion Albert Swann. He also led the Yellow Jackets to their first NCAA Championship appearance as a team in 1947.



TOMMY PLAXICO • 1956-82

Likeable Tommy Plaxico, a former Georgia Tech star of the cinders in the 1940s, served as the Yellow Jackets' golf coach from January of 1956 until he retired in 1982, an era which saw the landscape of college golf evolve from schools playing dual matches exclusively to playing stroke-play tournaments. Among his players were future PGA Tour star Larry Mize, 1967 NCAA runner-up Bunky Henry and 1999 U.S. Senior Amateur champion Bill Ploeger.

Plaxico, a contemporary of such Tech coaching luminaries as Bobby Dodd, Whack Hyder and Jim Luck, was a regular on the Tech track team for three years and was captain of the 1941 squad. After serving four years as a Navy fighter pilot in World War II, Plaxico returned to campus to receive his degree in industrial management in 1946. He immediately joined the Tech faculty as a member of the Physical Training staff, a capacity in which he served until he retired. Plaxico, also an avid tennis player, served as an assistant track coach for five years and was in charge of Georgia Tech's intramural program.

PUGGY BLACKMON • 1982-95

The arrival of Puggy Blackmon signaled a new era in golf at Georgia Tech, keeping the Yellow Jackets in line with the way college golf was growing. The South Carolina native came from a teaching and professional golf background, and laid the foundation for the stature of the program today. Heavily involved in junior golf, Blackmon immediately began recruiting top junior players, set about raising money for the program and started the booster club which continues to support Tech golf today.

Within three years, he guided the Yellow Jackets to their first Atlantic Coast Conference championship, and Tech became a perennial top-25 program. That led to the program being invited to compete in bigger and better events, and the Jackets would go on to win five ACC titles, compete in 11 NCAA Championships and win 33 tournaments overall during his tenure. He recruited and coached PGA Tour players Stewart Cink, Michael Clark II, David Duval, Tripp Isenhour and Charlie Rymer.

ALL-TIME GREATS

ROBERT TYRE "BOBBY" JONES • ATLANTA, GA.

On Sept. 27, 1930, Robert Tyre Jones, Jr., of Atlanta walked off the 11th green at the Merion Cricket Club and into history. No one before him had won golf's four major championships in a single year. No one has done it since.

No one might ever do it again.

"It may be 60 years, if then, before we see another Grand Slam," said Joe Dey, former commissioner of the PGA Tour and former executive director of the United States Golf Association.

"You never say never," said Ben Hogan, who was 18 when Jones won the Slam and remains the only golfer to win three professional majors in one year. "But considering the times — there are so many more good players — it's improbable that any player will win all four."

Of all the single-season sustained records of excellence in major sports, Jones' mark has stood the longest. Longer than Babe Ruth's 60 home runs, a record that last 34 years after he set it in 1927; longer than Joe DiMaggio's 1941 hitting streak of 56 games, which is still alive after 49 years; longer than Wilt Chamberlain's 50.4 points-per-game average, set in 1961-62; longer than Bryon Nelson's PGA Tour streak of 11 straight victories and 18 overall in 1945.

The four tournaments Jones won —the national Open and amateur championships of the United States and Britain—originally were known as the "Impregnable Quadrilateral." That term eventually evolved into the Grand Slam, a term that stuck even when the PGA Championship and the Masters replaced the two amateur tournaments in the mythical foursome.

To understand the magnitude of Jones' deed, consider that in the ensuing 60 years only four players—Hogan, Gene Sarazen, Gary Player and Jack Nicklaus—in their careers have won each of the four events that make up the modern Slam.

In golf's record books, Hogan comes across as the most serious challenger to Jones record when in 1953 the Texan won the Masters, U.S. Open and British Open. But because there was some overlap in dates of the British Open and the PGA Championship, the possibility of Hogan completing the Slam never existed.

Perhaps the most incredible thing about Jones' Slam is that he planned it. He didn't have a name for it, nor was he glory-seeking. His reasons were purely personal. Being an amateur golfer, his finances and family obligations would not allow him to play in all four tournaments after 1930. As it turned out, he didn't have to. He announced his retirement from competitive golf a few weeks after winning the U.S. Amateur. He was 28.

Dey, then a 23-year-old sportswriter for The Philadelphia Evening Bulletin, was there at Merion in Ardmore, Pa., when Jones completed the Grand Slam. Now 83, Dey said Jones' performance was "simply unbelievable.

"I saw every shot, and I haven't seen anyone since as dominant as Jones was in that Amateur," Dey said. "None of his matches went past the 14th hole. He cruised along. Considering the pressure and the crowds—you have to remember in those days the fairways weren't roped—it was a remarkable performance by a remarkable player."

Dey has seen all the great players and says only Hogan and Nicklaus equaled Jones in figuring out a way to win.

"If Nicklaus couldn't do it, I don't think it could be done. Maybe Hogan could have, but there wasn't that much emphasis on the Grand Slam during his day. I don't see anyone out there today who knows how to win like they did and like Jones did.

"Also, it's just too hard now because there are too many good players to expect one to win all four, and too, I believe the intense media attention given to the majors creates tremendous pressure that begins to build when someone wins the first two."

Hogan agreed about the media pressure. "It's incredible," he said, "much more so than when I played. Because it was impossible for me to play in all four in 1953, there was none of that."

Dey credits Jones with the Grand Slam transformation from two amateurs and two Opens to today's four pro majors. "When Jones retired, there was not another amateur of his ability, and after he started Augusta National, and the Masters took hold, the attention turned away from the amateurs to the professionals," he said.

"What Jones did was win the Grand Slam, then without realizing it, created another one."

How good was Jones? From 1923 through 1930, Jones won 13 major national titles in the U.S. and Great Britain, 62 percent of the championships he entered.

In the last 11 British and U.S. Opens in which he played, he finished no worse than second in 10, winning seven times. And from the time he was 14 to the time he was 28, no player ever beat him twice in championship match play.

It also must be noted that Jones was hardly a full-time golfer. Often he would go months without picking up a club. Instead, he studied mechanical engineering at Georgia Tech, got a degree in English literature at Harvard, dabbled in real estate and then attended law school at Emory. In his 13 years in major championship competition, he was a student, high school or college, in nine of them. He played only 52 tournaments in that span, an average of four a year, and won 23.

Though Jones was born and raised in Atlanta, there is no public display of his memorabilia. His old locker remains at East Lake Country Club men's locker room and several pictures hang on the walls of the grill room. Most of his trophies and his famous putter, Calamity Jane, are on display in a showcase in the Jones Room at the Atlanta Athletic Club.

Jones died in the early evening of Dec. 18, 1971. He played his last round of golf in 1948, the year he was stricken with syringomyeliam, a disease that attacks the central nervous system. His burial is in Atlanta's Oakland Cemetery. His tombstone reads:

Robert Tyre Jones, Jr.
Born 1902 Died 1971
No other words were thought necessary.

This story was written by the late Tom McCollister, who covered golf for the Atlanta Journal-Constitution and paid this tribute to Bobby Jones on the 60th anniversary of his Grand Slam, in the Sept. 27, 1990, edition of the Journal and Constitution.

ALL-TIME GREATS

PERRY ADAIR • ATLANTA, GA.

Perry Adair (1899-1953) was an integral part of the "Golden Age of Golf." He grew up in Georgia and loved the game, playing at the Atlanta Athletic Club's East Lake Golf Course, mentored by selfless East Lake club pro Stewart Maiden, who brought with him from Carnoustie, Scotland the knowledge of what it was like to play for national championships. Perry's father George Adair was instrumental in Perry's early career development and took the boy off to compete in tournaments where he had to face new conditions and adult competition. He thrived on it.

Perry, two years older than fellow East Lake prodigy Bobby Jones, became a highly regarded amateur player. At 16, Perry lost to his good friend, 14-year-old Bobby, in the East Lake Invitational and in the Georgia Amateur 36-hole final. At 17, Adair was the 1914 East Lake Country Club Champion, then the 1921 and 1923 Southern Amateur Champion and 1922 Georgia Amateur Champion.

He was already a celebrity in the golf world when he enrolled at Georgia Tech in 1917 and played No. 1 for the Yellow Jackets before enlisting in Army Artillery School. After his military stint, he joined his family's real estate development firm and also involved himself in efforts to build municipal golf courses in the Atlanta area.

Among the fund-raising tours by professional and amateur golfers for the war effort in 1918, Adair toured the East Coast and the Midwest as part of the "The Dixie Whiz Kids," playing in exhibition matches featuring fellow Atlanta teenagers Watts Gunn, Bobby Jones and Alexa Stirling, and Chicagoan Elaine Rosenthal, raising $150,000 for the Red Cross. While playing the Midwest, these famous teens were often joined by pros Chick Evans and Walter Hagen.

Chick Evans wrote of Adair in the Atlanta Constitution in 1920:

"Perry Adair, of Atlanta, is a promising youngster who will be heard from. He is not so stocky or so strong of build at his young neighbor Bobby Jones, but he plays a sound game and within the limitation of his strength he is an excellent golfer. It is more than an unique coincidence that the two foremost young players in the United States should be from the same Southern city … The golf instructor, James Maiden, at the East Lake course, where young Adair was practically brought up, was one of the best in the country and the Atlanta boys have had the soundest possible golf schooling … Perry, like the great British players, has golfed almost from babyhood. He is a very graceful player, and one of the best of his age in this country today. He does not drive so far now as he will when he is able to collect a bit more flesh, but even now his drives are of good length and considerable accuracy."

Adair was inducted into the Georgia Tech Hall of Fame in 1973, and into the Georgia Golf Hall of Fame in 1989.

TOMMY BARNES • MACON, GA.

In addition to his ability to compete at a high level, Tommy Barnes was equally known for his welcoming smile, his story-telling ability and his amazing memory. Able to battle the nation's best players, Barnes was equally adept at making a hacker feel comfortable during a casual round.

"Tommy Barnes was amateur golf through and through," said Mike Waldron, the executive director of the Georgia State Golf Association. "He was part of a golf tradition in Georgia that includes Perry Adair and Bobby Jones and Charlie Yates, what I call the 'Golden Age' of amateur golf."

Barnes played a lot of his golf at East Lake Golf Club. When Bobby Jones played his final round of golf, Mr. Barnes was there with him. And in 1988, at age 73, Mr. Barnes shot a 62 to set the East Lake course record, one better than Jones. Mr. Barnes learned years later that Jones, having recognized Mr. Barnes' potential, had arranged for East Lake to offer a membership.

Randall Couch, the head golf professional at Druid Hills Country Club, said, "It's incredible. He had the same routine from the first day I saw him play to the last time I saw him play. The way he'd line up his shot, walk up and hit was the same way he'd done since he was a kid."

That sweet swing enabled Barnes to accomplish many things on the golf course. He qualified for the U.S. Amateur for 16 straight years; he was the nation's low section qualifier in 1939. He captained the Georgia Tech golf team in 1937 and 1938. He won the Georgia Amateur in 1941 and was an alternate for the 1950 Walker Cup team. He played in the Masters in 1950, made the cut and tied for 35th.

Among his many career highlights were two Atlanta City Amateur championships (1935, 1937), five Dogwood Invitational titles (1941, 1948, 1949, 1951 and 1955), two Southeastern Amateurs (1938, 1946), two Southern Amateurs (1947, 1949), and the Southeastern PGA Open (1946). He won the Bobby Jones Four-Ball tournament five times and won the Pan American championship in 1941 while serving in the U.S. Navy.

"I never played the game for trophies or awards," Barnes told Journal-Constitution reporter Tom McCollister in a 1988 interview. "I played strictly for the competitiveness of it. I won my share and lost a lot more, but I have nothing but fond memories of those days."

And with his keen memory, Barnes was able to recall facts from virtually any tournament in which he had competed.

"Our friend Doc Ayers was having a football stadium named after him in Cedartown, so I picked up Tommy to ride out there," said Wendell Couch, a member of the Georgia Golf Hall of Fame. "He talked golf from the time I picked him up to the time we got back --- and that's not a short trip --- and we talked another 30 minutes after that. He loved the game."

Barnes was inducted into the Georgia Tech Hall of Fame in 1960, the Georgia Sports Hall of Fame in 1981, the Southern Golf Association Hall of Fame in 1988, the Atlanta Athletic Club Hall of Fame in 1995, and the Atlanta Sports Hall of Fame in 2006.

In addition to being an outstanding player, Barnes was given credit for helping preserve East Lake. He helped organize a group to purchase the course from the Atlanta Athletic Club in 1976 when the club moved to Duluth.

He served as president of the Atlanta Golf Association, director of the Georgia State Golf Association, on the board of the Southern Golf Association, and as a volunteer on the U.S. Golf Association's Section Affairs committee from 1964-77.

Barnes died in 2007 at the age of 91.

ALL-TIME GREATS

WILLIAM "DYNAMITE" GOODLOE • VALDOSTA, GA.

He might be best known to Georgia Tech fans as the chief recruiter for legendary football coach Bobby Dodd during the last years of his coaching career. But in between a stellar multi-sport high school career growing up in Valdosta and his eight-year stint on the football staff at Tech, William "Dynamite" Goodloe was acclaimed as one of the best and most colorful amateur golfers in the United States from the late 1940s through the middle 1950s.

Widely acclaimed and followed in England, Scotland and the United States as a result of his fine golf game, Goodloe also charmed legions of fans with his charismatic personality, his ample, low-slung physique and quaint South Georgia sorghum drawl (he once addressed the Prince of Wales as "Mr. Prince."). This mixture made him a favorite of people from all walks of life.

Goodloe played in the 1951, 1952 and 1956 Masters, and was low amateur after three rounds in 1951 at Augusta National. He twice competed in the British Amateurs at St. Andrews (1950) and Troon, Scotland (1956), and advanced to the quarterfinals at St. Andrews. He qualified as an alternate on the 1951 Walker Cup team, played in four U.S. Amateurs and entered once as low regional qualifier in 1949. He twice won the Georgia Amateur Championship in 1954 and 1955.

He played with the likes of Ben Hogan, Sam Snead, Byron Nelson, Louise Suggs, Kathy Whitworth, Julius Boros and Al Geiberger in many charity events. He recorded 18 hole-n-ones during his career. The longtime member of Valdosta Country Club won the local Jack Oliver Invitational tournament nine times, set the course record of 62 in 1959 and shot 71 there on the day he died on April 19, 1982 at age 62.

News accounts listed Goodloe at 5-foot-5 and 220 pounds. He was an uncle to another Tech great, Bunky Henry, and taught the 1967 NCAA runner-up how to play golf.

Born in Ocilla, Ga., on Nov. 10, 1919, Goodloe was a Valdosta sports legend, having played football and golf for Valdosta High from 1934-37. He went on to play both sports at Georgia Tech, and also was a member of the diving team.

He had success as a golfer at Tech in the early 1940s, and his outsized personality shone even then. Al Sharp, golf writer for the Atlanta Journal-Constitution, wrote prior to the 1941 Southern Intercollegiate Championship at Athens Country Club, "You can't beat these collegiate golfers for statements … Dynamite Goodloe, of Tech, was at breakfast on qualifying day at 7:30 o'clock … Quoth Dynamite: 'I got up two hours ago and I've played that course three times already while pacing my hotel room. Now all I got to do is play it two more times for keeps.'"

After the U.S. Amateur in 1948, John Bradberry of the Journal-Constitution wrote, "Reports from the National Amateur Golf Tournament in Memphis indicate that Mr. Bill (Dynamite) Goodloe, Jr., of Valdosta, Ga., was the most popular and colorful figure in the meet. They further suggest that the small crowds for the final two rounds might well be attributed to the fact that Mr. Goodloe was eliminated earlier, much to the disappointment of the fans who adopted the rotund Georgian as their favorite."

"All of this comes as no surprise to people who know Goodloe from his college days at Georgia Tech and from watching him in various golfing competitions around the state."

Coach Dodd adopted him as his boy, too. Dodd made frequent recruiting trips to Valdosta in the 1950s, and he also liked to fish. Goodloe, who worked in insurance and helped run his uncle's laundry business, was well-known by football coaches in the area. He got acquainted with Dodd and took him to a lake in Quitman which was known as a great location for fishing. Dodd believed Goodloe's personality would make him a good recruiter and hired him in 1959. He stayed until Dodd retired, and served one more year under Bud Carson before leaving Tech.

Goodloe went back to Valdosta and worked for a local insurance agency, working primarily with clients in the agricultural industry, and continued to play golf, both for pleasure and for business. Goodloe was inducted into the Valdosta-Lowndes County Sports Hall of Fame in 1978, the Georgia Sports Hall of Fame in 1984 and the Georgia Golf Hall of Fame in 1985.



WATTS GUNN • MACON, GA.

Watts Gunn was born in Macon, Ga., on January 11, 1905. He made golf history in 1925 in the U.S. Amateur at Oakmont Country Club, setting the world record for international championship golf by winning 15 straight holes in the first round of the 36-hole match. In that tournament, he went to the finals against friend and rival Bobby Jones, marking the only time two players from the same city ever met for the U.S. Amateur crown.

Gunn's first major tournament win was in the 1923 Georgia Amateur. In 1927, he won the Southern and National Intercollegiate tournaments, and the following year he won the Southern Amateur and Southern Open Championships. In 1926 and 1928, he played on the Walker Cup teams with Jones, defeating the British team both years. He played many benefit tournaments, including several exhibitions with Jones in 1927 and 1928. He took the Georgia State Amateur title in 1927 and 1928. At Lanier High School, he captained golf teams that never lost a match.

Watts Gunn was inducted into the Georgia Golf Hall of Fame on January 14, 1989.

From a Time Magazine account dated July 11, 1927

Last week, Watts Gunn of Georgia Tech, playmate of Robert Tyre Jones Jr., went four times around the Garden City (L. I.) Golf Club course in a total of 302 strokes. Had he been alive to do this in 1902, he would have won the U. S. Open Championship by five strokes.* But, at 22, his reward was the qualifying medal of the national intercollegiate golf tournament.

Consistently but not brilliantly, Golfer Gunn battered his way to the finals where he found the other favorite, Roland Mackenzie of Brown University, his good friend, with nerves set for a 36-hole struggle.

Beginning at the fifth hole of their first round, Golfer Gunn went stark, staring golf-mad, made six birdies, used only nine putts on seven consecutive holes—putts varying between 35 and 12 feet—sunk with a borrowed putter. His score for the first 18 holes was 69, breaking the course record by two strokes. After that it was only a matter of time before Mr. Gunn won match and championship, 10 up, 9 to go.

Another figure in the tournament was John D. Ames, blond son of Knowlton L. ("Snake") Ames (sinuous Princeton quarterback of the strenuous '90s), who lost to Watts Gunn in the second round but was elected president of the Intercollegiate Golf Association.



ALL-TIME GREATS

CHARLIE HARRISON • ATLANTA, GA.

Charles Harrison was born in Atlanta, Ga., on June 25, 1931. He won the 1947 Atlanta City Junior Championship and then went on to letter in golf for four years at Georgia Tech.

A lifelong amateur, Harrison won the Atlanta Amateur a record 10 times, captured the Atlanta Athletic Club Championship nine times, and the Atlanta Country Club Championship six times during his illustrious career. He also claimed victories in the 1955 Southern Amateur and the 1959 Georgia Amateur. In 1966, Harrison was ranked 13th-best amateur in the country and captured the prestigious Dogwood Invitational at Druid Hills Golf Club. The next year in 1967, he was an alternate for the U.S. Walker Cup team. He qualified for the U.S. Amateur 16 times, placing as a quarterfinalist in 1959 and finishing fifth in 1972. He was also a quarterfinalist in the 1980 British Amateur and twice played in the Masters Tournament.

Harrison served as a director of the Southern Golf Association and was president of the Atlanta Golf Association from 1971-85. He was elected to the Georgia Tech Hall of Fame in 1978, the Georgia Sports Hall of Fame in 1991 and the Georgia Golf Hall of Fame in 1992. The East Lake Golf Club has named a caddie scholarship after him, now called the Harrison Scholarship.

BILL PLOEGER • BRUNSWICK, GA.

A native of Brunswick, Ga., Bill Ploeger has been a dominant force in the sport of golf throughout his astonishing career, and particularly as a senior player.

While a student at Glynn Academy in Savannah, Ploeger won the 1958 Future Masters golf tournament in Dothan, Ala. At Georgia Tech, Ploeger was a three-year letterwinner for the late coach Tommy Plaxico. He was named captain and was selected as an NCAA honorable mention All-American as a senior in 1962.

After graduating in 1963 with his degree in industrial management, Ploeger entered the world of amateur golf and won numerous golf tournaments throughout the southeast including the Gold Leaf Invitational two times, the Peach Blossom Invitational three times, and the Golden Isles Invitational eleven times.

After becoming a member of the senior tour, Ploeger continued to collect championship victories in such tournaments as the Georgia Senior Amateur (1995, 1997, 1999, 2008), the 1999 United States Golf Association (USGA) Senior Amateur in Portland, Ore., and the 2002 Senior Masters in Palm Springs, Calif. In 2000, he competed in both the U.S. Senior Open and the British Senior Open.

An insurance executive in Columbus, Ga., Ploeger won the U.S. Senior Amateur at age 59 and despite being treated for a ruptured disc in his back. He built a 3-up lead and defeated 55-year-old Gary Menzel from Milwaukee, Wis., 3 and 2, at Portland (Ore.) Golf Club.

"I'm thrilled to death, I can't say anything more than that," said Ploeger. "To win a national championship is something that you dream about. To have it happen is just unreal."

Along the way, Ploeger defeated Vinny Giles, the 1972 U.S. Amateur champion and a four-time Walker Cup member, 3 and 2 in the quarterfinals. Giles had played his college golf at Georgia.

"I still can't believe I beat Vinny," said Ploeger. "He's been so much to me for so many years. I played in the British Amateur when he won it. I can't tell you how much it meant to me, as a golfer, to beat him."

In 1999, Golf Digest ranked Ploeger the top senior player in the United States. That same year, he also received the GSGA's Tommy Barnes Award as the overall Player of the Year, an honor he repeated in 2002. In 2001, he was the runner-up in the USGA Senior Amateur and in 2002, was again ranked the No. 1 senior amateur in the U.S. by Golfweek.

Ploeger is a member of the Georgia Tech Sports Hall of Fame (inducted in 1999), the Senior Amateur Hall of Fame and the Chattahoochee Valley Sports Hall of Fame. He was inducted into the Georgia Golf Hall of Fame in 2001, and entered the Georgia Sports Hall of Fame in 2011.



ALL-TIME GREATS

ALBERT "DUCK" SWANN • MACON, GA.

Albert J. "Duck" Swann's golf career spanned from his college days at Georgia Tech to an international senior championship in his later years, and he was a dedicated servant of the game of golf and of charitable causes in his community. The Georgia Golf Hall of Fame inducted him posthumously in the Class of 2013 with his family and many of his friends and colleagues to honor his induction.

Duck Swann was a major influence on the lives of many in the Macon community and at Idle Hour Club. Peter Persons, Georgia Golf Hall of Fame Class of 2011, recalls how Swann would be one of his first calls when he returned home from a PGA TOUR event and repaired clubs for him at his home workshop.

"He'd console me and inspire me," said Persons. "He was one of my best friends, though he was of my father's generation."

Swann became acquainted with Roger Kaiser, the legendary Georgia Tech basketball All-American player and national championship coach at West Georgia and Life College, not through golf or a "Tech connection," but at a chance meeting at a sports camp. "Duck brought a busload of youngsters up from Macon to my sports camp in north Georgia," said Kaiser. "I didn't know who he was then, but over time our families became very close friends."

A Maconite throughout his life, Swann played on the Lanier High golf team and won the 1941 Macon City and 1942 Georgia Interscholastic titles. Following World War II years as an Air Force pilot, he was the Southeastern Conference champion in 1948 at Georgia Tech and was captain of the Yellow Jackets' 1949 SEC title team.

He spent two more combat flying years in Korea before settling into several businesses in the Macon area. In 1958 he was elected to Georgia Tech's "all time" golf team and into the Georgia Tech Athletic Hall of Fame in 1964.

Swann's golf career blossomed again upon the time he turned senior amateur age of 55 in 1980. The year 1983 was his biggest. His most significant victory came at Walton Heath in England, as he became the first American to capture the British Senior Open Amateur. Also during the year, he won the Georgia Seniors title and qualified for the match play portion of the USGA Senior Amateur Championship.

The following year, he won the Legendary Senior Amateur in Birmingham, and was runner-up at the American and Georgia seniors. In 1987, he won the Western Seniors.

Swann was a member of several golf organizations throughout his life, including the Peach Blossom Classic, American Senior Golf Association, state Walter Hagen cancer tournament committee, Middle Georgia Golf Championship Board and was a past president of Idle Hour Club. He also spent many hours volunteering his time for civic and charitable causes in the Macon and central Georgia area. He was a chairman or president of the Bibb County Department of Family and Children Services, Macon Rotary Club, Lanier Booster Club, Middle Georgia Area Georgia Tech Club, Tech-Georgia Development Fund, Vine-Ingle Little League and Macon YMCA.



CHARLIE YATES • ATLANTA, GA.

Charlie Yates, a link to Atlanta's vast golf history who later shepherded the city's arts community into the future, was once heralded by Life magazine as owning "the best grin in golf."

He didn't mind using it either, whether to woo the English crowds while he was winning the 1938 British Amateur championship or while heading the effort to raise the $20 million that built the High Museum. A participant in the city's history for much of the 20th century, it is not inappropriate he be remembered first for that smile and a benevolent demeanor that underscored his life.

Yates, 92, died October 17, 2005 at his home in Buckhead.

Mentored by Bobby Jones - he in fact played with Jones in his final round in 1948 at East Lake Golf Club - Yates was national college champion while at Georgia Tech (1934), a two-time Walker Cup competitor (1936 and 1938) and was captain of the U.S. Walker team in 1953.

He seized the international limelight at the 1938 British Amateur at Royal Troon. Beating two U.S. and British Amateur champions along his eight-match campaign, he struck a tone with the British galleries who were not then so easily charmed by foreigners taking away their titles. Afterward, the legendary British golf author Bernard Darwin wrote, "There has been no invading Champion more popular than Charlie Yates, whose cheerfulness and humor, of his own particular brand, made everybody like him."

Yates played 11 times in the Masters, including the inaugural tournament in 1934.

"There wasn't any strict rule about who was eligible to play in the Masters then," he once told The Augusta Chronicle. "Bob invited some of his friends, such as myself."

He tied for 21st that year and twice was low amateur, but his most memorable Masters came in 1935. Yates was playing in the group ahead when Gene Sarazen made double eagle on the par-5 15th to force a playoff he won the next day. That shot put the Masters on the map.

Yates' amateur career, except for playing the Masters, ended with World War II when he was drafted into the Army. He transferred to the Navy and spent 30 months as a lieutenant on the destroyer USS Mayo, which was struck by enemy fire during the invasion of Italy.

For nearly 50 years, he served on the Masters' Press Committee, a constant presence in the media quarters and, to many who returned to Augusta National year after year, a Masters tradition in himself.

"I am deeply saddened by the passing of Charlie Yates," Augusta National chairman Hootie Johnson said. "Charlie was an outstanding amateur golfer and a member who was linked to Bobby Jones and the club's history, attending every Masters through 2003. He will be greatly missed."

But it was in 1973 that Yates began some of his most lasting work. He accepted Mayor Ivan Allen's suggestion to retire at age 60 and head up the Atlanta Arts Alliance (which later became the Woodruff Arts Center).

Yates had already served as president of the Atlanta Symphony Orchestra (1962-65) and helped recruit Robert Shaw to be its conductor.

"When you look at who had a heavy influence on the thinking of people like the late Ivan Allen, or Robert W. Woodruff, Charlie was an effective leader in getting those people to see how Atlanta's strategy should include the development of world class arts and organizations," said Beauchamp Carr, executive vice president of the Woodruff Arts Center.

Originally drawn to the arts when his wife Dorothy recruited him for nights at the symphony, Yates ushered the city into a new age. Besides overseeing the effort to build the High, he helped raise the $5.4 million for the center's endowment. In his 10 years as president (1973-83) of what became the Woodruff Arts Center, the overall budget rocketed from $3.8 million to $16.3 million.

"I don't think of it as reaching into their pockets," he once said of his fund-raising ethic. "I think of it as their doing something for their own benefit."

The smile didn't hurt much either.

This story was written by Thomas M. Stinson and published in the Oct. 18, 2005 edition of the Atlanta Journal-Constitition. Additional information from an Associated Press story was added to this account.

ALL-TIME GREATS

ANDERS ALBERTSON • WOODSTOCK, GA.

Career Honors and Statistics

GCAA All-American	2012 (HM), 2013 (3rd), 2015 (HM)
Golfweek All-American	2012 (HM), 2013 (3rd), 2015 (HM)
Byron Nelson Award recipient	2015
All-Atlantic Coast Conference	2012, 2013, 2014, 2015
ACC Champion	2013, 2015
GCAA All-America Scholar	2014, 2015
CoSIDA Academic All-American	2015 (3rd)
ACC Post-Graduate Scholarship Award recipient	2015
Academic All-ACC	2012, 2013, 2014, 2015
U.S. Palmer Cup team member	2015

Season	Rounds	Lo54	LoRnd	Par/-	Events	Top1	Top5	Top10	W-L	WLPct	Avg
2011-12	33	208	66	18	11	-	3	5	727-158	.821	71.39
2012-13	38	201	66	26	17	1	2	5	827-212	.796	71.05
2013-14	39	204	65	24	16	-	4	6	662-387	.631	72.03
2014-15	40	200	65	25	13	2	4	5	797-242	.767	71.48
Totals	**150**	**200**	**65**	**93**	**57**	**3**	**13**	**21**	**3013-999**	**.751**	**71.49**

Career Tournament Results

2011-12	Date	Rounds	Scores	Par	Rank	W-L
Carpet Capital Collegiate	9/11/2011	3	74-70-67=211	-5	t3rd/60	57-2
Golfweek Conference Challenge	9/25-27/2011	3	72-73-75=220	+4	t18th/75	57-17
Brickyard Collegiate	10/7-9/2011	3	72-67-70=209	-7	t2nd/84	82-1
United States Collegiate Championship	10/23-25/2011	3	73-72-75=220	+4	t31st/75	44-30
Amer Ari Invitational	2/1-3/2012	3	70-75-70=215	-1	t35th/116	81-34
Puerto Rico Classic	2/19-21/2012	3	75-75-67=217	+1	t23rd/75	52-22
Seminole Intercollegiate	3/9-11/2012	3	72-66-70=208	-5	t6th/96	90-5
Barona Collegiate Cup	3/22-23/2012	3	67-69-73=209	-7	13th/107	94-12
Gary Koch Invitational	4/7-8/2012	3	74-67-74=215	-1	t7th/78	71-6
Atlantic Coast Conference Championship	4/20-22/2012	3	69-68-72=209	-7	t4th/55	51-3
NCAA Norman Regional	5/17-19/2012	3	74-76-73=223	+7	t27th/75	48-26
SEASON TOTALS		**33**	**2356 Avg. 71.39**	**-1**	**-**	**727-158**

2012-13	Date	Rounds	Scores	Par	Rank	W-L
Carpet Capital Collegiate	9/7-9/2012	3	73-78-72=223	+7	t40th/78	38-39
PING-Golfweek Preview Invitational	9/23-25/2012	3	71-70-72=213	+3	t16th/75	59-15
Brickyard Collegiate	10/5-7/12	3	72-71-72=215	-1	t14th/84	70-13
United States Collegiate Championship	10/19-21/2012	3	74-75-75=224	+8	t41st/79	38-40
Western Refining College All-American	11/19-20/2013	3	70-67-70=207	-6	t12th/23	11-11
Amer Ari Invitational	2/6-8/2013	3	72-70-69=211	-5	t10th/116	106-9
Puerto Rico Classic	2/17-19/2013	3	75-70-71=216	E	t26th/75	49-25
Southern Highlands Collegiate Masters	3/8-10/2013	3	75-73-72=220	+4	t19th/81	62-18
Linger Longer Invitational	3/23-24/2013	2	72-68=140	-4	4th/80	76-3
Gary Koch Invitational	4/8-9/2013	3	69-68-75=212	-4	t6th/75	69-5
Atlantic Coast Conference Championship	4/26-28/2013	3	66-67-68=201	-15	1st/55	54-0
NCAA Tallahassee Regional	5/16-18/2013	3	66-71-72=209	-7	t10th/75	65-9
NCAA Championship	5/28-30/2013	3	69-67-73=209	-1	t26th/156	130-25
SEASON TOTALS		**38**	**2700 Avg. 71.05**	**-1**	**-**	**827-212**

2013-14	Date	Rounds	Scores	Par	Rank	W-L
Carpet Capital Collegiate	9/6-8/2013	3	70-71-75=216	E	t12th/75	63-11
Tar Heel Intercollegiate	9/14-15/2013	3	72-72-70=214	-2	t4th/81	77-3
Brickyard Collegiate	10/4-6/2013	3	74-68-71=213	-3	t16th/84	68-15
United States Collegiate Championship	10/18-20/2013	3	70-70-71=211	-5	3rd/78	75-2
Western Refining College All-America	11/25-26/2013	3	67-70-67=204	-9	3rd/21	18-2
Amer Ari Invitational	2/6-8/2014	3	72-72-73=217	+1	t74th/120	46-73
Puerto Rico Classic	2/23-25/2014	3	71-66-70=207	-9	t6th/75	69-5
Southern Highlands Collegiate Masters	3/7-9/2014	3	84-78-79=241	+25	t74th/81	7-73
Valspar Invitational at Floridian	3/24-25/2014	3	71-72-77=220	+7	t53rd/75	22-52
Robert Kepler Invitational	4/12-13/2014	3	71-75-76=222	+9	t20th/81	61-19
Capital City Match Play vs. Auburn	4/19/2014		def. Dan Stringfellow, 3 and 2			
Capital City Match Play vs. Georgia	4/19/2014		def. Nicholas Reach, 5 and 4			
Atlantic Coast Conference Championship	4/25-27/2014	3	76-68-65=209	-7	t2nd/60	58-1
NCAA Raleigh Regional	5/15-17/2014	3	73-67-71=211	-2	8th/75	67-7
NCAA Championship (stroke play)	5/23-26/2014	3	79-73-72=224	+14	t125th/156	31-124
NCAA Championship (match play)	5/27/2014		lost to Wyndham Clark (Oklahoma State), 1-up			
SEASON TOTALS		**39**	**2809 Avg. 72.03**	**E**	**-**	**662-387**

2014-15	Date	Rounds	Scores	Par	Rank	W-L
Carpet Capital Collegiate	9/5-7/2014	3	77-67-70=214	-2	t18th/75	57-17
DICK'S Sporting Goods Challenge Cup	9/19-20/2014	3	69-73-72=214	+1	13th/60	47-12
Jerry Pate National Intercollegiate	10/6-7/2014	3	70-71-77=218	+8	t27th/60	33-26
United States Collegiate Championship	10/17-19/2014	3	79-82-73=234	+18	t76th/79	3-75
Warrior Princeville Makai Invitational	11/3-5/2014	3	68-67-65=200	-16	4th/84	80-3
Puerto Rico Classic	2/22-24/2015	3	74-70-70=214	-2	t11th/84	73-10
Seminole Intercollegiate	3/13-15/2015	3	70-70-67=207	-9	t4th/90	86-3
Valspar Collegiate Invitational	3/23-24/2015	3	72-70-69=211	-2	t11th/73	62-10
Mason Rudolph Championship	4/3-5/2015	3	70-73-71=214	+1	t8th/81	73-7
Robert Kepler Intercollegiate	4/11-12/2015	3	71-67-70=208	-5	t1st/75	74-0
Atlantic Coast Conference Championship	4/24-26/2015	3	67-69-69=205	-11	t1st/60	59-0
NCAA San Diego Regional	5/14-16/2015	3	75-72-70=217	+1	t14th/75	61-13
NCAA Championship (stroke play)	5/29-6/1/2015	4	69-75-85-74=303	+15	t67th/156	89-66
SEASON TOTALS		**40**	**2859 Avg. 71.48**	**E**	**-**	**797-242**

ROBERTO CASTRO • ALPHARETTA, GA.

Career Honors and Statistics

GCAA All-American	2004 (HM), 2005 (1st), 2006 (HM), 2007 (2nd)
Byron Nelson Award recipient	2007
All-Atlantic Coast Conference	2004, 2005, 2006, 2007
ACC Rookie of the Year	2004
GCAA All-America Scholar	2006, 2007
CoSIDA Academic All-American	2005 (3rd), 2006 (1st), 2007 (1st)
ACC Post-Graduate Scholarship Award recipient	2007
Academic All-ACC	2006, 2007
NCAA Today's Top VIII Award	2007
U.S. Palmer Cup team member	2005, 2006
Georgia Tech Hall of Fame	2017

Season	Rounds	Lo54	LoRnd	Par/-	Events	Top1	Top5	Top10	W-L	WLPct	Avg
2003-04	36	208	66	20	12	-	1	4	797-250	.761	71.89
2004-05	37	199	64	23	12	-	5	8	964-112	.896	70.86
2005-06	36	208	65	15	12	-	2	2	710-223	.761	73.08
2006-07	34	199	65	18	11	1	4	6	726-192	.791	71.88
Totals	**143**	**199**	**64**	**76**	**47**	**1**	**12**	**20**	**3197-777**	**.804**	**71.92**

Career Tournament Results

2003-04	Date	Rounds	Scores	Par	Rank	W-L
Bank of Tennessee at the Ridges	09/14/2003	3	72-73-72=217	+1	t12th/93	81-11
PING/Golfweek Preview Invitational	09/23/2003	2	75-67=142	+2	t9th/75	66-8
Jerry Pate National Intercollegiate	10/14/2003	3	72-69-71=212	-1	t25th/60	35-24
Gary Koch/Cleveland Golf Intercollegiate	10/21/2003	3	68-70-70=208	-8	2nd/78	76-1
TaylorMade/Waikoloa Intercollegiate	02/13/2004	3	74-72-71=217	+1	t42nd/105	63-41
Puerto Rico Classic	02/24/2004	3	74-78-72=224	+8	t46th/88	42-45
Southern Highlands Collegiate	03/14/2004	3	77-72-69=218	+2	t24th/77	53-23
Western Intercollegiate	03/23/2004	3	72-66-74=212	+2	t7th/78	71-6
Atlanta Intercollegiate	03/30/2004	3	73-71-75=219	+3	t31st/64	33-30
ACC Men's Golf Championships	04/18/2004	3	70-74-69=213	-3	t11th/44	33-10
NCAA East Regional	05/22/2004	3	74-68-70=212	+2	t9th/141	132-8
NCAA Championship	06/04/2004	4	76-74-70-74=294	+14	t44th/156	112-43
SEASON TOTALS		**36**	**2588 Avg. 71.89**	**+1**	**-**	**797-250**

2004-05	Date	Rounds	Scores	Par	Rank	W-L
PING/Golfweek Preview Invitational	09/27/2004	3	68-72-71=211	+1	t7th/75	68-6
Jerry Pate National Intercollegiate	10/12/2004	3	68-69-71=208	-5	t10th/60	50-9
Isleworth Collegiate Invitational	10/26/2004	3	69-68-75=212	-4	4th/80	76-3
Carpet Capital Collegiate	11/7/2004	3	73-78-70=221	+5	t11th/88	77-10
TaylorMade/Waikoloa Intercollegiate	02/12/2005	3	68-67-64=199	-17	t4th/109	105-3
Puerto Rico Classic	03/01/2005	3	78-67-72=217	+1	t21st/90	69-20
Southern Highlands Collegiate Champs.	03/13/2005	3	74-69-75=218	+2	t15th/80	65-14
Oregon Duck Invitational	03/22/2005	3	71-68-71=210	-6	t3rd/90	87-2
Hooties at Bulls Bay Intercollegiate	03/29/2005	3	77-74-72=223	+7	t32nd/75	43-31
ACC Championship	04/17/2005	3	71-72-74=217	+1	t4th/50	46-3
NCAA East Regional	05/21/2005	3	73-69-65=207	-6	t10th/141	131-9
NCAA Championship	06/04/2005	4	69-68-71-71=279	-1	t3rd/150	147-2
SEASON TOTALS		**37**	**2622 Avg. 70.86**	**-1**	**-**	**964-112**

2005-06	Date	Rounds	Scores	Par	Rank	W-L
Ping/Golfweek Preview Invitational	09/28/2005	3	73-67-68=208	-8	3rd/75	72-2
Jerry Pate National Intercollegiate	10/11/2005	3	65-74-71=210	-3	t11th/60	49-10
Isleworth-UCF Collegiate Invitational	10/25/2005	3	70-74-77=221	+5	t11th/90	79-10
Carpet Capital Collegiate	11/06/2005	3	74-68-74=216	E	t12th/90	78-11
UH Hilo Intercollegiate	02/10/2006	3	68-72-68=208	-5	t5th/105	100-4
Puerto Rico Classic	02/28/2006	3	70-76-74=220	+4	t38th/90	52-37
Southern Highlands Collegiate	03/12/2006	3	76-71-80=227	+11	t20th/79	59-19
Morris Williams Intercollegiate	04/04/2006	3	69-79-77=225	+9	t57th/91	34-56
The United States Intercollegiate	04/11/2006	3	75-75-74=224	+8	t31st/69	38-30
ACC Men's Championship	04/23/2006	3	72-70-71=213	-3	t16th/54	38-15
NCAA Central Regional	05/20/2006	3	77-73-70=220	+7	t30th/141	111-29
NCAA Championship	06/03/2006	4	77-84-78-0=239	+23	0th/156	0-0
SEASON TOTALS		**36**	**2631 Avg. 73.08**	**+1**	**-**	**710-223**

**through 54 holes (Tech missed cut)*

2006-07	Date	Rounds	Scores	Par	Rank	W-L
Carpet Capital Collegiate	09/17/2006	3	71-72-72=215	-1	t27th/90	63-26
Olympia Fields/Fighting Illini Invit.	09/25/2006	3	78-71-72=221	+5	t20th/60	40-19
Ping/Golfweek Preview Invitational	10/04/2006	3	72-72-76=220	+10	t51st/75	24-50
Isleworth-UCF Collegiate Invitational	10/24/2006	3	74-70-74=218	+2	t4th/89	85-3
UH Hilo Intercollegiate	02/09/2007	3	67-65-67=199	-11	t2nd/94	92-1
Puerto Rico Classic	02/27/2007	3	68-70-71=209	-7	t1st/90	89-0
Southern Highlands Collegiate	03/11/2007	3	70-71-78=219	+3	t10th/79	69-9
United States Collegiate Championship	04/11/2007	3	74-74-74=222	+6	t10th/76	66-9
ACC Championship	04/22/2007	3	69-72-72=213	-3	t5th/54	49-4
NCAA East Regional	05/19/2007	3	75-73-73=221	+5	t27th/141	114-26
NCAA Championship	06/02/2007	4	74-70-72-71=287	+7	t46th/81	35-45
SEASON TOTALS		**34**	**2444 Avg. 71.88**	**E**	**-**	**726-192**

HISTORY

ALL-TIME GREATS

STEWART CINK • FLORENCE, ALA.

Career Honors and Statistics

GCAA All-American	1993 (2nd), 1994 (2nd), 1995 (1st)
Fred Haskins Player of the Year	1995
Jack Nicklaus Player of the Year	1995
Dave Williams Award	1995
All-Atlantic Coast Conference	1993, 1994, 1995
ACC Player of the Year	1995
ACC Academic Honor Roll	1992, 1993
Georgia Tech Hall of Fame	2005
Georgia Sports Hall of Fame	2022
NCAA Silver Anniversary Award	2020

Season	Rounds	Lo54	LoRnd	Par/-	Events	Top1	Top5	Top10	W-L	WLPct	Avg
1991-92	37	210	67	8	12	-	1	2	648-426	.603	74.73
1992-93	38	208	66	19	13	1	3	6	910-173	.840	72.66
1993-94	45	208	65	22	15	-	9	10	944-261	.783	72.27
1994-95	37	145	65	22	13	4	8	10	868-45	.951	71.08
Totals	**157**	**145**	**65**	**71**	**53**	**5**	**21**	**28**	**3370-905**	**.788**	**72.66**

Career Tournament Results

1991-92	Date	Rounds	Scores	Par	Rank	W-L
Carpet Capital Collegiate	9/21-22/1991	3	74-77-72=223	+7	t23rd/90	67-22
PING Golfweek Preview Classic	10/7-8/1991	3	73-73-75=221	+5	t43rd/90	47-42
LSU National Invitational	11/3-5/1991	3	77-76-80=233	+17	t32nd/60	28-31
Golf World-Palmetto Dunes Collegiate	11/15-17/1991	3	78-74-77=229	+13	t56th/90	34-55
Miami National Collegiate	2/28-3/1/1992	3	72-70-77=219	+3	t14th/90	76-13
Golf Digest Collegiate	3/13-15/1992	3	76-82-73=231	+15	t57th/75	18-56
Furman Intercollegiate	3/27-29/1992	3	73-74-72=219	+3	t7th/120	113-6
PING American Airlines Collegiate	4/11-12/1992	3	78-71-76=225	+9	t35th/60	25-34
Cavalier Classic	4/24-26/1992	3	75-74-74=223	+7	t21st/90	69-20
Atlantic Coast Conference Championship	5/15-17/1992	3	75-68-67=210	-6	t3rd/45	42-2
NCAA East Regional	5/21-23/1992	3	78-81-81=240	+24	105th/120	15-104
NCAA Championship	6/3-6/1992	4	73-74-72-73=292	+4	t42nd/156	114-41
SEASON TOTALS		**37**	**2765 Avg. 74.73**	**+3**	**-**	**648-426**

1992-93	Date	Rounds	Scores	Par	Rank	W-L
Jerry Pate National Intercollegiate	10/25-27/1992	3	78-73-69=220	+4	t9th/60	51-8
Golf World-Palmetto Dunes Collegiate	11/13-15/1992	3	73-75-66=214	-2	t12th/90	78-11
UNLV Rebel Classic	12/1-2/1992	3	68-71-69=208	-8	t1st/75	74-0
American University Collegiate	2/12-14/1993	3	71-77-69=217	+1	2nd/75	73-1
PING Arizona Intercollegiate	3/1-2/1993	3	68-71-75=214	-2	t3rd/95	92-2
Golf Digest Collegiate	3/12-14/1993	2	82-71=153	+9	t26th/75	49-25
Carpet Capital Collegiate	4/3-4/1993	2	78-70=148	+4	t22nd/80	58-21
PING American Airlines Collegiate	4/10-11/1993	3	74-78-75=227	+11	t42nd/60	18-41
Atlantic Coast Conference Championship	4/16-18/93	3	75-72-72=219	+3	t12th/45	33-11
Cavalier Classic	4/23-25/1993	3	68-73-81=222	+6	t10th/90	80-9
The Maxwell	5/15-16/1993	3	69-70-73=212	+2	t7th/75	68-6
NCAA East Regional	5/19-21/1993	3	74-74-70=218	+2	t27th/120	93-26
NCAA Championship	6/2-5/1993	4	70-74-71-74=289	+1	t13th/156	143-12
SEASON TOTALS		**38**	**2761 Avg. 72.66**	**+1**	**-**	**910-173**

1993-94	Date	Rounds	Scores	Par	Rank	W-L
PING Golfweek Preview Invitational	10/2-3/1993	3	75-72-74=221	+5	t19th/90	71-18
Taylor Made Red River Classic	10/11-12/1993	3	-3-69-70=139	-5	81st/81	0-80
John Hancock All-American Classic	10/22-23/1993	3	69-71-68=208	-8	2nd/24	22-1
Jerry Pate National Intercollegiate	10/25-26/1993	3	76-79-75=230	+14	t51st/60	9-50
Golf World-Palmetto Dunes Collegiate	11/12-14/1993	3	69-71-68=208	-8	t3rd/90	87-2
NCAA Puerto Rico Challenge	2/13-15/1994	3	73-77-71=221	+5	t9th/89	80-8
Golf Digest Collegiate	3/11-13/1994	3	75-74-68=217	+1	t3rd/75	72-2
Morris Williams Intercollegiate	3/21-22/1994	3	82-74-82=238	+22	t57th/66	9-56
Carpet Capital Collegiate	4/1-3/1994	3	69-73-73=215	-1	4th/84	80-3
PING Intercollegiate	4/9-10/1994	3	72-68-74=214	-2	t2nd/66	64-1
Atlantic Coast Conference Championship	4/16-18/1994	3	69-71-75=215	-1	t4th/45	41-3
Cavalier Classic	4/29-5/1/1994	3	67-72-71=210	-6	t2nd/81	79-1
The Maxwell	5/14-15/1994	3	74-72-74=220	+10	t31st/93	62-30
NCAA East Regional	5/19-21/1994	3	74-75-67=216	E	3rd/120	117-2
NCAA Championship	6/1-4/1994	4	75-67-65-73=280	-8	t5th/156	151-4
SEASON TOTALS		**45**	**3252 Avg. 72.27**	**E**	**-**	**944-261**

1994-95	Date	Rounds	Scores	Par	Rank	W-L
PING Preview Invitational	9/24-25/1994	2	70-70=140	-4	1st/90	89-0
Topy Cup/U.S.-Japan Intercollegiate	10/11-13/1994	3	74-73-70=217	+1	t8th/67	59-7
Jerry Pate National Intercollegiate	10/24-25/1994	3	74-67-68=209	-7	t3rd/60	57-2
Golf World-Palmetto Dunes Collegiate	11/11-13/1994	3	70-70-69=209	-7	2nd/90	88-1
NCAA Puerto Rico Challenge	2/12-14/1995	3	69-69-70=208	-8	1st/76	75-0
Golf Digest Collegiate	3/10-12/1995	3	72-73-75=220	+4	t11th/90	79-10
Morris Williams Intercollegiate	3/20-21/1995	3	73-70-71=214	-2	2nd/54	52-1
Carpet Capital Collegiate	3/31-4/2/1995	3	74-65-73-212	-4	1st/75	74-0
PING Intercollegiate	4/8-9/1995	3	68-75-70=213	-3	t4th/66	62-3
Atlantic Coast Conference Championship	4/14-16/1995	3	73-69-72=214	-2	t8th/45	37-7
The Maxwell	3/13-14/1995	3	69-66-76=211	+1	t1st/92	91-0
NCAA East Regional	5/18-20/1995	3	71-73-74=218	+8	t15th/120	105-14
NCAA Championship	5/31-6/3/1995	2	73-72=145		n/a	
SEASON TOTALS		**39**	**2630 Avg. 71.08**	**-1**	**-**	**868-45**

DAVID DUVAL • PONTE VEDRA BEACH, FLA.

Career Honors and Statistics

GCAA All-American	1990 (1st), 1991 (1st), 1992 (1st), 1993 (1st)
Fred Haskins Player of the Year	1993
Jack Nicklaus Player of the Year	1993
Dave Williams Award Recipient	1993
All-Atlantic Coast Conference	1990, 1991, 1992, 1993
ACC Player of the Year	1992, 1993
ACC Champion	1991, 1993
U.S. Walker Cup Team	1992
U.S. World Amateur Team	1992
Georgia Tech Hall of Fame	2003

Season	Rounds	Lo54	LoRnd	Par/-	Events	Top1	Top5	Top10	W-L	WLPct	Avg
1989-90	40	211	66	24	13	-	7	9	1059-171	.861	72.38
1990-91	41	211	65	24	14	2	8	9	1076-172	.862	72.20
1991-92	40	206	66	24	13	2	6	8	983-114	.896	72.03
1992-93	41	206	65	31	14	4	11	13	1067-39	.965	70.73
Totals	**162**	**206**	**65**	**103**	**54**	**8**	**32**	**39**	**4185-496**	**.894**	**71.83**

Career Tournament Results

1989-90	Date	Rounds	Scores	Par	Rank	W-L
U.S.-Japan Intercollegiate Friendship	9/19-21/1989	3	70-74-70=214	-2	t2nd/94	92-1
Carpet Capital Collegiate	10/20-22/1989	3	69-74-76=219	+3	t4th/90	86-3
Southern Intercollegiate Fall Classic	11/11-12/1989	3	71-71-83=225	+9	t47th/90	43-46
Golf World-Palmetto Dunes Collegiate	11/22-24/1989	3	80-76-76=232	+16	t70th/90	20-69
PING Arizona Intercollegiate	2/5-6/1990	3	73-71-72=216	E	17th/89	72-16
Taylor Made/Doral Park National	2/23-24/1990	3	72-76-71=219	+3	t4th/90	86-3
Florida Southern ImperiaLakes Classic	3/2-4/1990	3	66-75-70=211	-5	t2nd/120	118-1
Furman Intercollegiate	3/30-4/1/1990	3	75-69-67=211	-5	2nd/119	117-1
The American at MacGregor Downs	4/6-7/1990	3	73-71-76=220	+4	t12th/60	48-11
Atlantic Coast Conference Championship	4/20-22/1990	3	69-71-71=211	-5	2nd/40	38-1
Sheraton Cavalier Classic	5/11-13/1990	3	68-72-76=216	E	t5th/85	80-4
NCAA East Regional	5/24-26/1990	3	70-72-71=213	-3	t9th/120	111-8
NCAA Championship	6/6-9/1990	4	74-68-76-70=288	E	t8th/156	148-7
SEASON TOTALS		**40**	**2895 Avg. 72.38**	**E**	**-**	**1059-171**

1990-91	Date	Rounds	Scores	Par	Rank	W-L
Carpet Capital Collegiate	9/21-23/1990	3	76-78-72=226	+10	t40th/90	50-39
PING Golfweek Preview Classic	10/1-2/1990	3	80-73-73=226	+10	t40th/90	50-39
Taylor Made Red River Classic	10/15-16/1990	3	69-72-70=211	-5	t4th/72	68-3
Southern Intercollegiate Fall Classic	11/10-11/1990	3	74-77-66=217	+1	t3rd/75	72-2
Golf World-Palmetto Dunes Collegiate	11/16-18/1990	3	69-70-74=213	-3	t9th/90	81-8
PING Arizona Intercollegiate	1/28-29/1991	3	77-71-76=224	+8	t28th/95	67-27
Doral Park National Collegiate	2/22-24/1991	3	67-74-77=218	+2	t12th/90	78-11
Golf Digest Collegiate	3/15-17/1991	3	71-81-72=224	+8	t37th/81	44-36
Furman Intercollegiate	3/29-31/1991	2	70-68=138	-6	1st/121	120-0
PING American Intercollegiate	4/12-13/1991	3	75-69-71=215	-1	2nd/66	64-1
Sheraton Cavalier Classic	4/26-28/1991	3	72-72-69=213	-3	t3rd/76	73-2
Atlantic Coast Conference Championship	5/17-18/1991	2	67-70=137	-7	t1st/40	39-0
NCAA East Regional	5/23-25/1991	3	73-65-74=212	+2	t4th/120	116-3
NCAA Championship	6/5-8/1991	4	76-70-71-69=286	-2	2nd/156	154-1
SEASON TOTALS		**41**	**2960 Avg. 72.20**	**E**	**-**	**1076-172**

1991-92	Date	Rounds	Scores	Par	Rank	W-L
Carpet Capital Collegiate	9/21-22/1991	3	83-72-69=224	+8	t27th/90	63-26
PING Golfweek Preview Classic	10/7-8/1991	3	66-72-70=208	-8	2nd/90	88-1
John Hancock All-American	10/15-16/1991	3	67-72-67=206	-10	1st/24	23-0
LSU National Invitational	11/3-5/1991	3	78-76-75=229	+13	t22nd/60	38-21
Golf World-Palmetto Dunes Collegiate	11/15-17/1991	3	70-68-72=210	-6	2nd/90	88-1
Sun Bowl All-American Golf Classic	El Paso, Texas	3	67-72-67=206	-7	1st/24	23-0
Miami National Collegiate	2/28-3/1/1992	3	74-73-72=219	+3	t14th/90	76-13
Golf Digest Collegiate	3/13-15/1992	3	72-71-76=219	+3	t8th/75	67-7
Furman Intercollegiate	3/27-29/1992	3	76-72-73=221	+5	t13th/120	107-12
PING American Airlines Collegiate	4/11-12/1992	3	70-72-74=216	E	t6th/60	54-5
Cavalier Classic	4/24-26/1992	3	68-75-70=213	-3	1st/90	89-0
Atlantic Coast Conference Championship	5/15-17/1992	3	73-66-71=210	-6	t3rd/45	42-2
NCAA East Regional	5/21-23/1992	3	76-73-68=217	+1	t5th/120	115-4
NCAA Championship	6/3-6/1992	4	68-74-72-75=289	+1	t23rd/156	133-22
SEASON TOTALS		**40**	**2881 Avg. 72.03**	**E**	**-**	**983-114**

1992-93	Date	Rounds	Scores	Par	Rank	W-L
John Hancock All-American	10/1-2/1992	3	72-67-67=206	-7	t2nd/24	22-1
Jerry Pate National Intercollegiate	10/25-27/1992	3	80-69-74=223	+7	t17th/60	43-16
Golf World-Palmetto Dunes Collegiate	11/13-15/1992	3	71-72-68=211	-5	t6th/90	84-5
UNLV Rebel Classic	12/1-2/1992	3	71-70-67=208	-8	t1st/75	74-0
American University Collegiate	2/12-14/1993	3	76-71-73=220	+4	t7th/75	68-6
PING Arizona Intercollegiate	3/1-2/1993	3	74-68-72=214	-2	t3rd/95	92-2
Golf Digest Collegiate	3/12-14/1993	2	72-75=147	+3	t3rd/75	72-2
Carpet Capital Collegiate	4/3-4/1993	2	70-72=142	-2	4th/80	76-3
PING American Airlines Collegiate	4/10-11/1993	3	70-70-71=211	-5	2nd/60	58-1
Atlantic Coast Conference Championship	4/16-18/93	3	70-69-67=206	-10	1st/45	44-0
Cavalier Classic	4/23-25/1993	3	73-69-72=214	-2	1st/90	89-0
The Maxwell	5/15-16/1993	3	68-70-70=208	-2	1st/75	74-0
NCAA East Regional	5/19-21/1993	3	67-74-70=211	-5	t3rd/120	117-2
NCAA Championship	6/2-5/1993	4	73-71-65-70=279	-9	2nd/156	154-1
SEASON TOTALS		**41**	**2900 Avg. 70.73**	**-1**	**-**	**1067-39**

*Won playoff

HISTORY

ALL-TIME GREATS

BARTLEY FORRESTER • GAINESVILLE, GA.

Career Honors and Statistics

GCAA All-American	2022 (HM)
GCAA All-East Region	2022, 2023, 2024
All-Atlantic Coast Conference	2022
The Calusa Cup co-champion	2022
Puerto Rico Classic co-champion	2020
Monroe Invitational champion	2022
GCAA All-America Scholar	2021, 2022, 2023, 2024
ACC All-Academic team	2022, 2023, 2024

Season	Rounds	Lo54	LoRnd	Par/-	Events	Top1	Top5	Top10	W-L	WLPct	Avg
2019-20	12	207	66	7	4	1	1	1	216-140	.607	72.33
2020-21	20	214	69	8	7	-	-	-	317-243	.566	73.95
2021-22	37	197	63	21	12	1	2	4	788-275	.741	70.89
2022-23	31	205	63	18	10	-	-	1	636-289	.688	71.35
2023-24	37	201	66	20	13	-	-	4	786-328	.706	71.54
Totals	**137**	**197**	**63**	**74**	**46**	**2**	**3**	**10**	**2743-1275**	**.683**	**71.7**

Career Tournament Results

2019-20	Date	Rounds	Scores	Par	Rank	W-L
Golf Club of Georgia Collegiate Inv.	10/18-20/2019	3	74-79-75=228	+12	t62nd/78	16-61
Amer Ari Invitational	2/6-8/2020	3	74-71-72=217	+1	t65th/123	58-64
Puerto Rico Classic	2/16-18/2020	3	72-66-69=207	-9	t1st/75	74-0
Southern Highlands Collegiate	3/1-3/2020	3	75-69-72=216	E	t16th/84	68-15
SEASON TOTALS		**12**	**868 Avg. 72.33**	**E**	**-**	**216-140**

2020-21	Date	Rounds	Scores	Par	Rank	W-L
Camp Creek Seminole Invitational	1/17-19/2021	3	80-71-74=225	+9	t46th/60	14-45
Southwestern Invitational	1/25-27/2021	3	81-71-79=231	+15	t44th/66	22-43
Amer Ari Invitational	2/2-4/2021	3	70-80-69=219	+3	t18th/51	33-17
Linger Longer Invitational	3/12-14/2021	3	72-76-71=219	+3	t27th/87	60-26
The Goodwin	3/25-27/2021	3	74-71-69=214	+4	t39th/146	107-38
NCAA Tallahassee Regional	5/17-19/2021	3	0-0-71=71	-1	0th/75	0-0
NCAA Championship (stroke play)	5/28-31/2021	4	74-72-73-81=300	+20	t75th/156	81-74
SEASON TOTALS		**20**	**1479 Avg. 73.95**	**+3**	**-**	**317-243**

2021-22	Date	Rounds	Scores	Par	Rank	W-L
Maui Jim Intercollegiate	9/10-12/2021	3	64-70-63=197	-13	t6th/90	84-5
Windon Memorial Classic	9/27-28/2021	3	74-76-69=219	+6	t55th/84	29-54
Hamptons Intercollegiate	10/4-5/2021	3	74-74-69=217	+1	t7th/72	65-6
Golf Club of Georgia Collegiate	10/22-24/2021	3	72-73-73=218	+2	t49th/75	26-48
Amer Ari Intercollegiate	2/3-5/2022	3	70-72-72=214	-2	t55th/115	60-54
Watersound Invitational	2/20-22/2022	3	71-68-73=212	-4	t4th/72	68-3
Southern Highlands Collegiate	2/27-3/1/2022	3	69-69-73=211	-5	t18th/84	66-17
The Goodwin	3/24-26/2022	3	66-68-71=205	-5	t15th/147	132-14
The Calusa Cup	4/3-5/2022	3	66-70-75=211	-5	t1st/45	44-0
Atlantic Coast Conference Championship	4/22-25/2022	3	74-69-71=214	-2	t22nd/60	38-21
NCAA Columbus Regional	5/16-18/2022	3	73-75-71=219	+6	t40th/75	35-39
NCAA Championship Stroke Play	5/27-30/2022	4	73-72-73-68=286	+6	t15th/156	141-14
SEASON TOTALS		**37**	**2623 Avg. 70.89**	**E**	**-**	**788-275**

2022-23	Date	Rounds	Scores	Par	Rank	W-L
Maui Jim Intercollegiate	9/9-11/2022	3	72-63-70=205	-5	t24th/90	66-23
Ben Hogan Collegiate Invitational	10/3-4/2022	3	69-65-72=206	-4	t6th/80	74-5
Golf Club of Georgia Collegiate	10/21-23/2022	3	70-76-75=221	+5	t55th/75	20-54
Watersound Invitational	2/19-21/2023	3	71-72-69=212	-4	t14th/69	55-13
Southern Highlands Collegiate	2/26-28/2023	3	77-78-71=226	+10	73rd/84	11-72
Linger Longer Invitational	3/19-21/2023	3	71-69-79=219	+3	t24th/91	67-23
The Goodwin	3/30-4/1/2023	3	69-69-71=209	-1	t11th/155	144-10
Atlantic Coast Conference Championship	4/21-24/2023	3	69-78-71=218	+2	t23rd/60	37-22
NCAA Salem Regional	5/15-17/2023	3	71-69-67=207	-9	t14th/75	61-13
NCAA Championship - Stroke Play	5/26-29/2023	4	71-73-73-72=289	+9	t55th/156	101-54
SEASON TOTALS		**31**	**2212 Avg. 71.35**	**E**	**-**	**636-289**

2023-24	Date	Rounds	Scores	Par	Rank	W-L
OFCC/Fighting Illini Invitational	9/15-17/2023	2	70-68=138	-2	t8th/81	73-7
Ben Hogan Collegiate Invitational	10/2-3/2023	3	73-73-70=216	+6	t43rd/75	32-42
Golf Club of Georgia Collegiate Inv.	10/15/2023	3	72-70-71=213	-3	t18th/75	57-17
East Lake Cup - Stroke Play	10/30/2023	1	76	+4	t16th/20	4-15
Amer Ari Intercollegiate	2/8-10/2024	3	67-67-67=201	-15	t8th/124	116-7
Watersound Invitational	2/19-21/2024	3	71-79-68=218	+2	t37th/75	38-36
RE Lamkin Invitational	3/4-5/2024	3	72-74-77=223	+7	t71st/95	24-70
Linger Longer Invitational	3/17-19/2024	3	71-74-72=217	+1	t34th/81	47-33
The Goodwin	3/28-30/2024	3	71-73-66=210	E	t11th/168	157-10
The Calusa Cup	4/7-9/2024	3	74-73-73=220	+4	t12th/42	30-11
Atlantic Coast Conference Championship	4/19-22/2024	3	66-71-74=211	-2	t8th/60	52-7
NCAA Chapel Hill Regional	5/13-15/2024	3	66-70-66=202	-8	t8th/75	67-7
NCAA Championship	5/24-29/2024	4	77-74-76-75=302	+14	t67th/156	89-66
SEASON TOTALS		**37**	**2647 Avg. 71.54**	**E**	**-**	**786-328**

J.T. GRIFFIN • WILSON, N.C.

Career Honors and Statistics

GCAA All-American	2007 (HM), 2008 (2nd), 2010 (HM)
All-Atlantic Coast Conference	2008, 2010

Season	Rounds	Lo54	LoRnd	Par/-	Events	Top1	Top5	Top10	W-L	WLPct	Avg
2007-08	20	222	71	4	7	-	-	-	270-328	.452	75.35
2008-09	33	215	69	11	11	-	2	2	573-369	.608	74.00
2009-10	34	205	65	20	12	-	5	6	871-172	.835	71.94
2010-11	35	204	65	22	12	-	3	7	788-114	.874	71.54
Totals	**122**	**204**	**65**	**57**	**42**	**-**	**10**	**15**	**2502-983**	**.718**	**72.94**

Career Tournament Results

2007-08	Date	Rounds	Scores	Par	Rank	W-L
Brickyard Collegiate Championships	10/09/2007	3	78-76-72=226	+10	t49th/74	25-48
Isleworth CF Collegiate	10/23/2007	3	73-74-75=222	+6	t40th/90	50-39
Southern Highlands Collegiate	03/09/2008	3	80-80-77=237	+21	67th/79	12-66
United States Collegiate Championship	03/26/2008	3	77-72-74=223	+7	t33rd/78	45-32
Administaff ASU Invitational	04/06/2008	2	74-72=146	+2	t38th/89	51-37
ACC Championship	04/20/2008	3	77-76-71=224	+8	t43rd/55	12-42
NCAA Central Regional	05/17/2008	3	78-77-74=229	+16	t65th/140	75-64
SEASON TOTALS		**20**	**1507 Avg. 75.35**	**+4**	**-**	**270-328**

2008-09	Date	Rounds	Scores	Par	Rank	W-L
Carpet Capital Collegiate	09/14/2008	3	79-77-72=228	+12	t71st/90	19-70
Ping/Golfweek Preview Invitational	09/30/2008	3	77-71-75=223	+10	t38th/75	37-37
Brickyard Collegiate Championship	10/13/2008	3	69-74-72=215	+5	t3rd/80	77-2
Isleworth-UCF Collegiate	10/28/2008	3	76-73-78=227	+11	t35th/90	55-34
UH-Hilo Intercollegiate	02/6/2009	3	76-75-73=224	+8	t39th/100	61-38
Puerto Rico Classic	03/01/2009	3	71-72-72=215	-1	t21st/74	53-20
Southern Highlands Collegiate	03/15/2009	3	78-76-81=235	+19	t71st/80	9-70
United States Collegiate Championship	04/07/2009	3	72-74-70=216	E	t4th/78	74-3
ACC Championship	04/19/2009	3	72-74-74=220	+4	t27th/55	28-26
NCAA Central Regional	05/16/2009	3	74-72-71=217	+1	t11th/75	64-10
NCAA Championship	05/28/2009	3	76-74-72=222	+9	t60th/156	96-59
SEASON TOTALS		**33**	**2442 Avg. 74.00**	**+2**	**-**	**573-369**

2009-10	Date	Rounds	Scores	Par	Rank	W-L
Carpet Capital Collegiate	09/13/2009	3	79-69-70=218	+2	t20th/60	40-19
Mason Rudolph Intercollegiate	09/29/2009	2	69-68=137	-5	t4th/90	86-3
Brickyard Collegiate Championship	10/11/2009	2	69-70=139	-5	t2nd/84	82-1
UNCG Bridgestone Collegiate	10/25/2009	3	68-68-72=208	-8	t4th/84	80-3
Mauna Lani Invitational	02/05/2010	3	74-71-72=217	+1	t10th/120	110-9
Puerto Rico Classic	02/23/2010	3	70-65-70=205	-11	t4th/75	71-3
Southern Highlands Collegiate Masters	03/14/2010	3	76-83-75=234	+18	t37th/79	42-36
Linger Longer Invitational	03/28/2010	3	76-76-73=225	+9	t30th/88	58-29
Wolfpack Intercollegiate	04/10/2010	3	74-75-72=221	+8	t22nd/89	67-21
ACC Championship	04/25/2010	3	68-74-76=218	+2	t23rd/55	32-22
NCAA Southeast Regional	05/22/2010	3	68-73-68=209	-1	t3rd/75	72-2
NCAA Championship (stroke play)	06/03/2010	3	71-72-72=215	-1	t25th/156	131-24
NCAA Championship (match play)	06/03/2010	lost to Henrik Norlander (Augusta State), 1-up				
SEASON TOTALS		**34**	**2446 Avg. 71.94**	**E**	**-**	**871-172**

2010-11	Date	Rounds	Scores	Par	Rank	W-L
Carpet Capital Collegiate	9/11-13/2010	3	72-72-70=214	-2	t9th/60	51-8
Ping/Golfweek Preview	9/26-28/2010	3	75-70-77=222	+6	t13th/75	62-12
Brickyard Collegiate	10/8-10/2010	3	75-69-69=213	-3	t8th/84	76-7
United States Collegiate Championship	10/24-26/2010	3	69-76-70=215	-1	t7th/78	71-6
Western Refining College All-American	11/22-23/2010	3	71-65-68=204	-9	t2nd/31	29-1
Amer Ari Invitational	2/2-4/2011	3	67-74-69=210	-6	t14th/114	100-13
Puerto Rico Classic	2/20-22/2011	3	70-72-70=212	-4	t8th/75	67-7
Southern Highlands Collegiate Masters	3/11-13/2011	3	71-74-79=224	+8	t25th/80	55-24
Yellow Jacket Classic	4/16-17/2011	2	69-72=141	-3	3rd/31	28-2
Atlantic Coast Conference Championship	4/22-24/2011	3	73-70-66=209	-7	t3rd/55	52-2
NCAA East Regional	5/19-21/2011	3	74-74-73=221	+5	t17th/75	58-16
NCAA Championship (stroke play)	5/31-6/2/2011	3	73-72-74=219	+3	t17th/156	139-16
NCAA Championship (match play)	6/3/2011	lost to Patrick Reed (Augusta State), 1-up				
SEASON TOTALS		**35**	**2504 Avg. 71.54**	**E**	**-**	**788-114**

ALL-TIME GREATS

CHESSON HADLEY • RALEIGH, N.C.

Career Honors and Statistics

GCAA All-American	2007 (HM), 2008 (2nd), 2010 (HM)
Golfweek All-American	2008 (1st)
All-Atlantic Coast Conference	2008, 2010
ACC Champion	2010
USA Palmer Cup team	2008

Season	Rounds	Lo54	LoRnd	Par/-	Events	Top1	Top5	Top10	W-L	WLPct	Avg
2006-07	22	205	66	12	7	-	1	3	460-148	.757	72.09
2007-08	32	203	65	21	11	1	2	5	768-119	.866	71.09
2008-09	27	207	66	7	9	-	1	1	410-317	.564	74.15
2009-10	25	206	66	14	9	1	1	2	599-192	.757	72.36
Totals	**106**	**203**	**65**	**54**	**36**	**2**	**5**	**11**	**2237-776**	**.742**	**72.38**

Career Tournament Results

2006-07	Date	Rounds	Scores	Par	Rank	W-L
Carpet Capital Collegiate	09/16/2007	3	65-69-74=208	-8	1st/90	89-0
Brickyard Collegiate Championships	10/09/2007	3	70-70-68=208	-8	6th/74	68-5
Isleworth CF Collegiate	10/23/2007	3	72-69-71=212	-4	t5th/90	85-4
Western Refining All-American Classic	11/20/2007	3	70-66-77=213	E	t16th/28	12-15
UH Hilo Invitational	02/08/2008	3	68-66-69=203	-7	t9th/96	87-8
Puerto Rico Classic	03/02/2008	3	66-72-74=212	-4	t6th/79	73-5
Southern Highlands Collegiate	03/09/2008	3	73-71-74=218	+2	12th/79	67-11
United States Collegiate Championship	03/26/2008	3	75-73-74=222	+6	t28th/78	50-27
Administaff ASU Invitational	04/06/2010	2	72-71=143	-1	t15th/89	74-14
ACC Championship	04/20/2008	3	72-71-71=214	-2	t20th/55	35-19
NCAA Central Regional	05/17/2008	3	72-75-75=222	+9	t12th/140	128-11
SEASON TOTALS		**32**	**2275 Avg. 71.09**	**-1**	**-**	**768-119**

2007-08	Date	Rounds	Scores	Par	Rank	W-L
Carpet Capital Collegiate	09/16/2007	3	65-69-74=208	-8	1st/90	89-0
Brickyard Collegiate Championships	10/09/2007	3	70-70-68=208	-8	6th/74	68-5
Isleworth CF Collegiate	10/23/2007	3	72-69-71=212	-4	t5th/90	85-4
Western Refining All-American Classic	11/20/2007	3	70-66-77=213	E	t16th/28	12-15
UH Hilo Invitational	02/08/2008	3	68-66-69=203	-7	t9th/96	87-8
Puerto Rico Classic	03/02/2008	3	66-72-74=212	-4	t6th/79	73-5
Southern Highlands Collegiate	03/09/2008	3	73-71-74=218	+2	12th/79	67-11
United States Collegiate Championship	03/26/2008	3	75-73-74=222	+6	t28th/78	50-27
Administaff ASU Invitational	04/06/2008	2	72-71=143	-1	t15th/89	74-14
ACC Championship	04/20/2008	3	72-71-71=214	-2	t20th/55	35-19
NCAA Central Regional	05/17/2008	3	72-75-75=222	+9	t12th/140	128-11
SEASON TOTALS		**32**	**2275 Avg. 71.09**	**-1**	**-**	**768-119**

2008-09	Date	Rounds	Scores	Par	Rank	W-L
Ping/Golfweek Preview Invitational	09/30/2008	3	74-69-74=217	+4	t17th/75	58-16
Brickyard Collegiate Championship	10/13/2008	3	75-80-77=232	+22	t69th/80	11-68
Isleworth-UCF Collegiate	10/28/2008	3	77-73-88=238	+22	t77th/90	13-76
Western Refining College All-American	11/25/2008	3	73-74-69=216	+3	t16th/27	11-15
UH-Hilo Intercollegiate	02/6/2009	3	78-75-75=228	+12	t56th/100	44-55
United States Collegiate Championship	04/07/2009	3	73-75-72=220	+4	t11th/78	67-10
ACC Championship	04/19/2009	3	71-70-66=207	-9	t3rd/55	52-2
NCAA Central Regional	05/16/2009	3	75-72-77=224	+8	t30th/75	45-29
NCAA Championship	05/28/2009	3	72-72-76=220	+7	t47th/156	109-46
SEASON TOTALS		**27**	**2002 Avg. 74.15**	**+3**	**-**	**410-317**

2009-10	Date	Rounds	Scores	Par	Rank	W-L
Mason Rudolph Intercollegiate	09/29/2009	2	70-72=142	E	t21st/90	69-20
Brickyard Collegiate Championship	10/11/2009	2	77-71=148	+4	t44th/84	40-43
UNCG Bridgestone Collegiate	10/25/2009	3	71-72-69=212	-4	t12th/84	72-11
Southern Highlands Collegiate Masters	03/14/2010	3	74-79-78=231	+15	t29th/79	50-28
Linger Longer Invitational	03/28/2010	3	75-75-69=219	+3	t13th/88	75-12
Wolfpack Intercollegiate	04/10/2010	3	76-76-76=228	+15	t59th/89	30-58
ACC Championship	04/25/2010	3	69-66-71=206	-10	1st/55	54-0
NCAA Southeast Regional	05/22/2010	3	73-69-68=210	E	t8th/75	67-7
NCAA Championship (stroke play)	06/03/2010	3	72-72-69=213	-3	t14th/156	142-13
NCAA Championship (match play)	06/04/2010	lost to Patrick Reed (Augusta State), 2-up				
SEASON TOTALS		**25**	**1809 Avg. 72.36**	**+1**	**-**	**599-192**

PAUL HALEY II • DALLAS, TEXAS

Career Honors and Statistics

GCAA All-American	2010 (HM)
All-Atlantic Coast Conference	2011
ACC Champion	2011

Season	Rounds	Lo54	LoRnd	Par/-	Events	Top1	Top5	Top10	W-L	WLPct	Avg
2007-08	20	215	69	6	7	-	-	1	328-320	.506	75.10
2009-10	31	210	68	10	11	-	1	2	590-370	.615	73.71
2010-11	35	206	68	16	12	2	2	5	601-301	.666	72.97
Totals	**86**	**206**	**68**	**32**	**30**	**2**	**3**	**8**	**1519-991**	**.605**	**73.73**

Career Tournament Results

2007-08	Date	Rounds	Scores	Par	Rank	W-L
Carpet Capital Collegiate	09/16/2007	3	77-73-70=220	+4	t23rd/90	67-22
Brickyard Collegiate Championships	10/09/2007	3	72-71-79=222	+6	t39th/74	35-38
Isleworth CF Collegiate	10/23/2007	3	75-74-78=227	+11	t66th/90	24-65
UH Hilo Invitational	02/08/2008	3	72-69-74=215	+5	t53rd/96	43-52
Puerto Rico Classic	03/02/2008	3	80-72-89=241	+25	t78th/79	1-77
United States Collegiate Championship	03/26/2008	3	73-83-76=232	+16	61st/78	17-60
Yale Men's Spring Open	04/06/2008	2	69-76=145	+5	t7th/148	141-6
SEASON TOTALS		**20**	**1502 Avg. 75.10**	**+4**	**-**	**328-320**

2009-10	Date	Rounds	Scores	Par	Rank	W-L
Carpet Capital Collegiate	09/13/2009	3	72-73-71=216	E	t14th/60	46-13
Mason Rudolph Intercollegiate	09/29/2009	2	73-72=145	+3	t40th/90	50-39
Brickyard Collegiate Championship	10/11/2009	2	77-76=153	+9	t64th/84	20-63
Mauna Lani Invitational	02/05/2010	3	79-78-77=234	+18	t85th/120	35-84
Puerto Rico Classic	02/23/2010	3	70-74-76=220	+4	t47th/75	28-46
Southern Highlands Collegiate Masters	03/14/2010	3	75-81-80=236	+20	t43rd/79	36-42
Linger Longer Invitational	03/28/2010	3	77-73-71=221	+5	t19th/88	69-18
Wolfpack Intercollegiate	04/10/2010	3	72-73-74=219	+6	t15th/89	74-14
ACC Championship	04/25/2010	3	71-69-70=210	-6	t4th/55	51-3
NCAA Southeast Regional	05/22/2010	3	75-76-68=219	+9	t41st/75	34-40
NCAA Championship (stroke play)	06/03/2010	3	70-69-73=212	-4	t9th/156	147-8
NCAA Championship (match play)	06/04/2010	lost to Carter Newman (Augusta State), 1-up				
SEASON TOTALS		**31**	**2285 Avg. 73.71**	**+2**	**-**	**590-370**

2010-11	Date	Rounds	Scores	Par	Rank	W-L
Carpet Capital Collegiate	9/11-13/2010	3	70-68-75=213	-3	t7th/60	53-6
Ping/Golfweek Preview	9/26-28/2010	3	75-73-73=221	+5	t10th/75	65-9
Brickyard Collegiate	10/8-10/2010	3	78-77-76=231	+15	t68th/84	16-67
United States Collegiate Championship	10/24-26/2010	3	71-69-75=215	-1	t7th/78	71-6
Western Refining College All-American	11/22-23/2010	3	72-73-70=215	+2	t23rd/31	8-22
Amer Ari Invitational	2/2-4/2011	3	72-70-75=217	+1	t51st/114	63-50
Puerto Rico Classic	2/20-22/2011	3	71-74-72=217	+1	t23rd/75	52-22
Southern Highlands Collegiate Masters	3/11-13/2011	3	77-75-80=232	+16	t60th/80	20-59
Yellow Jacket Classic	4/16-17/2011	2	71-68=139	-5	1st/31	30-0
Atlantic Coast Conference Championship	4/22-24/2011	3	68-68-70=206	-10	1st/55	54-0
NCAA East Regional	5/19-21/2011	3	76-76-76=228	+12	t42nd/75	33-41
NCAA Championship (stroke play)	5/31-6/2/2011	3	71-72-77=220	+4	t20th/156	136-19
NCAA Championship (match play)	6/3/2011	lost to Carter Newman (Augusta State), 2-up				
SEASON TOTALS		**35**	**2554 Avg. 72.97**	**+1**	**-**	**601-301**

HISTORY

ALL-TIME GREATS

BUNKY HENRY • POMPANO BEACH, FLA.

Career Honors and Statistics

GCAA All-American	1967 (1st)
NCAA Championship runner-up	1967
Georgia Tech Hall of Fame	1984
Georgia Golf Hall of Fame	2008
Southern Amateur champion	1962
Georgia Amateur champion	1964
Canadian Amateur champion	1965
PGA Tour career	1968-81
U.S. Open	1966, 1967, 1969 (9th), 1970, 1972
Masters Tournament	1969, 1970
PGA Championship	1969 (T11)
PGA Champions Tour career	1994-2001

Year	Rounds	Strokes	Low	High	Avg	Record*
1964-65	14	1019	69	82	72.79	8-4-0
1965-66	records not available					
1966-67	23	1674	70	82	72.78	10-3-2

*dual-match record

George Walter Henry, Jr., began his athletic career as a football player, first in his hometown of Valdosta, Georgia, and then at Georgia Tech, in Atlanta, where he earned three Yellow Jackets letters, starting in 1964. On the football field, everybody knew Henry as "Bunky," a childhood nickname bestowed on him by his grandmother.

He was also "Bunky" on the golf course, and it turned out that's where he would make a name for himself first as a college golfer and noted amateur and then as a professional, capturing one PGA TOUR title along the way.

The two-sport athlete died August 17, 2018 from complications during heart surgery. He was 74.

Born February 8, 1944 in Valdosta, Henry made 73 of 75 extra-point attempts during his Georgia Tech career, including 50 consecutively, which, at the time, was an NCAA record. He led the Yellow Jackets in scoring in 1965, with 27 PATs and five field goals.

Once comparing his play on the field vs. what he faced on the fairway, Henry said, "On a golf course, the pressure lasts four hours. It's only 10 seconds for someone kicking a football."

Henry apparently enjoyed pressure, having qualified for the 1965 Western Open as an amateur and receiving an invite to the 1966 Masters Tournament. Henry won the 1965 Canadian Amateur, the 1966 and 1967 Peach Blossoms in Macon, Georgia, as well as the Southern Amateur (1962) and Georgia Amateur (1964). (He qualified for two NCAA championships and was the runner-up to Hale Irwin in 1967.)

After graduating from Georgia Tech in 1967, with first-team All-American golf honors and a degree in industrial management in hand, Henry put all his emphasis on golf, adding appearances in the 1966 and 1967 U.S. Opens to his amateur resume. He made his TOUR debut as a professional in Lafayette, Louisiana, at the 1967 Cajun Classic, tying for 47th. That was one of the 118 made cuts he enjoyed during his career. Eighteen months after that entrance to the professional ranks, Henry was a TOUR winner, capturing his lone title in Miami, the 1969 National Airlines Open.

Henry's final full-time TOUR season came in 1981, when he played in 15 events. He made 21 additional TOUR appearances between 1986 and 1998.

In February 1994, Henry turned 50 and began playing PGA TOUR Champions golf. After Monday qualifying into three events, in 1994 and 1995, he earned his 1996 playing privileges by tying for fourth at the Qualifying Tournament the previous December.

In 63 career PGA TOUR Champions tournaments, Henry had three top-10s, his best performance a third-place showing at the Boone Valley Classic outside St. Louis. However, that was a bittersweet and disappointing end as Henry entered the final round holding a two-shot lead before a Sunday, 2-over 73 ended his chances. His final PGA TOUR Champions appearance came in 2001, at the Mexico Senior Classic.

Henry was a member of the Georgia Tech Hall of Fame for both his football and golf exploits, inducted in 1985. He was also a member of the Lowndes (Georgia) County Sports Hall of Fame. Since 2002, Henry had served as a golf instructor at Reynolds Plantation Golf Academy in Macon.

CONNOR HOWE • OGDEN, UTAH

Career Honors and Statistics

GCAA All-American	2023 (HM)
Golfweek All-American	2023 (HM)
All-Atlantic Coast Conference	2022, 2023
GCAA All-East Region	2023
ACC Co-Scholar-Athlete of the Year, All-Academic Team	2023
Patriot All-America Amateur champion	2021
Southeastern Amateur champion	2020

Season	Rounds	Lo54	LoRnd	Par/-	Events	Top1	Top5	Top10	W-L	WLPct	Avg
2018-19	30	204	66	17	10	-	-	-	469-395	.543	72.23
2019-20	15	212	68	4	5	-	-	-	222-214	.509	73.67
2020-21	31	207	67	15	10	-	-	2	585-273	.682	72.61
2021-22	37	204	65	23	12	-	-	3	793-270	.746	71.19
2022-23	34	197	65	23	11	-	3	5	794-214	.788	70.65
Totals	**147**	**197**	**65**	**82**	**48**	**-**	**3**	**10**	**2863-1366**	**.677**	**71.83**

Career Tournament Results

2018-19	Date	Rounds	Scores	Par	Rank	W-L
Maui Jim Intercollegiate	9/21-23/2018	3	67-75-67=209	-1	t30th/78	48-29
Golf Club of Georgia Collegiate Inv.	10/19-21/2018	3	75-72-70=217	+1	t29th/75	46-28
Amer Ari Intercollegiate	2/7-9/2019	3	72-70-71=213	-3	t30th/109	79-29
Puerto Rico Classic	2/17-19/2019	3	73-76-72=221	+5	t43rd/75	32-42
Southern Highlands Collegiate	3/3-5/2019	3	80-74-74=228	+12	t69th/81	12-68
Valspar Collegiate Invitational	3/17-19/2019	3	74-73-75=222	+9	t63rd/84	21-62
Clemson Invitational	4/5-7/2019	3	71-73-68=212	-4	t22nd/81	59-21
Atlantic Coast Conference Championship	4/18-20/2019	3	72-68-72=212	-4	t14th/60	46-13
NCAA Pullman Regional	5/13-15/2019	3	66-70-68=204	-6	t17th/75	58-16
NCAA Championship	5/24-29/2019	3	80-77-72=229	+13	t88th/156	68-87
SEASON TOTALS		**30**	**2167 Avg. 72.23**	**+1**	**-**	**469-395**

Match Play
Jack Nicklaus Invitational 10/8-9/2018 Julien Paltrinieri (Kent State) L-1UP, Ryan Stachler (S Carolina) L-4&3

2019-20	Date	Rounds	Scores	Par	Rank	W-L
Carpet Capital Collegiate	9/6-8/2019	3	75-75-74=224	+8	t31st/81	50-30
Golf Club of Georgia Collegiate Inv.	10/18-20/2019	3	74-77-74=225	+9	t52nd/78	26-51
Amer Ari Invitational	2/6-8/2020	3	75-68-75=218	+2	t70th/123	53-69
Puerto Rico Classic	2/16-18/2020	3	68-68-76=212	-4	t13th/75	62-12
Southern Highlands Collegiate	3/1-3/2020	3	78-76-72=226	+10	t53rd/84	31-52
SEASON TOTALS		**15**	**1105 Avg. 73.67**	**+2**	**-**	**222-214**

Match Play
Cypress Point Classic 10/28-29/2019 Adrien Pendaries (Duke) L-4&3

2020-21	Date	Rounds	Scores	Par	Rank	W-L
Camp Creek Seminole Invitational	1/17-19/2021	3	76-74-71=221	+5	t34th/60	26-33
Southwestern Invitational	1/25-27/2021	3	79-74-75=228	+12	t34th/66	32-33
Amer Ari Invitational	2/2-4/2021	3	67-76-67=210	-6	t7th/51	44-6
Wyoming Desert Intercollegiate	2/19-21/2021	3	68-80-69=217	+1	t19th/120	101-18
Linger Longer Invitational	3/12-14/2021	3	71-71-76=218	+2	26th/87	61-25
The Goodwin	3/25-27/2021	3	68-76-70=214	+4	t39th/146	107-38
Calusa Cup	4/4-6/2021	3	77-70-75=222	+6	t23rd/47	24-22
Atlantic Coast Conference Championship	4/23-26/2021	3	70-68-69=207	-3	9th/60	51-8
NCAA Tallahassee Regional	5/17-19/2021	3	71-70-74=215	-1	t21st/75	54-20
NCAA Championship (stroke play)	5/28-31/2021	4	75-74-75-75=299	+19	t71st/156	85-70
SEASON TOTALS		**31**	**2251 Avg. 72.61**	**+1**	**-**	**585-273**

2021-22	Date	Rounds	Scores	Par	Rank	W-L
Maui Jim Intercollegiate	9/10-12/2021	3	70-69-65=204	-6	t19th/90	71-18
Windon Memorial Classic	9/27-28/2021	3	71-69-68=208	-5	t7th/84	77-6
Hamptons Intercollegiate	10/4-5/2021	3	73-74-70=217	+1	t7th/72	65-6
Golf Club of Georgia Collegiate	10/22-24/2021	3	73-71-69=213	-3	t19th/75	56-18
Amer Ari Intercollegiate	2/3-5/2022	3	70-74-69=213	-3	t45th/115	70-44
Watersound Invitational	2/20-22/2022	3	70-71-73=214	-2	t13th/72	59-12
Southern Highlands Collegiate	2/27-3/1/2022	3	69-72-70=211	-5	t18th/84	66-17
The Goodwin	3/24-26/2022	3	68-72-71=211	+1	t50th/147	97-49
The Calusa Cup	4/3-5/2022	3	78-71-70=219	+3	t13th/45	32-12
Atlantic Coast Conference Championship	4/22-25/2022	3	73-69-77=219	+3	t37th/60	23-36
NCAA Columbus Regional	5/16-18/2022	3	73-68-71=212	-1	t7th/75	68-6
NCAA Championship Stroke Play	5/27-30/2022	4	76-70-72-75=293	+13	t47th/156	109-46
SEASON TOTALS		**37**	**2634 Avg. 71.19**	**E**	**-**	**793-270**

Match Play
ACC Men's Match Championship 4/24-25/2023 Patrick McCann (Florida St) W-5&3, Parker Gillam (Wake) L-2UP

2022-23	Date	Rounds	Scores	Par	Rank	W-L
Maui Jim Intercollegiate	9/9-11/2022	3	65-67-65=197	-13	t3rd/90	87-2
Inverness Intercollegiate	9/26-27/2022	3	69-78-70=217	+4	14th/84	70-13
Ben Hogan Collegiate Invitational	10/3-4/2022	3	73-79-72=224	+14	t74th/80	6-73
Golf Club of Georgia Collegiate	10/21-23/2022	3	71-69-74=214	-2	t20th/75	55-19
Watersound Invitational	2/19-21/2023	3	74-72-68=214	-2	t22nd/69	47-21
Southern Highlands Collegiate	2/26-28/2023	3	76-72-70=218	+2	t40th/84	44-39
Linger Longer Invitational	3/19-21/2023	3	68-76-72=216	E	t10th/91	81-9
The Goodwin	3/30-4/1/2023	3	70-68-69=207	-3	t7th/155	148-6
Atlantic Coast Conference Championship	4/21-24/2023	3	71-72-66=209	-7	t3rd/60	57-2
NCAA Salem Regional	5/15-17/2023	3	71-65-66=202	-14	t3rd/75	72-2
NCAA Championship - Stroke Play	5/26-29/2023	4	72-72-66-74=284	+4	t29th/156	127-28
SEASON TOTALS		**34**	**2402 Avg. 70.65**	**-1**	**-**	**794-214**

Match Play
Big 12/ACC Showdown 2/10/2023 Jacob Sosa (Texas) L-1UP
Ramblin' Wreck Match Play 4/15/2023 Carson Ownbey (Charlotte) W-4&3, Neal Shipley (Ohio State) W-2&1
ACC Men's Match Championship 4/23-24/2023 Kelly Chinn (Duke) L-2&1, Boyd Owens (Wake) L-2&1
NCAA DI Championship 5/30-31/2023 Sam Choi (Pepperdine) L-2&1, Austin Greaser (N Carolina) W-4&2, John DuBois (Florida) L-1UP

ALL-TIME GREATS

JIMMY JOHNSTON • KNOXVILLE, TENN.

Career Honors and Statistics

GCAA All-American	1992 (2nd)
All-Atlantic Coast Conference	1992
NCAA East Regional Champion	1992

Season	Rounds	Lo54	LoRnd	Par/-	Events	Top1	Top5	Top10	W-L	WLPct	Avg
1990-91	38	212	69	12	13	-	1	5	819-349	.701	74.03
1991-92	37	209	67	20	12	1	5	6	941-133	.876	72.41
Totals	**75**	**209**	**67**	**32**	**25**	**1**	**6**	**11**	**1760-482**	**.785**	**73.23**

Career Tournament Results

1990-91	Date	Rounds	Scores	Par	Rank	W-L
Carpet Capital Collegiate	9/21-23/1990	3	74-75-78=227	+11	t44th/90	46-43
PING Golfweek Preview Classic	10/1-2/1990	3	76-71-70=217	+1	t5th/90	85-4
Taylor Made Red River Classic	10/15-16/1990	3	79-82-75=236	+20	t70th/72	2-69
Southern Intercollegiate Fall Classic	11/10-11/1990	3	72-74-72=218	+2	t6th/75	69-5
Golf World-Palmetto Dunes Collegiate	11/16-18/1990	3	71-72-69=212	-4	t7th/90	83-6
PING Arizona Intercollegiate	1/28-29/1991	3	71-73-80=224	+8	t28th/95	67-27
Doral Park National Collegiate	2/22-24/1991	3	79-74-73=226	+10	t48th/90	42-47
Furman Intercollegiate	3/29-31/1991	2	78-76=154	+10	t61st/121	60-60
PING American Intercollegiate	4/12-13/1991	3	77-74-74=225	+9	t21st/66	45-20
Sheraton Cavalier Classic	4/26-28/1991	3	74-70-72=216	E	t8th/76	68-7
Atlantic Coast Conference Championship	5/17-18/1991	2	73-69=142	-2	t6th/40	34-5
NCAA East Regional	5/23-25/1991	3	72-73-71=216	+6	t13th/120	107-12
NCAA Championship	6/5-8/1991	4	73-75-81-71=300	+12	t45th/156	111-44
SEASON TOTALS		**38**	**2813 Avg. 74.03**	**+2**	**-**	**819-349**

1991-92	Date	Rounds	Scores	Par	Rank	W-L
Carpet Capital Collegiate	9/21-22/1991	3	71-75-72=218	+2	t5th/90	85-4
PING Golfweek Preview Classic	10/7-8/1991	3	73-69-72=214	-2	t11th/90	79-10
LSU National Invitational	11/3-5/1991	3	81-78-73=232	+16	t28th/60	32-27
Golf World-Palmetto Dunes Collegiate	11/15-17/1991	3	72-73-74=219	+3	t13th/90	77-12
Miami National Collegiate	2/28-3/1/1992	3	73-68-70=211	-5	2nd/90	88-1
Golf Digest Collegiate	3/13-15/1992	3	74-75-72=221	+5	t13th/75	62-12
Furman Intercollegiate	3/27-29/1992	3	76-79-71=226	+10	t35th/120	85-34
PING American Airlines Collegiate	4/11-12/1992	3	69-74-73=216	E	t6th/60	54-5
Cavalier Classic	4/24-26/1992	3	74-71-69=214	-2	3rd/90	87-2
Atlantic Coast Conference Championship	5/15-17/1992	3	67-72-70=209	-7	2nd/45	43-1
NCAA East Regional	5/21-23/1992	3	72-67-70=209	-7	1st/120	119-0
NCAA Championship	6/3-6/1992	4	73-76-70-71=290	+2	t26th/156	130-25
SEASON TOTALS		**37**	**2679 Avg. 72.41**	**E**	**-**	**941-133**

MATT KUCHAR • LAKE MARY, FLA.

Career Honors and Statistics

U.S. Amateur Champion	1997
First-team All-American	1997 (3rd), 1998 (1st), 2000 (1st)
Fred Haskins Player of the Year	1998
Dave Williams Award	2000
All-Atlantic Coast Conference	1997, 1998, 1999, 2000
ACC Player of the Year	1998
ACC Rookie of the Year	1997
NCAA East Regional Champion	1998
Walker Cup	1999
Palmer Cup	1998, 1999
World Amateur Team	1998
ACC Academic Honor Roll	1997, 2000
Georgia Tech Hall of Fame	2010
NCAA Silver Anniversary Award	2024

Season	Rounds	Lo54	LoRnd	Par/-	Events	Top1	Top5	Top10	W-L	WLPct	Avg
1996-97	40	206	67	22	14	2	3	6	917-168	.845	72.50
1997-98	35	202	64	24	12	2	7	9	1028-114	.900	70.80
1998-99	29	159	69	10	10	1	2	2	605-315	.658	73.69
1999-00	34	207	67	25	11	2	4	8	862-76	.919	70.65
Totals	**138**	**159**	**64**	**81**	**47**	**7**	**16**	**25**	**3412-673**	**.835**	**71.86**

Career Tournament Results

1996-97	Date	Rounds	Scores	Par	Rank	W-L
William H. Tucker Invitational	9/12-14/1996	3	72-74-69=215	-1	t20th/108	88-19
Keswick Club Cavalier Classic	9/21-22/1996	3	75-75-73=223	+7	t40th/78	38-39
Tennessee Tournament of Champions	10/1-3/1996	3	70-67-69=206	-10	1st/75	74-0
Taylor Made Red River Classic	10/14-15/1996	3	72-68-72=212	-4	t19th/90	71-18
Duke Golf Classic	10/20-21/1996	3	75-74-76=225	+9	t18th/81	63-17
C.C. of Louisiana Intercollegiate	10/28-29/1996	3	71-72-77=220	+4	t19th/60	41-18
PING Arizona Intercollegiate	2/2-3/1997	3	72-72-72=216	E	t9th/83	74-8
Puerto Rico Classic	6/20/2014	3	76-74-69=219	+3	t15th/70	55-14
Furman Intercollegiate	3/28-30/97	3	69-70-70=209	-7	1st/150	149-0
Carpet Capital Collegiate	4/4-6/1997	3	72-75-72=219	+3	t10th/88	78-9
Atlantic Coast Conference Championship	4/18-20/1997	3	76-70-70=216	E	2nd/45	43-1
Liberty University Golf Classic	5/8-9/1997	2	76-75=151	+7	t21st/50	29-20
NCAA East Regional	5/15-17/1997	3	68-74-74=216	+6	t6th/120	114-5
SEASON TOTALS		**40**	**2900 Avg. 72.50**	**+1**	**-**	**917-168**

1997-98	Date	Rounds	Scores	Par	Rank	W-L
William H. Tucker Invitational	9/19-20/1997	2	69-71=140	-4	t5th/120	115-4
Tennessee Tournament of Champions	9/29-30/1997	3	69-74-75=218	+2	t21st/81	60-20
Duke Golf Classic	10/19-20/1997	2	80-73=153	+9	t38th/80	42-37
C.C. of Louisiana Intercollegiate	10/27-28/1997	3	72-74-72=218	+2	t8th/68	60-7
Nelson Stanford Invitational	11/7-9/1997	3	71-70-70=211	-2	t2nd/90	88-1
PING Arizona Intercollegiate	2/2-3/1998	3	74-66-72=212	-1	t5th/104	99-4
Taylor Made Waikoloa Intercollegiate	2/13-15/1998	3	74-75-70=219	+3	t31st/125	94-30
Puerto Rico Classic	2/23-24/1998	3	68-70-70=208	-8	1st/75	74-0
Carpet Capital Collegiate	4/3-5/1998	3	68-73-73=214	-2	t4th/90	86-3
Atlantic Coast Conference Championship	4/17-19/1998	3	70-71-66=207	-9	3rd/45	42-2
NCAA East Regional	5/14-16/1998	3	64-69-69=202	-14	1st/120	119-0
NCAA Championship	5/27-30/1998	4	69-67-70-70=276	-12	t7th/156	149-6
SEASON TOTALS		**35**	**2478 Avg. 70.80**	**-1**	**-**	**1028-114**

1998-99	Date	Rounds	Scores	Par	Rank	W-L
Ridges Invitational	9/12-13/98	3	71-75-69=215	-1	t14th/75	61-13
PING/Golfweek Preview Invitational	9/28-29/98	3	78-73-75=226	+10	t26th/75	49-25
Golf World/Palmetto Dunes Invitational	11/6-8/98	3	75-75-76=226	+10	t54th/90	36-53
Waikoloa Intercollegiate	2/11-13/99	3	71-74-76=221	+7	t1st/115	114-0
Puerto Rico Challenge	2/21-23/99	3	69-71-74=214	-2	t20th/90	70-19
Golf Digest Intercollegiate	3/12-14/99	3	75-76-75=226	+10	t47th/75	28-46
Carpet Capital Collegiate	4/2-3/1999	3	72-70-79=221	+5	t29th/90	61-28
Atlantic Coast Conference Championship	4/16-18/1999	3	75-74-71=220	+4	t12th/45	33-11
NCAA East Regional	5/20-22/1999	3	70-69-70=209	-4	2nd/119	117-1
SEASON TOTALS		**29**	**2137 Avg. 73.69**	**+2**	**-**	**605-315**

1999-2000	Date	Rounds	Scores	Par	Rank	W-L
PING/Golfweek Preview Invitational	9/19-21/99	3	72-73-71=216	E	t14th/90	76-13
Carpet Capital Collegiate	10/1-3/99	3	69-72-72=213	-3	t8th/75	67-7
Golf World/Palmetto Dunes Invitational	11/5-7/99	3	69-69-69=207	-9	t7th/89	82-6
Sun Bowl All-American Golf Classic	11/22-23/99	3	69-67-72=208	-8	1st/24	23-0
Waikoloa Intercollegiate	2/17-19/00	3	68-69-71=208	-6	t1st/120	119-0
San Juan Shootout	2/27-29/00	3	73-68-71=212	-4	t4th/74	70-3
Las Vegas Intercollegiate	3/10-12/00	3	70-74-67=211	-5	t7th/75	68-6
U.S. Collegiate Championship	4/7-9/00	3	73-71-67=211	-5	t7th/60	53-6
Atlantic Coast Conference Championship	6/6/2000	3	71-73-69=213	-3	t4th/45	41-3
NCAA East Regional	5/18-20/00	3	74-73-73=220	+7	t14th/141	127-13
NCAA Championship	5/31-6/3/00	4	67-70-72-74=283	-5	t20th/156	136-19
SEASON TOTALS		**34**	**2402 Avg. 70.65**	**-1**	**-**	**862-76**

HISTORY

ALL-TIME GREATS

CHRISTO LAMPRECHT • GEORGE, SOUTH AFRICA

Career Honors and Statistics

Byron Nelson Award winner	2024
Finalist - Ben Hogan Award, Fred Haskins Award, Jack Nicklaus Award	2024
ACC Player of the Year	2024
GTAA Male Athlete of the Year	2024
GCAA All-American	2022 (hm), 2023 (1st), 2024 (1st)
Golfweek All-American	2022 (3rd), 2023 (1st), 2024 (1st)
All-Atlantic Coast Conference	2022, 2023, 2024
GCAA All-East Region	2021, 2022, 2023, 2024
The Amateur Champion	2023
Low amateur - The Open Championship	2023
Inverness Intercollegiate champion	2022
OFCC/Fighting Illini Invitational champion	2023
Ben Hogan Collegiate Invitational Champion	2023
Member International team at Arnold Palmer Cup	2022, 2023
Member South African team at World Amateur Team Championship	2022, 2023
GCAA All-America Scholar	2022, 2023, 2024
ACC Scholar-Athlete of the Year	2024
ACC All-Academic team	2022, 2024

Season	Rounds	Lo54	LoRnd	Par/-	Events	Top1	Top5	Top10	W-L	WLPct	Avg
2020-21	28	209	65	17	9	-	3	4	638-161	.798	71.57
2021-22	37	194	63	28	12	-	4	6	883-180	.831	70.22
2022-23	34	202	62	25	11	1	5	8	870-138	.863	69.44
2023-24	31	202	65	26	12	2	4	6	829-89	.903	69.16
Totals	130	194	62	96	44	3	16	24	3220-568	.850	70.0

Career Tournament Results

2020-21	Date	Rounds	Scores	Par	Rank	W-L
Southwestern Invitational	1/25-27/2021	3	72-75-80=227	+11	t32nd/66	34-31
Amer Ari Invitational	2/2-4/2021	3	69-74-74=217	+1	17th/51	34-16
Wyoming Desert Intercollegiate	2/19-21/2021	3	70-74-68=212	-4	t6th/120	114-5
Linger Longer Invitational	3/12-14/2021	3	71-71-68=210	-6	t5th/87	82-4
The Goodwin	3/25-27/2021	3	75-75-65=215	+5	t43rd/146	103-42
Calusa Cup	4/4-6/2021	3	74-69-70=213	-3	t3rd/47	44-2
Atlantic Coast Conference Championship	4/23-26/2021	3	69-72-70=211	+1	t15th/60	45-14
NCAA Tallahassee Regional	5/17-19/2021	3	68-71-70=209	-7	t5th/75	70-4
NCAA Championship (stroke play)	5/28-31/2021	4	69-75-76-70=290	+10	t44th/156	112-43
SEASON TOTALS		28	2004 Avg. 71.57	E	-	638-161

2021-22	Date	Rounds	Scores	Par	Rank	W-L
Maui Jim Intercollegiate	9/10-12/2021	3	65-63-66=194	-16	2nd/90	88-1
Windon Memorial Classic	9/27-28/2021	3	68-71-71=210	-3	t10th/84	74-9
Hamptons Intercollegiate	10/4-5/2021	3	75-73-71=219	+3	t14th/72	58-13
Golf Club of Georgia Collegiate	10/22-24/2021	3	70-71-72=213	-3	t23rd/75	52-22
Amer Ari Intercollegiate	2/3-5/2022	3	67-72-73=212	-4	t42nd/115	73-41
Watersound Invitational	2/20-22/2022	3	71-73-73=217	+1	t23rd/72	49-22
Southern Highlands Collegiate	2/27-3/1/2022	3	65-71-69=205	-11	t2nd/84	82-1
The Goodwin	3/24-26/2022	3	68-67-68=203	-7	t8th/147	139-7
The Calusa Cup	4/3-5/2022	3	70-72-72=214	-2	t4th/45	41-3
Atlantic Coast Conference Championship	4/22-25/2022	3	71-66-68=205	-11	t3rd/60	57-2
NCAA Columbus Regional	5/16-18/2022	3	78-68-71=217	+4	t29th/75	46-28
NCAA Championship Stroke Play	5/27-30/2022	4	73-71-70-75=289	+9	t32nd/156	124-31
SEASON TOTALS		37	2598 Avg. 70.22	-1	-	883-180

2022-23	Date	Rounds	Scores	Par	Rank	W-L
Maui Jim Intercollegiate	9/9-11/2022	3	75-69-65=209	-1	t44th/90	46-43
Inverness Intercollegiate	9/26-27/2022	3	67-67-72=206	-7	1st/84	83-0
Ben Hogan Collegiate Invitational	10/3-4/2022	3	69-76-67=212	+2	t27th/80	53-26
Golf Club of Georgia Collegiate	10/21-23/2022	3	70-69-72=211	-5	t10th/75	65-9
Watersound Invitational	2/19-21/2023	3	69-65-69=203	-13	t2nd/69	67-1
Southern Highlands Collegiate	2/26-28/2023	3	67-77-65=209	-7	t9th/84	75-8
Linger Longer Invitational	3/19-21/2023	3	73-68-67=208	-8	t2nd/91	89-1
The Goodwin	3/30-4/1/2023	3	69-67-67=203	-7	2nd/155	153-1
Atlantic Coast Conference Championship	4/21-24/2023	3	69-73-70=212	-4	t9th/60	51-8
NCAA Salem Regional	5/15-17/2023	3	71-62-69=202	-14	t3rd/75	72-2
NCAA Championship - Stroke Play	5/26-29/2023	4	73-73-74-66=286	+6	t40th/156	116-39
SEASON TOTALS		34	2361 Avg. 69.44	-2	-	870-138

2023-24	Date	Rounds	Scores	Par	Rank	W-L
OFCC/Fighting Illini Invitational	9/15-17/2023	2	65-66=131	-9	1st/81	80-0
Ben Hogan Collegiate Invitational	10/2-3/2023	3	68-69-66=203	-7	t1st/75	74-0
Golf Club of Georgia Collegiate Inv.	10/15/2023	3	71-76-65=212	-4	t14th/75	61-13
East Lake Cup - Stroke Play	10/30/2023	1	72	E	t8th/20	12-7
Amer Ari Intercollegiate	2/8-10/2024	3	69-67-66=202	-14	t14th/124	110-13
Watersound Invitational	2/19-21/2024	3	71-65-71=207	-9	t2nd/75	73-1
RE Lamkin Invitational	3/4-5/2024	3	71-70-69=210	-6	t9th/95	86-8
Linger Longer Invitational	3/17-19/2024	3	73-72-67=212	-4	t16th/81	65-15
The Goodwin	3/28-30/2024	3	71-70-69=210	E	t11th/168	157-10
Atlantic Coast Conference Championship	4/19-22/2024	3	67-69-71=207	-6	t3rd/60	57-2
NCAA Chapel Hill Regional	5/13-15/2024	3	71-71-66=208	-2	t21st/75	54-20
NCAA Championship	5/24-29/2024	4	70-inj-inj-inj=70	-2	0th/156	0-0
SEASON TOTALS		31	2144 Avg. 69.16	-2	-	829-89

KEVIN LARSEN • SANTA BARBARA, CALIF.

Career Honors and Statistics

GCAA All-American	2006 (3rd)
GCAA All-America Scholar	2006, 2007
All-Atlantic Coast Conference	2006
Academic All-ACC	2006, 2007

Season	Rounds	Lo54	LoRnd	Par/-	Events	Top1	Top5	Top10	W-L	WLPct	Avg
2003-04	36	208	67	12	12	-	-	1	533-510	.511	74.19
2004-05	28	212	69	6	9	-	-	1	436-428	.505	74.79
2005-06	36	205	66	18	12	-	3	5	727-206	.779	72.36
2006-07	34	212	67	13	11	-	-	-	405-452	.473	73.53
Totals	134	205	66	49	44	-	3	7	2101-1596	.568	73.66

Career Tournament Results

2003-04	Date	Rounds	Scores	Par	Rank	W-L
PING/Golfweek Preview Invitational	09/23/2003	2	77-71=148	+8	t38th/75	37-37
Carpet Capital Collegiate	10/05/2003	3	73-70-72=215	-1	t12th/89	77-11
Jerry Pate National Intercollegiate	10/14/2003	3	68-73-67=208	-5	t17th/60	43-16
Gary Koch/Cleveland Golf Intercollegiate	10/21/2003	3	67-70-76=213	-3	t9th/78	69-8
TaylorMade/Waikoloa Intercollegiate	02/13/2004	3	70-73-69=212	-4	t14th/105	91-13
Puerto Rico Classic	02/24/2004	3	71-74-74=219	+3	t24th/88	64-23
Southern Highlands Collegiate	03/14/2004	3	74-79-80=233	+17	70th/77	7-69
Western Intercollegiate	03/23/2004	3	77-78-78=233	+23	t74th/78	4-73
Atlanta Intercollegiate	03/30/2004	3	76-76-71=223	+7	40th/64	24-39
ACC Men's Golf Championships	04/18/2004	3	75-78-72=225	+9	37th/44	7-36
NCAA East Regional	05/22/2004	3	80-80-74=234	+24	t111th/141	30-110
NCAA Championship	06/04/2004	4	82-69-78-79=308	+28	t76th/156	80-75
SEASON TOTALS		36	2671 Avg. 74.19	+3	-	533-510

2004-05	Date	Rounds	Scores	Par	Rank	W-L
Carpet Capital Collegiate	11/7/2004	3	76-74-70=220	+4	t6th/88	82-5
TaylorMade/Waikoloa Intercollegiate	02/12/2005	3	69-71-72=212	-4	t54th/109	55-53
Puerto Rico Classic	03/01/2005	3	71-75-77=223	+7	t43rd/90	47-42
Southern Highlands Collegiate Champs.	03/13/2005	3	79-71-74=224	+8	t35th/80	45-34
Oregon Duck Invitational	03/22/2005	3	74-77-75=226	+10	t55th/90	35-54
Hooties at Bulls Bay Intercollegiate	03/29/2005	3	82-81-76=239	+23	t71st/75	4-70
ACC Championship	04/17/2005	3	78-73-75=226	+10	t24th/50	26-23
NCAA East Regional	05/21/2005	3	72-75-75=222	+9	t82nd/141	59-81
NCAA Championship	06/04/2005	4	77-74-74-77=302	+22	t67th/150	83-66
SEASON TOTALS		28	2094 Avg. 74.79	+3	-	436-428

2005-06	Date	Rounds	Scores	Par	Rank	W-L
Ping/Golfweek Preview Invitational	09/28/2005	3	71-71-71=213	-3	t9th/75	66-8
Jerry Pate National Intercollegiate	10/11/2005	3	67-72-69=208	-5	t7th/60	53-6
Isleworth-UCF Collegiate Invitational	10/25/2005	3	71-73-74=218	+2	t3rd/90	87-2
Carpet Capital Collegiate	11/06/2005	3	73-66-72=211	-5	5th/90	85-4
UH Hilo Intercollegiate	02/10/2006	3	67-70-68=205	-8	4th/105	101-3
Puerto Rico Classic	02/28/2006	3	73-76-76=225	+9	t59th/90	31-58
Southern Highlands Collegiate	03/12/2006	3	72-78-81=231	+15	t36th/79	43-35
Morris Williams Intercollegiate	04/04/2006	3	73-74-74=221	+5	t36th/91	55-35
The United States Intercollegiate	04/11/2006	3	78-72-74=224	+8	t31st/69	38-30
ACC Men's Championship	04/23/2006	3	73-67-72=212	-4	t12th/54	42-11
NCAA Central Regional	05/20/2006	3	69-78-70=217	+4	t15th/141	126-14
NCAA Championship	06/03/2006	4	76-71-73-0=220	+4	*0th/156	0-0
SEASON TOTALS		36	2605 Avg. 72.36	+1	-	727-206

*through 54 holes (Tech missed cut)

2006-07	Date	Rounds	Scores	Par	Rank	W-L
Carpet Capital Collegiate	09/17/2006	3	69-72-78=219	+3	t44th/90	46-43
Olympia Fields/Fighting Illini Invit.	09/25/2006	3	71-75-75=221	+5	t20th/60	40-19
Ping/Golfweek Preview Invitational	10/04/2006	3	75-76-67=218	+8	t44th/75	31-43
Western Refining College All-America	11/21/2006	3	72-69-71=212	-1	t17th/28	11-16
UH Hilo Intercollegiate	02/09/2007	3	71-69-73=213	+3	t59th/94	35-58
Puerto Rico Classic	02/27/2007	3	75-75-71=221	+5	t39th/90	51-38
Southern Highlands Collegiate	03/11/2007	3	71-84-78=233	+17	t63rd/79	16-62
United States Collegiate Championship	04/11/2007	3	72-77-77=226	+10	t24th/76	52-23
ACC Championship	04/22/2007	3	74-72-72=218	+2	t19th/54	35-18
NCAA East Regional	05/19/2007	3	74-76-76=226	+10	t66th/141	75-65
NCAA Championship	06/02/2007	4	75-70-74-74=293	+13	t68th/81	13-67
SEASON TOTALS		34	2500 Avg. 73.53	+2	-	405-452

ALL-TIME GREATS

TROY MATTESON • AUSTIN, TEXAS

Career Honors and Statistics

NCAA Champion	2002
GCAA All-American	2001 (3rd), 2002 (1st), 2003 (1st)
All-Atlantic Coast Conference	2001, 2002, 2003
Arnold Palmer Award	2002
Byron Nelson Award	2003
GCAA All-America Scholar	2002, 2003
ACC Academic Honor Roll	1999, 2000, 2001
Georgia Tech Hall of Fame	2013

Season	Rounds	Lo54	LoRnd	Par/-	Events	Top1	Top5	Top10	W-L	WLPct	Avg
1999-00	33	209	64	14	11	-	1	1	713-291	.710	72.70
2000-01	33	210	64	15	11	-	1	2	739-236	.758	72.45
2001-02	37	205	65	21	12	4	6	7	852-168	.835	71.41
2002-03	36	201	64	21	12	2	4	6	983-138	.877	71.22
Totals	139	201	64	71	46	6	12	16	3287-833	.798	71.91

Career Tournament Results

1999-2000	Date	Rounds	Scores	Par	Rank	W-L
PING/Golfweek Preview Invitational	9/19-21/99	3	72-75-73=220	+4	t26th/90	64-25
Carpet Capital Collegiate	10/1-3/99	3	70-76-70=216	E	t17th/75	58-16
Iron Duke Golf Classic	10/17-18/99	2	74-75=149	+5	t15th/90	75-14
Golf World/Palmetto Dunes Invitational	11/5-7/99	3	76-68-75=219	+3	t55th/89	34-54
Waikoloa Intercollegiate	2/17-19/00	3	74-71-77=222	+8	t39th/120	81-38
San Juan Shootout	2/27-29/00	3	75-71-74=220	+4	t29th/74	45-28
Las Vegas Intercollegiate	3/10-12/00	3	67-72-74=213	-3	t17th/75	58-16
U.S. Collegiate Championship	4/7-9/00	3	75-64-70=209	-7	t5th/60	55-4
Atlantic Coast Conference Championship	6/6/2000	3	72-73-73=218	+2	13th/45	32-12
NCAA East Regional	5/18-20/00	3	81-75-72=228	+15	t56th/141	85-55
NCAA Championship	5/31-6/3/00	4	73-71-72-69=285	-3	t30th/156	126-29
SEASON TOTALS		33	2399 Avg. 72.70	+1	-	713-291

2000-01	Date	Rounds	Scores	Par	Rank	W-L
Carpet Capital Collegiate	10/6/00	3	77-69-78=224	+8	t31st/80	49-30
Jerry Pate Intercollegiate	10/16-17/00	3	76-64-72=212	-1	t15th/60	45-14
Golf World Invitational	11/3-5/00	3	70-68-75=213	-3	t28th/90	62-27
Taylor Made/Waikoloa Intercollegiate	2/15-17/01	3	75-78-72=225	+9	t13th/120	107-12
Puerto Rico Classic	2/25-27/01	3	75-71-73=219	+3	t15th/75	60-14
Las Vegas Intercollegiate	3/9-11/01	3	72-72-66=210	-6	2nd/75	73-1
Morris Williams Intercollegiate	3/26/01	2	75-75=150	+6	t37th/84	47-36
Ford U.S. Collegiate Championships	4/4-6/01	3	74-72-73=219	+3	t20th/60	40-19
Atlantic Coast Conference Championship	4/20-22/01	3	70-74-71=215	-1	t10th/45	35-9
NCAA East Regional	5/17-19/01	3	73-69-73=215	-1	t49th/141	92-48
NCAA Championship	5/30-6/2/01	4	74-76-69-70=289	+1	t27th/156	129-26
SEASON TOTALS		33	2391 Avg. 72.45	+1	-	739-236

2001-02	Date	Rounds	Scores	Par	Rank	W-L
PING/Golfweek Preview Invitational	09/30/2001	3	75-72-72=219	+6	t19th/75	56-18
Carpet Capital Collegiate	10/07/2001	3	68-69-76=213	-3	t3rd/75	72-2
Jerry Pate National Intercollegiate	10/16/2001	3	70-69-74=213	E	t7th/60	53-6
Long Cove Invitational	11/11/2001	3	76-68-67=211	-2	t2nd/75	73-1
Savane College All-American Classic	11/20/2001	3	70-75-70=215	+2	t17th/63	46-16
TaylorMade/Waikoloa Intercollegiate	02/15/2002	3	67-70-73=210	-6	1st/120	119-0
Puerto Rico Classic	02/26/2002	3	69-65-71=205	-11	1st/75	74-0
Callaway Golf Las Vegas Collegiate	03/10/2002	3	70-69-69=208	-8	t1st/84	83-0
PING/US Collegiate Championships	04/07/2002	3	74-75-78=227	+11	t45th/63	18-44
ACC Championship	04/21/2002	3	69-77-72=218	+2	t23rd/45	22-22
NCAA East Regional	05/18/2002	3	73-76-78=227	+11	t60th/141	81-59
NCAA Championships	06/01/2002	4	73-66-70-67=276	-8	1st/156	155-0
SEASON TOTALS		37	2642 Avg. 71.41	E	-	852-168

2002-03	Date	Rounds	Scores	Par	Rank	W-L
Carpet Capital Collegiate	09/29/2002	3	72-64-69=205	-11	t1st/89	88-0
PING/Golfweek Preview	10/08/2002	3	73-76-72=221	+5	t10th/75	65-9
Jerry Pate National Intercollegiate	10/14/2002	2	71-69=140	-2	t12th/60	48-11
Nelson Invitational	10/27/2002	3	71-72-73=216	+3	t23rd/94	71-22
TaylorMade/Waikoloa Intercollegiate	02/14/2003	3	73-69-69=211	-3	t11th/125	114-10
Puerto Rico Classic	02/25/2003	3	73-71-70=214	-2	t3rd/90	87-2
Toyota Collegiate Championship	03/09/2003	3	71-73-72=216	E	t22nd/78	56-21
Morris Williams Intercollegiate	03/18/2003	3	73-74-68=215	-1	t17th/90	73-16
Cleveland Golf/Augusta State Invit.	04/06/2003	3	71-68-68=207	-9	t8th/90	82-7
ACC Championship	04/20/2003	3	74-67-73=214	-2	t3rd/45	42-2
NCAA East Regional	05/17/2003	3	68-67-66=201	-15	1st/141	140-0
NCAA Championship	05/30/2003	4	78-74-77-75=304	+16	t39th/156	117-38
SEASON TOTALS		36	2564 Avg. 71.22	-1	-	983-138

BILL McDONALD • DALTON, GA.

Career Honors and Statistics

GCAA All-American	1985 (HM), 1988 (HM)
All-Atlantic Coast Conference	1985
Georgia Tech Hall of Fame	1995

Season	Rounds	Lo54	LoRnd	Par/-	Events	Top1	Top5	Top10	W-L	WLPct	Avg
1984-85	37	208	67	13	12	3	4	6	865-122	.876	73.16
1985-86	32	146	68	9	11	1	2	3	702-396	.639	74.75
1986-87	17	215	68	6	6	-	-	2	497-140	.780	73.59
1987-88	36	213	68	16	12	-	1	2	813-127	.865	73.61
Totals	122	146	67	44	41	4	7	13	2877-785	.786	73.77

Career Tournament Results

1984-85	Date	Rounds	Scores	Par	Rank	W-L
McGregor Invitational	10/5-7/1984	3	76-75-76=227	+11	0th/120	0-0
John Ryan Memorial	10/18-20/1984	3	67-69-72=208	-5	1st/120	119-0
Dixie Intercollegiate	11/2-4/1984	3	77-72-70=219	+3	t10th/140	130-9
Gator Bowl Invitational	12/17-19/1984	3	74-72-75=221	+7	1st/80	79-0
Tampa Winter Collegiate Invitational	1/26-28/1985	3	80-71-74=225	+9	16th/123	107-15
Florida Southern/ImperiaLakes Classic	3/1-3/1985	3	73-73-78=224	+8	0th/105	0-0
Iron Duke Classic	3/29-31/1985	3	73-68-71=212	-1	1st/120	119-0
Furman Intercollegiate	4/4-6/1985	3	71-80-76=227	+11	0th/122	0-0
Atlantic Coast Conference Championship	4/19-21/1985	3	68-69-73=210	-6	3rd/40	37-2
Chris Schenkel Intercollegiate	4/26-28/1985	3	76-69-73=218	+2	t36th/90	54-35
Southern Intercollegiate Championship	5/2-4/1985	3	76-68-71=215	-1	t9th/100	91-8
NCAA Championship	5/22-25/1985	4	74-76-76-75=301	+13	t54th/183	129-53
SEASON TOTALS		37	2707 Avg. 73.16	+1	-	865-122

1985-86	Date	Rounds	Scores	Par	Rank	W-L
Honda Fall Collegiate	9/5-7/1985	3	72-78-74=224	+8	0th/90	0-0
Grandfather Mountain Invitational	9/27-29/1985	3	83-78-81=242	+26	t70th/96	26-69
John Ryan Memorial	10/11-12/1985	2	80-75=155	+13	t90th/161	71-89
Miami/Doral Park National Collegiate	2/7-9/86	3	74-74-80=228	+12	t22nd/90	68-21
ImperiaLakes Classic	2/28-3/1/1986	3	72-74-74=220	+4	t24th/105	81-23
Iron Duke Classic	3/28-30/1986	3	69-68-71=208	-5	1st/120	119-0
Furman Intercollegiate	4/3-5/1986	3	77-68-77=222	+6	t29th/115	86-28
Atlantic Coast Conference Championship	4/18-20/1986	3	73-72-71=216	E	t6th/40	34-5
Chris Schenkel Intercollegiate	4/25-27/1986	3	75-73-73=221	+5	t52nd/90	38-51
NCAA Championship	5/28-31/1986	4	80-79-75-76=310	+22	t109th/183	74-108
SEASON TOTALS		32	2392 Avg. 74.75	+3	-	702-396

1986-87	Date	Rounds	Scores	Par	Rank	W-L
John Ryan Memorial	10/1986	2	72-78=150	+8	t21st/144	123-20
Furman Intercollegiate	4/2-4/1987	2	72-76=148	+4	t8th/114	106-7
Atlantic Coast Conference Championship	4/17-19/1987	3	72-70-74=216	E	t6th/40	34-5
Chris Schenkel Intercollegiate	4/24-26/1987	3	73-71-71=215	-1	t12th/90	78-11
Oak Tree Intercollegiate	5/29-30/1987	3	75-68-76=219	+9	t40th/72	32-39
NCAA Championship	6/10-13/1987	4	75-76-75-77=303	+15	t59th/183	124-58
SEASON TOTALS		17	1251 Avg. 73.59	+2	-	497-140

1987-88	Date	Rounds	Scores	Par	Rank	W-L
Guilford Invitational	9/21-22/1987	2	75-73=148	+4	t10th/90	80-9
Southwestern Intercollegiate	10/5-7/1987	3	76-76-77=229	+13	0th/120	0-0
Southern Intercollegiate Fall Classic	11/7-8/1987	3	78-70-72=220	+4	t14th/45	31-13
Golf World/Palmetto Dunes Collegiate	11/1987	3	71-77-72=220	+4	0th/85	0-0
Bill Bell Memorial Classic	1/25-26/1988	3	76-71-74=221	+5	t13th/83	70-12
Miami/Doral Park National Collegiate	2/5-7/1988	3	69-77-78=224	+8	t16th/90	74-15
Florida Southern ImperiaLakes Classic	3/4-6/1988	3	72-71-70=213	-3	t13th/105	92-12
Iron Duke Classic	3/25-27/1988	3	71-77-78=226	+10	t20th/120	100-19
Furman Intercollegiate	3/31-4/2/1988	3	77-71-72=220	+4	t13th/104	91-12
Atlantic Coast Conference Championship	4/15-17/1988	3	73-77-75=225	+15	t13th/40	27-12
Chris Schenkel Intervitational	4/22-24/1988	3	74-71-72=217	+1	t23rd/90	67-22
NCAA Championship	5/25-28/1988	4	77-68-69-73=287	+3	t2nd/183	181-1
SEASON TOTALS		36	2650 Avg. 73.61	+2	-	813-127

HISTORY

ALL-TIME GREATS

BOB McDONNELL • ORMOND BEACH, FLA.

Career Honors and Statistics

GCAA All-American	1985 (3rd)
All-Atlantic Coast Conference	1985
ACC Champion	1985
ACC Academic Honor Roll	1984
Georgia Tech Hall of Fame	1993

Season	Rounds	Lo54	LoRnd	Par/-	Events	Top1	Top5	Top10	W-L	WLPct	Avg
1982-83	18	221	68	5	6	-	1	2	442-126	.778	74.11
1983-84	30	206	67	8	10	-	2	3	390-190	.672	74.37
1984-85	40	205	67	16	13	2	2	3	843-153	.846	73.23
1985-86	32	145	70	13	11	1	2	3	851-217	.797	73.50
Totals	**120**	**145**	**67**	**42**	**40**	**3**	**7**	**11**	**2526-686**	**.786**	**73.72**

Career Tournament Results

1982-83	Date	Rounds	Scores	Par	Rank	W-L
Gator Invitational	Spring 1983	3	71-74-76=221	+5	t54th/95	41-53
Seminole Invitational	Spring 1983	3	72-76-75=223	+7	t13th/105	92-12
Central Florida Invitational	Spring 1983	4	73-72-77-73=295	+7	3rd/144	141-2
Junior-Senior Championship	Spring 1983	2	68-76=144	E	t7th/130	123-6
Tar Heel Invitational	Spring 1983	3	79-70-74=223	+7	t28th/60	32-27
Atlantic Coast Conference Championship	4/15-17/1983	3	79-74-75=228	+12	t27th/40	13-26
SEASON TOTALS		**18**	**1334 Avg. 74.11**	**+2**	**-**	**442-126**

1983-84	Date	Rounds	Scores	Par	Rank	W-L
John Ryan Memorial	10/13-15/1983	3	81-78-72=231	+18	0th/120	0-0
Hall of Fame Winter College Invitational	1/28-30/1984	3	75-72-73=220	+4	t5th/105	100-4
Gator Golf Invitational	2/17-19/1984	3	67-72-67=206	-10	3rd/105	102-2
ImperiaLakes/Florida Southern Classic	3/2-4/1984	3	77-76-69=222	+6	t50th/105	55-49
Iron Duke Classic	3/23-25/1984	3	79-77-73=229	+16	0th/120	0-0
Furman Intercollegiate	4/5-7/1984	3	77-77-73=227	+11	0th/105	0-0
Tar Heel Invitational	4/13-15/1984	3	73-77-72=222	+6	t24th/66	42-23
Atlantic Coast Conference Championship	4/20-22/1984	3	68-76-80=224	+8	t7th/40	33-6
Chris Schenkel Intercollegiate	4/27-29/1984	3	75-80-71=226	+10	t58th/90	32-57
Southern Intercollegiate Classic	5/17-19/1984	3	73-76-75=224	+8	t50th/76	26-49
SEASON TOTALS		**30**	**2231 Avg. 74.37**	**+3**	**-**	**390-190**

1984-85	Date	Rounds	Scores	Par	Rank	W-L
Augusta College Forest Hills Inv.	9/28-30/1984	3	75-76-74=225	+9	t19th/90	71-18
McGregor Invitational	10/5-7/1984	3	79-72-75=226	+10	0th/120	0-0
John Ryan Memorial	10/18-20/1984	3	74-72-70=216	+3	t13th/120	107-12
Dixie Intercollegiate	11/2-4/1984	3	72-75-74=221	+5	16th/140	124-15
Gator Bowl Invitational	12/17-19/1984	3	69-81-80=230	+16	0th/80	0-0
Tampa Winter Collegiate Invitational	1/26-28/1985	3	82-74-74=230	+14	0th/123	0-0
Florida Southern/ImperiaLakes Classic	3/1-3/1985	3	69-74-70=213	-3	0th/105	0-0
Iron Duke Classic	3/29-31/1985	3	72-74-73=219	+6	t14th/120	106-13
Furman Intercollegiate	4/4-6/1985	3	74-76-70=220	+4	t7th/122	115-6
Atlantic Coast Conference Championship	4/19-21/1985	3	68-69-68=205	-11	1st/40	39-0
Chris Schenkel Intercollegiate	4/26-28/1985	3	72-71-70=213	-3	t17th/90	73-16
Southern Intercollegiate Championship	5/2-4/1985	3	70-67-69=206	-10	1st/100	99-0
NCAA Championship	5/22-25/1985	4	77-73-77-78=305	+17	t74th/183	109-73
SEASON TOTALS		**40**	**2929 Avg. 73.23**	**+1**	**-**	**843-153**

1985-86	Date	Rounds	Scores	Par	Rank	W-L
Honda Fall Collegiate	9/5-7/1985	3	75-71-75=221	+5	t16th/90	74-15
Grandfather Mountain Invitational	9/27-29/1985	3	80-78-82=240	+24	t61st/96	35-60
John Ryan Memorial	10/11-12/1985	2	74-73=147	+5	t26th/161	135-25
Miami/Doral Park National Collegiate	2/7-9/86	3	71-70-70=211	-5	1st/90	89-0
ImperiaLakes Classic	2/28-3/1/1986	3	74-73-71=218	+2	t15th/105	90-14
Iron Duke Classic	3/28-30/1986	3	73-71-78=222	+9	0th/120	0-0
Furman Intercollegiate	4/3-5/1986	3	73-74-71=218	+2	t19th/115	96-18
Atlantic Coast Conference Championship	4/18-20/1986	3	74-72-72=218	+2	10th/40	30-9
Chris Schenkel Intercollegiate	4/25-27/1986	3	74-74-70=218	+2	t39th/90	51-38
NCAA Championship	5/28-31/1986	4	77-72-74-71=294	+6	t38th/183	145-37
SEASON TOTALS		**32**	**2352 Avg. 73.50**	**+2**	**-**	**851-217**

KRIS MIKKELSEN • WOODSTOCK, GA.

Career Honors and Statistics

GCAA All-American	2001 (HM), 2002 (2nd)
All-Atlantic Coast Conference	2002
GCAA All-America Scholar	2001, 2002
ACC Academic Honor Roll	1999, 2000, 2001, 2002
U.S.-Japan Matches	2002

Season	Rounds	Lo54	LoRnd	Par/-	Events	Top1	Top5	Top10	W-L	WLPct	Avg
1998-99	21	208	68	12	7	-	2	2	430-172	.714	73.24
1999-00	8	214	69	4	3	-	-	1	179-57	.758	72.88
2000-01	35	212	66	15	12	-	1	4	647-407	.614	73.54
2001-02	37	211	67	17	12	-	-	6	840-180	.824	72.11
Totals	**101**	**208**	**66**	**48**	**34**	**-**	**3**	**13**	**2096-816**	**.720**	**72.90**

Career Tournament Results

1998-99	Date	Rounds	Scores	Par	Rank	W-L
Duke Golf Classic	10/18-19/98	3	75-72-76=223	+7	t33rd/81	48-32
Golf World/Palmetto Dunes Invitational	11/6-8/98	3	72-70-70=212	-4	t2nd/90	88-1
Taylor Made/Red River Classic	6/6/2014	3	75-72-70=217	+1	t44th/83	39-43
Waikoloa Intercollegiate	2/11-13/99	3	70-85-75=230	+16	t21st/115	94-20
Puerto Rico Challenge	2/21-23/99	3	70-70-68=208	-8	5th/90	85-4
Golf Digest Intercollegiate	3/12-14/99	3	76-69-71=216	E	t12th/75	63-11
Chris Schenkel/E-Z-Go Invitational	3/27-28/99	3	79-78-75=232	+16	t62nd/75	13-61
SEASON TOTALS		**21**	**1538 Avg. 73.24**	**+1**	**-**	**430-172**

1999-2000	Date	Rounds	Scores	Par	Rank	W-L
Carpet Capital Collegiate	10/1-3/99	3	72-72-73=217	+1	t21st/75	54-20
Iron Duke Golf Classic	10/17-18/99	2	78-74=152	+8	t31st/90	59-30
San Juan Shootout	2/27-29/00	3	72-73-69=214	-2	t8th/74	66-7
SEASON TOTALS		**8**	**583 Avg. 72.88**	**+1**	**-**	**179-57**

2000-01	Date	Rounds	Scores	Par	Rank	W-L
PING/Golfweek Preview Invitational	9/25-26/00	2	79-79=158	+14	t71st/80	9-70
Carpet Capital Collegiate	10/6/00	3	73-70-79=222	+6	t23rd/80	57-22
Jerry Pate Intercollegiate	10/16-17/00	3	74-74-72=220	+7	t33rd/60	27-32
Golf World Invitational	11/3-5/00	3	70-68-74=212	-4	t24th/90	66-23
Taylor Made/Waikoloa Intercollegiate	2/15-17/01	3	87-81-75=243	+27	t96th/120	24-95
Puerto Rico Classic	2/25-27/01	3	80-72-70=222	+6	t28th/75	47-27
Las Vegas Intercollegiate	3/9-11/01	3	74-69-70=213	-3	t6th/75	69-5
Morris Williams Intercollegiate	3/26/01	2	70-73=143	-1	t9th/84	75-8
Ford U.S. Collegiate Championships	4/4-6/01	3	73-74-79=226	+10	44th/60	16-43
Atlantic Coast Conference Championship	4/20-22/01	3	69-73-71=213	-3	t6th/45	39-5
NCAA East Regional	5/17-19/01	3	75-72-74=221	+5	t75th/141	66-74
NCAA Championship	5/30-6/2/01	4	66-72-72-71=281	-7	t4th/156	152-3
SEASON TOTALS		**35**	**2574 Avg. 73.54**	**+2**	**-**	**647-407**

2001-02	Date	Rounds	Scores	Par	Rank	W-L
PING/Golfweek Preview Invitational	09/30/2001	3	73-74-77=224	+11	t43rd/75	32-42
Carpet Capital Collegiate	10/07/2001	3	72-70-75=217	+1	t11th/75	64-10
Jerry Pate National Intercollegiate	10/16/2001	3	69-72-73=214	+1	t10th/60	50-9
Long Cove Invitational	11/11/2001	3	76-68-70=214	+1	t9th/75	66-8
Savane College All-American Classic	11/20/2001	3	69-73-73=215	+2	t17th/63	46-16
TaylorMade/Waikoloa Intercollegiate	02/15/2002	3	71-72-74=217	+1	t9th/120	111-8
Puerto Rico Classic	02/26/2002	3	67-73-73=213	-3	t7th/75	68-6
Callaway Golf Las Vegas Collegiate	03/10/2002	3	71-74-71=216	E	t10th/84	74-9
PING/US Collegiate Championships	04/07/2002	3	72-74-74=220	+4	t16th/63	47-15
ACC Championship	04/21/2002	3	67-74-70=211	-5	t9th/45	36-8
NCAA East Regional	05/18/2002	3	73-74-74=221	+5	t18th/141	123-17
NCAA Championships	06/01/2002	4	70-74-71-71=286	+2	t33rd/156	123-32
SEASON TOTALS		**37**	**2668 Avg. 72.11**	**+1**	**-**	**840-180**

ALL-TIME GREATS

LARRY MIZE • AUGUSTA, GA.

Career Honors and Statistics

NCAA Championship individual participant	1978
Team captain	1978, 1879
Masters champion	1987
Georgia Tech Hall of Fame	1992
Georgia Sports Hall of Fame	2005

Season	Rounds	Lo54	LoRnd	Par/-	Events	Top1	Top5	Top10	W-L	WLPct	Avg
1976-77	16	222	72	-	7	-	-	-	-	-	75.00
1977-78	29	215	68	-	10	-	-	-	-	-	75.00
1978-79	17	216	71	-	6	-	-	-	-	-	74.47
Totals	62	215	68	-	23	-	-	-	-	-	74.85

Career Tournament Results

1976-77	Date	Rounds	Scores	Par	Rank	W-L
FSU Invitational	3/4-6/1977	2	78-75=153			
Furman Invitational	3/24-26/1977	3	74-75-73=222			
Junior-Senior Invitational	4/8-10/1977	3	73-73-77=223			
Chris Schenkel Invitational	4/22-24/1977	3	78-77-73=228			
Georgia State	5/3/1977	1	73			
Governor's Cup	5/7/1977	1	81			
Metro 7 Championship	5/13-15/1977	3	72-73-75=220			
SEASON TOTALS		16	1200 Avg. 75.00			

1977-78	Date	Rounds	Scores	Par	Rank	W-L
River City Intercollegiate	10/7-9/1977	3	71-78-79=228			
Dixie Intercollegiate	11/1977	3	216			
Gator Invitational	2/10-12.1978	3	71-72-74=217			
Seminole Invitational	2/24-26/1977	3	77-78-79=234			
Furman Invitational	3/23-25/1978	2	71-78=149			
Junior-Senior Invitational	4/7-9/1978	3	72-69-74=215			
Chris Schenkel Invitational	4/21-23/1978	3	77-77-76=230			
Southern Intercollegiate	4/27-29/1978	3	82-68-72=222			
Metro 7 Championship	5/12-14/1978	3	76-74-77=227		t12/34	21-11
NCAA Championship	6/7-10/1978	3	77-79-81=237		t171/182	8-170
SEASON TOTALS		29	2175 Avg. 75.00			

1978-79	Date	Rounds	Scores	Par	Rank	W-L
Gator Invitational	2/16-18/1979	3	71-74-73=218		t25/110	85-24
Seminole Invitational	3/2-4/1979	3	73-78-72=223			
Furman Invitational	3/22-24/1979	2	81-79=160			
Junior-Senior Invitational	3/30-4/1/1979	3	73-72-71=216			
Atlantic Coast Conference Championship	4/17-19/1979	3	79-74-75=228			
Chris Schenkel Invitational	4/27-29/1979	3	75-75-76=221			
SEASON TOTALS		17	1266 Avg. 74.47			

BRYCE MOLDER • CONWAY, ARK.

Career Honors and Statistics

GCAA All-American	1998 (1st), 1999 (1st), 2000 (1st), 2001 (1st)
Fred Haskins Player of the Year	2001
Jack Nicklaus Player of the Year	1998, 2001
Golfweek Collegiate Player of the Year	1998, 2001
Dave Williams Award Recipient	2001
All-Atlantic Coast Conference	1998, 1999, 2000, 2001
ACC Player of the Year	1999, 2000, 2001
ACC Rookie of the Year	1998
ACC Champion	2000
Academic All-America Team Member of Year	2001
Academic All-American	1999, 2000, 2001
GCAA All-America Scholar	2000, 2001
World Amateur Medalist	2000
U.S. Walker Cup Team	1999, 2001
U.S. Palmer Cup Team	1999, 2001
NCAA Today's Top VIII Award	2001
Set all-time NCAA season (69.43, since broken)	2001
Set career (70.69) scoring average record	2001
Tied NCAA single-round scoring record of 60	2001
Georgia Tech Sports Hall of Fame	2011

Season	Rounds	Lo54	LoRnd	Par/-	Events	Top1	Top5	Top10	W-L	WLPct	Avg
1997-98	38	206	66	25	13	1	7	9	1089-112	.907	70.95
1998-99	38	154	65	24	13	2	7	10	1007-149	.871	71.58
1999-00	36	204	66	28	12	3	4	7	924-103	.900	70.72
2000-01	35	196	60	29	12	3	10	11	1023-31	.971	69.43
Totals	147	154	60	106	50	9	28	37	4043-395	.911	70.69

Career Tournament Results

1997-98	Date	Rounds	Scores	Par	Rank	W-L
William H. Tucker Invitational	9/19-20/1997	2	70-69=139	-5	t3rd/120	117-2
Tennessee Tournament of Champions	9/29-30/1997	3	76-72-74=222	+6	t37th/81	44-36
Duke Golf Classic	10/19-20/1997	2	72-71=143	-1	3rd/80	77-2
C.C. of Louisiana Intercollegiate	10/27-28/1997	3	67-70-73=210	-6	2nd/68	66-1
Nelson Stanford Invitational	11/7-9/1997	3	74-72-71=217	+4	t12th/90	78-11
PING Arizona Intercollegiate	2/2-3/1998	3	69-77-68=214	+1	t7th/104	97-6
Taylor Made Waikoloa Intercollegiate	2/13-15/1998	3	73-69-75=217	+1	t18th/125	107-17
Puerto Rico Classic	2/23-24/1998	3	71-77-78=226	+10	t27th/75	48-26
Cuscowilla Intercollegiate	3/23-24/1998	3	72-67-69=208	-2	t2nd/60	58-1
Carpet Capital Collegiate	4/3-5/1998	3	74-69-69=212	-4	t1st/90	89-0
Atlantic Coast Conference Championship	4/17-19/1998	3	70-71-68=209	-7	t5th/45	40-4
NCAA East Regional	5/14-16/1998	3	73-67-66=206	-10	2nd/120	118-1
NCAA Championship	5/27-30/1998	4	68-68-68-69=273	-15	6th/156	150-5
SEASON TOTALS		38	2696 Avg. 70.95	-1	-	1089-112

1998-99	Date	Rounds	Scores	Par	Rank	W-L
Ridges Invitational	9/12-13/98	3	71-70-69=210	-6	t3rd/75	72-2
PING/Golfweek Preview Invitational	9/28-29/98	3	80-76-75=231	+15	t42nd/75	33-41
Duke Golf Classic	10/18-19/98	3	76-70-69=215	-1	9th/81	72-8
Golf World/Palmetto Dunes Invitational	11/6-8/98	3	69-67-76=212	-4	t2nd/90	88-1
Taylor Made/Red River Classic	6/6/2014	3	71-67-67=205	-11	t2nd/83	81-1
Waikoloa Intercollegiate	2/11-13/99	3	65-79-80=224	+10	t5th/115	110-4
Puerto Rico Challenge	2/21-23/99	3	74-67-69=210	-6	7th/90	83-6
Golf Digest Intercollegiate	3/12-14/99	3	70-69-69=208	-8	t1st/75	74-0
Chris Schenkel/E-Z-Go Invitational	3/27-28/99	3	70-72-78=220	+4	t15th/75	60-14
Carpet Capital Collegiate	4/2-3/1999	3	66-71-67=204	-12	1st/90	89-0
Atlantic Coast Conference Championship	4/16-18/1999	3	73-71-73=217	+1	t7th/45	38-6
NCAA East Regional	5/20-22/1999	3	69-74-67=210	-3	t3rd/119	116-2
SEASON TOTALS		38	2720 Avg. 71.58	E	-	1007-149

1999-2000	Date	Rounds	Scores	Par	Rank	W-L
PING/Golfweek Preview Invitational	9/19-21/99	3	73-74-69=216	E	t14th/90	76-13
Carpet Capital Collegiate	10/1-3/99	3	68-68-68=204	-12	1st/75	74-0
Iron Duke Golf Classic	10/17-18/99	2	70-74=144	E	t2nd/90	88-1
Golf World/Palmetto Dunes Invitational	11/5-7/99	3	70-69-72=211	-5	t18th/89	71-17
Savane College All-America Classic	11/22-23/99	3	72-72-70=214	-2	7th/24	17-6
Waikoloa Intercollegiate	2/17-19/00	3	66-69-73=208	-6	t1st/120	119-0
San Juan Shootout	2/27-29/00	3	67-70-77=214	-2	t8th/74	66-7
Las Vegas Intercollegiate	3/10-12/00	3	68-73-72=213	-3	t17th/75	58-16
U.S. Collegiate Championship	4/7-9/00	3	71-71-70=212	-4	t10th/60	50-9
Atlantic Coast Conference Championship	6/6/2000	3	72-67-67=206	-10	1st/45	44-0
NCAA East Regional	5/18-20/00	3	71-75-76=222	+9	t21st/141	120-20
NCAA Championship	5/31-6/3/00	4	69-72-71-70=282	-6	t15th/156	141-14
SEASON TOTALS		36	2546 Avg. 70.72	-1	-	924-103

2000-01	Date	Rounds	Scores	Par	Rank	W-L
PING/Golfweek Preview Invitational	9/25-26/00	2	68-72=140	-4	1st/80	79-0
Carpet Capital Collegiate	10/6/00	3	70-68-73=211	-5	2nd/80	78-1
Jerry Pate Intercollegiate	10/16-17/00	3	67-62-67=196$	-17	1st/60	59-0
Golf World Invitational	11/3-5/00	3	69-67-60=196#	-20	2nd/90	88-1
Taylor Made/Waikoloa Intercollegiate	2/15-17/01	3	76-82-67=225	+9	t13th/120	107-12
Puerto Rico Classic	2/25-27/01	3	71-71-70=212	-4	3rd/75	72-2
Las Vegas Intercollegiate	3/9-11/01	3	75-69-68=212	-4	t4th/75	71-3
Morris Williams Intercollegiate	3/26/01	2	67-68=135	-9	1st/84	83-0
Ford U.S. Collegiate Championships	4/4-6/01	3	72-68-71=211	-5	t4th/60	56-3
Atlantic Coast Conference Championship	4/20-22/01	3	69-70-66=205	-11	2nd/45	43-1
NCAA East Regional	5/17-19/01	3	68-69-66=203	-13	2nd/141	139-1
NCAA Championship	5/30-6/2/01	4	73-72-66-73=284*	-4	t8th/156	148-7
SEASON TOTALS		35	2430 Avg. 69.43	-2	-	1023-31

**School record for 72-hole tournament; $Lowest 54-hole tournament in school history; #NCAA-tying and school-record round*

HISTORY

ALL-TIME GREATS

ANDY OGLETREE • LITTLE ROCK, MISS.

Career Honors and Statistics

GCAA All-American	2019 (2nd), 2020 (2nd)
Golfweek All-American	2019 (3rd), 2020 (2nd)
All-Atlantic Coast Conference	2019
U.S. Amateur Champion	2019
United States Walker Cup team	2019
U.S. Spirit International Amateur team	2019
U.S. Palmer Cup team	2019
Low amateur - The Masters Tournament	2020

Season	Rounds	Lo54	LoRnd	Par/-	Events	Top1	Top5	Top10	W-L	WLPct	Avg
2016-17	30	211	68	16	10	-	-	-	527-283	.651	72.63
2017-18	33	209	68	18	11	-	-	1	638-242	.725	71.88
2018-19	32	203	63	23	11	-	3	4	686-258	.727	70.38
2019-20	15	204	66	9	5	-	1	3	365-74	.831	71.07
Totals	**110**	**203**	**63**	**66**	**37**	**-**	**4**	**8**	**2216-857**	**.721**	**71.54**

Career Tournament Results

2016-17	Date	Rounds	Scores	Par	Rank	W-L
Carpet Capital Collegiate	9/9-11/2016	3	72-77-70=219	+3	t38th/78	40-37
Maui Jim Intercollegiate	9/23-25/2016	3	69-70-72=211	-2	t18th/93	75-17
Golf Club of Georgia Collegiate	10/21-23/2016	3	74-82-77=233	+17	t80th/90	10-79
Amer Ari Invitational	2/2-4/2017	3	72-68-71=211	-5	t22nd/120	98-21
Puerto Rico Classic	2/19-21/2017	3	73-70-72=215	-1	t12th/75	63-11
Seminole Intercollegiate	3/10-12/2017	3	75-72-72=219	+3	t44th/81	37-43
Valspar Collegiate Invitational	3/19-21/2017	3	74-73-70=217	+4	t18th/78	60-17
Clemson Invitational	4/7-9/2017	3	73-71-79=223	+7	t22nd/70	48-21
Atlantic Coast Conference Championship	4/21-22/2017	3	73-75-72=220	+4	t22nd/60	38-21
NCAA Stanford Regional	5/15-17/2017	3	70-72-69=211	+1	t17th/75	58-16
SEASON TOTALS		**30**	**2179 Avg. 72.63**	**+1**	**-**	**527-283**

2017-18	Date	Rounds	Scores	Par	Rank	W-L
Carpet Capital Collegiate	9/8-10/2017	3	69-68-73=210	-6	t7th/81	74-6
Maui Jim Intercollegiate	9/22-24/2017	3	80-74-69=223	+7	t33rd/78	45-32
Franklin American Mortgage Collegiate	10/8-10/2017	3	75-77-68=220	+4	t17th/68	51-16
Golf Club of Georgia Collegiate	10/20-22/2017	3	71-71-70=212	-4	t23rd/78	55-22
Amer Ari Invitational	2/1-3/2018	3	73-69-71=213	-3	t32nd/114	82-31
Puerto Rico Classic	2/18-20/2018	3	74-74-75=223	+10	t43rd/75	32-42
General James Hackler Championship	3/10-11/2018	3	70-76-69=215	-1	t15th/84	69-14
Valspar Collegiate Invitational	3/18-20/2018	3	73-68-72=213	-3	t13th/90	77-12
Irish Creek Intercollegiate	4/7-8/2018	3	74-73-74=221	+8	t30th/88	58-29
Atlantic Coast Conference Championship	4/20-22/2018	3	72-68-73=213	-3	t24th/60	36-23
NCAA Raleigh Regional	5/14-16/2018	3	70-69-70=209	-4	t16th/75	59-15
SEASON TOTALS		**33**	**2372 Avg. 71.88**	**E**	**-**	**638-242**

2018-19	Date	Rounds	Scores	Par	Rank	W-L
Carpet Capital Collegiate	9/7-9/2018	3	71-75-70=216	E	t16th/81	65-15
Maui Jim Intercollegiate	9/21-23/2018	3	68-70-67=205	-5	t12th/78	66-11
Golf Club of Georgia Collegiate Inv.	10/19-21/2018	3	-3-74-71=145	+1	75th/75	0-74
Amer Ari Intercollegiate	2/7-9/2019	3	67-71-74=212	-4	t24th/109	85-23
Puerto Rico Classic	2/17-19/2019	3	70-70-71=211	-5	t4th/75	71-3
Southern Highlands Collegiate	3/3-5/2019	3	71-71-71=213	-3	t9th/81	72-8
Valspar Collegiate Invitational	3/17-19/2019	3	71-74-63=208	-5	t14th/84	70-13
Clemson Invitational	4/5-7/2019	3	67-74-64=205	-11	t5th/81	76-4
Atlantic Coast Conference Championship	4/18-20/2019	3	66-65-73=204	-12	2nd/60	58-1
NCAA Pullman Regional	5/13-15/2019	3	67-66-70=203	-7	t12th/75	63-11
NCAA Championship	5/24-29/2019	3	77-79-74=230	+14	t96th/156	60-95
SEASON TOTALS		**32**	**2252 Avg. 70.38**	**-1**	**-**	**686-258**

2019-20	Date	Rounds	Scores	Par	Rank	W-L
Olympia Fields/Fighting Illini Inv.	9/20-22/2019	3	69-70-73=212	+2	t9th/84	75-8
Golf Club of Georgia Collegiate Inv.	10/18-20/201	3	69-78-74=221	+5	t35th/78	43-34
Amer Ari Invitational	2/6-8/2020	3	68-66-70=204	-12	t3rd/123	120-2
Puerto Rico Classic	2/16-18/2020	3	73-66-70=209	-7	t6th/75	69-5
Southern Highlands Collegiate	3/1-3/2020	3	77-75-68=220	+4	t26th/84	58-25
SEASON TOTALS		**15**	**1066 Avg. 71.07**	**-1**	**-**	**365-74**

SETH REEVES • DULUTH, GA.

Career Honors and Statistics

GCAA All-American	2013 (HM), 2014 (2nd)
Golfweek All-American	2014 (2nd)
All-Atlantic Coast Conference	2014
GCAA All-America Scholar	2014
Academic All-ACC	2013, 2014

Season	Rounds	Lo54	LoRnd	Par/-	Events	Top1	Top5	Top10	W-L	WLPct	Avg
2010-11	9	213	66	4	3	1	1	1	157-81	.660	73.56
2011-12	21	208	65	13	7	-	1	2	426-180	.703	72.38
2012-13	29	206	66	12	14	-	1	1	522-326	.616	73.52
2013-14	36	206	66	21	15	2	4	6	897-132	.872	70.75
Totals	**95**	**206**	**65**	**50**	**39**	**3**	**7**	**10**	**2002-719**	**.736**	**72.22**

Career Tournament Results

2010-11	Date	Rounds	Scores	Par	Rank	W-L
Brickyard Collegiate	10/8-10/2010	3	70-74-72=216	E	t16th/84	68-15
United States Collegiate Championship	10/24-26/2010	3	77-77-79=233	+17	t67th/78	11-66
Grub Mart Collegiate	3/28-29/2011	3	76-71-66=213	-3	t1st/79	78-0
SEASON TOTALS		9	662 Avg. 73.56	+2	-	157-81

2011-12	Date	Rounds	Scores	Par	Rank	W-L
Carpet Capital Collegiate	9/11/2011	3	74-83-65=222	+6	t33rd/60	27-32
Golfweek Conference Challenge	9/25-27/2011	3	71-86-73=230	+14	t56th/75	19-55
Brickyard Collegiate	10/7-9/2011	3	65-74-70=209	-7	t2nd/84	82-1
United States Collegiate Championship	10/23-25/2011	3	71-69-79=219	+3	t26th/75	49-25
Amer Ari Invitational	2/1-3/2012	3	69-73-71=213	-3	t23rd/116	93-22
Seminole Intercollegiate	3/9-11/2012	3	70-70-68=208	-5	t6th/96	90-5
Barona Collegiate Cup	3/22-23/2012	3	71-76-72=219	+3	t41st/107	66-40
SEASON TOTALS		21	1520 Avg. 72.38	+1	-	426-180

2012-13	Date	Rounds	Scores	Par	Rank	W-L
Carpet Capital Collegiate	9/7-9/2012	3	82-80-74=236	+20	t76th/78	2-75
PING-Golfweek Preview Invitational	9/23-25/2012	3	73-71-66=210	E	t2nd/75	73-1
Brickyard Collegiate	10/5-7/12	3	71-74-76=221	+5	t35th/84	49-34
United States Collegiate Championship	10/18-21/2012	3	71-76-72=219	+3	t13th/79	66-12
Puerto Rico Classic	2/17-19/2013	3	69-72-76=217	+1	t28th/75	47-27
Southern Highlands Collegiate Masters	3/8-10/2013	3	72-72-76=220	+4	t19th/81	62-18
Linger Longer Invitational	3/23-24/2013	2	75-73=148	+4	t32nd/80	48-31
Gary Koch Invitational	4/8-9/2013	3	74-77-79=230	+14	58th/75	17-57
NCAA Tallahassee Regional	5/16-18/2013	3	75-71-79=225	+9	t60th/75	15-59
NCAA Championship (stroke play)	5/28-30/2013	3	69-69-68=206	-4	t13th/156	143-12
NCAA Championship (match play)	5/31/2013	lost to Carl Johnson (UNLV), 4 & 3				
NCAA Championship (match play)	6/1/2013	lost to Justin Thomas (Alabama), 3 & 1				
SEASON TOTALS		29	2132 Avg. 73.52	+2	-	522-326

2013-14	Date	Rounds	Scores	Par	Rank	W-L
Carpet Capital Collegiate	9/6-8/2013	3	74-74-67=215	-1	11th/75	64-10
Tar Heel Intercollegiate	9/14-15/2013	3	69-69-70=208	-8	1st/81	80-0
Brickyard Collegiate	10/4-6/2013	3	70-68-69=207	-9	t1st/84	83-0
United States Collegiate Championship	10/18-20/2013	3	73-75-73=221	+5	t39th/78	39-38
Amer Ari Invitational	2/6-8/2014	3	74-66-67=207	-9	t16th/120	104-15
Puerto Rico Classic	2/23-25/2014	3	69-75-68=212	-4	t16th/75	59-15
Southern Highlands Collegiate Masters	3/7-9/2014	3	78-73-75=226	+10	t26th/81	55-25
Valspar Invitational at Floridian	3/24-25/2014	3	68-71-73=212	-1	t15th/75	60-14
Robert Kepler Invitational	4/12-13/2014	3	70-72-72=214	+1	3rd/81	78-2
Atlantic Coast Conference Championship	4/25-27/2014	3	74-69-69=212	-4	t7th/60	53-6
NCAA Raleigh Regional	5/15-17/2014	3	69-69-69=207	-6	t3rd/75	72-2
NCAA Championship (stroke play)	5/23-26/2014	3	66-72-68=206	-4	t6th/156	150-5
NCAA Championship (match play)	5/27/2014	lost to Jordan Niebrugge (Oklahoma State), 2 & 1				
SEASON TOTALS		36	2547 Avg. 70.75	-1	-	897-132

HISTORY

ALL-TIME GREATS

CHARLIE RYMER • FORT MILL, S.C.

Career Honors and Statistics

GCAA All-American	1988 (3rd), 1989 (HM)
All-Atlantic Coast Conference	1988, 1989
Georgia Tech Hall of Fame	2000

Season	Rounds	Lo54	LoRnd	Par/-	Events	Top1	Top5	Top10	W-L	WLPct	Avg
1986-87	32	216	68	11	11	1	3	4	767-314	.710	74.28
1987-88	36	206	67	14	12	1	4	4	858-157	.845	73.47
1988-89	38	213	66	14	13	2	5	5	726-269	.730	73.53
1989-90	40	208	66	13	13	1	1	3	909-321	.739	73.95
Totals	**146**	**206**	**66**	**52**	**49**	**5**	**13**	**16**	**3260-1061**	**.754**	**73.79**

Career Tournament Results

1986-87	Date	Rounds	Scores	Par	Rank	W-L
USA/Japan Friendship Tournament	9/1986	3	70-72-74=216	E	t7th/60	53-6
John Ryan Memorial	10/1986	2	69-71=140	-2	t2nd/144	142-1
Dixie Intercollegiate	11/1986	3	75-71-72=218	+2	t5th/90	85-4
Golf World/Palmetto Dunes Collegiate	12/1986	3	74-76-76=226	+10	t36th/84	48-35
Miami-Doral Park National Collegiate	2/6-8/1987	3	73-76-83=232	+16	t37th/90	53-36
Iron Duke Classic	3/27-29/1987	3	72-77-75=224	+8	t24th/125	101-23
Furman Intercollegiate	4/2-4/1987	2	68-74=142	-2	1st/114	113-0
Atlantic Coast Conference Championship	4/17-19/1987	3	71-76-73=220	+4	t20th/40	20-19
Chris Schenkel Intercollegiate	4/24-26/1987	3	72-72-76=220	+4	t37th/90	53-36
Oak Tree Intercollegiate	5/29-30/1987	3	73-75-83=231	+21	65th/72	7-64
NCAA Championship	6/10-13/1987	4	74-82-74-78=308	+20	t91st/183	92-90
SEASON TOTALS		**32**	**2377 Avg. 74.28**	**+3**	**-**	**767-314**

1987-88	Date	Rounds	Scores	Par	Rank	W-L
Guilford Invitational	9/21-22/1987	2	75-76=151	+7	t23rd/90	67-22
Southwestern Intercollegiate	10/5-7/1987	3	73-76-70=219	+3	t18th/120	102-17
Southern Intercollegiate Fall Classic	11/7-8/1987	3	73-75-79=227	+11	0th/45	0-0
Golf World/Palmetto Dunes Collegiate	11/1987	3	72-73-80=225	+9	0th/85	0-0
Bill Bell Memorial Classic	1/25-26/1988	3	71-73-67=211	-5	3rd/83	80-2
Miami/Doral Park National Collegiate	2/5-7/1988	3	67-72-77=216	E	2nd/90	88-1
Florida Southern ImperiaLakes Classic	3/4-6/1988	3	69-69-68=206	-10	1st/105	104-0
Iron Duke Classic	3/25-27/1988	3	71-72-75=218	+2	5th/120	115-4
Furman Intercollegiate	3/31-4/2/1988	3	84-74-73=231	+15	t47th/104	57-46
Atlantic Coast Conference Championship	4/15-17/1988	3	72-77-80=229	+19	19th/40	21-18
Chris Schenkel Invitational	4/22-24/1988	3	75-72-70=217	+1	t23rd/90	67-22
NCAA Championship	5/25-28/1988	4	74-74-76-71=295	+11	t26th/183	157-25
SEASON TOTALS		**36**	**2645 Avg. 73.47**	**+2**	**-**	**858-157**

1988-89	Date	Rounds	Scores	Par	Rank	W-L
Tennessee Tournament of Champions	10/2-4/1988	3	69-73-71=213	-3	1st/60	59-0
Taylor Made Red River Classic	10/10-11/1988	3	73-76-74=223	+7	t33rd/72	39-32
Southern Intercollegiate Fall Classic	11/5-6/1988	3	74-74-67=215	-1	t1st/50	49-0
Golf World-Palmetto Dunes Collegiate	11/17-19/1988	3	72-81-76=229	+13	t75th/90	15-74
PING Arizona Intercollegiate	2/1-3/1989	3	74-77-80=231	+15	t39th/107	68-38
Taylor Made/Doral Park Nat'l Collegiate	2/17-19/1988	3	84-74-75=233	+17	t62nd/90	28-61
Florida Southern ImperiaLakes Classic	3/1-3/1989	3	74-67-75=216	E	t27th/120	93-26
Wofford College Invitational	3/24-26/1989	3	76-66-72=214	-2	2nd/60	58-1
Furman Intercollegiate	3/31-4/2/1989	3	77-75-70=222	+6	t17th/120	103-16
Atlantic Coast Conference Championship	4/14-16/1989	3	71-72-76=219	+3	t5th/40	35-4
Chris Schenkel Invitational	4/21-23/1989	3	70-71-75=216	E	t16th/90	74-15
NCAA East Regional	5/25-27/1989	3	73-73-71=217	+1	t3rd/108	105-2
NCAA Championship	6/7-10/1989	2	76-70=146	+2	0th/158	0-0
SEASON TOTALS		**38**	**2794 Avg. 73.53**	**+2**	**-**	**726-269**

1989-90	Date	Rounds	Scores	Par	Rank	W-L
U.S.-Japan Intercollegiate Friendship	9/19-21/1989	3	77-75-69=221	+5	t7th/94	87-6
Carpet Capital Collegiate	10/20-22/1989	3	79-73-74=226	+10	t16th/90	74-15
Southern Intercollegiate Fall Classic	11/11-12/1989	3	69-70-69=208	-8	1st/90	89-0
Golf World-Palmetto Dunes Collegiate	11/22-24/1989	3	79-79-72=230	+14	t60th/90	30-59
PING Arizona Intercollegiate	2/5-6/1990	3	70-73-72=215	-1	t15th/89	74-14
Taylor Made/Doral Park National	2/23-24/1990	3	79-76-73=228	+12	t25th/90	65-24
Florida Southern ImperiaLakes Classic	3/2-4/1990	3	75-68-75=218	+2	t32nd/120	88-31
Furman Intercollegiate	3/30-4/1990	3	74-74-79=227	+11	t43rd/119	76-42
The American at MacGregor Downs	4/6-7/1990	3	66-80-74=220	+4	t12th/60	48-11
Atlantic Coast Conference Championship	4/20-22/1990	3	83-70-75=228	+12	t24th/40	16-23
Shertaon Cavalier Classic	5/11-13/1990	3	74-74-77=225	+9	t22nd/85	63-21
NCAA East Regional	5/24-26/1990	3	70-71-72=213	-3	t9th/120	111-8
NCAA Championship	6/6-9/1990	4	73-76-77-73=299	+11	t68th/156	88-67
SEASON TOTALS		**40**	**2958 Avg. 73.95**	**+2**	**-**	**909-321**

LUKE SCHNIEDERJANS • POWDER SPRINGS, GA.

Career Honors and Statistics

GCAA All-American	2019 (3rd)
Golfweek All-American	2019 (3rd)
All-Atlantic Coast Conference	2017, 2018, 2019
Carpet Capital Collegiate champion	2016, 2019
Puerto Rico Classic champion	2017

Season	Rounds	Lo54	LoRnd	Par/-	Events	Top1	Top5	Top10	W-L	WLPct	Avg
2016-17	30	205	62	13	10	2	3	3	542-268	.669	71.87
2017-18	33	208	65	17	11	-	-	1	655-225	.744	71.67
2018-19	33	202	62	25	11	-	3	5	744-200	.788	70.27
2019-20	18	207	67	8	6	1	1	2	333-186	.642	72.00
Totals	**114**	**202**	**62**	**63**	**38**	**3**	**7**	**11**	**2274-879**	**.721**	**71.37**

Career Tournament Results

2016-17	Date	Rounds	Scores	Par	Rank	W-L
Carpet Capital Collegiate	9/9-11/2016	3	69-66-70=205	-11	1st/78	77-0
Maui Jim Intercollegiate	9/23-25/2016	3	69-67-72=208	-5	t13th/93	80-12
Golf Club of Georgia Collegiate	10/21-23/2016	3	75-71-75=221	+5	t43rd/90	47-42
Amer Ari Invitational	2/2-4/2017	3	73-73-76=222	+6	t81st/120	39-80
Puerto Rico Classic	2/19-21/2017	3	68-73-65=206	-10	1st/75	74-0
Seminole Intercollegiate	3/10-12/2017	3	66-71-68=205	-11	3rd/81	78-2
Valspar Collegiate Invitational	3/19-21/2017	3	78-69-76=223	+10	t46th/78	32-45
Clemson Invitational	4/7-9/2017	3	75-74-76=225	+9	t28th/70	42-27
Atlantic Coast Conference Championship	4/21-22/2017	3	77-74-80=231	+15	50th/60	10-49
NCAA Stanford Regional	5/15-17/2017	3	76-62-72=210	E	t12th/75	63-11
SEASON TOTALS		**30**	**2156 Avg. 71.87**	**E**	**-**	**542-268**

2017-18	Date	Rounds	Scores	Par	Rank	W-L
Carpet Capital Collegiate	9/8-10/2017	3	74-73-68=215	-1	t15th/81	66-14
Maui Jim Intercollegiate	9/22-24/2017	3	76-69-72=217	+1	t16th/78	62-15
Franklin American Mortgage Collegiate	10/8-10/2017	3	74-67-74=215	-1	t7th/68	61-6
Golf Club of Georgia Collegiate	10/20-22/2017	3	72-68-71=211	-5	t12th/78	66-11
Amer Ari Invitational	2/1-3/2018	3	73-67-72=212	-4	t29th/114	85-28
Puerto Rico Classic	2/18-20/2018	3	71-75-77=223	+10	t43rd/75	32-42
General James Hackler Championship	3/10-11/2018	3	71-69-77=217	+1	t22nd/84	62-21
Valspar Collegiate Invitational	3/18-20/2018	3	68-73-73=214	-2	t18th/90	72-17
Irish Creek Intercollegiate	4/7-8/2018	3	70-74-77=221	+8	t30th/88	58-29
Atlantic Coast Conference Championship	4/20-22/2018	3	65-74-69=208	-8	t12th/60	48-11
NCAA Raleigh Regional	5/14-16/2018	3	68-72-72=212	-1	t32nd/75	43-31
SEASON TOTALS		**33**	**2365 Avg. 71.67**	**E**	**-**	**655-225**

2018-19	Date	Rounds	Scores	Par	Rank	W-L
Carpet Capital Collegiate	9/7-9/2018	3	69-70-71=210	-6	t4th/81	77-3
Maui Jim Intercollegiate	9/21-23/2018	3	65-70-68=203	-7	t6th/78	72-5
Golf Club of Georgia Collegiate Inv.	10/19-21/2018	3	66-71-69=206	-10	t2nd/75	73-1
Amer Ari Intercollegiate	2/7-9/2019	3	70-69-71=210	-6	t18th/109	91-17
Puerto Rico Classic	2/17-19/2019	3	73-73-68=214	-2	t15th/75	60-14
Southern Highlands Collegiate	3/3-5/2019	3	70-69-78=217	+1	t24th/81	57-23
Valspar Collegiate Invitational	3/17-19/2019	3	73-73-73=219	+6	t51st/84	33-50
Clemson Invitational	4/5-7/2019	3	69-62-71=202	-14	3rd/81	78-2
Atlantic Coast Conference Championship	4/18-20/2019	3	71-69-68=208	-8	6th/60	54-5
NCAA Pullman Regional	5/13-15/2019	3	70-66-68=204	-6	t17th/75	58-16
NCAA Championship	5/24-29/2019	3	79-67-80=226	+10	t65th/156	91-64
SEASON TOTALS		**33**	**2319 Avg. 70.27**	**-1**	**-**	**744-200**

2019-20	Date	Rounds	Scores	Par	Rank	W-L
Carpet Capital Collegiate	9/6-8/2019	3	68-67-72=207	-9	1st/81	80-0
Olympia Fields/Fighting Illini Inv.	9/20-22/2019	3	71-72-72=215	+5	t24th/84	60-23
Golf Club of Georgia Collegiate Inv.	10/18-20/2019	3	75-76-68=219	+3	t24th/78	54-23
Amer Ari Invitational	2/6-8/2020	3	73-77-69=219	+3	t79th/123	44-78
Puerto Rico Classic	2/16-18/2020	3	69-68-72=209	-7	t6th/75	69-5
Southern Highlands Collegiate	3/1-3/2020	3	75-74-78=227	+11	t58th/84	26-57
SEASON TOTALS		**18**	**1296 Avg. 72.00**	**E**	**-**	**333-186**

HISTORY

ALL-TIME GREATS

OLLIE SCHNIEDERJANS • POWDER SPRINGS, GA.

Career Honors and Statistics

GCAA All-American	2013 (3rd), 2014 (1st), 2015 (1st)
Golfweek All-American	2013 (3rd), 2014 (1st), 2015 (1st)
ACC Player of the Year	2014, 2015
All-Atlantic Coast Conference	2013, 2014, 2015
ACC Scholar-Athlete of the Year	2014
GCAA All-America Scholar	2014, 2015
Academic All-ACC	2012, 2013, 2014, 2015
U.S. Palmer Cup team member	2014, 2015
Mark H McCormack Medal recipient	2014

Season	Rounds	Lo54	LoRnd	Par/-	Events	Top1	Top5	Top10	W-L	WLPct	Avg
2011-12	33	211	66	14	11	-	-	2	607-278	.686	72.79
2012-13	35	205	66	21	16	-	2	6	841-176	.827	71.31
2013-14	39	201	65	32	16	5	9	10	982-67	.936	69.51
2014-15	37	199	64	25	12	1	6	9	805-145	.847	70.51
Totals	**144**	**199**	**64**	**92**	**55**	**6**	**17**	**27**	**3235-666**	**.829**	**70.96**

Career Tournament Results

2011-12	Date	Rounds	Scores	Par	Rank	W-L
Carpet Capital Collegiate	9/11/2011	3	70-77-67=214	-2	t11th/60	49-10
Golfweek Conference Challenge	9/25-27/2011	3	76-82-79=237	+21	t70th/75	5-69
Brickyard Collegiate	10/7-9/2011	3	70-71-73=214	-2	t6th/84	78-5
United States Collegiate Championship	10/23-25/2011	3	77-69-73=219	+3	t26th/75	49-25
Amer Ari Invitational	2/1-3/2012	3	73-75-69=217	+1	t43rd/116	73-42
Puerto Rico Classic	2/19-21/2012	3	72-74-75=221	+5	t37th/75	38-36
Seminole Intercollegiate	3/9-11/2012	3	73-72-68=213	E	t20th/96	76-19
Barona Collegiate Cup	3/22-23/2012	3	73-73-68=214	-2	t22nd/107	85-21
Gary Koch Invitational	4/7-8/2012	3	76-75-72=223	+7	t32nd/78	46-31
Atlantic Coast Conference Championship	4/20-22/2012	3	66-73-72=211	-5	t7th/55	48-6
NCAA Norman Regional	5/17-19/2012	3	72-69-78=219	+3	t15th/75	60-14
SEASON TOTALS		**33**	**2402 Avg. 72.79**	**+1**	**-**	**607-278**

2012-13	Date	Rounds	Scores	Par	Rank	W-L
Carpet Capital Collegiate	9/7-9/2012	3	74-73-72=219	+3	t19th/78	59-18
PING-Golfweek Preview Invitational	9/23-25/2012	3	73-71-70=214	+4	t22nd/75	53-21
Brickyard Collegiate	10/5-7/12	3	73-71-67=211	-5	5th/84	79-4
United States Collegiate Championship	10/19-21/2012	3	70-76-71=217	+1	t7th/79	72-6
Amer Ari Invitational	2/6-8/2013	3	75-72-69=216	E	t34th/116	82-33
Puerto Rico Classic	2/17-19/2013	3	71-69-66=206	-10	t2nd/75	73-1
Southern Highlands Collegiate Masters	3/8-10/2013	3	74-74-76=224	+8	t36th/81	45-35
Linger Longer Invitational	3/23-24/2013	2	74-69=143	-1	t10th/80	70-9
Gary Koch Invitational	4/8-9/2013	3	69-73-74=216	E	t16th/75	59-15
Atlantic Coast Conference Championship	4/26-28/2013	3	69-67-77=213	-3	t10th/55	45-9
NCAA Tallahassee Regional	5/16-18/2013	3	70-71-71=212	-4	t19th/75	56-18
NCAA Championship (stroke play)	5/28-30/2013	3	67-68-70=205	-5	t8th/156	148-7
NCAA Championship (match play)	5/31/2013		def. Kevin Penner (UNLV), 1-up (19 holes)			
NCAA Championship (match play)	6/1/2013		lost to Cory Whitsett (Alabama), 3 and 2			
SEASON TOTALS		**35**	**2496 Avg. 71.31**	**E**	**-**	**841-176**

2013-14	Date	Rounds	Scores	Par	Rank	W-L
Carpet Capital Collegiate	9/6-8/2013	3	67-67-73=207	-9	t1st/75	74-0
Tar Heel Intercollegiate	9/14-15/2013	3	71-72-70=213	-3	3rd/81	78-2
Brickyard Collegiate	10/4-6/2013	3	67-69-72=208	-8	t4th/84	80-3
United States Collegiate Championship	10/18-20/2013	3	66-69-71=206	-10	1st/78	77-0
Western Refining College All-America	11/25-26/2013	3	70-72-69=211	-2	t12th/21	9-11
Amer Ari Invitational	2/6-8/2014	3	69-69-72=210	-6	t30th/120	90-29
Puerto Rico Classic	2/23-25/2014	3	70-69-70=209	-7	t10th/75	65-9
Southern Highlands Collegiate Masters	3/7-9/2014	3	76-76-70=222	+6	t12th/81	69-11
Valspar Invitational at Floridian	3/24-25/2014	3	67-67-67=201	-12	1st/75	74-0
Robert Kepler Invitational	4/12-13/2014	3	70-73-67=210	-3	t1st/81	80-0
Capital City Match Play vs. Auburn	4/19/2014		AS vs. Niclas Carlsson			
Capital City Match Play vs. Georgia	4/19/2014		def. Joey Garber, 2-up			
Atlantic Coast Conference Championship	4/25-27/2014	3	65-70-69=204	-12	1st/60	59-0
NCAA Raleigh Regional	5/15-17/2014	3	66-68-72=206	-7	2nd/75	73-1
NCAA Championship (stroke play)	5/23-26/2014	3	71-65-68=204	-6	2nd/156	154-1
NCAA Championship (match play)	5/27/2014		AS vs. Ian Davis (Oklahoma State)			
SEASON TOTALS		**39**	**2711 Avg. 69.51**	**-2**	**-**	**982-67**

2014-15	Date	Rounds	Scores	Par	Rank	W-L
Carpet Capital Collegiate	9/5-7/2014	3	72-64-68=204	-12	1st/75	74-0
DICK'S Sporting Goods Challenge Cup	9/19-20/2014	3	74-67-67=208	-5	3rd/60	57-2
Jerry Pate National Intercollegiate	10/6-7/2014	3	67-67-68=202	-8	t2nd/60	58-1
United States Collegiate Championship	10/17-19/2014	3	73-68-69=210	-6	t6th/79	73-5
Warrior Princeville Makai Invitational	11/3-5/2014	3	66-65-68=199	-17	t2nd/84	82-1
Puerto Rico Classic	2/22-24/2015	3	75-67-72=214	-2	t11th/84	73-10
Valspar Collegiate Invitational	3/23-24/2015	3	75-73-82=230	+17	t63rd/73	10-62
Mason Rudolph Championship	4/3-5/2015	3	70-72-71=213	E	t6th/81	75-5
Robert Kepler Intercollegiate	4/11-12/2015	3	68-69-73=210	-3	t3rd/75	72-2
Atlantic Coast Conference Championship	4/24-26/2015	3	71-67-69=207	-9	4th/60	56-3
NCAA San Diego Regional	5/14-16/2015	3	75-69-70=214	-2	t7th/75	68-6
NCAA Championship	5/29-6/1/2015	4	76-74-70-78=298	+10	t49th/156	107-48
SEASON TOTALS		**37**	**2609 Avg. 70.51**	**-1**	**-**	**805-145**

CHAN SONG • ORLANDO, FLA.

Career Honors and Statistics

GCAA All-American	2002 (HM), 2004 (HM), 2005 (2nd)
GCAA All-America Scholar	2004, 2005
All-Atlantic Coast Conference	2004, 2005
ACC Rookie of the Year	2002
ACC Academic Honor Roll	2002, 2003, 2004, 2005
Georgia Tech Hall of Fame	2018

Season	Rounds	Lo54	LoRnd	Par/-	Events	Top1	Top5	Top10	W-L	WLPct	Avg
2001-02	34	214	66	13	11	-	1	3	713-245	.744	72.76
2002-03	33	211	67	10	11	-	-	-	590-443	.571	74.36
2003-04	39	209	67	19	13	-	1	1	766-369	.675	72.64
2004-05	40	203	65	22	13	-	3	6	913-191	.827	71.50
Totals	**146**	**203**	**65**	**64**	**48**	**-**	**5**	**10**	**2983-1248**	**.705**	**72.75**

Career Tournament Results

2001-02	Date	Rounds	Scores	Par	Rank	W-L
PING/Golfweek Preview Invitational	09/30/2001	3	72-73-78=223	+10	t37th/75	38-36
Carpet Capital Collegiate	10/07/2001	3	69-75-70=214	-2	t5th/75	70-4
Jerry Pate National Intercollegiate	10/16/2001	3	75-69-76=220	+7	t25th/60	35-24
Long Cove Invitational	11/11/2001	3	72-72-74=218	+5	t16th/75	59-15
TaylorMade/Waikoloa Intercollegiate	02/15/2002	3	71-73-73=217	+1	t9th/120	111-8
Puerto Rico Classic	02/26/2002	3	72-68-74=214	-2	t11th/75	64-10
Callaway Golf Las Vegas Collegiate	03/10/2002	3	80-66-70=216	E	t10th/84	74-9
PING/US Collegiate Championships	04/07/2002	3	73-78-71=222	+6	t24th/63	39-23
ACC Championship	04/21/2002	3	71-71-74=216	E	t20th/45	25-19
NCAA East Regional	05/18/2002	3	76-70-74=220	+4	t13th/141	128-12
NCAA Championships	06/01/2002	4	70-73-76-75=294	+10	t86th/156	70-85
SEASON TOTALS		**34**	**2474 Avg. 72.76**	**+1**	**-**	**713-245**

2002-03	Date	Rounds	Scores	Par	Rank	W-L
PING/Golfweek Preview	10/08/2002	3	78-79-78=235	+19	t53rd/75	22-52
Jerry Pate National Intercollegiate	10/14/2002	2	75-67=142	E	t20th/60	40-19
Nelson Invitational	10/27/2002	3	74-71-75=220	+7	t37th/94	57-36
TaylorMade/Waikoloa Intercollegiate	02/14/2003	3	70-73-74=217	+3	t48th/125	77-47
Puerto Rico Classic	02/25/2003	3	76-72-77=225	+9	t41st/90	49-40
Toyota Collegiate Championship	03/09/2003	3	76-75-75=226	+10	t64th/78	14-63
Morris Williams Intercollegiate	03/18/2003	3	79-70-75=224	+8	t58th/90	32-57
Cleveland Golf/Augusta State Invit.	04/06/2003	3	74-68-70=212	-4	t25th/90	65-24
ACC Championship	04/20/2003	3	79-77-73=229	+13	t29th/45	16-28
NCAA East Regional	05/17/2003	3	70-71-70=211	-5	t12th/141	129-11
NCAA Championship	05/30/2003	4	77-82-76-78=313	+25	t67th/156	89-66
SEASON TOTALS		**33**	**2454 Avg. 74.36**	**+3**	**-**	**590-443**

2003-04	Date	Rounds	Scores	Par	Rank	W-L
Bank of Tennessee at the Ridges	09/14/2003	3	71-71-76=218	+2	t18th/93	75-17
PING/Golfweek Preview Invitational	09/23/2003	2	78-72=150	+10	t47th/75	28-46
Carpet Capital Collegiate	10/05/2003	3	77-71-71=219	+3	t30th/89	59-29
Jerry Pate National Intercollegiate	10/14/2003	3	71-73-72=216	+3	36th/60	24-35
Gary Koch/Cleveland Golf Intercollegiate	10/21/2003	3	70-77-69=216	E	t16th/78	62-15
TaylorMade/Waikoloa Intercollegiate	02/13/2004	3	69-71-69=209	-7	t5th/105	100-4
Puerto Rico Classic	02/24/2004	3	82-75-69=226	+10	t57th/88	31-56
Southern Highlands Collegiate	03/14/2004	3	68-73-71=212	-4	t11th/77	66-10
Western Intercollegiate	03/23/2004	3	70-75-78=223	+13	t45th/78	33-44
Atlanta Intercollegiate	03/30/2004	3	78-71-75=224	+8	t41st/64	23-40
ACC Men's Golf Championships	04/18/2004	3	74-72-67=213	-3	t11th/44	33-10
NCAA East Regional	05/22/2004	3	72-72-76=220	+10	t41st/141	100-40
NCAA Championship	06/04/2004	4	70-69-77-71=287	+7	t24th/156	132-23
SEASON TOTALS		**39**	**2833 Avg. 72.64**	**+1**	**-**	**766-369**

2004-05	Date	Rounds	Scores	Par	Rank	W-L
PING/Golfweek Preview Invitational	09/27/2004	3	71-73-70=214	+4	t12th/75	63-11
Jerry Pate National Intercollegiate	10/12/2004	3	71-69-67=207	-6	t8th/60	52-7
Isleworth Collegiate Invitational	10/26/2004	3	75-73-73=221	+5	t20th/80	60-19
Carpet Capital Collegiate	11/7/2004	3	78-74-75=227	+11	t40th/88	48-39
Western Refining Collegiate All-American	11/23/2004	3	70-71-71=212	-1	t10th/29	19-9
TaylorMade/Waikoloa Intercollegiate	02/12/2005	3	69-69-65=203	-13	t11th/109	98-10
Puerto Rico Classic	03/01/2005	3	68-71-71=210	-6	t4th/90	86-3
Southern Highlands Collegiate Champs.	03/13/2005	3	79-71-72=222	+6	t25th/80	55-24
Oregon Duck Invitational	03/22/2005	3	72-74-75=221	+5	t32nd/90	58-31
Hooties at Bulls Bay Intercollegiate	03/29/2005	3	66-73-73=212	-4	t3rd/75	72-2
ACC Championship	04/17/2005	3	74-72-68=214	-2	2nd/50	48-1
NCAA East Regional	05/21/2005	3	68-69-70=207	-6	t10th/141	131-9
NCAA Championship	06/04/2005	4	73-72-74-71=290	+10	t27th/150	123-26
SEASON TOTALS		**40**	**2860 Avg. 71.50**	**E**	**-**	**913-191**

ALL-TIME GREATS

ROSS STEELMAN • COLUMBIA, MO.

Career Honors and Statistics

GCAA All-American	2023 (2nd team)
Golfweek All-American	2023 (1st team)
All-Atlantic Coast Conference	2023
GCAA All-East Region	2022, 2023
All-Southeastern Conference	2021 (2nd team)
Medalist at the Western Amateur	2022
Missouri Tiger Invitational champion	2021
Prairie Club Invitational champion	2020
GCAA All-America Scholar	2021, 2022, 2023

Season	Rounds	Lo54	LoRnd	Par/-	Events	Top1	Top5	Top10	W-L	WLPct	Avg
2021-22	34	199	62	18	11	-	3	6	607-310	.662	71.82
2022-23	28	204	63	24	9	-	2	4	765-81	.904	69.50
Totals	**62**	**199**	**62**	**42**	**20**	**-**	**5**	**10**	**1372-391**	**.778**	**70.77**

Career Tournament Results

2021-22	Date	Rounds	Scores	Par	Rank	W-L
Maui Jim Intercollegiate	9/10-12/2021	3	62-67-70=199	-11	t9th/90	81-8
Windon Memorial Classic	9/27-28/2021	3	68-74-77=219	+6	t55th/84	29-54
Hamptons Intercollegiate	10/4-5/2021	3	70-74-66=210	-6	2nd/72	70-1
Golf Club of Georgia Collegiate	10/22-24/2021	3	70-73-75=218	+2	t49th/75	26-48
Amer Ari Intercollegiate	2/3-5/2022	3	69-69-66=204	-12	t8th/115	107-7
Watersound Invitational	2/20-22/2022	3	73-69-68=210	-6	2nd/72	70-1
Southern Highlands Collegiate	2/27-3/1/2022	3	80-74-78=232	+16	82nd/84	2-81
The Calusa Cup	4/3-5/2022	3	73-72-82=227	+11	t30th/45	15-29
Atlantic Coast Conference Championship	4/22-25/2022	3	69-69-69=207	-9	6th/60	54-5
NCAA Columbus Regional	5/16-18/2022	3	72-67-68=207	-6	2nd/75	73-1
NCAA Championship Stroke Play	5/27-30/2022	4	76-79-78-76=309	+29	76th/156	80-75
SEASON TOTALS		**34**	**2442 Avg. 71.82**	**E**	**-**	**607-310**

Match Play

ACC Men's Match Championship	4/24-5/2022	Cole Anderson (Florida St) HALF, Michael Brennan (Wake) L-2UP

2022-23	Date	Rounds	Scores	Par	Rank	W-L
Maui Jim Intercollegiate	9/9-11/2022	3	66-69-69=204	-6	t21st/90	69-20
Golf Club of Georgia Collegiate	10/21-23/2022	3	69-70-69=208	-8	t5th/75	70-4
Watersound Invitational	2/19-21/2023	3	71-72-63=206	-10	7th/69	62-6
Southern Highlands Collegiate	2/26-28/2023	3	74-69-67=210	-6	t12th/84	72-11
Linger Longer Invitational	3/19-21/2023	3	80-72-64=216	E	t10th/91	81-9
The Goodwin	3/30-4/1/2023	3	69-66-74=209	-1	t11th/155	144-10
Atlantic Coast Conference Championship	4/21-24/2023	3	69-72-72=213	-3	t11th/60	49-10
NCAA Salem Regional	5/15-17/2023	3	68-70-68=206	-10	t11th/75	64-10
NCAA Championship - Stroke Play	5/26-29/2023	4	64-69-68-73=274	-6	t2nd/156	154-1
SEASON TOTALS		**28**	**1946 Avg. 69.50**	**-2**	**-**	**765-81**

Match Play

Big 12/ACC Showdown	2/10/2023	Travis Vick (Texas) L-1UP
Ramblin' Wreck Match Play	4/15/2023	Ben Woodruff (Charlotte) W-1UP, Adam Wallin (Ohio State) L-2&1
ACC Men's Match Championship	4/23-24/2023	Ian Siebers (Duke) W-2&1, Andrew McLauchlan (Wake) W-3&2
NCAA DI Championship	5/30-31/2023	William Mouw (Pepperdine) W-5&4, Peter Fountain (N Carolina) W-1UP

TYLER STRAFACI • DAVIE, FLA.

Career Honors and Statistics

Finalist for Byron Nelson Award	2020
GCAA All-American	2020 (HM)
GCAA All-East Region	2018, 2019, 2020
All-Atlantic Coast Conference	2018, 2020
North & South Amateur Champion	2020
Palmetto Amateur Champion	2020
U.S. Amateur Champion	2020
U.S. Walker Cup team	2021

Season	Rounds	Lo54	LoRnd	Par/-	Events	Top1	Top5	Top10	W-L	WLPct	Avg
2016-17	24	208	69	13	8	1	1	1	434-207	.677	72.54
2017-18	30	208	66	20	10	-	1	2	615-182	.772	71.30
2018-19	33	202	65	20	11	-	1	4	685-259	.726	71.15
2019-20	18	206	64	10	6	-	2	3	387-132	.746	71.94
Totals	**105**	**202**	**64**	**63**	**35**	**1**	**5**	**10**	**2121-780**	**.731**	**71.65**

Career Tournament Results

2016-17	Date	Rounds	Scores	Par	Rank	W-L
Golf Club of Georgia Collegiate	10/21-23/2016	3	75-73-73=221	+5	t43rd/90	47-42
Cypress Point Classic	10/31/2016		(w/ Luke Schniederjans) def. Sigg/Ralston (UGA), 3.5-0.5			
Cypress Point Classic	10/31/2016		(w/ Luke Schniederjans) def. McNealy/Wu (Stanford), 3.5-0.5			
Cypress Point Classic	11/1/2016		lost to Cheng Jin (USC), 4-0			
Amer Ari Invitational	2/2-4/2017	3	69-70-69=208	-8	t13th/120	107-12
Puerto Rico Classic	2/19-21/2017	3	80-71-73=224	+8	t48th/75	27-47
Seminole Intercollegiate	3/10-12/2017	3	70-70-71=211	-5	t18th/81	63-17
Valspar Collegiate Invitational	3/19-21/2017	3	73-69-69=211	-2	1st/78	77-0
Clemson Invitational	4/7-9/2017	3	81-71-75=227	+11	t31st/70	39-30
Atlantic Coast Conference Championship	4/21-22/2017	3	69-79-77=225	+9	t34th/60	26-33
NCAA Stanford Regional	5/15-17/2017	3	70-70-74=214	+4	t27th/75	48-26
SEASON TOTALS		**24**	**1741 Avg. 72.54**	**+1**	**-**	**434-207**

2017-18	Date	Rounds	Scores	Par	Rank	W-L
Carpet Capital Collegiate	9/8-10/2017	3	74-70-71=215	-1	t15th/81	66-14
Maui Jim Intercollegiate	9/22-24/2017	3	73-68-70=211	-5	4th/78	74-3
Franklin American Mortgage Collegiate	10/8-10/2017	3	78-71-70=219	+3	t13th/68	55-12
Golf Club of Georgia Collegiate	10/20-22/2017	3	71-68-78=217	+1	t49th/78	29-48
Amer Ari Invitational	2/1-3/2018	3	66-73-74=213	-3	t32nd/114	82-31
Puerto Rico Classic	2/18-20/2018	3	69-71-73=213	E	t7th/75	68-6
Valspar Collegiate Invitational	3/18-20/2018	3	73-72-70=215	-1	t23rd/90	67-22
Irish Creek Intercollegiate	4/7-8/2018	3	71-76-73=220	+7	t24th/88	64-23
Atlantic Coast Conference Championship	4/20-22/2018	3	70-70-68=208	-8	t12th/60	48-11
NCAA Raleigh Regional	5/14-16/2018	3	68-69-71=208	-5	t13th/75	62-12
SEASON TOTALS		**30**	**2139 Avg. 71.30**	**E**	**-**	**615-182**

2018-19	Date	Rounds	Scores	Par	Rank	W-L
Carpet Capital Collegiate	9/7-9/2018	3	70-65-77=212	-4	t6th/81	75-5
Maui Jim Intercollegiate	9/21-23/2018	3	65-67-70=202	-8	t6th/78	72-5
Jack Nicklaus Collegiate	10/8/2018		def. B. Petursson (Kent State), 2&1			
Jack Nicklaus Collegiate	10/8/2018		def. W. Miles (South Carolina), 2&1			
Golf Club of Georgia Collegiate Inv.	10/19-21/2018	3	71-70-74=215	-1	t19th/75	56-18
Amer Ari Intercollegiate	2/7-9/2019	3	72-72-73=217	+1	t54th/109	55-53
Puerto Rico Classic	2/17-19/2019	3	70-70-72=212	-4	t7th/75	68-6
Southern Highlands Collegiate	3/3-5/2019	3	75-70-72=217	+1	t24th/81	57-23
Valspar Collegiate Invitational	3/17-19/2019	3	67-73-76=216	+3	t40th/84	44-39
Clemson Invitational	4/5-7/2019	3	68-68-68=204	-12	4th/81	77-3
Atlantic Coast Conference Championship	4/18-20/2019	3	67-73-73=213	-3	t16th/60	44-15
NCAA Pullman Regional	5/13-15/2019	3	72-73-73=218	+8	60th/75	15-59
NCAA Championship	5/24-29/2019	3	75-70-77=222	+6	t34th/156	122-33
SEASON TOTALS		**33**	**2348 Avg. 71.15**	**E**	**-**	**685-259**

2019-20	Date	Rounds	Scores	Par	Rank	W-L
Carpet Capital Collegiate	9/6-8/2019	3	73-69-70=212	-4	2nd/81	79-1
Olympia Fields/Fighting Illini Inv.	9/20-22/2019	3	69-78-70=217	+7	t30th/84	54-29
Golf Club of Georgia Collegiate Inv.	10/18-20/2019	3	73-71-68=212	-4	5th/78	73-4
Cypress Point Classic	10/28/2019		(w/ Luke Schniederjans) def. Liu/Golembeski (California), 7&5			
Cypress Point Classic	10/28/2019		(w/ Luke Schniederjans) vs. Maruyama/Aurilla (UCLA), dnf			
Cypress Point Classic	10/29/2019		def. Evan Katz (Duke), 2&1			
Amer Ari Invitational	2/6-8/2020	3	64-67-75=206	-10	t6th/123	117-5
Puerto Rico Classic	2/16-18/2020	3	82-74-71=227	+11	t65th/75	10-64
Southern Highlands Collegiate	3/1-3/2020	3	75-74-72=221	+5	t30th/84	54-29
SEASON TOTALS		**18**	**1295 Avg. 71.94**	**E**	**-**	**387-132**

HISTORY

ALL-TIME GREATS

NICHOLAS THOMPSON • CORAL SPRINGS, FLA.

Career Honors and Statistics

GCAA All-American	2002 (HM), 2003 (HM), 2004 (3rd), 2005 (2nd)
GCAA All-America Scholar	2004, 2005
All-Atlantic Coast Conference	2003, 2004, 2005
ACC Academic Honor Roll	2002, 2003, 2004, 2005
U.S. Walker Cup Team	2005
Georgia Tech Hall of Fame	2016

Season	Rounds	Lo54	LoRnd	Par/-	Events	Top1	Top5	Top10	W-L	WLPct	Avg
2001-02	31	207	67	14	10	-	2	3	675-209	.764	72.81
2002-03	36	202	64	16	12	-	1	2	831-290	.741	72.72
2003-04	36	208	64	21	12	-	2	5	920-156	.855	71.17
2004-05	40	203	65	18	13	1	3	5	898-206	.813	71.65
Totals	**143**	**202**	**64**	**69**	**47**	**1**	**8**	**15**	**3324-861**	**.794**	**72.05**

Career Tournament Results

2001-02	Date	Rounds	Scores	Par	Rank	W-L
Carpet Capital Collegiate	10/07/2001	3	75-69-79=223	+7	t23rd/75	52-22
Jerry Pate National Intercollegiate	10/16/2001	3	75-76-79=230	+17	t49th/60	11-48
Long Cove Invitational	11/11/2001	3	76-72-74=222	+9	t26th/75	49-25
TaylorMade/Waikoloa Intercollegiate	02/15/2002	3	72-73-74=219	+3	t20th/120	100-19
Puerto Rico Classic	02/26/2002	3	70-70-70=210	-6	3rd/75	72-2
Callaway Golf Las Vegas Collegiate	03/10/2002	3	69-71-77=217	+1	t12th/84	72-11
PING/US Collegiate Championships	04/07/2002	3	68-78-72=218	+2	t10th/63	53-9
ACC Championship	04/21/2002	3	67-69-71=207	-9	t2nd/45	43-1
NCAA East Regional	05/18/2002	3	75-72-75=222	+6	t23rd/141	118-22
NCAA Championships	06/01/2002	4	67-73-75-74=289	+5	t51st/156	105-50
SEASON TOTALS		**31**	**2257 Avg. 72.81**	**+1**	**-**	**675-209**

2002-03	Date	Rounds	Scores	Par	Rank	W-L
Carpet Capital Collegiate	09/29/2002	3	77-71-72=220	+4	t36th/89	53-35
PING/Golfweek Preview	10/08/2002	3	77-78-73=228	+12	t32nd/75	43-31
Jerry Pate National Intercollegiate	10/14/2002	2	70-68=138	-4	t6th/60	54-5
Nelson Invitational	10/27/2002	3	66-69-67=202	-11	t2nd/94	92-1
TaylorMade/Waikoloa Intercollegiate	02/14/2003	3	74-67-70=211	-3	t11th/125	114-10
Puerto Rico Classic	02/25/2003	3	73-76-73=222	+6	t24th/90	66-23
Toyota Collegiate Championship	03/09/2003	3	73-67-77=217	+1	t24th/78	54-23
Morris Williams Intercollegiate	03/18/2003	3	74-75-76=225	+9	t61st/90	29-60
Cleveland Golf/Augusta State Invit.	04/06/2003	3	77-64-72=213	-3	t28th/90	62-27
ACC Championship	04/20/2003	3	77-77-72=226	+10	t23rd/45	22-22
NCAA East Regional	05/17/2003	3	71-76-73=220	+4	t43rd/141	98-42
NCAA Championship	05/30/2003	4	77-77-72-70=296	+8	t12th/156	144-11
SEASON TOTALS		**36**	**2618 Avg. 72.72**	**+1**	**-**	**831-290**

2003-04	Date	Rounds	Scores	Par	Rank	W-L
Bank of Tennessee at the Ridges	09/14/2003	3	70-73-77=220	+4	t31st/93	62-30
PING/Golfweek Preview Invitational	09/23/2003	2	74-69=143	+3	t12th/75	63-11
Carpet Capital Collegiate	10/05/2003	3	75-68-68=211	-5	8th/89	81-7
Gary Koch/Cleveland Golf Intercollegiate	10/21/2003	3	67-69-75=211	-5	t6th/78	72-5
TaylorMade/Waikoloa Intercollegiate	02/13/2004	3	64-77-71=212	-4	t14th/105	91-13
Puerto Rico Classic	02/24/2004	3	75-74-70=219	+3	t24th/88	64-23
Southern Highlands Collegiate	03/14/2004	3	74-67-77=218	+2	t24th/77	53-23
Western Intercollegiate	03/23/2004	3	70-70-70=210	E	t4th/78	74-3
Atlanta Intercollegiate	03/30/2004	3	73-66-72=211	-5	t8th/64	56-7
ACC Men's Golf Championships	04/18/2004	3	71-68-69=208	-8	t3rd/44	41-2
NCAA East Regional	05/22/2004	3	72-73-70=215	+5	t17th/141	124-16
NCAA Championship	06/04/2004	4	70-73-68-73=284	+4	t17th/156	139-16
SEASON TOTALS		**36**	**2562 Avg. 71.17**	**E**	**-**	**920-156**

2004-05	Date	Rounds	Scores	Par	Rank	W-L
PING/Golfweek Preview Invitational	09/27/2004	3	71-74-73=218	+8	t24th/75	51-23
Jerry Pate National Intercollegiate	10/12/2004	3	67-71-68=206	-7	t3rd/60	57-2
Isleworth Collegiate Invitational	10/26/2004	3	74-70-70=214	-2	5th/80	75-4
Carpet Capital Collegiate	11/7/2004	3	73-74-75=222	+6	t17th/88	71-16
Sun Bowl All-American Golf Classic	11/23/2004	3	67-65-72=204	-9	1st/29	28-0
TaylorMade/Waikoloa Intercollegiate	02/12/2005	3	68-69-66=203	-13	t11th/109	98-10
Puerto Rico Classic	03/01/2005	3	70-71-70=211	-5	t6th/90	84-5
Southern Highlands Collegiate Champs.	03/13/2005	3	74-72-76=222	+6	t25th/80	55-24
Oregon Duck Invitational	03/22/2005	3	74-69-74=217	+1	t12th/90	78-11
Hooties at Bulls Bay Intercollegiate	03/29/2005	3	76-75-75=226	+10	t45th/75	30-44
ACC Championship	04/17/2005	3	74-73-73=220	+4	t10th/50	40-9
NCAA East Regional	05/21/2005	3	72-72-69=213	E	t33rd/141	108-32
NCAA Championship	06/04/2005	4	75-69-77-69=290	+10	t27th/150	123-26
SEASON TOTALS		**40**	**2866 Avg. 71.65**	**E**	**-**	**898-206**

CAMERON TRINGALE • LAGUNA NIGUEL, CALIF.

Career Honors and Statistics

GCAA All-American	2006 (2nd), 2007 (2nd), 2008 (HM), 2009 (1st)
GCAA All-America Scholar	2008, 2009
All-Atlantic Coast Conference	2006, 2007, 2008, 2009
Academic All-ACC	2007, 2008. 2009
ACC Academic Honor Roll	2007, 2008, 2009
U.S. Walker Cup Team	2009
U.S. Palmer Cup Team	2009

Season	Rounds	Lo54	LoRnd	Par/-	Events	Top1	Top5	Top10	W-L	WLPct	Avg
2005-06	37	202	65	20	12	2	4	6	883-205	.812	72.19
2006-07	37	201	64	21	12	-	2	5	782-163	.828	71.49
2007-08	32	200	65	18	11	-	3	4	604-283	.681	72.22
2008-09	33	205	67	18	11	2	4	7	825-117	.876	71.36
Totals	**139**	**200**	**64**	**77**	**46**	**4**	**13**	**22**	**3094-768**	**.801**	**71.81**

Career Tournament Results

2005-06	Date	Rounds	Scores	Par	Rank	W-L
Ping/Golfweek Preview Invitational	09/28/2005	3	75-77-69=221	+5	t28th/75	47-27
Jerry Pate National Intercollegiate	10/11/2005	3	73-67-67=207	-6	t4th/60	56-3
Isleworth-UCF Collegiate Invitational	10/25/2005	3	74-74-82=230	+14	t45th/90	45-44
Carpet Capital Collegiate	11/06/2005	3	79-69-74=222	+6	t40th/90	50-39
UH Hilo Intercollegiate	02/10/2006	3	65-67-70=202	-11	1st/105	104-0
Puerto Rico Classic	02/28/2006	3	70-70-78=218	+2	t27th/90	63-26
Southern Highlands Collegiate	03/12/2006	3	78-72-80=230	+14	t30th/79	49-29
Morris Williams Intercollegiate	04/04/2006	3	70-70-74=214	-2	t8th/91	83-7
The United States Intercollegiate	04/11/2006	3	72-77-73=222	+6	t21st/69	48-20
ACC Men's Championship	04/23/2006	3	69-65-72=206	-10	1st/54	53-0
NCAA Central Regional	05/20/2006	3	71-71-72=214	+1	t4th/141	137-3
NCAA Championship	06/03/2006	4	73-70-68-74=285	-3	t8th/156	148-7
SEASON TOTALS		37	2671 Avg. 72.19	E	-	883-205

2006-07	Date	Rounds	Scores	Par	Rank	W-L
Carpet Capital Collegiate	09/17/2006	3	73-74-66=213	-3	t19th/90	71-18
Olympia Fields/Fighting Illini Invit.	09/25/2006	3	74-76-69=219	+3	t13th/60	47-12
Ping/Golfweek Preview Invitational	10/04/2006	3	73-74-68=215	+5	t31st/75	44-30
Isleworth-UCF Collegiate Invitational	10/24/2006	3	70-77-77=224	+8	t25th/89	64-24
Western Refining College All-America	11/21/2006	3	77-67-70=214	+1	22nd/28	6-21
UH Hilo Intercollegiate	02/09/2007	3	64-64-73=201	-9	t5th/94	89-4
Puerto Rico Classic	02/27/2007	3	71-70-74=215	-1	t17th/90	73-16
Southern Highlands Collegiate	03/11/2007	3	73-70-76=219	+3	t10th/79	69-9
United States Collegiate Championship	04/11/2007	3	72-77-72=221	+5	t8th/76	68-7
ACC Championship	04/22/2007	3	72-68-69=209	-7	2nd/54	52-1
NCAA East Regional	05/19/2007	3	67-70-80=217	+1	t14th/141	127-13
NCAA Championship	06/02/2007	4	67-68-69-74=278	-2	t9th/81	72-8
SEASON TOTALS		**37**	**2645 Avg. 71.49**	**E**	**-**	**782-163**

2007-08	Date	Rounds	Scores	Par	Rank	W-L
Carpet Capital Collegiate	09/16/2007	3	77-84-75=236	+20	t82nd/90	8-81
Brickyard Collegiate Championships	10/09/2007	3	70-68-68=206	-10	t3rd/74	71-2
Isleworth CF Collegiate	10/23/2007	3	74-72-72=218	+2	t23rd/90	67-22
Western Refining All-American Classic	11/20/2007	3	74-73-69=216	+3	24th/28	4-23
UH Hilo Invitational	02/08/2008	3	65-67-68=200	-10	4th/96	92-3
Puerto Rico Classic	03/02/2008	3	74-73-70=217	+1	t17th/79	62-16
Southern Highlands Collegiate	03/09/2008	3	71-69-76=216	E	t7th/79	72-6
United States Collegiate Championship	03/26/2008	3	69-71-73=213	-3	5th/78	73-4
Administaff ASU Invitational	04/06/2008	2	71-74=145	+1	t27th/89	62-26
ACC Championship	04/20/2008	3	71-72-69=212	-4	t13th/55	42-12
NCAA Central Regional	05/17/2008	3	80-74-78=232	+19	t89th/140	51-88
SEASON TOTALS		**32**	**2311 Avg. 72.22**	**+1**	**-**	**604-283**

2008-09	Date	Rounds	Scores	Par	Rank	W-L
Carpet Capital Collegiate	09/14/2008	3	75-73-67=215	-1	t7th/90	83-6
Ping/Golfweek Preview Invitational	09/30/2008	3	75-67-72=214	+1	t13th/75	62-12
Brickyard Collegiate Championship	10/13/2008	3	67-75-69=211	+1	1st/80	79-0
Isleworth-UCF Collegiate	10/28/2008	3	71-72-75=218	+2	t10th/90	80-9
UH-Hilo Intercollegiate	02/6/2009	3	74-73-67=214	-2	t10th/100	90-9
Puerto Rico Classic	03/01/2009	3	70-75-70=215	-1	t21st/74	53-20
Southern Highlands Collegiate	03/15/2009	3	67-70-68=205	-11	1st/80	79-0
United States Collegiate Championship	04/07/2009	3	73-79-75=227	+11	t41st/78	37-40
ACC Championship	04/19/2009	3	67-69-71=207	-9	t3rd/55	52-2
NCAA Central Regional	05/16/2009	3	69-74-71=214	-2	t3rd/75	72-2
NCAA Championship	05/28/2009	3	74-67-74=215	+2	t18th/156	138-17
SEASON TOTALS		**33**	**2355 Avg. 71.36**	**E**	**-**	**825-117**

ALL-TIME GREATS

MATT WEIBRING • PLANO, TEXAS

Career Honors and Statistics

GCAA All-American	2000 (HM), 2002 (3rd)
All-Atlantic Coast Conference	2002
ACC Academic Honor Roll	2001

Season	Rounds	Lo54	LoRnd	Par/-	Events	Top1	Top5	Top10	W-L	WLPct	Avg
1998-99	9	225	74	-	3	-	-	-	96-132	.421	76.00
1999-00	25	214	67	11	8	-	-	1	476-247	.658	72.96
2000-01	35	210	68	17	12	-	-	1	678-376	.643	73.74
2001-02	34	207	65	17	11	-	4	5	728-230	.760	72.32
Totals	**103**	**207**	**65**	**45**	**34**	**-**	**4**	**7**	**1978-985**	**.668**	**73.28**

Career Tournament Results

1998-99	Date	Rounds	Scores	Par	Rank	W-L
PING/Golfweek Preview Invitational	9/28-29/98	3	80-78-75=233	+17	t49th/75	26-48
Duke Golf Classic	10/18-19/98	3	74-75-77=226	+10	t49th/81	32-48
Chris Schenkel/E-Z-Go Invitational	3/27-28/99	3	75-75-75=225	+9	t37th/75	38-36
SEASON TOTALS		**9**	**684 Avg. 76.00**	**+4**	**-**	**96-132**

1999-2000	Date	Rounds	Scores	Par	Rank	W-L
PING/Golfweek Preview Invitational	9/19-21/99	3	73-71-71=215	-1	t12th/90	78-11
Carpet Capital Collegiate	10/1-3/99	3	74-76-80=230	+14	t60th/75	15-59
Golf World/Palmetto Dunes Invitational	11/5-7/99	3	73-70-71=214	-2	t30th/89	59-29
Las Vegas Intercollegiate	3/10-12/00	3	73-71-76=220	+4	t46th/75	29-45
U.S. Collegiate Championship	4/7-9/00	3	73-69-73=215	-1	t14th/60	46-13
Atlantic Coast Conference Championship	6/6/2000	3	72-75-79=226	+10	t31st/45	14-30
NCAA East Regional	5/18-20/00	3	78-77-73=228	+15	t56th/141	85-55
NCAA Championship	5/31-6/3/00	4	71-71-67-67=276	-12	6th/156	150-5
SEASON TOTALS		**25**	**1824 Avg. 72.96**	**+1**	**-**	**476-247**

2000-01	Date	Rounds	Scores	Par	Rank	W-L
PING/Golfweek Preview Invitational	9/25-26/00	2	76-76=152	+8	t44th/80	36-43
Carpet Capital Collegiate	10/6/00	3	71-73-82=226	+10	t36th/80	44-35
Jerry Pate Intercollegiate	10/16-17/00	3	71-75-71=217	+4	t27th/60	33-26
Golf World Invitational	11/3-5/00	3	69-70-74=213	-3	t28th/90	62-27
Taylor Made/Waikoloa Intercollegiate	2/15-17/01	3	85-80-72=237	+21	t67th/120	53-66
Puerto Rico Classic	2/25-27/01	3	75-75-69=219	+3	t15th/75	60-14
Las Vegas Intercollegiate	3/9-11/01	3	85-69-69=223	+7	t33rd/75	42-32
Morris Williams Intercollegiate	3/26/01	2	73-77=150	+6	t37th/84	47-36
Ford U.S. Collegiate Championships	4/4-6/01	3	71-68-79=218	+2	t16th/60	44-15
Atlantic Coast Conference Championship	4/20-22/01	3	73-71-72=216	E	t12th/45	33-11
NCAA East Regional	5/17-19/01	3	69-71-70=210	-6	t10th/141	131-9
NCAA Championship	5/30-6/2/01	4	76-78-75-71=300	+12	t63rd/156	93-62
SEASON TOTALS		**35**	**2581 Avg. 73.74**	**+2**	**-**	**678-376**

2001-02	Date	Rounds	Scores	Par	Rank	W-L
PING/Golfweek Preview Invitational	09/30/2001	3	74-77-76=227	+14	t55th/75	20-54
Carpet Capital Collegiate	10/07/2001	3	71-74-75=220	+4	t17th/75	58-16
Jerry Pate National Intercollegiate	10/16/2001	3	75-70-76=221	+8	t28th/60	32-27
Long Cove Invitational	11/11/2001	3	73-70-69=212	-1	4th/75	71-3
TaylorMade/Waikoloa Intercollegiate	02/15/2002	3	73-70-79=222	+6	t37th/120	83-36
Puerto Rico Classic	02/26/2002	3	69-77-65=211	-5	t4th/75	71-3
Callaway Golf Las Vegas Collegiate	03/10/2002	3	77-70-71=218	+2	t19th/84	65-18
PING/US Collegiate Championships	04/07/2002	3	69-73-72=214	-2	7th/63	56-6
ACC Championship	04/21/2002	3	68-70-69=207	-9	t2nd/45	43-1
NCAA East Regional	05/18/2002	3	70-71-75=216	E	5th/141	136-4
NCAA Championships	06/01/2002	4	70-74-74-73=291	+7	t63rd/156	93-62
SEASON TOTALS		**34**	**2459 Avg. 72.32**	**+1**	**-**	**728-230**

JAMES WHITE • ACWORTH, GA.

Career Honors and Statistics

GCAA All-American	2011 (1st team), 2012 (3rd)
Byron Nelson Award recipient	2012
GCAA All-America Scholar	2011, 2012
CoSIDA Academic All-American	2012
All-Atlantic Coast Conference	2010, 2011, 2012
ACC Scholar-Athlete of the Year	2012
Academic All-ACC	2009, 2010, 2011, 2012
ACC Academic Honor Roll	2009, 2010, 2011, 2012
U.S. Palmer Cup Team	2012

Season	Rounds	Lo54	LoRnd	Par/-	Events	Top1	Top5	Top10	W-L	WLPct	Avg
2008-09	27	208	68	7	9	-	-	2	324-440	.424	74.78
2009-10	31	211	67	12	11	-	-	2	746-238	.758	72.39
2010-11	32	204	62	19	11	2	4	8	765-107	.877	71.56
2011-12	33	206	66	24	11	-	5	5	726-126	.852	71.18
Totals	**123**	**204**	**62**	**62**	**42**	**2**	**9**	**17**	**2561-911**	**.738**	**72.37**

Career Tournament Results

2008-09	Date	Rounds	Scores	Par	Rank	W-L
Ping/Golfweek Preview Invitational	09/30/2008	3	76-76-83=235	+22	t71st/75	4-70
Brickyard Collegiate Championship	10/13/2008	3	75-73-72=220	+10	t28th/80	52-27
UH-Hilo Intercollegiate	02/6/2009	3	80-77-72=229	+13	t60th/100	40-59
Puerto Rico Classic	03/01/2009	3	68-70-70=208	-8	t6th/74	68-5
Southern Highlands Collegiate	03/15/2009	3	75-77-77=229	+13	t57th/80	23-56
United States Collegiate Championship	04/07/2009	3	73-80-77=230	+14	t55th/78	23-54
ACC Championship	04/19/2009	3	71-71-70=212	-4	t6th/55	49-5
NCAA Central Regional	05/16/2009	3	75-75-76=226	+10	t39th/75	36-38
NCAA Championship	05/28/2009	3	79-77-74=230	+17	t127th/156	29-126
SEASON TOTALS		**27**	**2019 Avg. 74.78**	**+3**	**-**	**324-440**

2009-10	Date	Rounds	Scores	Par	Rank	W-L
Mason Rudolph Intercollegiate	09/29/2009	2	69-74=143	+1	t30th/90	60-29
Brickyard Collegiate Championship	10/11/2009	2	71-73=144	E	t15th/84	69-14
UNCG Bridgestone Collegiate	10/25/2009	3	73-73-67=213	-3	14th/84	70-13
Mauna Lani Invitational	02/05/2010	3	78-70-67=215	-1	t6th/120	114-5
Puerto Rico Classic	02/23/2010	3	69-71-71=211	-5	t15th/75	60-14
Southern Highlands Collegiate Masters	03/14/2010	3	75-79-73=227	+11	t16th/79	63-15
Linger Longer Invitational	03/28/2010	3	73-76-68=217	+1	t7th/88	81-6
Wolfpack Intercollegiate	04/10/2010	3	75-72-75=222	+9	t32nd/89	57-31
ACC Championship	04/25/2010	3	73-73-70=216	E	t19th/55	36-18
NCAA Southeast Regional	05/22/2010	3	71-72-72=215	+5	t23rd/75	52-22
NCAA Championship (stroke play)	06/03/2010	3	77-72-72=221	+5	t72nd/156	84-71
NCAA Championship (match play)	06/04/2010	def. Mitch Krywulycz (Augusta State), 2&1				
SEASON TOTALS		**31**	**2244 Avg. 72.39**	**+1**	**-**	**746-238**

2010-11	Date	Rounds	Scores	Par	Rank	W-L
Carpet Capital Collegiate	9/11-13/2010	3	71-74-74=219	+3	t19th/60	41-18
Ping/Golfweek Preview	9/26-28/2010	3	74-76-81=231	+15	t43rd/75	32-42
Brickyard Collegiate	10/8-10/2010	3	71-72-70=213	-3	t8th/84	76-7
United States Collegiate Championship	10/24-26/2010	3	62-70-72=204	-12	1st/78	77-0
Amer Ari Invitational	2/2-4/2011	3	72-66-71=209	-7	t10th/114	104-9
Puerto Rico Classic	2/20-22/2011	3	69-69-68=206	-10	1st/75	74-0
Southern Highlands Collegiate Masters	3/11-13/2011	3	74-74-68=216	E	t5th/80	75-4
Yellow Jacket Classic	4/16-17/2011	2	75-76=151	+7	t13th/31	18-12
Atlantic Coast Conference Championship	4/22-24/2011	3	72-73-68=213	-3	t8th/55	47-7
NCAA East Regional	5/19-21/2011	3	73-71-68=212	-4	t2nd/75	73-1
NCAA Championship (stroke play)	5/31-6/2/2011	3	67-73-76=216	E	t8th/156	148-7
NCAA Championship (match play)	6/3/2011	lost to Patrick Reed (Augusta State), 3&2				
SEASON TOTALS		**32**	**2290 Avg. 71.56**	**E**	**-**	**765-107**

2011-12	Date	Rounds	Scores	Par	Rank	W-L
Golfweek Conference Challenge	9/25-27/2011	3	76-73-71=220	+4	t18th/75	57-17
Brickyard Collegiate	10/7-9/2011	3	71-72-75=218	+2	t14th/84	70-13
United States Collegiate Championship	10/23-25/2011	3	69-72-76=217	+1	t19th/75	56-18
Western Refining All-American Classic	11/21-22/2011	3	68-71-69=208	-5	4th/27	23-3
Amer Ari Invitational	2/1-3/2012	3	70-70-68=208	-8	t4th/116	112-3
Puerto Rico Classic	2/19-21/2012	3	70-66-72=208	-8	3rd/75	72-2
Seminole Intercollegiate	3/9-11/2012	3	68-68-70=206	-7	t3rd/96	93-2
Barona Collegiate Cup	3/22-23/2012	3	74-73-68=215	-1	t27th/107	80-26
Gary Koch Invitational	4/7-8/2012	3	71-71-70=212	-4	t5th/78	73-4
Atlantic Coast Conference Championship	4/20-22/2012	3	70-68-77=215	-1	t16th/55	39-15
NCAA Norman Regional	5/17-19/2012	3	69-74-79=222	+6	t24th/75	51-23
SEASON TOTALS		**33**	**2349 Avg. 71.18**	**-1**	**-**	**726-126**

HISTORY

ALL-TIME LETTERWINNERS

A

Adair, Bobby ... 1941
Adair, Perry ... 1918-19
Albertson, Anders R. ... 2012-13-14-15
Albright, John R. ... 1965
Allen, Ivan ... 1931
Allen III, Silas L. (Chip) ... 1970-71
Allen III, Thomas J. ... 1969
Anderson_____ ... 1975
Anderson, Robert F. ... 1995-96
Andrews, Alexander (Bo) ... 2010, 12-13-14
Applegaze, Johnny ... 1977
Arnold, J. Noble ... 1950-51-52

B

Bachman, Tommy H. ... 1950-51-52
Bachmans, Johnny ... 1926
Bailes, Charles E. ... 1974
Baird, Michael J. ... 1991-92
Baker Jr., Gordon B. (Buddy) ... 1961-62-63
Balentine ... 1948
Barbosa, Michael L. ... 2003-04-05-06
Barker, Shawn C. ... 1982
Barnes Jr., Edward T. ... 1950,56-57
Barnes, Robert B. ... 1947
Barnes, Tommy ... 1935-36-37-38
Beach, George D. ... 1960
Beautell, Carlos L. ... 1992-93-94-95
Beer, Joseph L. ... 1970
Blalock, William P. ... 1973
Bowden III, Bicknel E. (Bo) ... 1975-76-77-78
Bowden, Daniel K. ... 2007-08
Boyd, A.J. ... 1918
Brannon, J.T. ... 1925
Bratton, Adam ... 2021-22-23-24
Brooks, Gene ... 1938
Brown Jr., Frank Arnold ... 1969-70
Brown, Pratt ... 1931
Brumby, Charlie ... 1927, 29
Burrus, Peter ... 1979
Busch, Ronald L. ... 1970-71-72

C

Calley, Bill ... 1937
Carroll, Bradley G. ... 1996
Cassini, Nick ... 1997
Castro, Roberto M. ... 2004-05-06-07
Cates, George E. ... 1959
Cavin, John M. ... 1964-65-66
Caye, W.C. ... 1940
Cheek, Edwin W. ... 1968
Cink, Stewart E. ... 1992-93-94-95
Clark, James C. ... 2015-18, 19
Clark II, M. Michael ... 1988-89-90-91
Clark, William D. ... 1947-48
Clay, Gordon C. ... 1946-47-48-49
Clay, J.P. ... 1940, 46
Cleveland Jr., James R. ... 1959-60
Cochran, James H. (Chip) ... 1981-82
Cohan, Adam R. ... 2006-07-08-09
Coker, Donald R. ... 1961
Coles, Donald L. ... 1952
Collins, J.F. ... 1940
Cook, Jack ... 1938
Copeland Jr., Morris R. ... 1957-58
Copeland, R. Dallas ... 1960-61
Cranford, Adam G. ... 2001-02-03
Cress II, Michael A. ... 1994
Cribb Jr., Rembert T. ... 1969
Cromer, Billy ... 1937
Crowley, T.S. ... 1940
Cupit, Christopher ... 1987-88
Czuchry, Drew ... 2012-13, 15

D

Daniels, Charlie ... 1934
Dickson, Will G. ... 2019-20-21
Dixon, Joseph Lamar ... 1986-87
Donahue, Mike ... 1977-78
Dragoo, David C. ... 2006-07-08-09
Dudley, Robert L. ... 1969
Dudley, William E. ... 1966-67-68
Duval, David R. ... 1990-91-92-93

E

Eager, Bill ... 1935-36
Earthman, Bill ... 1947
Edge III, Arthur B. (Skin) ... 1954
Edge, Edward W. (Ned) ... 1953-54-55-56
Edwards, Richard C. ... 1953-54
Edwards Jr., William V. ... 1963-64
Elliott, Randolph S. ... 1975
Ervin, R.T. ... 1946
Ethridge, Gene L. ... 1948
Espy III, Robert W. ... 1971-72-73
Ewing, Charles A. ... 1948-49
Ewing, Morris M. (Lefty) ... 1959-60-61

F

Farnsworth, Bip ... 1924-25
Ferris, Henry A. (Pete) ... 1952
Filipowicz, Matthew J. ... 1995
Florence, Harold ... 1940-41
Fontenot, Kale ... 2024-25
Forward, Roy C. ... 1958
Forrester, Bartley ... 2020-21-22-23-24
Forrester, Carlton M. ... 1997-98-99-2000
Fortenberry_____ ... 1975
Foward, Roy ... 1958
Fuller, Alan C. ... 1981-82-83

G

Gayle, Sidney A. ... 1940-41
Gervas, J. Ignacio ... 1984-85-86-87
Gilliland, Bill ... 1978-79
Ginn, Billy ... 1934-35
Ginn, J.C. ... 1940
Green Jr., Thomas H. ... 1946-47-48-49
Griffin, John Tyler ... 2008-09-10-11
Gunn, Watts ... 1926-27
Gurley, Paul D. ... 1947
Guyton, Alan B. ... 1970-71

H

Hadley, Chesson T. ... 2007-08-09-10
Hailey, C. David ... 1974-75
Hak, Shun Yat ... 2013
Haley II, Paul D. ... 2008, 10-11
Haley III, Robert L. ... 1978-79
Hall, Rich ... 1976
Hall, Taylor A. ... 2006-07-08-09
Hansson, Albert ... 2025
Harbist, Frank ... 1981-82
Harris, George ... 1932
Harrison, Carl ... 1931
Harrison, Charles W. ... 1950, 52
Haynie, Seth R. ... 1947
Hendrick, Gayle ... 1941
Henry Jr., George W. (Bunky) ... 1965-67
Herrom, Ed ... 1930
Heyward, J.S. ... 1970
Hill III, Gabriel C. ... 1954-56
Hines, Michael P. ... 2013, 15-16-17
Hocking, Nelson W. ... 1947
Holditch, Stanley ... 1935-36-37
Holroyd III, Francis L. (Trey) ... 1989
Hopson, David B. ... 1981-82-83-84-85
Hopson, Steven M. ... 1975-76-77-78
Horak, Robert H. ... 1962, 64
Houillion, E. Lanny ... 1970-71-72-73
Howden Fred J. ... 1918
Howe, Connor C. ... 2019-20-21-22-23
Howell, Dixie ... 1938
Howell, Homer S. (Scott) ... 1949-50-51
Hudson, Scott ... 1929-30-31
Hugenberg, Keith ... 1981-82
Hugenberg, Todd ... 1981
Hughes, Melvin L. ... 1969
Hulsey, Samuel M. ... 1992, 94-96
Humphreys, Roy W. ... 1960, 62
Hunter, Richard L., Jr. ... 1972-73

I

Inman, Walker ... 1924
Irvin, Merriman ... 1927, 1929
Isenhour, John H. (Tripp), III ... 1987-88-89-90

J

Johnson, C. Michael ... 1974-75-76
Johnson Jr., George D. ... 1954-55-56-57
Johnson, J. Douglas ... 1978-79
Johnson, Lynwood A. ... 1953
Johnson, Roger B. ... 1957-58
Johnston, H. James ... 1991-92
Johnston, Thomas C. ... 1993
Joiner, Jacob M. ... 2015-16-17-18
Joiner, Tyler P. ... 2016-16-17-18
Jones, Ben ... 1935
Jones, W.C. ... 1950
Jordan, Thomas G. ... 2003-04-05-06

K

Karaulic, Luka ... 2021-22
Kelley, Jefferson ... 1941
Kim, Carson ... 2024-25
Kite, Larry L. ... 1964
Kramer, Aidan ... 2022-23-24
Krauth, Walter ... 1977
Kuchar, Matthew G. ... 1997-98-99-2000

L

LaClair Jr., Huston L. (Paddy) ... 1949-50-51
Lamprecht, Christo ... 2021-22-23-24
Landrey, Frank E. ... 1961-62-63
Lane, Joseph H. ... 1962-63
Larsen, Kevin B. ... 2004-05-06-07
Latimer, Wes D. ... 1998-99-2000-01
Leach, John ... 1929
Leach Jr., William O. (Bill) ... 1958
Legg, Frank ... 1937-38
Lowe, Joe F., Jr. ... 1977
Lowery, Joseph M. (Jody) ... 1978-79-80-81
Lynn, J.H. ... 1924

M

Maddox, John R. ... 1952-53-54
Manly, Frank W. ... 1947
Mann, R.S. ... 1946
Mao, Andy ... 2020-21-22-23-24
Marks, Eugene D. ... 1953
Martin, Joe S. ... 1963
Masser, Terry A. ... 1965
Mathews, Harry T. (Tommy) ... 1957
Matteson, Troy J. ... 2000-01-02-03
McCommon, Clayton J. ... 1947
McDonald, William R. ... 1985-86-87-88
McDonnell, Robert P. ... 1983-84-85-86
McIntyre, Bruce ... 1981
McWilliams, Leonard M. ... 1967-68-69
Mikkelsen, Kris K. ... 1999-2000-01-02
Mize, Larry H. ... 1976-77-78-79
Milam, Jay E. ... 1950
Miller, William R. ... 2009-10-11-12
Millington Jr., Edgar N. ... 1982
Molder, Bryce W. ... 1998-99-2000-01
Moody, Ken ... 1979-80-81
Moore, Berrien ... 1932, 34
Moore, Jackson ... 1971
Moore, Richard P. ... 1968
Morgan, Bruce ... 1932
Muir, Scott ... 1978-79
Mullin, Andrew S. ... 1959
Muniz, Mauricio O. ... 1995-96-97-98
Myland, J. ... 1952

N

Newton, Brian P. ... 1995-96-97-98
Nichols, Jonathan P. ... 1984-85-86-87
Nicklaus, Michael S. ... 1994-95
Norton, Noah R. ... 2018-19-20-21
Nunn Jr., Samuel A. ... 1958-59

O

Oaks, Wilbur ... 1931
Ogletree, J. Andrew ... 2017-18-19-20

P

Park, Roderick ... 1985
Pearson, Michael E. ... 1996-97-98-99
Perchinski, Mike ... 1974, 77
Perry, Donald G. (Frank) ... 1966-67-68-69
Perry, John W. ... 1976
Petefish, Christoper R.H. ... 2015-16-17-18
Peurifoy, George ... 1974
Pisciotta, Michael V. ... 2015-16-17-18
Ploeger, William D. ... 1961-62
Prescott, T.S. ... 1918
Pritchett, William A. (Tom) ... 1948-49

Q

Quirk, Joseph E., III ... 1974-75-76-77

R

Rackley IV, Brady ... 2024-25
Raney, Ben T. ... 1979-80-81
Rantanen, Mikko P. ... 1993-94
Reeves, Chan ... 1988-89-90-91
Reeves, Seth A. ... 2011-12-13-14
Retzloff, Steven F. ... 1975, 78
Reuter, Benjamin ... 2022-23, 25
Rich, Jett ... 1987
Riddle, Richard B. ... 1979-80
Ridley, Frank ... 1932
Ringvall Bengtsson, Didrik ... 2025
Riprock, Dash ... 1969
Robertson, Robbie ... 1977
Rodley, John ... 1932, 34
Robbins, Eugene F. ... 1953
Rollins, H. Wyatt ... 1992, 94
Rosenberg, Barry J. ... 1974
Rowley, David J. ... 1989
Rudolph, Jacob C. (Jakie) ... 1952
Rymer, Charles C. ... 1987-88-89-90

S

Sams, Robert B. (Bobby) ... 1971-72-73-74
Sams, T.A. (Al) ... 1971
Sanders, Randall P. ... 1970
Sanders, R.J. ... 1941
Sands, James U. ... 1964, 66
Sargent, George T. ... 1940-41
Saylor, Brent ... 1975, 77
Saylor, Mark ... 1977
Schniederjans, Luke C. ... 2017-18-19-20
Schniederjans, Ollie F. ... 2012-13-14-15
Scott, Isaac A. ... 1946-47
Scott, Kyle R. ... 2010-11
Sears, C. Larry ... 1963-64-65
Serafini, Anton N. ... 2019-20
Shackleford, Lee ... 1937
Shaw Jr., Thomas R. ... 1990-91
Shirley, Jim ... 1966
Sibley Jr., William H. ... 1953-54
Smith, Benjamin T. ... 2019-20-21-22
Smith, Lamar ... 1950-51-52
Smith, Dan J. ... 1957-58-59
Smith, Frasier M. ... 1967-68
Smith, Willingham ... 1936-37
Snyder Jr., K. David ... 1974-75
Solomon, English ... 1937
Song (Wonglukiet), Chan ... 2002-03-04-05
Spalding, Bill ... 1924-25-26
Spears, Mike ... 1979
Starnes, Bill ... 1982
Steelman, Ross ... 2022-23
Steinberg, Steven O. ... 1965-66
Stover, Lance N. ... 1996
Strafaci, Tyler E. ... 2017-18-19-20
Street, Billy ... 1934-35
Sturthan, Richard W. (Dick) ... 1961
Sutton, James D. ... 1957, 1959
Swann, Albert J. ... 1974
Swann Jr., Albert J. (Duck) ... 1948-49

T

Tai, Hiroshi ... 2023-24-25
Taylor, Jim ... 1947
Taylor, John A. ... 1947
Taylor, J.H. ... 1924
Terrell, Carter S. ... 1953
Teuscher, John ... 1975
Thomas, Charles S. ... 1982-83-84-85
Thomas, Joseph W. ... 1971-72-73
Thompson, B.B. ... 1940
Thompson, Bobby ... 1938
Thompson, Nicholas D. ... 2002-03-04-05
Tran, Aidan ... 2023-24-25
Tringale, Cameron J. ... 2006-07-08-09
Tuten Jr., Henry W. ... 1955

V

Voorhes, Dick ... 1930

W

Walker, Cuthbert ... 1969
Walker Jr., Nicholas M. ... 1967-68
Walters, Jason A. ... 1993-94-95-96
Wang, Minghao ... 2009-10-11-12-13
Watkins, Ewing ... 1918
Watson, Keith ... 1977-78
Weibring, Matthew K. ... 1999-2000-01-02
Werenski, Richard R. ... 2011-12-13-14
Whaley, Vincent C. ... 2014-15-16-17
Whitaker, Frank ... 1925
White, James E. ... 2009-10-11-12
Wilholt, Ray ... 1937
Williams Jr, Davis E. ... 1946-47
Williams, Don Q. ... 1984
Williams, Joe High ... 1926-27
Wooley, Jeffrey W. ... 1981-82
Wooten, Bill ... 1963
Wright Jr., Boykin C. ... 1958

Y

Yancey, Pat ... 1978
Yates, Charles R. ... 1932, 34
Yates Jr., Daniel ... 1938-39-40-41

This is a list of Georgia Tech men's golf letterwinners since 1931, compiled through GTAA records, media guides and statistical records. Any errors or omissions regarding this list should be brought to the attention of Mike Stamus, golf communications contact, at mstamus@athletics.gatech.edu.

PROGRAM RECORDS

Season - Team

Most tournament wins, season: 7 in 2001-02, 2013-14
Most consecutive wins: 5 in 2013-14
Most events, season: 14 in 1990-91, 1993-94, 2012-13, 2024-25
Most rounds played, season: 43 in 1993-94
Best 4-player scoring average: 281.03 in 2018-19 (33 rounds)

Tournament - Team

Low round: 262 (-26), Waikoloa Intercollegiate, 2005; 262 (-18), Maui Jim Intercollegiate, 2021
Low round in relation to par: -26 (262), Waikoloa Intercollegiate, 2005
Low 54-hole score: 796 (-44), Maui Jim Intercollegiate, 2021
Low 54-hole score in relation to par: -56 (808), Waikoloa Intercollegiate, 2005
Low 72-hole score: 1116, NCAA Championship, 2000
Largest margin of victory: 27 strokes (score-836), United States Collegiate Championship. 2010

Tournament - Individual

Low round: 60, Bryce Molder, Golf World Invitational (3rd round), Nov. 5, 2000
Low tournament score (36 holes): 131 (-9), Christo Lamprecht, Olympia Fields/Fighting Illini Invitational, 2023 (rain-shortened)
Low tournament score (54 holes): 194 (-16), Christo Lamprecht, Maui Jim Intercollegiate, 2021
Low tournament score in relation to par (54 holes): -20 (196), Bryce Molder, Golf World Invitational, 2000
Low tournament score (72 holes): 273, Bryce Molder, NCAA Championship, 1998

Season - Individual

Most events played: 15, Stewart Cink and Mikko Rantanen, 1993-94
Most rounds: 46, Mikko Rantanen, 1993-94
Most victories: 5, Ollie Schniederjans, 2013-14
Most consecutive wins: 3, Ollie Schniederjans, 2013-14; Troy Matteson, 2001-02; David Duval, 1992-93
Most top-10 finishes: 10, David Duval, 1992-93
Most rounds par/under: 32, Ollie Schniederjans, 2013-14
Most rounds under 70: 20, Ollie Schniederjans, 2013-14
Lowest stroke average: 69.16, Christo Lamprecht (31 rounds), 2023-24

Career - Individual

Most events played: 54, David Duval, 1989-93
Most rounds played: 162, David Duval, 1989-93; Connor Howe, 2018-23
Most victories: 9, Bryce Molder, 1997-2001
Most top-10 finishes: 39, David Duval, 1989-93
Lowest stroke average: 70.05, Christo Lamprecht, 2020-24
Most rounds under par/under: 106, Bryce Molder, 1997-2001
Most rounds under 70: 62, Bryce Molder, 1997-2001
Career coaching wins: 73, Bruce Heppler (1995-present)

CAREER ALL-TIME LISTS

Stroke Average

Average	Player	Rounds	Years
70.05	Christo Lamprecht	130	2020-24
70.69	Bryce Molder	147	1997-01
70.77	Ross Steelman	62	2021-23
70.96	Ollie Schniederjans	144	2011-15
71.37	Luke Schniederjans	114	2016-20
71.47	Noah Norton	73	2017-20
71.49	Anders Albertson	150	2011-15
71.54	Andy Ogletree	110	2016-20
71.65	Tyler Strafaci	105	2016-20
71.71	Noah Norton	101	2017-21
71.74	Bartley Forrester	137	2019-24
71.81	Cameron Tringale	139	2005-09
71.83	David Duval	162	1989-93
71.83	Connor Howe	147	2018-23
71.86	Matt Kuchar	138	1996-2000
71.91	Troy Matteson	139	1998-03
71.92	Roberto Castro	143	2003-07
72.02	Chan Song	146	2001-05
72.05	Nicholas Thompson	143	2001-05
72.22	Seth Reeves	95	2010-14
72.37	James White	123	2008-12
72.38	Chesson Hadley	106	2006-10
72.47	Kyle Scott	106	2009-11
72.66	Stewart Cink	157	1991-95
72.67	Chris Petefish	111	2014-18
72.70	Vincent Whaley	92	2013-17
72.90	Kris Mikkelsen	101	1998-02
72.94	John-Tyler Griffin	122	2007-11
72.95	James Clark	107	2014-19

Minimum two complete seasons played at Tech

Rounds Played (stroke)

Rounds	Player	Years
162	David Duval	1989-93
162	Connor Howe	2018-23
157	Stewart Cink	1991-95
150	Anders Albertson	2011-15
147	Bryce Molder	1997-2001
146	Chan Song	2001-05
146	Charlie Rymer	1986-90
144	Ollie Schniederjans	2011-15
143	Roberto Castro	2003-07
143	Nicholas Thompson	2001-05
139	Troy Matteson	1998-2003
139	Cameron Tringale	2005-09
138	Matt Kuchar	1996-2000
137	Bartley Forrester	2019-24
135	Chan Reeves	1987-91
134	Kevin Larsen	2003-07
133	Nacho Gervas	1983-87
130	Jay Nichols	1983-87
129	Jason Walters	1992-96
127	Carlton Forrester	1995-2000
123	James White	2008-12
122	J.T. Griffin	2008-11
122	Bill McDonald	1984-88
121	Tripp Isenhour	1986-90
120	Bob McDonnell	1982-86
116	Bo Andrews	2009-14
114	Luke Schniederjans	2016-20
114	Wes Latimer	1997-2001
111	Chris Petefish	2014-18
110	Bartley Forrester	2019-24
110	Andy Ogletree	2016-20
109	Richy Werenski	2010-14
109	Michael Clark II	1987-91
107	James Clark	2014-19
107	Brian Newton	1993-98
107	Mike Pearson	1995-99
107	Hiroshi Tai	2022-present
106	Chesson Hadley	2006-10
105	Tyler Strafaci	2016-20
104	Mike Barbosa	2003-06
104	Carlos Beautell	1991-95
103	Matt Weibring	1998-2002
101	Noah Norton	2017-21
101	Kris Mikkelsen	1998-2002
82	Connor Howe	2018-23
81	Matt Kuchar	1996-2000
77	Cameron Tringale	2005-09
76	Roberto Castro	2003-07
74	Bartley Forrester	2019-24
71	Stewart Cink	1991-95
71	Troy Matteson	1998-2003
70	Christo Lamprecht	2020-present
69	Nicholas Thompson	2001-05
66	Andy Ogletree	2016-20
66	Chan Song	2001-05
63	Luke Schniederjans	2016-20
63	Tyler Strafaci	2016-20
63	Tyler Strafaci	2016-20
62	James White	2008-12
59	Nacho Gervas	1983-87
58	Hiroshi Tai	2022-25
57	J.T. Griffin	2008-11
56	Noah Norton	2017-21
55	Chris Petefish	2014-18
54	Bartley Forrester	2019-present
54	Chesson Hadley	2006-10
52	Charlie Rymer	1986-90
51	Carlton Forrester	1995-2000
51	Bo Andrews	2009-14
50	Seth Reeves	2010-14

Even/Under Par Rounds

Rounds	Player	Years
106	Bryce Molder	1997-2001
103	David Duval	1989-93
96	Christo Lamprecht	2020-24
93	Anders Albertson	2011-15
92	Ollie Schniederjans	2011-15

Rounds Under 70

Rounds	Player	Years
62	Bryce Molder	1997-2001
57	Christo Lamprecht	2020-24
53	Ollie Schniederjans	2011-15
40	Cameron Tringale	2005-09
38	Anders Albertson	2011-15
36	Bartley Forrester	2019-24
35	Nicholas Thompson	2001-05
35	David Duval	1989-93
35	Christo Lamprecht	2020-24
34	Roberto Castro	2003-07
34	Troy Matteson	1999-2003
34	Connor Howe	2018-23
33	Noah Norton	2017-21
33	Matt Kuchar	1996-2000
33	Hiroshi Tai	2022-present
31	Luke Schniederjans	2016-20
30	Stewart Cink	1991-95

Top-10 Finishes

Top10s	Player	Years
39	David Duval	1989-93
37	Bryce Molder	1997-2001
28	Stewart Cink	1991-95
27	Ollie Schniederjans	2011-15
25	Matt Kuchar	1996-2000
24	Christo Lamprecht	2020-24
22	Cameron Tringale	2005-09
21	Anders Albertson	2011-15
20	Roberto Castro	2003-07
19	Nacho Gervas	1983-87
18	Christo Lamprecht	2020-present
17	James White	2008-12
16	Troy Matteson	1998-2003
16	Charlie Rymer	1986-90
15	Nicholas Thompson	2001-05
15	John-Tyler Griffin	2008-11

SEASON ALL-TIME LISTS

Stroke Average

Average	Player	Rounds	Year
69.16	Christo Lamprecht	31	2023-24
69.43	Bryce Molder	35	2000-01
69.44	Christo Lamprecht	34	2022-23
69.50	Ross Steelman	28	2022-23
69.51	Ollie Schniederjans	39	2013-14
70.22	Christo Lamprecht	37	2021-22
70.27	Luke Schniederjans	33	2018-19
70.38	Andy Ogletree	32	2018-19
70.51	Ollie Schniederjans	37	2014-15
70.65	Matt Kuchar	34	1999-00
70.65	Connor Howe	34	2022-23
70.72	Bryce Molder	36	1999-00
70.73	David Duval	41	1992-93
70.74	Hiroshi Tai	35	2023-24
70.75	Seth Reeves	36	2013-14
70.80	Matt Kuchar	35	1997-98
70.86	Roberto Castro	37	2004-05
70.89	Bartley Forrester	37	2021-22
70.95	Bryce Molder	38	1997-98
71.05	Anders Albertson	38	2012-13
71.08	Stewart Cink	37	1994-95
71.09	Chesson Hadley	32	2007-08
71.15	Tyler Strafaci	33	2018-19
71.17	Nicholas Thompson	36	2003-04
71.18	James White	33	2011-12
71.19	Connor Howe	37	2021-22
71.22	Troy Matteson	36	2002-03
71.30	Tyler Strafaci	30	2017-18
71.31	Ollie Schniederjans	35	2012-13
71.35	Bartley Forrester	31	2022-23
71.36	Cameron Tringale	33	2008-09
71.39	Anders Albertson	33	2011-12
71.41	Troy Matteson	37	2001-02
71.42	Noah Norton	33	2018-19
71.43	Noah Norton	30	2017-18
71.48	Anders Albertson	40	2014-15
71.49	Cameron Tringale	37	2006-07
71.50	Hiroshi Tai	34	2022-23
71.54	Bartley Forrester	37	2023-24
71.56	James White	32	2010-11
71.57	Christo Lamprecht	28	2020-21
71.58	Bryce Molder	38	1998-99
71.63	Kyle Scott	32	2010-11
71.65	Nicholas Thompson	40	2004-05
71.67	Luke Schniederjans	33	2017-18
71.82	Chris Petefish	33	2017-18
71.82	Ross Steelman	34	2021-22
71.87	Luke Schniederjans	30	2016-17
71.88	Andy Ogletree	33	2017-18
71.88	Roberto Castro	34	2006-07
71.89	Roberto Castro	36	2003-04
71.93	James Clark	30	2016-17

(Under 72, minimum 30 rounds)

Stroke Average (Freshmen)

Average	Player	Rounds	Year
70.95	Bryce Molder	38	1997-98
71.39	Anders Albertson	33	2011-12
71.43	Noah Norton	30	2017-18
71.50	Hiroshi Tai	34	2022-23
71.57	Christo Lamprecht	28	2020-21
71.87	Luke Schniederjans	30	2016-17
71.89	Roberto Castro	36	2003-04
72.00	Benjamin Reuter	29	2021-22
72.09	Chesson Hadley	20	2006-07
72.22	Albert Hansson	37	2024-25
72.23	Connor Howe	30	2018-19
72.38	Chris Petefish	29	2014-15
72.38	David Duval	40	1989-90
72.50	Matt Kuchar	40	1996-97
72.54	Tyler Strafaci	24	2016-17
72.63	Andy Ogletree	30	2016-17
72.70	Troy Matteson	33	1999-2000
72.76	Chan Song	34	2001-02
72.79	Ollie Schniederjans	33	2011-12
72.81	Nicholas Thompson	31	2001-02
72.91	Kale Fontenot	34	2023-24

(Under 73, minimum 20 rounds)

4-Player Scoring Average

Average	Season	Rounds	Strokes
279.53	2022-23	34	9504
281.03	2018-19	33	9274
281.59	2021-22	37	10419
282.17	2013-14	36	10158
282.97	2023-24	37	10470
283.15	2017-18	33	9344
284.56	2019-20	18	5122
284.90	2014-15	40	11396
285.09	1999-00	33	9408
285.86	2004-05	37	10577
286.06	2001-02	34	9726
286.10	2016-17	30	8583
286.24	2024-25	37	10,591
286.34	2012-13	35	10022
286.66	1997-98	38	10893
286.67	2003-04	39	11180
286.81	2010-11	32	9178
286.91	2000-01	35	10042
287.39	2020-21	31	8909

Rounds Played*

Rounds	Player	Year
46	Mikko Rantanen	1993-94
45	Stewart Cink	1993-94
43	Carlos Beautell	1993-94
43	Brian Newton	1993-94
42	Bartley Forrester	2023-24
42	Connor Howe	2022-23
42	Christo Lamprecht	2022-23
42	Hiroshi Tai	2022-23
41	David Duval	1992-93
41	David Duval	1990-91
40	Hiroshi Tai	2023-24
40	Anders Albertson	2014-15
40	Chan Song	2004-05
40	Nicholas Thompson	2004-05
40	Matt Kuchar	1996-97
40	David Duval	1991-92
40	David Duval	1989-90
40	Charlie Rymer	1989-90
40	Bob McDonnell	1984-85
39	Anders Albertson	2013-14
39	Ollie Schniederjans	2013-14
39	Chan Song	2003-04
39	Bartley Forrester	2021-22
39	Connor Howe	2021-22
39	Christo Lamprecht	2021-22
39	Bartley Forrester	2022-23
38	Kale Fontenot	2023-24
38	Carson Kim	2023-24
38	Anders Albertson	2012-13
38	Wes Latimer	1998-99
38	Bryce Molder	1998-99
38	Bryce Molder	1997-98
38	Stewart Cink	1992-93
38	Jimmy Jonnston	1990-91
38	Michael Clark II	1988-89
38	Tripp Isenhour	1988-89
38	Charlie Rymer	1988-89
38	Hiroshi Tai	2024-25
37	Ollie Schniederjans	2014-15
37	Cameron Tringale	2006-07
37	Cameron Tringale	2005-06
37	Mike Barbosa	2004-05
37	Roberto Castro	2004-05
37	Troy Matteson	2001-02
37	Kris Mikkelsen	2001-02
37	Stewart Cink	1994-95
37	Jason Walters	1994-95
37	Briny Baird	1991-92
37	Stewart Cink	1991-92
37	Jimmy Johnston	1991-92
37	Tom Shaw	1989-90
37	Nacho Gervas	1984-85
37	Bill McDonald	1984-85
37	Benjamin Reuter	2024-25
37	Albert Hansson	2024-25
37	Carson Kim	2024-25
36	Bo Andrews	2013-14
36	Seth Reeves	2013-14
36	Mike Barbosa	2005-06
36	Roberto Castro	2005-06
36	Kevin Larsen	2005-06
36	Roberto Castro	2003-04
36	Kevin Larsen	2003-04
36	Nicholas Thompson	2003-04
36	Troy Matteson	2002-03
36	Nicholas Thompson	2002-03
36	Bryce Molder	1999-2000
36	Wes Latimer	1997-98
36	Tripp Isenhour	1987-88
36	Bill McDonald	1987-88
36	Charlie Rymer	1987-88
36	Jay Nichols	1984-85
36	Ross Steelman	2021-22
38	Ross Steelman	2022-23
35	Ollie Schniederjans	2012-13
35	J.T. Griffin	2010-11
35	Paul Haley	2010-11
35	Wes Latimer	2000-01
35	Kris Mikkelsen	2000-01
35	Bryce Molder	2000-01
35	Matt Weibring	2000-01
35	Carlton Forrester	1998-99
35	Matt Kuchar	1997-98
35	Nick Cassini	1996-97
35	Mike Pearson	1996-97
35	Carlos Beautell	1992-93
35	Mikko Rantanen	1992-93
35	Chan Reeves	1990-91
35	Chan Reeves	1988-89

**includes match play rounds*

Even/Under Par Rounds

Rounds	Player	Years
32	Ollie Schniederjans	2013-14
31	David Duval	1992-93
29	Bryce Molder	2000-01
28	Christo Lamprecht	2021-22
28	Bryce Molder	1999-2000
26	Christo Lamprecht	2023-24
26	Anders Albertson	2012-13
25	Luke Schniederjans	2018-19
25	Anders Albertson	2014-15
25	Ollie Schniederjans	2014-15
25	Matt Kuchar	1999-2000
25	Bryce Molder	1997-98
25	Christo Lamprecht	2022-23
24	Anders Albertson	2013-14
24	James White	2011-12
24	Bryce Molder	1998-99
24	Matt Kuchar	1997-98
24	David Duval	1991-92
24	David Duval	1990-91
24	David Duval	1989-90
24	Ross Steelman	2022-23
23	Hiroshi Tai	2023-24
23	Connor Howe	2021-22
23	Andy Ogletree	2018-19
23	Roberto Castro	2004-05
23	Connor Howe	2022-23
22	J.T. Griffin	2010-11
22	Kyle Scott	2010-11
22	Chan Song	2004-05
22	Matt Kuchar	1996-97
22	Stewart Cink	1994-95
22	Stewart Cink	1993-94
21	Bartley Forrester	2021-22
21	Noah Norton	2018-19
21	Seth Reeves	2013-14
21	Ollie Schniederjans	2012-13
21	Chesson Hadley	2007-08
21	Cameron Tringale	2006-07
21	Nicholas Thompson	2003-04
21	Troy Matteson	2002-03
21	Troy Matteson	2001-02
20	Bartley Forrester	2023-24
20	Tyler Strafaci	2018-19
20	Tyler Strafaci	2017-18
20	J.T. Griffin	2009-10
20	Cameron Tringale	2005-06
20	Roberto Castro	2003-04
20	Jimmy Johnston	1991-92
20	Nacho Gervas	1984-85

Rounds Under 70

Rounds	Player	Year
21	Christo Lamprecht	2022-23
20	Ollie Schniederjans	2013-14
19	Bryce Molder	2000-01
17	Seth Reeves	2013-14
17	Ross Steelman	2022-23
16	Christo Lamprecht	2023-24
16	Noah Norton	2018-19
16	Ollie Schniederjans	2014-15
16	Bryce Molder	1997-98
15	Luke Schniederjans	2018-19
15	Roberto Castro	2004-05
15	Bryce Molder	1998-99
13	Christo Lamprecht	2021-22
13	Ross Steelman	2021-22
13	Troy Matteson	2001-02
13	Matt Kuchar	1999-2000
13	Connor Howe	2022-23
12	Hiroshi Tai	2023-24
12	Bartley Forrester	2021-22
12	Bryce Molder	1999-2000
12	Troy Matteson	2002-03
12	David Duval	1992-93
11	Anders Albertson	2014-15
11	Anders Albertson	2012-13
11	J.T. Griffin	2010-11
11	Cameron Tringale	2008-09
11	Cameron Tringale	2006-07
11	Nicholas Thompson	2004-05
11	Nicholas Thompson	2003-04
11	Matt Kuchar	1997-98
10	Connor Howe	2021-22
10	Andy Ogletree	2018-19
10	Luke Schniederjans	2017-18
10	Luke Schniederjans	2016-17
10	Ollie Schniederjans	2012-13
10	Chan Song	2004-05
10	Stewart Cink	1994-95
10	Stewart Cink	1993-94
10	David Duval	1990-91
10	Bartley Forrester	2022-23

Wins (Individual)

Wins	Player	Year
5	Ollie Schniederjans	2013-14
4	Troy Matteson	2001-02
4	Stewart Cink	1994-95
4	David Duval	1992-93
3	Bryce Molder	2000-01
3	Bryce Molder	1999-2000
3	Bill McDonald	1984-85
2	Christo Lamprecht	2023-24
2	Luke Schniederjans	2016-17
2	Paul Haley	2010-11
2	James White	2010-11
2	Cameron Tringale	2008-09
2	Cameron Tringale	2005-06
2	Troy Matteson	2002-03
2	Matt Kuchar	1999-2000
2	Bryce Molder	1998-99
2	Matt Kuchar	1997-98
2	Matt Kuchar	1996-97
2	Mikko Rantanen	1993-94
2	Charlie Rymer	1988-89
2	David Duval	1990-91
2	Bob McDonnell	1984-85

Top-10 Finishes

Top10s	Player	Year
13	David Duval	1992-93
11	Bryce Molder	2000-01
10	Ollie Schniederjans	2013-14
10	Bryce Molder	1998-99
10	Stewart Cink	1994-95
10	Stewart Cink	1993-94
9	Ollie Schniederjans	2014-15
9	David Duval	1990-91
9	David Duval	1989-90
9	Matt Kuchar	1997-98
9	Bryce Molder	1997-98
8	James White	2010-11
8	Roberto Castro	2004-05
8	Matt Kuchar	1999-2000
8	David Duval	1991-92
8	Nacho Gervas	1985-86
8	Christo Lamprecht	2022-23
7	J.T. Griffin	2010-11
7	Cameron Tringale	2008-09
7	Troy Matteson	2001-02
7	Bryce Molder	1999-2000
6	Christo Lamprecht	2023-24
6	Christo Lamprecht	2021-22
6	Ross Steelman	2021-22
6	Anders Albertson	2013-14
6	Seth Reeves	2013-14
6	Ollie Schniederjans	2012-13
6	Kyle Scott	2010-11
6	J.T. Griffin	2009-10
6	Roberto Castro	2006-07
6	Cameron Tringale	2005-06
6	Chan Song	2004-05
6	Troy Matteson	2002-03
6	Kris Mikkelsen	2001-02
6	Mikko Rantanen	1993-94
6	Stewart Cink	1992-93
6	Mikko Rantanen	1992-93
6	Jimmy Johnston	1991-92
6	Nacho Gervas	1984-85
6	Bill McDonald	1984-85
6	Matt Kuchar	1996-97
5	Luke Schniederjans	2018-19
5	Anders Albertson	2014-15
5	Anders Albertson	2012-13
5	Anders Albertson	2011-12
5	Bo Andrews	2011-12
5	James White	2011-12
5	Paul Haley	2010-11
5	Chesson Hadley	2007-08
5	Cameron Tringale	2006-07
5	Kevin Larsen	2005-06
5	Nicholas Thompson	2004-05
5	Nicholas Thompson	2003-04
5	Matt Weibring	2001-02
5	Jimmy Johnston	1990-91
5	Charlie Rymer	1988-89
5	Connor Howe	2022-23

Wins (Team)

Wins	Coach	Year
7	Bruce Heppler	2013-14
7	Bruce Heppler	2001-02
6	Bruce Heppler	2018-19
5	Bruce HeppleR	2021-22
5	Bruce Heppler	2000-01
5	Puggy Blackmon	1992-93
4	Bruce Heppler	2017-18
4	Bruce Heppler	2014-15
4	Bruce Heppler	1999-2000
4	Puggy Blackmon	1991-92
4	Puggy Blackmon	1990-91
4	Puggy Blackmon	1986-87
4	Puggy Blackmon	1984-85

Consecutive Wins (Team)

Wins	Coach	Year
5	Bruce Heppler	2013-14
4	Bruce Heppler	2001-02
3	Bruce Heppler	2018-19
3	Bruce Heppler	2000-01
3	Puggy Blackmon	1992-93
3	Puggy Blackmon	1991-92
3	Puggy Blackmon	1990-91
2	Bruce Heppler	2019-20
2	Bruce Heppler	2018-19
2	Bruce Heppler	2014-15
2	Bruce Heppler	2013-14
2	Bruce Heppler	2010-11
2	Bruce Heppler	1999-2000
2	Bruce Heppler	1998-99
2	Puggy Blackmon	1993-94
2	Puggy Blackmon	1992-93
2 (twice)	Puggy Blackmon	1986-87

TEAM TOURNAMENT RECORDS

Low 18-Hole Rounds

Score (+/-)	Event	Year
262 (-26)	Waikoloa Intercollegiate	2005
262 (-18)	Maui Jim Intercollegiate	2021
264 (-24)	Warrior Princeville Makai Invitational	2014
264 (-16)	Maui Jim Intercollegiate	2021
264 (-16)	Maui Jim Intercollegiate	2022
265 (-15)	UH-Hilo Invitational	2007
265 (-15)	Maui Jim Intercollegiate (par 70)	2018
265 (-23)	Amer Ari Intercollegiate	2024
266 (-22)	NCAA Salem Regional	2023
267 (-21)	Watersound Invitational	2023
267 (-21)	ACC Championship	2006
267 (-21)	NCAA Salem Regional	2023
267 (-13)	Maui Jim Intercollegiate	2022
268 (-20)	Waikoloa Intercollegiate	2006
268 (-20)	Puerto Rico Classic	2014
268 (-20)	Puerto Rico Classic	2020
269 (-19)	Clemson Invitational	2019
269 (-19)	Amer Ari Invitational	2020
270 (-18)	Waikoloa Intercollegiate	1999
270 (-18)	ACC Championship	2012
270 (-18)	Amer Ari Invitational	2014
270 (-18)	Golf Club of Georgia Collegiate	2018
270 (-18)	ACC Championship	2019
270 (-10)	NCAA Pullman Regional	2019
271 (-17)	ACC Championship	2002
271 (-13)	Jerry Pate National Collegiate	2000
271 (-17)	United States Collegiate Championship	2010
271 (-17)	Clemson Invitational	2019
271 (-9)	NCAA Pullman Regional	2019
272 (-16)	Waikoloa Intercollegiate	2004
272 (-16)	Gary Koch/Cleveland Golf Intercollegiate	2003
272 (-16)	Augusta State Invitational	2003
272 (-16)	Golf World Invitational	2000
272 (-8)	UH Hilo Invitational	2007
272 (-8)	UH Hilo Invitational	2008
272 (-8)	NCAA Southeast Regional	2010
272 (-16)	ACC Championship	2011
272 (-16)	ACC Championship	2013
272 (-12)	NCAA Raleigh Regional	2014
272 (-12)	DICK'S Sporting Goods Challenge Cup	2014
272 (-16)	Warrior Princeville Makai Invitational	2014
272 (-16)	Clemson Invitational	2019
272 (-16)	Southern Highlands Collegiate	2023
273 (-15)	Las Vegas Intercollegiate	2001
273 (-15)	ACC Championship	2014
273 (-15)	Warrior Princeville Makai Invitational	2014
273 (-15)	ACC Championship	2022
273 (-15)	Amer Ari Intercollegiate	2024
273 (-7)	NCAA Stanford Regional	2017
273 (-7)	Maui Jim Intercollegiate	2018
273 (-7)	The Goodwin	2021
273 (-7)	NCAA Chapel Hill Regional (rounds 1 and 3)	2024

Lowest 54-Hole Scores

Score (+/-)	Event	Year
796 (-44)	Maui Jim Intercollegiate	2021
806 (-34)	Maui Jim Intercollegiate	2022
808 (-56)	Waikoloa Intercollegiate	2005
809 (-55)	Warrior Princeville Makai Invitational	2014
811 (-53)	NCAA Salem Regional	2023
812 (-28)	Maui Jim Intercollegiate	2018
812 (-52)	Clemson Invitational	2019
814 (-50)	Amer Ari Intercollegiate	2024
818 (-22)	UH-Hilo Intercollegiate	2007
818 (-22)	NCAA Pullman Regional	2019
823 (-41)	Puerto Rico Classic	2014
823 (-17)	NCAA Chapel Hill Regional	2024
825 (-27)	UH-Hilo Intercollegiate	2006
825 (-27)	NCAA Raleigh Regional	2014
824 (-16)	UH Hilo Intercollegiate	2008
824 (-40)	Amer Ari Intercollegiate	2025
827 (-37)	ACC Championship	2019
827 (-37)	Watersound Invitational	2023
828 (-24)	Jerry Pate National	2005
828 (-12)	The Goodwin	2023
828 (-12)	OFCC/Fighting Illini Invitational	2024
829 (-35)	Golf World Invitational	2000
829 (-35)	Puerto Rico Classic	2002
829 (-23)	Jerry Pate National Collegiate	2004
829 (-11)	The Goodwin	2022
830 (-22)	Seminole Intercollegiate	2012
830 (-10)	NCAA Championship	2013
830 (-34)	Amer Ari Intercollegiate	2020
831 (-33)	ACC Championship	2011
831 (-32)	Puerto Rico Classic	2020
833 (-31)	ACC Championship	2006
834 (-30)	Puerto Rico Classic	1999
835 (-17)	Jerry Pate National	2000
835 (-29)	NCAA East Regional	1998
836 (-28)	United States Collegiate Championship	2010
836 (-28)	Seminole Intercollegiate	2017
836 (-28)	Amer Ari Intercollegiate	2022
837 (-27)	ACC Championship	2002
837 (-27)	ACC Championship	2012
837 (-27)	Amer Ari Intercollegiate	2014
837 (-15)	Valspar Invitational	2014
838 (-26)	U.S. Collegiate Championship	2000
838 (-26)	ACC Championship	2022
838 (-26)	ACC Championship	2023
839 (-25)	Southern Intercollegiate	1985
839 (-25)	Brickyard Collegiate	2013
839 (-25)	ACC Championship	2014

Lowest 72-Hole Scores

Score (+/-)	Event	Year
1116 (-36)	NCAA Championship (Opelika, Ala.)	2000
1122 (-30)	NCAA Championship (Albuquerque, N.M.)	1998
1126 (+6)	NCAA Championship (Scottsdale, Ariz.)	2023
1131 (+11)	NCAA Championship (Williamsburg, Va.)	2007
1138 (+2)	NCAA Championship (Columbus, Ohio)	2002
1145 (-7)	NCAA Championship (McKinney, Texas)	1994
1146 (-6)	NCAA Championship (Lexington, Ky.)	1993
1146 (+26)	NCAA Championship (Owings Mills, Md.)	2005
1148 (-4)	NCAA Championship (Durham, N.C.)	2001
1151 (-1)	NCAA Championship (Albuquerque, N.M.)	1992
1151 (+31)	NCAA Championship (Hot Springs, Va.)	2004
1169 (+49)	NCAA Championship (Scottsdale, Ariz.)	2021
1171 (+51)	NCAA Championship (Scottsdale, Ariz.)	2022
1173 (+21)	NCAA Championship (Tarpon Springs, Fla.)	1990
1175 (+23)	NCAA Championship (Bradenton, Fla.)	2015
1177 (+25)	NCAA Championship (Carlsbad, Calif.)	2024
1180 (+28)	NCAA Championship (Advance, N.C.)	1986
1184 (+32)	NCAA Championship (Thousand Oaks, Calif.)	1988
1188 (+36)	NCAA Championship (Pebble Beach, Calif.)	1990

Largest Victory Margins

Strokes	Event (score)	Year
27	United States Collegiate Championship (836)	2010
25	Puerto Rico Classic (829)	2002
24	Las Vegas Intercollegiate (844)	2001
21	Southern Intercollegiate (839)	1985
20	ACC Championship (831)	2011
20	Tar Heel Intercollegiate (842)	2013
18	Robert Kepler Invitational (858)	2014
17	Waikoloa Intercollegiate (893)	1999
17	NCAA Raleigh Regional (825)	2014
16	Southern Intercollegiate (847)	1989
16	Long Cove Invitational (855)	2001
16	Robert Kepler Invitational (848)	2015

Georgia Tech set a program record for victory margin when it won the 2010 United States Collegiate Championship by 27 strokes.

INDIVIDUAL TOURNAMENT RECORDS

Lowest 54-Hole Scores

Score (+/-)	Player	Event
194 (-16)	Christo Lamprecht	2021 Maui Jim Intercollegiate
196 (-20)	Bryce Molder	2000 Jerry Pate National Collegiate
196 (-17)	Bryce Molder	2000 Golf World Invitational
197 (-13)	Bartley Forrester	2021 Maui Jim Intercollegiate
199 (-17)	Roberto Castro	2005 Waikoloa Intercollegiate
199 (-11)	Roberto Castro	2007 UH-Hilo Intercollegiate
199 (-17)	Ollie Schniederjans	2014 Warrior Makai Princeville Invitational
199 (-11)	Ross Steelman	2021 Maui Jim Intercollegiate
200 (-10)	Cameron Tringale	2008 UH-Hilo Intercollegiate
200 (-16)	Anders Albertson	2014 Warrior Makai Princeville Invitational
201 (-15)	Troy Matteson	2003 NCAA East Regional
201 (-9)	Cameron Tringale	2007 UH-Hilo Intercollegiate
201 (-12)	Ollie Schniederjans	2014 Valspar Invitational
201 (-15)	Bartley Forrester	2024 Amer Ari Intercollegiate
202 (-14)	Matt Kuchar	1998 NCAA East Regional
202 (-11)	Nicholas Thompson	2002 The Nelson Invitational
202 (-11)	Cameron Tringale	2006 UH-Hilo Intercollegiate
202 (-8)	Ollie Schniederjans	2014 Jerry Pate National Collegiate
202 (-14)	Luke Schniederjans	2019 Clemson Invitational
202 (-8)	Noah Norton	2018 Maui Jim Intercollegiate
202 (-8)	Tyler Strafaci	2018 Maui Jim Intercollegiate
202 (-14)	Christo Lamprecht	2024 Amer Ari Intercollegiate
202 (-8)	Bartley Forrester	2024 NCAA Chapel Hill Regional
202 (-8)	Hiroshi Tai	2024 NCAA Chapel Hill Regional
202 (-8)	Benjamin Reuter	2024 OFCC/Fighting Illini Invitational
203 (-13)	Bryce Molder	2001 NCAA East Regional
203 (-13)	Nicholas Thompson	2005 Waikoloa Intercollegiate
203 (-13)	Chan Song	2005 Waikoloa Intercollegiate
203 (-7)	Chesson Hadley	2008 UH-Hilo Intercollegiate
203 (-7)	Andy Ogletree	2019 NCAA Pullman Regional
203 (-7)	Luke Schniederjans	2018 Maui Jim Intercollegiate
203 (-7)	Christo Lamprecht	2022 The Goodwin
203 (-7)	Christo Lamprecht	2023 Ben Hogan Collegiate Invitational
203 (-13)	Hiroshi Tai	2024 Amer Ari Intercollegiate
203 (-13)	Benjamin Reuter	2025 Amer Ari Intercollegiate
204 (-12)	Bryce Molder	1999 Carpet Capital Collegiate (spring)
204 (-12)	Bryce Molder	1999 Carpet Capital Collegiate (fall)
204 (-9)	Nicholas Thompson	2004 Western Refining All-American
204 (-12)	James White	2010 United States Collegiate Championship
204 (-9)	John-Tyler Griffin	2010 Western Refining All-American
204 (-9)	Anders Albertson	2013 Western Refining All-American
204 (-12)	Ollie Schniederjans	2014 ACC Championship
204 (-12)	Tyler Strafaci	2019 Clemson Invitational
204 (-12)	Andy Ogletree	2019 ACC Championship
204 (-6)	Connor Howe	2019 NCAA Pullman Regional
204 (-6)	Luke Schniederjans	2019 NCAA Pullman Regional
204 (-12)	Andy Ogletree	2020 Amer Ari Intercollegiate
204 (-6)	Connor Howe	2021 Maui Jim Intercollegiate
204 (-12)	Ross Steelman	2022 Amer Ari Intercollegiate

Lowest 18-Hole Rounds

Score (+/-)	Player	Event
60* (-12)	Bryce Molder	2000 Golf World Invitational
62 (-10)	Bryce Molder	2000 Jerry Pate National
62 (-10)	James White	2010 U.S. Collegiate Championship
62 (-10)	Richy Werenski	2014 Puerto Rico Classic
62 (-8)	Luke Schniederjans	2017 NCAA Stanford Regional
62 (-10)	Luke Schniederjans	2019 Clemson Invitational
62 (-10)	Christo Lamprecht	2023 NCAA Salem Regional
63 (-9)	Mikko Rantanen	1994 NCAA Championship
63 (-8)	Andy Ogletree	2019 Valspar Collegiate Invitational
63 (-9)	Ross Steelman	2023 Watersound Invitational
64 (-8)	Nacho Gervas	1986 Schenkel Intercollegiate
64 (-8)	Matt Kuchar	1998 NCAA East Regional
64 (-8)	Carlton Forrester	1999 Waikoloa Intercollegiate
64 (-8)	Troy Matteson	2000 U.S. Collegiate
64 (-6)	Troy Matteson	2000 Jerry Pate Intercollegiate
64 (-8)	Troy Matteson	2002 Carpet Capital Collegiate
64 (-8)	Nicholas Thompson	2003 Augusta State Invitational
64 (-8)	Nicholas Thompson	2004 Waikoloa Intercollegiate
64 (-8)	Roberto Castro	2005 Waikoloa Intercollegiate
64 (-6)	Cameron Tringale	2007 UH-Hilo Intercollegiate
64 (-8)	Ollie Schniederjans	2014 Carpet Capital Collegiate
64 (-8)	Tyler Joiner	2016 Carpet Capital Collegiate
64 (-8)	Andy Ogletree	2019 Clemson Invitational
64 (-8)	Tyler Strafaci	2020 Amer Ari Invitational
64 (-8)	Ross Steelman	2023 Linger Linger Invitational
64 (-8)	Benjamin Reuter	2025 OFCC/Fighting Illini Invitational

** Tied NCAA record*

Lowest NCAA Championship Scores (72 holes)

Score (+/-)	Player	Event
273 (-15)	Bryce Molder	1998 / Albuquerque, N.M. (6th)
274 (-6)	Ross Steelman	2023 / Scottsdale, Ariz. (tied 2nd)
275 (-5)	Chesson Hadley	2007 / Williamsburg, Va. (tied 4th)
276 (-12)	Matt Kuchar	1998 / Albuquerque, N.M. (tied 7th)
276 (-12)	Matt Weibring	2000 / Opelika, Ala. (6th)
276 (-8)	Troy Matteson	2002 / Columbus, Ohio (champion)
278 (-2)	Cameron Tringale	2007 / Williamsburg, Va. (tied 9th)
279 (-9)	David Duval	1993 / Lexington, Ky. (runner-up)
279 (-1)	Roberto Castro	2005 / Owings Mills, Md. (3rd)
280 (-8)	Stewart Cink	1994 / McKinney, Texas (tied 5th)
281 (-7)	Kris Mikkelsen	2001 / Durham, N.C. (tied 4th)
282 (-6)	Bryce Molder	2000 / Opelika, Ala. (tied 15th)
282 (-6)	Carlton Forrester	2000 / Opelika, Ala. (tied 15th)
283 (-5)	Matt Kuchar	2000 / Opelika, Ala. (tied 20th)
284 (-4)	Bryce Molder	2001 / Durham, N.C. (tied 8th)
284 (E)	Nicholas Thompson	2004 / Hot Springs, Va. (tied 17th)
284 (+4)	Connor Howe	2023 / Scottsdale, Ariz. (tied 29th)
285 (-3)	Troy Matteson	2000 / Opelika, Ala. (tied 30th)
285 (-3)	Cameron Tringale	2006 / Sunriver, Ore. (tied 8th)
285 (-3)	Hiroshi Tai	2024 / Carlsbad, Calif. (champion)

Lowest NCAA Championship Scores (54 holes)

Score (+/-)	Player	Event
204 (-6)	Ollie Schniederjans	2014 / Hutchinson, Kan.
205 (-5)	Ollie Schniederjans	2013 / Milton, Ga.
206 (-4)	Seth Reeves	2013 / Milton, Ga.
206 (-4)	Seth Reeves	2014 / Hutchinson, Kan.
209 (-1)	Anders Albertson	2013 / Milton, Ga.
210 (E)	Shun Yat Hak	2013 / Milton, Ga.
212 (-4)	Paul Haley	2010 / Ooltewah, Tenn.
213 (-3)	Chesson Hadley	2010 / Ooltewah, Tenn.
215 (-1)	John-Tyler Griffin	2010 / Ooltewah, Tenn.
216 (E)	James White	2011 / Stillwater, Okla.

Lowest NCAA Regional Scores (54 holes)

Score (+/-)	Player	Event
201 (-15)	Troy Matteson	2003 / Auburn, Ala. (champion)
202 (-14)	Matt Kuchar	1998 / Daufuskie Island, S.C. (champion)
202 (-8)	Bartley Forrester	2024 / Chapel Hill, N.C.
202 (-8)	Hiroshi Tai	2024 / Chapel Hill, N.C.
202 (-14)	Connor Howe	2023 / Salem, S.C.
202 (-14)	Christo Lamprecht	2023 / Salem, S.C.
203 (-13)	Bryce Molder	2001 / Williamsburg, Va.
203 (-7)	Andy Ogletree	2019 / Pullman, Wash.
204 (-6)	Connor Howe	2019 / Pullman. Wash.
204 (-6)	Luke Schniederjans	2019 / Pullman, Wash.
206 (-10)	Bryce Molder	1998 / Daufuskie Island, S.C.
206 (-7)	Ollie Schniederjans	2014 / Raleigh, N.C.
206 (-10)	Ross Steelman	2023 / Salem, S.C.
207 (-3)	Chan Reeves	1991 / New Haven, Conn. (champion)
207 (-6)	Roberto Castro	2005 / Kingston Springs, Tenn.
207 (-6)	Chan Song	2005 / Kingston Springs, Tenn.
207 (-6)	Seth Reeves	2014 / Raleigh, N.C.
207 (-6)	Ross Steelman	2022 / Columbus, Ohio
207 (-9)	Bartley Forrester	2023 / Salem, S.C.
208 (-5)	Tyler Strafaci	2018 / Raleigh, N.C.
208 (-8)	Hiroshi Tai	2023 / Salem, S.C.
208 (-2)	Christo Lamprecht	2024 / Chapel Hill, N.C.
209 (-7)	Jimmy Johnston	1992 / Hamilton, N.Y. (champion)
209 (-1)	Matt Kuchar	1999 / Providence, R.I.
209 (-1)	John-Tyler Griffin	2010 / Milton, Ga.
209 (-4)	Bo Andrews	2014 / Raleigh, N.C.
209 (-7)	Anders Albertson	2013 / Tallahassee, Fla.
209 (-4)	Andy Ogletree	2018 / Raleigh, N.C.
209 (-7)	Christo Lamprecht	2021 / Tallahasee, Fla.

Lowest ACC Championship Scores (54 holes)

Score (+/-)	Player	Event
201* (-15)	Anders Albertson	2013 / New London, N.C. (champion)
204 (-12)	Ollie Schniederjans	2014 / New London, N.C. (champion)
204 (-12)	Andy Ogletree	2019 / New London, N.C.
205 (-11)	Bob McDonnell	1985 / Greensboro, N.C. (champion)
205 (-11)	Bryce Molder	2001 / Lake Buena Vista, Fla.
205 (-11)	Christo Lamprecht	2022 / Panama City, Fla.
205 (-10)	Anders Albertson	2015 / New London, N.C. (co-champion)
206 (-10)	David Duval	1993 / Rocky Mount, N.C.
206 (-10)	Bryce Molder	2000 / New London, N.C. (champion)
206 (-10)	Cameron Tringale	2006 / New London, N.C. (champion)
206 (-10)	Chesson Hadley	2010 / New London, N.C.
206 (-10)	Paul Haley II	2011 / New London, N.C. (champion)
207 (-9)	Matt Kuchar	1998 / New London, N.C.
207 (-9)	Matt Weibring	2002 / New London, N.C.
207 (-9)	Nicholas Thompson	2002 / New London, N.C.
207 (-9)	Cameron Tringale	2009 / New London, N.c.
207 (-9)	Chesson Hadley	2009 / New London, N.c.
207 (-9)	Kyle Scott	2011 / New London, N.C.
207 (-9)	Ollie Schniederjans	2015 / New London, N.C.
207 (-3)	Connor Howe	2021 / Milton, Ga.
207 (-9)	Ross Steelman	2022 / Panama City, Fla.
207 (-9)	Hiroshi Tai	2023 / Pinehurst, N.C.
207 (-6)	Christo Lamprecht	2024 / Charlotte, N.C.
208 (-8)	Nicholas Thompson	2004 / New London, N.C.
208 (-8)	Luke Schniederjans	2018 / New London, N.C.
208 (-8)	Tyler Strafaci	2018 / New London, N.C.
208 (-8)	Luke Schniederjans	2019 / New London, N.C.
209 (-7)	Jimmy Johnston	1992 / Rocky Mount, N.C.
209 (-7)	Mikko Rantanen	1994 / Rocky Mount, N.C. (champion)
209 (-7)	Bryce Molder	1998 / New London, N.C.
209 (-7)	Cameron Tringale	2007 / New London, N.C.
209 (-7)	Taylor Hall	2008 / New London, N.C.
209 (-7)	John-Tyler Griffin	2010 / New London, N.C.
209 (-7)	Anders Albertson	2012 / New London, N.C.
209 (-7)	Anders Albertson	2014 / New London, N.C.
209 (-7)	Connor Howe	2023 / Pinehurst, N.C.

**Tournament record*

ACC CHAMPIONSHIP SUMMARIES

1979 — Greensboro, N.C.

The Cardinal Golf Club
8th (1188)
Strokes Off Lead/Par: -78/+108

Larry Mize	79	74	75	228	+12	t19
Jody Lowery	73	85	77	235	+19	t37
Scott Muir	79	78	80	237	+21	44
Robert Haley	84	78	80	242	+26	49
Doug Johnson	80	77	79	246	+30	t50
Mark Donohue	78	84	86	248	+32	t53
Joe Lowe	84	87	78	249	+33	55

1980 — Rocky Mount, N.C.

Northgreen Country Club
8th (305-299-306—910)
Strokes Off Lead/Par: -72/+46

Jody Lowery	74	75	76	225	+9	t24
Rick Riddle	84	68	75	227	+11	30
Doug Johnson	78	75	77	230	+14	t34
Robert Haley	77	85	78	240	+24	44
Ben Raney	83	81	79	243	+27	45
Billy Gilliland	76	81	87	244	+28	t46

1981 — Rocky Mount, N.C.

Northgreen Country Club
8th (318-323-311—952)
Strokes Off Lead/Par: -81/+88

Jody Lowery	74	80	78	232	+16	t31
Robert Haley	81	78	83	242	+26	44
Rick Riddle	82	83	79	244	+28	t45
Shawn Barker	81	86	77	244	+28	t45
Ben Raney	85	82	77	244	+28	t45
John Peay	83	84	84	251	+35	48

1982 — Rocky Mount, N.C.

Northgreen Country Club
8th (311-313-319—943)
Strokes Off Lead/Par: -67/+79

Alan Fuller	79	73	79	231	+15	t26
Davy Hopson	78	79	79	236	+20	t30
Eddie Millington	79	79	81	239	+23	t33
Chip Cochran	75	87	80	242	+26	t36
Jeff Wooley	83	82	81	246	+30	t38

1983 — Rocky Mount, N.C.

Northgreen Country Club
7th (303-292-305—900)
Strokes Off Lead/Par: -33/+36

Shawn Barker	74	74	76	224	+8	t20
Davy Hopson	76	74	74	224	+8	t20
Bob McDonnell	79	74	75	228	+12	t27
Alan Fuller	77	72	80	229	+13	30
Charlie Thomas	76	72	dq	-	-	t39

1984 — Pinehurst, N.C.

Pinehurst No. 2 Course
5th (292-307-317—916)
Strokes Off Lead/Par: -34/+52

Bob McDonnell	68	76	80	224	+8	t7
Nacho Gervas	74	76	77	227	+11	t11
Charlie Thomas	76	80	76	232	+16	t19
Davy Hopson	74	81	84	239	+23	t31
Jay Nichols	84	75	84	242	+26	t36

1985 — Greensboro, N.C.

Bryan Park Golf Course
1st (281-280-282—843)
Strokes Off Lead/Par: +5/-21

Bob McDonnell	68	69	68	205	-11	1
Bill McDonald	68	69	73	210	-6	3
Nacho Gervas	72	71	69	212	-4	t5
Jay Nichols	73	71	72	216	E	t16
Rod Park	77	72	75	224	+8	t30

1986 — Greensboro, N.C.

Bryan Park Golf Course
2nd (289-287-291—867)
Strokes Off Lead/Par: -6/+3

Nacho Gervas	71	69	73	213	-3	2
Bill McDonald	73	72	71	216	E	t6
Bob McDonnell	74	72	72	218	+2	10
Jay Nichols	78	74	75	227	+11	t25
Lenny Nash	71	81	76	228	+12	27

1987 — Greensboro, N.C.

Bryan Park Golf Course
T-2nd (286-292-390—868)
Strokes Off Lead/Par: -7/+4

Chris Cupit	72	73	71	216	E	t6
Bill McDonald	72	70	74	216	E	t6
Nacho Gervas	71	76	72	219	+3	t16
Charlie Rymer	71	76	73	220	+4	t20
Jay Nichols	74	73	74	221	+5	t23

1988 — Greensboro, N.C.

The Cardinal Golf Club
5th (297-302-303—902)
Strokes Off Lead/Par: -22/+38

Tripp Isenhour	76	75	70	221	+5	t3
Bill McDonald	73	77	75	225	+9	t13
Michael Clark	76	73	79	228	+12	t16
Charlie Rymer	72	77	80	229	+13	19
Chan Reeves	79	77	79	235	+19	33

1989 — Rocky Mount, N.C.

Northgreen Country Club
2nd (285-295-294—874)
Strokes Off Lead/Par: -4/+10

Michael Clark	71	73	73	217	+1	2
Charlie Rymer	71	72	76	219	+3	t5
Chan Reeves	71	74	75	220	+4	t8
Trey Holroyd	72	76	74	222	+6	t15
Tripp Isenhour	76	76	72	224	+8	t23

1990 — Rocky Mount, N.C.

Northgreen Country Club
T-5th (297-289-298—884)
Strokes Off Lead/Par: -8/+20

David Duval	69	71	71	211	-5	2
Chan Reeves	71	73	76	220	+4	t14
Tripp Isenhour	75	75	76	226	+10	t21
Charlie Rymer	83	70	75	228	+12	t24
Tom Shaw	82	77	76	235	+19	t33

1991 — Rocky Mount, N.C.

Northgreen Country Club
1st (279-286—565, third round rained out)
Strokes Off Lead/Par: +2/-11

David Duval		67	70	137	-7	t1
Jimmy Johnston		73	69	142	-2	t6
Tom Shaw		71	71	142	-2	t6
Chan Reeves		70	77	147	+3	t19
Briny Baird		71	76	147	+3	t19

1992 — Rocky Mount, N.C.

Northgreen Country Club
1st (289-274-279—842)
Strokes Off Lead/Par: +3/-22

Jimmy Johnston	67	72	70	209	-7	2
David Duval	73	66	71	210	-6	t3
Stewart Cink	75	68	67	210	-6	t3
Briny Baird	75	69	73	217	+1	t22
Wyatt Rollins	73	73	71	217	+1	t22

1993 — Rocky Mount, N.C.

Northgreen Country Club
1st (282-288-283—853)
Strokes Off Lead/Par: +5/-11

David Duval	70	69	67	206	-10	1
Mikko Rantanen	69	72	71	212	-4	t3
Jason Walters	69	75	73	217	+1	t9
Stewart Cink	75	72	72	219	+3	t12
Carlos Beautell	74	76	80	230	+14	39

1994 — Rocky Mount, N.C.

Northgreen Country Club
1st (286-287-291—864)
Strokes Off Lead/Par: +9/E

Mikko Rantanen	71	72	66	209	-7	1
Stewart Cink	69	71	75	215	-1	t4
Brian Newton	74	73	74	221	+5	t13
Carlos Beautell	72	75	76	223	+7	T18
Jason Walters	75	71	77	223	+7	t18

1995 — New London, N.C.

Old North State Club at Uwharrie Point
2nd (291-286-285—862)
Strokes Off Lead/Par: -13/-2

Stewart Cink	73	69	72	214	-2	t8
Sam Hulsey	72	73	70	215	-1	t11
Jason Walters	71	71	76	218	+2	t15
Carlos Beautell	75	73	72	220	+4	t19
Brian Newton	76	76	71	223	+7	t27

1996 — New London, N.C.

Old North State Club at Uwharrie Point
9th (299-293-301—893)
Strokes Off Lead/Par: -33/+29

Jason Walters	75	73	72	220	+4	t18
Sam Hulsey	74	73	75	222	+6	t25
Mike Pearson	80	72	76	228	+12	36
Brad Carroll	77	75	78	230	+14	t41
Mauricio Muniz	73	78	80	231	+15	t43

1997 — Fayetteville, Ga.

Whitewater Creek Country Club
8th (306-307-294—907)
Strokes Off Lead/Par: -46/+43

Matt Kuchar	76	70	70	216	E	2
Nick Cassini	73	82	72	227	+11	t26
Carlton Forrester	77	78	76	231	+15	t35
Mauricio Muniz	80	80	77	237	+21	43

ACC CHAMPIONSHIP SUMMARIES

Mike Pearson	83	79	76	238	+22	44

1998 — New London, N.C.

Old North State Club at Uwharrie Point
2nd (283-285-275—843)
Strokes Off Lead/Par: -7/-21

Matt Kuchar	70	71	66	207	-9	3
Bryce Molder	70	71	68	209	-7	t5
Wes Latimer	72	71	69	212	-4	t11
Mike Pearson	71	72	74	217	+1	t23
Carlton Forrester	75	73	72	220	+4	t29

1999 — New London, N.C.

Old North State Club at Uwharrie Point
1st (287-291-285—863)
Strokes Off Lead/Par: +10/-1

Mike Pearson	68	74	71	213	-3	2
Wes Latimer	71	73	71	215	-1	3
Bryce Molder	73	71	73	217	+1	t7
Matt Kuchar	75	74	71	220	+4	t12
Carlton Forrester	79	73	72	224	+8	t24

2000 — New London, N.C.

Old North State Club at Uwharrie Point
2nd (287-288-286—861)
Strokes Off Lead/Par: -5/-3

Bryce Molder	72	67	67	206	-11	1
Matt Kuchar	71	73	69	213	-3	t4
Troy Matteson	72	73	73	218	+2	13
Matt Weibring	72	75	79	226	+10	t31
Carlton Forrester	77	79	77	233	+17	40

2001 — Lake Buena Vista, Fla.

Disney's Magnolia Course
1st (280-285-280—845)
Strokes Off Lead/Par: +8/-19

Bryce Molder	69	70	66	205	-11	2
Kris Mikkelsen	69	73	71	213	-3	t6
Troy Matteson	70	74	71	215	-1	t10
Matt Weibring	73	71	72	216	E	t12
Wes Latimer	72	71	75	218	+2	t15

2002 — New London, N.C.

Old North State Club at Uwharrie Point
1st (271-284-282—837)
Strokes Off Lead/Par: +4/-27

Matt Weibring	68	70	69	207	-9	t2
Nicholas Thompson	67	69	71	207	-9	t2
Kris Mikkelsen	67	74	70	211	-5	t9
Chan Song	71	71	74	216	E	t20
Troy Matteson	69	77	72	218	+2	t23

2003 — New London, N.C.

Old North State Club at Uwharrie Point
4th (305-287-289—881)
Strokes Off Lead/Par: -16/+17

Troy Matteson	74	67	73	214	-2	t3
Thomas Jordan	76	69	71	216	E	t5
Nicholas Thompson	77	77	72	226	+10	t23
Adam Cranford	78	74	75	227	+11	t26
Chan Song	79	77	73	229	+13	t29

2004 — New London, N.C.

Old North State Club at Uwharrie Point
3rd (290-284-274—848)
Strokes Off Lead/Par: -11/-16

Nicholas Thompson	71	68	69	208	-8	t3
Chan Song	74	72	67	213	-5	t11
Roberto Castro	70	74	69	213	-3	t11
Mike Barbosa	75	70	69	214	-2	t15
Kevin Larsen	75	78	72	225	+9	37

2005 — New London, N.C.

Old North State Club at Uwharrie Point
2nd (293-290-286—869)
Strokes Off Lead/Par: -4/+5

Chan Song	74	72	68	214	-2	2
Roberto Castro	71	72	74	217	+1	t4
Mike Barbosa	74	75	71	220	+4	10
Nicholas Thompson	74	73	73	220	+4	t10
Kevin Larsen	78	73	75	226	+10	t24

2006 — New London, N.C.

Old North State Club at Uwharrie Point
T1st (276-267-290—833)
Strokes Off Lead/Par: E/-31

Cameron Tringale	69	65	72	206	-10	1
Taylor Hall	70	65	76	211	-5	t9
Kevin Larsen	73	67	72	212	-4	t12
Roberto Castro	72	70	71	213	-3	t16
Mike Barbosa	65	74	75	214	-2	t19

**co-champion with North Carolina*

2007 — New London, N.C.

Old North State Club at Uwharrie Point
T1st (287-283-284—854)
Strokes Off Lead/Par: E/-10

Cameron Tringale	72	68	69	209	-7	2
Roberto Castro	69	72	72	213	-3	t5
Chesson Hadley	72	72	71	215	-1	t9
Kevin Larsen	74	72	72	218	+2	t19
Taylor Hall	74	71	74	219	+3	t25

**co-champion with Virginia Tech*

2008 — New London, N.C.

Old North State Club at Uwharrie Point
4th (287-285-275—847)
Strokes Off Lead/Par: -9/-17

Taylor Hall	71	70	68	209	-7	5
David Dragoo	73	72	67	212	-4	t13
Cameron Tringale	71	72	69	212	-4	t13
Chesson Hadley	72	71	71	214	-2	t20
John-Tyler Griffin	77	76	71	224	+8	t43

2009 — New London, N.C.

Old North State Club at Uwharrie Point
1st/11 (281-284-281 — 846)
Strokes Off Lead/Par: +3/-18

Cameron Tringale	67	69	71	207	-9	t3
Chesson Hadley	71	70	66	207	-9	t3
James White	71	71	70	212	-4	t6
John Tyler Griffin	72	74	74	220	+4	t27
David Dragoo	74	74	74	222	+6	t36

2010 — New London, N.C.

Old North State Club at Uwharrie Point
1st/11 teams (279-276-286 — 841)
Strokes Off Lead/Par: +13/-23

Chesson Hadley	69	66	71	206	-10	1
Paul Haley	71	69	70	210	-6	t4
Kyle Scott	71	68	75	214	-2	t12
James White	73	73	70	216	E	t19
John-Tyler Griffin	68	74	76	218	+2	t23

2011 — New London, N.C.

Old North State Club at Uwharrie Point
1st/11 teams (281-278-272 — 831)
Strokes Off Lead/Par: +20/-33

Paul Haley	68	68	70	206	-10	1
Kyle Scott	68	71	68	207	-9	2
John-Tyler Griffin	73	70	66	209	-7	t3
James White	72	73	68	213	-3	t8
Richard Werenski	74	69	75	218	+2	t21

2012 — New London, N.C.

Old North State Club at Uwharrie Point
1st/11 teams (270-274-293 — 837)
Strokes Off Lead/Par: +7/-27

Anders Albertson	69	68	72	209	-7	t4
Bo Andrews	66	72	73	211	-5	t7
Ollie Schniederjans	66	73	72	211	-5	t7
Richard Werenski	69	66	76	211	-5	t7
James White	70	68	77	215	-1	t16

2013 — New London, N.C.

Old North State Club at Uwharrie Point
4th/11 teams (284-272-295 — 851)
Strokes Off Lead/Par: -12/-13

Tournament Superlatives

INDIVIDUAL

Lowest Round: 65 (-7), Mike Barbosa (1st round), 2006; Cameron Tringale (2nd round), 2006; Taylor Hall (2nd round), 2006; Ollie Schniederjans (1st round), 2014; Luke Schniederjans (1st round), 2018
Low Tournament Score: 201 (-15), Anders Albertson, 2012 (tournament record)
Best Finish: 1st, Bob McDonnell, 1985; David Duval, 1991 and 1993; Mikko Rantanen, 1994, Bryce Molder, 2000; Cameron Tringale, 2006; Chesson Hadley, 2010; Paul Haley, 2011; Anders Albertson, 2013; Ollie Schniederjans, 2014
Biggest Victory Margin: 4 shots, Bob McDonnell, 1985

TEAM

Lowest Round: 267 (-21), 2nd round, 2006
Highest Round: 323, 2nd round, 1981
Low Tournament Score: 827 (-37) in 2019 (championship record)
High Tournament Score: 916 in 1984 (under current format)
Best Finish: 1st in 1985, 1991, 1992, 1993, 1994, 1999, 2001, 2002, 2006, 2007, 2010, 2011, 2012, 2014, 2015, 2018, 2019
Worst Finish: 9th in 1996
Largest Victory Margin: 20 shots in 2011

ACC CHAMPIONSHIP SUMMARIES

Anders Albertson	66	67	68	201	-15	1
Ollie Schniederjans	69	67	77	213	-3	t10
Shun Yat Hak	76	67	75	218	+2	t26
Bo Andrews	73	71	75	219	+3	t29
Michael Hines	83	83	77	243	+27	55

2014 — New London, N.C.

Old North State Club at Uwharrie Point
1st/11 teams (288-278-273 — 839)
Strokes Off Lead/Par: +6/-25

Ollie Schniederjans	65	70	69	204	-12	1
Anders Albertson	76	68	65	209	-7	t2
Seth Reeves	74	69	69	212	-4	t7
Bo Andrews	73	72	70	215	-1	t18
Richard Werenski	77	71	72	220	+4	t31

2015 — New London, N.C.

Old North State Club at Uwharrie Point
*1st/12 teams (284-279-282 — 845)
Strokes Off Lead/Par: won in playoff/-21

Anders Albertson	67	69	69	205	-11	t1
Ollie Schniederjans	71	67	69	207	-9	4
Chris Petefish	73	71	72	216	E	t23
James Clark	73	77	72	222	+6	t34
Vincent Whaley	77	72	74	223	+7	t36

**won championship in a playoff over Clemson*

2016 — New London, N.C.

Old North State Club at Uwharrie Point
4th/12 teams (287-288-289 — 864)
Strokes Off Lead/Par: -25/E

Chris Petefish	69	74	69	212	-4	t7
Vincent Whaley	74	70	74	218	+2	t25
James Clark	73	71	75	219	+3	t29
Michael Hines	76	73	71	220	+4	t31
Jacob Joiner	71	74	78	223	+7	t39

2017 — Clinton, S.C.

Musgrove Mill Golf Club
T-7th/12 teams (288-296-299 — 883)
Strokes Off Lead/Par: -33/+19

Vincent Whaley	69	74	74	217	+1	t15
Andy Ogletree	73	75	72	220	+4	t22
Tyler Strafaci	69	79	77	225	+9	t34
James Clark	77	73	76	226	+10	t37
Luke Schniederjans	77	74	80	231	+15	50

2018 — New London, N.C.

Old North State Club at Uwharrie Point
1st/12 teams (276-277-282 — 835)
Strokes Off Lead/Par: +2/-29

Luke Schniederjans	65	74	69	208	-8	t12
Tyler Strafaci	70	70	68	208	-8	t12
Chris Petefish	69	68	72	209	-7	t17
Andy Ogletree	72	68	73	213	-3	t24
Noah Norton	77	71	73	221	+5	t48

2019 — New London, N.C.

Old North State Club at Uwharrie Point
1st/12 teams (276-270-281 — 827)
Strokes Off Lead/Par: +15/-37

Andy Ogletree	66	65	73	204	-12	2
Luke Schniederjans	71	69	68	208	-8	6
Connor Howe	72	68	72	212	-4	t14
Tyler Strafaci	67	73	73	213	-3	t16
Noah Norton	80	68	68	216	E	t27

2020 — New London, N.C.

cancelled due to Covid-19 pandemic

2021 — Milton, Ga.

Capital City Club - Crabapple Course
T-5th/12 teams (286-278-282 — 846)
Strokes Off Lead/Par: -32/+6

Connor Howe	70	68	69	207	-3	9
Christo Lamprecht	69	72	70	211	+1	t15
Noah Norton	72	73	70	215	+5	t31
Ben Smith	75	66	75	216	+6	t33
Will Dickson	75	72	73	220	+10	t41

2022 — Panama City, Fla.

Watersound Club - Shark's Tooth Golf Course
2nd/12 teams (284-273-281 — 836)
Strokes Off Lead/Par: -9/-26

Christo Lamprecht	71	66	68	205	-11	t3
Ross Steelman	69	69	69	207	-9	6
Bartley Forrester	74	69	71	214	-2	t22
Benjamin Reuter	71	70	73	214	-2	t22
Connor Howe	73	69	77	219	+3	t37

Match Play - Semifinals: Defeated Florida State, 3.5-1.5 (Lamprecht d. Sakane, 1-up; Forrester l. Kjettrup, 4&3; Steelman & Anderson halved; Reuter d. Roberts, 1-up; Howe d. McCann, 5&3. Championship match: Lost to Wake Forest, 3-2 (Lamprecht d. Power, 5&4; Howe l. Gillam, 2-up; Steelman l. Brennan, 1-up; Forrester d. Kennon, 4&2; Reuter l. Fitzpatrick, 21 holes

2023 — Pinehurst, N.C.

Country Club of North Carolina - Dogwood Course
1st/12 teams (274-289-275 — 828)
Strokes Off Lead/Par: +16/-26

Hiroshi Tai	67	72	68	207	-9	2nd
Connor Howe	71	72	66	209	-7	t3
Christo Lamprecht	69	73	70	212	-4	t9
Ross Steelman	69	72	72	213	-3	t11
Bartley Forrester	69	78	71	218	+2	t23

Match Play - Semifinal: Defeated Duke, 3-1-1 (Howe l. Chinn, 2&1; Lamprecht d. Love, 2&1; Forrester vs. Evans, DNF; Tai d. Sample, 4&3; Steelman d. Siebers, 2&1. Championship match: Defeated Wake Forest, 3-2 (Howe l. Owens, 2&1; Lamprecht d. Brennan, 6&5; Forrester d. Power, 2&1; Tai l. Kennon, 3&2; Steelman d. McLauchlan, 3&2.

2024 — Charlotte, N.C.

Charlotte Country Club
3rd/12 teams (278-282-288 — 848)
Strokes Off Lead/Par: -6/-4

Christo Lamprecht	67	69	71	207	-6	t3
Bartley Forrester	66	71	74	211	-2	t8
Hiroshi Tai	71	73	69	213	E	t12
Kale Fontenot	74	70	74	218	+5	t30
Carson Kim	75	72	79	226	+13	53

Match Play - Semifinal: Lost to Florida State, 3-0 (Forrester l. Kjettrup, 3&2; Fontenot l. Anderson, 3&2; Tai l. Weaver, 3&2; Kim vs. Albright, dnf; Lamprecht vs. Clanton, dnf)

2025 — Bowling Green, Ky.

The Club at Olde Stone
8th/15 teams (290-285-292 — 867)
Strokes Off Lead/Par: -21/+3

Albert Hansson	74	71	68	213	-3	t14
Hiroshi Tai	71	70	77	218	+2	t31
Kale Fontenot	76	70	73	219	+3	t36
Benjamin Reuter	72	75	75	222	+6	t46
Carson Kim	73	74	76	223	+7	t49

Match Play - Quarterfinal: Lost to Virginia, 3-0 (Hansson l. Chang, 1up; Kim vs. Duangmanee, unf; Reuter l. James, 2&1; Fontenot l. Patel, 3&2; Tai vs. Lee, unf)

NCAA CHAMPIONSHIP SUMMARIES

1927 Championship

Garden City, N.J./Garden City Country Club

1 Watts Gunn d. Roland McKenzie (Brown), 10-9, in championship match

Gunn won the medal competition with a 72-hole score of 302, and shot 69 in the championship match.

1934 Championship

Cleveland, Ohio/Cleveland Country Club

1 Charles Yates d. Ed White (Texas) in championship match

Frank Ridley lost in semifinals to Yates; Berrien Moore lost in first round of match play to Chuck Kocsis of Michigan; George Harris did not advance from stroke-play portion of championship.

1947 Championship

Michigan (host school)/Ann Arbor, Mich.
T14th/39 teams (634)
Strokes Off Lead: -28

Individual results unkown

1966 Championship

Stanford, Calif./Stanford Golf Course

Bunky Henry	79	77	-	-	156	+12	mc

1967 Championship

Shawnee, Pa./Shawnee-on-the-Delaware Golf Club

Bunky Henry	77	71	70	70	E	288	t2

1978 Championship

Eugene, Ore./Eugene Country Club

Larry Mize	77	79	81	-	237	+21	mc

1985 Championship

Haines City, Fla./Grenelefe Golf and Tennis Resort
12th/30 teams (300-300-300-301—1201)
Strokes Off Lead/Par: -29/+49

Jay Nichols	72	75	75	75	297	+9	t26
Nacho Gervas	77	76	72	75	298	+10	t35
Bill McDonald	74	76	76	75	301	+13	t54
Bob McDonnell	77	73	77	78	305	+17	t74
Rod Park	78	82	77	89	326	+38	t97

1986 Championship

Advance, N.C./Bermuda Run Country Club
T-13th/31 teams (296-294-298-292—1180)
Strokes Off Lead/Par: -24/+28

Nacho Gervas	72	70	74	71	287	-1	t3
Jay Nichols	71	73	76	74	294	+6	t38
Bob McDonnell	77	72	74	71	294	+6	t38
Lenny Nash	76	81	75	76	308	+20	t105
Bill McDonald	80	79	75	76	310	+22	t109

1987 Championship

Columbus, Ohio/Ohio State Univ. Scarlet Course
22nd/30 teams (302-310-298-304—1214)
Strokes Off Lead/Par: -54/+62

Nacho Gervas	77	77	74	73	301	+13	t45
Bill McDonald	75	76	75	77	303	+15	t59
Charlie Rymer	74	82	74	78	308	+20	t91
Chris Cupit	76	77	76	80	309	+21	t97
Jay Nichols	dq	80	75	76	-	-	na

1988 Championship

Thousand Oaks, Calif./North Ranch Country Club
7th/32 teams (301-289-296-298—1184)
Strokes Off Lead/Par: -8/+32

Bill McDonald	77	68	69	73	287	-1	t2
Charlie Rymer	74	74	76	71	295	+8	t26
Tripp Isenhour	75	72	74	80	301	+13	t54
Chan Reeves	75	81	81	74	311	+23	82
Michael Clark	85	75	77	82	319	+31	t87

1989 East Regional

North Myrtle Beach, S.C./The Long Bay Club
2nd/19 teams (299-291-288—878)
Strokes Off Lead/Par: -6/+14

Charlie Rymer	73	73	71	217	+1	t3
Chan Reeves	76	71	71	218	+2	t6
Tripp Isenhour	75	75	73	223	+7	t22
Michael Clark	79	72	73	224	+8	t26
Trey Holroyd	75	79	dq	154	-	na

1989 Finals

Edmond, Okla./Oak Tree Country Club
MC/30 teams (295-298—593)
Strokes Off Lead/Par: NA/+17

Charlie Rymer	76	70	-	-	146	+2	na
Tripp Isenhour	74	73	-	-	147	+3	na
Michael Clark	74	75	-	-	149	+5	na
Chan Reeves	71	80	-	-	151	+7	na
Trey Holroyd	77	82	-	-	159	+15	na

Tech stood 18th after 36 holes.

1990 East Regional

Savannah, Ga./Sheraton Resort and Country Club
T-2nd/23 teams (284-280-287—851)
Strokes Off Lead/Par: -3/-13

Tripp Isenhour	71	69	73	213	-3	t9
Charlie Rymer	70	71	72	213	-3	t9
David Duval	70	72	71	213	-3	t9
Tom Shaw	73	68	73	214	-2	t15
Chan Reeves	73	74	71	218	+2	t37

1990 Finals

Tarpon Springs, Fla./Innisbrook Golf & Resort
11th/30 teams (292-288-304-289—1173)
Strokes Off Lead/Par: -18/+21

David Duval	74	68	76	70	288	E	t8
Tripp Isenhour	73	72	76	70	291	+3	t23
Charlie Rymer	73	76	77	73	299	+11	t68
Tom Shaw	77	73	75	76	301	+13	t82
Chan Reeves	72	75	79	76	302	+14	t87

1991 East Regional

New Haven, Conn./Yale Golf Course
1st/23 teams (287-274-291—852)
Strokes Off Lead/Par: +13/+12

Chan Reeves	69	69	69	207	-3	1
David Duval	73	65	74	212	+2	t4
Jimmy Johnston	72	73	71	216	+6	t13
Briny Baird	73	73	78	224	+14	t47
Tom Shaw	77	67	77	231	+21	t86

1991 Finals

Pebble Beach, Calif./Poppy Hills Golf Club
6th/30 teams (303-292-302-291—1188)
Strokes Off Lead/Par: -27/+36

David Duval	76	70	71	69	286	-2	2
Jimmy Johnston	73	75	81	71	300	+12	t45
Tom Shaw	79	72	76	74	301	+13	t56
Chan Reeves	76	75	77	77	305	+17	t81
Briny Baird	78	75	78	81	312	+24	t127

1992 East Regional

Hamilton, N.Y./Colgate Seven Oaks Golf Course
3rd/22 teams (301-286-291—878)
Strokes Off Lead/Par: -4/+14

Jimmy Johnston	72	67	70	209	-7	1
David Duval	76	73	68	217	+1	t5
Wyatt Rollins	75	74	74	223	+7	t28
Briny Baird	81	72	79	232	+16	t78
Stewart Cink	78	81	81	240	+24	105

1992 Finals

Albuquerque, N.M./Univ. of New Mexico Championship Course
5th/30 teams (289-294-284-284—1151)
Strokes Off Lead/Par: -22/-1

David Duval	68	74	72	75	289	+1	t23
Jimmy Johnston	73	76	70	71	290	+2	t26
Briny Baird	79	73	70	69	291	+3	t36
Stewart Cink	73	74	72	73	292	+4	t42
Wyatt Rollins	75	73	73	71	292	+4	t42

1993 East Regional

Charlottesville, Va./Birdwood Golf Course
5th/22 teams (285-298-284—867)
Strokes Off Lead/Par: -18/+3

David Duval	67	74	70	211	-5	t3
Mikko Rantanen	71	74	73	218	+2	t27
Stewart Cink	74	74	70	218	+2	t27
Carlos Beautell	74	76	71	221	+5	t44
Tommy Johnston	73	76	78	227	+11	t77

1993 Finals

Lexington, Ky./The Champions Golf Club
2nd/30 teams (288-293-278-287—1146)
Strokes Off Lead/Par: -1/-6

David Duval	73	71	65	70	279	-9	2
Stewart Cink	70	74	71	74	289	+1	t13
Carlos Beautell	72	76	68	73	289	+1	t13
Mikko Rantanen	73	72	78	70	293	+5	t24
Tommy Johnston	83	79	74	74	310	+22	t71

1994 East Regional

Opelika, Ala./Grand National Lake Course
3rd/23 teams (300-292-284—876)
Strokes Off Lead/Par: -8/+12

Stewart Cink	74	75	67	216	E	3
Mikko Rantanen	76	71	71	218	+2	t8
Brian Newton	80	70	72	222	+6	t22
Sam Hulsey	74	80	74	228	+12	t51
Carlos Beautell	76	76	78	230	+14	t64

1994 Finals

McKinney, Texas/Stonebridge Country Club
6th/30 teams (296-274-277-298—1145)
Strokes Off Lead/Par: -8/-7

Stewart Cink	75	67	65	73	280	-8	t5
Mikko Rantanen	71	63	71	82	287	-1	t21
Carlos Beautell	76	71	69	76	292	+4	t45
Jason Walters	77	73	72	76	298	+10	t65
Brian Newton	74	75	79	73	301	+13	t71

1995 East Regional

New Haven, Conn./Yale Golf Course
T-7th/21 teams (293-295-298—886)
Strokes Off Lead/Par: -29/+46

Stewart Cink	71	73	74	218	+8	t15
Carlos Beautell	77	75	73	225	+15	t56
Brian Newton	73	80	72	225	+15	t56
Jason Walters	74	74	79	227	+17	t70
Sam Hulsey	75	73	80	228	+18	t75

NCAA CHAMPIONSHIP SUMMARIES

1995 Finals

Columbus, Ohio/Ohio State Univ. Scarlet Course
MC/30 teams (304-302—606)
Strokes Off Lead/Par: -27/+30

Stewart Cink	73	72	-	-	145	+1	na
Sam Hulsey	77	75	-	-	152	+8	na
Jason Walters	75	79	-	-	154	+10	na
Brian Newton	79	76	-	-	155	+11	na
Carlos Beautell	82	81	-	-	163	+19	na

Tech stood 29th after 36 holes.

1997 East Regional

Hot Springs, Va./Homestead Resort, Cascades Course

Matt Kuchar	68	74	74	216	E	t6

1997 Finals

Lake Forest, Ill./Conway Farms Golf Club

Matt Kuchar	77	76	-	-	153	+9	mc

1998 East Regional

Daufuskie Island, S.C./Melrose Golf Club
1st/23 teams (284-275-276—835)
Strokes Off Lead/Par: —/-29

Matt Kuchar	64	69	69	202	-14	1
Bryce Molder	73	67	66	206	-10	2
Mike Pearson	73	69	73	215	-1	t22
Carlton Forrester	75	73	68	216	E	t26
Wes Latimer	74	70	75	219	+3	t40

1998 Finals

Albuquerque, N.M./Univ. of New Mexico Championship Course
3rd/30 Teams (281-277-286-278—1122)
Strokes Off Lead/Par: -4/-30

Bryce Molder	68	68	68	69	273	-15	6
Matt Kuchar	69	67	70	70	276	-12	t7
Wes Latimer	76	74	75	67	292	+4	t60
Mike Pearson	73	70	73	76	292	+4	t60
Carlton Forrester	71	72	78	72	293	+5	t65

1999 East Regional

Providence, R.I./Rhode Island Country Club
1st/23 teams (283-280-282—845)
Strokes Off Lead/Par: +9/-7

Matt Kuchar	70	69	70	209	-1	2
Bryce Molder	69	74	67	210	E	t3
Wes Latimer	72	70	70	212	+2	t5
Mike Pearson	73	68	75	216	+6	t18
Carlton Forrester	72	73	78	223	+13	t64

1999 Finals

Edina, Minn./Hazeltine National Golf Club
MC/30 teams (314-312—626)
Strokes off Lead/Par: -36/+50

Bryce Molder	77	77	-	-	154	+10	na
Wes Latimer	74	80	-	-	154	+10	na
Matt Kuchar	83	76	-	-	159	+15	na
Carlton Forrester	81	79	-	-	160	+16	na
Mike Pearson	82	80	-	-	162	+18	na

Tech stood 28th after 36 holes.

2000 East Regional

Moosic, Pa./Glenmaura National Golf Club
3rd/27 teams (297-296-291—884)
Strokes Off Lead/Par: -13/+32

Matt Kuchar	74	73	73	220	+7	t14
Carlton Forrester	74	73	73	220	+7	t14
Bryce Molder	71	75	76	222	+9	t21
Troy Matteson	81	75	72	228	+15	t56
Matt Weibring	78	77	73	228	+15	t56

2000 Finals

Opelika, Ala./Grand National Lake Course
2nd/30 teams (280-282-278-276—1116)
Strokes off Lead/Par: E/-36

Matt Weibring	71	71	67	67	276	-12	6
Carlton Forrester	74	70	68	70	282	-6	t15
Bryce Molder	69	72	71	70	282	-6	t15
Matt Kuchar	67	70	72	74	283	-5	t20
Troy Matteson	73	71	72	69	285	-3	t30

2001 East Regional

Williamsburg, Va./Golden Horseshoe Golf Club
7th/27 teams (285-279-282—846)
Strokes Off Lead/Par: -18/-18

Bryce Molder	68	69	66	203	-13	2
Matt Weibring	69	71	70	210	-6	t10
Troy Matteson	73	69	73	215	-1	t49
Wes Latimer	75	70	73	218	+2	t64
Kris Mikkelsen	75	72	74	221	+5	t75

2001 Finals

Durham, N.C./Duke University Golf Club
4th/30 teams (289-292-282-285—1148)
Strokes off Lead/Par: -22/-4

Kris Mikkelsen	66	72	72	71	281	-7	t4
Bryce Molder	73	72	66	73	284	-4	t8
Troy Matteson	74	76	69	70	289	+1	t27
Wes Latimer	76	72	77	74	299	+11	t59
Matt Weibring	76	78	75	71	300	+12	t63

2002 East Regional

Roswell, Ga./Ansley Golf Club's Settindown Creek
T1st/27 teams (291-287-298—876)
Strokes Off Lead/Par: +1/+12

Matt Weibring	70	71	75	216	E	5
Chan Song	76	70	74	220	+4	t13
Kris Mikkelsen	73	74	74	221	+5	t18
Nicholas Thompson	75	72	75	222	+6	t23
Troy Matteson	73	76	78	227	+11	t60

2002 Finals

Columbus, Ohio/Ohio State Univ. Scarlet Course
2nd/30 teams (277-286-290-285—1138)
Strokes off Lead/Par: -4/+2

Troy Matteson	73	66	70	67	276	-8	1
Kris Mikkelsen	70	74	71	71	286	+2	t33
Nicholas Thompson	67	73	75	74	289	+5	t51
Matt Weibring	70	74	74	73	291	+7	t63
Chan Song	70	73	76	75	294	+10	t86

2003 East Regional

Auburn, Ala./Auburn University Club
2nd/27 teams (281-286-281—848)
Strokes Off Lead/Par: -9/-16

Troy Matteson	68	67	66	201	-15	1
Chan Song	70	71	70	211	-5	t12
Nicholas Thompson	71	76	73	220	+4	t43
Adam Cranford	72	78	72	222	+6	t51
Thomas Jordan	78	72	76	226	+10	t76

2003 Finals

Stillwater, Okla./Karsten Creek Golf Club
T11th/30 teams (310-306-302-300—1218)
Strokes off Lead/Par: -27/+66

Nicholas Thompson	77	77	72	70	296	+8	t12
Troy Matteson	78	74	77	75	304	+16	t39
Thomas Jordan	79	77	79	77	312	+24	t63
Chan Song	77	82	76	78	313	+25	t67
Adam Cranford	78	78	77	89	322	+34	t83

2004 East Regional

New Haven, Conn./The Course at Yale
T3rd/27 teams (291-288-285 — 864)
Strokes Off Lead/Par: -8/+24

Roberto Castro	74	68	70	212	+2	t9
Nicholas Thompson	72	73	70	215	+5	t17
Mike Barbosa	73	75	71	219	+9	t31
Chan Song	72	72	76	220	+10	t41
Kevin Larsen	80	80	74	234	+24	t111

2004 Finals

Hot Springs, Va./Homestead Resort, Cascades Course
T5th/30 teams (289-285-287-290-1151)
Strokes off Lead/Par: -17/+31

Nicholas Thompson	70	73	68	73	284	E	t17
Chan Song	70	69	77	71	287	+3	t24
Mike Barbosa	73	74	72	72	291	+11	t36
Roberto Castro	76	74	70	74	294	+14	t44
Kevin Larsen	82	69	78	79	308	+28	t76

2005 East Regional

Kingston Springs, Tenn./The Golf Club of Tennessee
T6th/27 teams (285-283-279 — 847)
Strokes Off Lead/Par: -12/-5

Roberto Castro	73	69	65	207	-6	t10
Chan Song	68	69	70	207	-6	t10
Nicholas Thompson	72	72	69	213	E	t33
Kevin Larsen	72	75	75	222	+9	t82
Mike Barbosa	77	73	75	225	+12	t100

2005 Finals

Owings Mills, Md./Caves Valley Golf Club
2nd/30 teams (288-281-295-282—1146)
Strokes off Lead/Par: -11/+26

Roberto Castro	69	68	71	71	279	-1	3
Mike Barbosa	71	72	76	71	290	+10	t27
Chan Song	73	72	74	71	290	+10	t27
Nicholas Thompson	75	69	77	69	290	+10	t27
Kevin Larsen	77	74	74	77	302	+22	t67

2006 Central Regional

Chardon, Ohio/Sand Ridge Golf Club
T3rd/27 teams (295-288-284 — 867)
Strokes Off Lead/Par: -22/+15

Cameron Tringale	71	71	72	214	+1	t4
Kevin Larsen	69	78	70	217	+4	t15
Roberto Castro	77	73	70	220	+7	t30
Mike Barbosa	78	71	72	221	+8	t37
Taylor Hall	80	73	73	226	+13	t63

2006 Finals

Sunriver, Ore./Crosswater Golf Club
MC/30 teams (304-294-296 — 891)
Strokes off Lead/Par: -34/+27

Cameron Tringale	73	70	68	74	285	-3	#t8
Kevin Larsen	76	71	73	-	220	+4	na
Mike Barbosa	75	74	77	-	226	+10	na
Roberto Castro	77	84	78	-	239	+23	na
Taylor Hall	81	79	80	-	240	+24	na

Tech stood 26th after 54 holes; #made 54-hole cut as individual

2007 East Regional

Alpharetta, Ga./The Golf Club of Georgia
T2nd/27 teams (284-294-289 — 867)
Strokes Off Lead/Par: -12/+3

Chesson Hadley	68	75	71	214	-2	7
Cameron Tringale	67	70	80	217	+1	t14
Roberto Castro	75	73	73	221	+5	t27
Kevin Larsen	74	76	76	226	+10	tT66
Taylor Hall	81	78	69	228	+12	t78

NCAA CHAMPIONSHIP SUMMARIES

2007 Finals

Williamsburg, Va./Golden Horseshoe Golf Club (Gold Course)
8th/30 teams (288-275-280-288 — 1131)
Strokes off Lead/Par: -22/+11

Chesson Hadley	72	67	66	70	275	-5	t4
Cameron Tringale	67	68	69	74	278	-2	t9
Roberto Castro	74	70	72	71	287	+7	t46
Kevin Larsen	75	70	74	74	293	+13	t68
Taylor Hall	78	72	73	73	296	+16	t74

2008 Central Regional

Columbus, Ohio/Ohio State Scarlet Course
15th/27 teams (307-299-302 — 908)
Strokes Off Lead/Par: -29/+56

Chesson Hadley	72	75	75	222	+9	t12
Taylor Hall	78	74	75	227	+14	t52
John-Tyler Griffin	78	77	74	229	+16	t65
Cameron Tringale	80	74	78	232	+19	t89
David Dragoo	79	76	80	235	+22	t109

2009 Central Regional

Bowling Green, Ky./The Club at Olde Stone
T3rd/13 teams (292-293-295 — 880)
Strokes Off Lead/Par: -17/+16

Cameron Tringale	69	74	71	214	-2	t3
John-Tyler Griffin	74	72	71	217	+1	t11
Chesson Hadley	75	72	77	224	+8	t30
James White	75	75	76	226	+10	t39
David Dragoo	74	78	78	230	+14	t48

2009 Finals

Toledo, Ohio/Inverness Club
T10th/30 teams (301-285-288 — 874)
Strokes off Lead/Par: -25/+22

Cameron Tringale	74	67	74	215	+2	t18
David Dragoo	79	72	68	219	+6	t36
Chesson Hadley	72	72	76	220	+7	t47
John-Tyler Griffin	76	74	72	222	+9	t60
James White	79	77	74	230	+17	t127

2010 Southeast Regional

Milton, Ga./Capital City Club Crabapple Course
3rd/13 teams (287-286-272 — 845)
Strokes off Lead/Par: -4/+5

John-Tyler Griffin	68	73	68	209	-1	t3
Chesson Hadley	73	69	68	210	E	t8
James White	71	72	72	215	+5	t23
Kyle Scott	77	72	68	217	+7	t30
Paul Haley	75	76	68	219	+9	t41

2010 Finals

Ooltewah, Tenn./The Honors Course
3rd/30 teams (290-282-286 — 858)
Strokes off Lead/Par: -8/-6

Paul Haley	70	69	73	212	-4	t9
Chesson Hadley	72	72	69	213	-3	t14
John-Tyler Griffin	71	72	72	215	-1	t25
James White	77	72	72	221	+5	t72
Kyle Scott	78	69	74	221	+5	t72

Match Play - Lost to Augusta State, 3-2 (quarterfinals) - Haley L 1-up, Scott W 1-up, White W 2&1, Hadley L 1-up, Griffin L 1-up

2011 East Regional

Radford, Va./Pete Dye River Course at Virginia Tech
T-3rd/13 teams (289-293-287 — 869)
Strokes off Lead/Par: -4/+5

Kyle Scott	68	73	71	212	-4	t2
James White	73	71	68	212	-4	t2
John-Tyler Griffin	74	74	73	221	+5	t17
Richard Werenski	74	75	75	224	+8	t28
Paul Haley	76	76	76	228	+12	t42

2011 Finals

Stillwater, Okla./Karsten Creek Golf Club
2nd/30 teams (283-290-302 — 875)
Strokes off Lead/Par: -3/+11

James White	67	73	76	216	E	t8
John-Tyler Griffin	73	72	74	219	+3	t17
Paul Haley	71	72	77	220	+4	t20
Kyle Scott	72	74	75	221	+5	t29
Richard Werenski	76	73	82	231	+15	t102

Match Play - Lost to Augusta State, 3-2 (quarterfinals) - White L 3&2, Griffin W 3&2 W 1-up, Scott L 1-up, Haley L 2-up, Werenski W 19 holes

2012 Southwest Regional

Norman, Okla./Jimmie Austin OU Golf Club
6th/14 teams (290-286-307 — 883)
Strokes off Lead/Par: -23/+19

Ollie Schniederjans	72	69	78	219	+3	t15
James White	69	74	79	222	+6	t24
Anders Albertson	74	76	73	223	+7	t27
Bo Andrews	75	72	77	224	+8	t31
Richard Werenski	77	71	81	229	+13	t48

2013 Tallahassee Regional

Tallahassee, Fla./Golden Eagle Golf and Country Club
4th/13 teams (280-284-285 — 849)
Strokes off Lead/Par: -19/-15

Anders Albertson	66	71	72	209	-7	t10
Bo Andrews	71	71	68	210	-6	t14
Ollie Schniederjans	70	71	71	212	-4	t19
Shun Yat Hak	73	73	74	220	+4	t42
Seth Reeves	75	71	79	225	+9	t60

2013 Finals

Milton, Ga./Capital City Club Crabapple Course
2nd/30 teams (274-274-282 — 830)
Strokes off Lead/Par: -6/-10

Ollie Schniederjans	67	68	70	205	-5	t8
Seth Reeves	69	69	68	206	-4	t13
Anders Albertson	69	67	73	209	-1	t26
Shun Yat Hak	69	70	71	210	E	t32
Bo Andrews	78	72	73	223	+13	t144

Match Play - Defeated UNLV, 3-2 (quarterfinals) - Reeves L 4&3, Hak L 2-up, Andrews W 3&2, Schniederjans W 1-up (19 holes), Albertson W 2&1; Lost to Alabama, 3-0-2 (semifinals) - Albertson AS, Hak L 4&3, Andrews AS, Reeves L 3&1, Schniederjans L 3&2

2014 Raleigh Regional

Raleigh, N.C./Lonnie Poole Golf Course
1st/13 teams (268-272-285 — 825)
Strokes off Lead/Par: +17/-27

Ollie Schniederjans	66	68	72	206	-7	2
Seth Reeves	69	69	69	207	-6	t3
Bo Andrews	67	68	74	209	-4	t6
Anders Albertson	73	67	71	211	-2	8
Richard Werenski	66	75	73	214	+1	t15

2014 Finals

Hutchinson, Kan./Prairie Dunes Country Club
5th/30 teams (277-282-282 — 841)
Strokes off Lead/Par: -12/+1

Ollie Schniederjans	71	65	68	204	-6	2
Seth Reeves	66	72	68	206	-4	t6
Richard Werenski	69	72	74	215	+5	t69
Bo Andrews	71	73	74	218	+8	t89
Anders Albertson	79	73	72	224	+14	t125

Match Play - lost to Oklahoma State, 4-0-1 (quarterfinals) - Werenski L 2&1, Andrews L 1-up, Albertson L 1-up; Schniederjans AS, Reeves L 1-up

2015 San Diego Regional

Rancho Sante Fe, Calif./The Farms Golf Club
3rd/13 teams (299-283-287 — 869)
Strokes off Lead/Par: -26/+5

Ollie Schniederjans	75	69	70	214	-2	t7
Anders Albertson	75	72	70	217	+1	t14
Chris Petefish	72	70	75	217	+1	t14
James Clark	77	72	73	222	+6	t29
Vincent Whaley	78	73	74	225	+9	t49

2015 Finals

Bradenton, Fla./The Concession Golf Club
9th/30 teams (293-295-290-297 — 1175)
Strokes off Lead/Par: -20/+23

Vincent Whaley	79	71	68	76	294	+6	t33
Ollie Schniederjans	76	74	70	78	298	+10	t49
Chris Petefish	72	77	73	77	299	+11	53
James Clark	76	75	79	70	300	+12	t54
Anders Albertson	69	75	85	74	303	+15	t67

2016 Tucson Regional

Marana, Ariz./The Gallery at Dove Mountain
T7th/14 teams (297-288-282 — 867)
Strokes off Lead/Par: -34/+3

Jacob Joiner	78	70	68	216	E	t17
Chris Petefish	70	75	71	216	E	t17
Vincent Whaley	75	71	70	216	E	t17
James Clark	74	72	73	219	+3	t26
Michael Hines	86	77	78	241	+25	71

2017 Stanford Regional

Stanford, Calif./Stanford Golf Course
6th/13 teams (287-273-284 — 844)
Strokes off Lead/Par: -21/+4

Luke Schniederjans	76	62	72	210	E	t12
Andy Ogletree	70	72	69	211	+1	t17
James Clark	71	69	74	214	+4	t27
Tyler Strafaci	70	70	74	214	+4	t27
Vincent Whaley	76	73	69	218	+8	t48

2018 Raleigh Regional

Raleigh, N.C./Lonnie Poole Golf Course
6th/14 teams (274-279-282 — 835)
Strokes off Lead/Par: -22/-17

Tyler Strafaci	68	69	71	208	-5	t13
Andy Ogletree	70	69	70	209	-4	t16
Noah Norton	70	69	72	211	-2	t26
Chris Petefish	68	74	69	211	-2	t26
Luke Schniederjans	68	72	72	212	-1	t32

2019 Pullman Regional

Pullman, Wash./Palouse Ridge Golf Club
4th/14 teams (271-270-277 — 818)
Strokes off Lead/Par: -11/-22

Andy Ogletree	67	66	70	203	-7	t12
Connor Howe	66	70	68	204	-6	t17
Luke Schniederjans	70	66	68	204	-6	t17
Noah Norton	68	68	71	207	-3	t29
Tyler Strafaci	72	73	73	218	+8	60

2019 Finals

Fayetteville, Ark./Blessings Golf Club
18th*/30 teams (307-293-303 — 903)
Strokes off Lead/Par: -51/+39

Tyler Strafaci	75	70	77	222	+6	t34
Luke Schniederjans	79	67	80	226	+10	t65
Connor Howe	80	77	72	229	+13	t88
Andy Ogletree	77	79	74	230	+14	t96
Noah Norton	76	79	80	235	+19	t124

*eliminated after 54 holes

NCAA CHAMPIONSHIP SUMMARIES

2020 NCAA Championship

cancelled due to Covid-19 pandemic

2021 Tallahassee Regional

Tallahassee, Fla./Seminole Legacy Golf Club
3rd/14 teams (277-286-285 — 848)
Strokes off Lead/Par: -18/-16

Christo Lamprecht	68	71	70	209	-7	t5
Ben Smith	68	69	73	210	-6	t8
Connor Howe	71	70	74	215	-1	t21
Noah Norton	70	76	71	217	+1	t28
Will Dickson	73	77	dnc			
Bartley Forrester*	dnc	dnc	71			

**substitute for final round*

2021 Finals

Scottsdale, Ariz./Grayhawk Golf Club - Raptor Course
15th/30 teams (289-288-295-297 — 1169)
Strokes off Lead/Par: -52/+49

Christo Lamprecht	69	75	76	70	290	+10	t44
Noah Norton	72	71	72	75	290	+10	t44
Ben Smith	74	71	75	77	297	+17	t69
Connor Howe	75	74	75	75	299	+19	t71
Bartley Forrester	74	72	73	81	300	+20	t75

2022 Columbus Regional

Columbus, Ohio/OSU Golf Club - Scarlet Course
T-1st/13 teams (290-271-281 — 842)
Strokes off Lead/Par: 0/-10

Ross Steelman	72	67	68	207	-6	2
Benjamin Reuter	72	68	71	211	-2	t4
Connor Howe	73	68	71	212	-1	t7
Christo Lamprecht	78	68	71	217	+4	t29
Bartley Forrester	73	75	71	219	+6	t40

2022 Finals

Scottsdale, Ariz./Grayhawk Golf Club - Raptor Course
T-12th/30 teams (298-289-290-294 — 1171)
Strokes off Lead/Par: -37/+51

Bartley Forrester	73	72	73	68	286	+6	t15
Christo Lamprecht	73	71	70	75	289	+9	t32
Connor Howe	76	70	72	75	293	+13	t47
Ross Steelman	76	79	78	76	309	+29	76
Benjamin Reuter	78	76	alt	alt			
Ben Smith*	alt	alt	75	89			

2023 Salem Regional

Salem, S.C./The Cliffs at Keowee Falls
1st/14 teams (278-266-267 — 811)
Strokes off Lead/Par: +8/-53

Connor Howe	71	65	66	202	-14	t3
Christo Lamprecht	71	62	69	202	-14	t3
Ross Steelman	68	70	68	206	-10	t11
Bartley Forrester	71	69	67	207	-9	t14
Hiroshi Tai	68	74	66	208	-8	t18

2023 Finals

Scottsdale, Ariz./Grayhawk Golf Club - Raptor Course
2nd/30 teams (280-286-276-284 — 1126)
Strokes off Lead/Par: -12/+6

Ross Steelman	64	69	68	73	274	-6	t2
Connor Howe	72	72	66	74	284	+4	t29
Christo Lamprecht	73	73	74	66	286	+6	t40
Bartley Forrester	71	73	73	72	289	+9	t55
Hiroshi Tai	76	72	69	73	290	+10	t58

Match Play: Quarterfinals: Defeated Pepperdine, 3-2 (Howe l. Choi, 2&1; Lamprecht l. Hitchener, 4&3; Forrest d. Gifford, 2&1; Tai d. Nieves, 19 holes; Steelman d. Mouw, 5&4)
Semifinals: Defeated North Carolina, 3-2 (Lamprecht l. Menante, 6&5; Forrester d. Burnett, 4&2; Howe d. Greaser, 4&2; Tai l. Ford, 1-up; Steelman d. Fountain, 1-up
Championship match: Lost to Florida, 3-1 (Lamprecht l Lin, 4&3; Forrester d. Kress, 20 holes; Howe l. DuBois, 1-up; Tai l. Biondi, 1-up; Steelman vs. Castillo, dnf

2024 Chapel Hill Regional

Chapel Hill, N.C./Finley Golf Club
4th/13 teams (278-282-288 — 823)
Strokes off Lead/Par: -8/-17

Bartley Forrester	66	70	66	202	-8	t8
Hiroshi Tai	65	68	69	202	-8	t8
Christo Lamprecht	71	71	66	208	-2	t21
Kale Fontenot	71	73	72	216	+6	53
Carson Kim	77	68	75	220	+10	t63

2024 Finals

Carlsbad, Calif./Omni LaCosta Resort & Spa - North Course
T-3rd/30 teams (292-301-292-292 — 1177)
Strokes off Lead/Par: -31/+25

Hiroshi Tai	67	77	70	71	285	-3	1
Carson Kim	79	75	75	70	299	+11	t53
Kale Fontenot	78	75	71	78	302	+14	t67
Bartley Forrester	77	74	76	75	302	+14	t67
Aidan Tran	alt	77	77	76			
Christo Lamprecht	70	inj	inj	inj			

Match Play: Quarterfinals: Defeated Illinois, 3-2 (Forrester d. Goecke, 3&1; Fontenot vs. Buchanan, dnf; Kim l. Herendeen, 3&1; Tran d. Hunt, 3&2; Tai d. Voois, 3&2
Semifinals: Lost to Florida State, 3-2 (Forrester d. Anderson, 3&2; Fontenot lost to Weaver, 19 holes; Lamprecht lost to Clanton, 2&1; Kim d. Albright, 4&2; Tai l. Kjettrup, 3&1

2025 Auburn Regional

Auburn, Ala./Auburn University Club
5th/13 teams (284-296-294 — 874)
Strokes off Lead/Par: -42/+10

Hiroshi Tai	71	69	73	213	-3	t7
Carson Kim	70	77	71	218	+2	t18
Albert Hansson	73	73	75	221	+5	t29
Kale Fontenot	71	78	75	224	+8	t38
Benjamin Reuter	72	77	75	224	+8	t38

2025 Finals

Carlsbad, Calif./Omni LaCosta Resort & Spa - North Course
T-15th*/30 teams (293-294-294 — 881)
Strokes off Lead/Par: -27/+17

Hiroshi Tai	67	77	70	71	288	E	t18
Carson Kim	79	75	75	70	299	+3	t38
Kale Fontenot	73	77	74	-	224	+8	t99
Albert Hansson	81	74	73	-	228	+12	t119
Benjamin Reuter	78	80	74	-	232	+16	t135

**eliminated after 54 holes*

Finals Superlatives

INDIVIDUAL

Lowest Round: 63 (-9), Mikko Rantanen, 2nd round, 1994
Low Tournament Score: 273 (-15), Bryce Molder, 1998
Best Finish: 1st, Troy Matteson, 2002
Worst Finish (72 holes): T-127, Briny Baird, 1991

TEAM

Lowest Round: 274 (-14), 2nd round, 1994
Highest Round: 314, 1st round, 1999
Low Tournament Score: 1116 (-36) in 2000
High Tournament Score (72 holes): 1218 in 2003
Best Finish (stroke play): 2nd place, 1993, 2000, 2002, 2005
Best Finish (match play): 2nd place, 2023
Worst Finish (72 holes): 22nd place, 1987
Closest to Leader: Tied, lost playoff in 2000
Furthest from Leader (72 holes): 54 strokes, 1987
Most Strokes Under Par: 36-under-par (1116), 2000

Regional Superlatives

INDIVIDUAL

Lowest Round: 62 (-9), Christo Lamprecht, 2nd round), 2023
Low Tournament Score: 201 (-15), Troy Matteson, 2003
Most Shots Under Par: -15 (201), Troy Matteson, 2003
Best Finish: 1st, Chan Reeves, 1991; Jimmy Johnston, 1992; Matt Kuchar, 1998; Troy Matteson, 2003
Widest Victory Margin: 4 shots, Chan Reeves, 1991; Matt Kuchar, 1998

TEAM

Lowest Round: 266 (-22), 2nd round, 2023
Highest Round: 301, 1st round, 1992
Low Tournament Score: 811 (-53), 2023
High Tournament Score: 886, 1995
Best Finish: 1st place, 1991, 1998, 1999, 2002, 2014, 2022, 2023
Worst Finish: T-7th place, 1995, 2016
Widest Victory Margin: 13 strokes, 1991
Most Shots from Lead: 34 strokes, 2016
Most Shots Under Par: -53 (811), 2023

NCAA Championship Timeline

The national collegiate championships were conducted by the United States Golf Association through 1938, and consisted of a medal competition and a match play bracket similar to today's U.S. Amateur.

The NCAA began conducting the championship in 1939, using a match play format through 1965, when it became a 72-hole, stroke-play event.

The NCAA instituted a 54-hole cut from 1979-88. A 36-hole cut was used in 1989, and again from 1992-2001. No cuts were made in 1990, 1991 or 2002.

Regional qualifying tournaments were instituted in 1989, expanding the championship field to 81 teams, 27 in each of three regionals, with 30 teams advancing to the 72-hole finals. In 2009, the format was changed to include six regional tournaments. Thirty teams (five from each regional) advanced to the finals.

The finals structure changed again in 2009, with 30 teams playing 54 holes of stroke play. The individual national champion was crowned after 54 holes, and the top eight teams advanced to a match play bracket to decide the team champion. In 2015, the NCAA added a fourth 18-hole round to the stroke-play portion, cutting the field to the top 15 teams and nine individuals not on those teams for the final round, which determined the medalist and the eight teams for match play.

ALL-TIME COLLEGIATE TOURNAMENT CHAMPIONS

1927
Watts Gunn, National Collegiate Championship, Garden City, N.J. (match play)

1934
Charlie Yates, National Collegiate Championship, Cleveland, Ohio (match play)

1938
Tommy Barnes, Southern Intercollegiate, Athens, Ga. (score unknown)

1948
Albert Swann, Southeastern Conference Championship, Athens, Ga. (73)

1984-85
Bill McDonald, John Ryan Memorial, Durham, N.C. (67-69-72 – 208)
Bill McDonald, Gator Bowl Intercollegiate, Jacksonville, Fla. (74-72-75 – 221)
Bill McDonald, Iron Duke Classic, Durham, N.C. (73-68-71 – 212)
Nacho Gervas, MacGregor Intercollegiate, Pickens, S.C. (69-72-73 – 214)
Bob McDonnell, ACC Championship, Greensboro, N.C. (68-69-68 – 205)
Bob McDonnell, Southern Intercollegiate, Athens, Ga. (70-67-69 – 206)

1985-86
Bob McDonnell, Miami National Collegiate, Miami, Fla. (71-70-70 – 211)
Bill McDonald, Iron Duke Classic, Durham, N.C. (69-68-71 – 208)

1986-87
Jay Nichols, ImperiaLakes Classic, Lakeland, Fla. (69-70 – 139)
Charlie Rymer, Furman Invitational, Greenville, S.C. (68-74 – 142)

1987-88
Charlie Rymer, ImperiaLakes Classic, Lakeland, Fla. (69-69-68 – 206)

1988-89
Charlie Rymer, Tournament of Champions, Knoxville, Tenn. (69-73-71 – 213)
Charlie Rymer, Southern Intercollegiate, Athens, Ga. (74-74-67 – 215)

1989-90
Charlie Rymer (T1), Southern Intercollegiate, Athens, Ga. (69-70-69 – 208)

1990-91
David Duval, Furman Intercollegiate, Greenville, N.C. (70-68 – 138)
David Duval (T1), ACC Championship, Rocky Mount, N.C. (67-70 – 138)
Chan Reeves, NCAA East Regional, New Haven, Conn. (69-69-69 – 207)

1991-92
David Duval, Sun Bowl All-America Golf Classic, El Paso, Texas (67-72-67 – 206)
David Duval, Cavalier Classic, Chalottesville, Va. (68-75-70 – 213)
Jimmy Johnston, NCAA East Regional, Hamilton, N.Y. (72-67-70 – 209)

1992-93
David Duval (T1), UNLV Rebel Classic (71-70-67 – 208)
Stewart Cink (T1), UNLV Rebel Classic (68-71-69 – 208)
Jason Walters, Ping Arizona Collegiate (71-71-70 – 212)
David Duval, ACC Championship, Rocky Mount, N.C. (70-69-67 – 206)
David Duval, Cavalier Classic (73-69-72 – 214)
David Duval, Perry Maxwell Collegiate, Ardmore, Okla. (68-70-70 – 207)

1993-94
Mikko Rantanen, NCAA Golf Challenge, Rio Grande, P.R. (73-72-70 – 215)
Mikko Rantanen, ACC Championship, Rocky Mount, N.C. (71-72-66 – 209)

1994-95
Stewart Cink, Ping/Golfweek Preview Invitational, Columbus, Ohio (70-70 – 140)
Stewart Cink, NCAA Golf Challenge, Rio Grande, P.R. (69-69-70 – 208)
Stewart Cink, Carpet Capital Collegiate, Rocky Face, Ga. (74-65-73 – 212)
Stewart Cink (T1), The Maxwell, Armore, Okla. (69-66-76 – 211)

1996-97
Matt Kuchar, Tennessee Tournament of Champions, Knoxville, Tenn. (70-67-69 – 206)
Matt Kuchar, Furman Intercollegiate, Greenville, S.C. (69-70-70 – 209)

1997-98
Matt Kuchar, Puerto Rico Golf Classic, Rio Grande, P.R. (68-70-70 – 208)
Bryce Molder (T1), Carpet Capital Collegiate, Rocky Face, Ga. (74-69-69 – 212)
Matt Kuchar, NCAA East Regional, Daufuskie Island, S.C. (64-69-69 – 202)

1998-99
Carlton Forrester (T1), Waikoloa Intercollegiate, Kona, Hawaii (64-75-82 – 221)
Matt Kuchar (T1), Waikoloa Intercollegiate, Kona, Hawaii (71-74-76 – 221)
Bryce Molder (T1*), Golf Digest Intercollegiate, Las Vegas, Nev. (70-69-69 – 208)
Bryce Molder, Carpet Capital Collegiate, Rocky Face, Ga. (66-71-67 – 204)

1999-2000
Bryce Molder, Carpet Capital Collegiate, Rocky Face, Ga. (68-68-68 – 204)
Matt Kuchar (T1), Sun Bowl All-America Golf Classic, El Paso, Texas (69-67-72 – 208)
Bryce Molder (T1), Waikoloa Intercollegiate, Kona, Hawaii (66-69-73 – 208)
Matt Kuchar (T1), Waikoloa Intercollegiate, Kona, Hawaii (68-69-71 – 208)
Bryce Molder, ACC Championship, New London, N.C. (72-67-67 – 206)

2000-01
Bryce Molder, Ping/Golfweek Preview Invitational, Durham, N.C. (68-72 – 140)
Bryce Molder, Jerry Pate National Collegiate, Birmingham, Ala. (67-62-67 – 196)
Bryce Molder, Morris Williams Intercollegiate, Austin, Texas (67-68 – 135)

2001-02
Troy Matteson, Taylor Made/Waikoloa Intercollegiate, Kona, Hawaii (67-70-73 – 210)
Troy Matteson, Puerto Rico Classic, Rio Grande, P.R. (69-65-71 – 205)
Troy Matteson (T1), Las Vegas Collegiate, Las Vegas, Nev. (70-69-69 – 208)
Troy Matteson, NCAA Championship, Columbus, Ohio (73-66-70-67 – 276)

2002-03
Troy Matteson (T1), Carpet Capital Collegiate, Rocky Face, Ga. (72-64-69 – 205)
Troy Matteson, NCAA East Regional, Auburn, Ala. (68-67-66 – 201)

2004-05
Nicholas Thompson (T1), Sun Bowl All-America Golf Classic, El Paso, Texas (67-65-72 – 204)

2005-06
Cameron Tringale, UH-Hilo Interollegiate, Waikoloa, Hawaii (65-67-70 – 202)
Cameron Tringale, ACC Championship, New London, N.C. (69-65-72 – 206)

2006-07
Roberto Castro (T1), Puerto Rico Classic (68-70-71 – 209)

2007-08
Chesson Hadley, Carpet Capital Collegiate (65-69-74 – 208)

2008-09
Cameron Tringale, Brickyard Collegiate (67-75-69 – 211)
Cameron Tringale, Southern Highlands Collegiate (67-70-68 – 205)

2009-10
Chesson Hadley, ACC Championship (69-66-71 – 206)

2010-11
James White, United States Collegiate Championship (62-70-72 – 204)
James White, Puerto Rico Classic (69-69-68 – 206)
Seth Reeves, Grub Mart Collegiate (76-71-66 - 213)
Paul Haley, Yellow Jacket Classic (71-68 - 139)
Paul Haley, ACC Championship (68-68-70 - 206)

2012-13
Bo Andrews (T1), Gary Koch Invitational (71-70-66 – 207)
Anders Albertson, ACC Championship (66-67-68 – 201)

2013-14
Ollie Schniederjans (T1), Carpet Capital Collegiate (67-67-73 – 207)
Seth Reeves, Tar Heel Intercollegiate (69-69-70 – 208)
Seth Reeves (T1), Brickyard Collegiate (70-68-69 – 207)
Ollie Schniederjans, United States Collegiate Championship (66-69-71 – 206)
Ollie Schniederjans, Valspar Invitational at Floridian (67-67-67 – 201)
Ollie Schniederjans (T1), Robert Kepler Intercollegiate (70-73-67 – 210)
Ollie Schniederjans, ACC Championship (65-70-69 – 204)

2014-15
Ollie Schniederjans, Carpet Capital Collegiate (72-64-68 – 204)
Anders Albertson, Robert Kepler Intercollegiate (71-67-70 – 208)
Vincent Whaley, Robert Kepler Intercollegiate (71-67-70 – 208)
Anders Albertson (T1), ACC Championship (67-69-69 – 205)

Career Victories

Name	Total	Reg	Post
Bryce Molder (1998-2001)	9	8	1
David Duval (1990-93)	8	6	2
Matt Kuchar (1997-2000)	7	6	1
Ollie Schniederjans (2011-15)	6	5	1
Troy Matteson (2000-2003)	6	4	2
Stewart Cink (1992-95)	5	5	-
Charlie Rymer (1987-90)	5	5	-
Bill McDonald (1985-88)	4	4	-
Cameron Tringale (2006-09)	4	3	1
Anders Albertson (2011-15)	3	1	2
Bob McDonnell (1983-86)	3	2	1
Seth Reeves (2010-14)	3	3	-
Luke Schniederjans (2016-20)	3	3	-
Christo Lamprecht (2020-24)	3	3	-
Chesson Hadley (2006-10)	2	1	1
Paul Haley (2008-11)	2	1	1
Mikko Rantanen (1993-94)	2	1	1
James White (2009-12)	2	2	-
Vincent Whaley (2013-17)	2	2	-
Bartley Forrester (2019-present)	2	2	-
Watts Gunn (1926-27)	1	-	1
Jimmy Johnston (1991-92)	1	-	1
Chan Reeves (1988-91)	1	-	1
Albert Swann, Jr. (1948-49)	1	-	1
Charlie Yates (1932-34)	1	-	1
Bo Andrews (2009-14)	1	1	-
Tommy Barnes (1935-38)	1	1	-
Roberto Castro (2004-07)	1	1	-
Carlton Forrester (1997-2000)	1	1	-
Nacho Gervas (1984-87)	1	1	-
Jacob Joiner (2014-18)	1	1	-
Jay Nichols (1984-87)	1	1	-
Chris Petefish (2014-18)	1	1	-
Tyler Strafaci (2016-20)	1	1	-
Nicholas Thompson (2002-05)	1	1	-
Jason Walters (1993-96)	1	1	-

Reg = regular-season
Post = conference, NCAA regional or NCAA championship

2015-16
Jacob Joiner, Carpet Capital Collegiate (66-74-72 – 212)
Vincent Whaley, Clemson Invitational (70-67-71 – 208)

2016-17
Luke Schniederjans, Carpet Capital Collegiate (69-66-70 – 205)
Luke Schniederjans, Puerto Rico Classic (68-73-65 – 206)
Tyler Strafaci, Valspar Collegiate Invitational (73-69-69 – 211)

2017-18
Chris Petefish, General James Hackler Championship (72-68-69 – 209)

2019-20
Luke Schniederjans, Carpet Capital Collegiate (68-67-72 – 207)
Bartley Forrester (co-champion), Puerto Rico Classic (72-66-69 – 207)

2021-22
Bartley Forrester (co-champion), The Calusa Cup (66-70-75 – 211)

2022-23
Christo Lamprecht, Inverness Intercollegiate (67-67-72 – 206)

2023-24
Christo Lamprecht, Olympia Fields/Fighting Illini Invitational (65-66 – 131)
Christo Lamprecht (T1), Ben Hogan Collegiate Invitational (68-69-66 – 203)

No individual victories in 1995-96, 2003-04, 2011-12, 2017-18, 2018-19 or 2020-21

**Lost in a playoff for medalist honors, and is not counted among his official victories. All other (T1) denote title was shared or the playoff was won.*

TEAM HISTORY AT-A-GLANCE

Year	Coach	Captain	*Record/Wins	+NCAA	#Conference	Rank
1918	unknown	Tom Prescott	3-0	—	—	—
1919	unknown	unknown	unknown	—	—	—
1920	unknown	unknown	unknown	—	—	—
1921	unknown	unknown	unknown	—	—	—
1922	unknown	unknown	unknown	—	—	—
1923	unknown	Bip Farnsworth	2-1	—	—	—
1924	unknown	Bip Farnsworth	1-2	—	—	—
1925	unknown	Bill Spalding	2-2	—	—	—
1926	unknown	Bill Spalding	5-2	—	—	—
1927	unknown	Watts Gunn+	5-1	—	Champions	—
1928	unknown	Watts Gunn	6-1	—	—	—
1929	unknown	Shag Irvin	5-3	—	—	—
1930	unknown	Charles Brimby	4-5	—	—	—
1931	H.E. Dennison	Scott Hudson	4-4	—	—	—
1932	H.E. Dennison	Ivan Allen	unknown	—	—	—
1933	H.E. Dennison	Frank Ridley	6-0	—	—	—
1934	H.E. Dennison	Charlie Yates+	7-0	—	—	—
1935	H.E. Dennison	Charlie Yates	7-0	—	—	—
1936	H.E. Dennison	S.N. Holditch	unknown	—	—	—
1937	H.E. Dennison	Tommy Barnes	unknown	—	—	—
1938	H.E. Dennison	Tommy Barnes	unknown	—	—	—
1939	H.E. Dennison	Gene Brooks	unknown	—	—	—
1940	H.E. Dennison	Danny Yates	unknown	—	—	—
1941	H.E. Dennison	Danny Yates	unknown	—	—	—
1942	H.E. Dennison	Hal Florence	unknown	—	—	—
1943	no team					
1944	no team					
1945	no team					
1946	H.E. Dennison	none	unknown	—	—	—
1947	H.E. Dennison	Ike Scott	11-2	t14	—	—
1948	H.E. Dennison	Ashby Taylor	8-5	—	2	—
1949	H.E. Dennison	Albert Swann	8-2	—	Champion	—
1950	H.E. Dennison	Scott Howell	5-5-1	—	6	—
1951	H.E. Dennison	Scott Howell	8-3	—	3	—
1952	H.E. Dennison	Tommy Bachman	6-5	—	3	—
1953	H.E. Dennison	Charlie Harrison	2-7	—	7	—
1954	H.E. Dennison	Lynwood Johnson	7-2	—	5	—
1955	H.E. Dennison	John Maddox	4-7	—	6	—
1956	Tommy Plaxico	Ned Edge	7-3-1	—	3	—
1957	Tommy Plaxico	George Johnson	5-7	—	3	—
1958	Tommy Plaxico	Morris Copeland, Bland Johnson	8-7	—	5	—
1959	Tommy Plaxico	Jimmy Cleveland	2-8	—	4	—
1960	Tommy Plaxico	Jimmy Cleveland	9-4	—	4	—
1961	Tommy Plaxico	Lefty Ewing	8-6	—	5	—
1962	Tommy Plaxico	Bill Ploeger	7-7-2	—	t4	—
1963	Tommy Plaxico	Buddy Baker	8-9	—	7	—
1964	Tommy Plaxico	Robbie Horak	5-10	—	7	—
1965	Tommy Plaxico	Larry Sears	7-6-1	—	—	—
1966	Tommy Plaxico	Bunky Henry	7-2-2	—	—	—
1967	Tommy Plaxico	Bunky Henry	10-7	—	—	—
1968	Tommy Plaxico	Bill Dudley	3-15-1	—	—	—
1969	Tommy Plaxico	Len Williams	8-7	—	—	—
1970	Tommy Plaxico	none	11-8-1	—	—	—
1971	Tommy Plaxico	none	3-10	—	—	—
1972	Tommy Plaxico	none	8-9	—	—	—
1973	Tommy Plaxico	Lanny Houillion	4-3	—	—	—
1974	Tommy Plaxico	none	4-5	—	—	—
1975	Tommy Plaxico	none	—	—	11	—
1976	Tommy Plaxico	Jim Teuscher	**2-0	—	12	—
1977	Tommy Plaxico	Mike Johnson	**0-1	—	3	—
1978	Tommy Plaxico	Larry Mize	—	—	5	—
1979	Tommy Plaxico	Larry Mize	—	—	8	—
1980	Tommy Plaxico	—	—	—	—	—
1981	Tommy Plaxico	—	—	—	—	—
1982	Tommy Plaxico	—	—	—	8	—
1983	Puggy Blackmon	—	1	—	7	—
1984	Puggy Blackmon	—	—	—	5	—
1985	Puggy Blackmon	Bob McDonnell	4	12	Champion	—
1986	Puggy Blackmon	Bob McDonnell	2	t13	2	—

Georgia Tech fielded its first intercollegiate golf team in 1918, "and it was met with marked success in the matches with the Eastern colleges," reads the 1918 edition of the Blueprint, the Georgia Tech yearbook.

"To get to the personnel and work of the team. Very little time was had by the men to practice, but they went to it with a will and when the time for the first match with Columbia came around, a formidable quartet was on hand. Perry Adair, one of the foremost golfers in the South, was number one man. Adair has been playing golf around Atlanta since twelve years old and holds many of the course records in the South. Fred Howden of Savannah, was elected manager. Howden had a score of notable records to his credit there. Ewing Watkins, one of the best golfers in Tennessee and said to be the longest driver in the South, and Tom Prescott of Atlanta golf fame, comprised the other two members of the team."

Scoring for matches that year, and in years beyond, "was kept on the Nassau system, the winners on the first nine being awarded one point, the same being true for the second nine holes, and an additional point being awarded for the best ball of the match."

Year	Coach	Captain	*Wins/Record	+NCAA	#Conference	Rank
1987	Puggy Blackmon	Nacho Gervas, Jay Nichols	4	22	t2	—
1988	Puggy Blackmon	—	1	5	7	—
1989	Puggy Blackmon	—	1	%t18	2	—
1990	Puggy Blackmon	—	2	11	t5	—
1991	Puggy Blackmon	—	4	6	Champion	—
1992	Puggy Blackmon	—	4	5	Champion	—
1993	Puggy Blackmon	—	5	2	Champion	—
1994	Puggy Blackmon	—	3	6	Champion	—
1995	Puggy Blackmon	—	1	%29	2	—
1996	Bruce Heppler	Sam Hulsey	—	—	9	—
1997	Bruce Heppler	Rob Anderson	—	—	8	—
1998	Bruce Heppler	Brian Newton	2	3	2	—
1999	Bruce Heppler	Carlton Forrester	3	%28	Champion	—
2000	Bruce Heppler	Matt Kuchar	4 (2-1)	^2	2	1/1
2001	Bruce Heppler	Bryce Molder	5	4	Champion	2/2
2002	Bruce Heppler	Kris Mikkelsen	7	+2	Champion	1/1
2003	Bruce Heppler	Troy Matteson	—	t11	4	13/12
2004	Bruce Heppler	Thomas Jordan	2 (3-1)	t5	3	5/6
2005	Bruce Heppler	Mike Barbosa, Nicholas Thompson	1 (3-1)	2	2	3/3
2006	Bruce Heppler	Thomas Jordan	3 (3-1)	%26	Co-champion	5/4
2007	Bruce Heppler	Roberto Castro	1	8	Co-champion	9/9
2008	Bruce Heppler	Cameron Tringale	— (3-1)	!15	4	6/9
2009	Bruce Heppler	Adam Cohan, Cameron Tringale	1	t10	Champion	10/7
2010	Bruce Heppler	John-Tyler Griffin	2 (0-1)	3/QF	Champion	5/14
2011	Bruce Heppler	John-Tyler Griffin	3 (0-1)	2/QF	Champion	3/2
2012	Bruce Heppler	James White	3	!6	Champion	11/8
2013	Bruce Heppler	Bo Andrews	2 (0-2)	2/SF	4	4/8
2014	Bruce Heppler	Bo Andrews	7 (2-1)	5/QF	Champion	4/2
2015	Bruce Heppler	Anders Albertson	4	9	Champion	9/9
2016	Bruce Heppler	Michael Hines	— (0-2)	!t7	4	42/38
2017	Bruce Heppler	Michael Hines	— (2-1)	!6	7	22/21
2018	Bruce Heppler	James Clark	4 (2-0)	!6	Champion	6/8
2019	Bruce Heppler	James Clark	6 (3-0)	18	Champion	12/7
2020	Bruce Heppler	Andy Ogletree	4	@n/a	@n/a	7/3
2021	Bruce Heppler	Noah Norton	1	15	t5	25/24
2022	Bruce Heppler	Ben Smith	5 (1-1)	t12	2/F	11/10
2023	Bruce Heppler	Connor Howe	2 (5-2-1)	2/F	1/Champion	6/4
2024	Bruce Heppler	Bartley Forrester, Christo Lamprecht	— (2-5-1)	+8/SF	t2/SF	17
2025	Bruce Heppler	Bartley Forrester, Christo Lamprecht	1 (1-2)	%t15	8/QF	23

** dual match record through 1974, tournament wins from 1975 to present (match play record iin parentheses)*
*** played both dual matches and tournaments*
 # Southern Conference until 1931, SEC from 1932-64, Southern Independent from 1975-76, Metro Conference from 1977-78, ACC from 1979 to present
+ NCAA individual champion (Troy Matteson in 2002, Hiroshi Tai in 2024)
^ Tied after 72 holes, lost playoff
% missed 36- or 54-hole cut at NCAA Championship
! finish in NCAA regional, did not advance to finals
Rank - Golfstat/Sagarin from 2000 to 2023, Scoreboard NCAA Ranking beginning in 2024
@ 2019 ACC and NCAA championships cancelled due to Covid-19 pandemic
(QF, SF, F) quarterfinal, semifinal or final round finish in NCAA and ACC match play (stroke play finish denoted left of /)

YEAR-BY-YEAR RESULTS (SINCE 1947)

From 1937-39, the Southeastern Conference Championship was held in Baton Rouge, La. From 1940-64, the SEC Championship was held in Athens, Ga., as part of the Southern Intercollegiate Championship (no championship was held from 1943-45 due to World War II). Tech continued to participate in the SIC long after leaving the Southeastern Conference in 1964.

Golf competition was primarily dual, tri-matches or quad-matches until t he early 1970s, when larger, multi-team tournaments that are the norm today became more common. Tournaments became the primary format for competition in the 1974-75 academic year, though match-play events are still held today.

 # - denotes tri-match or quad-match;
n/a - denotes scores not available

1947-48

Mar. 23	L	Auburn	8-10
Mar. 25	L	Auburn	6.5-11.5
Apr. 3	W	Tennessee	15-3
Apr. 10	W	Florida	14-4
Apr. 15	W	Georgia	10-8
Apr. 23	W	Vanderbilt	18-8
Apr. 24	L	Kentucky	7.5-10.5
na	2nd*	SEC Championship (Athens, Ga.)	306
May 4	L	Emory	8-10
May 8	W	Kentucky	14-4
May 14	L	Sewanee	8-10
May 15	W	Vanderbilt	16-2
May 21	W	Georgia	14.5-3.5
May 22	W	Tennessee	11.5-7.5

**Albert Swann was the SEC medalist with a score of 73.*

1948-49

Mar. 22	W	Rollins College	13.5-4.5
Mar. 24	W	Jacksonville NAS	13.5-4.5
Mar. 26	L	Auburn	4-14
Apr. 2	W	South Carolina	17-10
Apr. 9	W	Tennessee	16-2
Apr. 12	W	Emory	13-5
Apr. 20	L	Auburn	8-10
Apr. 22	W	Georgia	13.5-4.5
Apr. 27-30	1st	SEC Championship (Athens, Ga.)	302
May 5	W	Georgia	13-5
May 14	--	Vanderbilt	dnp
May 20	W	Tennessee	12.5-5.5
May 21	--	Kentucky	dnp

1949-50

na	L	Auburn	3.5-14.5
na	W	Florida	17.5-9.5
na	W	Tennessee	15.5-2.5
na	W	Emory	13.5-4.5
na	W	Auburn	12.5-5.5
na	L	Georgia	10-17
na	--	Kentucky	cancelled
na	6th/6	SEC Championship (Athens, Ga.)	1263
na	12th/12	Southern Intercollegiate (Athens, Ga.)	1263
na	T	Vanderbilt	9-9
na	L	Georgia	1.5-17.5
na	W	Tennessee	9.5-8.5
na	L	Kentucky	7-11
na	L	Kentucky	3.5-14.5

1950-51

Mar. 26	L	Duke	8.5-18.5
Apr. 4	W	Emory	17.5-0.5
Apr. 7	W	Auburn	17-1
Apr. 14	W	Tennessee	15.5-2.5
Apr. 18	W	Emory	14-4
Apr. 21	W	Vanderbilt	10-8
Apr. 25	L	Georgia	12.5-14.5
Apr. 28	W	Tennessee	15.5-2.5
May 3	L	Georgia	10-17
May 5	W	Kentucky	17-1
May 7	W	Florida	16-2
May 10-12	3rd/5	SEC Championship (Athens, Ga.)	604
May 10-12	6th/12	Southern Intercollegiate (Athens, Ga.)	604
May 18	--	Auburn	cancelled

1951-52

Mar. 24	L	Florida	3-24
Mar. 25	L	Florida State	12.5-14.5
Apr. 4	W	Emory	17-1
Apr. 11	W	Tennessee	13.5-3.5
Apr. 12	W	Florida	14-13
Apr. 18	W	Emory	12.5-5.5
Apr. 24	L	Georgia	3-24
Apr. 26	W	Tennessee	20-7
Apr. 29	L	Alabama	7-11
May 1-3	3rd/9	SEC Championship (Athens, Ga.)	600
May 1-3	5th/20	Southern Intercollegiate (Athens, Ga.)	600
May 9	W	Vanderbilt	9.5-8.5
May 13	L	Georgia	10 ½-16 ½

1952-53

Apr. 3	hW	Emory	14-13
Apr. 4	hL	Tennessee	3-24
Apr. 7	hL	Florida	7.5-19.5
Apr. 18	aL	Vanderbilt	8-10
Apr. 21	hW	Emory	15-12
Apr. 25	aL	Georgia	12.5-14.5
Apr. 29	nL	Alabama (Athens, Ga.)	8-13
A.30-M.2	7th/9	SEC Championship (Athens, Ga.)	646
A.30-M.2	17th/24	Southern Intercollegiate (Athens, Ga.)	646
May 12	hL	Georgia	10-17
May 16	aL	Tennessee	8-19

1953-54

Apr. 1	W	Emory	21-6
Apr. 2	W	Tennessee	19-8
Apr. 8	W	Auburn	15-12
Apr. 12	W	Emory	21.5-5.5
Apr. 16	W	Vanderbilt	20.5-6.5
Apr. 20	L	Auburn	10-17
Apr. 28	W	Florida State	17-10
A.29-M.1	5th/7	SEC Championship (Athens, Ga.)	607
A.29-M.1	10th/22	Southern Intercollegiate (Athens, Ga.)	607
May 13	L	Georgia	8.5-18.5
May 15	W	Tennessee	14.5-12.5

1954-55

Mar. 21	aW	Florida State	15.5-11.5
Mar. 22	aL	Florida	4.5-22.5
Apr. 1	hW	Tennessee	22.5-4.5
Apr. 9	aW	Auburn	22.5-4.5
Apr. 11	hL	Florida	8-19
Apr. 16	aL	Vanderbilt	11-16
Apr. 19	hW	Auburn	18.5-8.5
Apr. 23	aL	Georgia	6.5-21.5
May 4	nL	Memphis (Athens, Ga.)	6.5-21.5
May 5-7	6th/8	SEC Championship (Athens, Ga.)	605
May 5-7	11th/23	Southern Intercollegiate (Athens, Ga.)	605
May 14	aL	Tennessee	12-15
May 17	hL	Georgia	4.5-22.5

Home matches played at East Lake Golf Club #2 course.

1955-56

Mar. 30	hW	Northern Illinois State	24-3
Apr. 2	hW	Florida	15.5-11.5
Apr. 9	hL	Florida State	11.5-15.5
Apr. 13	hW	Rollins College	15-12
Apr. 14	hW	Vanderbilt	21.5-5.5
Apr. 21	aL	Georgia	7-20
Apr. 24	hW	Auburn	22.5-4.5
Apr. 28	aL	Tennessee	12-15
May 5-7	3rd/9	SEC Championship (Athens, Ga.)	602
May 5-7	7th/24	Southern Intercollegiate (Athens, Ga.)	602
May 9	hW	Tennessee	22-5
May 12	aW	Auburn	16.5-10.5
May 15	hT	Georgia	13.5-13.5

1956-57

Mar. 18	aL	Florida State	7.5-19.5
Mar. 19	aL	Florida	6.5-20.5
Mar. 20	aL	Rollins	7-20
Mar. 21	aW	Jacksonville NAS	14-13
Apr. 2	hW	Auburn	17.5-9.5
Apr. 12	hW	Florida	18.5-8.5
Apr. 15	aW	Auburn	22-5
Apr. 20	aL	Vanderbilt	12.5-14.5
Apr. 23	aL	Georgia	11.5-15.5
Apr. 27	aL	Tennessee	12.5-14.5
May 2-4	3rd/9	SEC Championship (Athens, Ga.)	595
May 2-4	7th/28	Southern Intercollegiate (Athens, Ga.)	595
May 14	hL	Georgia	13-14
May 17	hW	Tennessee	20-7

1957-58

Mar. 17	aL	Florida State	6-21
Mar. 18	aL	Florida	5-22
Mar. 19	aL	Rollins	7.5-19.5
Mar. 20	aW	Jacksonville NAS	19.5-7.5
Mar. 28	nL	Auburn (Opelika, Ala.)	10.5-16.5
Apr. 1	hW	Chattanooga	14-4
Apr. 4	hL	Florida	9-18
Apr. 7	hW	Auburn	18-9
Apr. 11	hW	Vanderbilt	23.5-3.5
Apr. 14	hW	Florida State	14-13
Apr. 18	aW	Chattanooga	forfeit
Apr. 19	aL	Georgia	3-24
May 1-3	5th	SEC Championship (Athens, Ga.)	n/a
May 1-3	11th	Southern Intercollegiate (Athens, Ga.)	n/a
May 10	aW	Tennessee	16-11
May 13	hL	Georgia	8-19
May 14	hW	Tennessee	16-11

1958-59

Mar. 23	aL	Florida State	6-21
Mar. 24	aL	Florida	3-24
Mar. 26-28	--	Miami Invitational	n/a
Apr. 4	aW	Tennessee	24-3
Apr. 8	hL	Auburn	13-14
Apr. 10	aL	Vanderbilt	9-18
Apr. 13	aL	Georgia	7-20
Apr. 17	hL	Florida	9-18
Apr. 24	aL	Auburn	6.5-20.5
A.30-M.2	4th	SEC Championship (Athens, Ga.)	n/a
A.30-M.2	7th	Southern Intercollegiate (Athens, Ga.)	n/a
May 6	hW	Tennessee	27.5-1.5
May 12	hL	Georgia	7-20

Home matches played at East Lake Golf Club

1959-60

Mar. 21	aL	Florida State	11-16
Mar. 22	aL	Florida	5.5-21.5
Mar. 23	aW	Rollins College	14.5-12.5
Mar. 24	aaL	Florida Southern	9.5-17.5
Mar. 29	hW	Michigan State	15.5-11.5
Apr. 1	hW	Florida	14-13
Apr. 8	hW	Vanderbilt	23.5-3.5
Apr. 11	aL	Georgia	5-22
Apr. 18	aW	Tennessee	25.5-1.5
Apr. 27	hW	Auburn	24-3
May 5-7	4th	SEC Championship (Athens, Ga.)	n/a
May 5-7	8th	Southern Intercollegiate (Athens, Ga.)	n/a
May 13	hW	Tennessee	27-0
May 17	hW	Georgia	14.5-12.5
May 21	aW	Auburn	21-6

Home matches played at East Lake Golf Club

1960-61

Mar. 20	aL#	@Florida State	12-15
Mar. 20	nW#	Vanderbilt (Tallahassee, Fla.)	23-4
Mar. 21	aL	@Florida	8-19
Mar. 22	aL	@Rollins College	10-17
Mar. 23	aW	@Florida Southern	19.5-7.5
Mar. 28	hW	Georgia State	24-3
Apr. 1	aW	@Auburn	15.5-11.5
Apr. 7	aW	@Vanderbilt	22-5
Apr. 14	hL	Florida	12.5-14.5
Apr. 24	aW	@Tennessee	22-5
Apr. 26	hW	Auburn	23-4
Apr. 29	aL	@Georgia	6-21
May 4-6	5th	SEC Championship (Athens, Ga.)	n/a
May 4-6	10th	Southeastern Intercollegiate (Athens, Ga.)	n/a
May 8	hW	Tennessee	25-2
May 16	L	Georgia	7.5-19.5

Home matches played at The Standard Town and Country Club

1961-62

Mar. 19	aL#	@Florida State	10.5-16.5
Mar. 19	nW#	Springfield College (Tallahassee, Fla.)	27-0
Mar. 20	aL	@Florida	10-17
Mar. 21	aL	@Rollins College	11.5-15.5
Mar. 22	aW	@Florida Southern	19-8
Mar. 30	hL#	Florida	12.5-14.5
Mar. 30	hW#	Duke	16-11
Apr. 4	hL	Auburn	12.5-14.5
Apr. 6	hW	Vanderbilt	18-9
Apr. 10	aL#	@Auburn	11.5-15.5
Apr. 10	nW#	Kentucky (Auburn, Ala.)	15-12
Apr. 21	aT	@Tennessee	13.5-13.5
Apr. 24	hW	Georgia State	19.5-7.5
Apr. 28	aL	@Georgia	5.5-20.5
May 3-5	4th	SEC Championship (Athens, Ga.)	n/a
May 3-5	7th	Southern Intercollegiate (Athens, Ga.)	n/a
May 11	hW	Tennessee	18.5-8.5
May 15	hT	Georgia	13.5-13.5

Home matches played at The Standard Town and Country Club

YEAR-BY-YEAR RESULTS (SINCE 1947)

1962-63

Mar. 18	aL#	Florida State	7-20
Mar. 18	nL#	Georgia (Tallahassee, Fla.)	6-21
Mar. 18	nW#	Springfield College (Tallahassee, Fla.)	26-1
Mar. 19	aL#	Florida	6.5-20.5
Mar. 19	nL#	Rollins (Gainesville, Fla.)	12-15
Mar. 21-23	9th	Florida Intercollegiate (Ocala, Fla.)	n/a
Mar. 26	hW	Alabama	20-7
Mar. 29	hL#	Florida	8.5-18.5
Mar. 29	hL#	Duke	13.5-4.5
Apr. 2	hW	Georgia State	25-2
Apr. 5	aL	Vanderbilt	9-18
Apr. 9	hW	Auburn	18-9
Apr. 12	hW	Tennessee	21-6
Apr. 15	aL	Auburn	11-16
Apr. 23	hW	Georgia State	14-13
Apr. 27	aL	Georgia	1.5-25.5
May 2-4	7th	SEC Championship (Athens, Ga.)	n/a
May 2-4	14th	Southern Intercollegiate (Athens, Ga.)	n/a
May 13	aW	Tennessee	5.5-3.5
May 14	hL	Georgia	5-22

Home matches played at The Standard Town and Country Club

1963-64

Mar. 23	aL#	Florida State	1-17
Mar. 23	nW#	Springfield College (Tallahassee, Fla.)	17-1
Mar. 24	aL	Florida	7.5-19.5
Mar. 26-28	7th	Miami Invitational	n/a
Mar. 31	hW#	Georgia State	16-2
Mar. 31	hL#	Duke	8-10
Apr. 3	hW	Vanderbilt	23-4
Apr. 6	hL	Alabama	12-15
Apr.10	aL	Alabama	6.5-20.5
Apr.11	aL	Auburn	9.5-17.5
Apr.13	hL	Tennessee	3-9
Apr.20	hW	Auburn	22-5
Apr.21	hW	Georgia State	16-11
Apr.24	aL	Georgia	3-24
A.30-M.2	7th	SEC Championship (Athens, Ga.)	n/a
A.30-M.2	16th/26	Southern Intercollegiate (Athens, Ga.)	n/a
May 8	aL	Tennessee	3-6
May 12	hL	Georgia	7.5-19.5

Home matches played at The Standard Town and Country Club

1964-65

Mar. 22	aL	Florida State	3-15
Mar. 23	aL	Florida	2.5-24.5
Mar. 24	aL#	Florida Southern	7.5-19.5
Mar. 24	nW#	Sewanee (Lakeland, Fla.)	15-12
Mar. 25-27	10th/20	Miami Invitational	n/a
Apr. 2	hW#	Georgia State	21.5-5.5
Apr. 2	hW#	Florida Southern	19-8
Apr. 9	aW	Vanderbilt	15.5-11.5
Apr. 13	hW	Auburn	20-7
Apr. 20	hW	Tennessee	16-11
Apr. 22	hL	Georgia State	11-16
Apr. 24	aT	Auburn	13.5-13.5
Apr. 26	aL	Georgia	4-23
A.29-M.1	14th	Southern Intercollegiate (Athens, Ga.)	n/a
May 10	aW#	Tennessee	12-6
May 10	nL#	Georgia (Knoxville, Tenn.)	7.5-10.5

Home matches played at The Standard Club

1965-66

Mar. 21	aL	Florida	8-19
Mar. 23	7th	Miami Invitational	n/a
Mar. 30	hT	Indiana	13.5-13.5
Apr. 1	hW	Indiana	17.5-9.5
Apr. 5	hW	Georgia State	22.5-4.5
Apr. 8	hW	Vanderbilt	18.5-8.5
Apr. 19	hW	Tennessee	24.5-2.5
Apr. 22	hW	Presbyterian	21.5-5.5
Apr. 23	aW	Auburn	16.5-10.5
Apr. 26	--	Georgia	cancelled
Apr. 27	--	Auburn/Wofford	rain
Apr. 30	aL	Georgia	7-20
May 5-7	11th	Southern Intercollegiate (Cape Coral, Fla.)	n/a
May 12	hW	Georgia State	22.5-4.5
May 16	aT	Tennessee	13.5-13.5

Bunky Henry competed in the NCAA Championship at Stanford, Calif. (79-77 – MC)

1966-67

Mar. 20	aL	Florida	8-18
Mar. 22-25	3rd	Miami Invitational	n/a
Mar. 29	hW	William & Mary	25-2
Mar. 30	hW#	William & Mary	22-5
Mar. 30	hL#	Indiana	10.5 -16.5
Mar. 31	hW	Indiana	16-11
Apr. 6	aL	@Tennessee	4.5-22.5
Apr. 10	aW	Vanderbilt	21.5-5.5
Apr. 18	hL#	Georgia State	9-18
Apr. 18	hW#	Wofford	16.5-10.5
Apr. 21	aL	Georgia	7.5-19.5
Apr. 22	nW	Auburn (Alexander City, Ala.)	21-6
May 1	hL#	Georgia	1-17
May 1	hL#	Georgia State	5.5-12.5
May 3	hW	Auburn	22.5-4.5
May 5	hW	Georgia State	20.5-6.5
May 6	aW	Wofford	17-10
May 9	hW	Tennessee	16-11

Home matches played at The Standard Club
Bunky Henry tied for second place in the NCAA Championship at Shawnee, Pa. (77-71-70-70 – 288)

1967-68

Mar. 18	aW	Florida State	15-12
Mar. 19	aL	Florida	396-377
Mar. 21-23	6th	Cape Coral Invitational	n/a
Apr. 1	aL#	Tennessee	6.5-11.5
Apr. 1	nL#	Furman (Knoxville, Tenn.)	8-10
Apr. 3	hL	Purdue	6-21
Apr. 5	hL	Georgia State	9.5-17.5
Apr. 9	hL	East Tennessee State	9-18
Apr. 15	aL#	Georgia	6.5-11.5
Apr. 15	nL#	Auburn (Athens, Ga.)	7.5-10.5
Apr. 15	nL#	South Carolina (Athens, Ga.)	8.5-9.5
Apr. 22	aL#	Auburn	384-362
Apr. 22	nL#	Georgia (Auburn, Ala.)	384-363
Apr. 26	hL	Georgia	3-24
Apr. 30	hT#	Tennessee	377-377
Apr. 30	hW#	Georgia State	377-386
Apr. 30	hW#	Wofford	377-392
May 6	aL#	East Tennessee State	6-12
May 6	nL#	Virginia Tech (Johnson City, Tenn.)	6-12
May 7	nL	Wofford (Tryon, N.C.)	503-496

Home matches played at The Standard Club

1968-69

Mar. 24	aL	@Florida	390-370
Mar. 26-29	11th/33	Miami Invitational	1238
Apr. 19	aL	@Auburn	377-373
Apr. 21	aL	@Georgia	3-24
Apr. 25	hW#	Wofford	370-377
Apr. 25	hL#	Florida	370-369
Apr. 25	hW#	Vanderbilt	370-390
Apr. 28	rain	@Tennessee	
Apr. 29	hW#	Auburn	373-379
Apr. 29	hL#	Georgia	373-364
Apr. 29	hL#	Tennessee	373-363
May 2	nW#	Wofford (Tryon, N.C.)	12.5-5.5
May 2	nW#	East Tennessee (Tryon, N.C.)	9.5-8.5
May 2	nW#	South Carolina (Tryon, N.C.)	10.5-7.5
May 9	hL#	Georgia State	398-395
May 9	hW#	Columbus College	398-399
May 12	hW	Georgia State	20-7

Home matches played at The Standard Club

1969-70

Mar. 25-28	na	Miami Invitational	n/a
Apr. 1	hL#	Indiana	7.5-16.5
Apr. 1	hW#	Chattanooga	15.5-2.5
Apr. 1	hW#	Wofford	13-5
Apr. 2-4	7th	Tennessee Invitational	1212
Apr. 13	aL	@Georgia	1.5-25.5
Apr. 17	aW#	@Columbus College	377-378
Apr. 17	nW#	Mercer (Columbus, Ga.)	377-408
Apr. 17	nW#	West Florida (Columbus, Ga.)	377-402
Apr. 18	aL#	@Auburn	372-363
Apr. 18	nT#	West Florida (Auburn, Ala.)	372-372
Apr. 21	hW#	Auburn	364-367
Apr. 21	hW#	Georgia State	364-381
Apr. 21	hW#	Columbus College	364-378
Apr. 24	aL	@Vanderbilt	379-376
Apr. 25	aW	@Chattanooga	295-299
Apr. 28	hL#	Georgia	375-361
Apr. 28	hW#	Tennessee	375-377
May 1	nW#	Wofford (Tryon, N.C.)	459-464
May 1	nL#	South Carolina (Tryon, N.C.)	459-456
May 1	nL#	East Tennessee State (Tryon, N.C.)	459-458
May 11	hL	Georgia State	397-363

Home matches played at East Lake Golf Club

1970-71

Mar. 22	aW#	Miami (dual match)	311-335
Mar. 22	nL#	Florida (dual match), Miami, Fla.	311-285
Mar. 24-27	11th	Miami Invitational	1589
Apr. 2-3	6th	Major College Invitational, Knoxville, Tenn.	1205
Apr. 5	aL#	Georgia (dual match)	409-373
Apr. 5	nL#	South Carolina (dual match), Athens, Ga.	409-375
Apr. 5	nL#	Indiana (dual match), Athens, Ga.	497-463
Apr. 10	aL#	Auburn (dual match)	381-376
Apr. 10	nL#	Georgia State (dual match), Auburn, Ala.	381-371
Apr. 16-17	4th	Junior-Senior Intercollegiate, Alexander City, Ala.	n/a
Apr. 19	nL+	Georgia State (dual match)	367-363
Apr. 19	nW+	Chattanooga (dual match)	367-405

All-American Bunky Henry was the NCAA Championship runner-up in 1967.

Apr. 30	hL#	Georgia (dual match)	391-359
Apr. 30	hL#	Georgia State (dual match)	391-377
May 7	nL#	Wofford (dual match), Tryon, N.C.	7.5-10.5
May 7	nW#	Appalachian State (dual match), Tryon, N.C.	9.5-8.5

Home matches played at East Lake Golf Club; +played at Druid Hills Golf Club, Atlanta

1971-72

Jan. 6-7	7th	Senior Bowl, Mobile, Ala.	790
Mar. 19	aL#	Georgia Southern (dual match)	307-294
Mar. 19	nL#	Georgia (dual match), Statesboro, Ga.	307-285
Mar. 19	nL#	South Carolina (dual match), Statesboro, Ga.	307-293
Mar. 21	aW	Vanderbilt (dual match)	303-324
Mar. 22	aW	Tennessee-Chattanooga (dual match)	376-380
Mar. 28	hL#	Georgia (dual match)	388-373
Mar. 28	hW#	Tennessee-Chattanooga (dual match)	388-420
Apr. 6-7	8th	Major College Invitational, Knoxville, Tenn.	1214
Apr. 9	aL	Georgia (dual match)	413-389
Apr. 11	hW#	Auburn (dual match)	377-382
Apr. 11	hW#	Georgia State (dual match)	377-383
Apr. 11	hW#	Armstrong State (dual match)	377-394
Apr. 13-14	7th	Junior-Senior Collegiate, Alexander City, Ala.	788
Apr. 21-23	16th	Schenkel Intercollegiate, Statesboro, Ga.	n/a
Apr. 24	aL#	Auburn (dual match)	373-360
Apr. 24	nW#	South Alabama, Auburn, Ala. (dual match)	373-386
Apr. 28	nL#	South Carolina, Tryon, N.C. (dual match)	479-459
Apr. 28	nW#	Wofford, Tryon, N.C. (dual match)	479-487
May 1	aL	Georgia State (dual match), Peachtree City, Ga.	405-385
May 6	hL	Tennessee (dual match)	387-383

1972-73

na	21st/24	Seminole Classic, Tallahassee, Fla.	1161
Mar. 21-24	11th/45	Miami Invitational, Miami, Fla.	1259
Apr. 5-7	12th/22	Furman Invitational, Greenville, S.C.	780
Apr. 12-14	1st/8	Junior-Senior Collegiate, Alexander City, Ala.	775
Apr. 18	hW#	Sewanee (dual match)	401-433
Apr. 18	hL#	Georgia State (dual match)	401-389
Apr. 18	hW#	Tennessee-Chattanooga (dual match)	401-408
na	12th/22	Schenkel Intercollegiate, Statesboro, Ga.	910
na	hW	Mercer (dual match)	299-308
May 1	hL#	Auburn (dual match)	388-385
May 1	hW#	Georgia State (dual match)	388-390
May 12-13	4th/10	Sam Nunn Invitational, Perry, Ga.	601
May 14	nL	Auburn (dual match), Pine Mountain, Ga.	366-362

Home matches played at East Lake Golf Club

1973-74

Mar. 1-3	11th/22	FSU Invitational, Tallahassee, Fla.	904
Mar. 21-23	12th/13	Southeast Invitational, Dothan, Ala.	409-399-396 – 1204
Mar. 28-30	4th/22	Furman Intercollegiate, Greenville, S.C.	371-387 – 758
Apr. 2	hW#	West Georgia (dual match)	395-431
Apr. 2	hW#	Georgia State (dual match)	395-415
Apr. 2	hL#	Georgia (dual match)	395-377
Apr. 6	aL#	Georgia (dual match)	407-384
Apr. 6	nW#	Southern Tech (dual match), Athens, Ga.	407-496
Apr. 16	hL#	Auburn (dual match)	401-381
Apr. 16	hL#	St. Bernard (dual match)	401-386
Apr. 16	hW#	Mercer (dual match)	401-419
Apr. 12-13	9th/10	Junior-Senior Collegiate, Alexander City, Ala.	395-405 – 800
Apr. 20	aL	Auburn (dual match)	398-368
Apr. 26-28	20th/20	Chris Schenkel Intercollegiate, Statesboro, Ga.	1188
May 4	4th/7	Warner Robins Invitational, Perry, Ga.	308

Home matches played at East Lake Golf Club

YEAR-BY-YEAR RESULTS (SINCE 1947)

1974-75

Oct. 11-14	8th/12	Dixie Intercollegiate, Pine Mountain, Ga.	309-324-317 – 957
Mar. 1-2	17th/22	Seminole Invitational, Tallahassee, Fla.	309-308-314 – 931
Mar. 25-28	16th/18	Southeastern Intercollegiate, Dothan, Ala.	313-321-309 – 943
Apr. 3-5	12th/25	Furman Intercollegiate, Greenville, S.C.	309-314-306 – 929
Apr. 11-12	9th/10	Southern Junior-Senior Collegiate, Alexander City, Ala.	380-388 – 768
Apr. 25-27	19th/21	Chris Schenkel Intercollegiate, Statesboro, Ga.	373-372-380 – 1125
May 8-10	18th/20	Southern Intercollegiate, Athens, Ga.	312-298 – 610
May 16-18	11th/13	Southern Independent Collegiate, Pine Mountain, Ga.	308-313 – 621

1975-76

Feb. 27-29	17th/26	Seminole Invitational, Tallahassee, Fla.	310-307-307 – 924
Mar. 25-27	23rd/34	Furman Invitational, Greenville, S.C.	311-308-308 – 927
Apr. 2	hW	Georgia State (dual match)	320-238
Apr. 9-11	8th/10	Junior-Senior Invitational, Dadeville, Ala.)	375-378-392 – 1222
Apr. 15	hW	Georgia State (dual match)	332-338
Apr. 23-25	16th/18	Chris Schenkel Intercollegiate, Statesboro, Ga.	1135
May 8-9	4th/4	Governors Cup, Perry, Ga.	303
May 14-16	7th/11	Major Independent, Pine Mountain, Ga.	802
May 27-29	12th/25	Southern Intercollegiate, Athens, Ga.	901

Home matches played at East Lake Golf Club

1976-77

fall	19th/21	Dixie Classic, Columbus, Ga.	n/a
Mar. 4-6	20th/23	FSU Invitational, Tallahassee, Fla.	n/a
Mar. 24-26	21st/27	Furman Invitational, Greenville, S.C.	307-316-301 – 924
Apr. 8-10	10th/12	Junior-Senior Invitational, Dadeville, Ala.	374-386-397 – 1157
Apr. 22-24	14th/18	Chris Schenkel Intercollegiate, Statesboro, Ga.	299-290-298 – 887
May 3	hL	Georgia State (dual match), East Lake Golf Club	386-382
May 7	3rd/4	Governors Cup, Perry, Ga.	307
May 13-15	3rd/7	Metro 7 Tournament, Memphis, Tenn.	909
May 25-27	22nd/24	Southern Intercollegiate, Athens, Ga.	n/a

1977-78

Oct. 7-9	T18th/24	River City Intercollegiate, Memphis, Tenn.	923
Nov. ??	9th/20	Dixie Intercollegiate, Columbus, Ga.	899
Feb. 10-12	12th/15	Gator Invitational, Gainesville, Fla.	897
Feb. 24-26	14th/24	Seminole Invitational, Tallahassee, Fla.	313-310-318 – 941
Mar. 23-25	17th/24	Furman Invitational, Greenville, S.C.	309-312 – 621
Apr. 7-9	11th/15	Junior-Senior Invitational, Dadeville, Ala.	301-295-296 – 892
Apr. 21-23	20th/21	Chris Schenkel Invitational, Statesboro, Ga.	314-305-304 – 923
Apr. 27-29	22nd/24	Southern Intercollegiate, Athens, Ga.	320-309 – 629
May 12-14	5th/7	Metro 7 Tournament, Tallahassee, Fla.	302-301-311 – 914

Larry Mize competed in the NCAA Championship in Eugene, Ore., as an individual (77-79-81 – MC).

1978-79

Oct. 2-4	7th/8	Grandfather Mountain Intercollegiate, Linville, N.C.	320-319—639
Nov. 16-19	25th/33	Dixie Intercollegiate, Columbus, Ga.	306-318—624
Feb. 16-18	19th/22	Gator Invitational, Gainesville, Fla.	303-307-304—914
Mar. 2-4	20th/22	Seminole Invitational, Tallahassee, Fla.	303-314-303—920
Mar. 22-24	23rd/24	Furman Invitational, Greenville, S.C.	316-307—623
M.30-A.1	7th/13	Junior-Senior Championship, Dadeville, Ala.	298-294-301—893
Apr. 17-19	8th/8	ACC Championship, Greensboro, N.C.	389-391-390—1188
Apr. 27-29	17th/21	Chris Schenkel Invitational, Statesboro, Ga.	308-308-295—911

1979-80

Nov. 16-18	23rd/25	Dixie Intercollegiate, Columbus, Ga.	299-324—623
Feb. 21-24	20th/22	Gator Invitational, Gainesville, Fla.	310-299-292—901
F.28-M.2	17th/22	Seminole Invitational, Tallahassee, Fla.	301
Mar. 27-30	11th/16	Junior-Senior Championship, Dadeville, Ala.	293-297—590
Apr. 4-6	15th/21	Southeastern Invitational, Montgomery, Ala.	308-312-319—939
Apr. 18-20	8th/8	ACC Championship, Rocky Mount, N.C.	305-299-306—910
Apr. 25-27	21st/22	Chris Schenkel Invitational, Statesboro, Ga.	313-312-308—933

1980-81

Oct. 24-26	13th/18	Augusta College Invitational, Augusta, Ga.	310-318-324—952
Nov. 14-15	24th/28	Dixie Intercollegiate, Columbus, Ga.	317-303—620
Feb. 13-15	20th/23	Gator Invitational, Gainesville, Fla.	312-318-305—935
F.27-M.1	21st/21	Seminole Invitational, Tallahassee, Fla.	305-311-303—919
Mar. 27-29	10th/15	Junior-Senior Championship, Dadeville, Ala.	301-299-308—908
Apr. 3-5	20th/24	Southeastern Invitational, Montgomery, Ala.	307-304-310—921
Apr. 17-19	8th/8	ACC Championship, Rocky Mount, N.C.	318-323-311—952
Apr. 24-26	22nd/22	Chris Schenkel Invitational, Statesboro, Ga.	317-319-310—946

1981-82

Oct. 2-4	17th/18	Augusta College Invitational, Augusta, Ga.	324-313-321—958
Nov. 20-22	13th/18	Dixie Intercollegiate, Columbus, Ga.	324-304-315—943
Feb. 5-7	17th/18	Gator Invitational, Gainesville, Fla.	310-306-315—931
Feb. 26-28	22nd/23	Seminole Invitational, Tallahassee, Fla.	316-301-312—929
Mar. 26-28	14th/16	Junior-Senior Championship, Dadeville, Ala.	310-318-325—953
Apr. 2-4	25th/26	Southeastern Invitational, Montgomery, Ala.	321-336-318—975
Apr. 16-18	8th/8	ACC Championship, Rocky Mount, N.C.	311-313-319—943
Apr. 23-25	18th/18	Chris Schenkel Invitational, Statesboro, Ga.	316-297-315—928

1982-83

S.30-O.3	18th/18	Augusta College Invitational, Augusta, Ga.	315-304-307--929
spring	16th/19	Gator Invitational, Gainesville, Fla.	303-289-306—898
spring	17th/21	Seminole Invitational, Tallahassee, Fla.	310-311-312—933
spring	1st/24	Central Florida Intercollegiate, Orlando, Fla.	306-303-303-298—1210
spring	7th/26	Junior-Senior Championship, Dadeville, Ala.	291-300—591
spring	8th/12	Tar Heel Invitational, Chapel Hill, N.C.	296-292-300—888
Apr. 15-17	7th/8	ACC Championship, Rocky Mount, N.C.	303-292-305—900

1983-84

S.30-O.2	16th//18	Forest Hills Invitational, Augusta, Ga.	n/a
Oct. 13-15	8th/24	John Ryan Memorial, Durham, N.C.	312-302-292—906
fall	2nd/15	Shorter Invitational, Rome, Ga.	n/a
fall	1st/6	Kennesaw Invitational, Kennesaw, Ga.	n/a
fall	15th/24	Dixie Intercollegiate, Columbus, Ga.	n/a
Jan. 28-30	3rd/24	Hall of Fame Invitational, Tampa, Fla.	304-301-298—903
Feb. 17-19	5th/21	Gator Invitational, Gainesville, Fla.	279-290-284—853
Mar. 2-4	T8th/21	Florida Southern/ImperiaLakes Classic, Lakeland, Fla.	290-287-290—867
Mar. 23-25	15th/24	Iron Duke Classic, Durham, N.C.	306-302-306—914
Apr. 5-7	7th/21	Furman Intercollegiate, Durham, N.C.	303-305-301—909
Apr. 13-15	6th/12	Tar Heel Invitational, Chapel Hill, N.C.	290-301-296—887
Apr. 20-22	5th/8	ACC Championship, Pinehurst, N.C.	292-307-317—916
Apr. 27-29	17th/18	Chris Schenkel Invitational, Statesboro, Ga.	294-305-293—892
May 17-19	12th/21	Southern Intercollegiate, Athens, Ga.	298-288-294—880

1984-85

Sept. 28-30	6th/18	Forest Hills Invitational, Augusta, Ga.	303-300-308—911
Oct. 5-7	4th/24	MacGregor Invitational, Pickens, S.C.	296-293-301—890
Oct. 16-17	3rd/14	Shorter Invitational, Rome, Ga.	*286-299—585
Oct. 18-20	5th/24	John Ryan Memorial, Durham, N.C.	286-285-297—868
Nov. 2-4	2nd/28	Dixie Intercollegiate, Columbus, Ga.	291-293-290—874
Dec. 17-19	1st/16	Gator Bowl Invitational, Jacksonville, Fla.	291-294-319—904
Jan. 26-28	3rd/24	Hall of Fame Invitational, Tampa, Fla.	315-291-293—899
Feb. 15-17	2nd/24	Hilton Head Invitational, Hilton Head, S.C.	302-295-293—890
Mar. 1-3	14th/21	Florida Southern/ImperiaLakes Classic, Lakeland, Fla.)	297-284-295—876
Mar. 29-31	1st/24	Iron Duke Classic, Durham, N.C.	296-287-288—871
Apr. 4-6	5th/24	Furman Intercollegiate, Greenville, S.C.	293-305-295—893
Apr. 19-21	1st/8	ACC Championship, Greensboro, N.C.	281-280-282—843
Apr. 26-28	9th/18	Chris Schenkel Intercollegiate, Statesboro, Ga.	289-279-290—858
May 2-4	1st/20	Southern Intercollegiate, Athens, Ga.	282-278-279—839
May 22-25	12th/30	NCAA Championship, Haines City, Fla.	300-300-300-301—1201

**B-team competed*

1985-86

Sept. 5-7	7th/18	Honda Collegiate Fall Classic, Coral Springs, Fla.	291-301-298—890
Sept. 27-29	5th/16	Grandfather Mountain Invitational, Linville, N.C.	401-383-384—1168
Oct, 11-12	4th/26	John Ryan Memorial, Durham, N.C.	289-289—578
Feb. 7-9	2nd/18	Miami National Collegiate, Miami, Fla.	305-293-300—898
Feb. 15-16	1st/18	Hilton Head Intercollegiate, Hilton Head, S.C.	295-297—592
F.28-M.1	4th/21	Florida Southern/ImperiaLakes Classic, Lakeland, Fla.	283-300-295—878
Mar. 28-30	1st/23	Iron Duke Classic, Durham, N.C.	283-278-293—854
Apr. 3-5	3rd/23	Furman Intercollegiate, Greenville, S.C.	288-282-288—858
Apr. 18-20	2nd/8	ACC Championship, Greensboro, N.C.	289-287-291—867
Apr. 25-27	4th/18	Chris Schenkel Intercollegiate, Statesboro, Ga.	289-278-282—849
May 28-31	13th/31	NCAA Championship, Advance, N.C.	296-294-298-292—1180

1986-87

fall	3rd/12	U.S.-Japan Friendship, Fukushima Prefecture, Japan	287-298-288—873
fall	1st/23	John Ryan Memorial, Durham, N.C.	287-298—587
fall	1st/18	Dixie Intercollegiate, Columbus, Ga.	294-282-292—868
fall	12th/14	Golf World/Palmetto Dunes Collegiate, Hilton Head, S.C.	298-302-294—894
Feb. 6-8	9th/18	Miami/Doral Park National, Miami, Fla.	293-312-310—915
Mar. 6-8	3rd/21	Florida Southern/ImperiaLakes Classic, Lakeland, Fla.	298-290—588
Mar. 27-29	1st/23	Iron Duke Classic, Durham, N.C.	289-284-294—867
Apr. 2-4	1st/21	Furman Intercollegiate, Greenville, S.C.	289-300—589
Apr. 17-19	2nd/8	ACC Championship, Greensboro, N.C.	286-292-290—868
Apr. 24-26	4th/18	Chris Schenkel Intercollegiate, Statesboro, Ga.	286-284-293—863
May 29-30	8th/12	Oak Tree Intercollegiate, Edmund, Okla.	285-280-297—862
June 10-13	22nd/33	NCAA Championship, Columbus, Ohio	302-310-298-304—1214

1987-88

Sept. 21-22	4th/18	Guilford Invitational, Greensboro, N.C.	301-293—594
Oct. 5-7	8th/24	Southwestern Intercollegiate, Westlake, Calif.	295-305-289—889
Nov. 7-8	5th/9	Southern Intercollegiate Fall Classic, Athens, Ga.	293-296-299—888
na	14th/17	Golf World/Palmetto Dunes Collegiate, Hilton Head, S.C.	288-308-298—894
Jan. 25-26	2nd/16	Bill Bell Memorial, Tucson, Ariz.	299-289-283—871
Feb. 5-7	3rd/18	Miami/Doral Park National, Miami, Fla.	282-301-311—894
Mar. 4-6	1st/21	Florida Southern/ImperiaLakes Classic, Lakeland, Fla.	284-278-283—845
Mar. 25-27	2nd/23	Iron Duke Classic, Durham, N.C.	288-297-304—889
M.31-A.2	4th/23	Furman Intercollegiate, Greenville, S.C.	298-290-290—878
Apr. 15-17	5th/8	ACC Championship, Greensboro, N.C.	297-302-303—902
Apr. 22-24	6th/18	Chris Schenkel Invitational, Statesboro, Ga.	293-286-288—867
May 25-28	7th/32	NCAA Championship, Westlake, Calif.	301-289-296-298—1184

YEAR-BY-YEAR RESULTS (SINCE 1947)

1988-89

Oct. 2-4	2nd/12	Tennessee Tournament of Champions (Knoxville, Tenn.)	286-297-299—882
Oct. 10-11	10th/12	Taylor Made Red River Classic (Dallas, Texas)	293-299-289—881
Nov. 5-6	1st/10	Southern Intercollegiate Fall Classic (Athens, Ga.)	295-295-287—877
Nov. 17-19	12th/18	Golf World/Palmetto Dunes Collegiate (Hilton Head, S.C.)	291-300-291—882
Feb. 1-3	5th/21	PING Arizona Intercollegiate (Tucson, Ariz.)	301-304-298—903
Feb. 17-19	10th/18	Taylor Made/Doral Park National (Miami, Fla.)	309-293-287—889
Mar. 1-3	8th/24	Florida Southern/ImperiaLakes Classic (Lakeland, Fla.)	293-279-290—862
Mar.24-26	5th/12	Wofford College Invitational (Spartanburg, S.C.)	306-284-299—889
M.31-A.2	5th/22	Furman Intercollegiate (Greenville, S.C.)	301-295-285—881
Apr. 14-16	2nd/8	ACC Championship (Rocky Mount, N.C.)	285-295-294—974
Apr. 21-23	8th/18	Chris Schenkel Invitational (Statesboro, Ga.)	293-291-287—871
May 25-27	2nd/19	NCAA East Regional (North Myrtle Beach, S.C.)	299-291-288—878
June 7-10	MC/30	NCAA Championship (Edmond, Okla.)	295-298—593

1989-90

fall	4th/13	U.S.-Japan Friendship, Fukushima Prefecture, Japan	301-305-291—897
Oct. 20-22	2nd/15	Carpet Capital Collegiate, Rocky Face, Ga.	382-370-377—1129
Nov. 11-12	1st/18	Southern Intercollegiate Fall Classic, Athens, Ga.	283-282-282—847
fall	15th/18	Golf World/Palmetto Dunes Collegiate, Hilton Head, S.C.	304-309-293—906
Feb. 5-6	5th/18	PING Arizona Intercollegiate, Tucson, Ariz.	291-294-286—871
Feb. 23-24	3rd/18	Taylor Made/Doral Park National, Miami, Fla.	297-309-292—898
Mar. 2-4	2nd/24	Florida Southern/ImperiaLakes Classic, Lakeland, Fla.	279-287-294—860
M.30-A.1	1st/22	Furman Intercollegiate, Greenville, S.C.	295-292-278—865
Apr. 6-7	4th/12	The American at MacGregor Downs, Cary, N.C.	283-297-303—883
Apr. 20-22	5th/8	ACC Championship, Rocky Mount, N.C.	297-289-298—884
May 11-13	2nd/17	Cavalier Classic, Charlottesville, Va.	287-290-301—878
May 24-26	2nd/23	NCAA East Regional, Savannah, Ga.	284-280-287—851
June 6-9	11th/30	NCAA Championship, Tarpon Springs, Fla.	292-288-304-289—1173

1990-91

Sept. 21-23	2nd/18	Carpet Capital Collegiate, Rocky Face, Ga.	279-302-297—878
Oct. 1-2	2nd/15	PING/Golfweek Preview Classic, Pebble Beach, Calif.	296-290-287—873
Oct. 15-16	4th/12	Taylor Made Red River Classic, Dallas, Texas	288-284-288—860
Nov. 10-11	1st/15	Southern Intercollegiate Fall Classic, Athens, Ga.	296-302-281—879
Nov. 16-18	5th/18	Golf World/Palmetto Dunes Collegiate, Hilton Head, S.C.	282-290-292—864
Jan. 28-29	6th/18	PING Arizona Intercollegiate, Tucson, Ariz.	290-291-313—894
Feb. 22-24	3rd/18	Taylor Made/Doral Park National, Miami, Fla.	293-297-289—879
Mar. 15-17	14th/16	Golf Digest Collegiate, The Woodlands, Texas	294-302-300—896
Mar. 29-31	3rd/24	Furman Intercollegiate, Greenville, S.C.	292-288—580
Apr. 12-13	3rd/12	PING/American Intercollegiate, Chapel Hill, N.C.	304-287-299—890
Apr. 26-28	1st/17	Sheraton Cavalier Classic, Charlottesville, Va.	292-290-281—863
May 17-18	1st/8	ACC Championship, Rocky Mount, N.C.	279-286—565
May 23-25	1st/23	NCAA East Regional, New Haven, Conn.	287-274-291—852
June 5-8	6th/30	NCAA Championship, Pebble Beach, Calif.	303-292-302-291—1188

1991-92

Sept. 21-22	1st/18	Carpet Capital Collegiate, Rocky Face, Ga.	289-276-278—843
Oct. 7-8	3rd/15	PING/Golfweek Preview Classic, Albuquerque, N.M.	283-289-286—858
Nov. 3-5	7th/12	LSU National Invitational, New Orleans, La.	308-304-299—911
Nov. 15-17	2nd/18	Golf World/Palmetto Dunes Collegiate, Hilton Head, S.C.	289-286-295-870
F.28-M.1	3rd/18	Miami National Collegiate, Miami Lakes, Fla.	294-285-294—873
Mar. 13-15	7th/15	Golf Digest Collegiate, The Woodlands, Texas	298-299-294—891
Mar. 27-29	7th/22	Furman Intercollegiate, Greenville, S.C.	300-301-294—895
Apr. 11-12	1st/12	PING-American Airlines Collegiate, Cary, N.C.	282-289-296—867
Apr. 24-26	1st/18	Cavalier Classic, Charlottesville, Va.	289-294-285—868
May 15-17	1st/9	ACC Championship, Rocky Mount, N.C.	289-274-279—842
May 21-23	3rd/22	NCAA East Regional, Hamilton, N.Y.	301-286-291—878
June 3-6	5th/30	NCAA Championship, Albuquerque, N.M.	289-294-284-284—1151

1992-93

Oct. 25-27	6th/12	Jerry Pate National Collegiate, Birmingham, Ala.	309-294-295—898
Nov. 13-15	4th/18	Golf World/Palmetto Dunes Collegiate, Hilton Head, S.C.	290-292-282—864
Dec. 1-2	4th/15	UNLV Rebel Classic, Las Vegas, Nev.	286-295-285—866
Feb. 12-14	1st/15	American University Collegiate, Rio Grande, Puerto Rico	286-294-290—870
Mar. 1-2	1st/16	PING Arizona Collegiate, Tucson, Ariz.	287-281-289—857
Mar. 12-14	3rd/15	Golf Digest Collegiate, The Woodlands, Texas	309-292—601
Apr. 3-4	2nd/16	Carpet Capital Collegiate, Rocky Face, Ga.	288-291—579
Apr. 10-11	5th/12	PING Intercollegiate, Cary, N.C.	290-296-292—878
Apr. 16-18	1st/9	ACC Championship, Rocky Mount, N.C.	282-288-283—853
Apr. 23-25	1st/18	Cavalier Classic, Charlottesville, Va.	294-290-291—875
May 15-16	1st/12	The Maxwell, Ardmore, Okla.	278-276-288—842
May 19-21	5th/22	NCAA East Regional, Charlottesville, Va.	285-298-284—867
June 2-5	2nd/30	NCAA Championship, Lexington, Ky.	288-293-278-287—1146

1993-94

Oct. 2-3	15th/18	PING/Golfweek Preview Invitational, McKinney, Texas	306-299-295—900
Oct. 11-12	3rd/15	Taylor Made/Red River Classic, Dallas, Texas	294-281-280—855
Oct. 25-26	11th/12	Jerry Pate National Collegiate, Birmingham, Ala.	300-304-297—901
Nov. 12-14	8th/18	Golf World/Palmetto Dunes Collegiate, Hilton Head, S.C.	285-292-292—869
Feb. 13-15	2nd/15	NCAA Puerto Rico Challenge, Rio Grande, Puerto Rico	303-290-286—879
Mar. 11-13	5th/15	Golf Digest Collegiate, The Woodlands, Texas	301-297-290—888
Mar. 21-22	8th/11	Morris Williams Intercollegiate, Austin, Texas	304-292-303—899
Apr. 1-3	1st/16	Carpet Capital Collegiate, Rocky Face, Ga.	288-291-301—880
Apr. 9-10	4th/12	PING Intercollegiate, Cary, N.C.	290-285-303—878
Apr. 15-17	1st/9	ACC Championship, Rocky Mount, N.C.	286-287-291—864
A.29-M.1	1st/15	Cavalier Classic, Charlottesville, Va.	279-284-296—859
May 14-15	5th/15	The Maxwell, Ardmore, Okla.	296-291-284—871
May 19-21	3rd/23	NCAA East Regional, Opelika, Ala.	300-292-284—876
June 1-4	6th/30	NCAA Championship, McKinney, Texas	296-274-277-298—1145

1994-95

Sept. 23-24	2nd/18	PING/Golfweek Preview Classic, Columbus, Ohio	290-293—583
Oct. 11-13	4th/12	U.S.-Japan Intercollegiate, Fukushima Prefecture, Japan	296-293-291—880
Oct. 24-25	3rd/12	Jerry Pate National Collegiate, Birmingham, Ala.	294-289-291—874
Nov. 11-13	4th/18	Golf World/Palmetto Dunes Collegiate, Hilton Head, S.C.	283-291-294—868
Feb. 12-14	2nd/15	NCAA Puerto Rico Challenge, Rio Grande, Puerto Rico	280-294-293—867
Mar. 10-12	8th/18	Golf Digest Collegiate, The Woodlands, Texas	291-304-298—893
Mar. 20-21	4th/9	Morris Williams Intercollegiate, Austin, Texas	292-291-294—877
Mar. 29	W	Stanford (dual match), Druid Hills GC, Atlanta, Ga.	3.5-1.5
M.31-A.2	1st/15	Carpet Capital Collegiate, Rocky Face, Ga.	295-278-303—876
Apr. 8-9	4th/12	PING Intercollegiate, Cary, N.C.	283-300-291—874
Apr. 14-16	2nd/9	ACC Championship, New London, N.C.	291-286-285—862
May 13-14	2nd/13	The Maxwell, Ardmore, Okla.	289-285-289—863
May 18-20	7th/21	NCAA East Regional, Hamilton, N.Y.	293-295-298—886
M.31-J.3	MC/30	NCAA Championship, Columbus, Ohio	304-302—606

1995-96

Sept. 23-24	7th/12	Keswick Club Cavalier Classic, Charlottesville, Va.	292-299-294—885
S.30-O.2	9th/15	Tennessee Tournament of Champions, Knoxville, Tenn.	300-283-296—879
Oct. 16-17	17th/17	Taylor Made/Red River Classic, Dallas, Texas	292-306-299—897
Oct. 22-24	8th/12	Jerry Pate National Collegiate, Birmingham, Ala.	308-298-295—901
Feb. 5-6	13th/15	PING Arizona Collegiate, Tucson, Ariz.	291-296-318—905
Feb. 16-18	11th/15	Puerto Rico Golf Classic, Rio Grande, Puerto Rico	309-294-308—911
Mar. 1-3	12th/21	Matlock Collegiate Classic, Mulberry, Fla.	289-299—588
Mar. 22-24	7th/25	Furman Invitational, Greenville, S.C.	306-307-298—911
Mar. 29-31	10th/15	Carpet Capital Collegiate, Rocky Face, Ga.	292-294-313—899
Apr. 5-6	12th/12	PING Intercollegiate, Cary, N.C.	292-298-304—894
Apr. 19-21	9th/9	ACC Championship, New London, N.C.	299-293-301—893
Apr. 26-27	3rd/16	Centex Homes Palmetto Classic, Charleston, S.C.	314-290—609

1996-97

Sept. 12-14	3rd/20	William H. Tucker Invitational, Albuquerque, N.M.	286-292-281—859
Sept. 21-22	6th/14	Keswick Club Cavalier Classic, Charlottesville, Va.	292-296-285—873
fall	t5th/15	Tennessee Tournament of Champions, Knoxville, Tenn.	295-284-286—865
Oct. 14-15	t12th/17	Taylor Made Red River Classic, Dallas, Texas	289-281-290—860
Oct. 20-21	4th/15	Duke Golf Classic, Durham, N.C.	307-289-297—893
Oct. 28-29	4th/12	C.C. of Louisiana Intercollegiate, Baton Rouge, La.	285-289-296—870
Feb. 3-4	6th/16	PING Arizona Collegiate, Tucson, Ariz.	297-290-296—883
Feb. 24-25	t6th/14	Puerto Rico Golf Classic, Rio Grande, Puerto Rico	307-293-285—885
Feb. 28-30	2nd/28	Furman Intercollegiate, Greenville, S.C.	284-288-291—863
Apr. 4-6	14th/18	Carpet Capital Collegiate, Rocky Face, Ga.	299-310-301—910
Apr. 18-20	8th/9	ACC Championship, Fayetteville, Ga.	306-307-294—907
May 8-9	4th/10	Liberty University Golf Classic, Pen Hook, Va.	301-292—593

Matt Kuchar competed in the NCAA East Regional in Hot Springs, Va. (68-74-74 – t6) and NCAA Championship in Lake Forest, Ill. (77-76 – MC) as an individual.

1997-98

Sept. 19-20	1st/23	William H. Tucker Invitational, Albuquerque, N.M.	281-280—561
Sept. 29-30	7th/15	Tennessee Tournament of Champions, Knoxville, Tenn.	289-290-300—879
Oct. 19-20	3rd/15	Duke Golf Classic, Durham, N.C.	303-288—591
Oct. 27-28	2nd/13	C.C. of Louisiana Intercollegiate, Baton Rouge, La.	289-291-289—869
Nov. 7-9	2nd/17	The Nelson, Stanford, Calif.	290-286-285—861
Feb. 1-3	t5th/20	PING Arizona Intercollegiate, Tucson, Ariz.	286-295-285—866
Feb. 13-15	4th/25	Waikoloa Intercollegiate, Waikoloa, Hawaii	290-285-295—870
Feb. 23-24	2nd/15	Puerto Rico Golf Classic, Rio Grande, Puerto Rico	290-292-295—877
Mar. 23-24	3rd/12	Cuscowilla Intercollegiate, Eatonton, Ga.	281-286-287—854
Apr. 3-5	2nd/18	Carpet Capital Collegiate, Rocky Face, Ga.	287-289-289—865
Apr. 17-19	2nd/9	ACC Championship, New London, N.C.	283-285-275—843
May 14-16	1st/23	NCAA East Regional, Daufuskie Island, S.C.	284-275-276—835
May 27-30	3rd/30	NCAA Championship, Albuquerque, N.M.	281-277-286-278—1122

1998-99

Sept. 12-13	2nd/14	Ridges Intercollegiate, Johnson City, Tenn.	280-283-286—849
Sept. 28-29	9th/15	PING/Golfweek Preview Invitational, Chaska, Minn.	313-297-295—905
Oct. 12-13	5th/15	Taylor Made Red River Classic, Dallas, Texas	278-285-283—846
Oct. 18-19	3rd/15	Duke Golf Classic, Durham, N.C.	295-286-289—870
Nov. 6-8	5th/18	Golf World/Palmetto Dunes Collegiate, Hilton Head, S.C.	289-285-295—869
Feb. 11-13	1st/23	Taylor Made/Waikoloa Intercollegiate, Waikoloa, Hawaii	270-310-303—893
Feb. 21-23	2nd/18	San Juan Shoot-Out, Rio Grande, Puerto Rico	281-278-275—834
Mar. 12-14	5th/15	Golf Digest Collegiate, Las Vegas, Nev.	292-288-290—870
Mar. 27-28	9th/15	Schenkel E-Z-Go Invitational, Statesboro, Ga.	296-293-301—890
Apr. 2-3	2nd/18	Carpet Capital Collegiate, Rocky Face, Ga.	281-285-294—860
Apr. 16-18	1st/9	ACC Championship, New London, N.C.	287-291-285—863
May 20-22	1st/23	NCAA East Regional, Providence, R.I.	283-280-282—845
June 2-5	MC/30	NCAA Championship, Chaska, Minn.	314-312—626

1999-2000

Sept. 19-21	4th/18	PING/Golfweek Preview Invitational, Opelika, Ala.	290-291-283—864
Oct. 1-3	1st/15	Carpet Capital Collegiate, Rocky Face, Ga.	279-288-283—850
Oct. 17-18	4th/15	Iron Duke Golf Classic, Durham, N.C.	298-299—597
Nov. 5-7	2nd/18	Golf World/Palmetto Dunes Collegiate, Hilton Head, S.C.	281-273-287—841
Feb. 17-19	1st/24	Taylor Made/Waikoloa Intercollegiate, Waikoloa, Hawaii	281-279-295—855
Feb. 27-29	1st/15	San Juan Shoot-Out, Rio Grande, Puerto Rico	284-282-287—853
Mar. 10-12	t4th/14	Las Vegas Intercollegiate, Las Vegas, Nev.	274-288-287—849
Apr. 7-9	1st/12	Compaq U.S. Collegiate Championship, Los Cabos, Mexico	288-275-275—838
Apr. 21-23	2nd/9	ACC Championship, New London, N.C.	287-288-286—861
May 18-20	3rd/27	NCAA East Regional, Moosic, Pa.	297-296-291—884
M.31-J.3	2nd/30	NCAA Championship, Opelika, Ala.	280-282-278-276—1116

Ended year No. 1 in Golfweek rankings, No. 1 MasterCard CGF

YEAR-BY-YEAR RESULTS (SINCE 1947)

2000-01

Sept. 25-26	11th/16	PING/Golfweek Preview Invitational, Durham, N.C.	300-298—598
Oct. 6-8	1st/15	Carpet Capital Collegiate, Rocky Face, Ga.	286-280-304—870
Oct. 16-17	3rd/12	Jerry Pate National Intercollegiate, Birmingham, Ala.	282-271-282—835
Nov. 3-5	2nd/18	Golf World/Palmetto Dunes Collegiate, Hilton Head, S.C.	278-272-279—829
Nov. 10-12	2nd/8	CGF National Intercollegiate Match Play, Estero, Fla.	2-1, lost in finals
		*(d. Texas, *2.5-2.5; d. Georgia, 3-2; l. Arizona, 3-2)*	
Feb. 15-17	t8th/24	Taylor Made/Waikoloa Intercollegiate, Waikoloa, Hawaii	321-320-282—923
Feb. 25-27	1st/15	Puerto Rico Classic, Rio Grande, Puerto Rico	296-283-282—861
Mar. 9-11	1st/15	Las Vegas Intercollegiate, Las Vegas, Nev.	292-279-273—844
Mar. 26	1st/15	Morris Williams Intercollegiate, Austin, Texas	281-291—572
Apr. 6-8	2nd/12	Ford U.S. Collegiate Championship, Puerto Vallarta, Mexico	289-282-301—872
Apr. 20-22	1st/9	ACC Championship, Lake Buena Vista, Fla.	280-285-280—845
May 17-19	7th/27	NCAA East Regional, Williamsburg, Va.	285-279-282—846
M.30-J.2	4th/30	NCAA Championship, Durham, N.C.	289-292-282-285—1148

**won tiebreaker; Ended year No. 2 in Golfweek rankings, No. 2 in MasterCard CGF, No. 2 in Golfstat*

2001-02

Sept. 28-30	10th/15	PING/Golfweek Preview Invitational, Columbus, Ohio	294-296-300—890
Oct. 5-7	1st/15	Carpet Capital Collegiate, Rocky Face, Ga.	280-282-296—858
Oct. 15-16	5th/12	Jerry Pate National Intercollegiate, Birmingham, Ala.	289-280-299—868
Nov. 9-11	1st/15	Long Cove Invitational, Hilton Head, S.C.	297-278-280—855
Feb. 13-15	1st/24	Taylor Made/Waikoloa Intercollegiate, Waikoloa, Hawaii	281-285-294—860
Feb. 24-26	1st/15	Puerto Rico Classic, Rio Grande, Puerto Rico	275-275-279—829
Mar. 8-10	1st/16	Las Vegas Collegiate, Las Vegas, Nev.	287-276-281—844
Apr. 5-7	5th/10	PING/U.S. Collegiate Championship, Tucson, Ariz.	282-300-289—871
Apr. 19-21	1st/9	ACC Championship, New London, N.C.	271-284-282—837
May 16-18	t1st/27	NCAA East Regional, Roswell, Ga.	291-287-298—876
M.29-J.1	2nd/30	NCAA Championship, Columbus, Ohio	277-286-290-285—1138

Ended year No. 1 in Golfweek rankings, No. 1 in Golfstat; set school record with seven victories

2002-03

Sept. 27-29	15th/18	Carpet Capital Collegiate, Rocky Face, Ga.	304-284-296—884
Oct. 7-8	t11th/15	PING/Golfweek Preview Invitational, Stillwater, Okla.	307-307-302—916
Oct. 13-14	t6th/12	Jerry Pate National Intercollegiate, Birmingham, Ala.	286-279—565
Oct. 25-27	3rd/18	The Nelson, Stanford, Calif.	283-282-287—852
Feb. 12-14	6th/26	Taylor Made/Waikoloa Intercollegiate, Waikoloa, Hawaii	288-280-286—854
Feb. 23-25	7th/18	Puerto Rico Classic, Rio Grande, Puerto Rico	301-289-292—882
Mar. 7-9	11th/15	Toyota Collegiate Championship, Las Vegas, Nev.	289-288-296—873
Mar. 17-18	8th/18	Morris Williams Intercollegiate, Austin, Texas	297-290-286—873
Apr. 5-8	6th/18	Augusta State Invitational, Augusta, Ga.	290-272-290—842
Apr. 18-20	4th/9	ACC Championship, New London, N.C.	305-287-289—881
May 15-17	2nd/27	NCAA East Regional, Auburn, Ala.	281-286-281—848
May 27-30	t11th/30	NCAA Championship, Stillwater, Okla.	310-306-302-300—1218

Ended year No. 12 in Golfweek rankings, No. 13 in Golfstat

2003-04

Sept. 13-14	9th/18	Bank of Tennessee at the Ridges, Jonesborough, Tenn.	293-288-302 — 883
Sept. 22-23	2nd/15	PING/Golfweek Preview Invitational, Hot Springs, Va.	297-276 — 573
Oct. 3-5	5th/18	Carpet Capital Collegiate, Rocky Face, Ga.	296-284-284 — 864
Oct. 13-14	8th/12	Jerry Pate National Intercollegiate, Birmingham, Ala.	284-282-280 — 846
Oct. 20-21	1st/15	Gary Koch/Cleveland Golf Intercollegiate, Tampa, Fla.	272-283-287 — 284
Nov. 7-9	3rd/16	Hooters Collegiate Match Play, Myrtle Beach, S.C.	3-1, lost in semis
		(d. Southern California, 3-2; d. Georgia 3-2; lost to Florida, 3-1-1; d. Oklahoma State, 2-2-1)*	
Feb. 11-13	1st/21	Taylor Made/Waikoloa Intercollegiate, Waikoloa, Hawaii	272-291-287 — 841
Feb. 22-24	t8th/18	Puerto Rico Classic, Rio Grande, Puerto Rico	296-299-285 — 880
Mar. 12-14	t6th/15	Southern Highlands Collegiate, Las Vegas, Nev.	291-286-294 — 871
Mar. 22-23	3rd/15	Western Intercollegiate, Santa Cruz, Calif.	284-278-283 — 855
Mar. 28-30	t5th/12	Atlanta Intercollegiate, Stockbridge, Ga.	293-278-291 — 862
Apr. 16-18	3rd/9	ACC Championship, New London, N.C.	290-284-274 — 848
May 20-22	t3rd/27	NCAA East Regional, New Haven, Conn.	291-288-285 — 864
June 1-4	t5th/30	NCAA Championship, Hot Springs, Va.	289-285-287-290 — 1151

**won playoff; Ended year No. 6 in Golfweek rankings, No. 5 in Golfstat*

2004-05

Sept. 26-27	2nd/15	PING/Golfweek Preview Invitational, Owings Mills, Md.	284-285-285 — 852
Oct. 11-12	2nd/12	Jerry Pate National Intercollegiate, Birmingham, Ala.	273-279-277 — 829
Oct. 25-26	3rd/16	Isleworth Collegiate Invitational, Windermere, Fla.	296-283-295 — 874
Nov. 5-7	3rd/18	Carpet Capital Collegiate, Rocky Face, Ga.	299-296-288 — 883
Nov. 14-16	2nd/16	Hooters Collegiate Match Play, Howey-in-the-Hills, Fla.	3-1, lost in finals
		(d. Penn State, 3-2; d. Arizona, 4-1; d. Texas, 3-0-2; lost to Oklahoma St., 4-0-1)	
Feb. 9-11	2nd/20	Taylor Made/Waikoloa Intercollegiate, Waikoloa, Hawaii	274-272-262 — 808
F.27-M.1	1st/18	Puerto Rico Classic, Rio Grande, Puerto Rico	280-278-287 — 845
Mar. 11-13	6th/15	Southern Highlands Collegiate, Las Vegas, Nev.	297-283-297 — 877
Mar. 21-22	4th/16	Oregon Duck Invitational, Eugene, Ore.	291-281-295 — 867
Mar. 27-29	6th/15	Hootie at Bulls Bay Intercollegiate, Awendaw, S.C.	290-297-293 — 880
Apr. 15-17	2nd/10	ACC Championship, New London, N.C.	293-290-286 — 869
May 19-21	t6th/27	NCAA East Regional, Kingston Springs, Tenn.	285-283-279 — 847
June 1-4	2nd/30	NCAA Championship, Owings Mills, Md.	288-281-295-282 — 1146

Ended year No. 3 in Golfweek rankings, No. 3 in Golfstat

2005-06

Sept. 26-28	2nd/15	PING/Golfweek Preview, Sunriver, Ore.	294-284-282 — 860
Oct. 10-11	1st/12	Jerry Pate National Intercollegiate, Birmingham, Ala.	274-278-276 — 828
Oct. 23-25	3rd/118	Isleworth-UCF Invitational, Windermere, Fla.	290-294-310 — 894
Nov. 4-6	4th/18	Carpet Capital Collegiate, Rocky Face, Ga.	305-275-287 — 867
Nov. 14-16	2nd/16	Hooters Collegiate Match Play, Howey-in-the-Hills, Fla.	3-2, lost in finals
		(d. Missouri, 5-0; d. Arizona State, 3-1-1; d. Stanford, 3-1-1; lost to Georgia, 3-2)	
Feb. 8-10	1st/21	UH-Hilo Intercollegiate, Waikoloa, Hawaii	268-279-278 — 825
Feb. 26-28	15th/18	Puerto Rico Coassic, Rio Grande, Puerto Rico	288-298-300 — 886
Mar. 10-12	9th/15	Southern Highlands Collegiate, Las Vegas, Nev.	297-296-318 — 911
Mar. 24	W	Univ. of the Pacific (dual match), Santa Cruz, Calif.	7-1
Apr. 3-4	t10th/15	Morris Williams Collegiate, Austin, Tex.	286-300-299 — 885
Apr. 10-11	t4th/13	United States Collegiate Championship, Alpharetta, Ga.	290-298-288 — 876
Apr. 21-23	t1st/11	ACC Championship, New London, N.C.	276-267-290 — 833
May 18-20	t3rd/27	NCAA East Regional, Chardon, Ohio	295-288-284 — 867
M.31-J.3	MC/30	NCAA Championship, Sunriver, Ore.	301-294-296 — 891

Ended year No. 4 in Golfweek rankings, No. 5 in Golfstat

2006-07

Sept. 15-17	t3rd/18	Carpet Capital Collegiate, Rocky Face, Ga.	289-287-278 — 854
Sept. 24-25	6th/12	Olympia Fields/Fighting Illini Invitational, Olympia Fields, Ill.	293-296-288 — 877
Oct. 2-4	t9th/15	PING/Golfweek Preview, Williamsburg, Va.	288-297-278 — 863
Oct. 22-24	12th/18	Isleworth-UCF Invitational, Windermere, Fla.	298-297-308 — 903
Feb. 7-9	4th/18	UH-Hilo Intercollegiate, Waikoloa, Hawaii	272-265-281 — 818
Feb. 25-27	8th/18	Puerto Rico Coassic, Rio Grande, Puerto Rico	287-287-291 — 865
Mar. 9-11	t8th/15	Southern Highlands Collegiate, Las Vegas, Nev.	286-307-303 — 896
Mar. 24	W	Georgia State (dual match), Williamsburg, Va.	279-286
Apr. 9-11	t4th/15	United States Collegiate Championship, Alpharetta, Ga.	292-306-298 — 896
Apr. 20-22	t1st/11	ACC Championship, New London, N.C.	287-283-284 — 854
May 17-19	t2nd/27	NCAA East Regional, Alpharetta, Ga.	284-294-289 — 867
M.30-J.2	8th/30	NCAA Championship, Williamsburg, Va.	288-275-280-288 — 1131

Ended year No. 9 in Golfweek rankings, No. 9 in Golfstat

2007-08

Sept. 14-16	3rd/18	Carpet Capital Collegiate, Rocky Face, Ga.	296-290-284 — 870
Oct. 7-9	3rd/13	Brickyard Collegiate, Macon, Ga)	283-278-280 — 841
Oct. 21-23	6th/18	Isleworth-UCF Collegiate Invitational, Windermere, Fla.	293-288-288 — 869
Oct. 28-30	2nd/16	Callaway Golf Collegiate Match Play, Greensboro, Ga.	3-1, lost in finals
		(d. Texas, 4-1; d. Georgia, 3-2; d. South Carolina, 3-2; lost to UCLA, 4-1)	
Feb. 6-8	4th/18	UH-Hilo Intercollegiate, Waikoloa, Hawaii	275-272-27 — 824
F.29-M.2	7th/15	Puerto Rico Classic, Rio Grande, Puerto Rico	296-288-287 — 871
Mar. 7-9	t10th/15	Southern Highlands Collegiate, Las Vegas, Nev.	297-295-305 — 897
Mar. 24-26	4th/15	United States Collegiate Championship, Alpharetta, Ga.	296-290-289 — 875
Apr. 4-6	t6th/18	Augusta State Invitational, Augusta, Ga.	288-289 — 577
Apr. 18-20	4th/11	ACC Championship, New London, N.C.	287-285-275 — 847
May 15-17	15th/27	NCAA Central Regional, Columbus, Ohio	307-299-302 — 908

Ended year No. 9 in Golfweek rankings, No. 8 in Golfstat

2008-09

Sept. 12-14	11th/18	Carpet Capital Collegiate, Rocky Face, Ga.	299-295-286 — 880
Sept.26-28	t7th/15	PING/Golfweek Preview Invitational, Toledo, Ohio	296-283-295 — 874
Oct. 11-13	2nd/15	Brickyard Collegiate, Macon, Ga.	282-295-287 — 864
Oct. 26-28	t6th/18	Isleworth-UCF Collegiate Inv., Windermere, Fla.	299-288-308 — 895
Feb. 4-6	9th/17	UH-Hilo Intercollegiate, Kohala Coast, Hawaii	301-295-283 — 879
F.27-M.1	5th/15	Puerto Rico Classic, Rio Grande, Puerto Rico	280-292-283 — 855
Mar. 13-15	t6th/15	Southern Highlands Collegiate, Las Vegas, Nev.	289-295-300 — 884
Apr. 5-7	3rd/15	United States Collegiate Championship, Alpharetta, Ga.	291-302-288 — 881
Apr. 17-19	1st/11	ACC Championship, New London, N.C.	281-284-281 — 846
May 14-16	t3rd/13	NCAA Central Regional, Bowling Green, Ky.	292-293-295 — 880
May 27-30	t10th/30	NCAA Championship, Toledo, Ohio	301-285-288 — 874

Ended year No. 7 in Golfweek rankings, No. 10 in Golfstat

2009-10

Sept. 11-13	3rd/12	Carpet Capital Collegiate, Rocky Face, Ga.	295-290-282 — 867
Sept. 25-27	4th/17	Mason Rudolph Intercollegiate, Franklin, Tenn.	*275-284 — 559
Oct. 10-12	12th/15	Brickyard Collegiate, Macon, Ga.	*298-285 — 593
Oct. 25-26	1st/15	UNCG Bridgestone Collegiate, Greensboro, N.C.	283-281-279 — 843
Feb. 3-5	6th/22	Mauna Lani Invitational, Kohala Coast, Hawaii	304-291-282 — 877
Feb. 21-23	5th/15	Puerto Rico Classic, Rio Grande, Puerto Rico	285-282-299 — 855
Mar. 12-14	t9th/15	Southern Highlands Collegiate Masters, Las Vegas, Nev.	300-322-306 — 928
Mar. 26-28	t4th/16	Linger Longer Invitational, Greensboro, Ga.	300-298-281 — 879
Apr. 9-10	6th/17	Wolfpack Intercollegiate, Raleigh, N.C.	294-296-297 — 887
Apr. 23-25	1st/11	ACC Championship, New London, N.C.	279-276-286 — 841
May 20-22	3rd/13	NCAA Southeast Regional, Milton, Ga.	287-286-272 — 845
June 1-3	3rd/30	NCAA Championship, Ooltewah, Tenn.	#290-282-286 — 858
		(lost to Augusta State, 3-2)	

**Event shortened to 36 holes by weather; Ended year No. 14 in Golfweek rankings, No. 5 in Golfstat*

YEAR-BY-YEAR RESULTS (SINCE 1947)

2010-11

Sept. 11-13	t3rd/12	Carpet Capital Collegiate, Rocky Face, Ga.	287-294-291 — 862 (-2)
Sept. 26-28	7th/15	PING/Golfweek Preview, Stillwater, Okla.	298-287-307 — 892 (+28)
Oct. 8-10	4th/15	Brickyard Collegiate, Macon, Ga.	291-289-287 — 867 (+3)
Oct. 24-26	1st/15	United States Collegiate Championship, Alpharetta, Ga.	271-285-280 — 836 (-28)
Feb. 2-4	4th/20	Amer Ari Intercollegiate, Waikoloa, Hawaii	278-282-284 — 844 (-20)
Feb. 20-22	2nd/15	Puerto Rico Classic, Rio Grande, Puerto Rico	278-284-279 — 841 (-23)
Mar. 11-13	9th/15	Southern Highlands Collegiate Masters, Las Vegas, Nev.	294-294-306 — 894 (+30)
Mar. 28-29	na	Grub Mart Collegiate, Glencoe, Ala. (individuals only, Seth Reeves, co-medalist)	
Apr. 16-17	1st/5	Yellow Jacket Classic, Alpharetta, Ga.	284-283 — 567 (-9)
Apr. 22-24	1st/11	ACC Championship, New London, N.C.	281-278-272 — 831 (-33)
May 19-21	2nd/13	NCAA East Regional, Blacksburg, Va.	289-293-287 — 869 (+5)
M.31-J.2	2nd/30	NCAA Championship, Stillwater, Okla.	283-290-302 — 875 (+11)
		(lost to Augusta State, 3-2)	

Ended year No. 2 in Golfweek rankings, No. 3 in Golfstat

2011-12

Sept. 9-11	3rd/12	Carpet Capital Collegiate, Rocky Face, Ga.	286-297-274 — 857 (-7)
Sept. 25-27	8th/15	Golfweek Conference Challenge, Burlington, Iowa	294-301-294 — 889 (+25)
Oct. 7-9	1st/15	Brickyard Collegiate, Macon, Ga.	280-285-283 — 848 (-16)
Oct. 23-25	4th/14	United States Collegiate Championship, Alpharetta, Ga.	284-282-298 — 864 (E)
Feb. 1-3	4th/20	Amer Ari Intercollegiate, Waikoloa, Hawaii	278-289-278 — 845 (-19)
Feb. 19-21	4th/15	Puerto Rico Classic, Rio Grande, Puerto Rico	290-289-282 — 861 (-3)
Mar. 9-11	2nd/18	Seminole Intercollegiate, Tallahassee, Fla.	278-274-278 — 830 (-22)
Mar. 18	Won	UCLA (dual match), Los Angeles, Calif.	4-0
Mar. 22-23	4th/16	Barona Collegiate Cup, Lakeside, Calif. (low 5 of 6 scores)	352-366-348 — 1066 (-14)
Apr. 7-8	2nd/15	Gary Koch Invitational, Tampa, Fla.	289-284-290 — 863 (-1)
Apr. 20-22	1st/11	ACC Championship, New London, N.C.	270-274-293 — 837 (-27)
May 17-19	6th/14	NCAA Southwest Regional, Norman, Okla.	290-286-307 — 883 (+19)

Ended year No. 8 in Golfweek rankings, No. 11 in Golfstat

2012-13

Sept. 7-9	11th/15	Carpet Capital Collegiate, Rocky Face, Ga.	301-291-294 — 886 (+22)
Sept. 23-25	t1st/15	PING/Golfweek Preview Invitational, Milton, Ga.	287-282-276 — 845 (+5)
Oct. 5-7	2nd/15	Brickyard Collegiate, Macon, Ga.	289-290-283 — 862 (-2)
Oct. 19-21	1st/15	United States Collegiate Championship, Alpharetta, Ga.	291-291-292 — 874 (+10)
Feb. 6-8	4th/20	Amer Ari Intercollegiate, Waikoloa, Hawaii	283-283-284 — 850 (-14)
Feb. 17-19	5th/15	Puerto Rico Classic, Rio Grande, Puerto Rico	286-285-287 — 858 (-6)
Mar. 8-10	7th/15	Southern Highlands Collegiate Masters, Las Vegas, Nev.	295-294-301 — 890 (+26)
Mar. 23-24	4th/14	Linger Longer Invitational, Greensboro, Ga.	*295-284 — 579 (+3)
Apr. 8-9	2nd/14	Gary Koch Invitational, Tampa, Fla.	279-277-292 — 848 (-16)
Apr. 13	Lost	South Carolina (dual match), Atlanta, Ga.	3-2-1
Apr. 19	Lost	TCU (dual match), Milton, Ga.	3-2-1
Apr. 26-28	4th/11	ACC Championship, New London, N.C.	284-272-295 — 851 (-13)
May 16-18	4th/13	NCAA Tallahassee Regional, Tallahassee, Fla.	280-284-285 — 849 (-15)
May 28-30	2nd/30	NCAA Championship, Milton, Ga.	274-274-282 — 830 (-10)
		(def. UNLV, 3-2; lost to Alabama, 3-0-2)	

**Event shortened to 36 holes by weather; Ended year No. 8 in Golfweek rankings, No. 4 in Golfstat*

2013-14

Sept. 6-8	1st/14	Carpet Capital Collegiate, Rocky Face, Ga.	280-289-281 — 850 (-14)
Sept. 14-15	1st/14	Tar Heel Intercollegiate, Chapel Hill, N.C.	283-281-278 — 842 (-22)
Oct. 4-6	2nd/14	Brickyard Collegiate, Macon, Ga.	282-275-282 — 839 (-25)
Oct. 18-20	2nd/15	United States Collegiate Championship, Alpharetta, Ga.	279-287-284 — 850 (-14)
Feb. 6-8	t7th/20	Amer Ar Intercollegiate, Waikoloa Village, Hawai'i	286-270-281 — 837 (-27)
Feb. 23-25	2nd/15	Puerto Rico Classic, Rio Grande, P.R.	278-277-268 — 823 (-41)
Mar. 7-9	12th/15	Southern Highlands Collegiate Masters, Las Vegas, Nev.	315-302-300 — 917 (+53)
Mar. 24-25	1st/15	Valspar Invitational at Floridian, Palm City, Fla.	274-280-283 — 837 (-15)
Apr. 12-13	1st/15	Robert Kepler Invitational, Columbus, Ohio	281-291-286 — 858 (+6)
Apr. 19	Won	vs. Auburn, at Milton, Ga. (dual match)	4-2
Apr. 19	Won	vs. Georgia, at Milton, Ga. (dual match)	5-1
Apr. 25-27	1st/12	ACC Championship, New London, N.C.	288-278-273 — 839 (-25)
May 15-17	1st/13	NCAA Raleigh Regional, Raleigh, N.C.	268-272-285 — 825 (-27)
May 23-26	5th/30	NCAA Championship, Hutchinson, Kan.	277-282-282 — 841 (+1)
		(lost to Oklahoma State, 4-0-1)	

Ended year No. 2 in Golfweek rankings, No. 4 in Golfstat

2014-15

Sept. 5-7	2nd/14	Carpet Capital Collegiate, Rocky Face, Ga.	293-276-280 — 849 (-15)
Sept. 19-20	1st/12	DICK'S Sporting Goods Challenge Cup, Kingston Springs, Tenn.	290-272-286 — 848 (-4)
Oct. 6-7	6th/12	Jerry Pate National Intercollegiate, Vestavia Hills, Ala.	285-278-293 — 856 (+16)
Oct. 17-19	t7th/15	United States Collegiate Championship, Alpharetta, Ga.	296-285-281 — 862 (-2)
Nov. 3-5	1st/15	Warrior Princeville Makai Invitational, Princeville, Hawai'i	272-273-264 — 809 (-55)
Feb. 22-24	2nd/15	Puerto Rico Classic, Rio Grande, P.R.	292-274-291 — 857 (-7)
Feb. 13-15	4th/17	Seminole Intercollegiate, Tallahassee, Fla.	287-280-281 — 848 (-16)
Feb. 23-24	10th/13	Valspar Collegiate Invitational, Palm City, Fla.	296-288-289 — 873 (+21)
Apr. 3-5	t2nd/14	Mason Rudolph Championship, Franklin, Tenn.	283-287-287 — 857 (+5)
Apr.11-12	1st/14	Robert Kepler Intercollegiate, Columbus, Ohio	284-278-286 — 848 (-4)
Apr. 24-26	t1st/12	Atlantic Coast Conference Championship, New London, N.C.	284-279-282 — 845 (-19)
May 14-16	3rd/13	NCAA San Diego Regional, Rancho Sante Fe, Calif.	299-283-287 — 869 (+5)
M.29-J.1	9th/30	NCAA Championship, Bradenton, Fla.	293-295-290-297 — 1175 (+23)

Ended year No. 9 in Golfweek rankings, No. 9 in Golfstat

2015-16

Sept. 11-13	5th/15	Carpet Capital Collegiate, Rocky Face, Ga.	286-296-303 — 885 (+21)
Sept. 25-27	t7th/12	DICK'S Sporting Goods Challenge Cup, Kingston Springs, Tenn.	287-286-294 — 867 (+15)
Oct. 16-18	5th/17	United States Collegiate Championship, Alpharetta, Ga.	286-299-282 — 867 (+3)
Nov. 1-3	10th/22	Kiawah Classic by Aramark, Kiawah Island, S.C.	*293-299 — 592 (+16)
Feb. 4-6	12th/19	Amer Ari Intercollegiate, Waikoloa Village, Hawai'i	290-289-286 — 865 (+1)
Feb. 21-23	6th/15	Puerto Rico Classic, Rio Grande, P.R.	286-283-288 — 857 (-7)
Mar. 21-22	14th/15	Valspar Collegiate Invitational, Palm City, Fla.	307-293-305 — 905 (+53)
Apr. 1-3	t2nd/12	Clemson Invitational, Salem, S.C.	288-287-297 — 872 (+8)
Apr. 9-10	t3rd/15	Princeton Invitational, Princeton, N.J. (36-hole event)	294-284 — 578 (+10)
Apr. 22-24	4th/12	Atlantic Coast Conference Championship, New London, N.C.	287-288-289 — 864 (E)
May 16-18	t7th14	NCAA Tucson Regional, Marana, Ariz.	297-288-282 — 867 (+3)

**Event shortened to 36 holes by weather; Ended year No. 38 in Golfweek rankings, No. 42 in Golfstat*

2016-17

Sept. 9-11	5th/14	Carpet Capital Collegiate, Rocky Face, Ga.	286-295-275 — 856 (-8)
Sept. 23-25	6th/16	Maui Jim Invitational, Scottsdale, Ariz.	280-276-288 — 844 (-8)
Oct. 21-23	12th/17	Golf Club of Georgia Collegiate, Alpharetta, Ga.	297-286-294 — 877 (+13)
Oct. 31-Nov. 1	2-1	Cypress Point Classic, Pebble Beach, Calif.	
		(d. Georgia, 8.5-3.5; d. Stanford, 8-4; l. Southern California, 19.5-4.5)	
Feb. 2-4	7th/21	Amer Ar Intercollegiate, Waikoloa, Hawai'i	288-278-285 — 851 (-13)
Feb. 19-21	3rd/15	Puerto Rico Classic, Rio Grande, Puerto Rico	294-284-281 — 859 (-5)
Mar. 10-12	2nd/14	Seminole Intercollegiate, Tallahassee, Fla.	276-280-280 — 836 (-28)
Mar. 19-21	2nd/14	Valspar Collegiate Invitational, Palm City, Fla.	301-281-278 — 860 (+8)
Apr. 7-9	2nd/13	Clemson Invitational, Salem, S.C.	296-283-294 — 873 (+9)
Apr. 21-23	t7th/12	ACC Championship, Clinton, S.C.	288-296-299 — 883 (+19)
May 15-17	6th/13	NCAA Stanford Regional, Stanford, Calif.	287-273-284 — 844 (+4)

Ended year No. 21 in Golfweek rankings, No. 22 in Golfstat

2017-18

Sept. 8-10	1st/15	Carpet Capital Collegiate, Rocky Face, Ga.	287-284-279 — 850 (-14)
Sept. 22-24	2nd/13	Maui Jim Intercollegiate, Carefree, Ariz.	291-286-281 — 858 (-6)
Oct. 8-10	1st/12	Franklin American Mortgage Collegiate, College Grove, Tenn.	297-276-279 — 852 (-12)
Oct. 20-22	4th/15	Golf Club of Georgia Collegiate, Alpharetta, Ga.	284-277-285 — 846 (-18)
Feb. 1-3	5th/18	Amer Ari Intercollegiate, Waikoloa, Hawai'i	281-275-286 — 842 (-22)
Feb. 18-20	4th/15	Puerto Rico Classic, Rio Grande, Puerto Rico	276-286-297 — 859 (+7)
Mar. 10-11	1st/15	General James Hackler Championship, Myrtle Beach, S.C.	283-284-281 — 848 (-16)
Mar. 18-20	4th/16	Valspar Collegiate Invitational, Palm City, Fla.	287-282-283 — 852 (-12)
Apr. 7-8	3rd/15	Irish Creek Intercollegiate, Kannapolis, N.C.	277-297-293 — 867 (+15)
Apr. 20-22	1st/12	ACC Championship, New London, N.C.	276-277-282 — 835 (-29)
May 14-16	6th/14	NCAA Raleigh Regional, Raleigh, N.C.	274-279-282 — 835 (-17)

Ended year No. 8 in Golfweek rankings, No. 6 in Golfstat

2018-19

Sept. 7-9	t1st/15	Carpet Capital Collegiate, Rocky Face, Ga.	281-275-287 — 843 (-21)
Sept. 21-23	1st/14	Maui Jim Intercollegiate, Scottsdale, Ariz.	265-274-273 — 812 (-28)
Oct. 8-9	t1st/8	Jack Nicklaus Collegiate, Dublin, Ohio	*2-0
		(d. Kent State, 3-2-1; d. South Carolina, 3-1-2; championship match rained out)	
Oct. 19-21	3rd/14	Golf Club of Georgia Collegiate, Alpharetta, Ga.	270-289-296 — 845 (-19)
Feb. 7-9	8th/18	Amer Ari Intercollegiate, Waikoloa, Hawai'i	277-284-290 — 851 (-13)
Feb. 17-19	t1st/15	Puerto Rico Classic, Rio Grande, P.R.	283-282-283 — 848 (-16)
Mar. 3-5	6th/15	Southern Highlands Collegiate, Las Vegas, Nev.	283-282-295 — 860 (-4)
Mar. 17-19	12th/15	Valspar Collegiate Invitational, Palm City, Fla.	285-288-282 — 855 (+3)
Apr. 5-7	1st/15	Clemson Invitational, Salem, S.C.	272-271-269 — 812 (-52)
Apr. 18-20	1st/12	ACC Championship, New London, N.C.	276-270-281 — 827 (-37)
May 13-15	4th/14	NCAA Pullman Regional, Pullman, Wash.	271-270-277 — 818 (-22)
May 24-29	18th/30	NCAA Championship, Fayetteville, Ark.	307-293-303 — 903 (+39)

**Event shortened to 36 holes by weather; Ended year No. 7 in Golfweek rankings, No. 12 in Golfstat*

2019-20

Sept. 6-8	1st/15	Carpet Capital Collegiate, Rocky Face, Ga.	284-285-292 — 861 (-3)
Sept. 20-22	T-1st/15	Olympia Fields/Fighting Illini Invitational, Olympia Fields, Ill.	278-287-281 — 846 (+6)
Oct. 18-20	10th/14	Golf Club of Georgia Collegiate, Alpharetta, Ga.	290-301-284 — 875 (+11)
Oct. 28-29	1st/8	Cypress Point Classic, Pebble Beach, Calif.	3-0
		(d. California, 2-0; d. UCLA, 2-0; d. Duke, 5-1)	
Feb. 6-8	5th/20	Amer Ar Intercollegiate, Waikoloa, Hawai'i	274-269-287 — 830 (-34)
Feb. 16-18	1st/15	Puerto Rico Classic, Rio Grande, P.R.	282-268-282 — 832 (-32)
Mar. 1-3	10th/15	Southern Highlands Collegiate, Las Vegas, Nev.	302-292-284 — 878 (+14)

Spring season cancelled following Southern Highlands Collegiate due to Covid-19 pandemic
Ended year No. 3 in Golfweek rankings, No. 7 in Golfstat

2020-21

Jan. 17-19	7th/10	Camp Creek Seminole Invitational, Watersound, Fla.	293-290-288 — 871 (+7)
Jan. 25-27	7th/12	Southwestern Invitational, Westlake Village, Calif.	303-294-305 — 902 (+38)
Feb. 2-4	t3rd/8	Amer Ari Invitational, Waimea, Hawai'i	274-301-279 — 854 (-10)
Feb. 19-21	1st/20	Wyoming Desert Intercollegiate, Palm Desert, Calif.	276-295-277 — 848 (-16)
Mar. 12-14	2nd/16	Linger Longer Invitational, Greensboro, Ga.	283-284-283 — 850 (-14)
Mar. 25-27	9th/28	The Goodwin, Stanford, Calif.	290-291-273 — 854 (+14)
Apr. 5-6	2nd/9	The Calusa Cup, Naples, Fla.	294-284-289 — 867 (+3)
Apr. 23-25	t5th/12	Atlantic Coast Conference Championship, Milton, Ga.	286-278-282 — 846 (+6)
May 17-19	3rd/14	NCAA Tallahassee Regional, Tallahassee, Fla.	277-286-285 — 848 (-16)
May 28-31	15th/30	NCAA Championship, Scottsdale, Ariz.	289-288-295-297 — 1169 (+49)

Ended year No. 24 in Golfweek rankings, No. 25 in Golfstat

YEAR-BY-YEAR RESULTS (SINCE 1947)

2021-22

Sept. 10-12	1st/14	Maui Jim Intercollegiate, Scottsdale, Ariz.	264-262-270 — 796 (-44)
Sept. 27-28	5th/14	Windon Memorial Classic, Glencoe, Ill.	281-281-285 — 847 (-5)
Oct. 4-5	t1st/12	Hamptons Intercollegiate, East Hampton, N.Y.	291-293-276 — 860 (-4)
Oct. 22-24	t6th/15	Golf Club of Georgia Collegiate, Alpharetta, Ga.	282-286-282 — 850 (-14)
Feb. 3-5	7th/19	Amer Ari Intercollegiate, Waimea, Hawai'i	274-284-278 — 836 (-28)
Feb. 20-22	1st/14	Watersound Invitational, Panama City, Fla.	285-277-287 — 849 (-15)
F. 27-M. 1	5th/15	Southern Highlands Collegiate, Las Vegas, Nev.	276-286-283 — 845 (-19)
Mar. 24-26	t6th/28	The Goodwin, Stanford, Calif.	271-277-281 — 829 (-11)
Apr. 3-5	1st/9	The Calusa Cup, Naples, Fla.	281-285-290 — 856 (-8)
Apr. 22-25	2nd/12	Atlantic Coast Conference Championship, Panama City, Fla.	284-273-281 — 838 (-26)
		(def. Florida State, 3.5-1.5; lost to Wake Forest, 3-2)	
May 16-18	t1st/13	NCAA Columbus Regional, Columbus, Ohio	290-271-281 — 842 (-10)
May 27-30	t12th/30	NCAA Championship, Scottsdale, Ariz.	298-289-290-294 — 1171 (+51)

Ended year No. 10 in Golfweek rankings, No. 11 in Golfstat

2022-23

Sept. 9-11	4th/18	Maui Jim Intercollegiate, Scottsdale, Ariz.	275-267-264 — 806 (-34)
Sept. 9-11	n/a	Maui Jim Individual Event, Scottsdale, Ariz.	no team score
Sept. 26-27	2nd/16	Inverness Intercollegiate, Toledo, Ohio	287-285-287 — 859 (+7)
Oct. 3-4	t12th/16	Ben Hogan Collegiate Invitational, Fort Worth, Texas	278-292-285 — 855 (+15)
Oct. 21-23	t2nd/14	Golf Club of Georgia Collegiate, Alpharetta, Ga.	276-279-287 — 842 (-22)
Feb. 10	n/a	ACC/Big 12 Showdown, Waimea, Hawaii*	lost to Texas, 4-1-1
Feb. 19-21	2nd/11	Watersound Invitational, Panama City, Fla.	279-281-267 — 827 (-37)
Feb. 26-28	t6th/15	Southern Highlands Collegiate, Las Vegas, Nev.	288-294-272 — 854 (-10)
March 19-21	2nd/16	Linger Longer Invitational, Eatonton, Ga.	292-285-281 — 858 (-6)
Mar. 30-Apr. 1	2nd/28	The Goodwin, San Francisco, Calif.	277-270-281 — 828 (-12)
April 15	n/a	Ramblin' Wreck Match Play	tied Charlotte, 3-3; def. Ohio State, 5-3
April 21-24	1st/12	Atlantic Coast Conference Championship, Pinehurst, N.C.	274-289-275 — 838 (-26)
		(def. Duke, 3-1-1; def. Wake Forest, 3-2)	
May 15-17	1st/14	NCAA Salem Regional, Salem, S.C.	278-266-267 — 811 (-53)
May 26-31	t5th/30	NCAA Championship, Scottsdale, Ariz. (match play runner-up)	280-286-276-284 — 1126 (+6)
		(def. Pepperdine, 3-2; def. North Carolina, 3-2; lost to Florida, 3-1)	

Ended year No. 4 in Golfweek rankings, No. 6 in Golfstat
**event replaced Amer Ari Intercollegiate, which was cancelled due to high winds*

2023-24

Sept. 15-17	3th/15	Olympia Fields/Fighting Illini Invitational, Olympia Fields, Ill.*	277-280 — 557 (-3)
Oct. 2-3	8th/15	Ben Hogan Collegiate Invitational, Fort Worth, Texas	283-287-279 — 849 (+9)
Oct. 13-15	2nd/14	Golf Club of Georgia Collegiate, Alpharetta, Ga.	283-283-279 — 845 (-19)
Oct. 30-Nov. 1	3rd/4	East Lake Cup, Johns Creek, Ga.	290 (+2)
		(lost to North Carolina, 3-2, def. Florida, 2-1-1)	
Oct. 30-31	n/a	Cypress Point Classic, Pebble Beach, Calif.	0-2-1
		(lost to Texas, 1-2, tied Auburn, 1-1-1, lost to Illinois 5-1)	
Feb. 8-10	6th/20	Amer Ari Intercollegiate, Kohala Coast, Hawai'i	276-273-265 — 814 (-50)
Feb. 19-21	t2nd/12	Watersound Invitational, Panama City, Fla.	287-281-276 — 844 (-20)
March 4-5	4th/16	RE Lamkin Invitational, Chula Vista, Calif.	283-287-278 — 848 (-16)
March 17-19	4th/14	Linger Longer Invitational, Eatonton, Ga.	280-280-286 — 846 (-18)
March 28-30	5th/31	The Goodwin, San Francisco, Calif.	283-284-279 — 846 (+6)
April 7-9	4th/8	The Calusa Cup, Naples, Fla.	293-296-294 — 883 (+19)
April 19-22	3rd/12	Atlantic Coast Conference Championship, Charlotte, N.C.	278-282-288 — 848 (-4)
		(lost to Florida State, 3-0)	
May 13-15	4th/13	NCAA Chapel Hill Regional, Chapel Hill, N.C.	273-277-273 — 823 (-17)
May 24-29	8th/30	NCAA Championship, Carlsbad, Calif. (match play semifinals)	292-301-292-292 — 1177 (+25)
		(def. Illinois, 3-2, 3-2; lost to Florida State, 3-2)	

Ended year No. 17 in Scoreboard NCAA Ranking System
**event shortened to 36 holes due to weather*

2024-25

Sept. 6-8	8th/16	Visit Knoxville Collegiate, Loudon, Tenn.	285-279-281 — 845 (-5)
Sept. 20-22	1st/15	Olympia Fields/Fighting Illini Invitational, Olympia Fields, Ill.	279-277-272 — 828 (-12)
Sept. 30-Oct. 1	t8th/15	Ben Hogan Collegiate Invitational, Fort Worth, Texas	283-292-288 — 863 (+23)
Oct. 18-20	7th/14	Golf Club of Georgia Collegiate, Alpharetta, Ga.	296-288-278 — 862 (-2)
Oct. 28-30	1st/4	East Lake Cup, Johns Creek, Ga.	280 (-8)
		(def. Ohio State, 4-0; lost to Auburn, 2-3)	
Feb. 6-8	10th/20	Amer Ari Intercollegiate, Kohala Coast, Hawai'i	278-273-273 — 824 (-40)
Feb. 17-19	4th/12	Watersound Invitational, Panama City, Fla.	291-286-275 — 852 (-12)
March 2-4	13th/15	Southern Highlands Collegiate, Las Vegas, Nev.	303-302-291 — 896 (+32)
March 17-19	t9th/15	Pauma Valley Invitational, Pauma Valley, Calif.	292-282-288 — 862 (+10)
April 14-15	7th/12	The Ford Collegiate, Richmond Hill, Ga.	285-290-282 — 857 (+17)
April 24-28	3rd/12	Atlantic Coast Conference Championship, Bowling Green, Ky.	290-285-282 — 867 (+3)
		(lost to Florida State, 3-0)	
May 12-14	5th/13	NCAA Auburn Regional, Auburn, Ala.	284-296-294 — 874 (+10)
May 24-29	t15th/30	NCAA Championship, Carlsbad, Calif.*	293-294-294 — 881 (+17)

Ended year No. 23 in Scoreboard NCAA Ranking System
**missed 54-hole cut at NCAA Championship*

HEAD-TO-HEAD UNDER BRUCE HEPPLER

ACC	1996	1997	1998	1999	2000	2001	2002	2003	2004	2005	2006	2007	2008	2009	2010	2011	2012	2013	2014	2015	2016	2017	2018	2019	2020	2021	2022	2023	2024	2025
Boston College										1-0	1-0	2-0	2-0	1-0	1-0	2-0	2-0	1-0	3-0	1-0	2-0	2-0	1-0	2-0		1-0	2-0	1-0	1-0	1-0
California			1-0	0-1	1-0				0-2	1-0				1-0	1-0	2-1	0-1	1-2	1-1		1-0	1-0	2-0	1-2	2-0	2-0	3-0	1-0	2-0	1-1
Clemson	0-6	1-6	3-4	3-7	7-3	5-5	6-2-1	0-9	2-7-1	9-0	5-4	3-4-1	5-2	3-5	3-3	6-0	3-1	3-1	4-0	6-0	1-6	1-4	3-2	5-2	2-1	0-3	6-0	6-0	6-1	2-1
Duke	2-4	2-3	5-0	4-2	4-1	3-1	3-0	4-1	4-0	4-1	6-2	6-1	1-3	4-0	3-1	3-2	2-0	2-1	3-0	3-0	1-3	0-2	3-1	4-1	2-1	1-1	5-0	4-0	2-0	1-1
Florida State	1-3	3-1	3-1	2-0	2-0	1-0	1-0	1-0		4-0	2-0	4-1	2-2	5-0	3-3	3-1	4-2	2-4	6-0	2-2	0-4	1-1-1	2-1	2-1	1-0	1-4	4-0	2-1-1	2-7	2-3
Louisville												1-0	0-1	1-0	1-0					4-0	1-0	2-0	1-0	2-0		2-2	2-0	3-0	1-0	1-0
North Carolina	0-6	1-5-1	3-3	6-2	9-0	1-2	4-0	1-3	6-0	5-0	0-1-1	3-1	0-3	2-0	2-1	1-0	3-0	3-0	3-0	3-0	3-1	1-1-1	1-0	2-0	1-1	0-3	1-3	4-3	0-8	1-3
NC State	2-5	4-3	5-1-1	5-0	6-0	4-2	5-0	5-3	5-1	4-0	2-1	3-0	5-0	3-0	1-1	2-0	2-0	4-0		3-0	2-0	0-1-1	3-1	3-0	1-0	1-1	2-0	2-0	2-0	2-0
Notre Dame																			1-0	2-0	1-0	2-0	1-0	1-0		1-1	2-1	3-0	3-0	2-0
SMU	0-2	1-1	2-0	4-0		3-0			1-0	1-0	1-0-1		1-0					0-1	3-0	3-0		1-0		0-1	0-1	1-2	1-1	3-0	1-0	2-2
Stanford	0-1	1-0	3-0		1-0		1-0	2-0	1-0	3-0	3-0-1	0-4	2-1	2-2	1-1	1-0	0-1	2-1	1-2-1	2-0	1-2	1-3	2-0	2-2	1-1	0-1	2-2	2-2	3-1	4-1
Virginia	2-6	2-7	7-0	7-0	6-0	3-1	4-0	2-0		2-0	1-0	1-0	2-0	2-0	4-0	4-0	3-0	2-0	2-0	5-1		0-3	4-0	4-0	2-0	3-0	2-0-2	5-0	2-3	0-5
Virginia Tech	3-1	3-0	2-0			1-1	2-1	2-0		2-0	2-0	2-0-1	4-0	3-0	4-1	4-0	3-0	2-1	4-0	2-0		2-0	3-0	2-0		2-0	2-0	2-0	1-0	1-0
Wake Forest	1-6	1-5	5-0	7-0	7-0	5-0	4-2	1-6	4-3	6-2	4-2	5-2	3-2	3-1	4-0	2-1	3-0	5-1	4-0	2-1		0-2	2-1	2-2	0-1	1-2-1	4-2	5-0	4-1	1-2

Non-Conference*	1996	1997	1998	1999	2000	2001	2002	2003	2004	2005	2006	2007	2008	2009	2010	2011	2012	2013	2014	2015	2016	2017	2018	2019	2020	2021	2022	2023	2024	2025
Air Force		1-0	1-0	1-0			1-0	1-0					1-0				1-0	1-0								1-0		1-0		
Akron																							1-0							
Alabama	2-3	2-1	2-0			1-0	2-0	3-1		4-0-1	3-1	1-3	0-4	3-3	2-1	1-2	2-1	2-5	0-3	2-1-1	2-2	3-0	2-0	3-0	3-0	1-0	2-0	3-1	3-1	2-2
Ala.-Birmingham			1-0		1-0	3-0	3-0	1-0	2-0	2-0	1-0	1-0		1-0		1-0			2-0	1-1	0-1	1-0								
Appalachian State																													1-0	
Arizona	0-4	1-1	2-1	5-1	3-0	3-3	3-2	1-3-1	2-2	2-0	2-1	2-1	1-0-1	3-0	1-0	1-0	2-0										2-0	1-0	2-0	
Arizona State	0-4	0-3	3-1	3-2	3-2	5-2	6-0	1-3	3-1	4-1	4-3	3-2	1-2	1-3	3-1	3-1	1-0	2-0	2-0	2-1	0-1	0-1	1-2	1-1	0-1	0-4	0-2	1-2	1-2	1-3-1
Arkansas		2-0	3-1	1-1	1-0	1-0	1-0	1-1	2-0	2-0	1-1		1-0	0-1	1-0	1-0	0-1	2-0	2-0	0-1	0-1	1-0		1-0		0-1	2-1	3-0		
Arkansas State										1-0								1-0												
Army West Point																								1-0						
Auburn	1-2	0-4	5-1	3-0	4-0	3-1	4-0	3-2	8-0	3-1	3-1	2-0-1	1-0	2-0	1-0	1-0	1-2	4-0	4-1	2-1	0-3	1-2	1-1	3-3	1-0		2-1	1-1	0-2-1	1-7
Augusta	1-0	3-1	1-1	2-2	1-1	2-0	5-0	2-4	5-1	4-2	5-0	1-0	2-0	1-0	2-1	1-2	1-0	2-0	1-0			1-0	1-1			2-0	1-0	1-0	1-0	2-0
Ball State																	0-1	1-0	1-0	1-0									1-0	
Baylor								2-0			1-0		1-0		1-0	1-0						0-2	1-0	1-1	0-0-1			1-0	3-0	1-0
Bethune-Cookman																			1-0											
Boise State																				1-0						1-0				
Brigham Young		1-0	1-0	1-1		2-2		1-0	1-0	1-0	3-2	2-0	1-0		1-0							1-0		1-1		1-0	2-0	2-0	1-0	0-1
Brown																					1-0									
California Baptist																										1-0			1-0	
Cal Poly																				1-0						1-0	2-0	1-0	1-0	
Cal St. Northridge																									1-0	1-0				
Campbell																							1-0							
CS Monterrey Bay																					1-0									
Central Conn. St.																	1-0													
Central Florida	1-0	1-0							1-0	2-0	1-0	2-0	1-0	2-0-1				1-0						1-0	1-0			1-0		
Charleston Southern																					0-1									
Charlotte	1-1	3-0		1-0	1-0					1-0	1-0	1-1	1-1	4-0	1-1		1-0	1-0	1-0	2-0			1-0		1-0	1-1		2-0-1	2-0	0-1
Chattanooga												1-0	1-0	3-1	0-2	2-0	2-1	2-1	2-0	1-0	1-0	2-0	1-0	1-0	1-0	1-0		2-0		
Chico State																	1-0					1-0								
Cincinnati																	1-0			1-0			1-0							
Cleveland State																			1-0											
Coastal Carolina	1-0	1-0			1-0		1-0			2-0	0-1	1-1	1-0		3-0	1-0		1-0			1-0		1-0							
Coll. of Charleston	2-0	3-0	1-0	1-0			1-0	1-0		1-0					2-0		2-0	1-0		1-0		1-0	1-0	1-0	1-0		1-0			1-0
Colorado	1-0	2-0	3-0	0-1	1-0	1-0	2-0	2-0	1-1	1-0	2-0	1-0	2-0	0-1	1-0	1-0	1-0	1-0	1-0		0-1	0-1	1-0	1-0	1-0		1-0	1-0	1-0	1-0
Colorado State			1-1	0-1				1-0	1-0							1-0	1-0	1-0						2-0	1-0		1-0	1-0		
Columbia																					1-0									
Connecticut																								1-0						
Cornell																					1-0									
CSU-Monterrey Bay																			1-0											
CSU-Stanislaus																		1-0												
Dalton State																					1-0	1-0	1-0	1-0						
Dartmouth																							1-0							
Davidson																			1-0				2-0			1-0				
Dayton																							1-0							
Denver																										1-0	1-0			
Drexel																											1-0			
East Carolina																1-0			1-0				2-0	1-0	1-0					
East Tennessee State	0-3	0-7	5-0	6-2	7-0	4-1	3-0	3-1		3-0	2-2	3-1	3-2	4-0	2-0	4-0	2-0	2-0	3-0	5-1	1-0	1-0	2-0	1-0	2-0	1-0	3-0	4-0	2-1	1-0
Eastern Kentucky																				1-0										
Eastern Michigan																			1-0											
Elon																					1-0	1-0	1-0	1-0						
Florida	1-2	0-5	5-0	3-3	6-0	4-2	5-1	2-3-1	4-5	5-2	0-5	5-2-1	1-2	4-2	2-0		1-0	2-0	1-0	3-0	2-0-1	1-0		3-0	2-1	2-0	1-2	0-3-1	5-1	1-2
Florida A&M																										1-0				
Florida Atlantic																	1-0									2-0	1-0	1-0		
Florida Gulf Coast																										1-0	1-0			
Fresno State	0-1	1-0	1-0	1-0	2-0	1-0	2-0	2-0		1-0	2-0			1-0												1-0		1-0		
Furman	3-0	1-2	1-0	2-0	1-0		1-0			1-0			1-0		2-0				2-0		1-0	1-0		1-0				1-0		
Gardner-Webb																			1-0		1-0									
Georgetown																					1-0						1-0			
George Mason																						1-0								
George Washington																				1-0							1-0			
Georgia	0-3	1-3	4-2	2-7	7-1	5-4	7-1	2-3	2-5-2	3-6	1-7-1	0-7-1	3-4	1-7	3-1-1	3-3	3-0	4-3	5-1	2-2	0-2	1-1	1-0	2-0-1	1-1	1-1	2-0-1	4-0	1-3	3-1
Georgia Southern	2-0	1-0		1-0	1-0	1-0	2-0	2-0	1-0	2-0	1-0		1-0		2-0		1-0			1-0	0-1			1-0		1-0	1-0	1-0		1-0
Georgia State				1-0	1-0	1-0		1-0	3-1	1-1	2-1	5-0-1	3-0	1-0		2-0	1-0	1-0	2-0	1-0	1-0	1-0	1-0	1-0		1-0	1-0	1-0	1-0	1-0
Gonzaga																1-0	1-0		1-0				1-0			1-0				
Grand Canyon																						1-0								
Hawaii			1-0	1-0	1-0	1-0	1-0	1-0			1-0	1-0	1-0	1-0	1-0	1-0	2-0	1-0	1-0	1-0	1-0	2-0	2-0	1-0	1-0	1-0	1-0		1-0	1-0
Hawaii - Hilo				1-0	1-0	1-0	1-0	2-0		2-0	1-0	1-0	1-0	1-0	1-0	1-0	1-0	1-0	1-0		1-0	1-0	1-0	1-0	1-0	1-0	2-0		1-0	1-0
High Point																										1-0				
Houston	0-3	3-1-1	3-0-1	3-4	7-0	5-0	4-0	1-1				1-0							2-0	2-0	0-1	3-0	1-0	2-0						
Howard																											1-0	1-0	2-0	
Idaho																				2-0										
Illinois	1-0			0-1			1-0	1-0	2-0	1-0	0-1	2-0	1-1	2-0	1-0	1-0	1-1	1-0	2-0	0-1				2-0	1-0	0-1	1-0	0-2	2-2	2-2
Illinois State																				1-0		1-0								
Indiana													0-1	1-1						1-0			1-0		1-0	1-0	1-0			
Iona																							1-0	1-0						
Iowa																1-0	1-1	3-0	1-0	1-0	1-0			1-0	1-0	1-0	1-0	1-0	1-0	
Iowa State																			1-0											
IUPUI																	1-0													
Jacksonville																	1-0	1-0		1-0		1-0							1-0	
Jacksonville State	1-0	1-0					1-0	2-0	1-0			1-0									1-0									
James Madison																	1-0			1-0		1-0	1-0							
Kansas				0-1			1-0	2-0	2-0	1-0	1-0	1-0	1-0	1-0				1-0				0-1	2-0			2-0	1-1			
Kansas State																								1-0						
Kennesaw State													1-0	1-0	1-0		3-0	0-2	2-0	2-0	1-0	1-0	2-0	1-0	1-0	1-0			1-0	
Kent State	1-0	2-0	2-0	0-1	3-0	3-0	3-0	1-0	2-0	1-0	1-1	1-0	1-1	2-0	2-0	2-0	2-0	3-0	3-0	2-0	1-1	0-1	2-0	3-0			1-0			
Kentucky	1-0								2-0	3-1	3-1	2-1	1-0	1-0			1-0		2-0		0-2	1-0	2-0				1-0			1-0
Lamar								1-0			1-1	0-2	1-0-1			1-0			1-0				1-0							
Liberty																		1-0	1-0	1-0			3-0	1-0		2-0	2-0			
Lipscomb																							1-0					1-0	1-0	
Little Rock																										1-0	1-0	1-0	1-0	1-0
LSU		0-1	1-3	5-1	2-0		1-0			2-0	0-1				1-0		1-0	1-0	1-1	2-1	1-2	1-3	4-0	3-1		1-0			1-0	0-2
Louisiana Lafayette																							1-0							
Louisiana Monroe																					1-0									
Louisiana Tech																					1-0			1-0		1-0			1-0	
Long Beach State																										1-0	1-0		2-0	

RECORDS

HEAD-TO-HEAD UNDER BRUCE HEPPLER

Long Island U.																										1-0		1-0		
Longwood																												1-0		
Loyola																	1-0													
Loyola-Maryland																		2-0			1-0						1-0			1-0
Loyola-Marymount																	1-0												1-0	1-0
Marquette																							1-0	1-0	1-0	1-0	2-0			
Maryland	3-1	3-1	2-0	1-0	1-0	1-0	1-0	2-0	2-0	2-0	1-0	2-0	2-0	1-0	2-0	1-0	1-0	1-0	2-0	1-0	1-1	1-0	1-0	1-0	1-0					
McNeese State																				1-0										
Memphis																			1-0		0-1	2-0	1-0			1-0				
Mercer													1-0	1-0	2-0	1-0	2-0	2-0	1-1	2-0						1-0		2-0	1-0	
Miami (Ohio)																			1-0								1-0		1-0	
Michigan			1-0					1-0		1-0	1-0	1-0	0-2	1-1	4-0	2-0	1-0	1-0	1-0	2-0	1-0									1-0
Michigan State															1-0		1-0	1-0		1-0	1-0	1-0		1-0			1-0		2-0	1-0
Middle Tennessee St.																	2-0	1-0	1-0	1-0		1-0	3-0	1-0		1-0		1-0		
Minnesota	1-0	2-0	3-0	2-2	3-1	3-0	1-1	1-2	0-0-1	1-0	2-1	3-2	3-0	1-0	1-0			1-0	1-0	1-0	1-0	1-0	1-0	1-0		1-0				
Mississippi	1-0	1-0	1-0	1-1	1-0	1-0	1-0	1-0				1-0		1-1	3-1	3-0	1-0			4-0	2-0	1-0	1-0		1-0		1-0			0-2
Mississippi State	1-0	0-2-1	2-1	1-0	1-0									1-0	1-0		1-0			1-0								2-0	1-0	1-0
Missouri			2-0	1-0				1-0		1-0	2-0								3-0	1-0	1-0		1-0							
Navy																					1-0	1-0								1-0
Nebraska				0-1-1	1-0						1-0									2-0			1-0						1-0	
Nevada			1-0	1-0	1-0	1-0	1-0	1-0		0-1	1-0															0-1	1-0	1-0	1-0	
Newberry																					1-0									
New Mexico	0-2	1-3	1-0	3-0	3-0	3-0	3-0	2-0	2-0	3-0	3-0	1-0			1-0		0-1	2-1	0-1	1-0				1-0	1-0		2-0	4-0	1-0	1-1
New Mexico State																1-0														1-0
NC-Greensboro																1-0	2-0		2-0	1-0	2-0	1-0		1-0				1-0	1-0	
NC-Wilmington	1-0	1-0						1-0		1-0					1-0	2-0			1-0		1-0	1-0		1-0						
North Alabama																										1-0				
North Florida																1-0	1-1	1-2	1-0	1-0	1-1	1-0	2-1	2-0	1-1		2-0		1-0	
North Texas																	1-1				1-0	1-0								
Northern Colorado																								1-0		1-0				
Northern Illinois																												1-0		
Northwestern		0-2	2-0	2-2	3-2	2-1	2-0	2-0		1-0	0-3	1-1	1-0	2-0	0-1	1-0	1-0	1-0	2-0	1-0	1-0	1-0			1-0	1-0	4-1		2-0	1-0
Ohio State	1-2	0-3	2-0	4-0	1-0		1-1				1-0		1-0	1-0-1	1-0	2-0	1-0	1-0	1-0	1-0		1-1	1-0	1-1	1-0	1-0	3-0	3-0	1-1	2-0
Oklahoma	1-2	3-0	1-0	2-0		3-1	3-1	2-2	3-2	2-0	4-1	2-0	1-0	1-0	2-0	3-0	2-1	5-1	2-1	2-1	2-0	0-2	1-1	1-3	1-1	0-2	1-2	2-3	1-1	0-4
Oklahoma State	0-3	1-2	2-0	1-4	2-1-1	6-0	3-3	1-6	2-2	3-4	2-6	2-6	0-5	1-0-1	1-5	2-3	2-1	4-2	0-5-1	2-0	1-1	1-2	0-3	0-3	1-1	0-1	0-2-1	1-1	5-0	1-3
Oregon			2-0	2-1	1-0	0-1	1-0			2-0	1-0	1-0	1-0	2-0	1-1	2-0	1-0	3-0	1-1	1-0	0-2	0-1	1-0	1-1	1-0	1-1	3-1	3-1	2-1	2-1
Oregon State	0-1	2-0	2-0	1-0	1-0	2-0	1-0	2-0		1-0	1-0	1-0	1-0		2-0	1-0	1-0	3-0	2-0	1-0	0-1	0-1	1-0	1-0-1	1-0	1-1	1-0		2-0	1-0
Osaka Gakuin U.																1-0	1-0	1-0			1-0		1-0	1-0	1-0				1-0	1-0
Pacific	0-1	1-0	1-0			1-0	2-0			1-0		1-0					2-0				1-0	1-0	1-0	1-0	1-0	1-0	1-0		1-0	1-0
Pennsylvania																					1-0								1-0	
Penn State		0-1	1-0	2-0	1-0	1-0	1-0	1-0	1-1	1-0		1-0	0-1	1-0	2-0			1-0	1-0	2-0		0-1								
Pepperdine		0-1	2-0	1-0	2-0	2-0	2-0	2-0	2-0	3-0	2-1						1-0			1-0		0-1	1-0	1-1	1-3	0-3	0-4	1-3-1	5-0	0-4
Presbyterian																					1-0									
Princeton																		1-0	1-0				1-0				1-0			
Purdue				2-0		1-0	3-0	4-0	2-0	2-0	1-1	1-1	1-0	1-0	2-1	1-0	0-1	1-0	2-0	1-0	1-0	1-0	0-1	2-0	1-0	1-0	1-0	2-0	2-1	1-1
Radford																					1-0									
Rhode Island	1-0	1-1	1-0	1-0		2-0	2-0	2-0	3-0	2-0	1-0	1-0			1-0															
Rice																			1-0		1-0		1-0							
Richmond																					1-0									
Rider																					1-0									
Rutgers																					1-0						1-0			
Sacramento St.																	1-0					1-0								
Saint Joseph's																					1-0									
Saint Mary's (Calif.)																	2-0	1-0		1-0	1-0	1-0				1-1	1-0	1-0		
Sam Houston State																										0-1				
San Diego																1-0	1-0	2-0		2-0						3-0	2-0	1-0	1-0	1-0-1
San Diego State			1-0	1-0	1-0	1-0				1-1						1-0	0-1	1-0		1-0						1-1	1-0	3-0	1-0	0-1-1
San Francisco																1-0	1-0			1-0					1-0	1-0	2-0	2-0	1-0	1-0
San Jose State																1-0	1-0	1-0	1-0		1-0	1-0	1-0	1-0	1-0	3-0	2-0	1-0	2-0	1-0
Santa Clara																							1-0			1-0		1-0	1-0	
Seattle																										1-0				
Seton Hall																					1-0									
Siena																					1-0									
South Alabama																			1-0									2-0		
South Carolina	1-3	4-1	5-1	5-2	6-0	3-0	2-0	2-1	2-2	3-0	2-1	3-0	3-2	3-1	1-1	2-0	2-0	1-1	2-0	2-2	0-2	2-1	3-0	3-2	1-0					1-1
South Dakota State																						1-0	1-0			1-0				
South Florida																	2-0	4-0	2-0	1-1	1-1	2-0	2-0	1-0	1-0		1-1	1-0		2-0
Southern (La.)																		1-0												
Southern California	0-2	1-3	2-1	2-0	1-0	2-1	2-0	5-1	4-0	4-0	3-1	3-0	0-4	1-5	2-1	5-1	1-2	4-0	2-1	0-1	1-1	0-3	0-1	1-3		2-2	2-0	4-0	2-0	0-2
Southern Illinois																				1-0		1-1					1-0			
Southern Utah																										1-0				
TCU		1-3	2-1	6-1	4-0	4-1	3-1	0-5	4-1	5-0	5-1	3-0	3-0	0-2	2-1	3-0	2-0	1-1	0-2	1-0	0-1	2-0	2-0	2-2	3-0	3-0	3-0	1-1	2-0	2-0
Temple																					1-0									
Tennessee	1-1	3-2	4-0	1-0	3-0	2-0	2-0	2-0	3-0	2-1	2-0	2-1	2-1	1-2	2-1-1	1-0	0-1	1-1	2-0	1-0	2-0	1-0	1-0	0-0-1	2-1	1-0	0-1	2-0	2-1	2-2
Texas	1-4	0-4	4-0	5-1	5-0-1	4-2	4-2	0-7	3-1	5-0	4-2	5-1	5-0	3-1	1-3	3-2	1-2	4-1	2-1-1	0-2	1-1	1-2	1-2	0-4	1-2	2-0	1-2	1-3	3-2	1-5
Texas A&M	0-1	0-2	2-0	3-0	1-0	3-0	1-0	2-0	1-0	1-0	0-3-1	0-3	2-2	3-1	1-2	3-2	1-0	4-0	5-0	3-0	0-1	0-1	2-1	1-3	1-1		1-1	4-0	3-0	2-3
Texas-Arlington																	1-0	1-0					1-0							
Texas-El Paso																										1-0				
Texas-San Antonio																				1-2										
Texas Tech							1-0	2-0	1-0	1-0	2-1	4-0	2-0	1-3	3-1	4-0	1-0	2-0	3-0	1-0	0-1	0-1	0-1	0-2	1-1	0-1	0-2	1-2	2-1	2-3
Toledo			1-0	0-1			1-0	1-0	1-0	1-0	1-0	1-0		1-0	1-0		2-0									1-0		1-0		
Troy																1-0	1-0			1-0		1-0	1-0			1-0				1-0
Tulsa	0-3		5-0	1-0	1-0		1-0	0-1	2-0	1-0	3-0	1-0					1-0			1-0										
UC Davis																1-0	1-0	1-0	1-0		1-0	1-0	1-0	1-0	1-0	1-0	3-0	1-0	2-0	1-0
UC Irvine																	1-0									1-0				
UC Riverside																					0-1					1-0				
UC Santa Barbara																				1-0		1-0								
UCLA			2-0	4-0	4-0	2-0	1-0	0-2	1-2-1	4-0	1-2	0-3	1-3	4-1	2-1	1-4	1-1	3-2	3-1-1	0-2	1-1	1-1	0-0-1	3-0	1-2	2-0	4-0	2-0	3-0	1-4
UNLV	0-1	1-0	1-3	1-4	5-0	6-0	6-0	1-4	3-1	2-1	2-2	0-2	0-1	0-1	1-1	1-1		4-0	1-1	2-1			1-0	2-0	2-0		1-0	2-0		1-1
USC Upstate																					1-0									1-0
Utah																	1-0			1-0				1-0			2-0	1-0	1-1	
Utah Tech																													1-0	
Vanderbilt	1-0	1-0						1-0	4-0	5-0	3-0	3-0	1-0	1-0	1-0				1-0	1-2	0-2			0-2		0-1	0-1	2-2	1-2	2-2
Villanova																						1-0								
VCU	1-1	1-3	2-0	1-0	1-0	1-0	2-0					1-0			2-1				1-0			1-0	1-0						1-0	
Washington				1-1	1-0	0-0-1	2-0	0-3-1	2-1	3-1	3-1	3-0	1-0	1-3	1-1	3-1	0-1	3-3	3-1	1-0-1						2-0	2-2	4-0	1-1	3-0
Washington State																	1-0									1-0	1-0	1-0	1-0	
Western Carolina																						1-0		1-0						
Western Kentucky																				1-0		1-0								
Western Washington																1-0														
West Virginia																						1-0	1-0						1-0	
Winthrop																					2-0	1-0								
Wisconsin																														1-0
Wofford																								1-0			1-0	1-0	1-0	
Wright State																								1-0			1-0			
Wyoming																										1-0				
Xavier																	1-0													
Yale																1-0				1-0	0-0-1						1-0			

**list limited to major conference golf teams, other nationally prominent programs and frequent opponents*