

Only Here

STANFORD ATHLETICS
THE WAY OF STANFORD

STANFORD MEN'S BASKETBALL

X

IG

@STANFORDMBB #GOSTANFORD

CONTACT: Zach Reynolds | 541.419.0615 | zreynold@stanford.edu

2025-26 SCHEDULE

OCTOBER/NOVEMBER

30 (Thu) Oregon (Exhibition)

W, 78-70

ACCNX

4 (Tue) Portland State

W, 89-79

ACCNX

8 (Sat) Montana

W, 91-68

ACCNX

12 (Wed) Montana State

W, 77-68

ACCNX

18 (Tue) Louisiana

W, 93-66

ACCNX

21 (Fri) Seattle

L, 69-77

ACCNX

27 (Thu) vs. Minnesota (1)

W, 72-68

CBSN

28 (Fri) vs. Saint Louis (1)

W, 78-77

TruTV

DECEMBER

1 (Mon) Portland

W, 94-72

ACCNX

7 (Sun) UNLV

L, 74-75

ACCNX

13 (Sat) at San Jose State

W, 86-82

CBSN

17 (Wed) UT Arlington

W, 76-60

ACCNX

20 (Sat) vs. Colorado (2)

W, 77-68

ESPNU

27 (Sat) CSUN

W, 88-80

ACCNX

30 (Tue) Notre Dame *

L, 40-47

ESPN2

JANUARY

2 (Fri) #16/13 Louisville *

W, 80-76

ACCN

7 (Wed) at Virginia Tech *

W, 69-68

ACCN

10 (Sat) at #23/23 Virginia *

L, 55-70

CW

14 (Wed) #14/15 North Carolina *

W, 95-90

ACCN

17 (Sat) #6/6 Duke *

L, 50-80

ACCN

24 (Sat) California *

L, 66-78

ACCN

28 (Wed) at Miami *

L, 70-79

ACCN

31 (Sat) at Florida State *

L, 80-88

ACCN

FEBRUARY

4 (Wed) #20/19 Clemson *

L, 64-66

ACCN

7 (Sat) Georgia Tech *

5 p.m.

ESPNU

11 (Wed) at Boston College *

6 p.m.

ESPNU

14 (Sat) at Wake Forest *

1 p.m.

ACCN

21 (Sat) at California *

3 p.m.

ACCN

25 (Wed) Pittsburgh *

5 p.m.

ACCN

28 (Sat) SMU *

3 p.m.

ACCN

MARCH

4 (Wed) at Notre Dame *

6 p.m.

ESPNU

7 (Sat) at NC State *

11:45 a.m.

CW

ACC contest *

Bold indicates home game

(1) Acrisure Invitational at Palm Desert, Calif.

(2) Hall of Fame Series Phoenix, at Phoenix, Ariz.

All times listed PT

STANFORD

14-9, 3-7 ACC

VS.

GEORGIA TECH

11-12, 2-8 ACC

SETTING THE SCENE

Stanford men's basketball completes its penultimate ACC home weekend on Saturday, Feb. 7 with a visit from Georgia Tech. The 5 p.m. tip will air on ESPNU.

THE STARTING FIVE

• Stanford is out to a 14-9 start, including four quadrant one NET victories and ACC wins vs. No. 14/15 North Carolina, No. 16/13 Louisville and Virginia Tech.

• Ebuka Okorie ranks ninth in the country in scoring at 21.6 points per game and third among freshmen. He joins only Duke's Cameron Boozer and BYU's AJ Dybantsa as qualified freshmen nationally north of 21 points per night, and he was named in the top-10 rankings for national freshman of the year by ESPN, Bleacher Report, Field of 68 and Hoops HQ.

• Stanford won the Acrisure Invitational in Palm Desert with wins over Minnesota and Saint Louis, with Benny Gealer's buzzer beater on Nov. 28 sending the Cardinal home victorious.

• The Cardinal is looking to snap a five-game skid, the longest for a Kyle Smith-coached team since 2022. Stanford remains tied for second in the ACC with four Q1 wins.

• Maxime Raynaud graduated from Stanford in 2025 after posting one of the top seasons in program history, and the All-American was drafted by the Sacramento Kings in June. Stanford's NBA alumni are shining above expectations, with Raynaud scoring 9.5 points per game, Ziaire Williams 9.7 per game and Spencer Jones 6.0 per game, including 34 starts. Raynaud is posting 11.3 points per game as a starter, while Jones is at 7.5. Brook Lopez and Dwight Powell remain in the rotations for Dallas and LA Clippers.

DOWN TO THE WIRE VS. CLEMSON

In a game that came down to the final possession, Stanford men's basketball fell late to No. 20/19 Clemson, 66-64. Aidan Cammann led the Cardinal with a career-high 19 points, finishing 7-for-12 from the floor with a pair of 3-pointers and a 3-for-3 mark at the free throw line, to go with five rebounds, two assists, two steals and two blocks. Oskar Giltay added eight points, on 4-for-4 shooting, with 11 rebounds, two steals and one block, while Ebuka Okorie finished with 18 points and three assists.

GAME INFORMATION

Date..... Feb. 7, 2026

Time5 p.m.

VenueMaples Pavilion

TV ESPNU

Talent Cooper Boardman, Ben Braun

Stanford Radio Cardinal Sports Network

.....GoStanford.com & Varsity Network / [Sirius XM 387](#)

Talent Troy Clardy, John Platz

All-Time Series..... Series tied, 2-2

Last Meeting L, 52-60 (Feb. 20, 2025)

Streak..... L1

STARTING LINEUP (FROM LAST GAME)

No.	Player	Pos.	Ht.	Wt.	Yr.	PPG	RPG	APG
1	Ebuka Okorie	G	6-2	185	Fr.	21.6	3.3	3.2
2	Donavin Young	F	6-8	220	So.	2.3	2.3	0.6
4	AJ Rohosy	F	6-9	230	Gr.	7.2	5.2	0.6
5	Benny Gealer	G	6-1	185	Sr.	10.0	2.3	1.8
11	Ryan Agarwal	G	6-6	205	R-Jr.	7.0	4.0	0.9

OFF THE BENCH

0	Anthony Batson Jr.	G	6-3	195	So.	-	-	-
3	Tallis Toure +	F/C	6-11	240	So.	0.0	1.0	0.0
6	Myles Jones	G	6-3	175	Fr.	-	-	-
10	Chisom Okpara +	F	6-8	240	Sr.	13.9	3.9	2.2
12	Kristers Skrinda	F	6-10	230	Fr.	0.8	1.6	0.1
13	Ethan Kitch	G	6-2	185	So.	0.0	0.0	0.0
15	Oskar Giltay	F/C	6-10	235	Fr.	4.2	5.2	0.4
20	Cameron Grant	F	6-7	220	R-So.	2.5	1.5	0.5
24	Jaylen Thompson	F	6-7	210	R-So.	0.5	0.5	0.1
25	Jeremy Dent-Smith	G	6-1	200	Gr.	8.1	2.0	1.9
33	Evan Stinson	F	6-7	205	So.	1.8	0.5	0.3
52	Aidan Cammann	F/C	6-10	230	R-So.	5.4	3.6	1.3

1 • Stanford Men's Basketball • Game Twenty-Four • Georgia Tech

OKORIE: ONE OF ONE

Ebuka Okorie has dazzled for the Cardinal this season with averages of 21.6 points, 3.3 rebounds, 3.2 assists and 1.5 steals per game. Okorie ranks ninth nationally in scoring, third among freshmen, joining Duke's Cameron Boozer and BYU's AJ Dybantsa as the only three freshmen nationally above 21 points per game, and second in the ACC. Okorie became the first Stanford freshman with four-straight 20-point games since Brook Lopez from Feb. 15-24, 2007, and the first Stanford player with back-to-back 30-point games since Landry Fields from Jan. 23-28, 2010. He would be the first freshman to meet his averages in points, rebounds, assists and steals, along with Boozer, since Oklahoma's Trae Young and Howard's RJ Cole in 2017-18.

Okorie broke Stanford's freshman scoring record with 32 points against Colorado (Dec. 20) and then broke his own mark with 36 points against North Carolina (Jan. 14). His 18 made free throws against Colorado are the second most in a single game by any player in program history, trailing only the 19 by Reid Travis on Dec. 3, 2016 vs. Kansas. The 18 makes and 21 attempts at the line are the third-most by any player in the country this season, and he is ninth in the country with 6.4 free throws per game.

The 26 points in Okorie's debut vs. Portland State marked the most for a Cardinal true freshman in program history against a Division I opponent - only Mark Pitchford had more, coming against Division II Cal Poly in 1977. He was the first freshman point guard to start the season opener since Tyrell Terry in 2019 and just the third freshman overall to start the opener since 2019, joining Ziaire Williams (2020) and Harrison Ingram (2021).

RECORD BOOK WATCH

In a position to rewrite the Cardinal's freshman record book, Ebuka Okorie already ranks fourth in points, passing Casey Jacobsen (1999-00) against Clemson (Feb. 1). He is just one away from Tyrell Terry (2019-20) in third, 57 away from Chasson Randle (2011-12) in second and 61 away from Todd Lichti (1985-86) in first. His scoring average is on pace to top Lichti (17.2) for the top spot.

Okorie has moved into a tie for fifth in field goals made (140), along with Brook Lopez, and is just seven away from moving into the top three, and he is eighth in 3-pointers made (38), 11 away from the top five. The Stanford freshman record for free throws is nearing a change, as Okorie stands just five away from tying Lichti's mark of 140. He passed John Revelli (130, 1980-81) for second on Jan. 31 vs. Florida State.

Not just a scorer, Okorie ranks eighth in assists and ninth in steals. He is eight assists and one steal away from tying for seventh in both categories.

In Stanford's overall season history, Okorie is 78 points away from the top-20 while his current scoring average of 21.6 points per game would rank fourth all-time, trailing only Adam Keefe (25.3, 1991-92), Landry Fields (22.0, 2009-20) and Casey Jacobsen (21.9, 2001-02).

THE NET RESULT

Stanford enters the matchup with the Yellow Jackets at No. 77 in the NET rankings (Feb. 5). The matchup is currently a quadrant three contest, as Georgia Tech slots in at No. 143. 17 of Stanford's 31 regular season games are currently slated to be in quadrant one or two, including 10 in Q1. Stanford has four quadrant one victories so far, against Saint Louis, Louisville, North Carolina and Virginia Tech, and it is one of four ACC teams that have at least four wins in quadrant one, along with Duke, North Carolina and Virginia. 22 other programs have at least four quadrant one wins, and all of those teams slot in the top-30 of the NET rankings. Stanford is tied for 15th nationally in quadrant one wins.

- vs. Quad 1: 4-3 (Wins over Louisville, Saint Louis, North Carolina, Virginia Tech)
- vs. Quad 2: 2-3 (Wins over Colorado, Minnesota)
- vs. Quad 3: 4-3 (Wins over UT Arlington, Montana State, Portland State, Montana)
- vs. Quad 4: 4-0 (Wins over, CSUN, Portland, San Jose State, Louisiana)

RANKINGS REPORT

Stanford faced three consecutive ranked opponents from Jan. 10-17, and four in five games from Jan. 2-17, including victories over No. 16/13 Louisville on Jan. 2 for the first ranked win of the Kyle Smith era and No. 14/15 North Carolina on Jan. 14. A fourth ranked opponent in the last five home games arrived to The Farm in No. 20/19 Clemson on Feb. 4, marking the first time Stanford had faced four ranked opponents at Maples in the same season since 2008-09. Stanford is 4-10 in its last 14 ranked games, including a 4-2 mark at home and two top-five wins, both over Arizona. The Cardinal is 2-3 against ranked teams this season, while Saint Louis, which fell to Stanford on Nov. 28 in its only loss of the season, has since entered the top-25 polls at No. 19/20.

BROKE HIS OWN RECORD

Ebuka Okorie's freshman scoring record lasted just 26 days before he surpassed it again. The dynamic freshman poured in 36 points against No. 14/15 North Carolina on Jan. 14, finishing 12-for-20 from the floor with three triples and nine free throws. Okorie has four 30-point contests this season, each in the last 11 games. His 36 points against the Tar Heels are tied for 15th-most in program history, and they were the most for a Stanford player since Chris Hernandez had 37 against UCLA in 2005.

HE'S HEATING UP

Graduate student guard Jeremy Dent-Smith is hitting his stride in ACC play, scoring 18 or more points in three of the past six games, including two straight with a season-high 20 against Duke and California. Dent-Smith, a two-time Division II All-American, is 15 for his last 32 (46.9%) from 3-point range over the last six games, and his six 3-pointers against North Carolina are the second-most in any league game this season. He ranks 19th in league games in 3-point percentage (37.0%), and he has increased his overall average in conference play to 9.3 points per game. A possible ACC Sixth Man of the Year, Dent-Smith ranks second in the ACC in scoring off the bench in conference play (10.1 ppg), as one of two players above 10 per game.

BY THE NUMBERS

1ST

RETURNING MINUTES (ACC)

3


PROGRAM RECORDS SET LAST SEASON (FT%, 3PM, TPG)

4

STRAIGHT POSTSEASONS FOR SMITH-COACHED TEAMS

17

PROGRAM-RECORD TYING WINS AT HOME IN 2024-25



THE ROSTER							
No.	Player	Pos.	Ht.	Wt.	Yr.	Major	Hometown / Previous School
0	Anthony Batson, Jr.	G	6-3	195	So.	Undeclared	Scottsdale, Ariz. / Notre Dame Preparatory
1	Ebuka Okorie	G	6-2	185	Fr.	Undeclared	Nashua, N.H. / Brewster Academy
2	Donavin Young	F	6-8	220	So.	Undeclared	Pasco, Wash. / Link Academy (Mo.)
3	Tallis Toure	F/C	6-11	240	So.	Undeclared	Roseville, Calif. / West Park
4	AJ Rohosy	F	6-9	230	Gr.	Post-Baccalaureate	San Anselmo, Calif. / Claremont-Mudd-Scripps
5	Benny Gealer	G	6-1	185	Sr.	Economics	Palos Verdes Estates, Calif. / Rolling Hills Prep
6	Myles Jones	G	6-3	175	Fr.	Undeclared	Sacramento, Calif. / Modesto Christian
10	Chisom Okpara	F	6-8	240	Sr.	Sociology	Bronxville, N.Y. / Harvard
11	Ryan Agarwal	G	6-6	205	R-Jr.	Economics	Coppell, Texas / Coppell
12	Kristers Skrinda	F	6-10	230	Fr.	Undeclared	Riga, Latvia / Riga State Gymnasium No. 2
13	Ethan Kitch	G	6-2	185	So.	Undeclared	Palo Alto, Calif. / Gunn
15	Oskar Giltay	F/C	6-10	235	Fr.	Undeclared	Bilzen, Belgium / Topsportschool Antwerp
20	Cameron Grant	F	6-7	220	R-So.	Economics	Lakewood, Ohio / St. Edward
24	Jaylen Thompson	F	6-7	210	R-So.	Sci., Tech. & Society	Oakland, Calif. / Southern California Academy
25	Jeremy Dent-Smith	G	6-1	200	Gr.	Post-Baccalaureate	Hawthorne, Calif. / Cal State Dominguez Hills
33	Evan Stinson	F	6-7	205	So.	Undeclared	Cheney, Wash. / Cheney
52	Aidan Cammann	F/C	6-10	230	R-So.	Psychology	Andover, Mass. / Brewster Academy (N.H.)

EBUKA OKORIE

AJ ROHOSY

CHISOM OKPARA

Kristers SKRINDA

Aidan CAMMANN

eh-BOO-kuh oh-CORE-ee

ro-HO-see

CHIZ-um ock-PAR-uh

SCREEN-duh

CAM-min

Tallis TOURE

Benny GEALER

Ryan AGARWAL

Oskar GILTAY

Eric REVENO

too-RAY

GHEE-ler

AHG-are-wall

HEEL-tay

REV-eh-no

CLASS OF 2026 SIGNS

Stanford has signed a top-15 class nationally in the class of 2026, with all four prospects rated as four-star players: Aziz Olajuwon (G/F, 6-7, Houston, Texas), Isaiah Rogers (G, 6-3, Corona, Calif.), Elias Obenayah (G, 6-5, Ukiah, Calif.) and Julius Price (G, 6-2, Santa Maria, Calif.). As of Feb. 5, The class ranks 18th nationally from ESPN, previously 13th after national signing day, and 12th from and 247 Sports. Olajuwon, the son of former NBA star Hakeem Olajuwon, was ranked as high as No. 40 nationally from ESPN at the time of his signing and currently sits at No. 61. All four players rank in the top-100 by at least one recruiting service, with 247 Sports having three players in the top-100: Olajuwon (64), Price (88) and Obenayah (99), and On3/Rivals having two: Olajuwon (69), Rogers (78).

ON THEIR TAR HEELS

Stanford downed North Carolina, 95-90, behind 36 points from Ebuka Okorie, but it also got 20 points apiece from Ryan Agarwal, a career-high, and Jeremy Dent-Smith, a season-high. Agarwal made five 3-pointers and Dent-Smith had six, helping Stanford to a 16-for-28 mark in the game, tied for the second most made 3-pointers in program history. Stanford had three players with at least 20 points for the first time since Jan. 24, 2015 vs. Arizona State, when Anthony Brown, Chasson Randle and Stefan Nastic all eclipsed the 20-point threshold.

CARDIAC CARDINAL

Trailing by 12 points with 2:18 to play, Stanford closed its road win over Virginia Tech on a 14-1 run to leave victorious, 69-68. Ebuka Okorie scored a game-high 31 points - his third game in the last five with at least 30 points - and tied a career-high with six assists in the victory. Donavin Young added a career-high 11 points and Oskar Giltay added eight points and 13 rebounds. Okorie scored or assisted on 40 of Stanford's final 42 points, including making the game-winning triple with 3.3 seconds to play.

ACRISURE INVITATIONAL CHAMPIONS

With wins over Minnesota and Saint Louis, Stanford captured its first multi-team event championship since the 2007 Basketball Travelers Classic, winning the Acrisure Invitational. The Cardinal opened with a win over Minnesota on Thanksgiving Day, 72-68, to reach the championship game. Ebuka Okorie led the way with 25 points, while Benny Gealer had 14 and Chisom Okpara 11. Chisom Okpara led four Cardinal players in double figure with 19 points against the Billikens, while Okorie had 17, Jeremy Dent-Smith 12 and AJ Rohosy 11. Trailing by two in the closing seconds, Okorie missed a free throw intentionally, which was rebounded by Rohosy, who found Gealer for the game-winner with 0.8 to play. Gealer was honored as the tournament's Most Valuable Player.

CARD > CARDS

Opening the calendar year with a statement on the national level, Stanford earned an 80-76 victory over No. 16/13 Louisville on Jan. 2. Ebuka Okorie led the Cardinal with 28 points, while Chisom Okpara stuffed the box score with 17 points and a season-high eight rebounds, while Ryan Agarwal scored 12 points, including a perfect 4-for-4 mark from three. The Cardinal limited Louisville to just 6-for-27 shooting beyond the arc – season-low marks in both categories.

STATISTICS 101

In addition to Ebuka Okorie ranking second in the ACC in scoring, he also ranks first in free throws (135), 18th in steals (1.5), ninth in free throw percentage (.823) and fifth in minutes played (33.7). Okorie is one of two players nationally to meet his averages in points, rebounds, assists and steals per game, along with Cameron Boozer (Duke). Chisom Okpara ranked 23rd in the ACC in scoring (13.9) before his season-ending injury, and Benny Gealer ranks ninth in the ACC with 2.3 made 3-pointers per game, doing so at a 41.4 percent clip, which is sixth-best in the ACC (min 2.0/game). Gealer also ranks 15th in the ACC with 1.5 steals per game and 81st nationally in offensive rating, per KenPom. AJ Rohosy ranks 21st in the ACC in offensive rebounds per game (2.3) and 78th in offensive rebound percentage, while Oskar Giltay ranks 13th in the ACC with 1.2 blocks per game and 22nd with 2.1 offensive rebounds per game.

The Cardinal ranks ninth in the country in limiting opponent steals (7.1%) and 13th nationally in limiting opponent assists (44.2%), per KenPom. In conference games, Okorie ranks fourth in scoring (20.2) while Ryan Agarwal ranks 10th in 3-point shooting (43.2%), Giltay ranks eighth in blocks (1.4) and Rohosy 14th in offensive rebounding (2.5). Okorie's 36 points vs. North Carolina (Jan. 14) stand as the top-scoring performance in a league game this season, and he joins only Cameron Boozer with two games of 30 or more in ACC games this season. Additionally, Stanford received its first votes in the AP poll (Nov. 10 and Nov. 17) since week two of 2020-21.

PRO CARD

2025 NBA Draft selection Maxime Raynaud is one of five Stanford players in the NBA, and he joins Spencer Jones (Denver Nuggets) and Brook Lopez (LA Clippers) as players currently starting. Jones is averaging 6.0 points this season, and 7.5 points per game across 34 starts, while Lopez is at 6.5 points per game back on the west coast, and 9.5 per game as a starter. Ziaire Williams is averaging 9.7 points per game with the Brooklyn Nets while Dwight Powell is at 3.1 points with the Dallas Mavericks. Raynaud is posting 9.5 points per game this season, and 11.3 points in 26 starts.

Raynaud was drafted in the second round of the 2025 NBA Draft by the Sacramento Kings, and he gave the Cardinal an NBA Draft selection for the fourth time in seven years, making Stanford one of four teams in the ACC to accomplish the feat, joining Duke, North Carolina and Florida State.

ACC STANDINGS

TEAM	CONFERENCE			OVERALL		
	W	L	PCT.	W	L	PCT.
1...Duke	10	0	1.000	21	1	955
2...Clemson	9	1	900	19	4	826
3...Virginia	8	2	800	19	3	864
....NC State	8	2	800	17	6	739
5...North Carolina	6	3	667	18	4	818
....Miami	6	3	667	17	5	773
7...Louisville	6	4	600	16	6	727
8...Virginia Tech	5	5	500	16	7	696
....California	5	5	500	17	6	739
10.SMU	4	5	444	15	7	682
11.Syracuse	4	6	400	13	10	565
12.Florida State	3	6	333	10	12	455
13 Stanford	3	7	300	14	9	609
14.Wake Forest	2	7	222	11	11	500
....Boston College	2	7	222	9	13	409
16.Georgia Tech	2	8	200	11	12	478
....Notre Dame	2	8	200	11	12	478
....Pittsburgh	2	8	200	9	14	391

*Through Feb. 4

INSIDE THE SERIES - GT

Series History	Series Tied, 2-2
Streak.....	1-1
Last 5 Meetings.....	2-2
Last 10 Meetings.....	2-2
Under Kyle Smith	0-1
Kyle Smith vs. Damon Stoudamire.....	6-1
Biggest Win	12, 2000-01
Biggest Loss	8, 2024-25
Most Points Scored.....	80, 2000-01
Most Points Allowed.....	68, 2000-01

QUICK FACTS

Stanford University	
Enrollment (undergraduate)	7,554
Enrollment (total).....	17,469
Home Arena Maples Pavilion	
Opened / Capacity.....	1968 / 7,233
Record at Maples.....	610-252 (.709)
Conference Record at Maples.....	313-196 (.616)
Anne and Tony Joseph Director of	
Men's Basketball	
Alma Mater	Hamilton College '92
Record at Stanford	35-23 (2nd year)
Overall	293-216 (16th year)
James C. Gaither Associate Men's Basketball Coach/	
General Manager.. Eric Reveno (2nd year, 11th total)	
Oscar da Silva Associate Men's Basketball	
Coach Jim Shaw (2nd year)	
Assistant Coach Wayne Hunter (2nd year)	
Assistant Coach	
Assistant Coach Brett MacConnell (1st year)	
Special Assistant to HCAmanda Leland (1st year)	
Operations	
OperationsAlex Yano (2nd year)	
Assistant GM	
Assistant GMAmir Bell (1st year)	
Sports PerformanceMichael Robinson (2nd year)	
Athletic Trainer	
Athletic TrainerLearie Jones (2nd year)	
First Season	
First Season1913-14 (111th season)	
All-Time Record	
All-Time Record1,645-1,261 (.566)	
NCAA Championships	
NCAA Championships1 (1942)	
NCAA Final Four	
NCAA Final Four2 (1942, 1998)	
NCAA Appearances ..	
NCAA Appearances ..17 (1942, '89, '92, '95, '96, '97, '98, '99, '00, '01, '02, '03, '04, '05, '07, '08, '14)	
NIT Championships	
NIT Championships3 (1991, 12, '15)	
NIT Appearances	
NIT Appearances10 (1988, '90, '91, '94, '06, '12, '13, '15, '18, '25)	
Conference Championships	
Conference Championships7 (1920, '21 [PCC], 1963 [AAWU], 1999, '00, '01, '04 [Pac-12])	



KYLE SMITH

ANNE AND TONY JOSEPH DIRECTOR OF MEN'S BASKETBALL
SECOND SEASON AT STANFORD

Kyle Smith was announced as the Anne and Tony Joseph Director of Men's Basketball on March 25, 2024, and he begins his second season at Stanford in 2025-26.

In its first season in the ACC, and the first under Smith, the Cardinal finished the 2024-25 season at 21-14 overall, marking its most total victories since 2014-15 while matching a program record with 17 wins at Maples Pavilion. Stanford went 9-1 at home in the ACC, while Smith is just the second coach in program history to win 20 or more games in his first season. Additionally, the seven-win improvement year-to-year matches a program record for a first-year head coach. Smith saw numerous players have career-best seasons, led by All-American and ACC first team honoree and Scholar-Athlete of the Year, Maxime Raynaud.

Smith landed at The Farm following a successful five-year stint at Washington State, where he went 94-71 overall, including a 25-10 mark and second-place finish in the Pac-12 in 2023-24. Smith holds a 290-209 career record across 15-plus seasons as a head coach, including six seasons at Columbia and three at San Francisco. Additionally, he spent 18 years as an assistant coach with stretches at Saint Mary's (2001-10), Air Force (2000-01) and San Diego (1992-2000).

The 2024 John R. Wooden Pac-12 Coach of the Year, Smith led the Cougars to a No. 7 seed in the NCAA Tournament, advancing to the round of 32 with a victory over Drake in the opening round, while the postseason event was the seventh for Smith as a head coach and third with Washington State. The Cougars also reached the NIT semifinals in 2022 and earned a bid for a second consecutive season in 2023.

Smith was the first coach in Washington State history to post a .500 or better record in each of his first four seasons, doing so after taking over a program that was under .500 in each of the previous seven campaigns.

A talented coach known for expertise in analytics and player development, Smith's tutelage has included three NBA Draft selections in CJ Elleby (2020), Mouhamed Gueye (2023) and Jaylen Wells (2024), as well as Pac-12 Freshman of the Year Myles Rice (2024), while three Cougars earned All-Pac-12 recognition in 2024. Smith also coached San Francisco's Jamaree Bouyea, who made his NBA debut in 2023, and mentored a series of professional athletes as an assistant coach, including NBA players Matthew Dellavedova and Patty Mills at Saint Mary's.

Smith has also seen success on the recruiting trail, landing two top-60 classes, the highest for Washington State in over a decade. He signed a top-100 prospect to Pullman in the class of 2022, the first for the program since Klay Thompson in 2008.

Prior to Smith's tenure at Washington State, he led San Francisco to a 63-40 record, including 20 wins or more in each season and two postseason appearances. His three straight 20-win seasons marked just the fourth time in school history that a USF coach accomplished the feat and the first time in nearly 40 years. Smith produced seven All-WCC picks, paced by two-time All-WCC first team selection Frankie Ferrari.

Preceding his time in the Bay Area, he served as the head coach at Columbia where he put together a 101-82 overall mark, including a CIT Championship in his final season. Smith mentored 10 All-Ivy League selections over his six seasons at Columbia, led by Maodo Lo, a two-time first team honoree and the second-leading scorer in school history.

Smith played an integral role in building the Gaels' program into a perennial championship contender in the West Coast Conference under head coach Randy Bennett. In his nine seasons in Moraga, the Gaels made three NCAA Tournament (2005, '08, '10) appearances and earned one NIT bid (2009). Saint Mary's averaged 23 wins over Smith's last six seasons on the staff, including an 81-20 record over his final three seasons. The 2009-10 team finished with a 28-6 record, advanced to the Sweet 16 of the NCAA Championship and was ranked 19th nationally in the final ESPN/USA Today Coaches Poll.

During his one season at Air Force, Smith served as the Falcons' offensive and recruiting coordinator and took a lead role with player development and scouting. He was instrumental in the recruitment of 2003-04 Mountain West Conference Player of the Year Nick Welch along with all-conference players Antoine Hood and A.J. Kuhle.

Before joining the Falcons, Smith served eight seasons as an assistant coach at San Diego from 1992-2000 under Hank Egan and Brad Holland. During his time at San Diego, Smith helped lead the Toreros to their second-highest win total in school history (20 in 1999-2000) and as associate head coach, orchestrated a defense that allowed the lowest opponent scoring average (62.6) in the West Coast Conference (62.6 in 1999-2000).

Born in El Paso, Texas, Smith graduated in 1992 from Hamilton College with a degree in English literature. He also played basketball and helped lead the Continentals to a 26-1 record and the No. 1 ranking in the nation for NCAA Division III as a junior. He shot a school-record 51.3 percent from three-point range and helped Hamilton to an Eastern College Athletic Conference (ECAC) championship.

Smith earned a master's degree in educational leadership from the University of San Diego, where he began his coaching career.

Kyle and his wife, Katie, have three sons, Rocco, Bo, and Luke.

YEAR	SCHOOL	OVERALL	POSTSEASON
2010-11	Columbia	15-13	-
2011-12	Columbia	15-15	-
2012-13	Columbia	12-16	-
2013-14	Columbia	21-13	CIT Quarterfinals
2014-15	Columbia	13-15	-
2015-16	Columbia	25-10	CIT Champions
2016-17	San Francisco	20-13	CBI First Round
2017-18	San Francisco	22-17	CBI Runner-Up
2018-19	San Francisco	21-10	-
2019-20	Washington St.	16-16	Postseason Canceled
2020-21	Washington St.	14-13	-
2021-22	Washington St.	22-15	NIT Semifinals
2022-23	Washington St.	17-17	NIT First Round
2023-24	Washington St.	25-10	NCAA Round of 32
2024-25	Stanford	21-14	NIT Second Round
2025-26	Stanford	14-9	-
Overall (16th season)		293-216	8 appearances
at Stanford		35-23	1 appearance
at Washington State		94-71	3 appearances
at San Francisco		63-40	2 appearances
at Columbia		101-82	2 appearances

STANFORD IN...		
	2025-26	Smith Era
Overall.....	14-9	35-23
ACC.....	3-7	14-16
Non-Conference.....	11-2	18-5
Postseason.....	0-0	1-1
Home Games.....	9-6	26-9
On The Road.....	2-3	5-11
On Neutral Courts.....	3-0	4-3
vs. AP Ranked Opponents.....	2-3	2-7
vs. Coaches Ranked Opponents.....	2-3	2-7
When Leading At Halftime.....	8-4	25-9
When Trailing At Halftime.....	6-5	10-14
When Tied At Halftime.....	0-0	0-0
In Overtime.....	0-0	0-0
When Scoring Less Than 50 Points.....	0-1	0-2
When Scoring 50-59 Points.....	0-2	0-4
When Scoring 60-69 Points.....	1-3	2-7
When Scoring 70-79 Points.....	5-2	18-8
When Scoring 80+ Points.....	8-1	15-2
When Opponent Scores Less Than 50 Points.....	0-1	0-1
When Opponent Scores 50-59 Points.....	0-0	3-1
When Opponent Scores 60-69 Points.....	7-1	19-3
When Opponent Scores 70-79 Points.....	4-5	9-10
When Opponent Scores 80+ Points.....	3-2	4-8
When Shooting 50% or Better.....	3-0	10-0
When Shooting Under 50%.....	11-9	25-23
When Shooting 35% or Better From 3.....	9-2	23-4
When Shooting Under 35% From 3.....	5-7	12-19
When Shooting 75% or Better From FT Line.....	6-4	22-16
When Shooting Under 75% From FT Line.....	8-5	13-7
In Games Decided By 1-3 Points.....	2-2	5-5
In Games Decided By 4-9 Points.....	7-4	15-8
In Games Decided By 10-19 Points.....	2-2	7-6
In Games Decided By 20 Or More Points.....	3-1	8-4
When Outrebounding Opponent.....	10-3	25-7
When Being Outrebounded.....	4-6	10-16
When Rebounds are Even.....	0-0	0-0
When Stanford has More Assists.....	10-5	29-11
When Stanford has Fewer Assists.....	3-4	4-11
When Assists are Even.....	1-0	2-1
When Committing Less Than 10 Turnovers.....	7-3	16-7
When Committing 10-14 Turnovers.....	5-4	17-12
When Committing 15 or More Turnovers.....	2-2	2-4
When Stanford Wins Turnover Battle.....	13-4	26-8
When Stanford Loses Turnover Battle.....	1-5	6-13
When Turnovers are Even.....	0-0	3-2
In Morning Games.....	0-0	0-0
In Afternoon Games.....	3-3	12-7
In Night Games.....	11-6	23-16
On Monday.....	1-0	2-0
On Tuesday.....	2-1	6-2
On Wednesday.....	4-2	10-7
On Thursday.....	1-0	1-1
On Friday.....	2-1	3-1
On Saturday.....	4-4	12-10
On Sunday.....	0-1	1-2
November.....	6-1	12-3
December.....	5-2	8-3
January.....	3-5	9-8
February.....	0-1	3-5
March.....	0-0	3-4
When Wearing White.....	10-6	28-11
When Wearing Cardinal.....	2-1	3-5
When Wearing Black.....	2-2	4-7

BY THE NUMBERS				
DOUBLE-DOUBLES		2025-26	CAREER	
AJ Rohosy		-	12*	
Jeremy Dent-Smith		-	5*	
40+ POINT GAMES		2025-26	CAREER	
Jeremy Dent-Smith		-	1*	
30+ POINT GAMES		2025-26	CAREER	
Ebuka Okorie		4	4	
Jeremy Dent-Smith		-	6*	
AJ Rohosy		-	2*	
20+ POINT GAMES		2025-26	CAREER	
Ebuka Okorie		11	11	
Chisom Okpara		4	13	
Jeremy Dent-Smith		2	30*	
AJ Rohosy		1	20*	
Ryan Agarwal		1	1	
Benny Gealer		-	1	
DOUBLE-DIGIT POINTS		2025-26	CAREER	
Ebuka Okorie		19	19	
Chisom Okpara		13	56	
Benny Gealer		12	25	
Jeremy Dent-Smith		8	74*	
AJ Rohosy		8	33*	
Ryan Agarwal		8	19	
Donavin Young		2	3	
Aidan Cammann		2	2	
Cameron Grant		1	1	
Oskar Giltay		1	1	
Evan Stinson		-	1	
DOUBLE-DIGIT REBOUNDS		2025-26	CAREER	
Oskar Giltay		4	4	
AJ Rohosy		1	14*	
Jeremy Dent-Smith		-	6*	
Ryan Agarwal		-	2	
Chisom Okpara		-	1	
DOUBLE-DIGIT ASSISTS		2025-26	CAREER	
N/A		-	-	
LED STANFORD IN SCORING (includes ties)		2025-26	CAREER	
Ebuka Okorie		14	14	
Chisom Okpara		4	4	
Jeremy Dent-Smith		3	3	
Benny Gealer		2	3	
AJ Rohosy		1	1	
Aidan Cammann		1	1	
Ryan Agarwal		-	1	
LED STANFORD IN REBOUNDING (includes ties)		2025-26	CAREER	
AJ Rohosy		8	8	
Oskar Giltay		8	8	
Ryan Agarwal		7	11	
Aidan Cammann		3	5	
Ebuka Okorie		3	3	
Chisom Okpara		2	3	
Donavin Young		1	1	
LED STANFORD IN ASSISTS (includes ties)		2025-26	CAREER	
Ebuka Okorie		13	13	
Jeremy Dent-Smith		6	6	
Benny Gealer		5	16	
Chisom Okpara		5	7	
Cameron Grant		1	1	
Ryan Agarwal		-	4	
Aidan Cammann		-	1	
*Non-Division I before 2025-26				
COACHES CHALLENGES		WON	LOST	STREAK
Kyle Smith		2	5	L2
Opponents		5	3	L1

HIGHS & LOWS	
2025-26 STANFORD TEAM HIGHS	
Points	95, vs. North Carolina 1/15/26
FG made	36, vs. Montana 11/8/25
FG att.	79, vs. Montana 11/8/25
FG%	60.9, vs. San Jose State 12/13/25
3-pt. FG made	16, vs. North Carolina 1/15/26
3-pt. FG att.	34, at Florida State 1/31/26
FT made	29, vs. Portland State 11/4/25
FT att.	41, vs. Colorado 12/20/25
Rebounds	46, vs. UNLV 12/7/25
Assists	20, vs. North Carolina 1/15/26
Steals	14, twice
Blocks	6, twice
Fewest Turnovers	5, vs. Montana 11/8/25
Fewest Fouls	12, vs. Montana State 11/12/25
First Half pts.	51, vs. Portland 12/1/25
Second Half pts.	56, vs. Montana 11/8/25
2025-26 STANFORD TEAM LOWS	
Points	40, vs. Notre Dame 12/30/25
FG made	13, vs. Notre Dame 12/30/25
FG att.	46, vs. San Jose State 12/13/25
FG%	23.2, vs. Notre Dame 12/30/25
3-pt. FG made	4, vs. Notre Dame 12/30/25
3-pt. FG att.	16, vs. UT Arlington 12/17/25
FT made	5, at Miami 1/28/26
FT att.	9, three times
Rebounds	23, vs. North Carolina 1/15/26
Assists	6, vs. Louisville 1/2/26
Steals	4, vs. Duke 1/17/26
Blocks	0, vs. North Carolina 1/15/26
Most Turnovers	20, vs. San Jose State 12/13/25
Most Fouls	22, at Miami 1/28/26
First Half pts.	17, vs. Notre Dame 12/30/25
Second Half pts.	21, at Virginia 1/10/26
2025-26 OPPONENT TEAM HIGHS	
Points	90, vs. North Carolina 1/15/26
FG made	32, vs. North Carolina 1/15/26
FG att.	64, vs. San Jose State 12/13/25
FG%	58.2, vs. North Carolina 1/15/26
3-pt. FG made	13, vs. Portland State 11/4/25
3-pt. FG att.	27, twice
FT made	26, vs. Saint Louis 11/28/25
FT att.	32, vs. North Carolina 1/15/26
Rebounds	48, vs. Notre Dame 12/30/25
Assists	18, at Florida State 1/31/26
Steals	11, vs. Duke 1/17/26
Blocks	10, vs. Seattle 11/21/25
Fewest Turnovers	8, vs. San Jose State 12/13/25
Fewest Fouls	12, twice
First Half pts.	47, twice
Second Half pts.	49, vs. Portland State 11/4/25
2025-26 OPPONENT TEAM LOWS	
Points	47, vs. Notre Dame 12/30/25
FG made	18, twice
FG att.	43, vs. UT Arlington 12/17/25
FG%	37.7, vs. Saint Louis 11/28/25
3-pt. FG made	2, vs. Louisiana 11/18/25
3-pt. FG att.	9, vs. Louisiana 11/18/25
FT made	7, vs. Montana State 11/12/25
FT att.	13, twice
Rebounds	19, vs. San Jose State 12/13/25
Assists	4, vs. Louisiana 11/18/25
Steals	1, vs. Minnesota 11/27/25
Blocks	0, twice
Most Turnovers	21, vs. Portland State 11/4/25
Most Fouls	30, vs. Portland State 11/4/25
First Half pts.	22, vs. Notre Dame 12/30/25
Second Half pts.	25, vs. Notre Dame 12/30/25
Cardinal: High/Low mark (or tie) in Kyle Smith era (2024-pres.)	

THE LAST TIME - TEAM

Scored 100 points

Stanford	100, vs. Arizona (12-31-23)
Opponent	106, at Duke (2-15-25)

Scored less than 50 points

Stanford	40, vs. Notre Dame (12-30-25)
Opponent	47, vs. Notre Dame (12-30-25)

Scored less than 40 points

Stanford	39, at California (2-26-22)
Opponent	38, vs. Carroll College (12-27-15)

Overtime game

Stanford win	vs. California (87-76 in 1OT on 3-13-24)
Stanford loss	vs. Arkansas (77-74 in 2OT on 11-22-23)

Double Overtime game

Stanford win	vs. UCLA (107-99 in 2OT on 1-4-18)
Stanford loss	vs. Arkansas (77-74 in 2OT on 11-22-23)

Three or More Overtimes

Stanford win	at Oregon State (103-101 in 4OT on 1-7-12)
Stanford loss	at Washington State (85-76 in 3OT on 2-20-21)

40-point win

Stanford	Stanford 85, Green Bay 40 (12-16-22)
Opponent	Oregon State 81, Stanford 38 (1-11-82)

50-point win

Stanford	Stanford 111, Harvard 56 (11-9-07)
Opponent	never

60 points in a half

Stanford	63 (1st half), vs. Harvard (11-9-07)
Opponent	63 (2nd half), vs. Cal Poly (11-30-24)

Between 16-20 points in a half

Stanford	19 (1st half), vs. Duke (1-17-26)
Opponent	19 (1st half), vs. Boston College (2-26-25)

15 points or less in a half

Stanford	12 (1st half), at California (2-26-22)
Opponent	15 (1st half), Washington State (2-28-19)

50 rebounds by a team

Stanford	53, vs. California (3-13-24)
Opponent	52, vs. Arkansas (11-22-23)

12 or more three-pointers in a game

Stanford	12, at Florida State (1-31-26)
Opponent	13, vs. Portland State (11-4-25)

10 or more steals in a game

Stanford	10, vs. Clemson (2-4-26)
Opponent	11, vs. Duke (1-17-26)

25 turnovers in a game

Stanford	28, vs. Portland State (11-26-17)
Opponent	27, vs. Green Bay (12-16-22)

Five players scoring in double digits

Stanford	6, vs. Portland (12-1-25)
Opponent	5, at Florida State (1-31-26)

More than five players scoring in double digits

Stanford	6, vs. Portland (12-1-25)
Opponent	6, vs. Washington State (3-14-24)

THE LAST TIME - INDIVIDUAL

Player recorded a double-double

Stanford	Maxime Raynaud (22 pts, 11 reb), vs. CSUN (3-18-25)
Opponent	John Camden (25 pts, 10 reb), vs. California (1-24-26)

Two players recorded a double-double

Stanford	Brandon Angel (19 pts/10 reb)/Maxime Raynaud (12 pts/17 reb), at Arizona State (2-1-24)
Opponent	Fardaws Aimaq (13 pts/10 reb)/Grant Newell (11 pts/10 reb), at California (1-24-24)

Player recorded a triple-double

Stanford	Ziaire Williams (12 pts/12 reb/10 ast), vs. Washington (1-7-21)
Opponent	Deivon Smith (13 pts, 10 reb, 13 ast), at Utah (2-29-24)

Game decided by buzzer-beater (no time remaining)

Stanford win	James Keefe, vs. Arizona State (3-9-22)
Stanford loss	Chucky Hepburn, vs. Louisville (3-13-25)

Game-winning field goal under five seconds to play

Stanford win	Ebuka Okorie, at Virginia Tech (1-27-26, 3.3 seconds remaining)
Stanford loss	Chucky Hepburn, vs. Louisville (3-13-25, no time remaining)

30 points

Stanford	Ebuka Okorie (36), vs. North Carolina (1-14-26)
Opponent	Cameron Boozer (30), vs. Duke (1-17-26)

40 points

Stanford	Casey Jacobsen (41), vs. Oregon (2-7-02)
Opponent	Darius McGhee (41), vs. Liberty (12-23-21)

Two players with 20 or more points

Stanford	Ebuka Okorie (36)/Ryan Agarwal (20)/Jeremy Dent-Smith (20), vs. North Carolina (1-14-26)
Opponent	Caleb Wilson (26)/Henri Veesar(26), vs. North Carolina (1-14-26)

Three players with 20 or more points

Stanford	Ebuka Okorie (36)/Ryan Agarwal (20)/Jeremy Dent-Smith (20), vs. North Carolina (1-14-25)
Opponent	Isaiah Collier (26)/Boogie Ellis (22)/Kobe Johnson (21), at USC (1-6-24)

No double-digit scorer

Stanford	vs. Arizona (1-20-22)
Opponent	vs. Carroll College (12-27-15)

12 field goals

Stanford	Ebuka Okorie (12), vs. North Carolina (1-14-26)
Opponent	Cameron Boozer (12), vs. Duke (1-17-26)

7 three-pointers

Stanford	Spencer Jones (8) vs. Washington (1-20-24)
Opponent	Courtney Ramey (8), vs. Arizona (2-11-23)

15 free throws

Stanford	Ebuka Okorie (18), vs. Colorado (12-20-25)
Opponent	Jared Cunningham (15), vs. Oregon State (3-9-11)

15 rebounds

Stanford	Maxime Raynaud (15), vs. Syracuse (1-25-25)
Opponent	Baye Ndongo (16), at Georgia Tech (2-12-25)

20 rebounds

Stanford	Michael Humphrey (20), at Oklahoma State (3-19-18)
Opponent	Andre Roberson (20), at Colorado (1-24-13)

Three players with 10 or more rebounds

Stanford	Travis (12)/R. Allen (10)/Pickens (10), vs. Villanova (11-26-15)
Opponent	McCoy (12)/Bailey (11)/Johnson (10), vs. UCLA (1-17-98)

10 assists

Stanford	Jaylen Blakes (10), at Santa Clara (11-23-24)
Opponent	Boopie Miller (10), at SMU (2-1-25)

RANKINGS REPORT - FEB. 5

AP	NR
USA TODAY COACHES	NR
NET	77
KENPOM	79
TORVIK	74
EVAN MIYA	99
KPI	44
RPI	56

RECORD BY STARTING LINEUP

2-0	Dent-Smith - Gealer - Agarwal - Okpara - Rohosy
6-2	Okorie - Gealer - Okpara - Rohosy - Cammann
3-1	Okorie - Gealer - Agarwal - Okpara - Rohosy
2-1	Okorie - Gealer - Agarwal - Okpara - Giltay
1-1	Okorie - Gealer - Agarwal - Young - Giltay
0-2	Okorie - Gealer - Agarwal - Young - Rohosy
0-2	Okorie - Dent-Smith - Agarwal - Young - Rohosy



#0 ANTHONY BATSON, JR.

SOPHOMORE | GUARD | 6-3 | 195 | UNDECLARED
SCOTTSDALE, ARIZ. | NOTRE DAME PREPARATORY

Three things to know...

- 1: Consensus three-star signing in 2024, explosive combo guard with strong two-way potential
- 2: All-state first team honoree at Notre Dame Prep, averaged 22.1 points and 6.3 rebounds per game as a senior
- 3: Completed summer internship with QuinStreet in San Francisco

Career Accolades: N/A

Trending: Set to redshirt 2025-26 campaign.

BATSON’S CAREER HIGHS

Points..... 6, vs. Wake Forest 2/5/25
FG 1, four times
FGA 4, twice
3FG -
3FGA..... 3, at Pittsburgh 1/4/25
FT 5, at Pittsburgh 1/4/25
FTA 6, at Pittsburgh 1/4/25
Rebounds..... 3, vs. Miami 1/22/25
Assists..... 1, five times
Blocks..... 2, vs. Grand Canyon 11/26/24
Steals..... 3, vs. Denver 11/4/24
Minutes..... 19, vs. Wake Forest 2/5/25

BATSON’S SEASON HIGHS

Points -
FG -
FGA -
3FG -
3FGA..... -
FT -
FTA -
Rebounds..... -
Assists..... -
Blocks..... -
Steals..... -
Minutes..... -

GAME BY GAME

CAREER STATS

				Field Goals		3-Point		F-Throws		Rebounds										Scoring	
SEASON	TEAM	GP-GS	MIN/AVG	FG-FGA	FG%	3FG-3FGA	3FG%	FT-FTA	FT%	OFF	DEF	TOT	AVG	PF-FO	A	TO	BLK	STL	PTS	AVG	
2024-25	Stan	20-0	101/5.0	4-23	.174	0-13	.000	11-16	.688	3	6	9	0.5	21-1	5	9	4	10	19	1.0	
TOTAL		20-0	101/5.0	4-23	.174	0-13	.000	11-16	.688	3	6	9	0.5	21-1	5	9	4	10	19	1.0	



#1 EBUKA OKORIE

FRESHMAN | GUARD | 6-2 | 185 | UNDECLARED
NASHUA, N.H. | BREWSTER ACADEMY

Three things to know...

- 1: 2024-25 Gatorade Player of the Year in New Hampshire
- 2: Played for nation's second-ranked high school program at Brewster Academy, averaged 14.0 points, 4.0 rebounds, 3.0 assists and 2.0 steals per game on 54.5 percent shooting
- 3: Rated as a four-star recruit from On3

Career Accolades: ACC Rookie of the Week (Dec. 29) ... On top-10 National Freshman of the Year watch lists from ESPN, Bleacher Report, Field of 68 and Hoops HQ.


Trending: Ranks ninth nationally with 21.6 points per game, third among freshmen and second in the ACC ... One of three freshmen nationally over 21 points per game, along with Duke's Cameron Boozer and BYU's AJ Dybantsa ... Broke Stanford freshman scoring record with 36 points against North Carolina (Jan. 14), most by any player in an ACC game this season ... Ranks second in program history in a single game with 18 made free throws vs. Colorado (Dec. 20) ... First Stanford player with back-to-back 30-point games since Landry Fields (Jan. 23 & 28, 2010) ... Scored 31 vs. Virginia Tech (Jan. 7), including a last-second game-winner, has four 30-point games this season ... Ranks ninth nationally in free throws per game (6.4) ... Became the first Stanford freshman with four-straight 20-point games since Brook Lopez from Feb. 15-24, 2007 ... Stanford is 10-1 when Okorie reaches 20 points, 11-2 when Okorie shoots 40% or better ... 26 or more points in six of last 12 games, including four with at least 30 ... One of 17 players nationally with four 30-point games, one of six at a major conference program ... On pace to break Stanford freshman scoring record, if numbers hold would be fourth-highest scoring average in a single season in Stanford history.

GAME BY GAME

Opponent	Date	GS	MIN	Total		3-Pointers		Free throws		Rebounds				PF	A	TO	BLK	STL	PTS	AVG
				FG-FGA	PCT	3FG-3FGA	PCT	FT-FTA	PCT	OFF	DEF	TOT	AVG							
Portland St.	11/04/2025	*	32:34	9-17	.529	2-6	.333	6-6	1.000	1	6	7	7.0	3	2	2	0	2	26	26.0
Montana	11/08/2025	*	32:47	11-16	.688	2-5	.400	5-6	.833	0	4	4	5.5	0	2	0	0	4	29	27.5
Montana St.	11/12/2025	*	35:23	7-15	.467	1-3	.333	6-8	.750	0	2	2	4.3	2	3	2	0	3	21	25.3
Louisiana	11/18/2025	*	33:36	6-10	.600	3-5	.600	11-13	.846	1	1	2	3.8	0	5	1	0	0	26	25.5
Seattle U	11/21/2025	*	28:23	5-15	.333	0-5	.000	7-9	.778	1	4	5	4.0	3	2	0	1	2	17	23.8
vs Minnesota	11/27/2025	*	38:07	9-21	.429	2-7	.286	5-7	.714	2	2	4	4.0	2	2	1	1	1	25	24.0
vs Saint Louis	11/28/2025	*	35:22	3-14	.214	3-8	.375	8-10	.800	0	3	3	3.9	1	6	0	0	1	17	23.0
Portland	12/01/2025	*	25:28	4-9	.444	2-6	.333	0-0	.000	0	3	3	3.8	1	3	2	0	1	10	21.4
UNLV	12/07/2025	*	33:11	4-16	.250	1-6	.167	9-12	.750	2	3	5	3.9	3	3	2	1	2	18	21.0
vs Colorado	12/20/2025	*	32:03	6-13	.462	2-5	.400	18-21	.857	0	1	1	3.6	1	2	2	0	2	32	22.1
CSUN	12/27/2025	*	37:10	9-18	.500	4-9	.444	8-10	.800	1	2	3	3.5	0	2	3	0	1	30	22.8
Notre Dame	12/30/2025	*	34:38	3-14	.214	0-6	.000	1-2	.500	2	4	6	3.8	1	2	1	0	1	7	21.5
Louisville	01/02/2026	*	37:40	9-18	.500	2-5	.400	8-10	.800	1	2	3	3.7	3	3	0	0	2	28	22.0
at Virginia Tech	01/07/2026	*	37:44	11-18	.611	4-8	.500	5-5	1.000	0	2	2	3.6	1	6	1	1	0	31	22.6
at Virginia	01/10/2026	*	29:48	5-20	.250	0-6	.000	4-5	.800	3	3	6	3.7	2	1	2	0	0	14	22.1
North Carolina	01/14/2026	*	35:42	12-20	.600	3-5	.600	9-11	.818	1	2	3	3.7	1	9	1	0	2	36	22.9
Duke	01/17/2026	*	31:15	3-9	.333	1-5	.200	2-2	1.000	0	1	1	3.5	0	1	4	1	2	9	22.1
California	01/24/2026	*	30:59	1-16	.063	0-9	.000	12-14	.857	0	3	3	3.5	3	3	1	1	1	14	21.7
at Miami (FL)	01/28/2026	*	32:28	8-21	.381	1-5	.200	2-3	.667	1	4	5	3.6	1	4	5	0	1	19	21.5
at Florida St.	01/31/2026	*	36:04	9-19	.474	3-7	.429	5-6	.833	0	1	1	3.5	3	4	3	0	1	26	21.8
Clemson	02/04/2026	*	37:20	6-11	.545	2-3	.667	4-4	1.000	0	1	1	3.3	2	3	0	0	2	18	21.6
Totals			21 707:42	140-330	.424	38-124	.306	135-164	.823	16	54	70	3.3	33	68	33	6	31	453	21.6

CAREER STATS

				Field Goals		3-Point		F-Throws		Rebounds				Scoring						
SEASON	TEAM	GP-GS	MIN/AVG	FG-FGA	FG%	3FG-3FGA	3FG%	FT-FTA	FT%	OFF	DEF	TOT	AVG	PF-FO	A	TO	BLK	STL	PTS	AVG
2025-26	Stan	21-21	708/33.7	140-330	.424	38-124	.306	135-164	.823	16	54	70	3.3	33-0	68	33	6	31	453	21.6
TOTAL		21-21	708/33.7	140-330	.424	38-124	.306	135-164	.823	16	54	70	3.3	33-0	68	33	6	31	453	21.6



#2 DONAVIN YOUNG

SOPHOMORE | FORWARD | 6-8 | 220 | UNDECLARED
PASCO, WASH. | LINK ACADEMY (MO.)

Three things to know...

- 1: Started 16 games as a freshman, elite athlete at both forward positions
- 2: Candidate for Most Improved Player in the ACC as a sophomore, shot 54.5 percent from 3-point range as a freshman
- 3: Completed summer internship with QuinStreet in San Francisco

Career Accolades: ACC All-Academic Team (2025) ... ACC Honor Roll (2025).

Trending: Made season debut against CSUN (Dec. 27) after missing first 12 games (lower extremity injury) ... Career-high 11 points with three made 3-pointers in a win at Virginia Tech (Jan. 7) ... Career-high nine rebounds vs. California (Jan. 24) ... 10 points and five rebounds at Florida State (Jan. 31).

YOUNG’S CAREER HIGHS

Points..... 11, at Virginia Tech 1/7/26
FG 4, three times
FGA 7, at Georgia Tech 2/12/25
3FG 3, twice
3FGA..... 5, at Virginia Tech 1/7/26
FT 3, at Georgia Tech 2/12/25
FTA 3, at Georgia Tech 2/12/25
Rebounds..... 9, vs. California 1/24/26
Assists..... 2, three times
Blocks 3, at North Carolina 1/18/25
Steals 2, twice
Minutes..... 34, at North Carolina 1/18/25

YOUNG’S SEASON HIGHS

Points..... 11, at Virginia Tech 1/7/26
FG 4, twice
FGA 6, twice
3FG 3, at Virginia Tech 1/7/26
3FGA..... 5, at Virginia Tech 1/7/26
FT -
FTA -
Rebounds..... 9, vs. California 1/24/26
Assists..... 2, three times
Blocks 2, vs. Notre Dame 12/30/25
Steals 1, at Florida State 1/31/26
Minutes..... 29, twice

GAME BY GAME

Opponent	Date	GS	MIN	Total		3-Pointers		Free throws		Rebounds							
				FG-FGA	PCT	3FG-3FGA	PCT	FT-FTA	PCT	OFF	DEF	TOT	AVG	PF	A	TO	BLK
CSUN	12/27/2025		04:12	0-0	.000	0-0	.000	0-0	.000	0	0	0	0.0	0	0	0	0
Notre Dame	12/30/2025		22:22	1-2	.500	0-1	.000	0-0	.000	2	4	6	3.0	4	0	1	2
Louisville	01/02/2026		04:24	0-0	.000	0-0	.000	0-0	.000	0	0	0	2.0	2	0	0	0
at Virginia Tech	01/07/2026		19:07	4-6	.667	3-5	.600	0-0	.000	0	0	0	1.5	3	2	0	1
at Virginia	01/10/2026		10:18	0-1	.000	0-1	.000	0-0	.000	0	1	1	1.4	1	0	0	0
North Carolina	01/14/2026	*	08:44	0-1	.000	0-1	.000	0-0	.000	0	2	2	1.5	2	0	0	0
Duke	01/17/2026	*	10:38	0-1	.000	0-1	.000	0-0	.000	0	0	0	1.3	1	0	0	0
California	01/24/2026	*	29:13	1-5	.200	0-2	.000	0-0	.000	3	6	9	2.3	2	2	0	0
at Miami (FL)	01/28/2026	*	03:29	0-0	.000	0-0	.000	0-0	.000	0	0	0	2.0	1	0	2	0
at Florida St.	01/31/2026	*	29:15	4-6	.667	2-3	.667	0-0	.000	2	3	5	2.3	2	1	0	1
Clemson	02/04/2026	*	08:25	0-2	.000	0-2	.000	0-0	.000	0	2	2	2.3	2	2	0	0
Totals		6	150:06	10-24	.417	5-16	.313	0-0	.000	7	18	25	2.3	20	7	3	4

CAREER STATS

				Field Goals		3-Point		F-Throws		Rebounds								Scoring		
SEASON	TEAM	GP-GS	MIN/AVG	FG-FGA	FG%	3FG-3FGA	3FG%	FT-FTA	FT%	OFF	DEF	TOT	AVG	PF-FO	A	TO	BLK	STL	PTS	AVG
2024-25	Stan	19-16	328/17.3	22-48	.458	12-22	.545	5-6	.833	20	28	48	2.5	32-0	2	8	8	10	61	3.2
2025-26	Stan	11-6	150/13.6	10-24	.417	5-16	.313	0-0	.000	7	18	25	2.3	20-0	7	3	4	1	25	2.3
TOTAL		30-22	478/15.9	32-72	.444	17-38	.447	5-6	.833	27	46	73	2.4	52-0	9	11	12	11	86	2.9



#3 TALLIS TOURE

SOPHOMORE | FORWARD/CENTER | 6-11 | 240 | UNDECLARED
ROSEVILLE, CALIF. | WEST PARK

Three things to know...

- 1: Consensus three-star signing in 2024, works as a shot-blocking center with 3-point range
- 2: Averaged 18.7 points, 11.4 rebounds and 3.0 blocks per game as a senior at West Park, named All-Foothill League Most Valuable Player
- 3: Completed summer internship with QuinStreet in San Francisco

Career Accolades: N/A

Trending: N/A

TOURE’S CAREER HIGHS

Points..... 4, twice
FG..... 1, four times
FGA..... 2, twice
3FG..... -
3FGA..... 1, twice
FT..... 3, at Duke 2/15/25
FTA..... 4, at Duke 2/15/25
Rebounds..... 3, at SMU 2/1/25
Assists..... 2, at California 12/7/24
Blocks..... 3, at California 12/7/24
Steals..... 1, three times
Minutes..... 11, at Pittsburgh 1/4/25

TOURE’S SEASON HIGHS

Points..... -
FG..... -
FGA..... 1, vs. Montana 11/8/25
3FG..... -
3FGA..... -
FT..... -
FTA..... -
Rebounds..... 2, vs. Montana 11/8/25
Assists..... -
Blocks..... 1, vs. Montana 11/8/25
Steals..... -
Minutes..... 4, vs. Montana 11/8/25

GAME BY GAME

Opponent	Date	GS	MIN	Total		3-Pointers		Free throws		Rebounds				PF	A	TO	BLK	STL	PTS	AVG
				FG-FGA	PCT	3FG-3FGA	PCT	FT-FTA	PCT	OFF	DEF	TOT	AVG							
Portland St.	11/04/2025		03:00	0-0	.000	0-0	.000	0-0	.000	0	0	0	0.0	0	0	0	0	0	0	0.0
Montana	11/08/2025		03:51	0-1	.000	0-0	.000	0-0	.000	1	1	2	1.0	0	0	0	1	0	0	0.0
Totals		0	06:51	0-1	.000	0-0	.000	0-0	.000	1	1	2	1.0	0	0	0	1	0	0	0.0

CAREER STATS

				Field Goals		3-Point		F-Throws		Rebounds									Scoring	
SEASON	TEAM	GP-GS	MIN/AVG	FG-FGA	FG%	3FG-3FGA	3FG%	FT-FTA	FT%	OFF	DEF	TOT	AVG	PF-FO	A	TO	BLK	STL	PTS	AVG
2024-25	Stan	16-0	80/5.0	4-10	.400	0-2	.000	9-12	.750	5	4	9	0.6	19-1	3	9	4	3	17	1.1
2025-26	Stan	2-0	7/3.4	0-1	.000	0-0	.000	0-0	.000	1	1	2	1.0	0-0	0	0	1	0	0	0.0
TOTAL		18-0	87/4.8	4-11	.364	0-2	.000	9-12	.750	6	5	11	0.6	19-1	3	9	5	3	17	0.9



#4 AJ ROHOSY

GRADUATE STUDENT | FORWARD | 6-9 | 230 | POST-BACCALAUREATE
SAN ANSELMO, CALIF. | MARIN CATHOLIC / CLAREMONT-MUDD-SCRIPPS

Three things to know...

- 1: Graduate transfer from Claremont-Mudd-Scripps, previously a walk-on at Washington State under Kyle Smith. Joins Jeremy Dent-Smith in giving Stanford a graduate transfer for the fourth-straight season
- 2: D3hoops All-America second team and CSC Academic All-America first team in 2024-25. Averaged a double-double last year at Claremont-Mudd-Scripps with 21.3 points and 10.5 rebounds per game while setting a new program record for field goal percentage in a season at 64.8 percent
- 3: Completed summer internship with Altamont Capital

Career Accolades: D3hoops All-America second team (2025) ... College Sports Communicators Academic All-America first team (2025) ... SCIAC Tournament Most Outstanding Player (2025) ... NABC and D3hoops All-Region selection (2025) ... All-SCIAC first team (2025) ... Two-time SCIAC Offensive Player of the Week (2025) ... Two-time D3 Team of the Week (2025).

ROHOSY’S CAREER HIGHS

Points.....36, vs. Redlands 1/15/25
FG 15, at Pomona-Pitzer 1/25/25
FGA23, vs. Redlands 1/15/25
3FG
3FGA.....
FT 8, at Ramapo, 3/7/25
FTA 12, at Ramapo, 3/7/25
Rebounds..... 20, twice
Assists.....8, at Pomona-Pitzer 2/15/25
Blocks.....4, twice
Steals.....4, twice
Minutes..... 43, at Pomona-Pitzer 2/15/25

ROHOSY’S SEASON HIGHS

Points.....20, at San Jose State 12/13/25
FG8, at San Jose State 12/13/25
FGA 12, vs. Saint Louis 11/28/25
3FG
3FGA.....
FT 4, at San Jose State 12/13/25
FTA 9, vs. UT Arlington 12/17/25
Rebounds.....11, vs. Duke 1/17/26
Assists.....2, four times
Blocks.....2, twice
Steals.....2, twice
Minutes..... 28, twice

Trending: Set a Division I high with 20 points in a win over San Jose State (Dec. 13) ... Season and D-1 high of 11 rebounds vs. Duke (Jan. 17) ... One of a select group of current or former Division III transfers to match his scoring in Division I this season, and the only player from a major conference ... Led the Acrisure Invitational with 7.0 rebounds and 3.0 offensive rebounds per game ... Double digit scoring in two of the last three outings.

GAME BY GAME

Opponent	Date	GS	MIN	Total		3-Pointers		Free throws		Rebounds				PF	A	TO	BLK	STL	PTS	AVG
				FG-FGA	PCT	3FG-3FGA	PCT	FT-FTA	PCT	OFF	DEF	TOT	AVG							
Portland St.	11/04/2025	*	24:12	3-7	.429	0-0	.000	2-4	.500	2	4	6	6.0	2	0	2	1	0	8	8.0
Montana	11/08/2025	*	25:09	6-10	.600	0-0	.000	0-4	.000	3	5	8	7.0	1	2	0	1	2	12	10.0
Montana St.	11/12/2025	*	25:47	6-10	.600	0-0	.000	1-2	.500	0	7	7	7.0	3	1	0	2	0	13	11.0
Louisiana	11/18/2025	*	09:15	2-4	.500	0-0	.000	1-5	.200	3	2	5	6.5	3	0	0	0	0	5	9.5
Seattle U	11/21/2025	*	26:34	6-11	.545	0-0	.000	0-0	.000	2	2	4	6.0	2	0	1	0	2	12	10.0
vs Minnesota	11/27/2025	*	19:50	4-4	1.000	0-0	.000	0-0	.000	1	4	5	5.8	3	1	1	2	0	8	9.7
vs Saint Louis	11/28/2025	*	23:02	5-12	.417	0-0	.000	1-2	.500	5	4	9	6.3	4	2	0	0	0	11	9.9
Portland	12/01/2025	*	17:52	4-9	.444	0-0	.000	0-0	.000	1	3	4	6.0	3	0	0	1	2	8	9.6
UNLV	12/07/2025	*	17:01	3-8	.375	0-0	.000	0-3	.000	2	3	5	5.9	1	0	2	1	1	6	9.2
at San Jose St.	12/13/2025	*	28:10	8-9	.889	0-0	.000	4-8	.500	4	4	8	6.1	2	2	2	1	0	20	10.3
UT Arlington	12/17/2025	*	23:48	5-8	.625	0-0	.000	3-9	.333	1	6	7	6.2	3	1	0	1	0	13	10.5
vs Colorado	12/20/2025	*	19:44	2-3	.667	0-0	.000	0-2	.000	2	3	5	6.1	4	0	0	0	1	4	10.0
CSUN	12/27/2025	*	11:51	1-2	.500	0-0	.000	0-0	.000	1	4	5	6.0	4	0	4	0	0	2	9.4
Notre Dame	12/30/2025	*	14:53	1-4	.250	0-0	.000	0-0	.000	1	1	2	5.7	1	1	0	0	1	2	8.9
Louisville	01/02/2026		14:19	2-2	1.000	0-0	.000	0-0	.000	1	1	2	5.5	2	0	2	0	0	4	8.5
at Virginia Tech	01/07/2026		06:31	0-1	.000	0-0	.000	0-0	.000	1	1	2	5.3	1	0	0	0	0	0	8.0
at Virginia	01/10/2026		15:25	1-2	.500	0-0	.000	2-3	.667	4	2	6	5.3	2	0	0	1	0	4	7.8
North Carolina	01/14/2026		24:08	2-6	.333	0-0	.000	1-4	.250	1	5	6	5.3	3	1	0	0	0	5	7.6
Duke	01/17/2026		28:04	4-7	.571	0-0	.000	0-3	.000	8	3	11	5.6	2	0	3	0	0	8	7.6
California	01/24/2026	*	03:40	0-3	.000	0-0	.000	0-0	.000	2	0	2	5.5	2	0	1	0	0	0	7.3
at Miami (FL)	01/28/2026	*	24:06	4-7	.571	0-0	.000	2-3	.667	3	1	4	5.4	3	2	1	0	0	10	7.4
at Florida St.	01/31/2026	*	14:39	5-6	.833	0-0	.000	1-2	.500	3	1	4	5.3	4	0	1	0	0	11	7.5
Clemson	02/04/2026	*	17:03	0-2	.000	0-0	.000	0-0	.000	1	1	2	5.2	2	1	2	0	0	0	7.2
Totals			18 435:02	74-137	.540	0-0	.000	18-54	.333	52	67	119	5.2	57	14	22	11	9	166	7.2

CAREER STATS

				Field Goals		3-Point		F-Throws		Rebounds										Scoring	
SEASON	TEAM	GP-GS	MIN/AVG	FG-FGA	FG%	3FG-3FGA	3FG%	FT-FTA	FT%	OFF	DEF	TOT	AVG	PF-FO	A	TO	BLK	STL	PTS	AVG	
2022-23	WSU	1-0	3/3.0	0-0	.000	0-0	.000	0-0	.000	0	0	0	0.0	0-0	0	1	1	0	0	0.0	
2023-24	WSU	10-0	12/1.2	2-3	.667	0-0	.000	0-0	.000	0	4	4	0.4	1-0	3	0	0	0	4	0.4	
2024-25	CMS	27-27	822/30.4	227-351	.647	0-0	.000	120-193	.622	123	163	286	10.6	69-2	57	53	27	37	574	21.3	
2025-26	Stan	23-18	435/18.9	74-137	.540	0-0	.000	18-54	.333	52	67	119	5.2	57-0	14	22	11	9	166	7.2	
TOTAL FOR Stan		23-18	435/18.9	74-137	.540	0-0	.000	18-54	.333	52	67	119	5.2	57-0	14	22	11	9	166	7.2	
TOTAL		61-45	1272/20.8	303-491	.617	0-0	.000	138-247	.559	175	234	409	6.7	127-2	74	76	39	46	744	12.2	



#5 BENNY GEALER

SENIOR | GUARD | 6-1 | 185 | ECONOMICS
PALOS VERDES ESTATES, CALIF. | ROLLING HILLS PREP

Three things to know...

- 1: Former walk-on, earned a scholarship starting in 2023-24 (third year on scholarship)
- 2: Led Stanford with a 3.6:1 assist-to-turnover ratio in 2024-25, which led the ACC among players with at least 2.0 ast/game
- 3: Completed summer internship with Silicon Valley Commercial Real Estate

Career Accolades: Finalist for L'Cheisman (2026), presented by Manischewitz Athletic Honors Society ... Acrisure Invitational Most Valuable Player (Nov. 27-28, 2025) ... Two-time CSC Academic All-District (2024, 2025) ... ACC All-Academic Team (2025) ... NABC Honors Court (2025) ... Pac-12 Academic Honor Roll (2024) ... ACC Honor Roll (2025).

Trending: Ranks ninth in the ACC in threes per game (2.3), sixth in 3-point percentage (41.4%, min 2.0/game) and 15th in steals (1.5) ... Made six threes in a half vs. Cal State Fullerton (Nov. 8, 2024) - first Stanford player with six threes in a half since Spencer Jones accomplished the feat vs. Washington (Jan. 20, 2024) ... Career-high five steals against Cal Poly (Nov. 30, 2024), most in a single game for Stanford since Oscar da Silva had five against San Diego on Dec. 21, 2019 ... Has opened each of the last two seasons with three-straight games in double-figure scoring. Stanford is 17-8 in Gealer's career when he scores 10 or more ... Scored the game-winning 3-pointer with 0.8 seconds to go against Saint Louis to win the Acrisure Invitational (Nov. 28) ... 2.3-to-1 assist to turnover ratio this season ... 10 games with multiple steals ... Per KenPom, ranks 81st nationally in offensive rating.

GEALER’S CAREER HIGHS

Points..... 20, vs. Cal State Fullerton 11/8/24
FG 7, vs. Cal State Fullerton 11/8/24
FGA..... 14 at Florida State 1/31/26
3FG 6, vs. Cal State Fullerton 11/8/24
3FGA..... 12, at Florida State 1/31/26
FT 6, twice
FTA 6, three times
Rebounds..... 6, vs. California 2/22/25
Assists.....9, at Arizona 2/4/24
Blocks.....1, three times
Steals.....5, vs. Cal Poly 11/30/24
Minutes..... 39, vs. UT Arlington 12/17/25

GEALER’S SEASON HIGHS

Points..... 17, twice
FG 6, twice
FGA..... 14, at Florida State 1/31/26
3FG 5, at Miami 1/28/26
3FGA..... 12, at Florida State 1/31/26
FT 7, vs. UT Arlington 12/17/25
FTA 7, vs. UT Arlington 12/17/25
Rebounds..... 5, at Virginia Tech 1/7/26
Assists.....5, twice
Blocks.....1, vs. San Jose State 12/13/25
Steals..... 4, vs. Minnesota 11/27/25
Minutes..... 39, vs. UT Arlington 12/17/25

GAME BY GAME

Opponent	Date	GS	MIN	Total		3-Pointers		Free throws		Rebounds				PF	A	TO	BLK	STL	PTS	AVG
				FG-FGA	PCT	3FG-3FGA	PCT	FT-FTA	PCT	OFF	DEF	TOT	AVG							
Portland St.	11/04/2025	*	29:32	3-5	.600	1-2	.500	5-6	.833	1	2	3	3.0	3	2	2	0	3	12	12.0
Montana	11/08/2025	*	26:06	4-11	.364	3-9	.333	2-2	1.000	1	0	1	2.0	4	1	1	0	2	13	12.5
Montana St.	11/12/2025	*	32:06	5-8	.625	4-6	.667	2-2	1.000	0	4	4	2.7	0	2	0	0	0	16	13.7
Louisiana	11/18/2025	*	18:25	1-3	.333	1-3	.333	0-0	.000	0	1	1	2.3	3	1	2	0	1	3	11.0
Seattle U	11/21/2025	*	34:54	3-7	.429	3-6	.500	0-0	.000	0	3	3	2.4	1	2	0	0	2	9	10.6
vs Minnesota	11/27/2025	*	37:25	4-12	.333	4-9	.444	2-2	1.000	1	2	3	2.5	1	5	0	0	4	14	11.2
vs Saint Louis	11/28/2025	*	15:08	1-3	.333	1-2	.500	0-0	.000	0	0	0	2.1	3	2	0	0	0	3	10.0
Portland	12/01/2025	*	32:33	6-11	.545	3-6	.500	0-0	.000	0	1	1	2.0	0	3	0	0	2	15	10.6
UNLV	12/07/2025	*	23:21	3-8	.375	3-8	.375	2-2	1.000	0	4	4	2.2	1	1	1	0	0	11	10.7
at San Jose St.	12/13/2025	*	30:51	1-2	.500	1-2	.500	5-6	.833	1	2	3	2.3	4	1	1	1	1	8	10.4
UT Arlington	12/17/2025	*	38:57	4-11	.364	2-7	.286	7-7	1.000	0	3	3	2.4	1	2	1	0	3	17	11.0
vs Colorado	12/20/2025	*	33:30	3-7	.429	3-5	.600	4-4	1.000	2	2	4	2.5	3	2	1	0	3	13	11.2
CSUN	12/27/2025	*	35:23	4-6	.667	4-6	.667	1-1	1.000	0	2	2	2.5	2	5	0	0	2	13	11.3
Notre Dame	12/30/2025	*	25:39	2-6	.333	1-5	.200	0-0	.000	0	1	1	2.4	2	1	0	0	1	5	10.9
Louisville	01/02/2026	*	23:45	2-6	.333	0-3	.000	3-4	.750	0	0	0	2.2	1	0	1	0	1	7	10.6
at Virginia Tech	01/07/2026	*	27:48	3-6	.500	3-5	.600	0-0	.000	0	5	5	2.4	4	0	2	0	1	9	10.5
at Virginia	01/10/2026	*	32:25	5-12	.417	3-9	.333	2-2	1.000	0	4	4	2.5	2	0	0	0	3	15	10.8
North Carolina	01/14/2026	*	23:06	1-2	.500	1-2	.500	2-2	1.000	0	0	0	2.3	1	3	0	0	2	5	10.4
Duke	01/17/2026	*	22:35	1-3	.333	0-2	.000	2-2	1.000	0	3	3	2.4	3	3	0	0	1	4	10.1
California	01/24/2026	*	17:39	1-4	.250	1-4	.250	1-2	.500	0	0	0	2.3	2	0	0	0	0	4	9.8
at Miami (FL)	01/28/2026		23:16	6-9	.667	5-8	.625	0-0	.000	2	1	3	2.3	2	3	2	0	1	17	10.1
at Florida St.	01/31/2026		27:35	4-14	.286	4-12	.333	0-0	.000	1	1	2	2.3	3	2	2	0	0	12	10.2
Clemson	02/04/2026	*	25:21	2-8	.250	2-7	.286	0-0	.000	1	1	2	2.3	1	1	2	0	1	6	10.0
Totals			21 637:20	69-164	.421	53-128	.414	40-44	.909	10	42	52	2.3	47	42	18	1	34	231	10.0

CAREER STATS

SEASON	TEAM	Field Goals		3-Point		F-Throws		Rebounds				Scoring					
		GP-GS	MIN/AVG	FG-FGA	FG%	3FG-3FGA	3FG%	FT-FTA	FT%	OFF	DEF	TOT	AVG	PF-FO	A	TO	BLK
2022-23	Stan	12-0	59/4.9	4-8	.500	3-7	.429	2-2	1.000	1	5	6	0.5	6-0	6	9	0
2023-24	Stan	32-1	573/17.9	47-130	.362	26-78	.333	15-18	.833	6	45	51	1.6	57-1	73	27	1
2024-25	Stan	32-7	652/20.4	58-170	.341	45-123	.366	32-36	.889	10	45	55	1.7	61-1	65	18	1
2025-26	Stan	23-21	637/27.7	69-164	.421	53-128	.414	40-44	.909	10	42	52	2.3	47-0	42	18	1
TOTAL		99-29	1922/19.4	178-472	.377	127-336	.378	89-100	.890	27	137	164	1.7	171-2	186	72	3



#6 MYLES JONES

FRESHMAN | GUARD | 6-3 | 175 | UNDECLARED
SACRAMENTO, CALIF. | MODESTO CHRISTIAN

Three things to know...

1: Stanford's first commit in 2026 class, reclassified to 2025

2: Three-star guard via 247Sports and On3, top-25 player in state of California for 2026 class per 247

3: Averaged 14.0 points, 4.5 rebounds and 3.7 assists per game as a junior for Modesto Christian

Career Accolades: N/A

Trending: Set to redshirt 2025-26 campaign.

JONES' CAREER HIGHS

Points	-
FG	-
FGA	-
3FG	-
3FGA	-
FT	-
FTA	-
Rebounds	-
Assists	-
Blocks	-
Steals	-
Minutes	-

JONES' SEASON HIGHS

Points	-
FG	-
FGA	-
3FG	-
3FGA	-
FT	-
FTA	-
Rebounds	-
Assists	-
Blocks	-
Steals	-
Minutes	-

GAME BY GAME

CAREER STATS



#10 CHISOM OKPARA

SENIOR | FORWARD | 6-8 | 240 | SOCIOLOGY
BRONXVILLE, N.Y. | LA LUMIERE SCHOOL (IND.) / HARVARD

Three things to know...

- 1: Transfer from Harvard, enters second year in Stanford program in 2025-26. Ranked sixth in the Ivy League in scoring in 2023-24. Sister, Chidimma, also transferred to Stanford in women's tennis (2023-25, via Dartmouth)
- 2: One of top sixth men in the ACC last season, had 11 games in double figures off the Cardinal bench
- 3: Completed summer internship with Silicon Valley Commercial Real Estate

Career Accolades: CSC Academic All-District (2025) ... ACC All-Academic Team (2025) ... NABC Honors Court (2025) ... ACC Honor Roll (2025) ... Ivy League Player of the Week (Dec. 26, 2023) ... Four-time Ivy League Rookie of the Week (Nov. 14, 21, Dec. 26, 2022, Feb. 20, 2023) ... Blue Ribbon Preseason Ivy League Rookie of the Year (2022-23).

Trending: Ranked 23rd in the ACC in scoring (13.9) and sixth in free throws (84) at the time of his season-ending injury ... Stanford is 9-0 over Okpara's career when he reaches 15 points ... Stanford-high 22 points against Louisiana (Nov. 18), four games this season with at least 20 points, eight with at least 15 ... Ranked sixth with 15.0 points per game and first with 3.0 offensive rebounds per game at the Acrisure Invitational ... Reached 1,000 career points against San Jose State (Dec. 13) ... 16.3 points per game over six contests from Dec. 13-Jan. 2 ... Career-high 11 made free throws vs. CSUN (Dec. 27), at least six FTA in eight of the last 11 games ... Suffered season-ending lower extremity injury against Virginia (Jan. 10).

OKPARA'S CAREER HIGHS

Points.....26, vs. Holy Cross 12/21/23
FG..... 10, three times
FGA..... 17, twice
3FG..... 3, four times
3FGA..... 7, four times
FT.....11, vs. CSUN 12/27/25
FTA..... 15, at Loyola Chicago 12/2/23
Rebounds..... 10, at Northeastern 11/16/22
Assists.....5, three times
Blocks.....3, at Massachusetts 11/17/23
Steals..... 4, vs. Albany 1/2/24
Minutes..... 39, vs. Penn 2/24/24

OKPARA'S SEASON HIGHS

Points..... 22, vs. Louisiana 11/18/25
FG..... 7, twice
FGA..... 15, vs. Minnesota 11/27/25
3FG..... 3, at San Jose State 12/13/25
3FGA..... 7, twice
FT.....11, vs. CSUN 12/27/25
FTA.....14, vs. CSUN 12/27/25
Rebounds.....8, vs. Louisville 1/2/26
Assists.....5, at San Jose State 12/13/25
Blocks.....2, vs. Louisville 1/2/26
Steals..... 2, six times
Minutes..... 34, vs. Saint Louis 11/28/25

GAME BY GAME

Opponent	Date	GS	MIN	Total		3-Pointers		Free throws		Rebounds				PF	A	TO	BLK	STL	PTS	AVG	
				FG-FA	PCT	3FG-3FA	PCT	FT-FTA	PCT	OFF	DEF	TOT	AVG								
Portland St.	11/04/2025	*	29:18	7-11	.636	0-1	.000	7-8	.875	2	2	4	4.0	3	1	3	1	1	21	21.0	
Montana	11/08/2025	*	24:53	3-10	.300	0-1	.000	2-3	.667	4	1	5	4.5	4	2	1	0	2	8	14.5	
Montana St.	11/12/2025	*	30:57	5-9	.556	0-0	.000	5-7	.714	1	3	4	4.3	2	3	3	0	0	15	14.7	
Louisiana	11/18/2025	*	26:24	7-10	.700	1-3	.333	7-7	1.000	2	3	5	4.5	0	1	2	0	1	22	16.5	
Seattle U	11/21/2025	*	33:26	5-14	.357	1-3	.333	3-6	.500	3	1	4	4.4	2	3	5	0	2	14	16.0	
vs Minnesota	11/27/2025	*	29:10	4-15	.267	1-7	.143	2-2	1.000	3	1	4	4.3	3	2	3	0	2	11	15.2	
vs Saint Louis	11/28/2025	*	34:19	5-13	.385	2-3	.667	7-10	.700	3	3	6	4.6	0	3	4	0	1	19	15.7	
Portland	12/01/2025	*	26:40	4-8	.500	2-4	.500	4-6	.667	2	2	4	4.5	2	2	1	0	0	14	15.5	
UNLV	12/07/2025	*	28:55	2-7	.286	1-3	.333	3-4	.750	1	4	5	4.6	1	4	6	1	2	8	14.7	
at San Jose St.	12/13/2025	*	27:07	5-6	.833	3-3	1.000	7-9	.778	0	2	2	4.3	2	5	4	0	0	20	15.2	
UT Arlington	12/17/2025	*	32:41	5-9	.556	0-1	.000	7-8	.875	0	3	3	4.2	3	3	2	0	1	17	15.4	
vs Colorado	12/20/2025	*	27:48	3-12	.250	1-5	.200	4-10	.400	1	4	5	4.3	1	0	1	0	1	11	15.0	
CSUN	12/27/2025	*	28:23	4-11	.364	1-6	.167	11-14	.786	0	1	1	4.0	2	2	1	1	2	20	15.4	
Notre Dame	12/30/2025	*	27:39	3-14	.214	2-7	.286	5-6	.833	1	2	3	3.9	2	1	3	0	0	13	15.2	
Louisville	01/02/2026	*	29:51	5-11	.455	2-3	.667	5-9	.556	4	4	8	4.2	3	2	4	2	2	17	15.3	
at Virginia Tech	01/07/2026	*	26:46	1-11	.091	0-5	.000	2-2	1.000	0	1	1	4.0	2	0	1	1	1	4	14.6	
at Virginia	01/10/2026	*	19:57	0-2	.000	0-1	.000	3-4	.750	0	2	2	3.9	1	4	1	0	1	3	13.9	
Totals			17	484:13	68-173	.393	17-56	.304	84-115	.730	27	39	66	3.9	33	38	45	6	19	237	13.9

CAREER STATS

				Field Goals		3-Point		F-Throws		Rebounds										Scoring	
SEASON	TEAM	GP-GS	MIN/AVG	FG-FGA	FG%	3FG-3FGA	3FG%	FT-FTA	FT%	OFF	DEF	TOT	AVG	PF-FO	A	TO	BLK	STL		PTS	AVG
2022-23	HU	28-2	556/19.9	78-159	.491	13-40	.325	37-64	.578	37	73	110	3.9	70-1	30	52	8	11		206	7.4
2023-24	HU	26-24	794/30.5	147-307	.479	27-80	.338	109-162	.673	30	101	131	5.0	64-0	53	62	19	20		430	16.5
2024-25	Stan	35-5	571/16.3	81-161	.503	18-39	.462	49-71	.690	25	46	71	2.0	56-0	36	47	9	30		229	6.5
2025-26	Stan	17-17	484/28.5	68-173	.393	17-56	.304	84-115	.730	27	39	66	3.9	33-0	38	45	6	19		237	13.9
TOTAL FOR Stan		52-22	1055/20.3	149-334	.446	35-95	.368	133-186	.715	52	85	137	2.6	89-0	74	92	15	49		466	9.0
TOTAL		106-48	2406/22.7	374-800	.468	75-215	.349	279-412	.677	119	259	378	3.6	223-1	157	206	42	80		1102	10.4



#11 RYAN AGARWAL

RS JUNIOR | GUARD | 6-6 | 205 | ECONOMICS
COPPELL, TEXAS | COPPELL

Three things to know...

- 1: Enjoyed a breakout first year under Kyle Smith with career-best numbers across the board. Four-star wing by Rivals and ESPN in 2022, once rated as high as No. 84 nationally by Rivals
- 2: One of four known Division I college basketball players of Indian descent, along with Ishan Sharma (Saint Louis), Neel Beniwal (San Diego) and Tishan Ahir (UC Irvine), and the only player at the high major level
- 3: Completed summer internship with Altamont Capital
- Career Accolades: CSC Academic All-District (2025) ... ACC All-Academic Team (2025) ... NABC Honors Court (2025) ... Pac-12 Academic Honor Roll (2024) ... ACC Honor Roll (2025)

AGARWAL’S CAREER HIGHS

Points.....20, vs. North Carolina 1/14/26
FG7, vs. North Carolina 1/14/26
FGA.....13, at San Jose State 12/13/25
3FG5, vs. North Carolina 1/14/26
3FGA.....9, vs. North Carolina 1/14/26
FT 4, three times
FTA 6, vs. California 1/24/26
Rebounds..... 12, at Notre Dame 3/5/25
Assists.....8, vs. NC State 2/8/25
Blocks.....2, vs. Northern Arizona 11/12/24
Steals.....3, vs. Colorado 12/20/25
Minutes..... 36, at Santa Clara 11/23/24

AGARWAL’S SEASON HIGHS

Points.....20, vs. North Carolina 1/14/26
FG7, vs. North Carolina 1/14/26
FGA.....13, at San Jose State 12/13/25
3FG5, vs. North Carolina 1/14/26
3FGA.....9, vs. North Carolina 1/14/26
FT 4, twice
FTA 6, vs. California 1/24/26
Rebounds..... 9, twice
Assists..... 3, at San Jose State 12/13/25
Blocks.....1, three times
Steals.....3, vs. Colorado 12/20/25
Minutes..... 34, three times

Trending: One of six major conference returners to match or exceed his per game averages in points (7.3), rebounds (4.9) and assists (2.1) while making at least 42 3-pointers in 2024-25 ... Career-high 20 points against North Carolina (Jan. 14), including a career-best five threes ... 8.0 points, 4.2 rebounds per game over last 17 outings, 43.1 percent from 3-point range. Three consecutive games in double figures from Dec. 1-13, eight of last 17 ... Stanford is 8-3 when he reaches seven points, 10-2 when he has at least four rebounds ... 16-for-37 (43.2%) from 3-point range in ACC play, 10th-best in the conference ... 9.0 points, 5.0 rebounds per game over the last six contests.

GAME BY GAME

Opponent	Date	GS	MIN	Total		3-Pointers		Free throws		Rebounds				PF	A	TO	BLK	STL	PTS	AVG	
				FG-FGA	PCT	3FG-3FGA	PCT	FT-FTA	PCT	OFF	DEF	TOT	AVG								
Portland St.	11/04/2025	*	17:00	0-5	.000	0-1	.000	2-2	1.000	2	2	4	4.0	0	0	2	0	0	2	2.0	
Montana St.	11/12/2025		09:27	0-2	.000	0-2	.000	2-2	1.000	0	2	2	3.0	1	0	1	0	0	2	2.0	
Louisiana	11/18/2025		15:21	1-3	.333	1-2	.500	4-4	1.000	0	7	7	4.3	1	0	1	0	0	7	3.7	
Seattle U	11/21/2025		14:04	1-4	.250	0-1	.000	0-0	.000	0	0	0	3.3	0	0	2	0	1	2	3.3	
vs Minnesota	11/27/2025		30:20	2-9	.222	1-5	.200	0-1	.000	0	5	5	3.6	2	1	0	0	1	5	3.6	
vs Saint Louis	11/28/2025		29:43	3-7	.429	2-5	.400	0-0	.000	0	4	4	3.7	3	1	1	1	1	8	4.3	
Portland	12/01/2025		25:22	4-7	.571	2-5	.400	0-0	.000	3	2	5	3.9	2	1	0	0	1	10	5.1	
UNLV	12/07/2025		27:28	5-8	.625	3-6	.500	0-0	.000	1	2	3	3.8	3	0	1	0	2	13	6.1	
at San Jose St.	12/13/2025	*	34:15	5-13	.385	1-4	.250	0-0	.000	3	6	9	4.3	1	3	3	0	0	11	6.7	
UT Arlington	12/17/2025	*	27:27	4-6	.667	1-2	.500	0-0	.000	0	4	4	4.3	2	1	3	0	0	9	6.9	
vs Colorado	12/20/2025	*	29:18	1-6	.167	1-3	.333	0-0	.000	1	4	5	4.4	1	2	1	0	3	3	6.5	
CSUN	12/27/2025	*	27:58	4-7	.571	2-3	.667	0-1	.000	2	6	8	4.7	3	1	2	1	2	10	6.8	
Notre Dame	12/30/2025	*	12:45	0-0	.000	0-0	.000	0-0	.000	0	0	0	4.3	2	1	0	0	0	0	6.3	
Louisville	01/02/2026	*	29:11	4-7	.571	4-4	1.000	0-0	.000	0	1	1	4.1	1	0	1	0	0	12	6.7	
at Virginia Tech	01/07/2026	*	22:24	1-4	.250	0-3	.000	0-0	.000	0	1	1	3.9	4	0	0	1	1	2	6.4	
at Virginia	01/10/2026	*	21:51	2-3	.667	0-1	.000	0-0	.000	0	1	1	3.7	2	1	3	0	2	4	6.3	
North Carolina	01/14/2026	*	33:38	7-11	.636	5-9	.556	1-2	.500	0	6	6	3.8	2	1	2	0	1	20	7.1	
Duke	01/17/2026	*	25:23	1-6	.167	1-2	.500	0-0	.000	0	3	3	3.8	2	1	1	0	0	3	6.8	
California	01/24/2026	*	32:53	3-11	.273	2-6	.333	4-6	.667	2	7	9	4.1	2	2	0	0	0	12	7.1	
at Miami (FL)	01/28/2026	*	34:16	4-10	.400	2-4	.500	1-2	.500	0	6	6	4.2	2	2	1	0	1	11	7.3	
at Florida St.	01/31/2026	*	20:06	1-4	.250	0-2	.000	0-0	.000	1	2	3	4.1	1	1	1	0	0	2	7.0	
Clemson	02/04/2026	*	21:25	2-8	.250	2-6	.333	0-0	.000	0	3	3	4.0	0	0	2	0	0	6	7.0	
Totals			15	541:35	55-141	.390	30-76	.395	14-20	.700	15	74	89	4.0	37	19	28	3	16	154	7.0

CAREER STATS

				Field Goals		3-Point		F-Throws		Rebounds									Scoring	
SEASON	TEAM	GP-GS	MIN/AVG	FG-FGA	FG%	3FG-3FGA	3FG%	FT-FTA	FT%	OFF	DEF	TOT	AVG	PF-FO	A	TO	BLK	STL	PTS	AVG
2022-23	Stan	17-0	128/7.5	20-40	.500	16-35	.457	3-5	.600	0	10	10	0.6	9-0	3	8	0	4	59	3.5
2023-24	Stan	5-0	52/10.4	5-15	.333	1-11	.091	1-1	1.000	0	2	2	0.4	9-1	1	0	0	3	12	2.4
2024-25	Stan	35-29	947/27.1	94-252	.373	42-146	.288	27-33	.818	41	130	171	4.9	78-2	74	33	7	23	257	7.3
2025-26	Stan	22-15	542/24.6	55-141	.390	30-76	.395	14-20	.700	15	74	89	4.0	37-0	19	28	3	16	154	7.0
TOTAL		79-44	1669/21.1	174-448	.388	89-268	.332	45-59	.763	56	216	272	3.4	133-3	97	69	10	46	482	6.1



#12 KRISTERS SKRINDA

FRESHMAN | FORWARD | 6-10 | 230 | UNDECLARED
RIGA, LATVIA | RIGA STATE GYMNASIUM NO. 2

Three things to know...

- 1: Starred for Latvia at FIBA U18 Eurobasket, leading the event in double-doubles and ranking 10th in scoring and second in rebounding
- 2: Four-star, top-100 prospect from On3 at the time of his signing
- 3: Attended the prestigious Riga State Gymnasium No. 2

Career Accolades: N/A

Trending: Seven points and four rebounds in Stanford debut vs. Montana (Nov. 8).

SKRINDA'S CAREER HIGHS

Points.....7, vs. Montana 11/8/25

FG3, vs. Montana 11/8/25

FGA.....4, vs. Montana 11/8/25

3FG1, vs. Montana 11/8/25

3FGA.....2, vs. Montana State 11/12/25

FT-

FTA-

Rebounds.....4, vs. Montana 11/8/25

Assists.....1, vs. Montana State 11/12/25

Blocks.....-

Steals.....1, vs. Minnesota 11/27/25

Minutes.....11, vs. Minnesota 11/27/25

SKRINDA'S SEASON HIGHS

Points.....7, vs. Montana 11/8/25

FG3, vs. Montana 11/8/25

FGA.....4, vs. Montana 11/8/25

3FG1, vs. Montana 11/8/25

3FGA.....2, vs. Montana State 11/12/25

FT-

FTA-

Rebounds.....4, vs. Montana 11/8/25

Assists.....1, vs. Montana State 11/12/25

Blocks.....-

Steals.....1, vs. Minnesota 11/27/25

Minutes.....11, vs. Minnesota 11/27/25

GAME BY GAME

Opponent	Date	GS	MIN	Total		3-Pointers		Free throws		Rebounds				PF	A	TO	BLK	STL	PTS	AVG
				FG-FGA	PCT	3FG-3FGA	PCT	FT-FTA	PCT	OFF	DEF	TOT	AVG							
Montana	11/08/2025		10:24	3-4	.750	1-1	1.000	0-0	.000	2	2	4	4.0	0	0	0	0	0	7	7.0
Montana St.	11/12/2025		09:16	0-3	.000	0-2	.000	0-0	.000	1	2	3	3.5	0	1	1	0	0	0	3.5
Louisiana	11/18/2025		05:43	0-0	.000	0-0	.000	0-0	.000	0	2	2	3.0	0	0	0	0	0	0	2.3
vs Minnesota	11/27/2025		10:39	0-0	.000	0-0	.000	0-0	.000	3	0	3	3.0	2	0	0	0	1	0	1.8
vs Saint Louis	11/28/2025		04:33	0-2	.000	0-1	.000	0-0	.000	0	0	0	2.4	0	0	0	0	0	0	1.4
Portland	12/01/2025		01:17	0-0	.000	0-0	.000	0-0	.000	0	0	0	2.0	0	0	0	0	0	0	1.2
UNLV	12/07/2025		05:47	0-0	.000	0-0	.000	0-0	.000	0	1	1	1.9	0	0	0	0	0	0	1.0
at San Jose St.	12/13/2025		02:41	0-0	.000	0-0	.000	0-0	.000	0	0	0	1.6	0	0	0	0	0	0	0.9
UT Arlington	12/17/2025		03:29	0-0	.000	0-0	.000	0-0	.000	0	1	1	1.6	0	0	0	0	0	0	0.8
Totals		0	53:49	3-9	.333	1-4	.250	0-0	.000	6	8	14	1.6	2	1	1	0	1	7	0.8

CAREER STATS

				Field Goals		3-Point		F-Throws		Rebounds				Scoring						
SEASON	TEAM	GP-GS	MIN/AVG	FG-FGA	FG%	3FG-3FGA	3FG%	FT-FTA	FT%	OFF	DEF	TOT	AVG	PF-FO	A	TO	BLK	STL	PTS	AVG
2025-26	Stan	9-0	54/6.0	3-9	.333	1-4	.250	0-0	.000	6	8	14	1.6	2-0	1	1	0	1	7	0.8
TOTAL		9-0	54/6.0	3-9	.333	1-4	.250	0-0	.000	6	8	14	1.6	2-0	1	1	0	1	7	0.8



#13 ETHAN KITCH

SOPHOMORE | GUARD | 6-2 | 185 | UNDECLARED
PALO ALTO, CALIF. | GUNN

Three things to know...

1: Walk-on guard from nearby Gunn High School

2: Three-time All-SCVAL selection, All-Bay Area selection in 2024 at Gunn as a senior

3: Part of a cappella group on campus, The Mendicants. Sang national anthem prior to game vs. Cal on Jan. 24.

Career Accolades: ACC Honor Roll (2025)

Trending: N/A

KITCH’S CAREER HIGHS

Points.....-

FG.....-

FGA.....-

3FG.....-

3FGA..... 1, vs. Louisiana 11/18/25

FT.....-

FTA.....-

Rebounds.....-

Assists.....-

Blocks.....-

Steals.....-

Minutes.....1, twice

KITCH’S SEASON HIGHS

Points.....-

FG.....-

FGA.....-

3FG.....-

3FGA..... 1, vs. Louisiana 11/18/25

FT.....-

FTA.....-

Rebounds.....-

Assists.....-

Blocks.....-

Steals.....-

Minutes.....1, twice

GAME BY GAME

Opponent	Date	GS	MIN	Total		3-Pointers		Free throws		Rebounds				PF A TO BLK STL				PTS	AVG
				FG-FGA	PCT	3FG-3FGA	PCT	FT-FTA	PCT	OFF	DEF	TOT	AVG						
Montana	11/08/2025		00:46	0-0	.000	0-0	.000	0-0	.000	0	0	0	0.0	0	0	0	0	0	0.0
Louisiana	11/18/2025		00:31	0-1	.000	0-1	.000	0-0	.000	0	0	0	0.0	0	0	0	0	0	0.0
Totals		0	01:17	0-1	.000	0-1	.000	0-0	.000	0	0	0	0.0	0	0	0	0	0	0.0

CAREER STATS

				Field Goals		3-Point		F-Throws		Rebounds									Scoring	
SEASON	TEAM	GP-GS	MIN/AVG	FG-FGA	FG%	3FG-3FGA	3FG%	FT-FTA	FT%	OFF	DEF	TOT	AVG	PF-FO	A	TO	BLK	STL	PTS	AVG
2025-26	Stan	2-0	1/0.6	0-1	.000	0-1	.000	0-0	.000	0	0	0	0.0	0-0	0	0	0	0	0	0.0
TOTAL		2-0	1/0.6	0-1	.000	0-1	.000	0-0	.000	0	0	0	0.0	0-0	0	0	0	0	0	0.0



#15 OSKAR GILTAY

FRESHMAN | FORWARD/CENTER | 6-10 | 235 | UNDECLARED
BILZEN, BELGIUM | TOPSPORTSCHOOL ANTWERP

Three things to know...

- 1: Averaged 10.0 points and 6.4 rebounds for Belgium at FIBA U18 Eurobasket, leading the tournament with 3.1 blocks
- 2: Scored 6.9 points with 4.1 rebounds per game for Hubo Limburg United in 2024-25
- 3: BXNT Young Player of the Month for January of 2025

Career Accolades: N/A

Trending: Ranks 13th in the ACC in blocks per game (1.2) ... Career-high 15 points to go with eight rebounds against Portland (Dec. 1) ... Double-digit rebounds three times in ACC play, four times this season ... One of 10 freshmen in the country averaging at least 1.2 blocks and 2.1 offensive rebounds per game, one of five in a major conference and three in the ACC (Caleb Wilson, North Carolina; Johann Grunloh; Virginia) ... Earned first-career start in a win over Louisville (Jan. 16) ... Ranks eighth in blocks (1.4) in ACC play ... 6.0 points, 10.0 rebounds, 2.0 steals and 2.0 blocks per game over last two contests.

GILTAY’S CAREER HIGHS

Points.....15, vs. Portland 12/1/25

FG5, vs. Portland 12/1/25

FGA..... 6, vs. UNLV 12/7/25

3FG-

3FGA.....-

FT5, vs. Portland 12/1/25

FTA8, vs. Portland 12/1/25

Rebounds..... 14, vs. UNLV 12/7/25

Assists.....2, vs. CSUN 12/27/25

Blocks.....4, vs. Seattle 11/21/25

Steals.....3, twice

Minutes.....31, at Virginia Tech 1/7/26

GILTAY’S SEASON HIGHS

Points.....15, vs. Portland 12/1/25

FG5, vs. Portland 12/1/25

FGA..... 6, twice

3FG-

3FGA.....-

FT5, vs. Portland 12/1/25

FTA8, vs. Portland 12/1/25

Rebounds..... 14, vs. UNLV 12/7/25

Assists.....2, vs. CSUN 12/27/25

Blocks.....4, vs. Seattle 11/21/25

Steals.....3, twice

Minutes.....31, at Virginia Tech 1/7/26

GAME BY GAME

Opponent	Date	GS	MIN	Total		3-Pointers		Free throws		Rebounds				PF	A	TO	BLK	STL	PTS	AVG
				FG-FGA	PCT	3FG-3FGA	PCT	FT-FTA	PCT	OFF	DEF	TOT	AVG							
Portland St.	11/04/2025		04:27	1-1	1.000	0-0	.000	1-2	.500	1	2	3	3.0	0	0	1	0	0	3	3.0
Montana St.	11/12/2025		03:50	0-0	.000	0-0	.000	0-0	.000	1	1	2	2.5	0	0	0	2	0	0	1.5
Louisiana	11/18/2025		08:24	1-1	1.000	0-0	.000	0-0	.000	1	1	2	2.3	1	0	1	2	0	2	1.7
Seattle U	11/21/2025		09:45	0-1	.000	0-0	.000	2-2	1.000	2	3	5	3.0	2	0	0	4	0	2	1.8
vs Minnesota	11/27/2025		01:53	0-0	.000	0-0	.000	0-0	.000	0	0	0	2.4	1	0	0	0	0	0	1.4
vs Saint Louis	11/28/2025		13:57	0-0	.000	0-0	.000	0-0	.000	1	6	7	3.2	4	1	0	1	0	0	1.2
Portland	12/01/2025		21:05	5-5	1.000	0-0	.000	5-8	.625	5	3	8	3.9	3	0	0	0	3	15	3.1
UNLV	12/07/2025		22:59	4-6	.667	0-0	.000	1-4	.250	9	5	14	5.1	4	0	2	2	2	9	3.9
at San Jose St.	12/13/2025		10:22	1-1	1.000	0-0	.000	3-4	.750	1	1	2	4.8	1	0	2	0	0	5	4.0
UT Arlington	12/17/2025		08:21	0-2	.000	0-0	.000	2-2	1.000	1	2	3	4.6	2	0	1	0	0	2	3.8
vs Colorado	12/20/2025		18:02	4-4	1.000	0-0	.000	0-0	.000	3	2	5	4.6	3	1	1	2	1	8	4.2
CSUN	12/27/2025		18:48	3-4	.750	0-0	.000	2-4	.500	1	4	5	4.7	3	2	2	0	1	8	4.5
Notre Dame	12/30/2025		24:42	0-2	.000	0-0	.000	2-2	1.000	3	8	11	5.2	0	1	1	1	3	2	4.3
Louisville	01/02/2026	*	25:39	0-3	.000	0-0	.000	1-2	.500	2	2	4	5.1	1	0	0	2	1	1	4.1
at Virginia Tech	01/07/2026	*	30:50	4-6	.667	0-0	.000	0-2	.000	6	7	13	5.6	3	1	2	2	2	8	4.3
at Virginia	01/10/2026	*	22:55	2-5	.400	0-0	.000	1-1	1.000	1	3	4	5.5	2	1	0	2	0	5	4.4
North Carolina	01/14/2026	*	13:50	1-3	.333	0-0	.000	0-0	.000	0	0	0	5.2	3	0	2	0	0	2	4.2
Duke	01/17/2026	*	11:28	1-1	1.000	0-0	.000	0-0	.000	0	2	2	5.0	3	0	1	1	0	2	4.1
California	01/24/2026		16:59	3-4	.750	0-0	.000	1-2	.500	1	4	5	5.0	1	0	2	2	1	7	4.3
at Miami (FL)	01/28/2026		06:42	0-0	.000	0-0	.000	0-0	.000	0	0	0	4.8	3	1	0	0	0	0	4.1
at Florida St.	01/31/2026		20:19	2-3	.667	0-0	.000	0-1	.000	4	5	9	5.0	2	1	2	3	2	4	4.0
Clemson	02/04/2026		22:33	4-4	1.000	0-0	.000	0-1	.000	3	8	11	5.2	5	0	0	1	2	8	4.2
Totals			5 337:50	36-56	.643	0-0	.000	21-37	.568	46	69	115	5.2	47	9	18	27	18	93	4.2

CAREER STATS

				Field Goals		3-Point		F-Throws		Rebounds				Scoring						
SEASON	TEAM	GP-GS	MIN/AVG	FG-FGA	FG%	3FG-3FGA	3FG%	FT-FTA	FT%	OFF	DEF	TOT	AVG	PF-FO	A	TO	BLK	STL	PTS	AVG
2025-26	Stan	22-5	338/15.4	36-56	.643	0-0	.000	21-37	.568	46	69	115	5.2	47-1	9	18	27	18	93	4.2
TOTAL		22-5	338/15.4	36-56	.643	0-0	.000	21-37	.568	46	69	115	5.2	47-1	9	18	27	18	93	4.2



#20 CAMERON GRANT

RS SOPHOMORE | FORWARD | 6-7 | 220 | ECONOMICS
LAKEWOOD, OHIO | ST. EDWARD

Three things to know...

- 1: Terrific shooter off the wing
- 2: Preferred walk-on, redshirted freshman season
- 3: Son of former Cleveland Cavaliers general manager Chris Grant (2011-14)

Career Accolades: ACC Honor Roll (2025).

Trending: Career-high 15 points vs. Louisiana (Nov. 18), including five made 3-pointers ... At least one three in five of the past six games, six of the past eight.

GRANT’S CAREER HIGHS

Points..... 15, vs. Louisiana 11/18/25
FG 5, vs. Louisiana 11/18/25
FGA 11, vs. Louisiana 11/18/25
3FG 5, vs. Louisiana 11/18/25
3FGA..... 11, vs. Louisiana 11/18/25
FT 2, at Virginia 1/10/26
FTA 2, at Virginia 1/10/26
Rebounds..... 6, at SMU 2/1/25
Assists.....3, twice
Blocks..... 2, vs. Montana 11/8/25
Steals.....1, four times
Minutes.....25, at SMU 2/1/25

GRANT’S SEASON HIGHS


Points..... 15, vs. Louisiana 11/18/25
FG 5, vs. Louisiana 11/18/25
FGA 11, vs. Louisiana 11/18/25
3FG 5, vs. Louisiana 11/18/25
3FGA..... 11, vs. Louisiana 11/18/25
FT 2, at Virginia 1/10/26
FTA 2, at Virginia 1/10/26
Rebounds.....5, vs. Montana 11/8/25
Assists.....3, vs. Portland 12/1/25
Blocks..... 2, vs. Montana 11/8/25
Steals.....1, twice
Minutes..... 22, twice

GAME BY GAME

Opponent	Date	GS	MIN	Total		3-Pointers		Free throws		Rebounds				PF	A	TO	BLK	STL	PTS	AVG
				FG-FGA	PCT	3FG-3FGA	PCT	FT-FTA	PCT	OFF	DEF	TOT	AVG							
Portland St.	11/04/2025		13:32	0-2	.000	0-2	.000	0-0	.000	0	0	0	0.0	1	1	0	0	0	0	0.0
Montana	11/08/2025		21:38	2-5	.400	1-4	.250	0-0	.000	3	2	5	2.5	1	0	0	2	0	5	2.5
Montana St.	11/12/2025		07:26	0-3	.000	0-3	.000	0-0	.000	0	1	1	2.0	1	0	0	0	0	0	1.7
Louisiana	11/18/2025		20:07	5-11	.455	5-11	.455	0-0	.000	0	3	3	2.3	1	0	0	0	0	15	5.0
Seattle U	11/21/2025		08:50	0-2	.000	0-2	.000	0-0	.000	0	1	1	2.0	2	0	1	0	0	0	4.0
vs Minnesota	11/27/2025		02:19	0-0	.000	0-0	.000	0-0	.000	0	0	0	1.7	0	0	0	0	0	0	3.3
vs Saint Louis	11/28/2025		03:32	0-0	.000	0-0	.000	0-0	.000	0	0	0	1.4	1	0	0	0	0	0	2.9
Portland	12/01/2025		08:26	0-2	.000	0-2	.000	0-0	.000	1	1	2	1.5	2	3	1	0	0	0	2.5
at San Jose St.	12/13/2025		01:51	0-0	.000	0-0	.000	0-0	.000	0	1	1	1.4	0	0	0	0	0	0	2.2
Notre Dame	12/30/2025		08:06	1-6	.167	1-6	.167	0-0	.000	0	2	2	1.5	1	0	0	0	0	3	2.3
at Virginia Tech	01/07/2026		03:15	0-1	.000	0-1	.000	0-0	.000	1	0	1	1.5	0	1	0	0	1	0	2.1
at Virginia	01/10/2026		17:30	1-3	.333	1-3	.333	2-2	1.000	1	1	2	1.5	0	1	0	1	0	5	2.3
North Carolina	01/14/2026		16:07	1-3	.333	1-3	.333	0-0	.000	0	1	1	1.5	2	1	0	0	0	3	2.4
Duke	01/17/2026		18:55	1-8	.125	1-7	.143	0-0	.000	0	1	1	1.4	1	0	1	0	1	3	2.4
California	01/24/2026		11:01	0-2	.000	0-1	.000	0-0	.000	2	0	2	1.5	0	0	0	0	0	0	2.3
at Miami (FL)	01/28/2026		22:06	1-3	.333	1-2	.500	0-0	.000	0	1	1	1.4	4	0	1	0	0	3	2.3
at Florida St.	01/31/2026		20:48	2-6	.333	2-6	.333	0-0	.000	1	1	2	1.5	0	1	1	0	0	6	2.5
Totals			0 205:29	14-57	.246	13-53	.245	2-2	1.000	9	16	25	1.5	17	8	5	3	2	43	2.5

CAREER STATS

				Field Goals		3-Point		F-Throws		Rebounds				Scoring						
SEASON	TEAM	GP-GS	MIN/AVG	FG-FGA	FG%	3FG-3FGA	3FG%	FT-FTA	FT%	OFF	DEF	TOT	AVG	PF-FO	A	TO	BLK	STL	PTS	AVG
2024-25	Stan	10-0	49/4.9	7-14	.500	4-11	.364	0-0	.000	8	5	13	1.3	5-0	4	0	0	2	18	1.8
2025-26	Stan	17-0	205/12.1	14-57	.246	13-53	.245	2-2	1.000	9	16	25	1.5	17-0	8	5	3	2	43	2.5
TOTAL		27-0	255/9.4	21-71	.296	17-64	.266	2-2	1.000	17	21	38	1.4	22-0	12	5	3	4	61	2.3



#24 JAYLEN THOMPSON

RS SOPHOMORE | FORWARD | 6-7 | 210 | SCIENCE, TECHNOLOGY & SOCIETY
OAKLAND, CALIF. | SOUTHERN CALIFORNIA ACADEMY

Three things to know...

- 1: Consensus four-star recruit in 2022, rated as high as No. 67 by 247Sports
- 2: Appeared in 20 games off the Cardinal bench with two starts in 2024-25, elite athlete who can guard multiple positions
- 3: Completed summer internship with Silicon Valley Commercial Real Estate

Career Accolades: ACC All-Academic Team (2025)

Trending: Season-high 14 minutes played vs. UT Arlington (Dec. 17), career-high two steals.

THOMPSON’S CAREER HIGHS

Points..... 7, vs. Wake Forest 2/5/25
FG..... 3, vs. Wake Forest 2/5/25
FGA..... 5, three times
3FG..... 1, three times
3FGA..... 4, at Notre Dame 3/5/25
FT..... 2, three times
FTA..... 2, four times
Rebounds..... 7, at SMU 2/1/25
Assists.....1, twice
Blocks.....1, five times
Steals.....2, vs. UT Arlington 12/17/25
Minutes.....21, at SMU 2/1/25

THOMPSON’S SEASON HIGHS

Points..... 2, three times
FG..... 1, three times
FGA.....3, vs. Clemson 2/4/26
3FG..... -
3FGA..... 2, twice
FT..... -
FTA..... -
Rebounds..... 2, vs. UT Arlington 12/17/25
Assists.....1, at Florida State 1/31/26
Blocks..... 1, vs. Duke 1/17/26
Steals.....2, vs. UT Arlington 12/17/25
Minutes..... 14, vs. UT Arlington 12/17/25

GAME BY GAME

Opponent	Date	GS	MIN	Total		3-Pointers		Free throws		Rebounds				PF	A	TO	BLK	STL	PTS	AVG
				FG-FGA	PCT	3FG-3FGA	PCT	FT-FTA	PCT	OFF	DEF	TOT	AVG							
Montana	11/08/2025		01:25	0-1	.000	0-0	.000	0-0	.000	0	0	0	0.0	0	0	0	0	0	0	0.0
Louisiana	11/18/2025		02:16	0-0	.000	0-0	.000	0-0	.000	0	0	0	0.0	0	0	0	0	0	0	0.0
Portland	12/01/2025		01:17	0-0	.000	0-0	.000	0-0	.000	0	0	0	0.0	0	0	0	0	0	0	0.0
at San Jose St.	12/13/2025		07:49	0-0	.000	0-0	.000	0-0	.000	0	0	0	0.0	1	0	0	0	1	0	0.0
UT Arlington	12/17/2025		14:02	1-2	.500	0-0	.000	0-0	.000	1	1	2	0.4	1	0	0	0	2	2	0.4
vs Colorado	12/20/2025		05:53	0-0	.000	0-0	.000	0-0	.000	0	0	0	0.3	3	0	0	0	0	0	0.3
CSUN	12/27/2025		02:13	0-2	.000	0-2	.000	0-0	.000	0	0	0	0.3	1	0	0	0	0	0	0.3
at Virginia	01/10/2026		05:10	0-0	.000	0-0	.000	0-0	.000	0	0	0	0.3	0	0	1	0	0	0	0.3
Duke	01/17/2026		08:42	0-0	.000	0-0	.000	0-0	.000	1	0	1	0.3	1	0	0	1	0	0	0.2
at Florida St.	01/31/2026		08:37	1-2	.500	0-1	.000	0-0	.000	0	1	1	0.4	0	1	0	0	1	2	0.4
Clemson	02/04/2026		09:41	1-3	.333	0-1	.000	0-0	.000	0	1	1	0.5	2	0	0	0	1	2	0.5
Totals			0 67:05	3-10	.300	0-4	.000	0-0	.000	2	3	5	0.5	9	1	1	1	5	6	0.5

CAREER STATS

				Field Goals		3-Point		F-Throws		Rebounds				Scoring						
SEASON	TEAM	GP-GS	MIN/AVG	FG-FGA	FG%	3FG-3FGA	3FG%	FT-FTA	FT%	OFF	DEF	TOT	AVG	PF-FO	A	TO	BLK	STL	PTS	AVG
2023-24	Stan	5-0	8/1.6	2-2	1.000	1-1	1.000	0-0	.000	0	0	0	0.0	3-0	0	0	0	0	5	1.0
2024-25	Stan	20-2	116/5.8	9-28	.321	2-11	.182	8-10	.800	15	6	21	1.1	9-0	1	3	4	3	28	1.4
2025-26	Stan	11-0	67/6.1	3-10	.300	0-4	.000	0-0	.000	2	3	5	0.5	9-0	1	1	1	5	6	0.5
TOTAL		36-2	191/5.3	14-40	.350	3-16	.188	8-10	.800	17	9	26	0.7	21-0	2	4	5	8	39	1.1



#25 JEREMY DENT-SMITH

GRADUATE STUDENT | GUARD | 6-1 | 200 | POST-BACCALAUREATE
HAWTHORNE, CALIF. | SERRA / CAL STATE DOMINGUEZ HILLS

Three things to know...

- 1: Two-time NABC All-American at Cal State Dominguez Hills. Led CSU-DH to the Division II National Championship game in 2025 and a runner-up finish
- 2: CSU-DH single-season record holder with 710 points, fifth-leading scorer in program history with 1,402 points
- 3: Gives Stanford a graduate transfer for the fourth straight year, along with AJ Rohosy

Career Accolades: Two-time NABC All-America first team (2024, 2025) ... Two-time NABC All-West Region first team (2024, 2025) ... California Collegiate Athletic Association Player of the Year (2024) ... Two-time All-California Collegiate Athletic Association first team (2024, 2025) ... Seven-time FloCollege/CCAA Player of the Week ... D2CIDA National Player of the Week (Jan. 31, 2024)

Trending: Ranked 14th nationally in Division II in 2024-25 in total points (685) and fourth in field goal attempts (522) ... Made Stanford and D-I high of 20 points, including six 3-pointers, in a win over North Carolina (Jan. 14), matched the 20 points against Cal (Jan. 24), added 18 points against Duke (Jan. 17) ... Scored 12 points in a win over Saint Louis (Nov. 28), making four threes in the second half ... 12.6 points per game, 16-for-37 from 3-point range (43.2%) over the five game stretch from Nov. 28-Dec. 17 ... At least nine points in nine of the past 16 games ... 12.5 points, 2.5 3-pointers per game over last six contests ... Reached 1,500 career points against North Carolina (Jan. 14) ... Ranks 19th in league games in 3-point percentage (37.0%), and has increased his overall average in conference play to 9.3 points per game ... Second in the ACC in scoring off the bench in conference play (10.1 ppg).

GAME BY GAME

Opponent	Date	GS	MIN	Total		3-Pointers		Free throws		Rebounds							
				FG-FGA	PCT	3FG-3FGA	PCT	FT-FTA	PCT	OFF	DEF	TOT	AVG	PF	A	TO	BLK
Portland St.	11/04/2025		23:52	3-8	.375	3-5	.600	5-6	.833	0	4	4	4.0	3	2	2	0
Montana	11/08/2025		30:26	2-11	.182	1-5	.200	0-0	.000	0	2	2	3.0	2	4	0	0
Montana St.	11/12/2025		18:09	1-7	.143	0-2	.000	0-0	.000	1	2	3	3.0	1	3	2	0
Louisiana	11/18/2025		24:38	1-7	.143	0-5	.000	0-0	.000	1	2	3	3.0	2	4	1	0
Seattle U	11/21/2025		21:28	2-5	.400	2-4	.500	0-0	.000	0	2	2	2.8	4	2	1	0
vs Minnesota	11/27/2025		02:32	0-1	.000	0-1	.000	0-0	.000	0	0	0	2.3	1	0	0	0
vs Saint Louis	11/28/2025		20:48	4-9	.444	4-7	.571	0-0	.000	3	2	5	2.7	2	0	4	0
Portland	12/01/2025		22:51	5-11	.455	5-10	.500	1-2	.500	0	0	0	2.4	2	1	1	0
UNLV	12/07/2025		23:27	3-10	.300	1-7	.143	2-2	1.000	0	3	3	2.4	1	1	1	0
at San Jose St.	12/13/2025	*	32:42	6-12	.500	4-8	.500	0-0	.000	0	1	1	2.3	2	4	5	0
UT Arlington	12/17/2025	*	32:07	2-7	.286	2-5	.400	4-4	1.000	0	2	2	2.3	4	5	1	0
vs Colorado	12/20/2025		14:27	1-5	.200	0-3	.000	0-0	.000	0	3	3	2.3	1	3	0	0
CSUN	12/27/2025		11:34	0-2	.000	0-1	.000	0-0	.000	0	0	0	2.2	4	1	1	0
Notre Dame	12/30/2025		20:02	1-7	.143	0-5	.000	2-2	1.000	1	2	3	2.2	1	1	0	1
Louisville	01/02/2026		18:53	2-5	.400	1-3	.333	4-6	.667	0	1	1	2.1	1	0	0	0
at Virginia Tech	01/07/2026		11:54	0-1	.000	0-1	.000	0-0	.000	0	1	1	2.1	1	1	1	0
at Virginia	01/10/2026		15:37	2-7	.286	1-5	.200	0-0	.000	0	0	0	1.9	1	1	0	0
North Carolina	01/14/2026		21:04	7-8	.875	6-7	.857	0-0	.000	0	0	0	1.8	2	1	0	0
Duke	01/17/2026		28:08	7-15	.467	3-8	.375	1-1	1.000	1	2	3	1.9	3	2	5	0
California	01/24/2026		33:33	7-17	.412	3-7	.429	3-3	1.000	0	4	4	2.0	2	2	1	1
at Miami (FL)	01/28/2026	*	24:16	2-7	.286	1-3	.333	0-0	.000	1	1	2	2.0	1	1	0	1
at Florida St.	01/31/2026	*	16:21	3-7	.429	1-3	.333	0-0	.000	0	2	2	2.0	2	1	1	0
Clemson	02/04/2026		26:37	2-10	.200	1-4	.250	0-1	.000	0	1	1	2.0	2	3	0	0
Totals		4	495:25	63-179	.352	39-109	.358	22-27	.815	8	37	45	2.0	45	43	27	3

CAREER STATS

SEASON	TEAM	GP-GS	MIN/AVG	Field Goals		3-Point		F-Throws		Rebounds								Scoring	
				FG-FGA	FG%	3FG-3FGA	3FG%	FT-FTA	FT%	OFF	DEF	TOT	AVG	PF-FO	A	TO	BLK	STL	PTS
2022-23	CSUDH	26-6	408/15.7	58-171	.339	33-98	.337	16-35	.457	9	40	49	1.9	31-1	25	30	2	10	165
2023-24	CSUDH	30-28	874/29.1	176-376	.468	62-166	.373	113-142	.796	22	95	117	3.9	90-2	84	64	4	44	527
2024-25	CSUDH	36-35	1150/31.9	223-522	.427	90-255	.353	149-181	.823	28	137	165	4.6	86-3	107	92	6	53	685
2025-26	Stan	23-4	495/21.5	63-179	.352	39-109	.358	22-27	.815	8	37	45	2.0	45-0	43	27	3	18	187
TOTAL FOR Stan		23-4	495/21.5	63-179	.352	39-109	.358	22-27	.815	8	37	45	2.0	45-0	43	27	3	18	187
TOTAL		115-73	2927/25.5	520-1248	.417	224-628	.357	300-385	.779	67	309	376	3.3	252-6	259	213	15	125	1564



#33 EVAN STINSON

SOPHOMORE | FORWARD | 6-7 | 205 | UNDECLARED
CHENEY, WASH. | CHENEY

Three things to know...

1: Consensus three-star signing in 2024, second-ranked player in the state of Washington in 2024

2: Two-time All-Greater Spokane League first team honoree, averaged 25 points, five rebounds and five assists per game as a senior at Cheney

3: Completed summer internship with QuinStreet in San Francisco

Career Accolades: ACC Honor Roll (2025)

Trending: N/A

STINSON’S CAREER HIGHS

Points..... 10, vs. NC State 2/8/25

FG 4, vs. NC State 2/8/25

FGA 11, vs. Oregon 12/21/24

3FG 2, twice

3FGA..... 7, vs. Oregon 12/21/24

FT 2, three times

FTA 2, three times

Rebounds..... 3, twice

Assists.....2, vs. Merrimack 12/17/24

Blocks.....1, twice

Steals..... 1, nine times

Minutes..... 21, twice

STINSON’S SEASON HIGHS

Points..... 4, vs. Louisiana 11/18/25

FG 1, twice

FGA 2, twice

3FG1, vs. Seattle 11/21/25

3FGA.....2, vs. Seattle 11/21/25

FT 2, vs. Louisiana 11/18/25

FTA 2, vs. Louisiana 11/18/25

Rebounds..... 1, twice

Assists..... 1, vs. Saint Louis 11/28/25

Blocks.....-

Steals.....1, twice

Minutes.....10, vs. Louisiana 11/18/25

GAME BY GAME

Opponent	Date	GS	MIN	Total		3-Pointers		Free throws		Rebounds				PF	A	TO	BLK	STL	PTS	AVG
				FG-FGA	PCT	3FG-3FGA	PCT	FT-FTA	PCT	OFF	DEF	TOT	AVG							
Louisiana	11/18/2025		09:52	1-2	.500	0-1	.000	2-2	1.000	0	1	1	1.0	2	0	0	0	1	4	4.0
Seattle U	11/21/2025		05:45	1-2	.500	1-2	.500	0-0	.000	0	1	1	1.0	0	0	0	0	1	3	3.5
vs Saint Louis	11/28/2025		03:21	0-0	.000	0-0	.000	0-0	.000	0	0	0	0.7	0	1	0	0	0	0	2.3
at San Jose St.	12/13/2025		02:09	0-1	.000	0-1	.000	0-0	.000	0	0	0	0.5	1	0	1	0	0	0	1.8
Totals		0	21:07	2-5	.400	1-4	.250	2-2	1.000	0	2	2	0.5	3	1	1	0	2	7	1.8

CAREER STATS

				Field Goals		3-Point		F-Throws		Rebounds				Scoring						
SEASON	TEAM	GP-GS	MIN/AVG	FG-FGA	FG%	3FG-3FGA	3FG%	FT-FTA	FT%	OFF	DEF	TOT	AVG	PF-FO	A	TO	BLK	STL	PTS	AVG
2024-25	Stan	17-0	188/11.1	19-49	.388	8-31	.258	4-4	1.000	6	16	22	1.3	19-0	6	6	2	7	50	2.9
2025-26	Stan	4-0	21/5.3	2-5	.400	1-4	.250	2-2	1.000	0	2	2	0.5	3-0	1	1	0	2	7	1.8
TOTAL		21-0	209/10.0	21-54	.389	9-35	.257	6-6	1.000	6	18	24	1.1	22-0	7	7	2	9	57	2.7



#52 AIDAN CAMMANN

RS SOPHOMORE | FORWARD/CENTER | 6-10 | 230 | PSYCHOLOGY
ANDOVER, MASS. | BREWSTER ACADEMY (N.H.)

Three things to know...

- 1: Consensus three-star forward, rated as the No. 44 center prospect in the country (247Sports) - was one of 10 Division I signings from Brewster Academy's 2023 class
- 2: Skilled big man with ability to play both inside and on the perimeter. Started 14 games as a redshirt freshman
- 3: Completed summer internship with Silicon Valley Commercial Real Estate

Career Accolades: ACC All-Academic Team (2025) ... ACC Honor Roll (2025).

Trending: Scored a career-high 19 points against Clemson (Feb. 4) ... In double figures with 12 points in Stanford's win over Montana (Nov. 8) ... 8.5 points and 4.0 rebounds per game at the Acrisure Invitational (Nov. 27-28) ... Stanford is 8-2 this season when Cammann scores at least six points and 10-2 in his career.

CAMMANN'S CAREER HIGHS

Points.....19, vs. Clemson 2/4/26
FG.....7, vs. Clemson 2/4/26
FGA.....12, vs. Clemson 2/4/26
3FG.....2, twice
3FGA.....5, vs. Clemson 2/4/26
FT.....5, twice
FTA.....8, vs. CSUN 12/27/25
Rebounds.....8, twice
Assists.....4, twice
Blocks.....3, twice
Steals.....3, twice
Minutes.....32, twice

CAMMANN'S SEASON HIGHS

Points.....19, vs. Clemson 2/4/26
FG.....7, vs. Clemson 2/4/26
FGA.....12, vs. Clemson 2/4/26
3FG.....2, twice
3FGA.....5, vs. Clemson 2/4/26
FT.....5, twice
FTA.....8, vs. CSUN 12/27/25
Rebounds.....8, vs. CSUN 12/27/25
Assists.....4, vs. North Carolina 1/14/26
Blocks.....2, three times
Steals.....3, twice
Minutes.....32, vs. Clemson 2/4/26

GAME BY GAME

Opponent	Date	GS	MIN	Total		3-Pointers		Free throws		Rebounds				PF	A	TO	BLK	STL	PTS	AVG
				FG-FGA	PCT	3FG-3FGA	PCT	FT-FTA	PCT	OFF	DEF	TOT	AVG							
Portland St.	11/04/2025		22:33	1-1	1.000	0-0	.000	1-2	.500	1	2	3	3.0	2	1	1	0	1	3	3.0
Montana	11/08/2025	*	22:36	5-10	.500	2-4	.500	0-0	.000	1	2	3	3.0	2	2	2	2	3	12	7.5
Montana St.	11/12/2025	*	27:39	4-5	.800	0-1	.000	0-0	.000	3	3	6	4.0	2	1	3	1	2	8	7.7
Louisiana	11/18/2025	*	25:28	2-4	.500	0-0	.000	3-4	.750	2	3	5	4.3	3	3	1	0	1	7	7.5
Seattle U	11/21/2025	*	16:51	0-2	.000	0-2	.000	4-8	.500	1	3	4	4.2	3	1	1	0	1	4	6.8
vs Minnesota	11/27/2025	*	27:45	2-5	.400	0-2	.000	5-6	.833	3	4	7	4.7	2	2	0	0	1	9	7.2
vs Saint Louis	11/28/2025	*	16:16	3-4	.750	1-1	1.000	1-2	.500	1	0	1	4.1	1	1	1	2	0	8	7.3
Portland	12/01/2025	*	17:09	1-2	.500	0-0	.000	4-4	1.000	0	1	1	3.8	4	1	2	1	0	6	7.1
UNLV	12/07/2025	*	17:50	0-0	.000	0-0	.000	0-0	.000	1	0	1	3.4	3	1	2	0	1	0	6.3
at San Jose St.	12/13/2025		22:03	2-2	1.000	0-0	.000	2-2	1.000	2	3	5	3.6	4	1	1	0	2	6	6.3
UT Arlington	12/17/2025		19:08	2-3	.667	0-0	.000	2-2	1.000	2	3	5	3.7	5	1	1	0	0	6	6.3
vs Colorado	12/20/2025		19:15	1-2	.500	0-0	.000	2-4	.500	1	3	4	3.8	2	1	3	0	3	4	6.1
CSUN	12/27/2025		22:28	0-0	.000	0-0	.000	5-8	.625	3	5	8	4.1	2	3	0	0	1	5	6.0
Notre Dame	12/30/2025		09:15	1-1	1.000	0-0	.000	0-0	.000	0	0	0	3.8	1	0	0	0	0	2	5.7
Louisville	01/02/2026		16:19	1-2	.500	0-1	.000	0-0	.000	0	5	5	3.9	5	1	1	0	0	2	5.5
at Virginia Tech	01/07/2026		13:41	2-4	.500	0-0	.000	0-0	.000	2	1	3	3.8	2	0	1	0	0	4	5.4
at Virginia	01/10/2026		09:04	0-1	.000	0-0	.000	0-0	.000	0	0	0	3.6	2	0	0	0	1	0	5.1
North Carolina	01/14/2026		23:41	1-2	.500	0-1	.000	2-4	.500	0	4	4	3.6	4	4	3	0	1	4	5.0
Duke	01/17/2026		14:52	1-4	.250	0-0	.000	1-2	.500	0	0	0	3.4	2	1	2	0	0	3	4.9
California	01/24/2026		24:03	2-4	.500	0-2	.000	3-4	.750	4	2	6	3.6	4	0	1	0	2	7	5.0
at Miami (FL)	01/28/2026		29:21	2-5	.400	1-2	.500	0-2	.000	3	3	6	3.7	5	3	1	0	2	5	5.0
at Florida St.	01/31/2026		06:16	0-0	.000	0-0	.000	0-0	.000	0	0	0	3.5	4	0	0	0	0	0	4.8
Clemson	02/04/2026		31:35	7-12	.583	2-5	.400	3-3	1.000	4	1	5	3.6	4	2	0	2	2	19	5.4
Totals			8 455:08	40-75	.533	6-21	.286	38-57	.667	34	48	82	3.6	68	30	27	8	24	124	5.4

CAREER STATS

				Field Goals		3-Point		F-Throws		Rebounds											Scoring	
SEASON	TEAM	GP-GS	MIN/AVG	FG-FGA	FG%	3FG-3FGA	3FG%	FT-FTA	FT%	OFF	DEF	TOT	AVG	PF-FO	A	TO	BLK	STL	PTS	AVG		
2024-25	Stan	35-14	606/17.3	36-70	.514	5-17	.294	13-27	.481	36	58	94	2.7	79-1	34	28	21	13	90	2.6		
2025-26	Stan	23-8	455/19.8	40-75	.533	6-21	.286	38-57	.667	34	48	82	3.6	68-3	30	27	8	24	124	5.4		
TOTAL		58-22	1061/18.3	76-145	.524	11-38	.289	51-84	.607	70	106	176	3.0	147-4	64	55	29	37	214	3.7		

TEAM GAME BY GAME

			Total		3-Pointers		Free throws		Rebounds											
Opponent	Date	Score		FG-FGA	PCT	3FG-3FGA	PCT	FT-FTA	PCT	OFF	DEF	TOT	AVG	PF	A	TO	BLK	STL	PTS	AVG
Portland St.	11/04/2025	89-79	W	27-57	.474	6-17	.353	29-36	.806	10	26	36	36.0	17	9	17	2	9	89	89.0
Montana	11/08/2025	91-68	W	36-79	.456	10-29	.345	9-15	.600	16	23	39	37.5	14	13	5	6	14	91	90.0
Montana St.	11/12/2025	77-68	W	28-62	.452	5-19	.263	16-21	.762	9	30	39	38.0	12	14	12	5	6	77	85.7
Louisiana	11/18/2025	93-66	W	27-56	.482	11-31	.355	28-35	.800	11	27	38	38.0	16	14	10	2	4	93	87.5
Seattle U	11/21/2025	69-77	L	23-63	.365	7-25	.280	16-25	.640	14	20	34	37.2	19	10	12	5	11	69	83.8
vs Minnesota	11/27/2025	72-68	W	25-67	.373	8-31	.258	14-18	.778	17	19	36	37.0	17	13	8	3	10	72	81.8
vs Saint Louis	11/28/2025	78-77	W	24-64	.375	13-27	.481	17-24	.708	13	25	38	37.1	19	17	10	4	4	78	81.3
Portland	12/01/2025	94-72	W	33-64	.516	14-33	.424	14-20	.700	12	19	31	36.4	19	14	8	2	11	94	82.9
UNLV	12/07/2025	74-75	L	24-63	.381	9-30	.300	17-27	.630	20	26	46	37.4	17	10	16	5	11	74	81.9
at San Jose St.	12/13/2025	86-82	W	28-46	.609	9-18	.500	21-29	.724	12	22	34	37.1	18	16	20	2	5	86	82.3
UT Arlington	12/17/2025	76-60	W	23-48	.479	5-15	.333	25-32	.781	7	25	32	36.6	21	13	12	1	7	76	81.7
vs Colorado	12/20/2025	77-68	W	21-52	.404	7-21	.333	28-41	.683	12	23	35	36.5	19	11	9	2	14	77	81.3
CSUN	12/27/2025	88-80	W	25-52	.481	11-27	.407	27-38	.711	8	25	33	36.2	21	16	13	2	9	88	81.8
Notre Dame	12/30/2025	40-47	L	13-56	.232	4-30	.133	10-12	.833	10	26	36	36.2	15	8	6	4	6	40	78.9
Louisville	01/02/2026	80-76	W	25-54	.463	9-19	.474	21-31	.677	14	17	31	35.9	19	6	9	4	7	80	78.9
at Virginia Tech	01/07/2026	69-68	W	26-58	.448	10-28	.357	7-9	.778	10	21	31	35.6	21	11	8	6	7	69	78.3
at Virginia	01/10/2026	55-70	L	18-56	.321	5-26	.192	14-17	.824	12	21	33	35.4	15	9	13	4	7	55	76.9
North Carolina	01/14/2026	95-90	W	32-56	.571	16-28	.571	15-23	.652	2	21	23	34.7	20	20	8	0	6	95	77.9
Duke	01/17/2026	50-80	L	19-54	.352	6-25	.240	6-10	.600	13	16	29	34.4	18	8	18	3	4	50	76.5
California	01/24/2026	66-78	L	18-66	.273	6-31	.194	24-31	.774	16	27	43	34.9	18	9	7	4	7	66	76.0
at Miami (FL)	01/28/2026	70-79	L	27-62	.435	11-24	.458	5-10	.500	13	17	30	34.6	22	16	14	1	6	70	75.7
at Florida St.	01/31/2026	80-88	L	31-67	.463	12-34	.353	6-9	.667	14	19	33	34.5	21	12	11	4	5	80	75.9
Clemson	02/04/2026	64-66	L	24-60	.400	9-28	.321	7-9	.778	10	20	30	34.3	20	12	7	3	10	64	75.3
Total		1733		577-1362	.424	203-596	.341	376-522	.720	275	515	790	34.3	418	281	253	74	180	1733	75.3
Opponents		1682		575-1244	.462	141-413	.341	391-520	.752	211	555	766	33.3	443	254	301	75	113	1682	73.1

OPPONENT GAME BY GAME

			Total		3-Pointers		Free throws		Rebounds											
Opponent	Date	Score		FG-FGA	PCT	3FG-3FGA	PCT	FT-FTA	PCT	OFF	DEF	TOT	AVG	PF	A	TO	BLK	STL	PTS	AVG
Portland St.	11/04/2025	89-79	W	27-59	.458	13-27	.481	12-16	.750	8	22	30	30.0	30	16	21	1	5	79	79.0
Montana	11/08/2025	91-68	W	23-51	.451	6-20	.300	16-17	.941	5	31	36	33.0	12	10	20	2	2	68	73.5
Montana St.	11/12/2025	77-68	W	27-58	.466	7-23	.304	7-13	.538	6	27	33	33.0	21	8	16	2	3	68	71.7
Louisiana	11/18/2025	93-66	W	27-55	.491	2-9	.222	10-17	.588	6	21	27	31.5	29	4	14	0	3	66	70.3
Seattle U	11/21/2025	69-77	L	25-52	.481	7-16	.438	20-24	.833	6	29	35	32.2	18	13	15	10	6	77	71.6
vs Minnesota	11/27/2025	72-68	W	23-45	.511	9-20	.450	13-18	.722	6	19	25	31.0	19	13	14	4	1	68	71.0
vs Saint Louis	11/28/2025	78-77	W	23-61	.377	5-20	.250	26-28	.929	13	30	43	32.7	20	15	11	4	5	77	71.9
Portland	12/01/2025	94-72	W	24-47	.511	5-12	.417	19-24	.792	7	23	30	32.4	15	9	18	5	2	72	71.9
UNLV	12/07/2025	74-75	L	28-58	.483	3-10	.300	16-27	.593	12	22	34	32.6	19	7	14	4	10	75	72.2
at San Jose St.	12/13/2025	86-82	W	29-64	.453	6-17	.353	18-20	.900	11	8	19	31.2	24	12	8	2	9	82	73.2
UT Arlington	12/17/2025	76-60	W	18-43	.419	4-14	.286	20-29	.690	4	19	23	30.5	24	6	14	1	4	60	72.0
vs Colorado	12/20/2025	77-68	W	26-55	.473	4-17	.235	12-13	.923	7	21	28	30.3	24	15	18	0	7	68	71.7
CSUN	12/27/2025	88-80	W	24-51	.471	8-17	.471	24-30	.800	5	25	30	30.2	24	14	15	1	6	80	72.3
Notre Dame	12/30/2025	40-47	L	18-56	.321	3-16	.188	8-14	.571	16	32	48	31.5	16	6	12	4	2	47	70.5
Louisville	01/02/2026	80-76	W	26-60	.433	6-27	.222	18-21	.857	18	21	39	32.0	23	11	12	6	4	76	70.9
at Virginia Tech	01/07/2026	69-68	W	21-53	.396	7-20	.350	19-25	.760	14	22	36	32.3	13	7	9	2	4	68	70.7
at Virginia	01/10/2026	55-70	L	25-57	.439	6-22	.273	14-17	.824	12	25	37	32.5	16	17	9	7	3	70	70.6
North Carolina	01/14/2026	95-90	W	32-55	.582	6-16	.375	20-32	.625	8	25	33	32.6	17	7	11	2	4	90	71.7
Duke	01/17/2026	50-80	L	28-50	.560	4-10	.400	20-28	.714	11	24	35	32.7	18	16	10	4	12	80	72.2
California	01/24/2026	66-78	L	24-58	.414	10-25	.400	20-25	.800	9	32	41	33.1	22	7	10	6	3	78	72.5
at Miami (FL)	01/28/2026	70-79	L	27-57	.474	6-15	.400	19-31	.613	15	24	39	33.4	13	15	9	5	8	79	72.8
at Florida St.	01/31/2026	80-88	L	29-53	.547	7-23	.304	23-29	.793	6	25	31	33.3	12	18	9	2	7	88	73.5
Clemson	02/04/2026	64-66	L	21-46	.457	7-17	.412	17-22	.773	6	28	34	33.3	14	8	12	1	3	66	73.1
Total		1682		575-1244	.462	141-413	.341	391-520	.752	211	555	766	33.3	443	254	301	75	113	1682	73.1
Stanford		1733		577-1362	.424	203-596	.341	376-522	.720	275	515	790	34.3	418	281	253	74	180	1733	75.3



2025-26 Stanford Men's Basketball Combined Team Statistics All games

Page 1/1
as of Feb 05, 2026

Game Records

Record	Overall	Home	Away	Neutral
ALL GAMES	14-9	9-6	2-3	3-0
CONFERENCE	3-7	2-4	1-3	0-0
NON-CONFERENCE	11-2	7-2	1-0	3-0

Score by Periods

Team	1st	2nd	OT	TOT
Stanford	809	924	0	1733
Opponents	786	896	0	1682

Team Box Score

No.	Player				Total		3-Point		F-Throw		Rebounds												
		GP-GS	MIN	AVG	FG-FGA	FG%	3FG-3FGA	3FG%	FT-FTA	FT%	OFF	DEF	TOT	AVG	PF	DQ	A	TO	BLK	STL	PTS	AVG	
1	OKORIE, Ebuka	21-21	707:42	33.7	140-330	.424	38-124	.306	135-164	.823	16	54	70	3.3	33	0	68	33	6	31	453	21.6	
10	OKPARA, Chisom	17-17	484:13	28.5	68-173	.393	17-56	.304	84-115	.730	27	39	66	3.9	33	0	38	45	6	19	237	13.9	
5	GEALER, Benny	23-21	637:20	27.7	69-164	.421	53-128	.414	40-44	.909	10	42	52	2.3	47	0	42	18	1	34	231	10.0	
25	DENT-SMITH, Jeremy	23-4	495:25	21.5	63-179	.352	39-109	.358	22-27	.815	8	37	45	2.0	45	0	43	27	3	18	187	8.1	
4	ROHOSY, AJ	23-18	435:02	18.9	74-137	.540	0-0	.000	18-54	.333	52	67	119	5.2	57	0	14	22	11	9	166	7.2	
11	AGARWAL, Ryan	22-15	541:35	24.6	55-141	.390	30-76	.395	14-20	.700	15	74	89	4.0	37	0	19	28	3	16	154	7.0	
52	CAMMANN, Aidan	23-8	455:08	19.8	40-75	.533	6-21	.286	38-57	.667	34	48	82	3.6	68	3	30	27	8	24	124	5.4	
15	GILTAY, Oskar	22-5	337:50	15.4	36-56	.643	0-0	.000	21-37	.568	46	69	115	5.2	47	1	9	18	27	18	93	4.2	
20	GRANT, Cameron	17-0	205:29	12.1	14-57	.246	13-53	.245	2-2	1.000	9	16	25	1.5	17	0	8	5	3	2	43	2.5	
2	YOUNG, Donavin	11-6	150:06	13.6	10-24	.417	5-16	.313	0-0	.000	7	18	25	2.3	20	0	7	3	4	1	25	2.3	
33	STINSON, Evan	4-0	21:07	5.3	2-5	.400	1-4	.250	2-2	1.000	0	2	2	0.5	3	0	1	1	0	2	7	1.8	
12	SKRINDA, Kristers	9-0	53:49	6.0	3-9	.333	1-4	.250	0-0	.000	6	8	14	1.6	2	0	1	1	0	1	7	0.8	
24	THOMPSON, Jaylen	11-0	67:05	6.1	3-10	.300	0-4	.000	0-0	.000	2	3	5	0.5	9	0	1	1	1	5	6	0.5	
3	TOURE, Tallis	2-0	06:51	3.4	0-1	.000	0-0	.000	0-0	.000	1	1	2	1.0	0	0	0	0	1	0	0	0.0	
13	KITCH, Ethan	2-0	01:17	0.6	0-1	.000	0-1	.000	0-0	.000	0	0	0	0.0	0	0	0	0	0	0	0	0.0	
Team											42	37	79				24						
Total		23	4600		577-1362	.424	203-596	.341	376-522	.720	275	515	790	34.3	418	4	281	253	74	180	1733	75.3	
Opponents		23	4600		575-1244	.462	141-413	.341	391-520	.752	211	555	766	33.3	443	8	254	301	75	113	1682	73.1	

Team Statistics

	STAN	OPP
Scoring	1733	1682
Points per game	75.3	73.1
Scoring margin	+2.2	-
Field goals-att	577-1362	575-1244
Field goal pct	.424	.462
3 point fg-att	203-596	141-413
3-point FG pct	.341	.341
3-pt FG made per game	8.8	6.1
Free throws-att	376-522	391-520
Free throw pct	.720	.752
F-Throws made per game	16.3	17.0
Rebounds	790	766
Rebounds per game	34.3	33.3
Rebounding margin	+1.0	-
Assists	281	254
Assists per game	12.2	11.0
Turnovers	253	301
Turnovers per game	11.0	13.1
Turnover margin	+2.1	-
Assist/turnover ratio	1.1	0.8
Steals	180	113
Steals per game	7.8	4.9
Blocks	74	75
Blocks per game	3.2	3.3
Winning streak	0	-
Home win streak	0	-
Attendance	57101	34103
Home games-Avg/Game	15-3807	5-6821
Neutral site-Avg/Game	-	3-6115

Team Results

Date	Opponent		Score	Att.
11/04/2025	Portland St.	W	89-79	2300
11/08/2025	Montana	W	91-68	3549
11/12/2025	Montana St.	W	77-68	2334
11/18/2025	Louisiana	W	93-66	2266
11/21/2025	Seattle U	L	69-77	2884
11/27/2025	vs Minnesota	W	72-68	3562
11/28/2025	vs Saint Louis	W	78-77	4217
12/01/2025	Portland	W	94-72	2284
12/07/2025	UNLV	L	74-75	3981
12/13/2025	at San Jose St.	W	86-82	2745
12/17/2025	UT Arlington	W	76-60	2424
12/20/2025	vs Colorado	W	77-68	10567
12/27/2025	CSUN	W	88-80	3033
12/30/2025	Notre Dame	L	40-47	3868
01/02/2026	Louisville	W	80-76	4172
01/07/2026	at Virginia Tech	W	69-68	5427
01/10/2026	at Virginia	L	55-70	14637
01/14/2026	North Carolina	W	95-90	5369
01/17/2026	Duke	L	50-80	7880
01/24/2026	California	L	66-78	7291
01/28/2026	at Miami (FL)	L	70-79	4987
01/31/2026	at Florida St.	L	80-88	6307
02/04/2026	Clemson	L	64-66	3466



2025-26 Stanford Men's Basketball Combined Team Statistics In Conference games

Page 1/1
as of Feb 05, 2026

Game Records

Record	Overall	Home	Away	Neutral
ALL GAMES	3-7	2-4	1-3	0-0
CONFERENCE	3-7	2-4	1-3	0-0
NON-CONFERENCE	0-0	0-0	0-0	0-0

Score by Periods

Team	1st	2nd	OT	TOT
Stanford	313	356	0	669
Opponents	354	388	0	742

Team Box Score

No.	Player				Total		3-Point		F-Throw		Rebounds											
		GP-GS	MIN	AVG	FG-FGA	FG%	3FG-3FGA	3FG%	FT-FTA	FT%	OFF	DEF	TOT	AVG	PF	DQ	A	TO	BLK	STL	PTS	AVG
1	OKORIE, Ebuka	10-10	343:38	34.4	67-166	.404	16-59	.271	52-62	.839	8	23	31	3.1	17	0	36	18	3	12	202	20.2
25	DENT-SMITH, Jeremy	10-2	216:25	21.6	33-84	.393	17-46	.370	10-13	.769	3	14	17	1.7	16	0	13	8	3	8	93	9.3
10	OKPARA, Chisom	4-4	104:13	26.1	9-38	.237	4-16	.250	15-21	.714	5	9	14	3.5	8	0	7	9	3	4	37	9.3
5	GEALER, Benny	10-8	249:09	24.9	27-70	.386	20-57	.351	10-12	.833	4	16	20	2.0	21	0	13	9	0	11	84	8.4
11	AGARWAL, Ryan	10-10	253:52	25.4	25-64	.391	16-37	.432	6-10	.600	3	30	33	3.3	18	0	9	11	1	5	72	7.2
52	CAMMANN, Aidan	10-0	178:08	17.8	17-35	.486	3-11	.273	9-15	.600	13	16	29	2.9	33	2	11	9	2	8	46	4.6
4	ROHOSY, AJ	10-5	162:48	16.3	19-40	.475	0-0	.000	6-15	.400	25	16	41	4.1	22	0	5	10	1	1	44	4.4
15	GILTAY, Oskar	10-5	195:56	19.6	17-31	.548	0-0	.000	5-11	.455	20	39	59	5.9	23	1	5	10	14	11	39	3.9
20	GRANT, Cameron	8-0	117:48	14.7	7-32	.219	7-29	.241	2-2	1.000	5	7	12	1.5	8	0	4	3	1	2	23	2.9
2	YOUNG, Donavin	10-6	145:54	14.6	10-24	.417	5-16	.313	0-0	.000	7	18	25	2.5	20	0	7	3	4	1	25	2.5
24	THOMPSON, Jaylen	4-0	32:10	8.0	2-5	.400	0-2	.000	0-0	.000	1	2	3	0.8	3	0	1	1	1	2	4	1.0
Team											20	15	35					10				
Total		10	2000		233-589	.396	88-273	.322	115-161	.714	114	205	319	31.9	189	3	111	101	33	65	669	66.9
Opponents		10	2000		251-545	.461	62-191	.325	178-244	.730	115	258	373	37.3	164	3	112	103	39	50	742	74.2

Team Statistics

	STAN	OPP
Scoring	669	742
Points per game	66.9	74.2
Scoring margin	-7.3	-
Field goals-att	233-589	251-545
Field goal pct	.396	.461
3 point fg-att	88-273	62-191
3-point FG pct	.322	.325
3-pt FG made per game	8.8	6.2
Free throws-att	115-161	178-244
Free throw pct	.714	.730
F-Throws made per game	11.5	17.8
Rebounds	319	373
Rebounds per game	31.9	37.3
Rebounding margin	-5.4	-
Assists	111	112
Assists per game	11.1	11.2
Turnovers	101	103
Turnovers per game	10.1	10.3
Turnover margin	+0.2	-
Assist/turnover ratio	1.1	1.1
Steals	65	50
Steals per game	6.5	5.0
Blocks	33	39
Blocks per game	3.3	3.9
Winning streak	0	-
Home win streak	0	-
Attendance	32046	31358
Home games-Avg/Game	6-5341	4-7840
Neutral site-Avg/Game	-	0-0


Team Results

Date	Opponent		Score	Att.
12/30/2025	Notre Dame	L	40-47	3868
01/02/2026	Louisville	W	80-76	4172
01/07/2026	at Virginia Tech	W	69-68	5427
01/10/2026	at Virginia	L	55-70	14637
01/14/2026	North Carolina	W	95-90	5369
01/17/2026	Duke	L	50-80	7880
01/24/2026	California	L	66-78	7291
01/28/2026	at Miami (FL)	L	70-79	4987
01/31/2026	at Florida St.	L	80-88	6307
02/04/2026	Clemson	L	64-66	3466



0 Anthony Batson, Jr.

G • 6-3 • 195 • So.
Scottsdale, Ariz.
Notre Dame Prep.



1 Ebuka Okorie

G • 6-2 • 185 • Fr.
Nashua, N.H.
Brewster Academy



2 Donavin Young

F • 6-8 • 220 • So.
Pasco, Wash.
Link Academy (Mo.)




3 Tallis Toure

F/C • 6-11 • 240 • So.
Roseville, Calif.
West Park



4 AJ Rohosy

F • 6-9 • 230 • Gr.
San Anselmo, Calif.
Claremont-Mudd-Scripps



5 Benny Gealer

G • 6-1 • 185 • Sr.
Palos Verdes Estates, Calif.
Rolling Hills Prep



6 Myles Jones

G • 6-3 • 175 • Fr.
Sacramento, Calif.
Modesto Christian



10 Chisom Okpara

F • 6-8 • 240 • Sr.
Bronxville, N.Y.
Harvard



11 Ryan Agarwal

G • 6-6 • 205 • R-Jr.
Coppell, Texas
Coppell



12 Kristers Skrinda

F • 6-10 • 230 • Fr.
Riga, Latvia
Riga State Gymnasium No. 2



13 Ethan Kitch

G • 6-2 • 185 • So.
Palo Alto, Calif.
Gunn



15 Oskar Giltay

F/C • 6-10 • 235 • Fr.
Bilzen, Belgium
Topsportschool Antwerp



20 Cameron Grant

F • 6-7 • 225 • R-So.
Lakewood, Ohio
St. Edward



24 Jaylen Thompson

F • 6-7 • 210 • R-So.
Oakland, Calif.
Southern CA Academy



25 Jeremy Dent-Smith

G • 6-1 • 200 • Gr.
Hawthorne, Calif.
Cal State Dominguez Hills



33 Evan Stinson

F • 6-7 • 205 • So.
Cheney, Wash.
Cheney



52 Aidan Cammann

F • 6-10 • 230 • R-So.
Andover, Mass.
Brewster Academy (NH)



Kyle Smith

Anne and Tony
Joseph Director of
Men's Basketball




Eric Reveno

James C. Gaither
Assistant Men's
Basketball Coach



Jim Shaw

Oscar da Silva
Assistant Men's
Basketball Coach



Wayne Hunter

Assistant Coach



Jeremy Harden

Assistant Coach



Brett MacConnell

Assistant Coach