



LOUISVILLE

2025-26 MEN'S BASKETBALL GAME NOTES

PRIMARY MEDIA CONTACT: Dana Brown, Assistant Director • dana@gocards.com • (317) 752-6161

SECONDARY MEDIA CONTACT: Lori Harmon, Assistant Director • lori@gocards.com • (502) 445-9434

#21/21 LOUISVILLE (19-7, 8-5 ACC) VS. GEORGIA TECH (11-16, 2-12 ACC)

Saturday, February 21 | 2:15 p.m. ET | Louisville, Ky.
KFC Yum! Center (22,090)

LISTEN [Cardinal Sports Network](#)

• Paul Rogers (pxp), Jody Demling (analysis)

WATCH The CW

• Thom Brennaman (pxp), Mike Gminski (analysis)

LIVE STATS [Statbroadcast](#)

KEY PAGES

Page 3 | Roster/Staff

Page 4 | Ranking Summary

Page 5 | ACC Information

Pgs. 5-10 | Notes

Pgs. 11-12 | Last Time it Happened

Pgs. 13-15 | Pat Kelsey

Pgs. 16-31 | Player Bios

Page 49 | Full Series History

Page 51 | Radio/TV Roster

BEFORE THE WHISTLE

Louisville men's basketball heads back to the KFC Yum! Center for its second to last home game of the season. Louisville is set to take on Georgia Tech at 2:15 p.m. ET on Saturday afternoon. The game will be broadcast on The CW.

Prior to a loss at SMU on Tuesday night, Louisville was on a five-game win streak. Meanwhile, the Yellow Jackets head to The Ville on an eight-game ski, most recently falling at Virginia on Wednesday evening.

Louisville is 27-16 all time against Georgia Tech, holding a 15-4 record at home. Head coach Pat Kelsey is seeking his first win against the Yellow Jackets as his record sits at 0-1.

ATTODAY'S GAME

Senior Day Red Out

Fans are encouraged to wear red and stay after the game to celebrate our seniors in a Senior Day ceremony.

Kids Day

The KFC Yum! Center has been taken over by kids! The youngest members of Card Nation will participate in exclusive activations and experiences

OCTOBER

24 Kansas (EXH) ACC Network L, 90-82
28 Bucknell (EXH) ACCNX W, 99-76

NOVEMBER (7-0)

3 South Carolina St. ACC Network W, 104-45
6 Jackson State ACCNX W, 106-70
11 #9 Kentucky ESPN W, 96-88
15 Ohio The CW W, 106-81
21 vs. Cincinnati (1) ESPN2 W, 74-64
24 Eastern Michigan ACC Network W, 87-46
26 NJIT ACC Network W, 104-47

DECEMBER (4-2)

3 at #25 Arkansas (2) ESPN L, 89-80
6 vs. #22 Indiana (3) CBS W, 87-78
13 Memphis ESPN W, 99-73
16 at #20 Tennessee ESPN L, 83-62
20 Montana ACCNX W, 94-54
30 at California* ACC Network W, 90-70

JANUARY (4-4)

2 at Stanford* ACC Network L, 80-76
6 #6 Duke* ESPN L, 84-73
10 Boston College* The CW W, 75-62
13 #16 Virginia* ESPN2 L, 79-70
17 at Pittsburgh* ESPN2 W, 100-59
24 Virginia Tech* The CW W, 85-71
26 at #4 Duke* ESPN L, 83-52
31 SMU* ESPN W, 88-74

FEBRUARY (4-1)

4 Notre Dame* ESPN2 W, 76-65
7 at Wake Forest* ACC Network W, 88-80
9 NC State* ESPN W, 118-77
14 vs. Baylor (4) ESPN W, 82-71
17 at SMU* ESPN2 L, 95-85
21 Georgia Tech* The CW 2:15 p.m.
23 at North Carolina* ESPN 7 p.m.
28 at Clemson* ESPN/2 TBD

MARCH (0-0)

3 Syracuse* ACC Network 9 p.m.
7 at Miami* ESPN2/U 2 p.m.

(*) ACC Game

(1) The Hoops Classic in Partnership with Caresource (Cincinnati, Ohio)

(2) ACC/SEC Challenge (Fayetteville, Ark.)

(3) CareSource Invitational Indianapolis - Supporting Mental Health (Indianapolis, Ind.)

(4) ESPN Events (Fort Worth, Texas)

CARDINAL NOTES

- Freshman guard **Mikel Brown Jr.** tied Louisville's single-game scoring record with 45 points against NC State on Feb. 9. He tied the legendary Wes Unseld who was the lone owner of the record since Dec. 1, 1967. Brown also broke the ACC freshman single game scoring record, previously set by Cooper Flagg at 42 points.
- Louisville had two 30-point scorers in one game for the first time in program history as **Mikel Brown Jr.** scored 45 and **Ryan Conwell** scored 31 against NC State on Feb. 9. UofL is just the second team in DI this season to have a game with two 31+ point scorers. The duo became the first pair of ACC players to drop 30+ each against another ACC team since Marcus Paige and Brice Johnson of UNC did it at Florida State on Jan. 4, 2016.
- Freshman **Mikel Brown Jr.** was named ACC Player and Rookie of the Week on Feb. 16 in addition to Naismith Trophy Player of the Week and AP National Player of the Week.
- According to OptaSTATS, **Mikel Brown Jr.** and **Ryan Conwell** are the only DI teammate duo in the last 30 seasons to combine for 75+ points, 15+ rebounds and 15+ threes made in a game. Only one NBA duo has ever done it: Damian Lillard and Nassir Little during Lillard's 71-point game on Feb. 26, 2023. **Mikel Brown Jr.** is the only DI player since at least 2010-11 to record 45 points, nine rebounds, two assists and three steals in 34 minutes or less in a single game. He did so against NC State on Feb. 9.
- As of Feb. 19, there are 25 players in DI shooting 41.5% or above from 3-point range in their career. No one in that group has made or attempted more 3-pointers than senior guard **Isaac McKneely**, who has made 304 on 733 attempts. He is 81 makes and 211 attempts ahead of the next closest player, Milan Momcilovic of Iowa State.
- Louisville is one of three DI teams with at least six victories of 40 points or more this season, joining Michigan (7) and High Point (6). The six 40+ point wins are the most UofL has ever had in a single season.
- Mikel Brown Jr.** is one of seven players in DI this season to score 45 points, and one of five to do it in a regulation length game. He joins Dennis Parker Jr. of Radford (53), Dominique Daniels Jr. of California Baptist (47, OT), Javontae Campbell of Bowling Green (47, OT), Paul McNeil Jr. of NC State (47), Keaton Wagler of Illinois (46) and Dontae Horne of Prairie View A&M (46).
- Louisville is one of four programs that has logged at least three games of 18+ made 3's, joining Cornell (4 games), Charleston Southern (3) and VMI (3).
- Louisville has had five games of at least 24 assists, the first time since 2010-11 that the program has had multiple games of 24+ assists; the Cardinals had five games of at 24+ assists that season. Louisville is one of 14 teams in 2025-26 as of Feb. 15 to have five games or more of at least 24 assists. Louisville has had 10 games of 20+ assists, also one of 20 teams in the nation to do so.

INSIDE THE MATCHUP



LOUISVILLE CARDINALS

2025-26 Record	19-7 (8-5 ACC)
Ranking	21/21
2025-26 NCAA NET	14
Last Game	L, 95-85 at SMU
Head Coach	Pat Kelsey
Career Record	307-137 (14th season)
Record at School	46-15 (Second season)
Leading Scorer	Mikel Brown Jr. (18.6)
Leading Rebounder	Sananda Fru (6.6 rpg)
Leading Assists	Mikel Brown Jr. (5.1 apg)



GEORGIA TECH YELLOW JACKETS

2025-26 Record	11-16 (2-12 ACC)
Ranking	NR
2025-26 NCAA NET	169
Last Game	L, 94-68 vs. Virginia
Head Coach	Damon Stoudamire
Career Record	113-128 (Eighth season)
Record at School	42-51 (Third season)
Leading Scorer	Kowacie Reeves Jr. (15.1 ppg)
Leading Rebounder	Baye Ndongo (8.3 rpg)
Leading Assists	Lamar Washington (5.2 apg)

MEDIA CONTACT: This information has been prepared to aid you in covering the Cardinals this season. Additional information is available through Dana Brown UofL's primary men's basketball contact (cell: 317-752-6161, email dana@gocards.com) or secondary contact Lori Harmon (cell: 502-445-9434, email: lori@gocards.com).

MEDIA CREDENTIALS: To obtain credentials for a UofL home contest, please make the request via the credential link at gocards.com/mbbcredentials. Credentials are held at Media Will Call, located inside the Suite Entrance on the Second Street side of the KFC Yum! Center (front right side of the arena). Credentials will not be mailed. Passes are limited to WORKING MEDIA ONLY. The media room is located on the event level, the first door to the right after entering the Suite Entrance/Media Entrance. Media seating is either at courtside or at tables in designated corner areas of the arena in Section 120/119.

INTERNET ACCESS: Wireless internet access is available throughout the KFC Yum! Center. A password is required for special media access. Wired connections are also available in the media room.

PHOTO: Photographers are limited to working within designated boxes on the baseline at each end of the court. An upper photo area position may be provided if requested in advance. Photo work space, equipped with wired internet access, is available within the media work room (two digital photo rooms). Specific protocols will be provided to those who receive limited credentials.

PARKING: Limited media parking is available in garages within one block of the KFC Yum! Center. Some require a pass to have in hand in advance, others are operated from a list supplied by UofL. Requests should be made well in advance to Dana Brown.

NOTES/STATS: Game notes and statistics will be available online at www.GoCards.com/mbbmedia. Live statistics will be available during the event online on GoCards.com, the CardsMobile app and Louisville.statbroadcast.com. A pdf of the final statistics will be posted postgame on GoCards.com. Broadcast personnel will have access to a computer monitor displaying live game statistics throughout the game.

MEDIA ROOM: The KFC Yum! Center media room will open two hours prior to tipoff and will close two hours after conclusion of the game. Only those who make special arrangements with Dana Brown (dana@gocards.com) in advance will be permitted in the media areas any earlier. If you anticipate needing additional time postgame, you may wish to work from home or another location.

FOOD/REFRESHMENTS: A pregame buffet meal and fountain drinks are planned on game day through our partnership with our concessionaire Sodexo.

POSTGAME: Louisville head coach Pat Kelsey and select Cardinal players will be available to the media postgame as soon as possible following the NCAA-mandated cooling off period. Please coordinate with the visiting SID to confirm their planned postgame protocol. If agreed to by the visiting coach, that coach will come to the interview room at a time which best fits their postgame schedule.

INTERVIEWS: Coach Pat Kelsey (or an assistant coach) and selected players are generally available by news conference prior to each game, schedule permitting. That availability may take place in person, online or in a hybrid format. To request a specific interview with Coach Kelsey or a player, please email Dana Brown (dana@gocards.com).

INTERNET SERVICES: UofL is partnered with Sidearm Sports to host its official athletic site. Located at GoCards.com, the web site contains updated game notes, cumulative statistics, box scores from previous games, weekly video interviews with Coach Pat Kelsey and selected players, and many other resources. Information is also available with UofL's CardsMobile app, available for both iPhone and Android users. The media guide is also available online in both a pdf and interactive format. The Atlantic Coast Conference site is located at www.theacc.com.

FOLLOW THE CARDINALS



mikelbrownjr1
jvonnehadley
ryancOnwell
colesherman5
londonejohnson
1kasean

isaacmckneely
koberodgers11

wooleyadrian
aly_khalifa15
will_hanke
spencerlegg2



mikel_brownjr
jvonnehadley_
ryanconwell
colesherman_
londonjohnson
kaseannnn
khanirooths
isaacmckneely
kobe.rodders11
camara9_
sananda_fru
showem.ad
alykhalifa15
will.hanke
zougris_
spencerlegg

pat_kelsey

coach_kloman
coachrhamilton
coach__carr

coach_carr
mikecassidy7
watchme_coach
peppeysiva
coach_foyboi

Mikel Brown Jr.
J'Vonne Hadley
Ryan Conwell
Cole Sherman
London Johnson
Kasean Pryor
Khani Rooths
Isaac McKneely
Kobe Rodgers
Mouhamed Camara
Sananda Fru
Adrian Wooley
Aly Khalifa
Will Hanke
Vangelis Zougris
Spencer Legg

Pat Kelsey
Brian Kloman
Ronnie Hamilton
Thomas Carr
Mike Cassidy
Jermaine Ukaegbu
Peyton Siva
Eli Foy

FOLLOW LOUISVILLE BASKETBALL



LouisvilleMBB



/GoCards

GoCards.com

2025-26 DIGITAL MEDIA CENTER

Scan the QR Code
or visit link below
to access guide
at GoCards.com

<https://GoCards.com/MBBMedia>



2025-26 ROSTER

NUMERICAL ROSTER

No.	Name	Pos.	Ht.	Wt.	Yr.	Exp.	Hometown (Prev. School)
0	Mikel Brown Jr.	G	6-5	190	Fr.	HS	Orlando, Fla. (DME Academy)
1	J'Vonne Hadley	G	6-7	210	6th	1L	St. Paul, Minn. (Colorado)
3	Ryan Conwell	G	6-4	215	Sr.	TR	Indianapolis, Ind. (Xavier)
4	Cole Sherman	G	5-11	190	Sr.	1L	Louisville, Ky. (Northern Kentucky)
5	London Johnson	G	6-3	175	Jr.	HS	Norcross, Ga. (Norcross HS)
7	Kasean Pryor	F	6-10	230	6th	1L	Chicago, Ill. (South Florida)
9	Khani Rooths	F	6-10	215	So.	1L	Washington, D.C. (IMG Academy)
10	Isaac McKneely	G	6-4	195	Sr.	TR	Poca, W.Va. (Virginia)
11	Kobe Rodgers	G	6-3	185	R-Sr.	RS	Cincinnati, Ohio (College of Charleston)
12	Mouhamed Camara	F	6-8	225	Fr.	HS	Dakar, Senegal (NBA Academy Africa)
13	Sananda Fru	F	6-11	250	Jr.	HS	Berlin, Germany
14	Adrian Wooley	G	6-4	200	So.	TR	Tuscaloosa, Ala. (Kennesaw State)
15	Aly Khalifa	C	7-0	250	R-Sr.	RS	Alexandria, Egypt (BYU)
33	Will Hanke	G	6-4	200	Fr.	HS	Louisville, Ky. (Saint Xavier HS)
53	Vangelis Zougris	F/C	6-8	240	Jr.	HS	Peristeri, Greece
55	Spencer Legg	G	6-7	200	Sr.	1L	Washington, D.C. (College of Charleston)

COACHING AND SUPPORT STAFF

Name	Title	Alma Mater (Year)	Year at UofL
Pat Kelsey	Head Coach	Xavier (1998)	Second Year
Brian Kloman	Executive Director of Player Personnel & Strategic Initiatives	Tennessee (2002)	Second Year
Ronnie Hamilton	Assistant Coach	Duke (2002)	Second Year
Thomas Carr	Assistant Coach	Pfeiffer (2008)	Second Year
Mike Cassidy	Assistant Coach	ACPE (2018)	Second Year
Jermaine Ukaegbu	Assistant Coach	Winthrop (2019)	Second Year
Peyton Siva	Assistant Coach	Louisville (2013)	Second Year
Eli Foy	Head Strength & Conditioning Coach	Arizona (2014)	Second Year
	Chief of Staff		
Mitch Johnson	Special Assistant to the Head Coach	Cincinnati (2021)	Second Year
Braden Connor	Director of Operations	Thomas More (2021)	Second Year
Tom Pupavac	Creative Director	Winthrop (2021)	Second Year
Jonah Wexler	Director of Video & Analytics	Charleston (2024)	Second Year
Katie Creznic	Associate Athletic Trainer	Messiah (2013)	Second Year
Stephanie Davis	Executive Assistant	Louisville (2015)	24th year
Frank Anselem-Ibe	Graduate Manager	Georgia (2024)	First Year
Braden Carver	Graduate Manager	Louisville (2025)	First Year
Charlie Champagne	Graduate Manager	Christian Brothers (2023)	Second Year
Jacob Monesson	Graduate Manager	LSU (2024)	Second Year
Graham Sandefur	Graduate Manager	Louisville (2025)	First Year
Kyle Zunic	Graduate Manager	Winthrop (2021)	Second Year

PLAYER PRONUNCIATION GUIDE

Name	Pronunciation
Mikel Brown Jr.	my-KELL
J'Vonne Hadley	juh-VON
Kasean Pryor	KAY-son (like Jason) Prior
Khani Rooths	kuh-NAI ROOTS (h is silent)
Mouhamed Camara	moo-HAHM-ed cam-ah-RAH
Sananda Fru	suh-NAN-duh FROO
Aly Khalifa	AH-lee
Will Hanke	HANK-ee
Vangelis Zougris	vai-GELL-iss (n is silent) ZOO-guh-riss

PRONUNCIATIONS

Trouble with pronunciations? At GoCards.com/MBBRoster, each player has the pronunciation of their name on their individual bio page. The pronunciations can also be found at in the UofL Men's Basketball Media Portal. For access to the media portal, contact dana@gocards.com or visit GoCards.com/MBBMedia and click on Media Portal.

TEAM RANKING SUMMARY (THRU 2/18)

	LOUISVILLE			SMU		
Statistic	National Rank	Conference Rank	Value	National Rank	Conference Rank	Value
Assist/Turnover Ratio	46	6	1.52	189	13	1.21
Assists per game	20	1	17.9	65	8	16.0
Bench points per game	194	6	21.27	264	13	18.78
Blocks per game	173	11	3.4	78	4	4.1
Effective FG pct	26	2	.567	263	17	.502
Fastbreak points	297	15	7.96	204	9	9.81
Field goal percentage	64	5	47.2	231	14	44.4
Field goal percentage defense	41	4	41.0	72	6	42.1
Fouls per game	272	16	18.6	208	11	17.9
Free throw attempts per game	137	8	21.7	213	15	20.0
Free throw percentage	23	2	77.3	271	12	69.6
Free throws made per game	78	2	16.7	232	14	13.9
Rebound margin	27	4	6.2	194	11	0.9
Rebounds (defensive) per game	17	1	27.96	45	5	26.89
Rebounds (offensive) per game	106	6	11.85	195	12	10.78
Rebounds per game	27	2	39.81	74	7	37.67
Scoring defense	121	8	71.8	259	15	77.0
Scoring margin	14	2	15.0	276	18	-2.7
Scoring offense	16	1	86.8	234	16	74.3
Steals per game	157	8	7.0	241	13	6.2
Three point attempts per game	5	1	32.7	312	17	19.1
Three point percentage	87	6	35.8	67	5	36.2
Three point percentage defense	127	8	32.8	155	11	33.2
Three pointers per game	4	1	11.7	272	17	6.9
Turnover margin	167	12	0.3	322	18	-2.1
Turnovers forced per game	156	10	12.12	247	13	11.15
Turnovers per game	197	17	11.8	316	18	13.3
Winning percentage	44	6	73.1	264	16	40.7

AROUND THE ACC

CARDS IN 2025-26 ACC STATISTICS (as of Feb. 19)

to be ranked, a player must appear in at least 75% of their team's games

CATEGORY	TEAM	PLAYERS (TOP IN ACC)
Scoring Offense	1st, 86.81	Conwell, 7th, 18.44
Scoring Defense	8th, 71.85	--
Scoring Margin	2nd, +14.96	--
Free Throw %	2nd, .773	Conwell, 9th, .830
Field Goal %	6th, .473	N/A
FG% Defense	3rd, .403	--
3-Point FG%	6th, .357	McKneely, 5th, .392
3-Point FG Made	1st, 11.69	Conwell, 1st, 3.36
3-Pt. FG% Def.	7th, .323	--
Reb. Offense	2nd, 39.81	Fru, t-14th, 6.58
Reb. Defense	8th, 33.58	--
Reb. Margin	4th, +6.23	--
Offensive Rebs.	6th, 11.85	Fru, 4th, 3.12
Defensive Rebs.	1st, 27.96	N/A
Blocked Shots	t-11th, 3.38	Fru, 6th, 1.38
Assists	1st, 17.88	N/A
Steals	8th, 7.00	N/A
TO Margin	12th, +0.35	--
A/TO Ratio	6th, 1.52	N/A
Minutes Played	--	N/A

2025-26 PRESEASON ACC MEDIA POLL

School, Points

1. Duke (34), 866
2. Louisville (15), 842
3. North Carolina, 741
4. NC State, 710
5. Virginia, 623
6. SMU, 616
7. Clemson, 510
8. Miami, 500
9. Syracuse, 489
10. Notre Dame, 477
11. Wake Forest, 412
12. Virginia Tech, 355
13. Georgia Tech, 315
14. Pitt, 301
15. Florida State, 221
16. California, 156
17. Stanford, 138
18. Boston College, 107

First-place votes in parentheses; 49 total voters



2025-26 PRESEASON ACC AWARDS

Preseason Player of the Year

Darrion Williams, NC State

Preseason Rookie of the Year

Cameron Boozer, Duke

Preseason All-ACC

First Team

Cameron Boozer, Duke
Darrion Williams, NC State
Markus Burton, Notre Dame
Mikel Brown Jr., Louisville
Ryan Conwell, Louisville

Second Team

Boopie Miller, SMU
J.J. Starling, Syracuse
Isaiah Evans, Duke
Baye Ndongo, Georgia Tech

NOTES ON THE PROGRAM

TRADITION OF WINNING

Louisville has an all-time record of 1,830-1,026 in 112 seasons of intercollegiate basketball. The Cardinals rank among the top-15 all-time in winning percentage (does not include 123-3 record vacated by NCAA). The Cardinals played their first official men's basketball game on Jan. 28, 1912 when they lost 35-3 to Louisville YMCA, but did not field teams in 1916-17, 1922-23 or 1942-43. The Cardinals have produced winning seasons in 74 of the last 80 years, including winning 20 or more games in 19 of the last 23 seasons and 30 or more in three of the last 14 years in on-court results.

TOURNAMENT SUCCESS

UofL is tied for eighth nationally with eight Final Four appearances. No other school went to the Final Four four times during the 1980s, and Louisville won two NCAA titles in that decade, winning the national championship in 1980 and 1986. Louisville's 40 NCAA Tournament appearances are tied for eighth best all-time, and its 102 NCAA Tournament games ranks 10th for most played in the event (61-42 record) (does not include four NCAA appearances, a 15-3 record, two Final Fours and the 2013 national championship vacated by the NCAA). The Cards have reached the Sweet 16 on 17 occasions and have advanced to the Elite Eight 11 times.

Most All-Time Final Four Appearances

Team	Final Four Appearances
North Carolina	21
Duke	18
UCLA	18
Kentucky	17
Kansas	16
Ohio State	10
Michigan State	10
<i>Louisville</i>	<i>8</i>
Indiana	8

PRO CARDS

The Cardinals have had 77 players drafted by the NBA, including 25 first-round selections. David Johnson was the latest Cardinal chosen with the 47th pick in the 2021 draft by the Toronto Raptors. Donovan Mitchell was UofL's latest first round selection in the 2017 draft as the 13th overall pick by the Denver Nuggets and was subsequently traded to the Utah Jazz. He's now with the Cleveland Cavaliers and is a seven-time NBA All-Star, two-time All-Star starter. Jordan Nwora (2021) and Damion Lee (2022) have both won NBA championships, and Carlik Jones was the 2022-23 G League Most Valuable Player. Nineteen Cardinals have played in the NBA over the last 10 years, while at least 24 former UofL players are expected to play professionally this year in the NBA, G League or overseas.

More info on Cardinals in the NBA Draft: <https://uofl.me/3geNA8o>

Louisville Players on NBA/G League Roster Currently

Player	2025-26 Team	Years in League
Terry Rozier	Miami Heat	11
Donovan Mitchell	Cleveland Cavaliers	9
Ray Spalding	Noblesville Boom (Pacers)	7
Malik Williams	Atlanta Hawks	3
Chucky Hepburn	Toronto Raptors/Raptors 905	1

CROWD SUPPORT

Louisville has ranked among the top seven nationally in average home attendance in 40 of the last 44 years. UofL has played 15 seasons in its spectacular home, the 22,090 seat KFC Yum! Center in downtown Louisville. The Cardinals have a 217-65 record in 16 seasons in the KFC Yum! Center (.770). Louisville attracted approximately 4.4 million fans in its first

15 years in the Yum! Center, including a total attendance of 298,846 in 18 games in 2019-20 (last year pre-COVID). Louisville's attendance against Kentucky on Nov. 11, 2025 of 22,586 was the largest crowd in the building since the Cardinals hosted Notre Dame on March 4, 2017 when there were 22,612 in attendance. The Nov. 11 game was the first sellout since 22,114 fans were at the game against South Florida on February 29, 2019.

CHAMPIONSHIP GUESTS

The eventual national champion has played in Louisville's home arena, the KFC Yum! Center, in seven of the arena's 15 seasons in existence. Louisville faced eventual champions Connecticut (2011, 2014), Duke (2015) and Virginia (2019) in home games, Kentucky (2012) won a pair of games in the 2012 NCAA second and third rounds in the KFC Yum! Center, 2016 champion Villanova won the NCAA South Regional in Louisville, and UofL won the 2013 itself (later vacated).

NATIONAL SPOTLIGHT

The Cardinals are one of the most televised teams in college basketball. UofL games will be televised on national networks during the 2025-26 regular season on double-digit occasions. Every possible UofL game over the past 42 years has been televised on either a live or delayed basis – a total of over 1,300 games – including over 600 national television appearances.

AMERICA'S TOP BASKETBALL MARKET

Louisville is consistently the highest-rated television market for college basketball. Louisville has been the top market for more than 20 years since organizations began tracking the data. Louisville's 4.2 rating during the 2018-19 season was well above the next closest market (Knoxville with a 2.9 rating). Louisville has historically been the top television market for the NCAA Tournament as well.

AT HOME IN THE TOP 25

The Cardinals have been ranked on 679 occasions in the AP poll, sixth most all-time. Louisville has been among the top 10 on 306 occasions, including 14 times in the 2019-20 season. The Cards entered the Top 10 for first time in five years on March 17, 2025, the final AP ranking before the beginning of the NCAA Tournament. Louisville's No. 1 ranking in the Dec. 2 and 9, 2019, Associated Press polls were just the third and fourth times UofL has ever been ranked as the No.1 team in the nation in the AP poll. The other two were March 16, 2009 in the final AP poll of the season; and Jan. 14, 2013. UofL has been ranked as the No.1 team in the nation in the coaches poll on five occasions, including twice in 2019-20. The other three were in the 1986-87 preseason UPI coaches poll; in the ESPN/USA Today poll on March 15, 2009; and in the final USA Today coaches poll of 2012-13 on April 8, 2013.

All-Time Finishes in the AP Final Poll Top 15

Team	Top-15 Finishes
Kentucky	49
North Carolina	47
Duke	47
Kansas	40
UCLA	35
Arizona	26
Louisville	25
Cincinnati	20
Michigan	20
Michigan State	20

RANKED COMPETITION

UofL has a 66-90 record against Top 25 teams over the last 15 years. The Cardinals most recently defeated No. 22 Indiana in Indianapolis, 87-78 on Dec. 6. When Louisville defeated No. 9 Kentucky on Nov. 11, it was the highest ranked opponent the Cards have beat since defeating No. 3 Duke 79-73 on Jan. 18, 2020. Louisville has won 49 of its last 127 games against AP ranked opponents. The Cards have been victorious 10 of the last 33 times

they have faced an AP top-five foe. UofL has won 25 of its last 68 games when facing Top 10 teams.

NON-CONFERENCE DOMINANCE

UofL has a 269-85 record (.760) against non-conference opponents over the last 25 seasons (includes postseason), including a 196-27 record in home regular season non-conference games. The Cardinals are 120-18 at home in regular season non-conference games over the last 16 seasons.

STIFF COMPETITION

Louisville has seven opponents this year in the AP Poll with four more receiving votes. The Cards still have left to play No. 16 North Carolina and Clemson, who is receiving votes. Louisville already played then No. 6 and then No. 4 Duke, No. 9 Kentucky, No. 16 Virginia, No. 20 Tennessee, No. 22 Indiana and No. 25 Arkansas. California, SMU and NC State were also receiving votes when they played the Cards. Louisville also played then No. 19 Kansas in an exhibition game.

THE TIMELESS #10

Louisville retired men's basketball legend Ulysses "Junior" Bridgeman's No.10 jersey number on Dec. 13 during a ceremony at the Cardinals' home game against Memphis. Bridgeman's No. 10 is the sixth number retired in the Louisville men's basketball program, joining No. 2 Russ Smith (2010-2014 at UofL), No. 8 Charlie Tyra (1953-57), No. 31 Wes Unseld (1965-68), No. 35 Darrell Griffith (1976-80) and No. 42 Pervis Ellison (1985-89). Bridgeman was a top 30 career scorer for the Cardinals, earning All-American honors in 1975 while leading Louisville to the Final Four. His number was previously one of UofL's 20 honored jerseys in its basketball history. In three seasons (1972-75) in The Ville, Bridgeman scored 1,348 career points (29th at UofL) and grabbed 657 rebounds. His 15.5 points per game career scoring average still ranks among the top 15 in school history. Bridgeman, a two-time Missouri Valley Conference Player of the Year (1974 and 1975) helped the Cardinals reach the 1975 NCAA Final Four and guided the program to a pair of MVC titles during his playing career. Current Cardinal Isaac McKneely will be the last player to wear No. 10.

THE 1K CLUB

Louisville is tied for second nationally, behind North Carolina, with 69 all-time 1,000 point scorers. Jordan Nwora (1,294 points in three seasons) was the latest Cardinal to reach that milestone in 2019-20.

Programs with Most 1,000-Point Career Scorers

Team	1,000-Point Scorers
North Carolina	81
Louisville	69
Duke	69
Villanova	67
Notre Dame	67
Kansas	66
Syracuse	65

ACADEMIC STANDARD

The Cards have attained a collective 3.0 GPA in 29 of the last 34 semesters. They posted a 3.18 team GPA for the entire 2024-25 academic year. UofL was recognized in July as a recipient of the Team Academic Excellence Award from the National Association of Basketball Coaches (NABC). In order to receive the award, a program must achieve a team GPA of 3.0 or higher for the previous academic year. Most recently, the team posted a GPA of 3.389 for the fall of 2025.

NOTES ON THE GAMES

100 AND THEN SOME

Louisville's 118 points against NC State on Feb. 9 were the most points scored in a game by the Cardinals since UofL defeated Morehead State 119-61 on Dec. 6, 1995. It was UofL's sixth game of 100 points or more this year, tying the record for most 100-point games in a single season, previously set by the 1977-78 team. UofL scored 62 points in the second half, the first time the program has scored 60 points in a half since playing Grand Canyon on Dec. 5, 2015.

MEET AT THE ARC

Against Memphis on Dec. 13, Louisville had four different players with at least three 3-pointers apiece for the first time since Nov. 22, 2010 when the Cards played Chattanooga. It was the second time in program history that six different players made multiple 3-pointers, the first time being at WKU on Dec. 22, 2010.

TOTAL DOMINATION

Louisville is one of three DI teams with at least six victories of 40 points or more this season, joining Michigan (7) and High Point (6). The six 40+ point wins are the most UofL has ever had in a single season.

KNOCKING THEM DOWN

Louisville is one of four programs that has logged at least three games of 18+ made 3's, joining Cornell (4 games), Charleston Southern (3) and VMI (3).

SHOOTING THE LIGHTS OUT

Louisville netted 20 3-pointers against NJIT on Nov. 26, the second-most made 3's in a single game in program history. It was just the second time ever the Cardinals have made at least 20 3's in a game. UofL is one of 13 teams in DI this season to make at least 20 3-pointers against another DI team, as of Jan. 25.

BY A HALF CENTURY

With two 50-point victories on the season, it marks the first time Louisville has had two 50-point victories in one season since 2004-05.

Date	Score	Opponent	Margin
11/3/25	W, 104-45	vs. South Carolina State	+59
11/26/25	W, 104-47	vs. NJIT	+57
1/19/05	W, 92-41	vs. East Carolina	+51
12/27/04	W, 104-40	vs. Morehead State	+64

WINNING WITH AUTHORITY

Louisville's back-to-back 40-point wins over Eastern Michigan & NJIT was the program's first set of back-to-back 40-point victories since 2012-13.

Date	Score	Opponent	Margin
11/24/25	W, 87-46	vs. Eastern Michigan	+41
11/26/25	W, 104-47	vs. NJIT	+57
12/4/12	W, 80-38	at College at Charleston	+42
12/8/12	W, 99-47	vs. Missouri-Kansas City	+52

CRASHING THE GLASS

Louisville's positive 38 rebounding margin against NJIT on Nov. 26 was the largest rebounding margin in program history. It was the third largest margin any DI team had against another DI team up to that point in the season.

BATTLED IN THE BLUEGRASS

Louisville's eight-point win over Kentucky marked the largest margin of victory the Cards have had over the Cats since 2008. It was the first time UofL has won the Battle of the Bluegrass since 2020, and the first time it claimed victory at home in the matchup since 2012.

KINGS OF HALFTIME

Louisville led 59-15 at halftime against South Carolina State on Nov. 3. The 44-point halftime lead was the largest in program history. The Cardinals are 39-4 all-time under head coach Pat Kelsey when leading at halftime.

IN DOMINATING FASHION

Louisville's two season opening victories marked the first time the Cardinals had back-to-back 30-point victories since 2016.

Date	Score	Opponent	Margin
11/3/25	W, 104-45	vs. South Carolina State	+59
11/6/25	W, 106-70	vs. Jackson State	+36
12/10/16	W, 102-71	vs. Texas Southern	+31
12/17/16	W, 87-56	vs. Eastern Kentucky	+31

NOTES ON THE CARDINALS

ONE FOR THE HISTORY BOOKS

In a stellar performance against NC State on Feb. 9, **Mikel Brown Jr.**, tied or broke numerous program and ACC records. He tied Louisville's single-game scoring record with 45 points, the previous sole owner being Wes Unseld who scored 45 points in an 118-86 victory over Georgetown College on Dec. 1, 1967. Brown broke Louisville's freshman scoring record, previously set by LaBradford Smith with 32 points against Cincinnati on Feb. 15, 1988. Brown also broke the ACC freshman scoring record of 42 points, previously set by Cooper Flagg against Notre Dame on Jan. 11, 2025. Brown's 10 made 3-pointers tied Louisville's single game record, previously established by Reyne Smith at SMU on Jan. 21, 2025. Brown became the only DI player since at least 2010-11 to record at least 45 points, nine rebounds, two assists and three steals in 34 minutes or less. Per CBS Sports research, Brown was the only freshman in at least the last 30 years to have 45 points, nine boards and three steals.

A STAT LINE FOR THE AGES

Ryan Conwell's stat line against NC State is one of just four instances since at least 2010-11 where a DI player logged at least 31 points, seven rebounds and six assists in 29 minutes or less. He did it one other time this year, and his teammate **Adrian Wooley** did it at a previous stop with Kennesaw State. Conwell is one of two players to do it this year; he has done it twice and Terri Miller Jr. of Portland State accomplished it the other time.

DOUBLE THE TROUBLE

Louisville had two 30-point scorers in one game for the first time in program history as **Mikel Brown Jr.** scored 45 and **Ryan Conwell** scored 31 against NC State on Feb. 9. UofL is one of three teams in DI this season to have a game with two 31+ point scorers. It was the first time since Dec. 28, 2016, that an ACC team had two players score 30+ points in a single game. Pittsburgh's Jamel Artis and Mike Young did so against Marshall. The duo became the first pair of ACC players to do it against another ACC team since Marcus Paige and Brice Johnson of UNC did it at Florida State on Jan. 4, 2016. It was the first time one of the two players in the ACC duo had 40+ since Feb. 8, 1998, when Antawn Jamison and Shammond Williams of UNC did it at Georgia Tech in a double overtime game.

A LEAGUE OF THEIR OWN

According to OptaSTATS, **Mikel Brown Jr.** and **Ryan Conwell** are the only DI teammate duo in the last 30 seasons to combine for 75+ points, 15+ rebounds and 15+ threes made in a game. Only one NBA duo has ever done it: Damian Lillard and Nassir Little during Lillard's 71-point game on Feb. 26, 2023. Mikel Brown Jr. is the only DI player since at least 2010-11 to record 45 points, nine rebounds, two assists and three steals in 34 minutes or less in a single game. He did so against NC State on Feb. 9.

FOUR DIMES & A NICKEL

Mikel Brown Jr. is one of nine players in DI this season to score 45 points, and one of six to do it in a regulation length game. He joins Dennis Parker Jr. of Radford (53), Darius Acuff Jr of Arkansas (49, 20T) Dominique Daniels Jr. of California Baptist (47, OT), Javontae Campbell of Bowling Green (47, OT), Paul McNeil Jr. of NC State (47), Keaton Wagler of Illinois (46), Josh Hubbard of Mississippi State (46) and Dontae Horne of Prairie View A&M (46)

MID-YEAR ADDITION

On Nov. 18, 2025, Louisville announced the addition of 6-3 guard **London Johnson**. He officially arrived on campus on Dec. 12. Johnson headed to The Ville by way of the NBA G-League. He competed his first two years in the league with Ignite before playing for both the Main Red Claws and Cleveland Charge in 2024-25. Out of high school, Johnson was a four-star recruit. Johnson intends to redshirt the 2025-26 season.

AWARDED BY THE ACC

Freshman guard **Mikel Brown Jr.** was named ACC Co-Player and Co-Rookie of the Week on Nov. 17 after averaging 24.0 ppg, 6.0 apg and shooting 48.1% from the floor in Louisville's two Week 2 victories - a 96-88 win over Kentucky and 106-81 win over Ohio. He swept the awards all on his own on Feb. 16 after averaging 37.0 ppg, 6.0 rpg, 4.0 apg, 4.0 spg while shooting 59.5% from the floor and 66.7% from the arc.

FRESHMAN PHENOM

Freshman **Mikel Brown Jr.** has logged seven 20-point games, the most ever in a single season by a Louisville freshman. He also broke the Louisville freshman single game scoring record with 45 points against NC State, and logged another top-five freshman performance against Kentucky.

1. **45 - Mikel Brown Jr. vs. NC State, Feb. 9, 2026**
2. 32 - LaBradford Smith vs. Indiana, Dec. 19, 1987
- 32 - LaBradford Smith vs. Cincinnati, Feb. 15, 1988
4. 31 - Edgar Sosa vs. Texas A&M, March 17, 2007
5. **29 - Mikel Brown Jr. vs. Baylor, Feb. 14, 2026**
- 29 - **Mikel Brown Jr. vs. Kentucky, Nov. 11, 2025**
7. 28 - Larry Williams vs. Drake, Jan. 17, 1976

PUT ON NOTICE

Both Ryan Conwell and Mikel Brown Jr. represent Louisville on the pre-season Naismith Trophy Player of the Year Watch List. Conwell is also on the Lute Olsen Early Season List while Brown is on the Midseason List for the John Wooden Award.

ACC ALL-STARs

The Cardinals landed two players on the Preseason All-ACC First Team, the only program to do so in 2025. Both **Mikel Brown Jr.**, and **Ryan Conwell** earned the First Team nod. Louisville was picked second overall in the league by voting media members.

POURING IT IN

UofL has three Cardinals on the roster that have scored over 1,000 DI points: **Ryan Conwell** (1,814), **Isaac McKneely** (1,373) and **J'Vonne Hadley** (1,302). There are three additional Cards that have scored between 500 and 1,000 in their DI careers: **Aly Khalifa** (886), **Adrian Woolley** (835) and **Kasean Pryor** (575). Hadley, Conwell, McKneely and Khalifa have all played at least 2,000 minutes at the DI level. **Kobe Rodgers** has played four seasons between the DI and DII levels and has combined for 957 points in his career.

SHARP SHOOTERS

There are 14 players who returned to DI this season that started the season with at least 175 made 3-pointers with a career 3-point field goal percentage of 38% or more; **Ryan Conwell** and **Isaac McKneely** are two of those 14 players. Conwell is now 319 of 837 (38.1%) while McKneely is 304 of 733 (41.5%) from 3.

REDSHIRT ROCKSTARS

Louisville has three Cardinals that hit the hardwood for the first time since significant injury. Redshirt senior **Kobe Rodgers** returned from a significant knee injury he suffered in Charleston's 2024 NCAA Tournament game; he missed the entire 2024-25 season with the Cards. Redshirt senior **Aly Khalifa** had a lingering knee injury repaired in July 2024 and rehabbed during the 2024-25 season. Both Rodgers and Khalifa hit the court in the season-opener on Nov. 3 against South Carolina State. Sixth year senior **Kasean Pryor** tore his ACL seven games into the 2024-25 season and was sidelined the remainder of the year. Pryor returned to the floor on Nov. 6 against Jackson State, Louisville's second game of the 2025-26 season.

CARDINALS ON THE DANCE FLOOR

Of the 10 players who were on an NCAA DI roster in 2024-25, eight of them were on teams that played in the 2025 NCAA Tournament. The roster has made 14 cumulative NCAA Division I Tournament appearances at their current/previous schools, playing in 10 NCAA Tournament games across their careers.

PORTAL WARRIORS

According to 247Sports, Louisville had the No. 3 transfer class in the country after major roster adjustments. Louisville was amongst the top transfer classes by other recruiting services, including On3 who placed the Cardinals at 21st in the country. According to On3, sophomore transfer **Adrian Woolley** was the eighth-best player in the transfer portal. **Ryan Conwell** was No. 13 and **Isaac McKneely** was No. 18.

A TALE AS OLD AS TIME

Louisville is one of the older teams in the country this season. When the Cardinals tipped off the season on Nov. 3, the average age of the 15-man roster was 21.3 years of age.

CAMARA REDSHIRT

Louisville announced on Tuesday, Oct. 28 that freshman **Mouhamed Camara** intends to redshirt for the 2025-26 season. Camara came to The Ville from NBA Academy Africa.

FROM ALL OVER

Louisville has players hailing from eight different states/districts: Florida (1), Illinois (1), Indiana (1), Kentucky (2), Minnesota (1), Ohio (1), Washington, D.C. (2) and West Virginia (1). Louisville adds four countries other than the United States as well as **Aly Khalifa** from Egypt, **Mouhamed Camara** hails from Senegal, **Vangelis Zougris** is from Greece and **Sananda Fru** comes from Germany.

NOTES ON THE STAFF

CHAMPIONSHIP CALIBER

Head coach **Pat Kelsey** has won 11 total conference championships across his 307-137 career record, including five NCAA Tournament bids. Kelsey has recorded winning seasons in 12 of his 13 full seasons as a head coach.

Season	School	Record
2012-13	Winthrop	14-17
2013-14	Winthrop	20-13
2014-15	Winthrop	19-13
2015-16	Winthrop	23-9
2016-17	Winthrop	26-7
2017-18	Winthrop	19-12
2018-19	Winthrop	18-12
2019-20	Winthrop	24-10
2020-21	Winthrop	23-2
2021-22	Charleston	17-15
2022-23	Charleston	31-4
2023-24	Charleston	27-8
2024-25	Louisville	27-8
2025-26	Louisville	19-7

SQUAD STICKS TOGETHER

Head coach **Pat Kelsey** brought his entire staff that was previously at Charleston including coaching staff members **Brian Kloman**, **Thomas Carr**, **Mike Cassidy**, **Jermaine Ukaegbu** and support staff members **Eli Foy**, **Mitch Johnson**, **Braden Connor**, **Tom Pupavac**, **Jonah Wexler** and **Katie Creznic**. The only new full-time staff members integrated into the staff were assistant coach **Ronnie Hamilton**, assistant coach **Peyton Siva** and executive assistant **Stephanie Davis**.

LOYALTY IS KEY

Head coach Pat Kelsey is known for his loyalty, displaying it in several ways, including hiring former players to join his staff. Four of his former players are now on UofL's staff in one way or another. Former Winthrop players **Jermaine Ukaegbu** (assistant coach), **Tom Pupavac** (Creative Director) and **Kyle Zunic** (graduate assistant) are on staff as well as Cardinal Forever **Frank-Anselem-Ibe** (graduate assistant) who just played for Louisville in 2024-25.

BACK TO THEIR ROOTS

Multiple staff members have ties back to the ACC prior to coming to Louisville. Head coach **Pat Kelsey** got his collegiate start in the ACC as the Director of Operations then as an assistant coach under Skip Prosser at Wake Forest. Assistant **Thomas Carr** also had a stint at NC State.

COACH OF THE YEAR

After being named ACC Coach of the Year in 2025, head coach **Pat Kelsey** joined an elite group of 10 active head coaches that have won the Coach of the Year distinction for three or more DI conferences. Kelsey was named Big South COY in 2021 and CAA COY in 2024 before being hired at Louisville.

Coach - Current School (Conferences Awarded COY in)

Dana Altman - Oregon (SoCon, Big Eight, Missouri Valley, Pac 12)
 Rick Pitino - St. John's (SEC, C-USA, MAAC, Big East)
 Kelvin Sampson - Houston (Pac 10, Big Eight, American, Big 12)
 Rick Barnes - Tennessee (CAA, Big 12, SEC)
 John Calipari - Arkansas (A10, C-USA, SEC)
 Mick Cronin - UCLA (Ohio Valley, American, Pac 12)
 Chris Holtmann - DePaul (Big South, Big East, Big Ten)
Pat Kelsey - Louisville (Big South, CAA, ACC)
 Thad Matt - Butler (Midwestern Collegiate, A10, Big Ten)
 Herb Sendek - Santa Clara (MAC, ACC, Pac 10)

HALL OF FAMER

Assistant coach **Peyton Siva** was inducted into the UofL Athletics Hall of Fame on Nov. 15. Siva was a captain on Louisville's 2013 National Championship and 2012 Final Four teams. In his Louisville playing career, Siva scored 1,215 points over the course of his four seasons in a Cardinal uniform. Siva ranked first and third in UofL history for most assists in a single season, as well as second for most assists in a career. His 90 steals in 2012-13 were the most ever in a season by a Cardinal, and he had the second-most steals in a UofL career. The Seattle native is one of only three players to be named the Most Outstanding Player of the Big East Tournament twice. He was also the Big East Scholar Athlete of the Year in 2012-13. Siva was selected in the second round of the 2013 NBA Draft by the Detroit Pistons and went on to play pro ball domestically and overseas for 10 years. He is entering his second season on staff with the Cardinals and was recently promoted to assistant coach for the 2025-26 season.

MISCELLANEOUS STATS

	2025-26	UofL Career
10+ POINT GAMES		
Ryan Conwell	24	24
J'Vonne Hadley	16	42
Sananda Fru	15	15
Isaac McKneely	15	15
Mikel Brown Jr.	14	14
Adrian Wooley	8	8
Khani Rooths	7	9
Kasean Pryor	2	6
Aly Khalifa	2	2
Kobe Rodgers	1	1
20+ POINT GAMES		
Ryan Conwell	10	10
Mikel Brown Jr.	8	8
J'Vonne Hadley	1	3
Isaac McKneely	1	1
Adrian Wooley	1	1
Khani Rooths	1	1
Kasean Pryor	0	1
30+ POINT GAMES		
Ryan Conwell	2	2
Mikel Brown Jr.	1	1
J'Vonne Hadley	0	1
40+ POINT GAMES		
Mikel Brown Jr.	1	1
10+ REBOUND GAMES		
Khani Rooths	4	4
Sananda Fru	3	3
J'Vonne Hadley	0	7
Kasean Pryor	0	1
10+ ASSIST GAMES		
DOUBLE-DOUBLES		
Sananda Fru	3	3
Khani Rooths	3	3
J'Vonne Hadley	0	7
Kasean Pryor	0	1
TRIPLE-DOUBLES		
GAMES LED UofL IN SCORING		
Ryan Conwell	12	12
Mikel Brown Jr.	7	7
Isaac McKneely	3	3
Sananda Fru	3	3
Khani Rooths	1	1
J'Vonne Hadley	0	3
Kasean Pryor	0	1
GAMES LED UofL IN REBOUNDING		
Sananda Fru	10	10
Khani Rooths	6	6
J'Vonne Hadley	5	22
Ryan Conwell	5	5
Mikel Brown Jr.	2	2
Isaac McKneely	1	1
Adrian Wooley	1	1
Kobe Rodgers	1	1
Kasean Pryor	0	2
GAMES LED UofL IN ASSISTS		
Mikel Brown Jr.	14	14
Aly Khalifa	5	5
Ryan Conwell	4	4
Adrian Wooley	2	2
Isaac McKneely	2	2
J'Vonne Hadley	1	2
Kobe Rodgers	1	1
Khani Rooths	1	1
Sananda Fru	1	1
Kasean Pryor	0	3
GAMES LED UofL IN BLOCKED SHOTS		
Sananda Fru	20	20
Khani Rooths	4	12
Aly Khalifa	3	3
Ryan Conwell	3	3
Kasean Pryor	2	5
Mikel Brown Jr.	2	2
J'Vonne Hadley	1	7
Vangelis Zougris	1	1
Kobe Rodgers	1	1
Isaac McKneely	1	1
Adrian Wooley	1	1
GAMES LED UofL IN STEALS		
Ryan Conwell	7	7
J'Vonne Hadley	5	14
Mikel Brown Jr.	5	5
Kobe Rodgers	5	5
Khani Rooths	4	7
Adrian Wooley	4	4
Aly Khalifa	3	3
Kasean Pryor	2	4
Sananda Fru	2	2
Vangelis Zougris	1	1
Isaac McKneely	1	1

LOUISVILLE RECORD BY SITUATION

CATEGORY	2024-25	2025-26	UNDER KELSEY
All games	27-8	19-7	46-15
Conference games	18-2	8-5	26-7
Non-conference games	7-4	11-2	18-6
Postseason games	2-2	0-0	2-2
Home	14-3	13-2	27-5
Away	9-2	3-5	12-7
Neutral site	4-3	3-0	7-3
vs. Top 10 opponents	1-3	1-2	2-5
vs. Top 11-25 opponents	1-2	1-3	2-5
vs. Unranked opponents	25-3	17-2	42-5
Winning the tip	17-5	13-2	30-7
Losing the tip	10-3	6-5	16-8
Scoring first	19-5	12-2	31-7
Opponent scores first	8-3	7-5	15-8
Leading at halftime	24-3	15-1	39-4
Trailing at halftime	3-5	3-6	6-11
Tied at halftime	0-0	1-0	1-0
Leading with 5:00 to play	27-0	19-0	46-0
Trailing with 5:00 to play	0-7	0-7	0-14
Tied with 5:00 to play	0-1	0-0	0-1
In overtime	1-0	0-0	1-0
Games decided by ≤3 pts.	4-0	0-0	4-0
Games decided by 4-10 pts.	6-3	4-4	10-7
Games decided by 11+ pts.	17-5	15-3	32-8
Shooting 50% or higher	10-0	9-0	19-0
Shooting 40-49%	14-3	9-4	23-7
Shooting less than 40%	3-5	1-3	4-8
Opp. shooting 50% or higher	4-4	0-4	4-8
Opp. shooting 40-49%	12-4	8-2	20-6
Opp. shooting less than 40%	11-0	11-1	22-1
Make more 3FG than opp.	19-3	14-4	33-7
Make fewer 3FG than opp.	6-4	4-2	10-6
3FG made are even	2-1	1-1	3-2
Attempt more FT than opp.	20-4	16-1	36-5
Attempt fewer FT than opp.	5-4	3-6	8-10
FT attempts are even	2-0	0-0	2-0
More rebounds than opp.	19-4	15-2	34-6
Fewer rebounds than opp.	7-4	2-5	9-9
Rebounds are even	1-0	2-0	3-0
More assists than opp.	22-0	17-2	39-2
Fewer assists than opp.	4-7	1-5	5-12
Assists are even	1-1	1-0	2-1
Commit more TOs than opp.	8-6	6-4	14-10
Commit fewer TOs than opp.	19-2	10-2	29-4
Turnovers are even	0-0	3-1	3-1
Scoring 100+ points	1-0	6-0	6-0
Scoring 90-99 points	4-0	4-0	8-0
Scoring 80-89 points	9-1	6-2	15-3
Scoring 70-79 points	12-2	3-3	15-5
Scoring 60-69 points	1-4	0-1	1-5
Scoring fewer than 60 points	0-1	0-1	0-2
Allowing 100+ points	0-0	0-0	0-0
Allowing 90-99 points	0-1	0-1	0-2
Allowing 80-89 points	1-2	3-5	4-7
Allowing 70-79 points	10-4	8-1	18-5
Allowing 60-69 points	11-1	3-0	14-1
Allowing fewer than 60 pts.	5-0	5-0	10-0
Following a win	22-5	13-6	35-11
Following a loss	4-3	6-1	10-4
More bench points than opp.	13-4	13-2	26-6
Fewer bench pts. than opp.	11-4	6-5	17-9
Bench points are even	3-0	0-0	3-0
in November	5-2	7-0	12-2
in December	3-3	4-2	7-5
in January	8-0	4-4	12-4
in February	6-1	4-1	10-2
in March	5-2	0-0	5-2
on Monday	1-0	3-1	4-1
on Tuesday	6-1	2-4	8-5
on Wednesday	6-0	2-1	8-1
on Thursday	2-1	1-0	3-1
on Friday	2-1	1-1	3-2
on Saturday	9-4	10-0	19-4
on Sunday	1-1	0-0	1-1
In white core uniforms	12-4	10-1	22-5
In black core uniforms	5-1	3-2	8-3
In red core uniforms	4-2	0-3	4-5
In specialty uniforms	6-1	6-1	12-2

LAST TIME IT HAPPENED (TEAM)

A LOUISVILLE TEAM:

Was ranked	2/16/26
Associated Press Poll (No. 21) and Coaches Poll (No. 21)	
Received votes in a national poll	2/16/26
Associated Press Poll (No. 21) and Coaches Poll (No. 21)	
Played a ranked team	1/26/26
(L) 83-52 vs. No. 4 Duke	
Beat a ranked team	12/6/25
(W) 87-78 vs. No. 22 Indiana	
Won 5+ straight	1/31/26 - 2/14/26 (5)
Won 10+ straight	2/5/25 - 3/14/25 (11)
Won 15+ straight	2/14/13 - 11/23/13 (21)
Won 20+ straight	2/14/13 - 11/23/13 (21)
Lost 5+ straight	2/13/24 - 3/9/24 (7)
Scored 100 pts	2/9/26
(W) 118-77 vs. NC State	
Scored 100 pts on the road	1/17/26
(W) 100-59 at Pittsburgh	
Scored 100 pts and lost	2/9/13
(L) 104-101 (5OT) at No. 25/RV Notre Dame	
Allowed 100 pts	2/9/13
(L) 104-101 (5OT) at No. 25/RV Notre Dame	
Allowed 100 pts at home	2/11/01
(L) 106-72 vs. Charlotte	
Allowed 100 pts and won	3/4/74
(W) 117-107 vs. Illinois State	
Scored fewer than 50 pts	11/22/22
(L) 70-38 vs. #21/20 Texas Tech	
Allowed fewer than 50 pts	11/26/25
(W) 104-47 vs. NJIT	
Scored 60 points in a half	2/9/26
(W) 118-77 vs. NC State (62 points, second half)	
Allowed 60 points in a half	12/20/97
(L) 94-86 vs. Georgia Tech	
Scored fewer than 20 pts in a half	1/27/24
(L) 69-52 vs. Virginia (13 points, first half)	
Allowed fewer than 20 pts in a half	11/24/25
(W) 87-46 vs. Eastern Michigan (17 points, first half)	
Grabbed 60 or more rebounds	11/17/14
(W) 88-39 vs. Jacksonville State	
Allowed 60 or more rebounds	1/4/94
(W) 132-87 vs. George Mason	
Back-to-back 20-point wins	2025
12/20/25 • (W) 94-54 vs. Montana	
12/30/25 • (W) 90-70 at California	
30-point win	2/9/26
(W) 118-77 vs. NC State	
Back-to-back 30-point wins	2025
11/24/25 • (W) 87-46 vs. Eastern Michigan	
11/26/25 • (W) 104-47 vs. NJIT	
40-point win	2/9/26
(W) 118-77 vs. NC State	
Back-to-back 40-point wins	2025
11/24/25 • (W) 87-46 vs. Eastern Michigan	
11/26/25 • (W) 104-47 vs. NJIT	
50-point win	11/26/25
(W) 104-47 vs. NJIT	

60-point win	11/24/14
(W) 87-26 vs. Savannah State	
70-point win	12/2/44
(W) 99-27 vs. Georgetown College	
30-point loss	1/26/26
(L) 83-52 at Duke	
Played in OT game	11/28/24
(W) 79-70 (OT) vs. West Virginia	
Played in a 2OT game	1/16/18
(W) 82-78 (2OT) at Notre Dame	
Played in a 3OT game	2/9/13
(L) 104-101 (5OT) at No. 25/RV Notre Dame	
Played in back-to-back OT games	2018
11/23/18 • (L) 77-74 (OT) vs. Marquette	
11/27/18 • (W) 82-78 (OT) vs. No. 9/8 Michigan State	
Had 5 players in double figures	2/7/26
(W) 88-80 at Wake Forest	
Had 6 players in double figures	2/7/26
(W) 88-80 at Wake Forest	
Had 7 players in double figures	12/17/11
(W) 95-87 vs. Memphis	
Had 8 players in double figures	Never
Has not happened	
Had 2 double-figure rebounders	1/10/26
Sananda Fru (13) and Khani Rooths (11) vs. Boston College	
Had two 20-point scorers	2/14/26
Mikel Brown Jr. (29) and J'Vonne Hadley (20) vs. Baylor	
Had three 20-point scorers	11/26/23
(W) 90-84 (OT) vs. New Mexico State	
Had two 25-point scorers	2/9/26
Mikel Brown Jr. (45) and Ryan Conwell (31) vs. NC State	
Had two 30-point scorers	2/9/26
Mikel Brown Jr. (45) and Ryan Conwell (31) vs. NC State	
Had 15+ 3FGs	2/9/26
18-of-30 vs. NC State	
Allowed 15+ 3FGs	1/24/26
16-of-30 vs. Virginia Tech	
Held opponent under 35.0% shooting	12/30/25
33.9% at California	
Recorded 25+ assists	1/21/25
27 at SMU	
Recorded 10+ blocks	11/24/25
10 vs. Eastern Michigan	
Recorded 15+ blocks	12/6/17
15 vs. Siena	
Committed fewer than 5 TOs	3/6/21
3 vs. No. 21/20 Virginia	
Committed 25+ TOs	1/31/09
26 vs. West Virginia	
Forced 25+ TOs	12/5/14
25 vs. Florida International	
Shot 60% from the field	2/9/26
60.0% (39-of-65) vs. NC State	
Shot 70% from the field	2/27/93
70.0% (35-of-50) vs. No. 16/17 Tulane	
Shot 90% from FT line (min. 10)	2/14/26
90.0% (18-of-20) vs. Baylor	

LAST TIME IT HAPPENED (INDIVIDUAL)

A LOUISVILLE INDIVIDUAL:

Scored 25 pts	2/17/26
Mikel Brown Jr. (29) at SMU	
Scored 30 pts	2/9/26
Mikel Brown Jr. (45) and Ryan Conwell (31) vs. NC State	
Scored 40 pts	2/9/26
Mikel Brown Jr. (45) vs. NC State	
Scored 50 pts	Never
Record is 45 by Wes Unseld vs. Georgetown College, 12/1/67 & Mikel Brown Jr. vs. NC State, 2/9/26	
Scored 20 pts in a half	2/9/26
Mikel Brown Jr. (24) and Ryan Conwell (21), both second half, vs. NC State	
Had 15 rebounds	12/17/22
Sydney Curry (19) vs. Florida A&M	
Had 20 rebounds	12/1/01
Ellis Myles (23) vs. Tennessee State	
Had 25 rebounds	1/17/70
Mike Grosso (26) vs. Stetson	
Had 20 pts and 20 rebs	2/27/88
Pervis Ellison (21 pts, 22 rebs) at Virginia Tech	
Had 10 assists	2/8/25
Terrence Edwards Jr. (10) vs. Miami	
Had 5 blocks	11/22/24
James Scott (5) vs. Winthrop	
Had 5 steals	2/14/26
Mikel Brown Jr. (5) vs. Baylor	
Had a double-double	2/4/26
Khani Rooths (12 points, 12 rebounds) vs. Notre Dame	
Two players had a double-double	1/7/25
J'Vonne Hadley (32 p, 10 r) and James Scott (11 p, 10 r) vs. Clemson	
Had a triple-double	1/19/08
Terrence Williams (10 pts, 10 rebs, 10 asts) at Seton Hall	
Had a four-point play	1/24/26
Ryan Conwell vs. Virginia Tech	

AN OPPOSING INDIVIDUAL:

Scored 30 pts	12/14/24
Lamont Butler, Kentucky (33)	
Scored 40 pts	2/17/24
Blake Hinson, Pitt (41)	
Scored 20 pts in a half	12/14/24
Lamont Butler, Kentucky (21 points, 2nd half)	
Had 15 rebounds	1/23/24
Kyle Filipowski, Duke (15)	
Had 20 rebounds	2/1/22
Armando Bacot, North Carolina (22)	
Had 20 pts and 20 rebs	11/23/94
Dwayne Whitfield, Jackson State (24 points, 21 rebounds)	
Had 10 assists	12/3/25
Darius Acuff Jr., Arkansas (10)	
Had 5 blocks	1/24/26
Tobi Lawal, Virginia Tech (5)	
Had 5 steals	2/7/26
Sebastian Akins, Wake Forest (5)	
Had a double-double	2/7/26
Juke Harris, Wake Forest (25 points, 11 rebounds)	

TOP LOUISVILLE EFFORTS SINCE 2002-03

Longest winning streak (single-season): 17 games (2002-03)

Longest winning streak (multiple-season span): 21 games (last 16 G of 2012-13, first 5 G of 2013-14)

Longest conference winning streak: 10, three times -- 2008-09, 2012-13, & 2019-20 seasons

Longest losing streak: 10 games (2022-23)

Longest conference losing streak: 10 games (2022-23)

Most points scored in a game: 118 vs. NC State, 2-9-26 (UL 118, NCS 77)

Fewest points scored in a game: 38 vs. #21/20 Texas Tech, 11-22-22 (TTU 70, UL 38)

Most points allowed in a game: 104 vs. Notre Dame, 2-9-13 (UND 104, UL 101, 5 ot)

Fewest points allowed in a game: 26 vs. Savannah State, 11-24-14 (UL 87, SSU 26)

Fewest points allowed in a conference game: 31 vs. Rutgers, 3-13-14 (UL 92, RU 31)

Largest margin of victory: 64 vs. Morehead St., 12-27-04 (UL 104, MSU40)

Largest margin of victory in a conference game: 61 vs. Rutgers, 3-13-14 (UL 92, RU 31)

Largest losing margin: 37 at Wisconsin, 12-19-20 (UW 85, UL 48)

Fewest points scored in a win: 45 vs. Cleveland State, 11-26-14 (UL 45, CSU 33)

Most points allowed in a win: 93 vs. UMBC, 11-6-23 (UL 94, UMBC 93)

Most points scored in a loss: 101 vs. Notre Dame, 2-9-13 (UND 104, UL 101, 5 ot)

Fewest points allowed in a loss: 52 vs. Drexel, 12-14-10 (DU 52, UL 46); vs. Syracuse, 2-13-12 (SU 52, UL 51); vs. Virginia, 2-17-15 (UVa 52, UL 47)

Largest deficit overcome to win a game: 20 vs. West Virginia, 3-26-05 (UL 18, WVU 38)

Largest lead given up in a loss: 23 vs. Duke, 2-12-19 (UL 59, DU 36)

Highest shooting percentage: .667 vs. North Carolina Central, 11-17-19 (UL 87, UNCC 58)

Highest shooting percentage in a conference game: .652 vs. Pittsburgh, 1-25-15 (UL 80, Pitt 68)

Lowest shooting percentage: .224 vs. #21/20 Texas Tech, 11-22-22 (TTU 70, UL 38)

Lowest shooting percentage in a conference game: .259 vs. Syracuse, 2-20-19 (Syracuse 69, UL 49)

Highest 3-point percentage: .778 vs. Memphis, 2-4-04 (UL 58, UM 62)

Highest 3-point percentage in a conference game: .778 vs. Memphis, 2-4-04 (UL 58, UM 62)

Lowest 3-point percentage: .000 vs. Pittsburgh, 2-11-15 (UL 69, Pitt 56)

Lowest 3-point percentage in a conference game: .000 vs. Pittsburgh, 2-11-15 (UL 69, Pitt 56)

Most 3-pointers: 22 vs. Hartford, 11-17-07 (UL 104, UH 69)

Free throws made: 42 vs. Nicholls, 11-8-18 (in 55 attempts; UL 85, NSU 72)

Most assists: 34 vs. VMI, 12-23-04 (UL 107, VMI 56)

Most blocked shots: 18 vs. Holy Cross, 12-7-03 (UL 56, HC 40)



PAT KELSEY FILE

PERSONAL

Born: May 15, 1975 (50 years old)

Hometown: Cincinnati, Ohio

Alma Mater: Xavier (1998)

Wife: Lisa

Children: Ruthie, Caroline, Johnny

COACHING CAREER

2024-current: Head Coach, Louisville

2021-24: Head Coach, College of Charleston

2012-21: Head Coach, Winthrop

2009-11: Associate HC, Xavier

2004-09: Assistant Coach, Wake Forest

2001-04: Director of Basketball Ops, Wake Forest

1998-2001: Assistant Coach, Elder (Ohio) HS

HEAD COACH PAT KELSEY

CAREER RECORD: 307-137 (14th season)
RECORD AT LOUISVILLE: 46-15 (SECOND SEASON)

Pat Kelsey, a proven program builder who's won nearly 70% of his career games, was named the new men's basketball head coach at the University of Louisville on March 28, 2024.

The Cincinnati native Kelsey is the 24th head coach in Louisville's 112-year history, and the 10th in the past 79 years.

Kelsey has been a dominant winner across his 14 seasons as a head coach, including his two years at Louisville, three at the College of Charleston and the previous nine at Winthrop. He boasts an impressive 307-136 record (69.3%) across his head coaching career with 11 total conference championships and five NCAA Tournament bids.

In his first year at the helm in Louisville, Kelsey led the Cardinals to a 27-8 overall record, tying for second in the ACC with an 18-2 conference record. Louisville made its first appearance in an ACC Tournament semifinal and championship game as the Cards finished runner-up to No. 1 Duke in the title game. Kelsey, tabbed as ACC Coach of the Year, led Louisville to an at-large bid in the NCAA Tournament. The Cardinals competed in the Big Dance for the first time since 2019, as an eight-seed, and fell to Creighton in the Round of 64.

Kelsey recruited an entirely new team in 2024-25, returning no scholarship players from the previous season. Chucky Hepburn earned All-ACC First Team honors while also being named the ACC Defensive Player of the Year and an AP Honorable Mention All-American. Terrence Edwards Jr. picked up Third Team All-ACC honors.

The Cardinals were one of the most improved teams in the country both in total wins from the previous season and in NET ranking from the end of 2023-24 to the end of 2024-25. Kelsey restored Louisville's standing amongst the elite basketball programs in the country, returning the Cardinals to the AP Top 25, ranking as high as No. 10 on the season in the March 17 rankings.

In 2023-24, College of Charleston finished 27-8, claimed the Colonial Athletic Conference regular season and tournament titles, and earned a No. 13 seed in the NCAA Tournament before falling to fourth-seeded Alabama.

The Cougars became the first team in seven years to win back-to-back Colonial titles. Kelsey was named the league's Coach of the Year, in addition to three All-CAA player honors and a Sixth Man of the Year award for Bryce Butler.

College of Charleston ranks in the top 25 nationally this season in 3-point attempts per game (3rd, 30.6), made 3-pointers per game (8th, 10.5), bench points per game (11th, 30.1), winning percentage (18th, 77.1), rebounds per game (20th, 39.8), assist-to-turnover ratio (22nd, 1.5) and offensive rebounds per game (23rd, 13.1).

During his second season at the helm in Charleston, the Cougars set numerous records with a 31-4 mark and the program's first CAA title since 2008. They won 20 straight games, claimed the 2022 Charleston Classic and spent four weeks in the AP Top 25, peaking at No. 18. Kelsey was named the USBWA and NABC District Coach of the Year, and was on the Naismith Coach of the Year Watch List.

Kelsey arrived in Charleston from Winthrop, where he became the fifth all-time winningest coach in the history of the Big South Conference. He averaged 20.7 wins per game in nine seasons in Rock Hill, S.C., compiling more overall wins and conference wins than any other team in the league.

In his final season at Winthrop, Kelsey guided the Eagles to a 23-2 campaign, a school-record 21-game win streak, a Big South tournament title and a trip to the NCAA Tournament where they fell to Villanova. Kelsey was named 2021 Big South Coach of the Year.

Kelsey also led Winthrop to NCAA Tournament berths in 2020 (canceled due to the COVID-19 pandemic) and 2017.

A two-time finalist for the Skip Prosser Man of the Year Award and finalist for the 2021 Jim Phelan Coach of the Year Award, Kelsey compiled a 186-95 (.662) overall record and an impressive 110-46 (.705) mark in conference play at Winthrop. The Eagles also won the Big South regular-season title four times in 2016, 2017, 2020 and 2021.

In all, 16 Winthrop players were selected all-conference, while three were tabbed Big South Player of the Year, one Big South Freshman of the Year and two Big South Tournament Most Valuable Player honors.

Prior to Winthrop, Kelsey served as associate head coach at his alma mater Xavier from 2009-11. Before that, he worked at Wake Forest as assistant coach (2004-09) and director of basketball operations (2001-04). He began his coaching career at Elder High School in Cincinnati as an assistant from 1998-2001.

Kelsey graduated cum laude in 1998 from Xavier University with a bachelor's degree in business administration and marketing. He began his collegiate playing career at the University of Wyoming, before transferring and playing three seasons at point guard for the Musketeers from 1995-98.

Kelsey and his wife, Lisa, have three children: Ruthie, Caroline and Johnny.

ACCOLADES AND ACCOMPLISHMENTS

CHAMPIONSHIPS

- BIG SOUTH REGULAR SEASON CHAMPIONS: 2016, 2017, 2020, 2021
- BIG SOUTH TOURNAMENT CHAMPIONS: 2017, 2020, 2021
- CAA REGULAR SEASON CHAMPIONS: 2023, 2024
- CAA TOURNAMENT CHAMPIONS: 2023, 2024

POSTSEASON EXPERIENCE

AS HEAD COACH

- NCAA: 2017 (First Round), 2021 (First Round), 2023 (First Round), 2024 (First Round), 2025 (First Round)

AS ASSISTANT

- NCAA: 2005 (Second Round), 2009 (First Round), 2010 (Sweet 16), 2011 (Second Round)

AWARDS

- ACC COACH OF THE YEAR: 2025
- NAISMITH COACH OF THE YEAR WATCH LIST: 2025
- CAA COACH OF THE YEAR: 2024
- USBWA DISTRICT COACH OF THE YEAR: 2023
- NABC DISTRICT COACH OF THE YEAR: 2023
- BIG SOUTH COACH OF THE YEAR: 2021

PAT KELSEY YEAR-BY-YEAR HEAD COACHING RECORD

Year	School	Record	Conf. Record	Conf. Finish	Conference Champion	Postseason
2012-13	Winthrop	14-17	6-10	5th Big South		
2013-14	Winthrop	20-13	10-6	2nd Big South		
2014-15	Winthrop	19-13	12-6	3rd Big South		
2015-16	Winthrop	23-9	13-5	1st Big South	Regular Season	
2016-17	Winthrop	26-7	15-3	1st Big South	Regular Season; Conference Tournament	NCAA Round of 64
2017-18	Winthrop	19-12	12-6	2nd Big South		
2018-19	Winthrop	18-12	10-6	4th Big South		
2019-20	Winthrop	24-10	15-3	1st Big South	Regular Season; Conference Tournament	
2020-21	Winthrop	23-3	17-1	1st Big South	Regular Season; Conference Tournament	NCAA Round of 64
2021-22	Charleston	17-15	8-10	6th CAA		
2022-23	Charleston	31-4	16-2	1st CAA	Regular Season; Conference Tournament	NCAA Round of 64
2023-24	Charleston	27-8	15-3	1st CAA	Regular Season; Conference Tournament	NCAA Round of 64
2024-25	Louisville	27-8	18-2	t-2nd ACC		NCAA Round of 64
2025-26	Louisville	19-6	8-4			

PAT KELSEY CAREER RECORD BY OPPONENT

	at Winthrop	at Charleston	at UofL	Total
Alabama	0-1	0-1		0-2
Alabama State	2-0			2-0
App State	1-0			1-0
Arkansas			0-1	0-1
Auburn	1-2			1-2
Barber-Scotia	1-0			1-0
Baylor			1-0	1-0
Bellarmine			1-0	1-0
Boston College			2-0	2-0
Brevard	1-0			1-0
Butler	0-1			0-1
California			2-0	2-0
Campbell	13-4	2-0		15-4
Central Pennsylvania College	1-0			1-0
Charleston Southern	14-5			14-5
Chattanooga		2-0		2-0
Cincinnati			1-0	1-0
Clemson	1-0		2-0	3-0
Coastal Carolina	5-5	3-0		8-5
Colorado State	0-1	1-0		1-1
Creighton			0-1	0-1
Davidson	0-1	1-0		1-1
Dayton	0-2			0-2
Delaware		4-1		4-1
Drexel		2-2		2-2
Duke	0-1		0-4	0-5
Duquesne		0-1		0-1
East Tennessee State	1-3			1-3
Eastern Kentucky			1-0	1-0
Eastern Michigan			1-0	1-0
Elon	1-0	5-0		6-0
Ferrum	2-0			2-0
Florida Atlantic		0-1		0-1
Florida State	0-2		2-0	2-2
Fresno State	0-1			0-1
Furman	3-1	0-1		3-2
Gardner-Webb	15-6			15-6
Georgia	0-2			0-2
Georgia Southern	3-0			2-0
Georgia Tech			0-1	0-1
Greensboro	1-0			1-0
Hampton	6-3	3-0		9-3
Hartford	1-0			1-0
High Point	11-6			11-6
Hiwassee	1-0			1-0
Hofstra		3-3		3-3
Illinois	1-0			1-0
Indiana			2-0	2-0
Indiana State	0-1			0-1
Iona		1-0		1-0
Jackson State			1-0	1-0
Jacksonville State	1-1			1-1
James Madison	1-1	0-2		1-3
Kent State		2-0		2-0
Kentucky	0-1		1-1	1-2
Liberty	8-3	1-0		9-3
Lipscomb		1-0		1-0
Little Rock	1-0			1-0
Lenoir-Rhyne	1-0			1-0
Longwood	15-2			15-2
Loyola (MD)		1-0		1-0
Manhattan	1-0			1-0
Mars Hill	2-0			2-0
Maryland	0-1			0-1
Maryland Eastern Shore	1-0			1-0
Memphis			1-0	1-0
Miami			1-0	1-0
Mid-Atlantic Christian	1-0			1-0
Monmouth		3-0		3-0
Montana			1-0	1-0
Montreat		1-0		1-0
Morehead State			1-0	1-0

	at Winthrop	at Charleston	at UofL	Total
New Hampshire	0-1			0-1
NJIT			1-0	1-0
UNC Asheville	12-7			12-7
UNC Greensboro	1-0			1-0
UNC Wilmington		3-5		3-5
North Carolina		0-2	1-0	1-2
North Carolina A&T		2-0		2-0
North Carolina Central	0-2			0-2
NC State	0-1		2-0	2-1
Northeastern		5-0		5-0
North Greenville		1-0		1-0
Notre Dame			2-0	2-0
Ohio	1-0		1-0	2-0
Ohio State	0-1			0-1
Oklahoma			0-1	0-1
Oklahoma State		0-1		0-1
Old Dominion		2-0		2-0
Ole Miss			0-1	0-1
Pfieffer	3-0			3-0
Pitt			3-0	3-0
Prairie View	1-0			1-0
Presbyterian	16-2	2-0		18-2
Radford	9-10			9-10
Rhode Island		1-0		1-0
Richmond		1-0		1-0
Rio Grande	1-0			1-0
Reinhardt	2-0			2-0
Roanoke	1-0			1-0
Saint Joseph's		1-0		1-0
Saint Louis	1-0			1-0
Saint Mary's (CA)	1-0			1-0
San Diego State		0-1		0-1
Savannah State	1-1			1-1
South Carolina State	1-0	1-0	1-0	3-0
South Carolina Upstate	8-0			8-0
SMU			2-0	2-0
Southeastern Louisiana	1-1			1-1
Southern Illinois	1-1			1-1
SIUE	2-0			2-0
St. Andrews	1-0			1-0
Stanford			2-1	2-1
Stetson		1-1		1-1
Stony Brook		4-0		4-0
Syracuse			1-0	1-0
Tennessee			0-2	0-2
Tennessee Tech	1-1			1-1
TCU	0-1			0-1
The Citadel		2-0		2-0
Towson		5-3		5-3
Truett-McConnell	1-0			1-0
Tulane		2-0		2-0
UTEP			1-0	1-0
Vanderbilt	0-1			0-1
Vermont		0-1		0-1
Villanova	0-1			0-1
Virginia			2-1	2-1
VCU	0-3			0-3
Virginia Intermont	1-0			1-0
Virginia Military Institute	1-1			1-1
Virginia Tech	0-1	1-0	2-0	3-1
Wake Forest			2-0	2-0
Warren Wilson	1-0			1-0
West Virginia			1-0	1-0
William & Mary		5-0		5-0
Winthrop			1-0	1-0
Wofford	0-2			0-2
Wyoming		0-1		0-1
Totals	186-95	75-27	46-14	307-136
2025-26 opponents in bold				



#0 MIKEL BROWN JR.

FRESHMAN | GUARD | 6-5 | 190 | HS
ORLANDO, FLA. (DME ACADEMY)

Opp.	GS	Min	FG	A	Pct	3FG	A	Pct	FT	A	Pct	O	D	T	PF	FO	A	TO	S	B	Pts
SC STATE	*	18	4	6	.666	1	2	.500	2	2	1.000	0	3	3	0	0	6	3	1	0	11
JACKSON STATE	*	26	5	11	.455	2	7	.286	6	6	1.000	0	5	5	1	0	9	6	1	0	18
KENTUCKY	*	33	8	16	.500	3	10	.300	10	11	.909	0	2	2	0	0	5	1	0	0	29
OHIO	*	27	5	11	.455	3	6	.500	6	8	.750	0	0	0	3	0	7	3	1	0	19
vs. Cincinnati	*	31	4	15	.267	2	9	.222	12	14	.857	0	5	5	1	0	6	4	3	0	22
EASTERN MICH.	*	24	4	12	.333	1	5	.200	2	3	.666	0	3	3	1	0	2	1	1	0	11
NJIT	*	25	3	11	.272	3	10	.333	0	0	.000	0	5	5	0	0	7	1	0	0	9
at Arkansas	*	34	7	19	.368	2	13	.154	6	10	.600	0	5	5	2	0	3	2	0	0	22
vs. Indiana	*	27	2	8	.250	0	4	.000	5	5	1.000	0	1	1	3	0	3	1	0	0	9
MEMPHIS	*	16	3	9	.333	2	5	.400	8	9	.888	0	1	1	1	0	3	2	1	1	16
at Tennessee	DNP																				
MONTANA	DNP																				
at California*	DNP																				
at Stanford*	DNP																				
DUKE*	DNP																				
BOSTON COLLEGE*	DNP																				
VIRGINIA*	DNP																				
at Pittsburgh*	DNP																				
VIRGINIA TECH*	*	29	7	11	.636	3	6	.500	3	4	.750	1	2	3	2	0	6	4	1	0	20
at Duke*	*	34	1	13	.077	1	7	.143	4	6	.666	0	2	2	2	0	4	3	0	0	7
SMU*	*	29	7	14	.500	3	8	.375	3	5	.600	0	3	3	0	0	4	5	1	0	20
NOTRE DAME*	*	28	1	7	.143	1	5	.200	3	4	.750	0	4	4	3	0	6	3	1	0	6
at Wake Forest*	*	33	2	10	.200	1	7	.143	7	9	.778	0	2	2	3	0	8	4	1	0	12
NC STATE*	*	34	14	23	.609	10	16	.625	7	7	1.000	0	9	9	2	0	2	2	3	0	45
vs. Baylor	*	35	8	14	.571	4	5	.800	9	9	1.000	0	3	3	3	0	6	6	5	0	29
at SMU*	*	35	11	18	.611	4	8	.500	3	3	1.000	0	5	5	1	0	4	7	2	2	29
GEORGIA TECH																					
at North Carolina*																					
at Clemson*																					
SYRACUSE*																					
at Miami*																					

SEASON/CAREER HIGHS

POINTS

Season	45 vs. NC State, 2/9/26
Career	Same

REBOUNDS

Season	9 vs. NC State, 2/9/26
Career	Same

FIELD GOALS

Season	14 vs. NC State, 2/9/26
Career	Same

FIELD GOALS ATTEMPTED

Season	23 vs. NC State, 2/9/26
Career	Same

THREE-POINT FIELD GOALS

Season	10 vs. NC State, 2/9/26
Career	Same

THREE-POINT FIELD GOALS ATTEMPTED

Season	16 vs. NC State, 2/9/26
Career	Same

FREE THROWS

Season	12 vs. Cincinnati, 11/21/25
Career	Same

FREE THROWS ATTEMPTED

Season	14 vs. Cincinnati, 11/21/25
Career	Same

ASSISTS

Season	9 vs. Jackson State, 11/6/25
Career	Same

BLOCKED SHOTS

Season	2 at SMU, 2/17/26
Career	Same

STEALS

Season	5 vs. Baylor, 2/14/26
Career	Same

MINUTES PLAYED

Season	35, 2x, last at SMU, 2/17/26
Career	Same

MIKEL BROWN JR. FILE

- Logged back-to-back 20-point games the week of Feb. 9, scoring 29 against Baylor after a 45-point performance against NC State
- Tied the program scoring record at 45 points in addition to breaking the ACC freshman scoring record previously set by Cooper Flagg and tying Louisville's made 3-pointers in a game record at 10, all against NC State on Feb. 9
- Returned from injury to lead the team to victory over Virginia Tech on Jan. 25, dropping a team-high 20 points
- Missed eight games due to a back injury
- Named USA Basketball 2025 Male Athlete of the Year
- Logged a career high of 29 points against in-state rival Kentucky on Nov. 11 - he scored 20 of his 29 in the first half
- Neared a double-double against Jackson State on Nov. 6 with 18 points and nine assists
- Suited up for USA Basketball with the USA U19 National Team, competing in the FIBA World Cup in Switzerland in the middle of the summer

GETTING TO KNOW MIKEL BROWN JR.

- Born on April 3, 2006... Son of Christopher Brown Sr. and Marisela Brown... Has two siblings, Zackariah and Arianna
- Majoring in Business
- Both parents were college athletes... Dad played at West Florida... Mom played at St. Petersburg College
- The person with the greatest influence on his athletic career is his dad
- The basketball player he admires the most is Kobe Bryant
- His favorite hobby outside of basketball is video games

- The athlete he most admires outside of basketball is Jalen Hurts
- His personal goal at UofL is to win a national championship
- He would most like to meet Barack Obama
- Few people know this about him, but he loves fishing
- He said the best thing about being a Cardinal is the culture
- The best basketball advice he said he was ever given was "to bet on yourself"

BROWN JR. CAREER STATISTICS

SEASON	TEAM	GP-GS	MIN/AVG	FG-FGA	FG%	3FG-3FGA	3FG%	FT-FTA	FT%	OFF	DEF	TOT	AVG	PF-FO	A	TO	BLK	STL	PTS	AVG
2025-26	LOU	18-17	527/29.3	96-228	.421	46-133	.346	96-115	.835	1	60	61	3.4	28-0	91	58	3	22	334	18.6
TOTAL		18-17	527/29.3	96-228	.421	46-133	.346	96-115	.835	1	60	61	3.4	28-0	91	58	3	22	334	18.6



#1 J'VONNE HADLEY

6TH YEAR | GUARD | 6-7 | 210 | 1L
ST. PAUL, MINN. (COLORADO)

Opp.	GS	Min	FG	A	Pct	3FG	A	Pct	FT	A	Pct	O	D	T	PF	FO	A	TO	S	B	Pts
SC STATE	*	21	5	7	.714	1	3	.333	2	4	.500	2	7	9	2	0	2	0	1	0	13
JACKSON STATE		DNP																			
KENTUCKY		27	4	6	.666	1	2	.500	0	4	.000	2	6	8	3	0	3	1	2	1	9
OHIO	*	25	4	6	.666	1	2	.500	2	5	.400	0	4	4	2	0	2	0	1	0	11
vs. Cincinnati	*	20	1	5	.200	0	0	.000	0	0	.000	3	1	4	3	0	1	0	0	0	2
EASTERN MICH.	*	24	3	7	.429	1	2	.500	2	4	.500	2	2	4	3	0	2	1	0	2	9
NJIT	*	25	4	7	.571	2	2	1.000	2	2	1.000	0	5	5	1	0	0	0	0	0	12
at Arkansas	*	28	3	6	.500	1	1	1.000	0	0	.000	2	4	6	3	0	0	0	0	0	7
vs. Indiana	*	33	6	13	.462	1	5	.200	2	2	1.000	1	5	6	1	0	1	0	1	0	15
MEMPHIS	*	19	3	4	.750	3	3	1.000	0	0	.000	0	1	1	4	0	3	0	1	0	9
at Tennessee	*	27	4	8	.500	0	3	.000	1	2	.500	2	2	4	2	0	0	2	1	0	9
MONTANA	*	28	5	8	.625	1	3	.333	2	2	1.000	0	4	4	2	0	3	1	2	0	13
at California*	*	31	4	7	.571	1	2	.500	2	2	1.000	2	7	9	2	0	3	1	1	1	11
at Stanford*	*	32	5	9	.555	0	1	.000	4	4	1.000	4	3	7	4	0	0	0	1	1	14
DUKE*	*	30	3	8	.375	1	4	.250	0	0	.000	2	3	5	1	0	4	3	2	0	7
BOSTON COLLEGE*	*	30	4	7	.571	1	1	1.000	2	2	1.000	0	4	4	3	0	3	2	0	0	11
VIRGINIA*	*	35	4	7	.571	0	2	.000	3	4	.750	2	3	5	4	0	1	1	3	0	11
at Pittsburgh*	*	31	7	9	.777	1	1	1.000	2	2	1.000	1	6	7	1	0	5	2	2	1	17
VIRGINIA TECH*	*	32	5	8	.625	1	2	.500	3	3	1.000	0	6	6	3	0	2	2	1	0	14
at Duke*	*	29	3	10	.300	2	6	.333	3	5	.600	0	5	5	2	0	0	1	1	0	11
SMU*	*	29	4	8	.500	0	3	.000	2	4	.500	1	3	4	1	0	1	0	2	0	10
NOTRE DAME*	*	3	0	0	.000	0	0	.000	0	0	.000	0	1	1	0	0	0	0	0	0	0
at Wake Forest*	*	22	5	7	.714	1	2	.500	4	4	1.000	0	5	5	1	0	1	0	0	0	15
NC STATE*	*	22	4	5	.800	0	0	.000	1	4	.250	1	2	3	1	0	0	1	0	0	9
vs. Baylor	*	31	7	10	.700	2	2	1.000	4	4	1.000	0	5	5	3	0	3	0	1	0	20
at SMU*	*	31	6	10	.600	2	3	.666	0	2	.000	3	6	9	0	0	1	0	0	0	14
GEORGIA TECH																					
at North Carolina*																					
at Clemson*																					
SYRACUSE*																					
at Miami*																					

GETTING TO KNOW J'VONNE HADLEY

- Born on April 3, 2002... Son of Kim Cambell and Charles Hadley... Has one sister, Kiara... Majoring in sociology
- Was a four-year letterwinner in basketball and a two-year letterwinner in football
- Enjoys yoga, video games, hiking and biking
- Says the best thing about being a Cardinal is "the family atmosphere and will to work"

- Says if a movie was made about his life, Martin Lawrence should play him
- The basketball player he most admires is Jayson Tatum
- He'd most like to meet Kyrie Irving
- He's most proud of the way he carries himself

SEASON/DI CAREER* HIGHS

POINTS

Season 20 vs. Baylor, 2/14/26
Career 32 vs. Clemson, 1/7/25

REBOUNDS

Season 9, 3x, last at SMU, 2/17/26
Career 13, 2x, last vs. Oklahoma, 11/29/24

FIELD GOALS

Season 7, 2x, last vs. Baylor, 2/14/26
Career 10 vs. Clemson, 1/7/25

FIELD GOALS ATTEMPTED

Season 13 vs. Indiana, 12/6/25
Career 13, 3x, last vs. Indiana, 12/6/25

THREE-POINT FIELD GOALS

Season 3 vs. Memphis, 12/13/25
Career 4 at Oregon, 3/7/24*

THREE-POINT FIELD GOALS ATTEMPTED

Season 6 at Duke, 1/26/26
Career Same

FREE THROWS

Season 4, 3x, last vs. Baylor, 2/14/26
Career 9, 2x, last vs. Clemson, 1/7/25

FREE THROWS ATTEMPTED

Season 5, 2x, last at Duke, 1/26/26
Career 11, 2x, last vs. Clemson, 1/7/25

ASSISTS

Season 5 at Pitt, 1/17/26
Career 6 vs. Northern Colorado, 12/15/23*

BLOCKED SHOTS

Season 2 vs. Eastern Michigan, 11/24/25
Career 3 vs. Tennessee, 11/13/22*

STEALS

Season 3 vs. Virginia, 1/13/26
Career 4, 3x, last at UCLA, 1/14/23*

MINUTES PLAYED

Season 35 vs. Virginia, 1/13/26
Career 47 at Southern California, 2/17/24*

*denotes career high from a previous school

HADLEY FILE

- Scored a season-high 20 points on 7 of 10 shooting against Baylor on Feb. 14; also dished out three assists
- Did not play against Jackson State (concussion protocol)
- Had a career night against Clemson on Jan. 7, 2025 with 32 points on 10 of 12 shooting and a perfect 3 for 3 clip from the arc
- Notched his first double-double at Louisville on Nov. 22, 2024 against Winthrop with 12 points and 13 rebounds
- Scored 15 points in Louisville Debut on Nov. 4
- Transferred from Colorado
- Started all 36 games in senior year at Colorado, averaging 11.6 points, 6.0 rebounds, 2.4 assists and 1.2 steals per game

HADLEY DI CAREER STATISTICS

SEASON	TEAM	GP-GS	MIN/AVG	FG-FGA	FG%	3FG-3FGA	3FG%	FT-FTA	FT%	OFF	DEF	TOT	AVG	PF-FO	A	TO	BLK	STL	PTS	AVG
2020-21	NE	13-0	79/6.0	5-17	.294	1-6	.167	0-1	.000	3	10	13	1.0	6-0	1	1	1	0	11	0.8
2022-23	CU	22-19	565/25.7	73-139	.525	0-1	.000	29-52	.558	53	76	129	5.9	42-0	29	25	12	24	175	8.0
2023-24	CU	36-36	1232/34.2	141-262	.538	20-48	.417	115-137	.839	51	166	217	6.0	60-0	88	47	10	42	417	11.6
2024-25	LOU	35-35	1157/33.0	155-299	.518	32-84	.381	84-109	.771	76	180	256	7.3	68-2	64	55	8	25	426	12.2
2025-26	LOU	25-24	665/26.6	103-182	.566	24-55	.436	43-65	.662	30	100	130	5.2	52-0	41	18	6	23	273	10.9
TOTAL FOR LOU		60-59	1822/30.4	258-481	.536	56-139	.403	127-174	.730	106	280	386	6.4	120-2	105	73	14	48	699	11.7
TOTAL		131-114	3698/28.2	477-899	.531	77-194	.397	271-364	.745	213	532	745	5.7	228-2	223	146	37	114	1302	9.9



#3 RYAN CONWELL

SENIOR | GUARD | 6-4 | 215 | TR
INDIANAPOLIS, IND. (XAVIER)

Opp.	GS	Min	FG	A	Pct	3FG	A	Pct	FT	A	Pct	O	D	T	PF	FO	A	TO	S	B	Pts
SC STATE	*	19	2	3	.666	1	2	.500	7	8	.875	0	3	3	5	0	2	1	2	0	12
JACKSON STATE	*	27	5	13	.385	4	10	.400	5	6	.833	2	6	8	2	0	1	0	0	0	19
KENTUCKY	*	32	6	16	.375	4	10	.400	8	12	.666	1	0	1	4	0	2	0	2	0	24
OHIO	*	27	7	14	.500	5	10	.500	3	4	.750	2	4	6	4	0	3	2	3	0	22
vs. Cincinnati	*	34	8	15	.533	5	10	.500	4	4	1.000	2	3	4	3	0	2	1	0	0	25
EASTERN MICH.	*	20	3	8	.375	1	5	.200	0	0	.000	0	6	6	1	0	1	2	2	0	7
NJIT	*	24	9	17	.529	8	15	.533	6	6	1.000	2	7	9	2	0	6	1	1	0	32
at Arkansas	*	33	4	16	.250	3	12	.250	4	4	1.000	0	1	1	5	1	4	5	0	0	15
vs. Indiana	*	31	4	10	.400	3	7	.429	10	11	.909	0	4	4	4	0	2	2	1	1	21
MEMPHIS	*	26	5	11	.455	3	7	.429	4	4	1.000	0	2	2	2	0	2	3	0	1	17
at Tennessee	*	32	7	19	.368	4	13	.308	4	7	.571	0	5	5	4	0	1	3	2	0	22
MONTANA	*	31	5	15	.333	3	11	.273	1	1	1.000	0	5	5	2	0	2	0	3	0	14
at California*	*	25	8	16	.500	6	13	.462	4	4	1.000	0	4	4	4	0	4	2	2	0	26
at Stanford*	*	35	6	21	.286	2	14	.123	4	6	.666	2	5	7	5	1	2	4	1	0	18
DUKE*	*	34	8	19	.421	4	11	.364	4	4	1.000	0	7	7	3	0	1	5	1	0	24
BOSTON COLLEGE*	DNP																				
VIRGINIA*	*	37	5	21	.238	3	12	.250	1	3	.333	1	6	7	2	0	3	1	2	1	14
at Pittsburgh*	*	30	9	16	.563	5	11	.455	1	1	1.000	0	6	6	2	0	6	2	1	0	24
VIRGINIA TECH*	*	32	5	14	.357	4	11	.364	1	1	1.000	0	6	6	3	0	1	1	0	0	15
at Duke*	*	37	7	14	.500	4	9	.444	0	0	.000	2	1	3	1	0	3	0	2	0	18
SMU*	*	34	4	15	.267	1	11	.091	3	3	1.000	1	4	5	3	0	3	0	2	0	12
NOTRE DAME*	*	33	4	14	.286	1	9	.111	3	3	1.000	0	4	4	1	0	3	2	1	1	12
at Wake Forest*	*	26	3	6	.500	2	4	.500	3	4	.750	1	3	4	4	0	2	3	0	0	11
NC STATE*	*	30	10	14	.714	5	6	.833	6	7	.857	0	7	7	0	0	6	4	1	1	31
vs. Baylor	*	31	4	10	.400	1	5	.200	5	7	.714	0	4	4	3	0	4	2	0	0	14
at SMU*	*	33	4	16	.250	2	11	.182	2	2	1.00	2	4	6	4	0	0	3	0	1	12
GEORGIA TECH																					
at North Carolina*																					
at Clemson*																					
SYRACUSE*																					
at Miami*																					

GETTING TO KNOW RYAN CONWELL

- Born on June 15, 2004... Parents are Daune and Roderick... Has one sibling his brother Reilly...
- Getting a master's degree in real estate
- The basketball player he admires the most is Stephen Curry
- His hobbies outside of basketball are hanging out with family and friends, bowling, golfing, listening to music and practicing playing the piano
- The athlete he most admires other than a basketball player is Lamar Jackson

- Few people know this about him, but he loves cooking
- He said the best thing about being a Cardinal is the culture were the fans, tradition and opportunities
- The best basketball advice he said he was ever given was "comparison is the thief of joy"
- Chose to attend UofL because "the environment, the people and basketball"
- He wears his jersey number (3) because it is the first number he ever wore playing basketball

SEASON/CAREER HIGHS

POINTS

Season 32 vs. NJIT, 11/26/25
Career 38 vs. Marquette, 3/13/25*

REBOUNDS

Season 9 vs. NJIT, 11/26/25
Career 13 vs. UNI, 3/9/24*

FIELD GOALS

Season 10 vs. NC State, 2/9/26
Career 13 vs. Marquette, 3/13/25*

FIELD GOALS ATTEMPTED

Season 21, 2x, last vs. Virginia, 1/13/26
Career Same

THREE-POINT FIELD GOALS

Season 8 vs. NJIT, 11/26/25
Career Same

THREE-POINT FIELD GOALS ATTEMPTED

Season 15 vs. NJIT, 11/26/25
Career Same

FREE THROWS

Season 10 vs. Indiana, 12/6/25
Career 12 vs. Villanova, 1/14/25*

FREE THROWS ATTEMPTED

Season 12 vs. Kentucky, 11/11/25
Career 14 vs. Villanova, 1/14/25*

ASSISTS

Season 6, 3x, last vs. NC State, 2/9/26
Career 8 vs. Charleston Southern, 12/2/22*

BLOCKED SHOTS

Season 1, 5x, last vs. NC State, 2/9/26
Career 2 vs. UIC, 2/24/24*

STEALS

Season 3, 2x, last vs. Montana, 12/20/25
Career 4, 3x, last at Villanova, 2/9/25*

MINUTES PLAYED

Season 37, 2x, last at Duke, 1/26/26
Career 44 vs. Bradley, 1/27/24*

*denotes career high from a previous school

RYAN CONWELL FILE

- Scored 31 points against NC State on Feb. 9, tying a career high six assists and adding in seven rebounds
- Missed game against Boston College (knee)
- Notched a new season high of 32 points against NJIT on Nov. 26, netting a career-high 8 3-pointers
- Scored 25 points against Cincinnati on Nov. 21, going 8 of 15 from the floor with a 5 of 10 mark beyond the arc
- Scored 24 points against Kentucky on Nov. 11, netting four 3-pointers in the process
- Player junior season at Xavier (2024-25)
- Was a Third Team All-BIG EAST selection after averaging 16.5 ppg, 2.7 rpg, 2.5 apg
- Shot 45% from the floor with a 41.3% clip beyond the arc for the Musketeers; he also shot

CONWELL CAREER STATISTICS

SEASON	TEAM	GP-GS	MIN/AVG	FG-FGA	FG%	3FG-3FGA	3FG%	FT-FTA	FT%	OFF	DEF	TOT	AVG	PF-FO	A	TO	BLK	STL	PTS	AVG
2022-23	USF	32-21	588/18.4	52-153	.340	27-90	.300	31-38	.816	11	50	61	1.9	53-1	60	42	2	28	162	5.1
2023-24	INS	38-38	1290/33.9	204-423	.482	109-268	.407	112-131	.855	29	191	220	5.8	105-2	95	65	10	41	629	16.6
2024-25	XU	34-34	1122/33.0	176-391	.450	99-240	.413	111-134	.828	9	84	93	2.7	85-3	84	55	6	44	562	16.5
2025-26	LOU	25-25	751/30.0	142-353	.402	84-239	.351	93-112	.830	18	107	125	5.0	73-3	66	48	6	29	461	18.4
TOTAL FOR LOU		25-25	751/30.0	142-353	.402	84-239	.351	93-112	.830	18	107	125	5.0	73-3	66	48	6	29	461	18.4
TOTAL		129-118	3751/29.1	574-1320	.435	319-837	.381	347-415	.836	67	432	499	3.9	316-9	305	210	24	142	1814	14.1



#4 COLE SHERMAN

SENIOR | GUARD | 5-11 | 190 | 1L
LOUISVILLE, KY. (NORTHERN KENTUCKY)

Opp.	GS	Min	FG	A	Pct	3FG	A	Pct	FT	A	Pct	O	D	T	PF	FO	A	TO	S	B	Pts
SC STATE		3	1	2	.500	1	2	.500	0	0	.000	0	0	0	0	0	1	1	0	0	3
JACKSON STATE		2	0	0	.000	0	0	.000	0	0	.000	0	0	0	1	0	0	0	0	0	0
KENTUCKY		DNP																			
OHIO		0+	0	0	.000	0	0	.000	0	0	.000	0	0	0	0	0	0	0	0	0	0
vs. Cincinnati		DNP																			
EASTERN MICH.		1	1	1	1.000	1	1	1.000	0	0	.000	0	0	0	0	0	0	0	0	0	3
NJIT		1	0	1	.000	0	1	.000	0	0	.000	0	0	0	0	0	0	0	0	0	0
at Arkansas		DNP																			
vs. Indiana		DNP																			
MEMPHIS		1	0	0	.000	0	0	.000	0	0	.000	0	0	0	0	0	0	0	0	0	0
at Tennessee		DNP																			
MONTANA		1	1	2	.500	1	2	.500	0	0	.000	0	0	0	0	0	0	0	0	0	3
at California*		DNP																			
at Stanford*		DNP																			
DUKE*		DNP																			
BOSTON COLLEGE*		DNP																			
VIRGINIA*		DNP																			
at Pittsburgh*		1	0	1	.000	0	1	.000	0	0	.000	0	0	0	0	0	0	0	0	0	0
VIRGINIA TECH*		DNP																			
at Duke*		DNP																			
SMU*		DNP																			
NOTRE DAME*		DNP																			
at Wake Forest*		DNP																			
NC STATE*		1	1	2	.500	1	2	.500	0	0	.000	0	0	0	0	0	0	0	1	0	3
vs. Baylor		DNP																			
at SMU*		DNP																			
GEORGIA TECH																					
at North Carolina*																					
at Clemson*																					
SYRACUSE*																					
at Miami*																					

SEASON/CAREER HIGHS

POINTS

Season 3, 4x, last vs. NC State, 2/9/26
Career 3, 6x, last vs. NC State, 2/9/26

REBOUNDS

Season
Career 1, 3x, last vs. Morehead State, 11/4/24

FIELD GOALS

Season 1, 4x, last vs. NC State, 2/9/26
Career 1, 9x, last vs. NC State, 2/9/26

FIELD GOALS ATTEMPTED

Season 2, 3x, last vs. NC State, 2/9/26
Career 2, 4x, last vs. NC State, 2/9/26

THREE-POINT FIELD GOALS

Season 1, 4x, last vs. NC State, 2/9/26
Career 1, 6x, last vs. NC State, 2/9/26

THREE-POINT FIELD GOALS ATTEMPTED

Season 2, 3x, last vs. NC State, 2/9/26
Career Same

FREE THROWS

Season
Career 2 vs. Robert Morris, 11/29/23*

FREE THROWS ATTEMPTED

Season
Career 2 vs. Robert Morris, 11/29/23*

ASSISTS

Season 1 vs. South Carolina State, 11/3/25
Career 1, 2x, last vs. South Carolina State, 11/3/25

BLOCKED SHOTS

Season
Career

STEALS

Season 1 vs. NC State, 2/9/26
Career Same

MINUTES PLAYED

Season 3 vs. South Carolina State, 11/3/25
Career 3, 2x, last vs. South Carolina State, 11/3/25

*denotes career high from a previous school

COLE SHERMAN FILE

- Scored his first points in a Louisville uniform against Stanford on March 8, 2025
- Appeared in his first game as a Louisville Cardinal in the season opener against Morehead State on Nov. 4, 2024
- Transferred from Northern Kentucky
- Appeared in one game as a freshman and nine as a sophomore
- Played at St. Xavier High School

GETTING TO KNOW COLE SHERMAN

- Born April 20, 2004... Full name is William "Cole" Sherman... Son of Christie Carroll and Mike Sherman... has three siblings
- Majoring in Sport Administration
- Chose his number because of former Louisville legends like Quentin Snider and Dillon Avare
- Says the best thing about being a Cardinal is "representing the greatest fan base in sports"
- The basketball player he admires the most is Kobe Bryant
- He enjoys exploring parts of town, going to new restaurants and going to UofL football games
- Few people know this about him, but he doesn't like cereal
- He'd most like to meet LeBron James

SHERMAN CAREER STATISTICS

SEASON	TEAM	GP-GS	MIN/AVG	FG-FGA	FG%	3FG-3FGA	3FG%	FT-FTA	FT%	OFF	DEF	TOT	AVG	PF-FO	A	TO	BLK	STL	PTS	AVG
2022-23	NKU	2-0	3/1.5	0-0	.000	0-0	.000	0-0	.000	0	0	0	0.0	1-0	0	0	0	0	0	0.0
2023-24	NKU	9-0	12/1.3	2-4	.500	1-2	.500	2-2	1.000	0	2	2	0.2	0-0	1	0	0	0	7	0.8
2024-25	LOU	10-0	10/1.0	1-3	.333	1-3	.333	0-0	.000	0	1	1	0.1	4-0	0	0	0	0	3	0.3
2025-26	LOU	9-0	11/1.2	4-9	.444	4-9	.444	0-0	.000	0	0	0	0.0	1-0	1	1	0	1	12	1.3
TOTAL FOR LOU		19-0	21/1.1	5-12	.417	5-12	.417	0-0	.000	0	1	1	0.1	5-0	1	1	0	1	15	0.8
TOTAL		30-0	36/1.2	7-16	.438	6-14	.429	2-2	1.000	0	3	3	0.1	6-0	2	1	0	1	22	0.7



#5 LONDON JOHNSON

JUNIOR | GUARD | 6-3 | 175 | HS
NORCROSS, GA. (NORCROSS HS)

Opp.	GS	Min	FG	A	Pct	3FG	A	Pct	FT	A	Pct	O	D	T	PF	FO	A	TO	S	B	Pts
SC STATE		DNP																			
JACKSON STATE		DNP																			
KENTUCKY		DNP																			
OHIO		DNP																			
vs. Cincinnati		DNP																			
EASTERN MICH.		DNP																			
NJIT		DNP																			
at Arkansas		DNP																			
vs. Indiana		DNP																			
MEMPHIS		DNP																			
at Tennessee		DNP																			
MONTANA		DNP																			
at California*		DNP																			
at Stanford*		DNP																			
DUKE*		DNP																			
BOSTON COLLEGE*		DNP																			
VIRGINIA*		DNP																			
at Pittsburgh*		DNP																			
VIRGINIA TECH*		DNP																			
at Duke*		DNP																			
SMU*		DNP																			
NOTRE DAME*		DNP																			
at Wake Forest*		DNP																			
NC STATE*		DNP																			
vs. Baylor		DNP																			
at SMU*		DNP																			
GEORGIA TECH																					
at North Carolina*																					
at Clemson*																					
SYRACUSE*																					
at Miami*																					

GETTING TO KNOW LONDON JOHNSON

- Born on June 6, 2004... Son of LeVar Johnson
- Has four siblings: Milan, Skylar, Sydney, Journey
- Graduated from Norcross HS in 2022
- His goal at UofL is to win everything
- He says the best thing about being a Cardinal is the "passion for the game, the love on & off the court, and the energy"
- Says his pops is the person with the greatest influence on his athletic career
- The basketball player he admires the most is Devin Booker

- Some of his hobbies outside of basketball include thrifting and designing clothes; many people don't know this about him but he makes clothes
- Says the best moment of his athletic career thus far was winning in the NBA G League Showcase game
- The first thing someone would notice in his dorm room is his shoes
- The best basketball advice anyone ever gave him was "Make a shot good, miss a shot good"
- When he played basketball as a kid, he always pretended he was LeBron James

SEASON/CAREER HIGHS

POINTS

Season	
Career	Same

REBOUNDS

Season	
Career	Same

FIELD GOALS

Season	
Career	Same

FIELD GOALS ATTEMPTED

Season	
Career	Same

THREE-POINT FIELD GOALS

Season	
Career	Same

THREE-POINT FIELD GOALS ATTEMPTED

Season	
Career	Same

FREE THROWS

Season	
Career	Same

FREE THROWS ATTEMPTED

Season	
Career	Same

ASSISTS

Season	
Career	Same

BLOCKED SHOTS

Season	
Career	Same

STEALS

Season	
Career	Same


MINUTES PLAYED

Season	
Career	Same

*denotes career high from previous school

LONDON JOHNSON FILE

- Intends to redshirt the 2025-26 season
- Joined the Cardinals on campus on Dec. 12 as a mid-year addition to the roster
- Completed for three seasons in the NBA G-League included two for Ignite and one between the Maine Red Claws and Cleveland Charge
- Averaged 8.3 points and 3.4 assists per game across 100 games in the league
- Averaged 10.1 points, 2.9 assists and 1.9 rebounds in his debut season with Ignite before improving to 10.6 points, 5.1 assists and 2.2 rebounds
- Was a consensus four-star recruit out of Norcross HS in 2022 and was one of the top players in his class before reclassifying and joining Ignite
- Led Norcross to a GHSA 7A State Championship in his junior season, scoring 27 points and grabbing eight boards in the victory
- Was a Georgia Gatorade Player of the Year finalist and named to Atlanta Tip-Off All-Metro Team
- Represented Jamaica in the FIBA CentroBasket U17 competition in Mexico in 2021
- Averaged 36.0 points across five games for Jamaica, shooting 56.1% from the floor



#7 KASEAN PRYOR

6TH YEAR | FORWARD | 6-10 | 230 | RS
CHICAGO, ILL. (SOUTH FLORIDA)

Opp.	GS	Min	FG	A	Pct	3FG	A	Pct	FT	A	Pct	O	D	T	PF	FO	A	TO	S	B	Pts
SC STATE	DNP																				
JACKSON STATE		16	3	8	.375	0	3	.000	0	2	.000	1	2	3	3	0	0	0	1	0	6
KENTUCKY		2	0	0	.000	0	0	.000	0	0	.000	1	1	2	0	0	0	0	0	0	
OHIO		7	1	1	1.000	1	1	1.000	0	2	.000	2	1	3	3	0	1	0	1	0	3
vs. Cincinnati		8	0	1	.000	0	1	.000	0	0	.000	0	2	2	2	0	0	0	2	0	0
EASTERN MICH.	DNP																				
NJIT	DNP																				
at Arkansas		5	2	3	.666	0	1	.000	0	0	.000	0	0	0	1	0	0	0	1	0	4
vs. Indiana		4	0	2	.000	0	1	.000	0	1	.000	0	2	2	1	0	0	1	0	2	0
MEMPHIS		11	3	4	.750	3	3	1.000	2	2	1.000	0	4	4	1	0	1	0	1	0	11
at Tennessee		8	0	2	.000	0	1	.000	0	0	.000	0	0	0	1	0	1	0	0	0	0
MONTANA		11	2	4	.500	0	2	.000	0	0	.000	1	6	7	1	0	1	1	1	0	4
at California*	DNP																				
at Stanford*	DNP																				
DUKE*		8	0	3	.000	0	3	.000	0	0	.000	0	1	1	2	0	0	1	0	0	0
BOSTON COLLEGE*		7	0	1	.000	0	1	.000	2	2	1.000	0	3	3	1	0	0	2	0	0	2
VIRGINIA*		4	1	2	.500	0	0	.000	0	0	.000	0	1	1	0	0	0	1	0	0	2
at Pittsburgh*		5	0	1	.000	0	1	.000	0	0	.000	0	1	1	1	0	0	0	0	0	0
VIRGINIA TECH*	DNP																				
at Duke*	DNP																				
SMU*	DNP																				
NOTRE DAME*		15	5	6	.833	0	1	.000	0	1	.000	2	3	5	3	0	1	2	1	0	10
at Wake Forest*		6	1	3	.333	1	2	.500	2	2	1.000	0	1	1	2	0	0	0	0	0	5
NC STATE*		8	1	3	.333	0	0	.000	0	0	.000	0	2	2	1	0	0	0	0	1	2
vs. Baylor		4	1	1	1.000	0	0	.000	0	0	.000	0	1	1	1	0	0	1	0	0	2
at SMU*		3	0	1	.000	0	1	.000	0	0	.000	0	0	0	0	0	0	0	0	0	0
GEORGIA TECH																					
at North Carolina*																					
at Clemson*																					
SYRACUSE*																					
at Miami*																					

SEASON/DI CAREER HIGHS

POINTS

Season 11 vs. Memphis, 12/13/25
Career 29, 2x, last at Tulsa, 3/9/24*

REBOUNDS

Season 7 vs. Montana, 12/20/25
Career 15 vs. UAB, 3/16/24*

FIELD GOALS

Season 5 vs. Notre Dame, 2/4/26
Career 9 at Tulsa, 3/9/24*

FIELD GOALS ATTEMPTED

Season 8 vs. Jackson State, 11/6/25
Career 21 vs. Wichita State, 1/21/24*

THREE-POINT FIELD GOALS

Season 3 vs. Memphis, 12/13/25
Career 4 at Temple, 1/24/24*

THREE-POINT FIELD GOALS ATTEMPTED

Season 3, 3x, last vs. Duke, 1/6/26
Career 10 vs. Wichita State, 1/21/24*

FREE THROWS

Season 2, 3x, last at Wake Forest, 2/7/26
Career 15 vs. Rice, 1/12/24*

FREE THROWS ATTEMPTED

Season 2, 5x, last at Wake Forest, 2/7/26
Career 16 vs. Rice, 1/12/24*

ASSISTS

Season 1, 5x, last vs. Notre Dame, 2/4/26
Career 6 vs. Temple, 1/4/24*

BLOCKED SHOTS

Season 2 vs. Indiana, 12/6/25
Career 5 vs. Rice, 1/12/24*

STEALS

Season 2 vs. Cincinnati, 11/21/25
Career 5 vs. Rice, 1/12/24*

MINUTES PLAYED

Season 16 vs. Jackson State, 11/6/25
Career 38 vs. UAB, 3/16/24*

*denotes career high from a previous school

KASEAN PRYOR FILE

- Made 5 of 6 shots against Notre Dame on Feb. 4, scoring 10 points and pulling down five boards
- Missed conference opener (knee)
- Scored a season high 11 points, going a perfect 3 for 3 from the arc against Memphis on Dec. 13
- Missed two games due to concussion protocol
- Played for the first time in 342 days when he checked in against Jackson State on Nov. 6
- Tore his ACL against Oklahoma and missed the remainder of the 2024-25 season
- Got his first Louisville start on Nov. 27, 2024 against Indiana
- Logged a double-double of 18 points and 12 rebounds in his UofL debut on Nov. 4, 2024
- Spent the 2023-24 season at South Florida under the late Amir Adbur-Rahim, appearing in 32 games and starting in 21 contests

GETTING TO KNOW KASEAN PRYOR

- Born on January 5, 2001... Son of Sean Pryor... Majoring in applied sciences with a concentration in leadership
- His father Sean played basketball at Oregon State before playing professionally in France and Puerto Rico
- His personal goal at UofL is to make March Madness
- Enjoys playing video games and hanging out with his cat
- Says the best thing about being a Cardinal is "Fan love"
- If a movie was made about his life, he thinks Ashton Kutcher should play him
- The basketball player he admires the most is Kobe Bryant
- The best moment of his athletic career was winning the conference tournament with Boise State
- The first thing someone would notice in his dorm room would be his cat

PRYOR DI CAREER STATISTICS

SEASON	TEAM	GP-GS	MIN/AVG	FG-FGA	FG%	3FG-3FGA	3FG%	FT-FTA	FT%	OFF	DEF	TOT	AVG	PF-FO	A	TO	BLK	STL	PTS	AVG
2020-21	Boise	5-0	17/3.3	1-6	.167	0-4	.000	4-9	.444	1	4	5	1.0	3-0	0	1	0	0	6	1.2
2021-22	Boise	8-0	36/4.5	7-15	.467	3-7	.429	1-2	.500	2	9	11	1.4	6-0	3	4	0	1	18	2.3
2023-24	USF	32-21	841/26.3	130-291	.447	37-105	.352	119-146	.815	47	206	253	7.9	70-2	56	53	23	38	416	13.0
2024-25	LOU	7-3	163/23.3	25-68	.368	5-33	.152	29-33	.879	9	34	43	6.1	14-0	15	15	8	11	84	12.0
2025-26	LOU	18-0	133/7.4	20-46	.435	5-22	.227	6-12	.500	7	31	38	2.1	24-0	5	9	3	8	51	2.8
TOTAL FOR LOU		25-3	296/11.8	45-114	.395	10-55	.182	35-45	.778	16	65	81	3.2	38-0	20	24	11	19	135	5.4
TOTAL		70-24	1190/17.0	183-426	.430	50-171	.292	159-202	.787	66	284	350	5.0	117-2	79	82	34	58	575	8.2



#9 KHANI ROOTHS

SOPHOMORE | FORWARD | 6-10 | 215 | 1L
WASHINGTON, D.C. (IMG ACADEMY)

Opp.	GS	Min	FG	A	Pct	3FG	A	Pct	FT	A	Pct	O	D	T	PF	FO	A	TO	S	B	Pts
SC STATE		21	8	12	.750	1	4	.250	3	5	.600	0	7	7	1	0	3	1	1	1	20
JACKSON STATE	*	24	5	9	.555	1	4	.250	5	7	.714	1	9	10	1	0	1	2	1	0	16
KENTUCKY	*	11	0	1	.000	0	1	.000	0	0	.000	0	0	0	0	0	0	0	1	0	0
OHIO		13	1	2	.500	0	1	.000	2	2	1.000	0	1	1	1	0	1	1	2	0	4
vs. Cincinnati		13	1	2	.500	0	1	.000	0	0	.000	0	5	5	1	0	1	0	0	1	2
EASTERN MICH.		22	3	5	.600	1	2	.500	0	0	.000	1	7	8	1	0	3	0	0	1	7
NJIT		19	2	6	.333	0	3	.000	1	2	.500	1	5	6	2	0	0	1	1	0	5
at Arkansas		9	1	4	.250	0	2	.000	0	0	.000	1	2	3	0	0	0	0	0	0	2
vs. Indiana		8	0	0	.000	0	0	.000	0	0	.000	1	2	3	2	0	1	1	1	0	0
MEMPHIS		18	2	4	.500	2	4	.500	4	5	.800	2	6	8	2	0	4	2	1	0	10
at Tennessee		13	0	2	.000	0	2	.000	1	2	.500	0	0	0	2	0	0	1	1	0	1
MONTANA		22	3	9	.333	1	5	.200	3	5	.600	0	2	2	0	0	3	0	0	0	10
at California*		18	2	4	.500	0	0	.000	1	1	1.000	2	3	5	3	0	0	1	1	1	5
at Stanford*		27	3	7	.429	1	3	.333	0	0	.000	2	2	4	4	0	0	0	1	1	7
DUKE*		12	2	8	.250	0	5	.000	2	2	1.000	0	4	5	1	0	2	1	0	1	6
BOSTON COLLEGE*		25	1	3	.333	0	1	.000	1	2	.500	2	9	11	3	0	1	2	1	2	3
VIRGINIA*	DNP																				
at Pittsburgh*	DNP																				
VIRGINIA TECH*	DNP																				
at Duke*	DNP																				
SMU*		20	4	5	.800	0	1	.000	4	5	.800	2	8	10	0	0	2	1	1	0	12
NOTRE DAME*		25	5	9	.555	1	2	.500	1	3	.333	4	8	12	2	0	1	2	2	0	12
at Wake Forest*		18	4	10	.400	1	5	.200	4	6	.666	1	3	4	1	0	0	0	0	2	13
NC STATE*		15	2	3	.666	0	0	.000	0	0	.000	2	1	3	1	0	2	0	0	0	4
vs. Baylor		24	0	1	.000	0	0	.000	0	0	.000	1	2	3	3	0	1	0	0	2	0
at SMU*		10	0	2	.000	0	0	.000	0	0	.000	1	1	2	2	0	0	1	1	0	0
GEORGIA TECH																					
at North Carolina*																					
at Clemson*																					
SYRACUSE*																					
at Miami*																					

GETTING TO KNOW KHANI ROOTHS

- Born November 12, 2005... Son of Charles and Lynette Rooths... Has three siblings
- His personal goal at UoFL is to win a championship
- He enjoys playing Call of Duty, cookouts, and watching YouTube and Netflix
- He and teammate Kobe Rodgers have the same love for #11, so he settled with #9 because it blends well with his name - K9
- If a movie was made about his life, says Will Smith should play him
- The basketball player he most admires is LeBron James

- The best moment of his athletic career was winning an AAU Championship
- Few people know this about him but he originally wanted to play football or hockey instead of basketball
- The best basketball advice anyone ever gave me was "Soak in as much knowledge from everyone"
- Would most like to meet LeBron James
- He chose to attend UoFL because "it felt like a family from Day 1"

SEASON/CAREER HIGHS

POINTS

Season 20 vs. South Carolina State, 11/3/25
Career Same

REBOUNDS

Season 12 vs. Notre Dame, 2/4/26
Career Same

FIELD GOALS

Season 8 vs. South Carolina State, 11/3/25
Career Same

FIELD GOALS ATTEMPTED

Season 12 vs. South Carolina State, 11/3/25
Career Same

THREE-POINT FIELD GOALS

Season 2 vs. Memphis, 12/13/25
Career 2, 3x, last vs. Memphis, 12/13/25

THREE-POINT FIELD GOALS ATTEMPTED

Season 5, 3x, last at Wake Forest, 2/7/26
Career 6 vs. #23/20 Ole Miss, 12/3/24

FREE THROWS

Season 5 vs. Jackson State, 11/6/25
Career Same

FREE THROWS ATTEMPTED

Season 7 vs. Jackson State, 11/6/25
Career Same

ASSISTS

Season 4 vs. Memphis, 12/13/25
Career Same

BLOCKED SHOTS

Season 2, 3x, last vs. Baylor, 2/14/26
Career Same

STEALS

Season 2, 2x, last vs. Notre Dame, 2/4/26
Career 2, 5x, last vs. Notre Dame, 2/4/26

MINUTES PLAYED


Season 27 at Stanford, 1/2/26
Career Same

KHANI ROOTHS FILE

- Grabbed a career-high 12 boards against Notre Dame on Feb. 4 to notch his third career double-double
- Returned from illness to log a double-double against SMU on Jan. 31, with 12 points and 10 rebounds
- Pulled down 11 rebounds against Boston College on Jan. 10 while also blocking a career-high two shots
- Notched his first career double-double and start on Nov. 6 against Jackson State with 16 points, 10 rebounds
- Logged a career high 20 points on opening night Nov. 3 against South Carolina State - he shot 8 of 12 from the floor
- Notched 12 points and seven rebounds at SMU on Jan. 21, 2025
- Appeared in his first collegiate contest on Nov. 4, 2024 against Morehead State

ROOTHS CAREER STATISTICS

SEASON	TEAM	GP-GS	MIN/AVG	FG-FGA	FG%	3FG-3FGA	3FG%	FT-FTA	FT%	OFF	DEF	TOT	AVG	PF-FO	A	TO	BLK	STL	PTS	AVG
2024-25	LOU	35-0	469/13.4	42-107	.393	12-52	.231	19-34	.559	34	72	106	3.0	28-0	10	19	12	13	115	3.3
2025-26	LOU	22-2	388/17.6	49-108	.454	9-46	.196	32-47	.681	25	87	112	5.1	33-0	26	17	12	16	139	6.3
TOTAL		57-2	857/15.0	91-215	.423	21-98	.214	51-81	.630	59	159	218	3.8	61-0	36	36	24	29	254	4.5



#10 ISAAC MCKNEELY

SENIOR | GUARD | 6-4 | 195 | TR
POCA, W.VA. (VIRGINIA)

Opp.	GS	Min	FG	A	Pct	3FG	A	Pct	FT	A	Pct	O	D	T	PF	FO	A	TO	S	B	Pts
SC STATE	*	22	6	13	.462	5	11	.456	0	0	.000	0	4	4	1	0	0	1	1	0	17
JACKSON STATE	*	27	3	7	.429	2	6	.333	0	1	.000	0	0	0	1	0	2	0	1	0	8
KENTUCKY	*	31	3	8	.375	3	7	.429	0	0	.000	0	5	5	4	0	2	1	2	0	9
OHIO	*	25	5	11	.455	4	10	.400	1	1	1.000	2	4	6	1	0	0	2	0	1	15
vs. Cincinnati	*	26	0	4	.000	0	3	.000	3	3	1.000	0	4	4	2	0	1	1	0	0	3
EASTERN MICH.	*	27	6	10	.600	5	9	.555	0	1	.000	1	2	3	1	0	0	0	0	1	17
NJIT	*	22	6	11	.545	5	10	.500	0	0	.000	0	3	3	0	0	0	0	0	0	17
at Arkansas	*	30	3	8	.375	1	5	.200	4	4	1.000	2	2	4	1	0	1	0	0	0	11
vs. Indiana	*	30	5	9	.555	5	9	.555	0	0	.000	0	3	3	0	0	1	2	2	0	15
MEMPHIS	*	23	0	3	.000	0	3	.000	2	2	1.000	0	1	1	3	0	4	0	0	0	2
at Tennessee	*	35	2	10	.200	1	7	.143	0	0	.000	0	1	1	2	0	0	0	0	0	5
MONTANA	*	33	5	7	.714	4	6	.666	2	2	1.000	0	5	5	0	0	0	1	1	0	16
at California*	*	35	4	11	.364	3	9	.333	0	0	.000	0	1	1	2	0	3	1	0	0	11
at Stanford*	*	37	5	11	.455	3	8	.325	4	4	1.000	3	0	3	1	0	3	2	1	0	17
DUKE*	*	31	1	5	.200	1	5	.200	3	4	.750	1	3	4	2	0	1	2	1	0	6
BOSTON COLLEGE*	*	33	3	10	.333	2	8	.250	5	5	1.000	0	1	1	2	0	2	0	0	0	13
VIRGINIA*	*	38	7	16	.438	5	14	.357	4	4	1.000	1	4	5	1	0	0	0	2	0	23
at Pittsburgh*	*	34	3	8	.325	3	6	.500	2	3	.666	0	4	4	1	0	2	0	0	0	11
VIRGINIA TECH*	*	28	3	9	.333	2	7	.286	0	0	.000	0	3	3	1	0	1	2	0	0	8
at Duke*	*	29	2	6	.333	2	5	.400	0	0	.000	0	2	2	0	0	1	1	1	0	6
SMU*	*	24	5	10	.500	4	9	.444	0	0	.000	0	3	3	0	0	1	1	0	0	14
NOTRE DAME*	*	27	4	8	.500	4	8	.500	1	1	1.000	1	1	2	1	0	0	0	0	0	13
at Wake Forest*	*	22	4	5	.800	3	4	.750	0	0	.000	0	0	0	2	0	0	0	0	0	11
NC STATE*	*	26	2	6	.333	2	5	.400	2	2	1.000	0	2	2	1	0	2	0	0	0	8
vs. Baylor	*	19	1	4	.250	0	2	.000	0	0	.000	0	1	1	0	0	0	1	0	0	2
at SMU*	*	25	2	7	.286	2	5	.400	0	0	.000	1	1	2	4	0	4	1	1	0	6
GEORGIA TECH																					
at North Carolina*																					
at Clemson*																					
SYRACUSE*																					
at Miami*																					

SEASON/CAREER HIGHS*

POINTS

Season 23 vs. Virginia, 1/13/26
Career 29 at Florida State, 2/10/24*

REBOUNDS

Season 6 vs. Ohio, 11/15/25
Career 7 at Florida, 12/4/24*

FIELD GOALS

Season 7 vs. Virginia, 1/13/26
Career 10 at Wake Forest, 2/26/25*

FIELD GOALS ATTEMPTED

Season 16 vs. Virginia, 1/13/26
Career 17, 2x, last vs. Georgia Tech, 3/12/25*

THREE-POINT FIELD GOALS

Season 5, 5x, last vs. Virginia, 1/13/26
Career 7 vs. Georgia Tech, 3/12/25*

THREE-POINT FIELD GOALS ATTEMPTED

Season 14 vs. Virginia, 1/13/26
Career 14, 2x, last vs. Virginia, 1/13/26

FREE THROWS

Season 5 vs. Boston College, 1/10/26
Career 8 at Florida State, 2/10/24*

FREE THROWS ATTEMPTED

Season 5 vs. Boston College, 1/10/26
Career 9, 2x, last vs. Virginia Tech, 2/1/25*

ASSISTS

Season 4, 2x, last at SMU, 2/17/26
Career 7 vs. Virginia Tech, 2/1/25*

BLOCKED SHOTS

Season 1, 2x, last vs. Eastern Michigan, 11/24/25
Career 2, 3x, last vs. Clemson, 3/1/25*

STEALS

Season 2, 3x, last vs. Virginia, 1/13/26
Career 3 vs. Coppin State, 11/11/24*

MINUTES PLAYED

Season 38 vs. Virginia, 1/13/26
Career 42 vs. NC State, 1/24/24*

*denotes career high from a previous school

ISAAC MCKNEELY FILE

- Led Louisville in scoring for the first time this season against EMU on Nov. 24, scoring 17 points on an efficient 6 of 10 from the floor, making 5 of 9 from the arc
- Played three seasons at Virginia
- Named 2025 NABC All-District East Second Team, All-ACC Honorable Mention, NABC Honors Court, CSC Academic All-District Team
- Started all 32 games for the Hoos in his junior season, averaging 14.4 points, 2.7 rebounds and 2.9 assists per game
- Shot 43.9% from the field, 42.1% from 3-point range and 81.4% from the free throw line in 2024-25
- Led the ACC in 3-point percentage (42.1%), second in 3-pointers per game (3.2), eighth in minutes (34.4) and 20th in scoring (14.4 ppg) as a junior

GETTING TO KNOW ISAAC MCKNEELY

- Born November 10, 2003... Son of Holly and Dan McKneely... Has one sibling, Evan... Majoring in business
- His personal goal at UofL is to be his best every day
- He chose No. 10 because he was born on the 10th; he picked it at a young age and has worn it ever since
- He says the best thing about being a Cardinal is being able to represent one of the biggest college basketball brands every single day

- The basketball player he most admires is Steph Curry
- His hobbies outside of basketball include fishing, video games and hanging out with friends
- The best moment of his athletic career thus far was winning a state championship in West Virginia
- He says the first thing someone would notice in his dorm room is his high school "Dots" jersey
- Few people know this, but he is really good at ping pong and corn hole

MCKNEELY CAREER STATISTICS

SEASON	TEAM	GP-GS	MIN/AVG	FG-FGA	FG%	3FG-3FGA	3FG%	FT-FTA	FT%	OFF	DEF	TOT	AVG	PF-FO	A	TO	BLK	STL	PTS	AVG
2022-23	UVa	33-1	708/21.5	77-182	.423	51-130	.392	17-24	.708	7	66	73	2.2	44-0	23	21	4	12	222	6.7
2023-24	UVa	33-33	1068/32.4	137-335	.409	81-182	.445	50-59	.847	5	94	99	3.0	48-0	54	32	5	19	405	12.3
2024-25	UVa	32-32	1101/34.4	152-346	.439	101-240	.421	57-70	.814	4	83	87	2.7	49-0	92	47	4	26	462	14.4
2025-26	LOU	26-26	737/28.3	90-217	.415	71-181	.392	33-37	.892	12	60	72	2.8	34-0	31	19	2	13	284	10.9
TOTAL FOR LOU		26-26	737/28.3	90-217	.415	71-181	.392	33-37	.892	12	60	72	2.8	34-0	31	19	2	13	284	10.9
TOTAL		124-92	3614/29.1	456-1080	.422	304-733	.415	157-190	.826	28	303	331	2.7	175-0	200	119	15	70	1373	11.1



#11 KOBE RODGERS

REDSHIRT SENIOR | GUARD | 6-3 | 185 | RS
CINCINNATI, OHIO (CHARLESTON)

Opp.	GS	Min	FG	A	Pct	3FG	A	Pct	FT	A	Pct	O	D	T	PF	FO	A	TO	S	B	Pts
SC STATE		26	1	5	.200	1	4	.250	6	1	1.000	1	3	4	4	0	3	2	2	1	9
JACKSON STATE		18	2	4	.500	1	2	.500	2	2	1.000	1	2	3	1	0	5	0	4	0	7
KENTUCKY		7	1	3	.333	0	1	.000	0	0	.000	2	1	3	2	0	1	0	1	0	2
OHIO		14	3	3	1.000	0	0	.000	1	1	1.000	1	4	5	3	0	2	2	1	0	7
vs. Cincinnati		9	1	1	1.000	1	1	1.000	0	0	.000	0	0	0	2	0	0	2	1	0	0
EASTERN MICH.		16	3	3	1.000	0	0	.000	2	3	.666	0	2	2	1	0	4	0	0	1	8
NJIT		19	1	3	.333	0	2	.000	0	0	.000	4	5	9	1	0	2	2	2	1	2
at Arkansas		9	0	0	.000	0	0	.000	0	0	.000	1	1	2	4	0	0	2	1	0	0
vs. Indiana		13	4	4	1.000	2	2	1.000	2	2	1.000	0	2	2	3	0	1	1	1	1	12
MEMPHIS		14	2	2	1.000	0	0	.000	0	0	.000	0	1	1	3	0	2	0	0	0	4
at Tennessee		11	0	0	.000	0	0	.000	0	0	.000	1	2	3	1	0	1	1	1	0	0
MONTANA		DNP																			
at California*		22	1	4	.250	1	3	.333	0	0	.000	3	2	5	3	0	1	2	0	1	3
at Stanford*		13	0	1	.000	0	0	.000	2	2	1.000	1	1	2	1	0	1	1	0	0	2
DUKE*		20	0	4	.000	0	2	.000	0	0	.000	2	2	4	3	0	2	0	1	0	0
BOSTON COLLEGE* *		29	2	4	.500	1	2	.500	0	0	.000	0	2	2	1	0	1	3	0	0	5
VIRGINIA*		15	0	0	.000	0	0	.000	0	0	.000	2	1	3	3	0	2	1	0	0	0
at Pittsburgh*		19	3	4	.750	1	1	1.000	0	0	.000	0	1	1	2	0	1	1	1	0	7
VIRGINIA TECH*		11	3	4	.750	0	0	.000	0	0	.000	0	1	1	0	0	0	0	2	0	6
at Duke*		2	0	0	.000	0	0	.000	0	0	.000	0	0	0	0	0	0	0	0	0	0
SMU*		12	2	2	1.000	0	0	.000	3	4	.750	3	0	3	0	0	4	0	0	0	7
NOTRE DAME*		12	1	2	.500	0	1	.000	0	0	.000	0	2	2	3	0	2	0	0	0	2
at Wake Forest*		12	0	1	.000	0	0	.000	1	2	.500	3	1	4	2	0	2	0	2	0	1
NC STATE*		11	0	1	.000	0	0	.000	4	5	.800	2	4	6	1	0	2	2	1	0	4
vs. Baylor		5	0	1	.000	0	1	.000	0	0	.000	0	1	1	1	0	0	1	0	0	0
at SMU*		8	1	1	1.000	1	1	1.000	0	0	.000	0	0	0	0	0	1	0	2	0	3
GEORGIA TECH																					
at North Carolina*																					
at Clemson*																					
SYRACUSE*																					
at Miami*																					

SEASON/CAREER HIGHS

POINTS

Season 12 vs. Indiana, 12/6/25
Career 24 vs. Towson, 1/18/24*

REBOUNDS

Season 9 vs. NJIT, 11/26/25
Career 10, 2x, last vs. Coastal Carolina, 12/18/23*

FIELD GOALS

Season 4 vs. Indiana, 12/6/25
Career 8, 6 times

FIELD GOALS ATTEMPTED

Season 5 vs. South Carolina State, 11/3/25
Career 21 vs. Saint Leo, 1/14/23*

THREE-POINT FIELD GOALS

Season 2 vs. Indiana, 12/6/25
Career 5 vs. Rollins, 1/25/23*

THREE-POINT FIELD GOALS ATTEMPTED

Season 4 vs. South Carolina State, 11/3/25
Career 7 vs. Rollins, 1/25/23*

FREE THROWS

Season 6 vs. South Carolina State, 11/3/25
Career 12 vs. Towson, 1/18/24*

FREE THROWS ATTEMPTED

Season 6 vs. South Carolina State, 11/3/25
Career 14 vs. Towson, 1/18/24*

ASSISTS

Season 5 vs. Jackson State, 11/6/25
Career 8 vs. Hofstra, 3/2/24*

BLOCKED SHOTS

Season 1, 5x, last at California, 12/30/25
Career 3 vs. Francis Marion, 11/26/22*

STEALS

Season 4 vs. Jackson State, 11/6/25
Career 7, 2x, last at Saint Leo, 2/11/23*

MINUTES PLAYED

Season 29 vs. Boston College, 1/10/26
Career 37 vs. Virginia Union, 12/19/21*

*denotes career high from a previous school

KOBE RODGERS FILE

- Earned his first start in a Louisville jersey on Jan. 10 against Boston College
- Did not play against Montana (concussion)
- Redshirted the 2024-25 season to rehabilitate a leg injury sustained in the opening round of the 2024 NCAA Tournament
- Played junior season at College of Charleston under head coach Pat Kelsey
- Averaged 9.7 points and 4.6 rebounds in 21.7 minutes in his junior season with the Cougars
- Appeared in 31 contests, starting in 18 of those
- Shot 50% from the floor and 45% beyond the arc during 2023-24
- Played freshman and sophomore seasons at Nova Southeastern, a private DII school in Florida

GETTING TO KNOW KOBE RODGERS

- Born Nov. 12, 2002... Son of Dorothy and Doc Rodgers... Has one sister Jazmine... Major is Sport Administration
- His father Doc played minor league baseball in the Giants, Reds and Orioles organizations... He was also a minor league pitching coach for the Reds as well as an assistant GM
- Enjoys music and fishing
- Chose UoFL because "It was a my dream to play Power 4 basketball"
- The best thing about being a Cardinal to him is the community
- Says the person with the greatest influence on his athletic career is his mother Dorothy
- Says the best moment of his athletic career was winning a DII national championship
- The basketball player he admires the most is Derrick Rose
- Few people know this about him, but he is shy and loves to sing

RODGERS CAREER STATISTICS

SEASON	TEAM	GP-GS	MIN/AVG	FG-FGA	FG%	3FG-3FGA	3FG%	FT-FTA	FT%	OFF	DEF	TOT	AVG	PF-FO	A	TO	BLK	STL	PTS	AVG
2021-22	Nova	20-19	523/26.1	67-158	.424	21-68	.309	11-16	.688	29	39	68	3.4	60-3	52	20	7	57	166	8.3
2022-23	Nova	30-30	716/23.9	147-317	.464	27-83	.325	75-92	.815	39	103	142	4.7	77-1	70	33	11	74	396	13.2
2023-24	CC	31-18	672/21.7	106-212	.500	18-40	.450	71-89	.798	48	96	144	4.6	74-0	68	48	7	39	301	9.7
2025-26	LOU	25-1	350/14.0	31-57	.544	9-23	.391	23-27	.852	27	41	68	2.7	45-0	40	21	5	23	94	3.8
TOTAL FOR LOU		25-1	350/14.0	31-57	.544	9-23	.391	23-27	.852	27	41	68	2.7	45-0	40	21	5	23	94	3.8
TOTAL		106-68	2261/21.3	351-744	.472	75-214	.350	180-224	.804	143	279	422	4.0	256-4	230	122	30	193	957	9.0



#12 MOUHAMED CAMARA

FRESHMAN | FORWARD | 6-8 | 225 | HS
DAKAR, SENEGAL (NBA ACADEMY AFRICA)

Opp.	GS	Min	FG	A	Pct	3FG	A	Pct	FT	A	Pct	O	D	T	PF	FO	A	TO	S	B	Pts
SC STATE		DNP																			
JACKSON STATE		DNP																			
KENTUCKY		DNP																			
OHIO		DNP																			
vs. Cincinnati		DNP																			
EASTERN MICH.		DNP																			
NJIT		DNP																			
at Arkansas		DNP																			
vs. Indiana		DNP																			
MEMPHIS		DNP																			
at Tennessee		DNP																			
MONTANA		DNP																			
at California*		DNP																			
at Stanford*		DNP																			
DUKE*		DNP																			
BOSTON COLLEGE*		DNP																			
VIRGINIA*		DNP																			
at Pittsburgh*		DNP																			
VIRGINIA TECH*		DNP																			
at Duke*		DNP																			
SMU*		DNP																			
NOTRE DAME*		DNP																			
at Wake Forest*		DNP																			
NC STATE*		DNP																			
vs. Baylor		DNP																			
at SMU*		DNP																			
GEORGIA TECH																					
at North Carolina*																					
at Clemson*																					
SYRACUSE*																					
at Miami*																					

GETTING TO KNOW MOUHAMED CAMARA

- Born on April 1, 2005
- Majoring in Business
- His personal goal at UofL is to win everything
- Best thing about being a Cardinal is the culture
- He is related to Mouhamed Gueye who plays for the Atlanta Hawks
- The Basketball player he admires the most is Pascal Siakam
- The non-basketball athlete he admires the most is Messi
- His favorite thing to do besides playing basketball

- is go to the beach
- The first thing you would notice after walking into his dorm room is how clean it is
 - The best basketball advice he was ever given "Never Give Up"
 - Says if a movie was made about his life, he would want Michael Scofield to play him
 - He loves to hang out with his teammates outside of basketball
 - He is most proud of his growth


SEASON/CAREER HIGHS

POINTS	
Season	
Career	Same
REBOUNDS	
Season	
Career	Same
FIELD GOALS	
Season	
Career	Same
FIELD GOALS ATTEMPTED	
Season	
Career	Same
THREE-POINT FIELD GOALS	
Season	
Career	Same
THREE-POINT FIELD GOALS ATTEMPTED	
Season	
Career	Same
FREE THROWS	
Season	
Career	Same
FREE THROWS ATTEMPTED	
Season	
Career	Same
ASSISTS	
Season	
Career	Same
BLOCKED SHOTS	
Season	
Career	Same
STEALS	
Season	
Career	Same
MINUTES PLAYED	
Season	
Career	Same

*denotes career high from previous school

MOUHAMED CAMARA FILE

- Intends to redshirt the 2025-26 season
- Attended the NBA Academy in Africa
- Competed in the FIBA AfroBasket qualifiers in 2025 as a member of Senegal's Senior National Team
- Helped the Senegalese National Team qualify for FIBA AfroBasket
- Logged multiple games of three or more blocks and steals in the 2024 NBA Academy Winter Tour
- Recorded four blocks and eight steals against the NBA Global Academy in December 2024
- Notched three blocks and three steals against the NBA Latin America Academy in December 2024



#13 SANANDA FRU

JUNIOR | FORWARD | 6-11 | 250 | HS
BERLIN, GERMANY

Opp.	GS	Min	FG	A	Pct	3FG	A	Pct	FT	A	Pct	O	D	T	PF	FO	A	TO	S	B	Pts
SC STATE	*	22	3	4	.750	1	1	1.000	2	3	.666	6	2	8	1	0	1	1	0	2	9
JACKSON STATE	*	19	6	8	.750	0	0	.000	0	2	.000	4	1	5	1	0	0	0	0	0	12
KENTUCKY	*	25	4	4	1.000	0	0	.000	2	2	1.000	3	4	7	3	0	3	1	0	2	10
OHIO	*	21	4	6	.666	0	1	.000	6	6	1.000	3	2	5	3	0	2	1	0	1	14
vs. Cincinnati	*	23	4	6	.666	0	0	.000	3	5	.600	2	2	4	3	0	0	3	2	2	11
EASTERN MICH.	*	15	1	2	.500	0	0	.000	3	4	.750	3	3	6	1	0	0	2	0	0	5
NJIT	*	18	4	5	.800	0	0	.000	0	0	.000	3	3	6	1	0	1	1	0	1	8
at Arkansas	*	29	7	9	.778	0	0	.000	0	0	.000	4	4	8	3	0	1	1	0	2	14
vs. Indiana	*	30	3	3	1.000	1	1	1.000	5	7	.714	2	5	7	3	0	1	5	3	1	12
MEMPHIS	*	21	5	5	1.000	0	0	.000	1	3	.333	4	2	6	0	0	1	2	0	1	11
at Tennessee	*	28	2	3	.666	0	0	.000	0	0	.000	2	3	5	3	0	3	4	0	1	4
MONTANA	*	23	9	11	.818	0	0	.000	0	1	.000	5	3	8	1	0	2	3	1	2	18
at California*	*	26	4	8	.5000	0	1	.000	5	7	.714	4	10	14	2	0	2	1	0	2	13
at Stanford*	*	27	6	6	1.000	0	0	.000	3	3	1.000	5	3	8	1	0	1	0	0	2	15
DUKE*	*	14	1	1	1.000	0	0	.000	0	2	.000	3	1	4	4	0	2	2	0	0	2
BOSTON COLLEGE*	*	28	8	9	.889	1	1	1.000	2	5	.400	2	11	13	3	0	1	3	1	2	19
VIRGINIA*	*	24	3	5	.600	0	0	.000	0	2	.000	4	1	5	5	1	0	2	0	0	6
at Pittsburgh*	*	23	6	7	.857	0	0	.000	0	0	.000	2	3	4	2	0	2	1	1	1	12
VIRGINIA TECH*	*	27	5	8	.625	1	2	.500	2	3	.666	6	4	10	2	0	2	2	1	1	13
at Duke*	*	24	1	3	.333	0	0	.000	2	2	1.000	2	2	4	3	0	2	0	1	2	4
SMU*	*	18	1	3	.333	0	0	.000	1	2	.500	0	3	3	1	0	2	1	1	2	3
NOTRE DAME*	*	17	4	7	.571	0	0	.000	4	4	1.000	3	2	5	0	0	1	2	0	3	12
at Wake Forest*	*	26	7	7	1.000	0	0	.000	3	4	.750	0	6	6	3	0	2	1	0	2	17
NC STATE*	*	18	3	3	1.000	0	0	.000	0	0	.000	1	3	4	4	0	1	1	0	1	6
vs. Baylor	*	27	4	4	1.000	0	0	.000	0	0	.000	3	4	7	1	0	1	0	0	2	8
at SMU*	*	20	2	4	.500	0	0	.000	3	4	.750	5	3	8	3	0	1	3	1	1	7
GEORGIA TECH																					
at North Carolina*																					
at Clemson*																					
SYRACUSE*																					
at Miami*																					

SEASON/CAREER HIGHS

POINTS

Season 19 vs. Boston College, 1/10/26
Career Same

REBOUNDS

Season 14 at California, 12/30/25
Career Same

FIELD GOALS

Season 9 vs. Montana, 12/20/25
Career Same

FIELD GOALS ATTEMPTED

Season 11 vs. Montana, 12/20/25
Career Same

THREE-POINT FIELD GOALS

Season 1, 4x, last vs. Virginia Tech, 1/24/26
Career Same

THREE-POINT FIELD GOALS ATTEMPTED

Season 2 vs. Virginia Tech, 1/24/26
Career Same

FREE THROWS

Season 6 vs. Ohio, 11/15/25
Career Same

FREE THROWS ATTEMPTED

Season 7, 2x, last at California, 12/30/25
Career Same

ASSISTS

Season 3, 2x, last at Tennessee, 12/16/25
Career Same

BLOCKED SHOTS

Season 3 vs. Notre Dame, 2/4/26
Career Same

STEALS

Season 3 vs. Indiana, 12/6/25
Career Same

MINUTES PLAYED

Season 30 vs. Indiana, 12/6/25
Career Same

SANANDA FRU FILE

- Scored a career-high 19 points on 8 of 9 shooting against Boston College on Jan. 10
- Logged his first collegiate double-double in the conference opener on Dec. 30 with 13 points and a career high 14 boards
- Played for Loewen Braunschweig in the German BBL for four seasons before coming to Louisville
- Started 35 of 39 games for Loewen Braunschweig in the 2024-25 season, including games in the FIBA Europe Cup
- Posted season averages of 12.6 ppg, 6.2 rpg and 1.4 bpg while shooting 64.5% from the floor
- Led Braunschweig to one of its best seasons in the last 15 years, winning multiple games in the German BBL playoffs
- Finished the 2024-25 season strong by averaging 10.2 points, 7.0 rebounds and 1.2 blocks per game in the five-game quarterfinal playoff

GETTING TO KNOW SANANDA FRU

- Born on August 28, 2003... Hometown of Berlin, Germany
- Majoring in Business Administration
- His personal goal at UofL is to get his degree
- He said the best thing about being a Cardinal is the community around him
- He chose to attend UofL because "of the positive environment and I think I can learn a lot here."
- Ranked as a four-star recruit according to 247 Sports and was in the Top 25 nationally for the 2025 signing class

FRU CAREER STATISTICS

SEASON	TEAM	GP-GS	MIN/AVG	FG-FGA	FG%	3FG-3FGA	3FG%	FT-FTA	FT%	OFF	DEF	TOT	AVG	PF-FO	A	TO	BLK	STL	PTS	AVG
2025-26	LOU	26-26	593/22.8	107-141	.759	4-7	.571	47-71	.662	81	90	171	6.6	57-1	35	43	36	12	265	10.2
TOTAL		26-26	593/22.8	107-141	.759	4-7	.571	47-71	.662	81	90	171	6.6	57-1	35	43	36	12	265	10.2



#14 ADRIAN WOOLEY

SOPHOMORE | GUARD | 6-4 | 200 | TR
TUSCALOOSA, ALA. (KENNESAW STATE)

Opp.	GS	Min	FG	A	Pct	3FG	A	Pct	FT	A	Pct	O	D	T	PF	FO	A	TO	S	B	Pts
SC STATE		16	1	3	.333	0	2	.000	3	3	1.000	1	1	2	3	0	2	1	1	0	5
JACKSON STATE		18	3	4	.750	0	1	.000	3	3	1.000	2	3	5	5	1	1	1	2	0	9
KENTUCKY		17	3	11	.273	2	7	.286	1	2	.500	1	4	5	1	0	0	2	0	0	9
OHIO		24	4	9	.444	2	4	.500	1	1	1.000	4	2	6	1	0	2	0	2	1	11
vs. Cincinnati		20	2	3	.666	0	1	.000	2	2	1.000	2	2	4	2	0	0	1	1	0	6
EASTERN MICH.		24	2	8	.250	1	5	.200	4	4	1.000	2	2	4	3	0	1	0	3	0	9
NJIT		22	5	6	.833	2	3	.666	3	4	.750	1	4	5	1	0	1	0	2	0	15
at Arkansas		13	2	3	.666	1	2	.500	0	0	.000	0	5	5	4	0	2	1	0	0	5
vs. Indiana		19	0	3	.000	0	0	.000	0	0	.000	3	3	6	2	0	2	0	0	0	0
MEMPHIS		25	5	8	.625	5	8	.625	0	0	.000	1	2	3	0	0	3	2	0	0	15
at Tennessee	*	34	6	13	.462	2	8	.250	5	6	.833	1	3	4	3	0	1	1	0	0	19
MONTANA	*	25	1	4	.250	1	3	.333	3	4	.750	2	4	6	3	0	4	2	2	0	6
at California*	*	27	9	14	.643	3	7	.429	0	0	.000	1	3	4	3	0	2	0	0	0	21
at Stanford*	*	16	1	5	.200	0	1	.000	1	2	.500	1	0	1	4	0	1	2	0	1	3
DUKE*	*	32	5	11	.455	1	3	.333	0	0	.000	1	4	5	1	0	0	1	0	0	11
BOSTON COLLEGE*	*	36	5	12	.417	0	4	.000	6	8	.750	1	5	6	1	0	4	1	1	0	16
VIRGINIA*	*	29	1	9	.111	0	4	.000	3	3	1.000	3	2	5	3	0	4	1	1	0	5
at Pittsburgh*	*	26	3	5	.600	2	4	.500	4	4	1.000	1	1	2	4	0	2	1	1	0	12
VIRGINIA TECH*		21	2	6	.333	1	2	.500	1	2	.500	1	2	3	1	0	2	1	3	0	6
at Duke*		23	1	5	.200	1	4	.250	0	0	.000	0	3	3	2	0	0	4	0	0	3
SMU*	*	11	1	2	.500	0	0	.000	0	0	.000	0	1	1	3	0	0	1	1	0	2
NOTRE DAME*		18	3	9	.333	0	4	.000	0	0	.000	4	2	6	0	0	2	0	0	0	6
at Wake Forest*		23	1	1	1.000	1	1	1.000	0	0	.000	1	4	5	2	0	2	2	0	0	3
NC STATE*		11	1	2	.500	0	0	.000	2	2	1.000	0	2	2	2	0	2	0	0	0	4
vs. Baylor		10	3	4	.750	1	2	.500	0	0	.000	0	0	0	1	0	0	1	0	0	7
at SMU*		15	3	5	.600	2	3	.666	0	0	.000	0	1	1	0	0	2	0	0	0	8
GEORGIA TECH																					
at North Carolina*																					
at Clemson*																					
SYRACUSE*																					
at Miami*																					

SEASON/CAREER HIGHS

POINTS

Season 21 at California, 12/30/25
Career 32 vs. Brewton-Parker, 12/29/24*

REBOUNDS

Season 6, 5x, last vs. Notre Dame, 2/4/26
Career 11 vs. WKU, 2/6/25*

FIELD GOALS

Season 9 at California, 12/30/25
Career 12 vs. Brewton-Parker, 12/29/24*

FIELD GOALS ATTEMPTED

Season 14 at California, 12/30/25
Career 18, 2x, last vs. Liberty, 3/14/25*

THREE-POINT FIELD GOALS

Season 5 vs. Memphis, 12/13/25
Career 6 vs. Brewton-Parker, 12/29/24*

THREE-POINT FIELD GOALS ATTEMPTED

Season 8, 2x, last at Tennessee, 12/16/25
Career 10 vs. Brewton-Parker, 12/29/24*

FREE THROWS

Season 6 vs. Boston College, 1/10/26
Career 9 at Middle Tennessee, 1/9/25*

FREE THROWS ATTEMPTED

Season 8 vs. Boston College, 1/10/26
Career 11 at Georgia State, 12/6/24*

ASSISTS

Season 4, 2x, last vs. Boston College, 1/10/26
Career 8 vs. Brewton-Parker, 12/29/24*

BLOCKED SHOTS

Season 1 vs. Ohio, 11/15/25
Career 1, 3x, last vs. Ohio, 11/15/25

STEALS

Season 3, 2x, last vs. Virginia Tech, 1/24/26
Career 4 vs. Sam Houston, 1/16/25*

MINUTES PLAYED

Season 36 vs. Boston College, 1/10/26
Career 40, 3x, last vs. Liberty, 3/14/25*

*denotes career high from a previous school

ADRIAN WOOLEY FILE


- Scored a season-high 21 points in his ACC debut on Dec. 30 at California, going 9 of 14 from the floor
- Earned his first start in a Louisville uniform at Tennessee on Dec. 16, scoring a then season-high 19 points in a season-high 34 minutes
- Scored 15 points when he went 5 of 8 from the arc against Memphis on Dec. 13
- Played at Kennesaw State for his freshman season (2024-25)
- 2025 Conference USA Freshman of the Year First Team All-CUSA
- Started in 32 of Kennesaw's 33 games, averaging 18.8 points, 5.2 rebounds, 3.6 assists and 1.4

GETTING TO KNOW ADRIAN WOOLEY

- Born on November 1, 2005... Son of Latonya and Kenneth Wooley... Has one sibling, Kenneth.... Majoring in business
- His personal goals at UofL are build relationships, improve his game and win a national championship
- He wears No. 14 because it is the last number his dad saw him play in
- He says the best thing about being a Cardinal is all the love they receive
- The people with the greatest influence on his athletic career are his parents
- The basketball player he admires the most is James Harden
- The best moment of his athletic career was playing in front of thousands of fans
- The best basketball advice anyone ever gave him is: "Stack days"
- The best athlete he ever faced is Caleb White
- He's most like to meet LeBron James
- He's most proud of the accomplishments he's earned through his college experience

WOOLEY CAREER STATISTICS

				Field Goals		3-Point		F-Throws		Rebounds								Scoring		
SEASON	TEAM	GP-GS	MIN/AVG	FG-FGA	FG%	3FG-3FGA	3FG%	FT-FTA	FT%	OFF	DEF	TOT	AVG	PF-FO	A	TO	BLK	STL	PTS	AVG
2024-25	KennSt	33-32	1107/33.5	208-406	.512	73-173	.422	130-169	.769	43	130	173	5.2	90-3	118	109	3	47	619	18.8
2025-26	LOU	26-9	555/21.4	73-165	.442	28-83	.337	42-50	.840	34	65	99	3.8	55-1	42	26	2	20	216	8.3
TOTAL FOR LOU		26-9	555/21.4	73-165	.442	28-83	.337	42-50	.840	34	65	99	3.8	55-1	42	26	2	20	216	8.3



#15 ALY KHALIFA

REDSHIRT SENIOR | CENTER | 7-0 | 250 | RS
ALEXANDRIA, EGYPT (BYU)

Opp.	GS	Min	FG	A	Pct	3FG	A	Pct	FT	A	Pct	O	D	T	PF	FO	A	TO	S	B	Pts
SC STATE		10	0	1	.000	0	0	.000	0	0	.000	0	2	2	1	0	1	1	0	0	0
JACKSON STATE		12	2	2	1.000	0	0	.000	1	2	.5000	1	3	4	0	0	4	1	0	1	5
KENTUCKY		15	2	4	.500	0	2	.000	0	0	.000	2	2	4	2	0	4	0	3	0	4
OHIO		11	0	2	.000	0	0	.000	0	0	.000	0	1	1	1	0	2	0	0	0	0
vs. Cincinnati		15	0	4	.000	0	2	.000	0	0	.000	0	2	2	4	0	2	1	0	1	0
EASTERN MICH.		19	4	6	.666	3	4	.750	0	0	.000	2	4	6	2	0	5	1	0	3	11
NJIT		12	0	2	.000	0	2	.000	0	0	.000	1	0	1	2	0	6	2	0	0	0
at Arkansas		8	0	2	.000	0	1	.000	0	0	.000	0	0	0	2	0	2	0	0	1	0
vs. Indiana		6	1	2	.500	1	2	.500	0	0	.000	0	0	0	0	0	3	0	0	0	3
MEMPHIS		8	1	2	.500	0	1	.000	0	0	.000	0	2	2	1	0	1	1	0	0	2
at Tennessee		4	0	0	.000	0	0	.000	0	0	.000	0	0	0	1	0	0	1	0	0	0
MONTANA		16	1	2	.500	1	2	.500	2	2	1.000	0	1	1	3	0	6	4	3	0	5
at California*		13	0	4	.000	0	2	.000	0	0	.000	1	3	4	3	0	4	1	0	0	0
at Stanford*		13	0	0	.000	0	0	.000	0	0	.000	0	4	4	3	0	3	3	0	1	0
DUKE*		20	6	6	1.000	5	5	1.000	0	0	.000	0	2	2	3	0	1	0	2	0	17
BOSTON COLLEGE*		10	1	4	.250	1	3	.333	0	0	.000	1	0	1	1	0	1	0	0	0	3
VIRGINIA*		18	3	7	.429	2	6	.333	1	2	.500	1	1	2	3	0	3	1	0	1	9
at Pittsburgh*		16	3	4	.750	3	4	.750	0	0	.000	0	2	2	2	0	4	0	0	0	9
VIRGINIA TECH*		14	1	3	.333	1	3	.333	0	0	.000	1	4	5	1	0	3	4	0	0	3
at Duke*		11	1	3	.333	1	3	.333	0	0	.000	1	0	1	4	0	1	1	0	0	3
SMU*		14	3	4	.750	2	3	.666	0	0	.000	0	0	0	4	0	2	1	1	1	8
NOTRE DAME*		10	1	2	.500	0	1	.000	0	0	.000	0	1	1	0	0	1	0	0	0	2
at Wake Forest*		9	0	1	.000	0	0	.000	0	0	.000	0	1	1	0	0	2	1	0	0	0
NC STATE*		12	1	3	.333	0	1	.000	0	0	.000	1	2	3	2	0	4	0	0	0	2
vs. Baylor		13	0	1	.000	0	1	.000	0	0	.000	0	2	2	4	0	3	2	0	0	0
at SMU*		15	0	2	.000	0	2	.000	0	0	.000	0	2	2	1	0	5	1	0	0	0
GEORGIA TECH																					
at North Carolina*																					
at Clemson*																					
SYRACUSE*																					
at Miami*																					

GETTING TO KNOW ALY KHALIFA

- Full name is Aly Abdelrahman Aly Mohamed Khalifa... Son of Samia Mohamed and Abdelrahman Khalifa... Born November 22, 2001... Has one sibling: Nesma who played basketball at Cincinnati
- Graduated from the NBA Global Academy in 2020
- Graduated from BYU with a bachelor's degree in history
- Working to attain his master's of sport administration from UofL
- Outside of basketball, he enjoys playing PlayStation

- with his friends and hanging out with them and his girlfriend
- His personal goal at UofL is to win a national championship
- He chose the number 15 because his sister wore it all her life
- Says the best thing about being a Cardinal is interacting with the fanbase, his coaches and his teammates every day

SEASON/CAREER HIGHS

POINTS

Season 17 vs. Duke, 1/6/26
Career 27 at UTSA, 3/2/23*

REBOUNDS

Season 6 vs. Eastern Michigan, 11/24/25
Career 16 at Davidson, 11/29/22*

FIELD GOALS

Season 6 vs. Duke, 1/6/26
Career 10 at Western Kentucky, 1/21/23*

FIELD GOALS ATTEMPTED

Season 7 vs. Virginia, 1/13/26
Career 21 vs. Western Kentucky, 2/16/23*

THREE-POINT FIELD GOALS

Season 5 vs. Duke, 1/6/26
Career 6 vs. Western Kentucky, 2/16/23*

THREE-POINT FIELD GOALS ATTEMPTED

Season 6 vs. Virginia, 1/13/26
Career 14 vs. Western Kentucky, 02/16/23*

FREE THROWS

Season 2 vs. Montana, 12/20/25
Career 7 vs. Monmouth, 11/9/21*

FREE THROWS ATTEMPTED

Season 2, 3x, last vs. Virginia, 1/13/26
Career 8 vs. Monmouth, 11/9/21*

ASSISTS

Season 6, 2x, last vs. Montana, 12/20/25
Career 10 vs. Marshall, 2/5/22*

BLOCKED SHOTS

Season 3 vs. Eastern Michigan, 11/24/25
Career 4 vs. Drexel, 11/23/21*

STEALS

Season 3, 2x, last vs. Montana, 12/20/25
Career Same

MINUTES PLAYED

Season 20 vs. Duke, 1/6/26
Career 37, vs. UAB, 3/4/23*


*denotes career high from a previous school

ALY KHALIFA FILE

- Netted a perfect 5 for 5 shots beyond the arc against Duke on Jan. 6, scoring a season-high 17 points
- Scored 11 points, adding six boards, five assists and three blocks against EMU on Nov. 24
- Redshirted the 2024-25 season to rehabilitate a knee injury
- Played one season at BYU (2023-24) and two at Charlotte (2021-22, 2022-23)
- Started in 26 of 29 games for the Cougars in his junior season, averaging 5.7 points, 4.0 assists and 3.7 rebounds
- Shot 31.5% from downtown with 29 makes in 2023-24
- Logged 115 assists against just 32 turnovers, ranking first in the Big 12 and sixth in the nation (top amongst centers) in assist-to-turnover ratio

KHALIFA CAREER STATISTICS

SEASON	TEAM	GP-GS	MIN/AVG	FG-FGA	FG%	3FG-3FGA	3FG%	FT-FTA	FT%	OFF	DEF	TOT	AVG	PF-FO	A	TO	BLK	STL	PTS	AVG
2021-22	CLT	31-30	750/24.2	90-191	.471	20-57	.351	37-51	.725	45	84	129	4.2	92-4	107	55	24	17	237	7.6
2022-23	CLT	34-34	972/28.6	159-311	.511	48-126	.381	32-43	.744	58	156	214	6.3	69-0	93	55	22	22	398	11.7
2023-24	BYU	29-26	564/19.5	59-153	.386	29-92	.315	18-29	.621	32	75	107	3.7	46-0	115	32	18	8	165	5.7
2025-26	LOU	26-0	324/12.5	31-73	.425	20-50	.400	4-6	.667	12	41	53	2.0	50-0	73	24	9	9	86	3.3
TOTAL FOR LOU		26-0	324/12.5	31-73	.425	20-50	.400	4-6	.667	12	41	53	2.0	50-0	73	24	9	9	86	3.3
TOTAL		120-90	2610/21.8	339-728	.466	117-325	.360	91-129	.705	147	356	503	4.2	257-4	388	166	73	56	886	7.4



#33 WILL HANKE

FRESHMAN | GUARD | 6-4 | 200 | HS
LOUISVILLE, KY. (SAINT XAVIER HS)

Opp.	GS	Min	FG	A	Pct	3FG	A	Pct	FT	A	Pct	O	D	T	PF	FO	A	TO	S	B	Pts
SC STATE		2	0	0	.000	0	0	.000	0	0	.000	0	0	0	1	0	0	0	0	0	0
JACKSON STATE		1	0	0	.000	0	0	.000	0	0	.000	0	0	0	0	0	0	0	0	0	0
KENTUCKY		DNP																			
OHIO		0+	0	0	.000	0	0	.000	0	0	.000	0	0	0	0	0	0	0	0	0	0
vs. Cincinnati		DNP																			
EASTERN MICH.		1	0	0	.000	0	0	.000	0	0	.000	0	0	0	0	0	0	0	0	1	0
NJIT		1	0	2	.000	0	0	.000	0	0	.000	2	0	2	0	0	0	0	0	0	0
at Arkansas		DNP																			
vs. Indiana		DNP																			
MEMPHIS		1	0	0	.000	0	0	.000	0	0	.000	0	0	0	0	0	0	0	0	0	0
at Tennessee		DNP																			
MONTANA		1	1	1	1.000	0	0	.000	0	0	.000	0	2	2	0	0	0	0	0	0	2
at California*		DNP																			
at Stanford*		DNP																			
DUKE*		DNP																			
BOSTON COLLEGE*		DNP																			
VIRGINIA*		DNP																			
at Pittsburgh*		1	0	0	.000	0	0	.000	0	0	.000	0	0	0	0	0	0	0	0	0	0
VIRGINIA TECH*		DNP																			
at Duke*		DNP																			
SMU*		DNP																			
NOTRE DAME*		DNP																			
at Wake Forest*		DNP																			
NC STATE*		1	0	0	.000	0	0	.000	0	0	.000	0	0	0	0	0	0	0	0	0	0
vs. Baylor		DNP																			
at SMU*		DNP																			
GEORGIA TECH																					
at North Carolina*																					
at Clemson*																					
SYRACUSE*																					
at Miami*																					

SEASON/CAREER HIGHS

POINTS

Season 2 vs. Montana, 12/20/25
Career Same

REBOUNDS

Season 2, 2x, last vs. Montana, 12/20/25
Career Same

FIELD GOALS

Season 1 vs. Montana, 12/20/25
Career Same

FIELD GOALS ATTEMPTED

Season 2 vs. NJIT, 11/26/25
Career Same

THREE-POINT FIELD GOALS

Season
Career Same

THREE-POINT FIELD GOALS ATTEMPTED

Season
Career Same

FREE THROWS

Season
Career Same

FREE THROWS ATTEMPTED

Season
Career Same

ASSISTS

Season
Career Same

BLOCKED SHOTS

Season 1 vs. Eastern Michigan, 11/24/25
Career Same

STEALS

Season
Career Same

MINUTES PLAYED

Season 2 vs. South Carolina State, 11/3/25
Career Same

WILL HANKE FILE


- Scored his first collegiate points on Dec. 20 against Montana when he laid in a bucket in the waning seconds of the game
- Entered his first game as a Louisville Cardinal on Nov. 3 in the season opener against South Carolina State
- Graduated from St. Xavier High School in Louisville in 2025

GETTING TO KNOW WILL HANKE

- Born on Sept. 1, 2006... Parents are Allison and Troy... Has two siblings Emily and Caroline
- Major at UofL is accounting
- The greatest influence on his athletic career was his AAU coach Kenny Hodge
- The basketball player he admires the most is Draymond Green
- His hobbies outside of basketball are playing video games and walking his dog Lucy
- The athlete he most admires other than a basketball player is Chris Bumstead
- His personal goal at UofL is to win a national championship
- Best thing about being a Cardinal is the passion of Card Nation he said
- The best basketball advice he said he was ever given was "play off two feet"
- Chose to attend UofL because he grew up a fan and wanted to be a part of the ReviVILLE
- He wears his jersey number because he loved watching Jordan Nwora growing up
- His favorite moment in his athletic career is winning The King of the Bluegrass Tournament

HANKE CAREER STATISTICS

SEASON	TEAM	GP-GS	MIN/AVG	FG-FGA	FG%	3FG-3FGA	3FG%	FT-FTA	FT%	OFF	DEF	TOT	AVG	PF-FO	A	TO	BLK	STL	PTS	AVG
2025-26	LOU	9-0	10/1.1	1-3	.333	0-0	.000	0-0	.000	2	2	4	0.4	1-0	0	0	1	0	2	0.2
TOTAL		9-0	10/1.1	1-3	.333	0-0	.000	0-0	.000	2	2	4	0.4	1-0	0	0	1	0	2	0.2



#53 VANGELIS ZOUGRIS

JUNIOR | FORWARD/CENTER | 6-8 | 240 | HS
PERISTERI, GREECE

Opp.	GS	Min	FG	A	Pct	3FG	A	Pct	FT	A	Pct	O	D	T	PF	FO	A	TO	S	B	Pts
SC STATE		16	2	5	.400	0	0	.000	1	2	.500	1	1	2	2	0	2	3	3	0	5
JACKSON STATE		11	1	1	1.000	0	0	.000	2	2	1.000	3	1	4	2	0	1	0	1	0	4
KENTUCKY		DNP																			
OHIO		5	0	3	.000	0	0	.000	0	0	.000	2	0	2	3	0	1	0	0	0	0
vs. Cincinnati		DNP																			
EASTERN MICH.		7	0	0	.000	0	0	.000	0	0	.000	1	1	2	3	0	0	1	0	1	0
NJIT		10	1	1	1.000	0	0	.000	0	0	.000	5	1	6	1	0	1	0	0	0	2
at Arkansas		DNP																			
vs. Indiana		DNP																			
MEMPHIS		8	1	1	1.000	0	0	.000	0	0	.000	1	2	3	2	0	0	0	0	0	2
at Tennessee		8	1	1	1.000	0	0	.000	0	1	.000	0	0	0	1	0	1	0	0	0	2
MONTANA		8	1	2	.500	0	0	.000	1	2	.500	3	2	5	3	0	1	2	0	0	3
at California*		3	0	1	.000	0	0	.000	0	0	.000	0	0	0	3	0	0	1	0	0	0
at Stanford*		DNP																			
DUKE*		DNP																			
BOSTON COLLEGE*		3	1	1	1.000	0	0	.000	1	1	1.000	0	1	1	0	0	0	0	0	0	3
VIRGINIA*		DNP																			
at Pittsburgh*		15	2	2	1.000	0	0	.000	4	5	.800	1	4	5	1	0	2	1	0	0	8
VIRGINIA TECH*		7	0	3	.000	0	0	.000	0	0	.000	3	1	4	1	0	0	2	0	1	0
at Duke*		10	0	0	.000	0	0	.000	0	0	.000	0	1	1	3	0	0	2	1	1	0
SMU*		8	0	0	.000	0	0	.000	0	0	.000	2	1	3	2	0	1	1	0	0	0
NOTRE DAME*		10	0	1	.000	0	0	.000	1	2	.500	1	1	2	3	0	2	1	1	0	1
at Wake Forest*		2	0	0	.000	0	0	.000	0	0	.000	0	0	0	0	0	0	0	0	0	0
NC STATE*		10	0	0	.000	0	0	.000	0	0	.000	1	0	1	1	0	0	0	0	0	0
vs. Baylor		DNP																			
at SMU*		5	1	1	1.000	0	0	.000	4	4	1.000	1	0	1	0	0	0	1	0	0	6
GEORGIA TECH																					
at North Carolina*																					
at Clemson*																					
SYRACUSE*																					
at Miami*																					

GETTING TO KNOW VANGELIS ZOUGRIS

- Born on Oct. 14, 2004... To parents Panagiotis & Vasiliki... Brother to Anastasia, Dionisios, Dimitrios and Myrsini
- Major at UoFl is Finance and Accounting
- Graduated from 13o Gymnasio Peristeriou high school in 2022
- He played soccer up until he was 15 years old
- Will face former teammate Neoklis Avdalas who plays for Virginia
- Personal goal at UoFl is to win a National Championship
- The best thing about being a Cardinal is the winning culture

- He chose to attend Louisville because "Basketball here is more than a game! I love the culture and that everybody's goal is to win."
- He wears No. 53 for his grandfather that passed away
- The best athlete he's ever faced is Giannis Antetokounmpo
- Says if a movie was made about his life, Cillian Murphy would play him
- The athlete he most admires outside of basketball is Lionel Messi
- Outside of basketball, he reads books in his spare time

SEASON/CAREER HIGHS

POINTS

Season 8 at Pitt, 1/17/26
Career Same

REBOUNDS

Season 6 vs. NJIT, 11/26/25
Career Same

FIELD GOALS

Season 2, 2x, last at Pitt, 1/17/26
Career Same

FIELD GOALS ATTEMPTED

Season 5 vs. South Carolina State, 11/3/25
Career Same

THREE-POINT FIELD GOALS

Season
Career Same

THREE-POINT FIELD GOALS ATTEMPTED

Season
Career Same

FREE THROWS

Season 4, 2x, last at SMU, 2/17/26
Career Same

FREE THROWS ATTEMPTED

Season 5 at Pitt, 1/17/26
Career Same

ASSISTS

Season 2, 3x, last vs. Notre Dame, 2/4/26
Career Same

BLOCKED SHOTS

Season 1, 3x, last at Duke, 1/26/26
Career Same

STEALS

Season 3 vs. South Carolina State, 11/3/25
Career Same

MINUTES PLAYED

Season 16 vs. South Carolina State, 11/3/25
Career Same

**denotes career high from previous school*

VANGELIS ZOUGRIS FILE

- Played for 15 minutes at Pitt, scoring a career-high eight points to go along with five boards and two assists
- Scored five points and grabbed three steals in his Louisville debut on Nov. 3 against SC State
- Joined Louisville after spending four seasons with Peristeri Athens in the Greek Basketball League
- Competed with the Greek national team on numerous occasions
- Competed with the junior national team for many years before moving to the senior national team in 2023
- Earned All-Tournament team honors in 2023 and 2024 while competing in European FIBA events
- Averaged 6.6 points and 4.4 rebounds across 27 contests in 2024-25 with Peristeri

ZOUGRIS CAREER STATISTICS

SEASON	TEAM	GP-GS	MIN/AVG	FG-FGA	FG%	3FG-3FGA	3FG%	FT-FTA	FT%	OFF	DEF	TOT	AVG	PF-FO	A	TO	BLK	STL	PTS	AVG
2025-26	LOU	18-0	147/8.2	11-23	.478	0-0	.000	14-19	.737	25	17	42	2.3	31-0	12	15	3	6	36	2.0
TOTAL		18-0	147/8.2	11-23	.478	0-0	.000	14-19	.737	25	17	42	2.3	31-0	12	15	3	6	36	2.0



#55 SPENCER LEGG

SENIOR | GUARD | 6-7 | 200 | 1L
WASHINGTON, D.C. (CHARLESTON)

Opp.	GS	Min	FG	A	Pct	3FG	A	Pct	FT	A	Pct	O	D	T	PF	FO	A	TO	S	B	Pts
SC STATE		2	0	1	.000	0	1	.000	0	0	.000	0	1	1	0	0	0	1	0	0	0
JACKSON STATE		1	0	0	.000	0	0	.000	2	2	1.000	0	0	0	0	0	0	0	0	0	2
KENTUCKY		DNP																			
OHIO		0+	0	0	.000	0	0	.000	0	0	.000	0	0	0	0	0	0	0	0	0	0
vs. Cincinnati		DNP																			
EASTERN MICH.		1	0	0	.000	0	0	.000	0	0	.000	0	0	0	0	0	0	0	0	0	0
NJIT		1	1	1	1.000	0	0	.000	0	0	.000	1	0	1	0	0	0	1	0	0	2
at Arkansas		DNP																			
vs. Indiana		DNP																			
MEMPHIS		1	0	1	.000	0	1	.000	0	0	.000	0	0	0	0	0	0	1	0	0	0
at Tennessee		DNP																			
MONTANA		1	0	0	.000	0	0	.000	0	0	.000	1	0	1	0	0	2	0	0	0	0
at California*		DNP																			
at Stanford*		DNP																			
DUKE*		DNP																			
BOSTON COLLEGE*		DNP																			
VIRGINIA*		DNP																			
at Pittsburgh*		DNP																			
VIRGINIA TECH*		DNP																			
at Duke*		DNP																			
SMU*		DNP																			
NOTRE DAME*		DNP																			
at Wake Forest*		DNP																			
NC STATE*		1	0	0	.000	0	0	.000	0	0	.000	0	0	0	0	0	0	0	0	0	0
vs. Baylor		DNP																			
at SMU*		DNP																			
GEORGIA TECH																					
at North Carolina*																					
at Clemson*																					

GETTING TO KNOW SPENCER LEGG

- Born October 25, 2001... Son of Elizabeth and Jonathan Legg... Has two sisters, Bramley and Avery... Graduated from Woodberry Forest in 2021
- Majoring in Sociology
- His father Jonathan played right guard at William and Mary from 1985-1988
- His personal goal at UoFL is: "To excel on the basketball court while making a meaningful impact off the court through my foundation, Collegiate Champion

Diabetes Educators (CCDE). I'm committed to inspiring and supporting type one diabetic athletes and children, showing them that they can achieve their dreams while managing their condition. Balancing my passion for basketball with my mission to give back is at the heart of my journey at UoFL."

- Says the best thing about being a Cardinal is the fanbase

SEASON/CAREER HIGHS

POINTS

Season 2, 2x, last vs. NJIT, 11/26/23
Career 3, 3x, last at Hampton, 1/25/24*

REBOUNDS

Season 1, 3x, last vs. Montana, 12/20/23
Career 2 vs. Monmouth, 3/10/24*

FIELD GOALS

Season 1 vs. NJIT, 11/26/23
Career 1, 4x, last vs. NJIT, 11/26/23

FIELD GOALS ATTEMPTED

Season 1, 3x, last vs. Memphis, 12/13/23
Career 2 vs. Montreat, 12/29/23*

THREE-POINT FIELD GOALS

Season
Career 1, 3x, last vs. #14/15 Indiana, 11/27/24

THREE-POINT FIELD GOALS ATTEMPTED

Season 1, 2x, last vs. Memphis, 12/13/23
Career 1, 6x, last vs. Memphis, 12/13/23

FREE THROWS

Season 2 vs. Jackson State, 11/6/23
Career 3 vs. Montreat, 12/29/23*

FREE THROWS ATTEMPTED

Season 2 vs. Jackson State, 11/6/23
Career 4 vs. Montreat, 12/29/23*

ASSISTS

Season 2 vs. Montana, 12/20/23
Career Same

BLOCKED SHOTS

Season
Career Same

STEALS

Season
Career 1 vs. Stony Brook, 3/5/23*

MINUTES PLAYED

Season 2 vs. South Carolina State, 11/3/23
Career 4 vs. Stony Brook, 2/25/23*

*denotes career high from previous school

SPENCER LEGG FILE

- Notched his first two collegiate assists on Dec. 20 against Montana, assisting on buckets for teammates Cole Sherman and Will Hanke
- Played for two seasons for Coach Kelsey at the College of Charleston
- Appeared in 17 games for the Cougars
- Scored his first collegiate career points at Northeastern on February 13, 2023
- Played at St. Stephen's and St. Agne's school under Coach Mike Jones where they won the conference championship in his sophomore season
- Played at Woodberry Forest under Craig Dawson, leading the Tigers in rebounds and assists that season before transferring to IMG Academy under Coach Chad Meyers

LEGG CAREER STATISTICS

SEASON	TEAM	GP-GS	MIN/AVG	FG-FGA	FG%	3FG-3FGA	3FG%	FT-FTA	FT%	OFF	DEF	TOT	AVG	PF-FO	A	TO	BLK	STL	PTS	AVG
2022-23	CC	10-0	16/1.6	2-6	.333	1-2	.500	0-0	.000	0	1	1	0.1	1-0	0	1	0	1	5	0.5
2023-24	CC	7-0	10/1.4	1-5	.200	1-2	.500	3-4	.750	2	0	2	0.3	3-0	0	0	0	0	6	0.9
2024-25	LOU	9-0	8/0.8	0-1	.000	0-0	.000	0-0	.000	0	1	1	0.1	0-0	0	0	0	0	0	0.0
2025-26	LOU	8-0	8/1.0	1-3	.333	0-2	.000	2-2	1.000	2	1	3	0.4	0-0	2	3	0	0	4	0.5
TOTAL FOR LOU		17-0	16/0.9	1-4	.250	0-2	.000	2-2	1.000	2	2	4	0.2	0-0	2	3	0	0	4	0.2
TOTAL		34-0	41/1.2	4-15	.267	2-6	.333	5-6	.833	4	3	7	0.2	4-0	2	4	0	1	15	0.4

GAME-BY-GAME STORYLINES

OCTOBER 24, 2025 | KANSAS 90, LOUISVILLE 82 (EXHIBITION) | LOUISVILLE, KY.

- UofL played 10 players in the first team outing in the exhibition contest against Kansas; the Cardinals outrebounded the Jayhawks 47-34
- Kansas shot 50.0% from the floor, netting 28 of 56 attempts
- Ryan Conwell led the Cardinals in scoring with 26 points, going 9 of 12 from the charity stripe
- Kansas' Darryn Peterson scored 26 points on the night, with 24 of those coming in the first half

OCTOBER 28, 2025 | LOUISVILLE 99, BUCKNELL 76 (EXHIBITION) | LOUISVILLE, KY.

- Louisville shot 50% from the 3-point line, netting 23 of 46 attempts, which would've been a new program record
- The Cardinals logged 26 assists on 31 field goals in total
- Mikel Brown Jr. paced the Cardinals with 28 points, going 8 of 11 from long range; he added on six assists and four boards
- Ruot Bijiek of Bucknell had 15 points, three rebounds and three steals

NOVEMBER 3, 2025 | NO. 11/11 LOUISVILLE 104, SOUTH CAROLINA STATE 45 | LOUISVILLE, KY

- The Cardinals led by 44 points at halftime (59-15), the largest halftime lead in program history
- Louisville's 59-point victory was the sixth-largest margin of victory in program history - and the largest since Nov. 24, 2014 against Savannah State
- Louisville held South Carolina State to just 22.8% from the field, the lowest opponent field goal percentage against the Cardinals since Nov. 13, 2015 when Samford shot 21.0%
- Khani Rooths led the Cards in scoring for the first time in his career with a career-high 20 points

NOVEMBER 6, 2025 | NO. 11/11 LOUISVILLE 106, JACKSON STATE 70 | LOUISVILLE, KY

- Louisville outscored the Tigers in the paint 50-26 and outrebounded them 49-29
- There were four Cardinals in double-figure scoring: Khani Rooths (16), Sananda Fru (12), Mikel Brown Jr. (18) and Ryan Conwell (19)
- Khani Rooths notched a double-double with 16 points and 10 boards
- Jackson State had two double-figure scorers: Jayme Mitchell Jr. (20) and Daeshun Ruffin (22)

NOVEMBER 11, 2025 | NO. 12/12 LOUISVILLE 96, NO. 9/8 KENTUCKY 88 | LOUISVILLE, KY

- Louisville led for 37:51 of the game, pushing its advantage to as high as 20 points at one time in the second half
- The Cardinals forced 14 Wildcat turnovers and scored 19 points off of those miscues
- Louisville logged 20 assists on 31 buckets against just six turnovers
- Attendance for the evening was 22,856, Louisville's largest crowd since March 4, 2017
- Mikel Brown Jr. led the Cards in scoring with 29 points; Ryan Conwell added a second 20-point scorer on the roster with 24 points of his own
- Kentucky's Denzel Aberdeen scored 26 points, going 10 of 20 from the floor

NOVEMBER 15, 2025 | NO. 12/12 LOUISVILLE 106, OHIO 81 | LOUISVILLE, KY

- Louisville scored 59 points in the first half for the second time this season
- The Cards had six players in double figures for the first time since February 2024
- This was the third game this season Louisville has scored 100+ points, the first time since the 2010-11 season that Louisville has had three or more games past the century mark
- Ryan Conwell led Louisville in scoring with 22 points on 7 of 14 shooting, including a 5 of 10 mark beyond the arc

NOVEMBER 21, 2025 | NO. 6 LOUISVILLE 74, CINCINNATI 64 | CINCINNATI, OHIO

- Louisville moved to 5-0 on the year, the program's best start since the 2019-20 season
- There were four lead changes and four ties throughout the game - Louisville overcame its largest deficit up to this point in the year of 11 points
- The Cardinals had two 20-plus point scorers: Ryan Conwell scored 25 while Mikel Brown Jr. scored 22
- Cincinnati was paced by Day Day Thomas and Shon Abaev who both had 12 points apiece

NOVEMBER 24, 2025 | NO. 6/5 LOUISVILLE 87, EASTERN MICHIGAN 46 | LOUISVILLE, KY.

- Louisville's bench outscored the Eagles' starters - the Cardinals' reserves scored 38 points while Eastern Michigan's starters combined for 35
- Aly Khalifa filled his stat line with 11 points, six rebounds, five assists and three blocks in 19 minutes on the floor
- Isaac McKneely led Louisville scorers for the first time in his career with 17 points on 6 of 10 from the floor; he was 5 of 9 beyond the arc
- EMU's Mohammad Habbab notched a double-double with 12 points and 11 boards; the first double-double UofL has allowed all season

NOVEMBER 26, 2025 | NO. 6/5 LOUISVILLE 104, NJIT 47 | LOUISVILLE, KY.

- Louisville netted 20 3-pointers, the second-most in a single game in program history
- The 47-point victory led to the first time Louisville has logged back-to-back 40-point wins since 2012-13
- Ryan Conwell recorded 32 points, nine rebounds and six assists; he is the only DI player since at least 2010-11 to have those marks or better in 24 minutes or less
- Conwell outscored the Highlanders starters all by himself; he scored 32 while the NJIT starters had 28 points
- The rebounding margin of 38 (59-21) was the largest in program history
- NJIT didn't have a single double-digit scorer or rebounder on their team

DECEMBER 3, 2025 | NO. 25/23 ARKANSAS 89, NO. 6/6 LOUISVILLE 80 | FAYETTEVILLE, ARK.

- Louisville never led in the game, trailing by as many as 20 early in the second half, eventually cutting it to five but never closer
- Arkansas scored 27 second chance points on 18 offensive boards
- Mikel Brown Jr. scored 22 points while Sananda Fru was efficient with 14 on 7 of 9 shooting, tagging it with eight rebounds
- The Razorbacks had three scorers with 17 or more: Trevon Brazile (21), Darius Acuff (17) and Meleek Thomas (17); Acuff had a double-double with 10 assists

DECEMBER 6, 2025 | NO. 6/6 LOUISVILLE 87, NO. 22/19 INDIANA 78 | INDIANAPOLIS, IND.

- Ryan Conwell led Louisville in scoring in his homecoming game, scoring 21 points; he added in four boards, two assists, a steal and a block
- Louisville had five double-figure scorers: Conwell (21), Hadley (15), McKneely (15), Fru (12) and Rodgers (12)
- The Cardinals made more free throws (24) than the Hoosiers attempted (19), despite only a two-foul differential
- Indiana's Tucker DeVries stuffed the stat sheet with 26 points, five boards and an assist

DECEMBER 13, 2025 | NO. 11/11 LOUISVILLE 99, MEMPHIS 73 | LOUISVILLE, KY.

- Louisville had six players in double figures for the second time this season
- The Cardinals went 18 of 35 from the arc, with 18 of their 30 total makes coming from long range; Louisville assisted on 24 of those 30 makes
- Louisville's bench outscored Memphis' 44-24; the bench points came at the hands of Adrian Wooley (15), Khani Rooths (10), Kasean Pryor (11), Vangelis Zougris (2), Kobe Rodgers (4) and Aly Khalifa (2)
- Memphis had three players in double figures: Hasan Abdul Hakim (18), Dug McDaniel (16), Sincere Parker (12)

GAME-BY-GAME STORYLINES (continued)

DECEMBER 16, 2025 | NO. 20/23 TENNESSEE 83, NO. 11/11 LOUISVILLE 62 | KNOXVILLE, TENN.

- Tennessee's bench outscored Louisville's 34-3
- UofL freshman guard Mikel Brown Jr. was a gametime decision and was out due to a lower back injury
- Louisville's Adrian Wooley earned the start and scored 19 points on 6 of 13 shooting; Ryan Conwell led the team in scoring for the seventh time this season with 22 points
- Ja'Kobi Gillespie of Tennessee was the high scorer of the game with 23 points

DECEMBER 20, 2025 | NO. 11/11 LOUISVILLE 94, MONTANA 54 | LOUISVILLE, KY.

- The Cardinals dominated the glass, outrebounding the Grizzlies 48-25
- Louisville was missing both its starting point guard, Mikel Brown Jr. (back) and back up point guard, Kobe Rodgers (concussion protocol)
- Sananda Fru led the Cards in scoring for the first time in his collegiate career with 18 points; he also had the most boards on the floor with eight
- Montana's Grant Kempley was the top scorer for the Grizzlies with 15 points

DECEMBER 30, 2025 | NO. 16/13 LOUISVILLE 90, CALIFORNIA 70 | BERKELEY, CALIF.

- Sananda Fru logged the Cardinals' first double-double since the first week of the season, scoring 13 points and pulling down 14 boards
- Louisville dominated on the glass, outrebounding the Golden Bears 50-31 with a 15-8 mark on the offensive glass
- UofL's starting five contributed 82 of its 90 points in all, with two 20-point scorers in Ryan Conwell (26) and Adrian Wooley (21)
- California was led in scoring by Chris Bell (20 points) and in rebounding by Lee Dort (9 boards)

JANUARY 2, 2026 | STANFORD 80, NO. 16/13 LOUISVILLE 76 | STANFORD, CALIF.

- Louisville suffered its first loss to an unranked team this season
- The Cardinals shot just 22.2% from the 3-point line, netting six triples
- There were four Cardinals in double figure scoring: Ryan Conwell (18), Isaac McKneely (17), Sananda Fru (15), J'Vonne Hadley (14)
- Ebuka Okorie of Stanford went 9 of 18 from the floor, scoring 28 points on Louisville

JANUARY 6, 2026 | NO. 6/6 DUKE 84, NO. 20/18 LOUISVILLE 73 | LOUISVILLE, KY.

- Despite Louisville holding a nine-point lead at halftime, the Blue Devils outscored the Cards 46-26 in the second half on their way to victory
- Duke outscored Louisville in the paint 40-26, scoring 16 total points off 14 UofL miscues
- UofL's Aly Khalifa went a perfect 5 for 5 from the arc while Ryan Conwell led Louisville in scoring with 24 points
- Duke had three 20-point scorers in Cameron Boozer (27), Isaiah Evans (23) and Caleb Foster (20)

JANUARY 10, 2026 | NO. 20/18 LOUISVILLE 75, BOSTON COLLEGE 62 | LOUISVILLE, KY.

- Despite missing two starting guards in Ryan Conwell and Mikel Brown Jr., the rest of the Louisville squad stepped up to defeat Boston College 75-62
- Sananda Fru notched his second double-double of the season with a career-high 19 points and 13 boards
- It was the first time Louisville had two double-digit rebounders in over a year as Khani Rooths added in 11 rebounds
- Fred Payne led the Eagles in scoring with 22 points; there were four Boston College players in double figure scoring

JANUARY 13, 2026 | NO. 16/16 VIRGINIA 79, NO. 20/19 LOUISVILLE 70 | LOUISVILLE, KY.

- Virginia led the entire game from start to finish, gaining as large a lead as 15 points with just over 12 minutes to go in the game
- Both teams shot under 40% from the floor, but Virginia shot better from the arc at 41.2%
- Louisville was led in scoring by Isaac McKneely who had his first 20-point game in a Cardinal uniform, scoring 23 points
- The Cavaliers had three players with 15 points or more

JANUARY 17, 2026 | NO. 20/19 LOUISVILLE 100, PITTSBURGH 59 | PITTSBURGH, PA.

- Louisville scored 100 points on the road for the first time in nine years, the last time also being at Pittsburgh in 2017
- The Cardinals were led in scoring by Ryan Conwell with 24 points, but had five players in double figure scoring overall
- UofL also had four different players with at least five boards apiece
- Pitt only had one player reach double figure scoring as Brandin Cummings scored 11 points

JANUARY 24, 2026 | NO. 23/21 LOUISVILLE 85, VIRGINIA TECH 71 | LOUISVILLE, KY.

- Mikel Brown Jr. returned to the court after missing eight games (six weeks) of action and had a team-high 20 points to go along with six assists
- The Cards outrebounded the Hokies 44-31, pulling down 15 offensive boards
- Virginia Tech made 16 3-pointers, shooting 53.3% from the arc; it was the first time any team has made at least 15 3's against the Cardinals in nearly two years
- The Hokies were led in rebounding by Amani Hansberry (7 rebounds) and in scoring by Jailen Bedford (24 points)

JANUARY 26, 2026 | NO. 4/4 DUKE 83, NO. 20/20 LOUISVILLE 52 | DURHAM, N.C.

- Duke outrebounded Louisville 47-26; the Blue Devils pulled down 15 offensive boards
- The Cardinals were led in scoring by Ryan Conwell with 18 points on 7 of 14 shooting
- Four Blue Devils were in double-figure scoring: Cameron Boozer (19); Patrick Ngongba (15); Isaiah Evans (15); Nikolas Khamenia (14)

JANUARY 31, 2026 | NO. 20/20 LOUISVILLE 88, SMU 74 | LOUISVILLE, KY.

- Louisville's bench outscored SMU's 47-5
- There were five Cardinals in double-figure scoring: Mikel Brown Jr. (20), Isaac McKneely (14), Khani Rooths (12), Ryan Conwell (12), J'Vonne Hadley (10)
- After missing four games, Rooths returned to action with a double-double, adding 10 rebounds to his 12 points
- The Cardinals assisted 20 times on 31 buckets
- SMU's Boopie Miller scored 20 points and the Mustangs had three others in double-figure scoring

FEBRUARY 4, 2026 | NO. 24/23 LOUISVILLE 76, NOTRE DAME 65 | LOUISVILLE, KY.

- Khani Rooths logged his third career double-double with a career-high 12 boards to go along with 12 points
- Five Cardinals scored in double figures
- Louisville outscored Notre Dame in the paint 44-20 and off the bench 33-14
- Notre Dame's Cole Certa scored 18 points on 6 of 18 shooting, going 5 of 14 from the arc

FEBRUARY 7, 2026 | NO. 24/23 LOUISVILLE 88, WAKE FOREST 80 | WINSTON-SALEM, N.C.

- Louisville's leading scorer was Sananda Fru who scored 17 points to go along with six boards, two assists and two blocks
- The Cardinals held the Demon Deacons scoreless for the final 4:44 of the game, closing the contest on an 8-0 run to win it
- Wake Forest's Juke Harris recorded a double-double of 25 points and 11 rebounds
- Louisville shot at least 50% from the floor for the seventh time this season

GAME-BY-GAME STORYLINES (continued)

FEBRUARY 9, 2026 | NO. 24/23 LOUISVILLE 118, NC STATE 77 | LOUISVILLE, KY.

- Freshman Mikel Brown Jr. tied Louisville's single-game scoring record, previously owned by Wes Unseld, with 45 points; he also set a new ACC freshman scoring record
- Brown tied Louisville's single-game made 3-pointers record, netting 10 along the way to his record night
- Senior guard Ryan Conwell scored 31 points on the night; it was the first time in program history that Louisville had two 30+ point scorers
- The Cardinals shot 60% from the floor and 60% exclusively from the arc as well
- Louisville's 62 points in the second half was the first time the Cards have scored at least 60 in a half since Dec. 5, 2015 against Grand Canyon
- It was Louisville's sixth 40-point win of the season, and second in conference play
- Louisville's 118 points was the most the program has scored since Dec. 6, 1995, scoring 119 against Morehead State

FEBRUARY 14, 2026 | NO. 24/23 LOUISVILLE 82, BAYLOR 71 | FORT WORTH, TEXAS

- The two programs took a break from their respective league action to play a neutral site game at Dickies Arena in Fort Worth
- The Cardinals shot 56% from the floor and 90% from the charity stripe; it was the first time Louisville shot at least 90% at the free throw line since the 2025 ACC Tournament
- Louisville had two 20-point scorers: Mikel Brown Jr. who logged 29 points, six assists, five steals and three boards, and J'Vonne Hadley who scored 20 points with five boards, three assists and a steal
- Baylor's bench outscored Louisville's 18-9

FEBRUARY 17, 2026 | SMU 95, NO. 21/21 LOUISVILLE 85 | DALLAS, TEXAS

- The Cardinals were led in scoring by freshman Mikel Brown Jr., who scored at least 29 points for the third consecutive game; he shot 11 of 18 from the floor with a 4 of 8 mark at the arc
- Louisville outrebounded SMU 38-30, with a 14-5 edge on the offensive glass
- SMU outscored the Cards in the paint 46-30
- The Mustangs had three high scorers: Jaron Pierre Jr. (25), Boopie Miller (23), Corey Washington (18)

2025-26 RESULTS

DATE	OPPONENT	SCORE (UL-OPP)	ATTENDANCE	UOFL HIGH POINTS	UOFL HIGH REBOUNDS	OPP HIGH POINTS
11/3	SOUTH CAROLINA ST.	104-45	14,218	Khani Rooths (20)	J'Vonne Hadley (9)	Rayniel Wright (11)
11/6	JACKSON STATE	106-70	14,412	Ryan Conwell (19)	Khani Rooths (10)	Daeshun Ruffin (22)
11/11	KENTUCKY	96-88	22,586	Mikel Brown Jr. (29)	J'Vonne Hadley (8)	Denzel Aberdeen (26)
11/15	OHIO	106-81	14,889	Ryan Conwell (22)	Conwell, McKneely, Wooley (6)	Jackson Paveletzke (28)
11/21	vs. Cincinnati	74-64	8,507	Ryan Conwell (25)	Brown Jr., Conwell, Rooths (5)	Thomas, Abaev (12)
11/24	EASTERN MICHIGAN	87-46	13,832	Isaac McKneely (17)	Khani Rooths (8)	M. Habhab (12)
11/26	NJIT	104-47	13,825	Ryan Conwell (32)	Conwell, Rodgers (9)	Quentin Duncan (9)
12/3	at Arkansas	80-89	19,600	Mikel Brown Jr. (22)	Sananda Fru (8)	Trevon Brazile (21)
12/6	vs. Indiana	87-78	18,777	Ryan Conwell (21)	Sananda Fru (7)	Tucker DeVries (26)
12/13	MEMPHIS	99-73	16,355	Ryan Conwell (17)	Khani Rooths (8)	H. Abdul Hakim (18)
12/16	at Tennessee	62-83	21,678	Ryan Conwell (22)	Sananda Fru/Ryan Conwell (5)	Ja'Kobi Gillespie (23)
12/20	MONTANA	94-54	14,076	Sananda Fru (18)	Sananda Fru (8)	Grant Kepley (15)
12/30	at California*	90-70	6,012	Ryan Conwell (26)	Sananda Fru (14)	Chris Bell (20)
1/2	at Stanford*	76-80	4,172	Ryan Conwell (18)	Sananda Fru (8)	Ebuka Okorie (28)
1/6	DUKE*	73-84	17,656	Ryan Conwell (24)	Ryan Conwell (7)	Cameron Boozer (27)
1/10	BOSTON COLLEGE*	75-62	14,585	Sananda Fru (19)	Sananda Fru (13)	Fred Payne (22)
1/13	VIRGINIA*	70-79	14,697	Isaac McKneely (23)	Ryan Conwell (7)	Malik Thomas (19)
1/17	at Pittsburgh*	100-59	6,070	Ryan Conwell (24)	J'Vonne Hadley (7)	B. Cummings (11)
1/24	VIRGINIA TECH*	85-71	14,907	Mikel Brown Jr. (20)	Sananda Fru (10)	Jailen Bedford (24)
1/26	at Duke*	52-83	9,314	Ryan Conwell (18)	J'Vonne Hadley (5)	Cameron Boozer (19)
1/31	SMU*	88-74	14,847	Mikel Brown Jr. (20)	Khani Rooths (10)	Boopie Miller (20)
2/4	NOTRE DAME*	76-65	14,787	Isaac McKneely (13)	Khani Rooths (12)	Cole Certa (18)
2/7	at Wake Forest*	88-80	8,874	Sananda Fru (17)	Sananda Fru (6)	Juke Harris (25)
2/9	NC STATE*	118-77	14,389	Mikel Brown Jr. (45)	Mikel Brown Jr. (9)	Ven-Allen Lubin (20)
2/14	vs. Baylor	82-71	3,314	Mikel Brown Jr. (29)	Sananda Fru (7)	Isaac Williams (20)
2/17	at SMU*	85-95	6,326	Mikel Brown Jr. (29)	Jaron Pierra Jr. (25)	J'Vonne Hadley (9)
2/21	GEORGIA TECH*					
2/23	at North Carolina*					
2/28	at Clemson*					
3/3	SYRACUSE*					
3/7	at Miami*					

2025-26 GAME-BY-GAME STARTING LINEUPS

DATE	OPPONENT	G	G	G	G/F	F	RECORD#
11/3	SOUTH CAROLINA ST.	Mikel Brown Jr.	Isaac McKneely	Ryan Conwell	J'Vonne Hadley	Sananda Fru	1-0
11/6	JACKSON STATE	Mikel Brown Jr.	Isaac McKneely	Ryan Conwell	Khani Rooths	Sananda Fru	1-0
11/11	KENTUCKY	Mikel Brown Jr.	Isaac McKneely	Ryan Conwell	Khani Rooths	Sananda Fru	2-0
11/15	OHIO	Mikel Brown Jr.	Isaac McKneely	Ryan Conwell	J'Vonne Hadley	Sananda Fru	2-0
11/21	vs. Cincinnati	Mikel Brown Jr.	Isaac McKneely	Ryan Conwell	J'Vonne Hadley	Sananda Fru	3-0
11/24	EASTERN MICHIGAN	Mikel Brown Jr.	Isaac McKneely	Ryan Conwell	J'Vonne Hadley	Sananda Fru	4-0
11/26	NJIT	Mikel Brown Jr.	Isaac McKneely	Ryan Conwell	J'Vonne Hadley	Sananda Fru	5-0
12/3	at Arkansas	Mikel Brown Jr.	Isaac McKneely	Ryan Conwell	J'Vonne Hadley	Sananda Fru	5-1
12/6	vs. Indiana	Mikel Brown Jr.	Isaac McKneely	Ryan Conwell	J'Vonne Hadley	Sananda Fru	6-1
12/13	MEMPHIS	Mikel Brown Jr.	Isaac McKneely	Ryan Conwell	J'Vonne Hadley	Sananda Fru	7-1
12/16	at Tennessee	Ryan Conwell	Isaac McKneely	Adrian Wooley	J'Vonne Hadley	Sananda Fru	0-1
12/20	MONTANA	Ryan Conwell	Isaac McKneely	Adrian Wooley	J'Vonne Hadley	Sananda Fru	1-1
12/30	at California*	Ryan Conwell	Isaac McKneely	Adrian Wooley	J'Vonne Hadley	Sananda Fru	2-1
1/2	at Stanford*	Ryan Conwell	Isaac McKneely	Adrian Wooley	J'Vonne Hadley	Sananda Fru	2-2
1/6	DUKE*	Ryan Conwell	Isaac McKneely	Adrian Wooley	J'Vonne Hadley	Sananda Fru	2-3
1/10	BOSTON COLLEGE*	Kobe Rodgers	Isaac McKneely	Adrian Wooley	J'Vonne Hadley	Sananda Fru	1-0
1/13	VIRGINIA*	Ryan Conwell	Isaac McKneely	Adrian Wooley	J'Vonne Hadley	Sananda Fru	2-4
1/17	at Pittsburgh*	Ryan Conwell	Isaac McKneely	Adrian Wooley	J'Vonne Hadley	Sananda Fru	3-4
1/24	VIRGINIA TECH*	Mikel Brown Jr.	Isaac McKneely	Ryan Conwell	J'Vonne Hadley	Sananda Fru	8-1
1/26	at Duke*	Mikel Brown Jr.	Isaac McKneely	Ryan Conwell	J'Vonne Hadley	Sananda Fru	8-2
1/31	SMU*	Ryan Conwell	Isaac McKneely	Adrian Wooley	J'Vonne Hadley	Sananda Fru	4-4
2/4	NOTRE DAME*	Mikel Brown Jr.	Isaac McKneely	Ryan Conwell	J'Vonne Hadley	Sananda Fru	9-2
2/7	at Wake Forest*	Mikel Brown Jr.	Isaac McKneely	Ryan Conwell	J'Vonne Hadley	Sananda Fru	10-2
2/9	NC STATE*	Mikel Brown Jr.	Isaac McKneely	Ryan Conwell	J'Vonne Hadley	Sananda Fru	11-2
2/14	vs. Baylor	Mikel Brown Jr.	Isaac McKneely	Ryan Conwell	J'Vonne Hadley	Sananda Fru	12-2
2/17	at SMU*	Mikel Brown Jr.	Isaac McKneely	Ryan Conwell	J'Vonne Hadley	Sananda Fru	12-3
2/21	GEORGIA TECH*						
2/23	at North Carolina*						
2/28	at Clemson*						
3/3	SYRACUSE*						
3/7	at Miami*						

(#) running count of UofL's record with listed lineup

(*) ACC games

2025-26 GAME-BY-GAME COMPARISON

DATE	OPPONENT	FGM-A/%	3FG-A/%	FTM-A/%	OR-DR-TOT	PF	AST	TO	STL	BLK	PTS
11/3	UOFL	33-62/.532	12-32/.375	26-33/.788	12-35-47	21	23	17	12	4	104
	SOUTH CAROLINA ST.	13-57/.228	2-19/.105	17-22/.773	12-21-33	25	5	25	6	5	45
11/6	UOFL	35-67/.522	10-33/.303	26-35/.743	15-34-49	18	24	10	11	1	106
	JACKSON STATE	25-63/.397	11-27/.407	9-16/.563	7-22-29	22	10	12	6	4	70
11/11	UOFL	31-69/.449	13-40/.325	21-31/.677	13-27-40	19	20	6	11	3	96
	KENTUCKY	32-68/.471	12-34/.353	12-16/.750	13-29-42	21	14	14	4	3	88
11/15	UOFL	34-68/.500	16-35/.457	22-30/.733	17-24-41	25	23	11	11	3	106
	OHIO	26-59/.441	9-26/.346	20-26/.769	12-22-34	20	12	17	9	3	81
11/21	UOFL	21-56/.375	8-28/.286	24-28/.857	11-30-41	23	13	13	9	4	74
	vs. Cincinnati	23-62/.371	8-29/.276	10-16/.625	11-27-38	19	19	13	5	7	64
11/24	UOFL	30-62/.484	14-33/.424	13-19/.684	12-33-45	17	18	8	6	10	87
	EASTERN MICHIGAN	16-57/.281	2-15/.133	12-17/.706	11-25-36	21	5	13	6	0	46
11/26	UOFL	36-73/.493	20-48/.417	12-14/.857	20-39-59	11	24	9	6	2	104
	NJIT	18-58/.310	7-27/.259	4-7/.571	3-18-21	13	6	11	3	2	47
12/3	UOFL	29-70/.414	8-37/.216	14-18/.778	12-24-36	25	13	9	2	3	80
	at Arkansas	28-67/.418	6-18/.333	27-35/.771	18-28-46	15	15	10	5	3	89
12/6	UOFL	25-54/.463	13-31/.419	24-28/.857	7-27-34	19	15	13	9	5	87
	vs. Indiana	26-63/.413	11-34/.324	15-19/.789	10-24-34	21	14	13	4	1	78
12/13	UOFL	30-54/.556	18-35/.514	21-25/.840	8-26-34	19	24	13	4	3	99
	MEMPHIS	28-68/.412	3-11/.273	14-20/.700	16-17-33	20	8	11	8	2	73
12/16	UOFL	22-58/.379	7-34/.206	11-18/.611	12-18-30	20	8	16	5	1	62
	at Tennessee	29-53/.547	7-18/.389	18-28/.643	10-25-35	20	19	11	8	5	83
12/20	UOFL	34-65/.523	12-34/.353	14-19/.737	14-34-48	15	24	14	13	2	94
	MONTANA	17-53/.321	7-24/.292	13-15/.867	4-21-25	19	7	19	9	4	54
12/30	UOFL	32-69/.464	14-37/.378	12-14/.857	15-35-50	25	19	10	4	5	90
	at California*	20-59/.339	9-26/.346	21-27/.778	8-23-31	16	14	8	6	4	70
1/2	UOFL	26-60/.433	6-27/.222	18-21/.857	18-21-39	23	11	12	4	6	76
	at Stanford*	25-54/.463	9-19/.474	21-31/.677	14-17-31	19	6	9	7	4	80
1/6	UOFL	26-65/.400	12-38/.316	9-12/.750	10-27-37	20	13	14	7	1	73
	DUKE*	29-57/.509	7-23/.304	19-28/.679	8-31-39	17	9	12	11	2	84
1/10	UOFL	25-51/.490	6-21/.286	19-25/.760	6-36-42	15	13	13	3	4	75
	BOSTON COLLEGE*	23-63/.365	9-28/.321	7-16/.438	7-24-31	19	13	6	6	1	62
1/13	UOFL	24-67/.358	10-38/.263	12-18/.667	17-19-36	21	13	8	8	2	70
	VIRGINIA*	21-53/.396	14-34/.412	23-29/.793	14-30-44	22	15	13	4	9	79
1/17	UOFL	36-57/.632	15-29/.517	13-15/.867	6-29-35	16	24	8	6	2	100
	at Pittsburgh*	21-55/.382	7-24/.292	10-16/.625	8-16-24	14	13	10	5	2	59
1/24	UOFL	31-66/.470	13-33/.394	10-13/.769	15-29-44	14	17	15	8	2	85
	VIRGINIA TECH*	25-62/.403	16-30/.533	5-8/.625	9-22-31	18	16	13	5	7	71
1/26	UOFL	16-54/.296	11-34/.324	9-13/.692	9-17-26	17	11	12	6	3	52
	at Duke*	31-61/.508	8-23/.348	13-18/.722	15-32-47	12	14	12	7	1	83
1/31	UOFL	31-63/.492	10-35/.286	13-23/.8696	9-26-35	14	20	11	9	3	88
	SMU*	30-62/.484	8-25/.320	6-9/.667	6-25-34	20	7	16	8	2	74
2/4	UOFL	28-65/.431	7-31/.226	13-18/.722	16-30-46	16	19	12	6	4	76
	NOTRE DAME*	24-62/.387	11-27/.407	6-14/.429	12-23-35	17	14	12	9	3	65
2/7	UOFL	27-51/.529	10-25/.400	24-31/.774	6-26-32	20	19	11	3	4	88
	at Wake Forest*	27-63/.429	8-25/.320	18-25/.720	10-22-32	24	17	6	8	2	80
2/9	UOFL	39-65/.600	18-30/.600	22-27/.815	8-34-42	16	21	10	6	3	118
	NC STATE*	28-68/.412	17-19/.895	17-19/.895	6-22-28	17	10	10	6	2	77
2/14	UOFL	28-50/.560	8-18/.444	18-20/.900	6-23-29	20	18	14	6	4	82
	vs. Baylor	22-60/.367	2-22/.091	25-30/.833	15-15-30	17	10	9	7	5	71
2/17	UOFL	30-67/.448	13-34/.382	12-15/.800	14-24-38	15	18	17	7	4	85
	at SMU*	38-65/.585	9-19/.474	10-12/.833	5-25-30	13	21	10	9	6	95
2/21	UOFL										
	GEORGIA TECH*										
2/23	UOFL										
	at North Carolina*										
2/28	UOFL										
	at Clemson*										
3/3	UOFL										
	SYRACUSE*										
3/7	UOFL										
	at Miami*										

2025-26 SPECIALTY STATS (LISTED: UOFL-OPPONENT)

		HALFTIME			SECOND	FAST		LARGEST	LARGEST	LEAD	
DATE	OPPONENT	SCORE	OFF TO	IN PANT	CHANCE	BREAK	BENCH	LEAD	DEFICIT	CHANGES	TIES
11/3	SOUTH CAROLINA ST.	59-15	36-12	42-18	15-10	10-0	42-41	67	None	None	None
11/6	JACKSON STATE	55-35	15-7	50-26	15-4	12-5	33-10	40	2	1	2
11/11	KENTUCKY	53-46	19-10	36-40	12-16	4-6	24-28	20	3	6	1
11/15	OHIO	59-44	27-18	36-28	26-5	4-2	25-18	26	None	None	None
11/21	vs. Cincinnati	28-32	17-7	24-28	4-5	12-12	11-15	11	11	4	4
11/24	EASTERN MICHIGAN	33-17	20-5	30-24	11-8	4-0	38-11	41	2	1	2
11/26	NJIT	52-20	15-4	32-22	21-5	5-0	26-19	57	None	None	None
12/3	at Arkansas	42-51	7-14	42-34	9-27	8-8	11-39	None	20	None	None
12/6	vs. Indiana	41-27	11-17	24-28	5-18	7-15	15-25	19	None	None	None
12/13	MEMPHIS	57-37	16-13	24-40	12-21	7-6	44-24	30	2	3	2
12/16	at Tennessee	27-34	9-21	30-42	7-10	4-16	3-34	2	25	2	1
12/20	MONTANA	42-20	17-15	44-20	21-5	9-2	27-25	40	None	None	1
12/30	at California*	48-34	11-11	36-16	14-9	5-12	8-7	26	None	None	None
1/2	at Stanford*	34-35	12-12	36-28	17-15	4-8	9-15	3	9	18	6
1/6	DUKE*	47-38	6-16	26-40	9-4	2-2	23-9	12	14	3	3
1/10	BOSTON COLLEGE*	30-34	9-11	38-18	4-3	4-7	11-5	15	10	3	6
1/13	VIRGINIA*	28-33	19-8	26-12	10-14	0-0	11-15	None	15	None	None
1/17	at Pittsburgh*	53-22	14-7	38-24	11-9	10-6	24-26	45	None	None	None
1/24	VIRGINIA TECH*	37-22	9-15	36-14	20-7	4-2	15-13	20	2	2	2
1/26	at Duke*	28-38	7-12	10-42	5-16	13-4	6-25	1	31	2	1
1/31	SMU*	44-47	18-13	42-32	8-10	7-2	47-5	17	12	5	3
2/4	NOTRE DAME*	38-32	13-15	40-22	11-14	12-0	33-14	19	9	7	2
2/7	at Wake Forest*	43-34	10-9	34-30	10-12	7-2	22-21	15	None	None	2
2/9	NC STATE*	56-36	14-12	40-46	2-9	9-5	19-20	41	None	None	None
2/14	vs. Baylor	34-34	18-13	40-36	9-7	18-7	9-18	15	7	7	4
2/17	at SMU*	49-52	18-21	30-46	22-2	18-11	17-13	5	12	17	16
2/21	GEORGIA TECH*										
2/23	at North Carolina*										
2/28	at Clemson*										
3/3	SYRACUSE*										
3/7	at Miami*										

2025-26 TEAM SUPERLATIVES

LOUISVILLE	HIGHS	LOWS
Points	118 (NC State, 2/9)	52 (Duke, 1/26)
First-half points	59 (2 times)	27 (Tennessee, 12/16)
Second-half points	62 (NC State, 2/9)	24 (Duke, 1/26)
Overtime points		
Winning margin	59 (South Carolina State, 11/3)	8 (2 times)
Field goals	39 (NC State, 2/9)	16 (Duke, 1/26)
Field goals attempted	73 (NJIT, 11/26)	50 (Baylor, 2/14)
Field goal percentage	63.2% (Pittsburgh, 1/17)	29.6% (Duke, 1/26)
3-point field goals	20 (NJIT, 11/26)	6 (2 times)
3-point field goals attempted	48 (NJIT, 11/26)	18 (Baylor, 2/14)
3-point field goal percentage	60.0% (NC State, 2/9)	21.6% (Arkansas, 12/3)
Free throws	26 (2 times)	9 (2 times)
Free throws attempted	35 (Jackson State, 11/6)	12 (Duke, 1/6)
Free throw percentage	90.0% (Baylor, 2/14)	61.1% (Tennessee, 12/16)
Rebounds	59 (NJIT, 11/26)	26 (Duke, 1/26)
Offensive rebounds	20 (NJIT, 11/26)	6 (4 times)
Defensive rebounds	39 (NJIT, 11/26)	17 (Duke, 1/26)
Personal fouls	25 (3 times)	11 (NJIT, 11/26)
Assists	24 (5 times)	8 (Tennessee, 12/16)
Turnovers	17 (2 times)	6 (2 times)
Blocked shots	10 (Eastern Michigan, 11/24)	1 (3 times)
Steals	13 (Montana, 12/20)	6 (Eastern Michigan, 11/24)

OPPONENTS	HIGHS	LOWS
Points	95 (SMU, 2/17)	45 (South Carolina State, 11/3)
First-half points	52 (SMU, 2/17)	15 (South Carolina State, 11/3)
Second-half points	51 (Indiana, 12/6)	27 (2 times)
Overtime points		
Winning margin	31 (Duke, 1/26)	4 (Stanford, 1/2)
Field goals	38 (SMU, 2/17)	13 (South Carolina State, 11/3)
Field goals attempted	68 (3 times)	53 (3 times)
Field goal percentage	58.5% (SMU, 2/17)	22.8% (South Carolina State, 11/3)
3-point field goals	16 (Virginia Tech, 1/24)	2 (3 times)
3-point field goals attempted	34 (3 times)	19 (South Carolina State, 11/3)
3-point field goal percentage	53.3% (Virginia Tech, 1/24)	9.1% (Baylor, 2/14)
Free throws	27 (Arkansas, 12/3)	4 (NJIT, 11/26)
Free throws attempted	35 (Arkansas, 12/3)	7 (NJIT, 11/26)
Free throw percentage	89.5% (NC State, 2/9)	42.9% (Notre Dame, 2/4)
Rebounds	47 (Duke, 1/26)	1 (NJIT, 11/26)
Offensive rebounds	18 (Arkansas, 12/3)	3 (NJIT, 11/26)
Defensive rebounds	32 (Duke, 1/26)	15 (Baylor, 2/14)
Personal fouls	25 (South Carolina State, 11/3)	12 (Duke, 1/26)
Assists	21 (SMU, 2/17)	5 (2 times)
Turnovers	25 (South Carolina State, 11/3)	6 (Boston College, 1/10)
Blocked shots	9 (Virginia, 1/13)	0 (Eastern Michigan, 11/24)
Steals	11 (Duke, 1/6)	3 (NJIT, 11/26)

2025-26 INDIVIDUAL SUPERLATIVES

LOUISVILLE HIGHS

Points	45, Mikel Brown Jr., vs. NC State, 2/9/26
Field goals	14, Mikel Brown Jr., vs. NC State, 2/9/26
Field goals attempted	23, Mikel Brown Jr., vs. NC State, 2/9/26
Field goal percentage (min. 6 att.)	1.000 (7-7), Sananda Fru at Wake Forest, 2/7/26
3-point field goals	10, Mikel Brown Jr., vs. NC State, 2/9/26
3-point field goals attempted	16, Mikel Brown Jr., vs. NC State, 2/9/26
3-point field goal percentage (min. 4 att.)	1.000 (5-5), Aly Khalifa, vs. Duke, 1/6/25
Free throws	12, Mikel Brown Jr. vs. Cincinnati, 11/21/25
Free throws attempted	14, Mikel Brown Jr. vs. Cincinnati, 11/21/25
Free throw percentage (min. 6 att.)	1.000 (9-9), Mikel Brown Jr. vs. Baylor (2/14/26)
Rebounds	14, Sananda Fru at California, 12/30/25
Assists	9, Mikel Brown Jr., vs. Jackson State, 11/6/25
Steals	5, Mikel Brown Jr. vs. Baylor (2/14/26)
Blocked shots	3, 2 times
Turnovers	7, Mikel Brown Jr. at SMU, 2/17/26
Minutes	37, Isaac McKneely, at Stanford, 1/2/26

OPPONENT HIGHS

Points	28, 2 times
Field goals	10, 3 times
Field goals attempted	21, Juke Harris, Wake Forest, 2/7/26
Field goal percentage (min. 6 att.)	.875 (7-8), Samet Tigittoglu, SMU, 1/31/26
3-point field goals	6, 2 times
3-point field goals attempted	14, Cole Certa, Notre Dame, 2/4/26
3-point field goal percentage (min. 4 att.)	1.000 (4-4), Ryan Agarwal, at Stanford, 1/2/26
Free throws	12, Tucker DeVries, Indiana, 12/6/25
Free throws attempted	10, 3 times
Free throw percentage (min. 6 att.)	1.000 (10-10), Ja'Kobi Gillespie, Tennessee, 12/16/25
Rebounds	12, Dallin Hall, Virginia, 1/13/26
Assists	10, Darius Acuff Jr., Arkansas, 12/3/25
Steals	5, Sebastian Akins, Wake Forest, 2/7/26
Blocked shots	5, Tobi Lawal, Virginia Tech, 1/24/26
Turnovers	7, 2 times
Minutes	39, 2 times

CARDINAL SPORTS NETWORK

WLCL-FM (93.9) Louisville*
WGTK-AM (970) Louisville*
WIEL-FM (106.1) Elizabethtown
WIEL-AM (1400) Elizabethtown
WFRT-FM (103.7) Frankfort
WKYL-FM (102.1) Lexington/
Lawrenceburg
WDBZ-AM (1230) Cincinnati
WKCT-FM (104.1) Bowling Green
WKCT-AM (930) Bowling Green

WVJS-FM (100.5) Owensboro
WVJS-AM (1420) Owensboro
WKLK-FM (104.5) Manchester
WKLK-AM (1290) Manchester
WYMC-FM (93.9) Mayfield
WYMC-AM (1430) Mayfield
WXXO-FM (103.5) Berea
WEKY-FM (92.5) Richmond
WEKY-AM (1340) Richmond
WKXO-AM (1500) Richmond
* denotes flagship station

UOFL TOP INDIVIDUAL GAMES

Points	
1. Mikel Brown Jr. vs. NC State	45
2. Ryan Conwell vs. NJIT	32
3. Ryan Conwell vs. NC State	31
4. Mikel Brown Jr. at SMU	29
Mikel Brown Jr. vs. Baylor	29
Mikel Brown Jr. vs. Kentucky	29
7. Ryan Conwell at California	26
8. Ryan Conwell vs. Cincinnati	25
9. Ryan Conwell at Pittsburgh	24
Ryan Conwell vs. Duke	24
Ryan Conwell vs. Kentucky	24

Rebounds	
1. Sananda Fru at California	14
2. Sananda Fru vs. Boston College	13
3. Khani Rooths vs. Notre Dame	12
4. Khani Rooths vs. Boston College	11
5. Khani Rooths vs. SMU	10
Sananda Fru vs. Virginia Tech	10
Khani Rooths vs. Jackson State	10
8. J'Vonne Hadley at SMU	9
Mikel Brown Jr. vs. NC State	9
J'Vonne Hadley at California	9
Kobe Rodgers vs. NJIT	9
Ryan Conwell vs. NJIT	9
J'Vonne Hadley vs. South Carolina State	9

Assists	
1. Mikel Brown Jr. vs. Jackson State	9
2. Mikel Brown Jr. at Wake Forest	8
3. Mikel Brown Jr. vs. NJIT	7
Mikel Brown Jr. vs. Ohio	7
5. Mikel Brown Jr. vs. Baylor	6
Ryan Conwell vs. NC State	6
Mikel Brown Jr. vs. Notre Dame	6
Mikel Brown Jr. vs. Virginia Tech	6
Ryan Conwell at Pittsburgh	6
Aly Khalifa vs. Montana	6
Aly Khalifa vs. NJIT	6
Ryan Conwell vs. NJIT	6
Mikel Brown Jr. vs. Cincinnati	6
Mikel Brown Jr. vs. South Carolina State	6

Blocked Shots	
1. Sananda Fru vs. Notre Dame	3
Aly Khalifa vs. Eastern Michigan	3
3. 18 times	2

Steals	
1. Mikel Brown Jr. vs. Baylor	5
2. Kobe Rodgers vs. Jackson State	4
3. 10 times	3

Minutes Played	
1. Isaac McKneely vs. Virginia	38
2. Ryan Conwell at Duke	37
Ryan Conwell vs. Virginia	37
Isaac McKneely at Stanford	37
5. Adrian Wooley vs. Boston College	36
6. Mikel Brown Jr. at SMU	35
Mikel Brown Jr. vs. Baylor	35
J'Vonne Hadley vs. Virginia	35
Ryan Conwell at Stanford	35
Isaac McKneely at California	35
Isaac McKneely at Tennessee	35

GAME 1

Nov. 3, 2025 • No. 11/10 Louisville 104, South Carolina State 45
KFC Yum! Center • Louisville, Ky.



Official Basketball Box Score - Final
South Carolina St. at Louisville
11/03/25 KFC Yum! Center, Louisville, KY
2025-26 Men's Basketball

Game Time: 9:05 PM
Game Duration: 2:26
Attendance: 14,218

Officials: Jerry Heaster, Trey Stokes, Steven Perry Jr.

South Carolina St. - 45

Record: 0-1

NO.	Name	Min	FG	3P	FT	Rebounds	Fouls	TP	AS	TO	ST	Blocks	BS	BA	+	-
23	D'Shay Knights Wright	F 17:22	0-3	0-1	0-0	2	3	5	1	0	0	0	0	0	0	-27
15	Tim Okojie	C 17:20	0-1	0-0	0-0	1	1	2	0	0	0	0	0	1	0	-37
2	Colin McKenzie	G 15:20	0-2	0-1	0-0	0	2	2	0	0	2	4	0	0	0	-27
7	Derwin Hodge	G 17:35	1-3	0-0	0-1	0	3	3	5	2	0	1	0	3	0	-27
10	Jayden Johnson	G 19:20	0-8	0-0	2-2	0	2	2	2	2	0	4	0	0	0	-39
22	James Morrow	17:06	2-8	0-2	2-2	1	3	4	3	2	6	0	0	0	0	-28
1	Florian Tenaybay	12:51	2-3	0-0	1-2	2	0	2	2	4	5	1	5	0	0	-16
30	Raynell Wright	26:34	1-3	0-0	9-10	0	2	2	6	11	2	7	4	0	0	-27
5	Owen Bronston, Jr.	15:59	2-11	0-6	0-0	0	2	2	1	2	4	0	0	0	0	-29
32	Teon Tindal	10:29	2-4	0-0	0-0	2	0	2	4	0	4	0	2	2	0	-7
0	Noah Treadwell	21:37	2-8	1-6	3-5	1	0	1	2	3	8	0	2	0	0	-21
14	Jamal Miles	08:27	1-3	1-3	0-0	1	1	2	0	0	3	0	0	1	0	-10
Team																
Totals			13-57	2-19	17-22	12	21	33	25	21	45	5	25	6	5	-59

Major Fouls: NONE

Shooting By Period		
1st FG%	3-29	10.3%
3PT%	0-8	0.0%
FT%	9-12	75%
2nd FG%	10-28	35.7%
3PT%	2-11	18.2%
FT%	8-10	80%
GMFG%	13-57	22.8%
3PT%	2-19	10.5%
FT%	17-22	77.3%
Dead Ball Rebounds: 2, 0		

Louisville - 104

Record: 1-0

NO.	Name	Min	FG	3P	FT	Rebounds	Fouls	TP	AS	TO	ST	Blocks	BS	BA	+	-
13	Sananda Fru	F 21:51	3-4	1-1	2-3	6	2	8	1	2	9	1	1	0	2	42
0	Mikel Brown Jr.	G 18:15	4-6	1-2	2-2	0	3	3	0	1	11	6	3	1	0	43
1	J'Vonne Hadley	G 21:25	5-7	1-3	2-4	2	7	9	2	2	13	2	0	1	0	37
3	Ryan Conwell	G 18:50	2-3	1-2	7-8	0	3	3	5	6	12	2	1	2	0	31
10	Isaac McKneely	G 21:37	6-13	5-11	0-0	0	4	4	1	1	17	0	1	0	0	44
14	Adrian Wooley	16:29	1-3	0-2	3-3	1	1	2	3	5	2	1	0	0	0	31
11	Kobe Rodgers	26:05	1-5	1-4	6-6	1	3	4	4	5	9	3	2	2	1	23
15	Aly Khalifa	10:18	0-1	0-0	0-0	0	2	2	1	0	0	1	1	0	0	18
9	Khanli Rooths	21:28	8-12	1-4	3-5	0	7	7	1	4	20	3	1	1	1	33
03	Vangelis Zougris	16:13	2-5	0-0	1-2	1	1	2	2	2	5	2	3	0	3	8
4	Cole Sherman	03:23	1-2	1-2	0-0	0	0	0	0	0	3	1	1	0	0	-3
33	Will Hanke	02:03	0-0	0-0	0-0	0	0	0	0	1	0	0	0	0	0	-6
55	Spencer Legg	02:03	0-1	0-1	0-0	0	1	1	0	0	0	0	1	0	0	-6
Team																
Totals			33-62	12-32	26-33	12	35	47	21	25	104	23	17	12	4	59

Major Fouls: NONE

Shooting By Period		
1st FG%	16-31	51.6%
3PT%	8-19	42.1%
FT%	19-24	79.2%
2nd FG%	11-31	35.5%
3PT%	4-13	30.8%
FT%	7-9	77.8%
GMFG%	33-62	53.2%
3PT%	12-32	37.5%
FT%	26-33	78.8%
Dead Ball Rebounds: 3, 0		

SCS		LOU	
Biggest lead	0 (1 st 20:00)	67 (2 nd 2:32)	
Best Scoring Run	8 (2 nd 4:09)	16 (2 nd 16:52)	
Lead Changes	0		
Times Tied	0		
Time with Lead	00:00	39:02	

Points from Turnovers		SCS		LOU	
Turnovers	12	36			
Paint					
Second Chance	10	15			
Fast Breaks	0	10			
Bench	41	42			

GAME 2

Nov. 6, 2025 • No. 11/10 Louisville 106, Jackson State 70
KFC Yum! Center • Louisville, Ky.



Official Basketball Box Score - Final
Jackson St. at Louisville
11/06/25 KFC Yum! Center, Louisville, KY
2025-26 Men's Basketball

Game Time: 7:02 PM
Game Duration: 2:08
Attendance: 14,412

Officials: Lee Cassel, Tony Chiazza, Matt Potter

Jackson St. - 70

Record: 0-1

NO.	Name	Min	FG	3P	FT	Rebounds	Fouls	TP	AS	TO	ST	Blocks	BS	BA																		
3	Jayme Mitchell Jr.	F 27:52	8-10	2-2	2-2	0	4	4	3	2	20	1	2	1	2	0	-17															
4	Devin Ree	F 10:00	0-3	0-2	0-0	0	2	2	3	0	0	1	0	0	0	0	-12															
9	Deyan Kolev	F 18:35	0-3	0-1	0-0	0	1	1	5	0	0	1	1	0	0	0	-14															
1	Dorian McMillan	G 28:20	7-15	4-9	0-0	0	3	3	4	0	18	2	1	1	0	0	-18															
24	Daeshun Ruffin	G 32:42	8-20	3-8	3-5	0	0	0	2	6	22	4	2	2	0	0	-30															
11	Mike Williams	23:52	2-5	2-3	1-2	2	3	5	1	3	7	0	4	0	0	0	-26															
2	Jalen Tatum	21:33	0-3	0-0	2-5	2	4	6	1	5	2	0	1	0	1	0	-27															
12	Delyle Williams	12:50	0-3	0-2	0-0	1	1	2	0	0	0	0	1	1	0	0	-18															
7	Kedrick Simmons	05:14	0-0	0-0	0-0	0	0	0	0	0	0	1	0	0	0	0	-4															
21	Kobe Butler	19:03	0-1	0-0	1-2	2	2	4	3	2	1	0	0	0	0	1	-14															
Team																																
							0	2	2	0	0																					
Totals			25-63		11-27		9-16		7		22		29		22		18		70		10		12		6		4		1		-36	
Major Fouls: NONE																																

Major Fouls: NONE

Louisville - 106

Record: 1-0

NO.	Name	Min	M-FA	M-1A	M-2A	OR	DR	TO	PF	FT	AS	TS	BS	BA	+	-	
9	Khanl Rooths	F 23:59	5-9	1-4	5-7	1	9	10	1	5	16	1	2	1	0	15	
13	Sananda Fru	F 18:40	6-8	0-0	0-2	4	1	5	1	2	12	0	0	0	2	19	
0	Mikel Brown Jr.	G 26:20	5-11	2-7	6-6	0	5	5	1	4	18	9	6	1	0	15	
3	Ryan Conwell	G 26:36	5-13	4-10	5-6	2	6	8	2	3	19	1	0	0	2	17	
10	Isaac McKneely	G 26:56	3-7	2-6	0-1	0	0	0	1	1	8	2	0	1	0	33	
7	Kasean Pryor	15:58	3-8	0-3	0-2	1	2	3	3	1	6	0	0	1	0	23	
11	Kobe Rodgers	17:45	2-4	1-2	2-2	1	2	3	1	1	7	5	4	0	0	27	
14	Adrian Wooley	17:52	3-4	0-1	3-3	2	3	5	2	9	1	1	2	0	0	21	
15	Aly Khalifa	11:59	2-2	0-0	1-2	1	3	4	0	1	5	4	1	0	1	12	
53	Vangelis Zougris	10:42	1-1	0-0	2-2	3	1	4	2	1	4	1	0	1	0	2	
4	Cole Sherman	01:30	0-0	0-0	0-0	0	0	0	0	0	0	0	0	0	0	0	
33	Will Hanke	01:09	0-0	0-0	0-0	0	0	0	0	0	0	0	0	0	0	-2	
55	Spencer Legg	00:36	0-0	0-0	2-2	0	0	0	0	1	2	0	0	0	0	-2	
Team						0	2	0									
Totals			35-67	10-33	26-35	15	34	49	18	22	106	24	10	11	1	4	36

Major Fouls: NONE

JSU		LOU	
Biggest lead	2 (1 st 19:19)	40 (2 nd 0:32)	
Best Scoring Run	5 (1 st 8:29)	12 (1 st 12:56)	
Lead Changes	1		
Times Tied	2		
Time with Lead	00:27	37:38	

Points from Turnovers		JSU		LOU	
Turnovers	7	15			
Paint	26	50			
Second Chance	4	15			
Fast Breaks	5	12			
Bench	10	33			

9

GAME 3

Nov. 11, 2025 • No. 12/12 Louisville 96, No. 9/8 Kentucky 88
KFC Yum! Center • Louisville, Ky.



Official Basketball Box Score - Final
#9 Kentucky at #12 Louisville
11/11/25 KFC Yum! Center, Louisville, KY
2025-26 Men's Basketball

Game Time: 8:01 PM
Game Duration: 2:22
Attendance: 22,586

Officials: Ron Groover, A.J. Desai, Courtney Green

#9 Kentucky - 88

Record: 2-1

NO.	Name	Min	FG	3P	FT	Rebounds	Fouls	TP	AS	TO	ST	Blocks	BS	BA	+	-	
10	Brandon Garrison	F 22:48	1-2	0-0	1-2	2	4	6	2	3	3	1	0	0	0	-3	
23	Mouhammed Dioubate	F 17:34	3-6	0-2	1-1	1	3	4	3	7	1	1	0	0	0	-15	
00	Otegha Oweh	G 28:04	4-13	1-6	3-4	1	4	5	5	12	2	5	2	1	1	-16	
1	Denzel Aberdean	G 30:52	10-20	4-10	2-3	2	5	7	1	3	26	3	1	1	0	0	-1
5	Coltin Chandler	G 25:01	4-7	4-6	0-0	1	5	6	10	12	2	2	0	0	0	-9	
25	Jalani Lewis	29:35	2-8	2-5	3-4	1	0	1	3	3	9	5	3	1	1	2	-3
14	Iselaiah Moreno	17:12	3-8	0-0	2-2	1	4	5	1	2	8	0	2	0	0	0	-5
4	Andre Johnson	10:04	0-4	0-0	0-0	0	4	0	0	0	0	0	0	0	0	0	-4
4	Andria Jelavic	10:02	3-3	0-0	0-0	1	0	1	0	0	6	0	0	0	0	0	-4
3	Kam Williams	12:24	2-2	1-1	0-0	1	3	4	1	0	5	0	0	0	0	1	-1
Totals						23	2	2	0	0	0	0	0	0	0	0	0
Total			32-68	12-34	12-16	13	29	42	21	19	88	14	4	4	3	3	-8

GAME 5


 Official Basketball Box Score - Final
Louisville at Cincinnati
 11/21/25 Heritage Bank Center, Cincinnati
 2025-26 Men's Basketball

Game Time: 6:30 F
Game Duration: 2:
Attendance: 8,5

Officials: Ron Groover, Rick Crawford, Chance Mod

Cincinnati - 64		Record: 4-1										Major Goals: NONE									
NO.	NAME	MIN	FG M-A	3P M-A	FT M-A	Rebounds OR DR	Fouls TS PF	TP	AS	TO	ST	Blocks BS BA	+/-	Shooting By Period							
18	Baba Miller	F 25:03	3-6	0-1	3-4	3	5	0	6	9	3	1	0	0	1 st FG% 42-32	37.5%					
52	Moustapha Thomas	C 26:32	5-7	0-1	0-2	2	7	9	3	2	10	1	1	1	3 rd FT% 4-15	26.7%					
1	Day Day Thomas	G 34:31	1-4	2-6	4-4	1	3	4	4	12	6	3	0	1	FT% 4-7	57.1%					
10	Shon Abae	G 25:59	4-16	3-11	1-3	0	3	3	1	2	12	1	1	0	2 nd FG% 11-30	36.7%					
11	Kerr Krisa	G 24:48	2-7	2-7	0-0	0	0	0	4	3	6	3	2	1	3 rd FT% 4-14	28.6%					
5	Seneca Harris	F 19:42	4-7	0-0	0-0	0	0	3	2	4	9	1	1	0	FT% 4-9	44.4%					
7	Keyshawn Tillery	18:02	0-2	0-1	0-0	0	0	2	0	0	1	1	0	0	GM FG% 23-62	37.1%					
24	Tyler McKinley	06:24	1-1	0-0	0-0	2	3	5	2	0	2	0	0	0	FT% 3-9	33.3%					
32	Jalen Celestine	17:54	1-2	1-2	1-2	1	0	1	2	4	1	2	0	1	FT% 10-16	62.5%					
Team						1	2	3	0	0	0				Dead Ball Rebounds: 4						
Totals			23-62	9-29	10-16	11	27	38	19	23	64	19	13	5	7	4	1-10				
Major Fouls: NONE																					

GAME 6



Official Basketball Box Score - Final
Eastern Mich. at Louisville
11/24/25 KFC Yum! Center, Louisville, KY

Game Time: 7:01 PM
Game Duration: 2:06
Attendance: 13,832

Louisville - 87		Record: 6-0													League Totals: 10-16									
NO.	Name	Min	FG		3P		FT		Rebounds			Fouls			TP	AS	TO	Blocks		+/-				
			M	A	M	A	M	A	OR	DR	TOT	P	F	B				B	BA		BB			
13	Sananda Fru	F 14:54	1-2	0-0	3-4				3	1	3	5	0	2	0	0	0	0	0	13				
0	Mikel Brown Jr	G 24:24	4-12	1-5	2-3				0	3	3	1	1	2	1	0	0	0	0	17				
1	J'Vonne Hadley	G 23:47	3-7	1-2	2-4				2	2	4	3	9	2	1	0	0	0	0	12				
3	Grian Conwell	G 23:40	1-5	0-0	0-0				0	6	1	0	2	2	2	0	0	0	0	10				
0	Isaac McNeely	G 26:39	6-10	5-9	0-1				1	2	3	1	1	17	0	0	0	1	0	27				
14	Adrian Woolley	24:23	2-8	1-5	4-4				2	2	4	3	2	9	1	0	3	0	0	33				
11	Kobe Rodgers	16:34	3-3	0-0	2-3				0	2	2	1	2	8	4	0	0	0	0	14				
15	Aiy Khalifa	18:34	4-6	3-4	0-0				2	4	6	2	0	11	5	1	0	3	0	27				
9	Khani Rhotis	21:39	3-5	1-2	0-0				1	7	8	1	0	7	3	0	0	1	0	36				
53	Vangelis Zouris	06:32	0-0	0-0	0-0				1	1	2	3	1	0	0	0	0	1	0	1				
4	Cade Sherman	06:32	0-0	0-0	1-1				0	0	0	0	0	0	0	0	0	0	0	3				
3	Will Hanks	00:57	0-0	0-0	0-0				0	0	0	0	0	0	0	0	0	1	0	3				
55	Spencer Legg	00:57	0-0	0-0	0-0				0	0	0	0	0	0	0	0	0	0	0	3				
Team															0	1	1	0	0	0	0			
Total		30		62	14	33	13	19	12	3	45	17	21	87	16	8	6	10	0	41				

Shooting By Period

1st FG%	11-32	34%
1st FT%	6-19	31.6%
2nd FG%	5-9	55.6%
2nd FT%	19-30	63.3%
3rd FG%	4-10	57.1%
3rd FT%	8-10	80%
GM FG%	30-62	48.4%
3PT%	14-33	42.4%
FT%	13-19	68.4%

Dead Ball Rebounds: 0, 1

GAME 7


 Official Basketball Box Score - Final
NJIT at Louisville
 11/26/25 KFC Yum! Center, Louisville, KY

 Game Time: 9:06 PM
 Game Duration: 1:53
 Attendance: 13,625

Major Fouls: NONE												
Record: 7-0												
NO. NAME	Min	FA	3P	FT	Rebounds	Fouls	ST	AS	TO	ST	Blocks	PF
		1st	2nd	3rd	OR	TR	1st	2nd	3rd	4th	5th	
13 Sananda Fru	17:05	4-0	0-0	0-0	3	3	1	8	1	0	0	25
0 Mick Brown Jr.	G:25:28	3-11	3-10	0	0	5	5	0	9	7	1	0
1 J'Vonne Hadley	G:25:01	4-7	2-2	0-0	5	5	1	1	12	0	0	34
3 Ryan Connell	G:23:52	9-17	11-15	6-6	2	7	9	2	3	32	0	39
10 Isaac McKney	G:22:28	6-11	5-10	0	0	3	3	0	17	1	0	31
11 Kobe Rodgers	18:42	1-3	0-2	0-0	4	5	0	0	2	2	2	1
14 Adrian Woolley	21:45	5-6	2-3	3-4	1	4	5	1	4	15	1	0
15 Aly Khalifa	11:40	0-2	0-2	0	1	0	1	2	0	6	2	0
9 Khari Roberts	19:14	2-6	0-3	1-2	1	5	6	2	3	5	1	0
5 Vangelis Zouraris	10:13	1-1	0-0	0	5	1	0	1	2	1	0	16
4 Cole Sherman	01:10	0-1	0-0	0	0	0	0	0	0	0	0	0
3 Will Hanks	01:10	0-0	0	0	2	0	2	0	0	0	0	0
5 Spencer Lee	01:10	1-1	0-0	0-0	1	1	0	0	2	0	0	0
Total					0	1	1	0	0	0	0	0
Totals	36-73	20-48	12-14	20	39	59	11	13	104	24	9	6

Shooting By Period

1st FPG - 18-36 50.0%

3PT% - 11-23 47.8%

FT% 5-6 83.3%

2nd FPG - 18-37 48.6%

3PT% 9-25 36.0%

FT% 7-8 87.5%

GMFG% 36-73 49.3%

3PT% 20-48 41.7%

FT% 12-14 85.7%

Dead Ball Rebounds: 1-0

DATE WHEN MADE	NAME	DATE TO	AMOUNT	TO	BY			

GAME 8


 Official Basketball Box Score - Final
Louisville at Arkansas
 12/03/25 Bud Walton Arena, Fayetteville, Ark.
 2025-26 Men's Basketball

Shooting By Period																			
NO.	Name		Min	FG	3P	FT	Rebounds			Fouls	TP	AS	TO	ST	Blocks			+/-	
							OR	DR	TR	PF	DD					BS	BK	BL	
7	Trevon Brazile	F	31:34	8-11	3-4	2-3	1	4	5	1	3	21	0	1	2	1	0	5	
11	Karter Knox	F	21:05	2-9	1-2	0-0	2	3	5	2	5	0	0	1	1	1	1	6	
23	Nick Pringle	F	22:29	1-3	0-0	0-0	1	3	4	1	1	2	0	1	0	0	0	5	
5	Darius Acuff Jr.	G	35:55	6-18	4-14	5-7	4	11	15	1	11	10	1	1	1	0	0	5	
21	D.J. Wagner	G	19:20	2-8	1-3	0-2	0	1	1	1	1	5	0	0	1	1	0	1	
1	Melroe Thomas	E	25:29	3-14	1-4	8-9	1	4	5	3	4	12	1	0	0	0	0	9	
12	Malique Edwin	F	17:31	3-4	0-0	6-8	7	2	9	1	6	12	1	0	1	0	0	4	
24	Billy Richmond III	F	26:37	2-4	0-1	6-6	1	3	4	4	4	10	2	2	0	1	0	20	
Team							4	4	8	0	0	0	1						
Totals							28:67	6-18	27-35	18	28	45	24	18	10	5	3	3	9
Dead Ball Rebounds: 5																			

Major Fouls: Richmond III (TF) 1 3 0 1 0 1 9

	LOU		ARK		Points from Turnovers	LOU		ARK		Period by Period Scoring			
	1st	2nd	1st	2nd		1st	2nd	TOT	TOT				
Biggest lead	0 (1 st 20:00)	20 (2 nd 17:30)			7	14							
Best Scoring Run	8 (2 nd 16:17)	10 (1 st 3:47)			42	34							
Lead Changes	0				2	27			LOU	29	51	80	

GAME 9

Dec. 6, 2025 • No. 6/6 Louisville 87, No. 22/19 Indiana 78
Gainbridge Fieldhouse • Indianapolis, Ind.



Official Basketball Box Score - Final
Indiana at Louisville
12/06/25 Gainbridge Fieldhouse, Indianapolis, IN
2025 CareSource Indiana - Indianapolis

Game Time: 2:15 F
Game Duration: 2:
Attendance: 18,7

Officials: Antonio Petty, Tommy Morrissey, John Fho

Indiana - 78

Record: 7-2

NO. Name	Min	FG	3P	FT	Rebounds	Fouls	TP	AS	TO	ST	Blocks	BS	BA	+/-
1 Reed Bailey	F 23:31	3-5	0-1	2-3	2 3 5	0 2	8	2	0	0	0	0	0	7
12 Tucker DeVries	F 35:22	5-14	4-11	12-13	0 5 5	4 6	26	1	3	0	0	1	-1	
3 Lamar Wilkerson	G 36:08	5-15	2-9	0-0	0 1 1	4 4	12	4	2	2	0	1	-6	
5 Conor Wilkerson	G 33:46	1-5	0-3	0-0	0 3 3	5 5	2	4	1	1	0	1	-12	
6 Taylon Conerway	G 20:42	2-7	0-2	1-2	1 2 3	4 5	5	1	5	1	1	1	-7	
4 Sam Alexis	16:29	3-7	0-0	0-0	3 1 4	1 0	6	2	0	0	0	1	-16	
11 Trent Sisley	17:22	2-3	0-1	0-1	0 1 1	2 1	4	0	0	0	0	0	-19	
7 Nick Dorn	16:13	5-7	5-7	0-0	1 4 5	1 0	15	0	1	0	0	0	0	
0 Jasai Miles	00:26	0-0	0-0	0-0	0 0 0	0 0	0	0	0	0	0	0	0	
Team					3 4 7	0 0	0	1						
Totals		26-63	11-34	15-19	10 24 34	21 19	78	14	13	4	1	5	-9	

Major Fouls: NONE

Shooting By Period	1st FG%	2nd FG%	3rd FG%	GM FG%
1st FG%	10-32 31.3%			
2nd FG%	3-16 18.8%			
3rd FG%	4-6 66.7%			
4th FG%	16-31 51.6%			
FT%	11-13 84.6%			
GM FT%	26-63 41.3%			
3PT%	11-34 32.4%			
FT%	15-19 78.9%			
Dead Ball Rebounds:	2 0			

Louisville - 87

Record: 8-1

NO. Name	Min	FG	3P	FT	Rebounds	Fouls	TP	AS	TO	ST	Blocks	BS	BA	+/-
13 Sananda Fru	F 29:51	3-3	1-1	5-7	2 5 7	3 4	12	1	5	3	1	0	12	
0 Mikal Brown Jr.	G 27:07	2-8	0-4	5-5	0 1 1	3 3	9	3	1	0	0	0	6	
1 J'Vonne Hadley	G 32:30	6-13	1-5	2-2	1 5 6	1 2	15	1	0	1	0	0	15	
3 Ryan Conwell	G 31:16	4-10	3-7	10-11	0 4 4	4 7	21	2	2	1	0	0	-1	
10 Isaac McKneely	G 29:44	5-9	5-9	0-0	1 3 3	0 1	15	1	2	2	0	0	11	
14 Adrian Woolley	18:34	0-3	0-0	0-0	3 3 6	2 2	0	2	0	0	0	0	1	
15 Aly Khalifa	06:10	1-2	1-2	0-0	0 0 0	0 0	3	3	0	0	0	0	-2	
9 Khani Rooths	07:30	0-0	0-0	0-0	1 2 3	2 0	0	1	1	1	0	0	0	
11 Kobe Rodgers	12:53	4-4	2-2	2-2	0 2 2	3 1	12	1	1	1	1	0	3	
7 Kasean Pryor	04:25	0-2	0-1	0-1	0 0 2	1 1	0	0	1	0	2	0	-5	
Team					0 0 0	0 0	0							
Totals		25-54	13-31	24-28	7 27 34	19 21	87	15	13	9	5	1	9	

Major Fouls: NONE

Biggest lead	IND	LOU
0 (1 st 20:00)	19 (2 nd 7:51)	
Best Scoring Run	IND	LOU
8 (1 st 12:17)	16 (1 st 14:09)	
Lead Changes	0	
Times Tied	0	
Time with Lead	00:00	39:33

Shooting By Period	1st FG%	2nd FG%	3rd FG%	GM FG%
1st FG%	13-29 44.8%			
2nd FG%	9-18 44.4%			
3rd FG%	7-11 63.6%			
4th FG%	12-25 48.0%			
FT%	5-10 50.0%			
GM FT%	17-17 100%			
3PT%	11-34 32.4%			
FT%	24-28 85.7%			
Dead Ball Rebounds:	2 2			

GAME 10

Dec. 13, 2025 • No. 11/11 Louisville 99, Memphis 73
KFC Yum! Center • Louisville, Ky.



Official Basketball Box Score - Final
Memphis at Louisville
12/13/25 KFC Yum! Center, Louisville, KY
2025-26 Meris Basketball

Game Time: 3:31 PM
Game Duration: 2:12
Attendance: 16,385

Memphis - 73

Record: 4-5

NO. Name	Min	FG	3P	FT	Rebounds	Fouls	TP	AS	TO	ST	Blocks	BS	BA	+/-
11 Aaron Bradshaw	F 19:28	4-7	0-0	0-0	4 1 5	4 3	8	0	0	1	0	0	-10	
10 Simon Majok	C 18:52	0-2	0-1	0-0	2 2 4	3 0	0	0	1	0	1	0	-9	
1 Dug McDaniel	G 32:42	5-12	0-0	6-6	1 1 2	1 5	16	0	2	2	0	0	-35	
2 Zach Davis	G 20:43	3-7	1-2	0-0	2 1 3	0 1	7	0	2	1	0	0	-28	
14 Hasan Abdul Hakim	G 31:11	7-13	2-3	2-5	3 1 4	3 3	18	0	2	2	1	0	-14	
3 Ashton Hardaway	16:46	0-4	0-1	0-0	0 4 4	2 0	0	3	1	1	0	0	-22	
19 Tariq Ingraham	14:58	2-4	0-0	3-4	0 3 3	1 3	7	0	0	0	0	0	1	
23 Sincere Parker	22:37	6-14	0-1	1-1	1 3 4	3 2	12	3	1	0	0	0	-12	
0 Quarante Berry	19:43	1-5	0-3	3-4	1 0 1	3 2	5	2	0	1	0	1	0	
Team					2 1 3	0 0	2							
Totals		28-68	3-11	14-20	16 17 33	20 19	73	8	11	8	2	3	-26	

Major Fouls: Majok (TF) 2nd 1:14

Louisville - 99

Record: 8-1

NO. Name	Min	FG	3P	FT	Rebounds	Fouls	TP	AS	TO	ST	Blocks	BS	BA	+/-
13 Sananda Fru	F 20:40	5-5	0-0	1-3	4 2 6	0 3	11	1	2	0	1	0	17	
0 Mikal Brown Jr.	G 24:53	3-9	2-5	8-9	0 1 1	1 3	16	3	0	1	1	1	20	
1 J'Vonne Hadley	G 18:50	3-4	3-3	0-0	0 1 1	4 1	9	3	0	1	0	1	12	
3 Ryan Conwell	G 26:15	5-11	3-7	4-4	0 2 4	2 4	17	2	3	0	1	0	23	
10 Isaac McKneely	G 22:26	0-3	0-3	2-2	0 1 1	3 1	2	0	0	0	0	0	12	
14 Adrian Woolley	24:57	5-8	5-8	0-0	1 2 3	0 0	15	3	2	0	0	0	20	
9 Khani Rooths	18:13	2-4	2-4	4-5	2 6 8	2 3	10	4	2	1	0	0	5	
15 Aly Khalifa	07:52	1-2	0-1	0-0	0 2 2	1 1	2	1	1	0	0	0	9	
11 Kobe Rodgers	14:21	2-2	0-0	0-0	0 1 1	1 3	4	0	0	0	0	0	8	
53 Vangelis Zougris	08:16	1-1	0-0	0-0	1 2 3	2 1	2	0	0	0	0	0	-3	
7 Kasean Pryor	10:59	3-4	3-3	2-2	0 4 4	1 2	11	1	1	0	0	0	13	
4 Cole Sherman	00:46	0-0	0-0	0-0	0 0 0	0 0	0	0	0	0	0	0	-2	
33 Will Hanke	00:46	0-0	0-0	0-0	0 0 0	0 0	0	0	0	0	0	0	-2	
55 Spencer Legg	00:46	0-1	0-1	0-0	0 0 0	0 0	0	0	0	0	0	0	-2	
Team					0 2 2	0 0	0							
Totals		30-54	18-35	21-25	8 26 34	19 19	99	24	13	4	3	2	26	

Major Fouls: NONE

Biggest lead	MEM	LOU
2 (1 st 19:12)	30 (2 nd 1:40)	
Best Scoring Run	MEM	LOU
6 (2 nd 10:17)	11 (1 st 13:37)	
Lead Changes	3	
Times Tied	2	
Time with Lead	02:05	36:36

Points from	IND	LOU
Turnovers	17	11
Paint	28	24
Second Chance	18	5
Fast Breaks	7	15
Bench	25	15

GAME 12

Dec. 20, 2025 • No. 11/11 Louisville 94, Montana 54
KFC Yum! Center • Louisville, Ky.



Official Basketball Box Score - Final
Louisville at Tennessee
12/16/25 Food City Center, Knoxville, Tennessee
2025-2026 Meris Basketball

Game Time: 7:02 PM
Game Duration: 2:19
Attendance: 21,678

Officials: Doug Shoves, Pat Adams, William Covington

Louisville - 62

Record: 9-2

NO. Name	Min	FG	3P	FT	Rebounds	Fouls	TP	AS	TO	ST	Blocks	BS	BA	+/-
13 Sananda Fru	F 27:52	2-3	0-0	0-0	2 3 5	3 2	4	3	4	0	1	0	-19	
1 J'Vonne Hadley	G 26:57	4-8	0-3	1-2	2 2 4	2 3	9	0	2	1	0	0	-15	
3 Ryan Conwell	G 32:32	7-19	4-13	4-7	0 5 5	4 5	22	1	3	2	0	2	-6	
10 Isaac McKneely	G 34:38	2-10	1-7	0-0	0 1 1	2 1	5	0	0	0	0	0	-26	
14 Adrian Woolley	G 34:02	6-13	2-8	5-6	1 3 4	3 3	19	1	0	0	2	0	-13	
11 Kobe Rodgers	11:10	0-0	0-0	0-0	1 2 3	1 3	0	1	1	1	0	0	-14	
9 Khani Rooths	12:58	0-2	0-2	1-2	0 0 0	2 1	1	0	1	1	0	0	-9	
15 Aly Khalifa	03:34	0-0	0-0	0-0	0 0 0	1 0	0	0	1	0	0	0	-2	
7 Kasean Pryor	08:26	0-2	0-1	0-0	0 0 0	1 0	0	1	0	0	0	0	-2	
53 Vangelis Zougris	07:51	1-1	0-0	0-1	0 0 0	1 2	2	1	0	0	0	0	1	
Team					6 2 8	0 0	0	3						
Totals		22-58	7-34	11-18	12 18 30	20 20	62	8	16	5	1	5	-21	

Major Fouls: NONE

Tennessee - 83

Record: 8-3

NO. Name	Min	FG	3P	FT	Reb	Totals	Fouls	TP	AS	TO	ST	Blocks	BS	BA	+/-
6 DeWayne Brown II	F 15:33	0-0	0-0	0-1	0	5 5	1 1	0	1	1	0	1	0	7	
10 Nate Ament	F 26:25	5-11	2-4	1-2	1	6 7	2 4	13	3	2	0	0	0	16	
34 Felix Okpara	C 31:16	4-5	0-0	0-0	1	1 2	2 0	8	2	1	3	3	0	13	
0 JaKobi Gillespie	G 33:46	5-12	3-7	10-10	0	3 3	2 7	23	5	3	0	0	1	15	
3 Bishop Boswell	G 22:47	2-5	0-4	1-3	1	3 4	3 1	5	3	0	2	0	0	13	
23 Jaylen Carey	23:40	4-6	0-0	4-4	0	6 6	1 5	12	3	0	2	0	0	14	
35 Ethan Burg	12:10	2-4	1-2	0-0	0	0 0	0 0	5	1	2	1	0	0	11	
13 J.P., Estrella	08:44	3-4	0-0	0-0	0	0 0	2 0	6	0	0	0	1	0	8	
1 Amari Evans	07:27	3-3	1-1	0-0	0	0 0	0 5	7	0	1	0	0	0	5	
77 Amaree Abram	12:37	1-3	0-2	2-2	0	1 1	0 2	4	1	0	0	0	0	3	
24 Troy Henderson	05:35	0-0	0-0	0-0	0	0 0	0 2	0	0	0	0	0	0	0	
Team					3	0 3	0	0	1						
Totals		29-53	7-18	19-28	10	25 35	20 20	83	19	11	8	5	1	21	

GAME 13

Dec. 30, 2025 • No. 16/13 Louisville 90, California 70
Haas Pavilion • Berkeley, Calif.

Official Basketball Box Score - Final
Louisville at California
12/30/25 Haas Pavilion, Berkeley
2025-26 Men's Basketball

Game Time: 6:00 PM
Game Duration: 2:07
Attendance: 6,012

Officials: A.J. Deas, Tony Padilla, Adam Flores

Louisville - 90													Record: 11-2 (1-0)												
NO. Name	Min	FG	3P	FT	Rebounds	Fouls	TP	AS	TO	ST	Blocks	+/-	1st FG%	2nd FG%	3rd FG%	GMFG%	3PT%	FT%	Rebounds	Fouls	TP	AS	TO	ST	Blocks
13 Sananda Fru	F 25:57	4-8	0-1	5-7	4 10 14	2 4	13	2	1	0	2	0 19	1st FG% 19-35 54.3%	3PT% 9-17 47.1%	FT% 2-2 100%	3PT% 6-20 30.0%	FT% 10-12 83.3%	GMFG% 32-49 65.3%	3PT% 14-37 37.8%	FT% 12-14 85.7%	Dead Ball Rebounds: 1.0				
1 J'Vonnie Hadley	G 31:21	4-7	-1-2	2-2	2 7 9	2 3	11	3	1	1	0 10														
3 Ryan Conwell	G 24:45	8-16	6-13	4-4	0 4 4	4 3	26	4	2	2	0 0 10														
10 Isaac McKneely	G 35:08	4-11	3-9	0-0	0 1 1	2 1	11	3	1	0	0 1 18														
14 Adrian Woolley	G 27:13	9-14	3-7	0-0	1 3 4	3 1	21	2	0	0	0 9														
11 Kobe Rodgers	21:56	1-4	1-3	0-0	3 2 5	3 2	3	1	2	0	1 1 18														
9 Khani Rooths	17:39	2-4	0-0	1-1	2 3 5	3 2	5	0	1	1	0 0 17														
15 Aly Khalifa	12:41	0-4	0-2	0-0	1 3 4	3 0	0	4	1	1	0 0 1 8														
53 Vangelis Zougiris	03:20	0-1	0-0	0-0	0 0 0	3 0	0	0	1	0	0 1 -9														
Team					2 2 4	0	0	0	0	0	0														
Totals	32:49	14-37	12-14	15 35 50	25 16 90	19 10 4	5 4	20																	

California - 70													Record: 12-2 (0-1)															
NO. Name	Min	FG		3P	FT	Rebounds		Fouls	TP	AS	TO	ST	Blocks	+/-	Shooting By Period													
		M/A	M/A	M/A	M/A	GR	TR	OR	TR	1st	2nd	3rd	4th		1st FG%	2nd FG%	3rd FG%	4th FG%	GMFG%	3PT%	FT%	Rebounds	Fouls	TP	AS	TO	ST	Blocks
2 John Camden	F 32:07	1-10	1-7	0-1	1 4 5	3 1	3	1	3	1	1	0	0	13		1st FG% 8-24 33.3%	3PT% 4-10 40.0%	FT% 14-18 77.8%	3PT% 5-16 31.3%	FT% 12-13 92.3%	GMFG% 20-39 51.3%	3PT% 9-26 34.6%	FT% 21-27 77.8%	Dead Ball Rebounds: 2.0				
22 Chris Bell	F 36:02	5-11	3-7	7-8	0 1 1	1 3	20	2	1	2	1	2	1	-13														
34 Lee Dort	F 28:49	3-6	0-0	6-9	4 5 9	3 5	12	0	2	1	0	1	0	-14														
7 Dai Dai Ames	G 33:07	3-12	1-4	4-4	0 2 2	2 5	11	4	1	0	1	0	1	-24														
10 Justin Pippen	G 30:45	5-14	3-7	4-4	1 2 3	3 8	17	5	0	2	2	2	0	-23														
8 Mios Ilic	11:11	0-1	0-0	0-0	1 2 3	2 1	0	1	0	1	0	1	0	-6														
3 Semetri (TT) Carr	17:30	2-4	0-0	0-1	0 1 1	2 4	1	1	0	0	0	0	0	0														
21 Nolan Dorsey	10:30	1-1	1-1	0-0	0 0 0	0 0	3	0	0	0	0	0	0	-7														
Team					1 6 7	0	0	2																				
Totals	20:59	9-26	21-27	8 23 31	16 24 70	14 8	6 4	5	1	20																		
Major Fouls: NONE																												

LOU		CAL		Points from		LOU		CAL		Period by Period Scoring			
Biggest lead	26 (2 nd 1:09)	0 (1 st 20:00)		Turnovers	11	11				1st	2nd	TOT	
Best Scoring Run	10 (1 st 17:45)	14 (2 nd 6:44)		Paint	36	16				LOU	48	42	90
Lead Changes	0			Second Chance	14	9							
Times Tied	0			Fast Breaks	5	12							
Time with Lead	39:46	00:00		Bench	8	7				CAL	34	36	70

Game Notes: P2: Louisville 14 - Doby of Game 4

GAME 14

Jan. 2, 2026 • Stanford 80, No. 16/13 Louisville 76
Maples Pavilion • Stanford, Calif.



Official Basketball Box Score - Final
Louisville at Stanford
01/02/26 Maples Pavilion, Stanford
2025-26 Men's Basketball

Game Time: 5:00 P
Game Duration: 21
Attendance: 4,1

Officials: Sean Hull, Michael Irving, Chase Shu

Louisville - 76													Record: 11-3 (1-1)																																																																																																																																																																																																																																																																																																																																																																																																																																																																																																																																																																																																																																																																																																																																																																																																																																																																																																																																																																																																																																																																																																																																																																																																																																																																																																																																									
NO. Name	Min	FG M-A	3P M-A	FT M-A	Rebounds OR DR TOT	Fouls PF FO	TP	AS	TO	ST	Blocks BS BA	+/-	Shooting By Period																																																																																																																																																																																																																																																																																																																																																																																																																																																																																																																																																																																																																																																																																																																																																																																																																																																																																																																																																																																																																																																																																																																																																																																																																																																																																																																																									
13 Sananda Fru	F 26:44	6-6	0-0	3-3	5 3 8	1 2	15	1	0	0	2 0	-10	1st FG% 12-32 37.5%	3PT% 3-16 18.8%	FT% 7-9 77.8%	3PT% 14-28 50.0%	FT% 3-11 27.3%	FT% 11-12 91.7%	GM FG% 26-40 65.0%	3PT% 6-27 22.2%	FT% 18-21 85.7%	Dead Ball Rebounds: 2.1																																																																																																																																																																																																																																																																																																																																																																																																																																																																																																																																																																																																																																																																																																																																																																																																																																																																																																																																																																																																																																																																																																																																																																																																																																																																																																																																</

Stanford - 80													Record: 12-3 (1-1)															
NO. Name	Min	FG	3P	FT	Rebounds	Fouls	TP	AS	TO	ST	Blocks	+/-	Shooting By Period															
		M/A	M/A	M/A	OR	DR	FF	FF			BS		1st	FG%	12-26	46.2%	2nd	FG%	13-28	46.4%	3rd	FG%	14-18	77.8%	GM	FG%	25-34	46.3%
10 Chisom Okpara	F 29:51	5-11	2-3	5-9	4	4	8	3	6	17	2	4	2	2	1	7		3PT%	6-13	46.2%		FT%	5-9	55.6%				
15 Oskar Gillay	F 25:39	0-3	0-0	1-2	2	2	4	1	1	1	0	1	2	0	-2													
1 Ebuka Okorie	G 37:40	9-18	2-5	8-10	1	2	3	3	8	28	3	0	2	0	3	6												
5 Benny Glesker	G 23:45	2-6	0-3	3-4	0	0	0	1	2	7	0	1	1	0	-7													
11 Ryan Agarwal	G 29:11	4-7	4-4	0-0	0	1	1	1	1	12	0	1	0	0	-1													
4 AJ Rohony	14:19	2-2	0-0	0-0	1	1	2	2	0	4	0	2	0	0	4													
25 Jeremy Dent-Smith	18:53	2-5	1-3	4-6	0	1	1	1	5	9	0	1	0	0	10													
52 Aidan Cammann	16:19	1-2	0-1	0-0	0	5	5	5	0	2	1	1	0	0	6													
2 Donavin Young	04:24	0-0	0-0	0-0	0	0	0	2	0	0	0	0	0	0	-1													
Team					6	1	7	0	0	0	0	0																
Totals	25:54	9-19	21-31	14 17 31	19 23 80	6	9	7	4	6	4																	
													Major Fouls: NONE															
													Dead Ball Rebounds: 3.0															

		LOU	STAN							Period by Period Scoring			
Biggest lead	3 (1 st 15:27)		9 (1 st 8:49)		Points from Turnovers	LOU	STAN	12	12	1st	2nd	TOT	
Best Scoring Run	7 (1 st 0:50)		6 (2 nd 10:24)		Paint	36	28			LOU	34	42	76
Lead Changes	18				Second Chance	17	15			STAN	35	45	80
Times Tied	6				Fast Breaks	4	8						
Time with Lead	08:29	29:18			Bench	9	15						

GAME 15

Jan. 6, 2026 • No. 6/6 Duke 84, No. 20/18 Louisville 73
KFC Yum! Center • Louisville, Ky.



Official Basketball Box Score - Final
Duke at Louisville
01/06/26 KFC Yum! Center, Louisville, KY
2025-26 Men's Basketball

Game Time: 7:01 PM
Game Duration: 2:10
Attendance: 17,666

Officials: John Gaffney, Pat Driscoll, Tony Chazara

Duke - 84		Record: 14-1 (3-0)																													
NO. Name	Min	FG	3P	FT	Rebounds	Fouls	TP	AS	TO	ST	Blocks	+/-	Shooting By Period																		
		Min	FG	3P	FT	GR	FR	PF	D	BB	BB		1st FG%	2nd FG%	3rd FG%	GMFG%	3PT%	FT%	Rebounds	Fouls	TP	AS	TO	ST	Blocks						
12 Cameron Boozier	F 35:51	10-12	3-4	4-5	1 7 8	3 4	27	4	4	2	0 0 12		1st FG% 12-33 36.4%	3PT% 5-17 29.4%	FT% 9-12 75.0%	3PT%	2-6	33.3%	FT%	10-16	62.5%	GMFG%	29-57	50.9%	3PT%	9-22	40.9%	FT%	19-28	67.9%	Dead Ball Rebounds: 2.0
21 Patrick Nkongba	C 10:02	1-4	0-1	2-4	1 2 3	4 3	4	0	1	0 0 0 3																					
1 Caleb Foster	G 33:45	9-13	0-2	0-6	0 4 4	3 3	20	2	3	1	0 0 10																				
4 Cayla Boozier	G 15:11	0-1	0-0	1-2	0 1 1	1 0 1	1	2	1	0 0 0 0	2																				
3 Isaiah Evans	G 26:10	1-17	0-10	5-5	0 6 6	1 3	23	0	1	3 4	1 1 1 1	9																			
6 Malik Brown	G 38:06	7-12	0-0	0-0	2 6 8	3 0 2	0	1	1	3 4	1 1 1 1	9																			
7 Zeno Sar	C 20:50	1-3	0-0	2-2	1 3 4	2 2	2	1	1	0 0 0 0	3																				
14 Nikita Khramenia	G 05:51	0-2	0-0	1-2	0 0 0	1 1	0	0	0	1 0 0 0	2																				
8 Darren Harris	O 04:50	0-1	0-1	2-2	1 0 1	0 1 1	2	0	0	0 0 0 0	1																				
Team					2 1 3 0	0 0	0	0	0	0	0 0 0 0																				
Totals		29:57	7-23	19-28	8 31 39	17 19	84	9	12	11	2 1 2	11																			

GAME 17

Jan. 13, 2026 • No. 16/16 Virginia 79, No. 20/19 Louisville 70
KFC Yum! Center • Louisville, Ky.



Official Basketball Box Score - Final
Virginia at Louisville
01/13/26 KFC Yum! Center, Louisville, KY
2025-26 Men's Basketball

Game Time: 7:01 PM
Game Duration: 2:20
Attendance: 14,897

Officials: Bert Smith, Matt Ritor, Marques Pettigrew

Virginia - 79

Record: 15-2 (4-1)

NO. Name	Min	FG	3P	FT	Rebounds	Fouls	TP	AS	TO	ST	Blocks	+/-				
28 Thijs De Ridder	F 28:15	3-10	0-3	3-4	2	6	8	4	3	9	2	5	0	1	0	20
17 Johann Grünloh	C 26:09	4-8	3-4	5-6	3	4	7	2	4	16	0	0	1	4	2	11
1 Malik Thomas	G 24:46	5-9	5-8	1-2	0	5	5	4	1	19	3	4	0	0	0	21
5 Sam Lewis	G 29:35	4-10	2-7	5-6	2	2	4	3	4	15	2	1	1	1	0	13
30 Dallin Hall	G 32:20	1-4	1-3	2-3	2	10	12	1	3	5	4	2	1	0	0	13
33 Ugonna Onyenso	13:51	1-2	1-1	0-0	2	1	3	1	0	3	0	0	0	3	0	-2
2 Chance Mallory	22:50	1-6	0-4	5-5	0	0	0	2	4	7	4	0	1	0	0	-10
6 Jacari White	11:46	1-3	1-3	2-3	1	1	2	1	1	5	0	0	0	0	0	-7
11 Devin Tillis	10:28	0-1	0-1	0-0	0	1	1	4	1	0	1	0	0	0	0	-14
Team					2	0	2	0	0	0	0	0	0	0	0	0
Totals	21-53	14-34	23-29	14	30	44	22	21	79	15	13	4	9	2	9	0

Shooting By Period	1st FG%	2nd FG%	3rd FG%	4th FG%	5th FG%
1st FG%	10-33	30.3%			
2nd FG%	7-21	33.3%			
3rd FG%	6-7	85.7%			
4th FG%	11-20	55.0%			
5th FG%	7-13	53.8%			
6th FG%	17-22	77.3%			
GMFG%	21-53	39.6%			
3PT%	14-34	41.2%			
FT%	23-29	79.3%			
Dead Ball Rebounds:	5	0			

Major Fouls: NONE

Louisville - 70

Record: 12-5 (2-3)

NO.	Name	Min	FG	3P	FT	Rebounds	FOUL	TP	AS	TO	ST	Blocks	+/-				
13	Sananda Fru	F 23:54	3-5	0-0	0-2	4	1	5	5	2	6	0	2	0	0	-19	
1	J'Vonne Hadley	G 35:10	4-7	0-2	3-4	2	3	5	4	6	11	1	1	3	0	1	-15
3	Ryan Corwell	G 38:45	5-21	3-12	1-3	1	6	7	2	2	14	3	1	2	1	2	-13
10	Isaac McKneely	G 37:47	7-16	5-14	4-4	1	4	5	1	3	23	0	2	0	0	0	-7
14	Adrian Woolley	G 28:39	1-9	0-4	3-3	3	2	5	3	3	5	4	1	1	0	3	-8
11	Kobe Rodgers	15:12	0-0	0-0	2	1	3	3	4	0	2	1	0	0	0	0	4
15	Aly Khalifa	18:09	3-7	2-6	1-2	1	1	2	3	9	3	1	0	1	0	1	7
7	Kasean Pryor	04:24	1-2	0-0	0-0	0	1	1	0	0	2	0	1	0	0	1	6
	Team					3	0	3	0	0	0	0	0	0	0	0	0
	Totals	24-67	10-38	12-18	17	19	36	21	22	70	13	8	8	2	9	9	-9

Shooting By Period	1st FG%	2nd FG%	3rd FG%	4th FG%	5th FG%
1st FG%	10-31	32.3%			
2nd FG%	6-19	31.6%			
3rd FG%	14-36	38.9%			
4th FG%	10-19	21.1%			
5th FG%	4-15	66.7%			
GMFG%	24-67	35.8%			
3PT%	10-38	26.3%			
FT%	12-18	66.7%			
Dead Ball Rebounds:	2	0			

Major Fouls: Hayley (F1) 2 2nd 4:52

Biggest lead	UVA	LOU
15 (2nd 12:25)	0 (1st 20:00)	
Best Scoring Run	14 (1st 16:35)	6 (1st 12:56)
Lead Changes	0	
Times Tied	0	
Time with Lead	38:37	00:00

Points from Turnovers	UVA	LOU
8	19	
Paint	12	26
Second Chance	14	10
Fast Breaks	0	0
Bench	15	11

Period by Period Scoring	1st	2nd	TOT
UVA	33	46	79
LOU	28	42	70

GAME 18

Jan. 17, 2026 • No. 20/19 Louisville 100, Pittsburgh 59
Petersen Events Center • Pittsburgh, Pa.



Official Basketball Box Score - Final
Louisville at Pittsburgh
01/17/26 Petersen Events Center, Pittsburgh
2025-26 Men's Basketball

Game Time: 8:00 P
Game Duration: 2:3
Attendance: 6,0

Officials: Roger Ayers, Tim Clougherty, Michael K

Louisville - 100

Record: 13-5 (3-3)

NO. Name		Min	FG	3P	FT	Rebounds	Fouls	TP	AS	TO	ST	Blocks	+/-			
13 Sananda Fru	F	22:31	6-7	0-0	0-0	2	3	5	2	0	12	2	1	1	0	40
1 J'Vonne Hadley	G	31:13	7-9	1-1	2-2	1	6	7	1	2	17	5	2	2	1	30
3 Ryan Corwell	G	29:48	9-16	5-11	1-1	0	6	6	2	3	24	6	2	2	1	33
10 Isaac McKneely	G	33:49	3-8	3-6	2-3	0	4	4	1	1	11	2	0	0	0	34
14 Adrian Woolley	G	25:42	3-5	2-4	4-4	1	2	3	3	12	2	1	1	0	0	41
11 Kobe Rodgers		19:04	3-4	1-1	0-0	1	1	1	2	1	7	1	1	1	0	10
15 Aly Khalifa		16:17	3-4	3-4	0-0	0	2	2	2	0	9	4	0	0	0	3
53 Vangelis Zougris		14:58	2-2	0-0	4-5	1	4	5	1	4	8	2	1	0	0	15
7 Kasean Pryor		04:30	0-1	0-1	0-0	0	1	1	0	0	0	0	0	0	0	3
4 Cole Sherman		01:04	0-1	0-1	0-0	0	0	0	0	0	0	0	0	0	1	-2
33 Will Hanke		01:04	0-0	0-0	0-0	0	0	0	0	0	0	0	0	0	0	-2
						1	1	2	0	0	0	0	0	0	0	
Totals			36-57	15-29	13-15	6	29	35	16	14	100	24	8	6	2	41

Shooting By Period	1st FG%	2nd FG%	3rd FG%	4th FG%	5th FG%
1st FG%	18-30	60.0%			
2nd FG%	11-19	57.9%			
3rd FG%	6-7	85.7%			
4th FG%	18-27	66.7%			
5th FG%	4-10	40.0%			
GMFG%	36-57	63.2%			
3PT%	15-29	51.7%			
FT%	13-15	86.7%			
Dead Ball Rebounds:	1	0			

Dead Ball Rebounds: 1, 0

Pittsburgh - 59

Record: 8-10 (1-4)

No. Name	Min	FG M-A	3P M-A	FT M-A	Rebounds OR DR TOT	Fouls PF F	TP	AS	TO	ST	Blocks BS	+/-
2 Cameron Corhen	F 34:03	2-5	0-1	0-0	2 3 5	1 0	4	4	1	0	0	0
13 Roman Sulepa	F 28:35	3-10	2-6	0-0	1 2 3	2 0	8	0	1	0	0	-36
7 Damarco Minor	G 27:25	2-4	1-3	2-2	0 3 3	2 3	7	7	2	2	0	-36
8 Omar Witherspoon	G 23:07	2-8	1-4	0-0	0 1 1	2 1	5	0	2	0	1	-14
22 Barry Dunning Jr.	G 29:24	4-7	0-1	1-3	2 4 6	2 4	9	0	1	0	1	-40
3 Brandin Cummings	25:45	4-10	1-3	2-4	0 0 0	2 2	11	1	0	1	0	-22
25 Nojus Indrusalis	21:55	3-9	2-6	0-2	0 2 2	1 3	8	0	1	2	0	-22
12 Kieran Mullen	05:57	1-2	0-0	3-3	1 0 1	1 2	5	0	0	0	0	-5
21 Macari Moore	03:49	0-0	0-0	2-2	1 1 2	1 1	2	1	1	0	0	-1
Team					1 0 1	0 0	0	0	1			
Totals	21:55	7-24	10-16	8	16 24	14 16	59	13	10	5	2	41

Shooting By Period	1st FG%	2nd FG%	3rd FG%	4th FG%	5th FG%
1st FG%	9-27	29.6%			
2nd FG%	4-16	25.0%			
3rd FG%	3-5	60.0%			
4th FG%	13-28	46.4%			
5th FG%	8-11	72.7%			
GMFG%	21-55	38.2%			
3PT%	7-24	29.2%			
FT%	10-16	62.5%			
Dead Ball Rebounds:	3	0			

Dead Ball Rebounds: 3, 0

Biggest lead	LOU	PITT
45 (2nd 0:43)	0 (1st 20:00)	
Best Scoring Run	13 (1st 15:22)	6 (1st 5:15)
Lead Changes	0	
Times Tied	0	
Time with Lead	39:31	00:00

Points from Turnovers	LOU	PITT
14	7	
Paint	38	24
Second Chance	11	9
Fast Breaks	10	6
Bench	24	26

Period by Period Scoring	1st	2nd	TOT
LOU	53	47	100
PITT	22	37	59

GAME 19

Jan. 24, 2026 • No. 23/21 Louisville 85, Virginia Tech 71
KFC Yum! Center • Louisville, Ky.



Official Basketball Box Score - Final
Virginia Tech at Louisville
01/24/26 KFC Yum! Center, Louisville, KY
2025-26 Men's Basketball

Game Time: 2:15 PM
Game Duration: 1:49
Attendance: 14,907

Officials: Tony Henderson, Jamal Spearman, Trey Styons

Virginia Tech - 71

Record: 15-6 (4-4)

NO.	Name	Min	FG	3P	FT	Rebounds	Fouls	TP	AS	TO	ST	Blocks	+/-				
13	Amari Hansberry	F 31:34	4-12	3-6	1-2	2	5	7	2	5	12	2	7	1	0	-18	
32	Christian Gurdak	C 14:24	1-1	0-0	0-0	3	1	4	1	1	2	0	0	0	0	4	
0	Jalen Bedford	G 34:49	8-15	6-8	2-2	1	4	5	3	1	24	3	0	2	0	-16	
11	Ben Hammond	G 35:32	6-11	4-5	2-2	1	1	2	2	3	18	5	2	2	0	-9	
17	Neoklis Avdasas	G 22:54	1-8	0-2	0-0	0	2	2	1	1	2	4	1	1	0	-11	
2	Jaden Schutt	22:12	3-5	3-6	0-0	0	1	1	3	0	9	1	0	0	0	1	
1	Tob Laval	30:06	1-7	0-3	0-2	2	7	9	3	3	2	1	1	0	5	-13	
4	Isaiah Pasha	04:10	0-2	0-1	0-0	0	0	0	1	0	0	0	0	0	1	-9	
77	Antonio Dorn	04:19	1-1	0-0	0-0	0	0	0	0	2	0	2	0	0	0	1	
Team						0	1	1	0	0	0	0	0	0	0	0	
Totals		25-62	16-30	5-8	9	22	31	18	14	71	16	13	5	7	2	14	0

Shooting By Period	1st FG%	2nd FG%	3
--------------------	---------	---------	---

GAME 21

Jan. 31, 2026 • No. 20/20 Louisville 88, SMU 74
KFC Yum! Center • Louisville, Ky.



Official Basketball Box Score - Final
SMU at Louisville
01/31/26 KFC Yum! Center, Louisville, KY
2025-26 Men's Basketball

Game Time: 2:05 PM
Game Duration: 2:08
Attendance: 14,847

Officials: Bert Smith, Matt Potter, Eric Lewis

SMU - 74		Record: 15-6 (4-4)													Shooting By Period												
NO. Name	Min	FG	3P	FT	Rebounds	Fouls	TP	AS	TO	ST	Blocks	BS	BA	+/-	1st FG%	2nd FG%	3rd FG%	4th FG%	GM FG%	3PT%	FT%	Reb	PF	TD	TS	ST	Blocks
3 Corey Washington	F 29:26	5-10	3-8	0-0	2 2 4	3 1	13	0	2	0	0	0	0	-4	3PT% 5-13 38.5%	3PT% 5-13 38.5%	3PT% 5-13 38.5%	3PT% 5-13 38.5%	3PT% 5-13 38.5%	3PT% 5-13 38.5%	3PT% 5-13 38.5%	13	13	0	13	0	
24 Samant Vigioglu	C 26:40	7-8	0-1	0-2	6 2 8	4 5	14	0	6	1	1	0	0	-10	3PT% 3-12 25.0%	3PT% 3-12 25.0%	3PT% 3-12 25.0%	3PT% 3-12 25.0%	3PT% 3-12 25.0%	3PT% 3-12 25.0%	12	14	0	14	1		
0 Boogie Miller	C 38:25	8-14	2-4	2-2	2 2 2	2 2	20	4	4	0	0	1	0	-12	3PT% 3-12 25.0%	3PT% 3-12 25.0%	3PT% 3-12 25.0%	3PT% 3-12 25.0%	3PT% 3-12 25.0%	3PT% 3-12 25.0%	12	20	4	20	0		
5 Jaron Pierre Jr.	G 31:54	3-11	1-4	2-3	1 4 5	2 2	9	3	2	2	0	1	0	-7	3PT% 3-12 25.0%	3PT% 3-12 25.0%	3PT% 3-12 25.0%	3PT% 3-12 25.0%	3PT% 3-12 25.0%	3PT% 3-12 25.0%	9	9	2	9	0		
10 Jaden Toombs	12:00	1-4	0-1	0-0	0 3 3	1 1	2	0	0	0	1	1	0	-9	3PT% 3-12 25.0%	3PT% 3-12 25.0%	3PT% 3-12 25.0%	3PT% 3-12 25.0%	3PT% 3-12 25.0%	3PT% 3-12 25.0%	3	2	0	2	0		
4 Sam Walters	07:47	1-3	1-3	0-0	0 0 0	0 0	3	0	0	0	0	0	0	-5	3PT% 3-12 25.0%	3PT% 3-12 25.0%	3PT% 3-12 25.0%	3PT% 3-12 25.0%	3PT% 3-12 25.0%	3PT% 3-12 25.0%	3	3	0	3	0		
7 Jermaine O'Neal Jr.	10:41	0-1	0-1	0-0	0 2 2	0 0	0	0	0	0	0	0	0	-9	3PT% 3-12 25.0%	3PT% 3-12 25.0%	3PT% 3-12 25.0%	3PT% 3-12 25.0%	3PT% 3-12 25.0%	3PT% 3-12 25.0%	2	0	0	0	0		
9 B.J. Davis-Ray	03:06	0-0	0-0	0-0	0 1 1	1 0	0	0	0	0	0	0	0	-3	3PT% 3-12 25.0%	3PT% 3-12 25.0%	3PT% 3-12 25.0%	3PT% 3-12 25.0%	3PT% 3-12 25.0%	3PT% 3-12 25.0%	1	1	0	1	0		
13 Mitchell Holmes	04:07	0-0	0-0	0-0	0 1 1	0 0	0	0	0	0	0	0	0	0	3PT% 3-12 25.0%	3PT% 3-12 25.0%	3PT% 3-12 25.0%	3PT% 3-12 25.0%	3PT% 3-12 25.0%	3PT% 3-12 25.0%	1	0	0	0	0		
Team					0 0 0	0 0	0	0	0	0	0	0	0		3PT% 3-12 25.0%	3PT% 3-12 25.0%	3PT% 3-12 25.0%	3PT% 3-12 25.0%	3PT% 3-12 25.0%	3PT% 3-12 25.0%	0	0	0	0	0		
Totals		30-62	8-25	6-9	9 25 34	20 14	74	7	16	8	2	3	0	-14	3PT% 3-12 25.0%	3PT% 3-12 25.0%	3PT% 3-12 25.0%	3PT% 3-12 25.0%	3PT% 3-12 25.0%	3PT% 3-12 25.0%							

Louisville - 88		Record: 15-6 (5-4)													Shooting By Period												
NO. Name	Min	FG		3P	FT	Rebounds		Fouls	TP	AS	TO	ST	Blocks	+/-	Shooting By Period												
		M	A	M	A	OR	DR	T	P	F	S	B	BA		1st FG	2nd FG	3rd FG	4th FG									
13 Sananda Fru	F 17:30	1-3	0-0	1-2	0	3	3	1	2	3	2	1	1	2	1st FG 17-36 47.2%	3PT% 4-19 21.1%	FT% 6-7 85.7%										
1 J'Yonne Hadley	G 28:56	4-8	0-3	2-4	1	3	4	1	2	10	1	0	2	0	1	11	1	1									
3 Ryan Conwell	G 34:21	4-15	1-11	3-3	1	4	5	3	12	3	0	2	0	1	3	2nd FG 14-27 51.9%	3PT% 0-0 0%	FT% 2-4 50%									
10 Isaac McKneely	G 23:58	5-10	4-9	0-0	0	3	3	0	0	14	1	1	0	0	0	13	1	1									
14 Adrian Woolley	G 11:27	1-2	0-0	0-0	0	1	1	3	0	2	0	1	0	0	0	0	13	1									
0 Mikal Brown Jr.	F 29:20	7-14	3-8	3-5	0	3	3	0	4	20	4	5	1	0	0	5	5	5									
9 Khari Rooths	20:04	4-5	0-1	4-5	2	8	10	0	3	12	2	1	1	0	0	16	16	16									
15 Aly Khalifa	14:06	3-4	2-3	0-0	0	0	0	0	4	8	2	1	1	1	0	14	14	14									
11 Kobe Rodgers	11:54	2-2	0-0	3-4	3	0	3	0	5	7	4	0	0	0	0	18	18	18									
53 Vangelis Zougiris	08:24	0-0	0-0	0-0	2	1	3	2	1	0	1	1	0	0	0	7	7	7									
Team					0	0	0	0	0	0	0	0	0	0													
Totals		31-63	10-35	16-23	9	26	35	14	20	88	20	11	9	3	2	14	14	14									

Major Fouls: NONE

SMU		LOU		Points from Turnovers		SMU LOU		Period by Period Scoring	
Biggest lead	12 (1 st 14:34)	17 (2 nd 1:42)		13	18			1st	2nd
Best Scoring Run	7 (2 nd 10:04)	10 (2 nd 7:41)		Paint	32	42		2nd	TOT
Lead Changes	5			Second Chance	10	8		SMU	LOU
Times Tied	3			Fast Breaks	2	7		44	44
Time with Lead	22:15	14:14		Bench	5	47		LOU	88

GAME 22

Feb. 4, 2026 • No. 24/23 Louisville 76, Notre Dame 65
KFC Yum! Center • Louisville, Ky.



Official Basketball Box Score - Final
Notre Dame at Louisville
02/04/26 KFC Yum! Center, Louisville, KY
2025-26 Men's Basketball

Game Time: 7:01 PM
Game Duration: 2:04
Attendance: 14,787

Officials: Doug Show, Don Daly, Job Hennessey

Notre Dame - 65		Record: 11-12 (2-8)																									
NO. Name	Min	FG	3P	FT	Rebounds	Fouls	TP	AS	TO	ST	Blocks	BS	BA	+/-	Shooting By Period												
6 Brady Koehler	F 32:04	4-10	2-5	1-2	0 4 4	3 2	11	0	1	4	2	0	0	-18	1st FG% 13-32 40.6%	1st FG% 5-13 38.5%	3PT% 1-2 50%	FT% 1-2 50%	1st FG% 13-32 40.6%	3PT% 1-2 50%	FT% 1-2 50%	Reb 4	PF 11	TD 0	TS 11	ST 4	Blocks 2
33 Carson Towt	F 24:46	3-5	0-0	0-1	3 7 10	4 2	6	3	3	1	0	0	0	-14	2nd FG% 11-30 36.7%	2nd FG% 3-12 25.0%	3PT% 0-0 0%	FT% 0-1 0%	2nd FG% 11-30 36.7%	3PT% 0-0 0%	FT% 0-1 0%	Reb 10	PF 6	TD 1	TS 6	ST 1	Blocks 0
5 Cole Cetta	F 35:08	6-18	5-14	1-2	1 2 3	2 4	18	1	1	1	0	0	0	-9	3rd FG% 10-16 62.5%	3rd FG% 4-19 21.1%	3PT% 5-14 35.7%	FT% 1-2 50%	3rd FG% 10-16 62.5%	3PT% 5-14 35.7%	FT% 1-2 50%	Reb 3	PF 18	TD 0	TS 18	ST 1	Blocks 0
10 Jalen Haralson	F 28:50	3-9	0-1	2-4	2 5 7	2 3	8	5	6	1	0	0	0	-17	4th FG% 10-16 62.5%	4th FG% 4-19 21.1%	3PT% 0-1 0%	FT% 2-4 50%	4th FG% 10-16 62.5%	3PT% 0-1 0%	FT% 2-4 50%	Reb 7	PF 8	TD 5	TS 8	ST 1	Blocks 0
11 Braeden Shrewsbury	F 34:10	3-11	2-4	0-1	1 1 2	2 2	8	2	0	2	0	0	0	-2	GM FG% 24-62 38.7%	GM FG% 24-62 38.7%	GM FG% 24-62 38.7%	GM FG% 24-62 38.7%	GM FG% 24-62 38.7%	GM FG% 24-62 38.7%	Reb 4	PF 8	TD 2	TS 8	ST 2	Blocks 0	
12 Garrett Sundra	F 13:26	1-1	1-1	0-0	0 3 3	3 0	3	0	0	0	0	0	0	0	12	Dead Ball Rebounds: 3.0	Dead Ball Rebounds: 3.0	Dead Ball Rebounds: 3.0	Dead Ball Rebounds: 3.0	Dead Ball Rebounds: 3.0	Dead Ball Rebounds: 3.0	Reb 3	PF 3	TD 0	TS 3	ST 0	Blocks 0
2 Logan Imes	F 15:39	0-0	0-0	0-0	0 1 1	1 1	1	0	0	0	0	0	0	0	3							Reb 1	PF 1	TD 0	TS 1	ST 0	Blocks 0
13 Sir Mohammed	F 13:32	3-7	0-1	2-4	3 0 3	0 2	8	1	0	0	0	0	0	0	-11							Reb 3	PF 4	TD 0	TS 4	ST 1	Blocks 0
7 Ryder Frost	F 01:24	1-1	1-1	0-0	0 0 0	0 0	0	0	0	0	0	0	0	0	3							Reb 0	PF 0	TD 0	TS 0	ST 0	Blocks 0
34 Matthew MacLellan	F 01:01	0-0	0-0	0-0	0 0 0	0 0	0	0	0	0	0	0	0	0	3							Reb 0	PF 0	TD 0	TS 0	ST 0	Blocks 0
Team					2 0 2	0 0	0	0	0	0	0	0	0	0	1							Reb 2	PF 0	TD 0	TS 2	ST 0	Blocks 0
Totals		24-62	11-27	6-14	12 23 35	17 16	65	14	12	9	3	4	4	-11													

Louisville - 76		Record: 16-6 (3-4)													Shooting By Period																																			
NO. Name	Min	FG			3P			FT			Rebounds		Fouls		TP	AS	TO	ST	Blocks		+/-	1st FG					2nd FG					3rd FG					4th FG					GM FG	3PT%	FT%	Reb	PF	TD	TS	ST	Blocks
		M	A	%	M	A	%	M	A	%	OR	DR	TR	FF					FD	BS		BA	1st	2nd	3rd	4th	1st	2nd	3rd	4th	1st	2nd	3rd	4th	1st	2nd	3rd	4th												
13 Sananda Fru	F 17:10	4-7	4-7	0-0	4-4	3	2	5	0	2	12	1	2	0	3	1	2	0	3	0	6	6	1st FG% 17-36 47.2%	1st FG% 4-19 21.1%	3PT% 0-0 0%	FT% 4-4 100%	1st FG% 17-36 47.2%	3PT% 0-0 0%	FT% 4-4 100%	Reb 5	PF 2	TD 0	TS 5	ST 0	Blocks 0															
0 Mikael Brown Jr.	G 27:36	1-7	1-5	3-4	0	4	4	3	2	6	6	3	1	0	0	12	12	2nd FG% 14-27 51.9%	2nd FG% 4-19 21.1%	3PT% 1-5 20%	FT% 3-4 75%	2nd FG% 14-27 51.9%	3PT% 1-5 20%	FT% 3-4 75%	Reb 4	PF 10	TD 0	TS 10	ST 1	Blocks 0																				
1 J'Yonne Hadley	G 02:46	0-0	0-0	0-0	0	1	1	0	0	4	3	2	6	3	1	0	0	0	0	0	0	0	2nd FG% 14-27 51.9%	2nd FG% 4-19 21.1%	3PT% 1-5 20%	FT% 3-4 75%	2nd FG% 14-27 51.9%	3PT% 1-5 20%	FT% 3-4 75%	Reb 4	PF 10	TD 0	TS 10	ST 1	Blocks 0															
9 Ryan Conwell	G 32:58	4-14	1-9	3-3	0	4	4	1	4	12	3	2	1	0	1	0	3	3	0	0	0	1st FG% 17-36 47.2%	1st FG% 4-19 21.1%	3PT% 0-0 0%	FT% 4-4 100%	1st FG% 17-36 47.2%	3PT% 0-0 0%	FT% 4-4 100%	Reb 5	PF 2	TD 0	TS 5	ST 0	Blocks 0																
10 Isaac McKinney	G 27:14	4-8	4-8	1-1	1	3	1	1	2	1	1	2	1	0	0	0	0	0	0	0	0	1st FG% 17-36 47.2%	1st FG% 4-19 21.1%	3PT% 0-0 0%	FT% 4-4 100%	1st FG% 17-36 47.2%	3PT% 0-0 0%	FT% 4-4 100%	Reb 5	PF 2	TD 0	TS 5	ST 0	Blocks 0																
3 Khari Conner	F 25:28	5-9	1-2	1-3	4	8	12	4	1	12	3	2	1	0	1	2	2	0	0	0	0	1st FG% 17-36 47.2%	1st FG% 4-19 21.1%	3PT% 0-0 0%	FT% 4-4 100%	1st FG% 17-36 47.2%	3PT% 0-0 0%	FT% 4-4 100%	Reb 5	PF 2	TD 0	TS 5	ST 0	Blocks 0																
4 Adrian Woolley	F 18:13	3-9	0-4	0-0	4	2	6	0	0	6	2	0	0	0	6	2	0	0	0	0	0	1st FG% 17-36 47.2%	1st FG% 4-19 21.1%	3PT% 0-0 0%	FT% 4-4 100%	1st FG% 17-36 47.2%	3PT% 0-0 0%	FT% 4-4 100%	Reb 5	PF 2	TD 0	TS 5	ST 0	Blocks 0																
15 Aly Khalifa	10:20	1-2	0-1	0-0	0	1	1	0	0	2	1	0	0	0	2	1	0	0	0	0	0	1st FG% 17-36 47.2%	1st FG% 4-19 21.1%	3PT% 0-0 0%	FT% 4-4 100%	1st FG% 17-36 47.2%	3PT% 0-0 0%	FT% 4-4 100%	Reb 5	PF 2	TD 0	TS 5	ST 0	Blocks 0																
11 Kobe Rodgers	12:24	1-2	0-1	0-0	0	2	2	3	0	2	2	0	2	0	2	2	0	0	0	0	0	1st FG% 17-36 47.2%	1st FG% 4-19 21.1%	3PT% 0-0 0%	FT% 4-4 100%	1st FG% 17-36 47.2%	3PT% 0-0 0%	FT% 4-4 100%	Reb 5	PF 2	TD 0	TS 5	ST 0	Blocks 0																
7 Kaseem Pryor	15:29	5-6	0-1	0-1	2	3	5	3	2	10	1	2	1	0	0	1	2	1	0	0	0	1st FG% 17-36 47.2%	1st FG% 4-19 21.1%	3PT% 0-0 0%	FT% 4-4 100%	1st FG% 17-36 47.2%	3PT% 0-0 0%	FT% 4-4 100%	Reb 5	PF 2	TD 0	TS 5	ST 0	Blocks 0																
5 Vangelis Zougis	10:22	0-1	0-0	1-2	1	1	2	0	1	1	2	1	1	0	1	2	1	1	0	1	1	1st FG% 17-36 47.2%	1st FG% 4-19 21.1%	3PT% 0-0 0%	FT% 4-4 100%	1st FG% 17-36 47.2%	3PT% 0-0 0%	FT% 4-4 100%	Reb 5	PF 2	TD 0	TS 5	ST 0	Blocks 0																
Team					1	1	2	0	0	0	0	0	0	0								1st FG% 17-36 47.2%	1st FG% 4-19 21.1%	3PT% 0-0 0%	FT% 4-4 100%	1st FG% 17-36 47.2%	3PT% 0-0 0%	FT% 4-4 100%	Reb 5	PF 2	TD 0	TS 5	ST 0	Blocks 0																

GAME 25

Feb. 14, 2026 • No. 24/23 Louisville 82, Baylor 71
Dickies Arena • Fort Worth, Texas



Official Basketball Box Score - Final
Louisville at Baylor
02/14/26 Dickies Arena, Fort Worth
2025-26 Men's Basketball

Game Time: 3:00 F
Game Duration: 2:
Attendance: 3,3

Official

Louisville - 82

Record: 19-6

NO. Name	Min	FG M-A	3P M-A	FT M-A	Rebounds OR DR TOT	Fouls PF FD	TP	AS	TO	ST	Blocks BS BA	+/-
13 Sananda Fru	F 27:04	4-4	0-0	0-0	3 4 7	1 0	8	1	0	0	2 0	10
0 Mikel Brown Jr.	G 35:04	8-14	4-5	9-9	0 3 3	3 4	29	6	6	5	0 1	17
1 J'Vonne Hadley	G 31:16	7-10	2-2	4-4	0 5 5	3 2	20	3	0	1	0 1	15
3 Ryan Corwell	G 30:55	4-10	1-5	5-7	0 4 4	3 5	14	4	2	0	0 1	13
10 Isaac McNeely	G 18:55	1-4	0-2	0-0	0 1 1	0 0	2	0	1	0	0 1	4
9 Khari Rooths	24:29	0-1	0-0	0-0	1 2 3	3 2	0	1	0	0	2 1	-2
14 Adrian Woolley	09:49	3-4	1-2	0-0	0 0 0	1 1	7	0	1	0	0 0	-6
15 Aly Khalifa	12:56	0-1	0-1	0-0	0 2 2	4 1	0	3	2	0	0 0	1
11 Kobe Rodgers	05:22	0-1	0-1	0-0	0 1 1	1 1	0	0	1	0	0 0	-6
7 Kasean Pryor	04:10	1-1	0-0	0-0	0 1 1	1 1	2	0	1	0	0 0	9
Team					2 0 2	0 0	0	0	0	0	0	
Totals		28-50	8-18	18-20	6 23 29	20 17	82	18	14	6	4 5	11

Major Fouls: Pryor (TF) 1 1st 9:29

Baylor - 71

Record: 13-12

NO. Name	Min	FG M-A	3P M-A	FT M-A	Rebounds OR DR TOT	Fouls PF FD	TP	AS	TO	ST	Blocks BS BA	+/-
44 Caden Powell	C 22:19	1-3	0-0	6-8	2 1 3	3 4	8	0	0	0	0 1	-12
5 Obi Agbim	G 33:03	0-7	0-4	4-4	1 4 5	3 2	4	2	2	1	0 0	-7
10 Isaac Williams	G 29:06	8-12	0-3	4-5	1 1 2	4 5	20	3	1	1	0 0	-6
24 Tounde Yesoufou	G 35:40	5-16	1-7	5-6	4 0 4	2 4	16	1	1	4	0 1	-17
43 Cameron Carr	G 35:19	1-11	1-7	2-2	0 3 3	1 1	5	3	5	0	2 2	-12
12 Michael Rataj	26:52	5-9	0-1	1-2	2 2 4	3 1	11	1	0	1	0 0	-2
46 James Nnaji	17:41	2-2	0-0	3-3	1 3 4	1 2	7	0	0	0	2 0	1
Team					4 1 5	0 0	0	0	0	0	0	
Totals		22-60	2-22	25-30	15 15 30	17 19	71	10	9	7	5 4	-11

Major Fouls: NONE

	UL	BU
Biggest lead	15 (2 nd 11:54)	7 (1 st 3:37)
Best Scoring Run	9 (2 nd 11:54)	12 (1 st 5:31)
Lead Changes	7	
Times Tied	4	
Time with Lead	28:14	09:38

Points from Turnovers	UL	BU
	18	13
Paint	40	36
Second Chance	9	7
Fast Breaks	18	7
Bench	9	18

Period by Period Scoring	1st	2nd	TOT
UL	34	48	82
BU	34	37	71

Shooting By Period		
1 st FG%	9-28	32.1%
3PT%	1-12	8.3%
FT%	15-15	100%
2 nd FG%		
3PT%	1-10	10.0%
FT%	10-15	66.7%
GM FG%	22-60	36.7%
3PT%	2-22	9.1%
FT%	25-30	83.3%

Dead Ball Rebounds: 4, 1

GAME 26

Feb. 17, 2026 • No. 21/21 Louisville 95, SMU 85
Moody Coliseum • Dallas, Texas



Official Basketball Box Score - Final
Louisville at SMU
02/17/26 Moody Coliseum, Dallas, Texas
2025-26 Men's Basketball

Game Time: 6:01 F
Game Duration: 2:
Attendance: 6,3

Officials: Ron Groover, Bill Covington Jr., Gregory Nix

Louisville - 85

Record: 19-7 (8-5)

NO. Name	Min	FG M-A	3P M-A	FT M-A	Rebounds OR DR TOT	Fouls PF FD	TP	AS	TO	ST	Blocks BS BA	+/-
13 Sananda Fru	F 20:28	2-4	0-0	3-4	5 3 8	3 2	7	1	3	1	1 1	-5
0 Mikel Brown Jr.	G 34:49	11-18	4-8	3-3	0 5 5	1 4	29	4	7	2	2 1	-8
1 J'Vonne Hadley	G 30:42	6-10	2-3	0-2	3 6 9	0 2	14	1	0	0	0 1	4
3 Ryan Corwell	G 32:41	4-16	2-11	2-2	2 4 6	4 2	12	0	3	0	1 0	2
10 Isaac McNeely	G 25:16	2-7	2-5	0-0	1 1 2	4 1	6	4	1	1	0 0	-14
14 Adrian Woolley	14:55	3-5	2-3	0-0	0 1 1	0 0	8	2	0	0	0 1	-6
15 Aly Khalifa	14:50	0-2	0-2	0-0	0 2 2	1 0	0	5	1	0	0 0	4
7 Kasean Pryor	03:18	0-1	0-1	0-0	0 0 0	0 0	0	0	0	0	0 0	-11
11 Kobe Rodgers	08:11	1-1	1-1	0-0	0 0 0	0 0	3	1	0	2	0 0	-5
53 Vangelis Zougris	04:42	1-1	0-0	4-4	1 0 1	0 2	6	0	1	0	0 0	-9
9 Khari Rooths	10:08	0-2	0-0	0-0	1 1 2	2 0	0	0	1	1	0 2	-2
Team					1 1 2	0 0	0	0	0	0	0	
Totals		30-67	13-34	12-15	14 24 38	15 13	85	18	17	7	4 6	-10

Major Fouls: NONE

SMU - 85

Record: 18-8 (7-6)

NO. Name	Min	FG M-A	3P M-A	FT M-A	Rebounds OR DR TOT	Fouls PF FD	TP	AS	TO	ST	Blocks BS BA	+/-
3 Corey Washington	F 29:00	7-9	3-3	1-1	2 3 5	1 3	18	0	0	2	1 1	6
24 Samuel Vigildou	C 25:39	4-8	0-0	1-2	2 3 5	4 2	9	2	3	0	1 1	6
0 B.J. Edwards	G 34:29	3-6	1-3	0-0	0 3 3	1 0	7	7	1	3	0 1	7
2 Boogie Miller	G 36:53	9-14	1-2	4-4	0 4 4	2 5	23	9	3	2	0 1	10
5 Jaron Pierre Jr.	G 32:43	10-19	1-6	4-5	0 7 7	0 4	25	1	2	1	1 0	10
4 Sam Walters	11:00	2-3	2-3	0-0	0 2 2	2 0	6	1	0	0	0 0	4
7 Jermaine O'Neal Jr.	12:48	2-2	0-0	0-0	0 1 1	1 0	4	0	0	0	1 0	6
10 Jaden Toombs	12:52	1-2	1-1	0-0	0 0 0	0 2	1	3	1	0	1 1	0
9 B.J. Davis-Ray	03:07	0-2	0-1	0-0	0 0 0	0 0	0	0	0	0	0 0	-3
13 Mitchell Holmes	01:29	0-0	0-0	0-0	0 1 1	0 0	0	0	0	1	0 1	-2
Team					1 1 2	0 0	0	0	0	0	0	
Totals		39-65	9-19	10-12	5 25 30	13 15	95	21	10	9	6 4	10

Major Fouls: NONE

	LOU	SMU
Biggest lead	5 (1 st 18:59)	12 (2 nd 0:56)
Best Scoring Run	8 (1 st 4:49)	8 (1 st 16:18)
Lead Changes	17	
Times Tied	16	
Time with Lead	06:15	26:56

Points from Turnovers	LOU	SMU
	18	21
Paint	30	46
Second Chance	22	2
Fast Breaks	18	11
Bench	17	13

Period by Period Scoring	1st	2nd	TOT
LOU	49	36	85
SMU	52	43	95

2025-26 CUMULATIVE STATISTICS



2025-26 Louisville Men's Basketball Combined Team Statistics All games

Page 1/1
as of Feb 18, 2026

Game Records

Record	Overall	Home	Away	Neutral
ALL GAMES	19-7	13-2	3-5	3-0
CONFERENCE	8-5	5-2	3-3	0-0
NON-CONFERENCE	11-2	8-0	0-2	3-0

Score by Periods

Team	1st	2nd	OT	TOT
Louisville	1104	1153	0	2257
Opponents	865	1003	0	1868

Team Box Score

No.	Player				Total		3-Point		F-Throw		Rebounds											
		GP-GS	MIN	AVG	FG-FGA	FG%	3FG-3FGA	3FG%	FT-FTA	FT%	OFF	DEF	TOT	AVG	PF	DQ	A	TO	BLK	STL	PTS	AVG
0	BROWN JR., Mikel	18-17	527:15	29.3	96-228	.421	46-133	.346	96-115	.835	1	60	61	3.4	28	0	91	58	3	22	334	18.6
3	CONWELL, Ryan	25-25	751:12	30.0	142-353	.402	84-239	.351	93-112	.830	18	107	125	5.0	73	3	66	48	6	29	461	18.4
10	MCKNEELY, Isaac	26-26	736:32	28.3	90-217	.415	71-181	.392	33-37	.892	12	60	72	2.8	34	0	31	19	2	13	284	10.9
1	HADLEY, J'Vonne	25-24	664:48	26.6	103-182	.566	24-55	.436	43-65	.662	30	100	130	5.2	52	0	41	18	6	23	273	10.9
13	FRU, Sananda	26-26	592:36	22.8	107-141	.759	4-7	.571	47-71	.662	81	90	171	6.6	57	1	35	43	36	12	265	10.2
14	WOOLEY, Adrian	26-9	555:28	21.4	73-165	.442	28-83	.337	42-50	.840	34	65	99	3.8	55	1	42	26	2	20	216	8.3
9	ROOTHS, Khani	22-2	388:16	17.6	49-108	.454	9-46	.196	32-47	.681	25	87	112	5.1	33	0	26	17	12	16	139	6.3
11	RODGERS, Kobe	25-1	350:04	14.0	31-57	.544	9-23	.391	23-27	.852	27	41	68	2.7	45	0	40	21	5	23	94	3.8
15	KHALIFA, Aly	26-0	324:21	12.5	31-73	.425	20-50	.400	4-6	.667	12	41	53	2.0	50	0	73	24	9	9	86	3.3
7	PRYOR, Kasean	18-0	133:25	7.4	20-46	.435	5-22	.227	6-12	.500	7	31	38	2.1	24	0	5	9	3	8	51	2.8
53	ZOUGRIS, Vangelis	18-0	147:20	8.2	11-23	.478	0-0	.000	14-19	.737	25	17	42	2.3	31	0	12	15	3	6	36	2.0
4	SHERMAN, Cole	9-0	11:14	1.2	4-9	.444	4-9	.444	0-0	.000	0	0	0	0.0	1	0	1	1	0	1	12	1.3
55	LEGG, Spencer	8-0	07:56	1.0	1-3	.333	0-2	.000	2-2	1.000	2	1	3	0.4	0	0	2	3	0	0	4	0.5
33	HANKE, Will	9-0	09:33	1.1	1-3	.333	0-0	.000	0-0	.000	2	2	4	0.4	1	0	0	0	1	0	2	0.2
Team											32	25	57					4				
Total		26	5200		759-1608	.472	304-850	.358	435-563	.773	308	727	1035	39.8	484	5	465	306	88	182	2257	86.8
Opponents		26	5200		645-1572	.410	206-629	.328	372-519	.717	267	606	873	33.6	481	9	313	315	89	171	1868	71.8

Team Statistics

	LOU	OPP
Scoring	2257	1868
Points per game	86.8	71.8
Scoring margin	+15.0	-
Field goals-att	759-1608	645-1572
Field goal pct	.472	.410
3 point fg-att	304-850	206-629
3-point FG pct	.358	.328
3-pt FG made per game	11.7	7.9
Free throws-att	435-563	372-519
Free throw pct	.773	.717
F-Throws made per game	16.7	14.3
Rebounds	1035	873
Rebounds per game	39.8	33.6
Rebounding margin	+6.2	-
Assists	465	313
Assists per game	17.9	12.0
Turnovers	306	315
Turnovers per game	11.8	12.1
Turnover margin	+0.3	-
Assist/turnover ratio	1.5	1.0
Steals	182	171
Steals per game	7.0	6.6
Blocks	88	89
Blocks per game	3.4	3.4
Winning streak	0	-
Home win streak	4	-
Attendance	230071	82046
Home games-Avg/Game	15-15338	8-10256
Neutral site-Avg/Game	-	3-10199

Team Results

Date	Opponent		Score	Att.
11/03/2025	South Carolina St.	W	104-45	14218
11/06/2025	Jackson St.	W	106-70	14412
11/11/2025	Kentucky	W	96-88	22586
11/15/2025	Ohio	W	106-81	14899
11/21/2025	vs Cincinnati	W	74-64	8507
11/24/2025	Eastern Mich.	W	87-46	13832
11/26/2025	NJIT	W	104-47	13825
12/03/2025	at Arkansas	L	80-89	19600
12/06/2025	vs Indiana	W	87-78	18777
12/13/2025	Memphis	W	99-73	16355
12/16/2025	at Tennessee	L	62-83	21678
12/20/2025	Montana	W	94-54	14076
12/30/2025	at California	W	90-70	6012
01/02/2026	at Stanford	L	76-80	4172
01/06/2026	Duke	L	73-84	17656
01/10/2026	Boston College	W	75-62	14585
01/13/2026	Virginia	L	70-79	14697
01/17/2026	at Pittsburgh	W	100-59	6070
01/24/2026	Virginia Tech	W	85-71	14907
01/26/2026	at Duke	L	52-83	9314
01/31/2026	SMU	W	88-74	14847
02/04/2026	Notre Dame	W	76-65	14787
02/07/2026	at Wake Forest	W	88-80	8874
02/09/2026	NC State	W	118-77	14389
02/14/2026	vs Baylor	W	82-71	3314
02/17/2026	at SMU	L	85-95	6326

2025-26 CONFERENCE STATISTICS



2025-26 Louisville Men's Basketball Combined Team Statistics In Conference games

Page 1/1
as of Feb 18, 2026

Game Records

Record	Overall	Home	Away	Neutral
ALL GAMES	8-5	5-2	3-3	0-0
CONFERENCE	8-5	5-2	3-3	0-0
NON-CONFERENCE	0-0	0-0	0-0	0-0

Score by Periods

Team	1st	2nd	OT	TOT
Louisville	535	541	0	1076
Opponents	457	522	0	979

Team Box Score

No.	Player				Total		3-Point		F-Throw		Rebounds												
		GP-GS	MIN	AVG	FG-FGA	FG%	3FG-3FGA	3FG%	FT-FTA	FT%	OFF	DEF	TOT	AVG	PF	DQ	A	TO	BLK	STL	PTS	AVG	
0	BROWN JR., Mikel	7-6	220:37	31.5	43-96	.448	23-57	.404	30-38	.789	1	27	28	4.0	13	0	34	28	2	9	139	19.9	
3	CONWELL, Ryan	12-12	384:04	32.0	73-186	.392	39-122	.320	32-38	.842	9	57	66	5.5	32	1	34	26	4	13	217	18.1	
10	MCKNEELY, Isaac	13-13	388:38	29.9	45-112	.402	36-93	.387	21-23	.913	7	25	32	2.5	18	0	20	10	0	6	147	11.3	
1	HADLEY, J'Vonne	13-13	356:54	27.5	54-95	.568	10-27	.370	26-36	.722	16	54	70	5.4	23	0	21	13	3	13	144	11.1	
13	FRU, Sananda	13-13	291:45	22.4	51-71	.718	2-4	.500	25-38	.658	37	52	89	6.8	33	1	19	19	19	6	129	9.9	
14	WOOLEY, Adrian	13-7	287:37	22.1	36-86	.419	11-37	.297	17-21	.810	14	30	44	3.4	26	0	23	14	1	7	100	7.7	
9	ROOTHS, Khani	9-0	170:49	19.0	23-51	.451	3-17	.176	13-19	.684	17	39	56	6.2	17	0	8	8	7	7	62	6.9	
15	KHALIFA, Aly	13-0	176:16	13.6	20-43	.465	15-33	.455	1-2	.500	6	22	28	2.2	27	0	34	10	3	3	56	4.3	
11	RODGERS, Kobe	13-1	187:25	14.4	13-28	.464	4-10	.400	10-13	.769	16	17	33	2.5	19	0	19	10	1	9	40	3.1	
7	PRYOR, Kasean	8-0	56:32	7.1	8-20	.400	1-9	.111	4-5	.800	2	12	14	1.8	10	0	1	6	1	1	21	2.6	
53	ZOUGRIS, Vangelis	10-0	73:53	7.4	4-9	.444	0-0	.000	10-12	.833	9	9	18	1.8	14	0	5	9	2	2	18	1.8	
4	SHERMAN, Cole	2-0	02:12	1.1	1-3	.333	1-3	.333	0-0	.000	0	0	0	0.0	0	0	0	0	0	1	3	1.5	
55	LEGG, Spencer	1-0	01:08	1.1	0-0	.000	0-0	.000	0-0	.000	0	0	0	0.0	0	0	0	0	0	0	0	0.0	
33	HANKE, Will	2-0	02:12	1.1	0-0	.000	0-0	.000	0-0	.000	0	0	0	0.0	0	0	0	0	0	0	0	0.0	
Team											15	9	24										
Total		13	2600		371-800	.464	145-412	.352	189-245	.771	149	353	502	38.6	232	2	218	153	43	77	1076	82.8	
Opponents		13	2600		342-784	.436	119-325	.366	176-252	.698	125	312	437	33.6	228	2	170	137	45	91	979	75.3	

Team Statistics

	LOU	OPP
Scoring	1076	979
Points per game	82.8	75.3
Scoring margin	+7.5	-
Field goals-att	371-800	342-784
Field goal pct	.464	.436
3 point fg-att	145-412	119-325
3-point FG pct	.352	.366
3-pt FG made per game	11.2	9.2
Free throws-att	189-245	176-252
Free throw pct	.771	.698
F-Throws made per game	14.5	13.5
Rebounds	502	437
Rebounds per game	38.6	33.6
Rebounding margin	+5.0	-
Assists	218	170
Assists per game	16.8	13.1
Turnovers	153	137
Turnovers per game	11.8	10.5
Turnover margin	-1.2	-
Assist/turnover ratio	1.4	1.2
Steals	77	91
Steals per game	5.9	7.0
Blocks	43	45
Blocks per game	3.3	3.5
Winning streak	0	-
Home win streak	4	-
Attendance	105868	40768
Home games-Avg/Game	7-15124	6-6795
Neutral site-Avg/Game	-	0-0

Team Results

Date	Opponent		Score	Att.
12/30/2025	at California	W	90-70	6012
01/02/2026	at Stanford	L	76-80	4172
01/06/2026	Duke	L	73-84	17656
01/10/2026	Boston College	W	75-62	14585
01/13/2026	Virginia	L	70-79	14697
01/17/2026	at Pittsburgh	W	100-59	6070
01/24/2026	Virginia Tech	W	85-71	14907
01/26/2026	at Duke	L	52-83	9314
01/31/2026	SMU	W	88-74	14847
02/04/2026	Notre Dame	W	76-65	14787
02/07/2026	at Wake Forest	W	88-80	8874
02/09/2026	NC State	W	118-77	14389
02/17/2026	at SMU	L	85-95	6326

GEORGIA TECH ALL-TIME SERIES (ENTERING THIS SEASON)

Won 27, Lost 16
Home 15-4, Away 7-7, Neutral 5-5
Louisville wins in bold italics

Date	UL	GT	Date	UL	GT
Dec. 18, 1950 (H)	79	57	Mar. 1, 2016 (H)	56	53
Dec. 6, 1958 (H)	71	57	Jan. 7, 2017 (A)	65	50
Dec. 5, 1959 (A)	56	68	Feb. 8, 2018 (H)	77	54
Dec. 12, 1960 (H)*	74	65	Jan. 19, 2019 (A)	79	51
Feb. 17, 1962 (A)	50	59	Jan. 22, 2020 (H)	68	64
Feb. 16, 1963 (A)	78	73	Feb. 12, 2020 (A)	58	64
Jan. 18, 1964 (H)	68	59	Feb. 1, 2021 (H)	74	58
Dec. 29, 1964 (N)+	77	71	Jan. 2, 2022 (A)	67	64
Jan. 16, 1965 (H)	63	66	Mar. 8, 2022 (N)~	84	74
Dec. 27, 1965 (N)@	54	48	Feb. 1, 2023 (H)	68	58
Feb. 25, 1977 (H)	91	80	Feb. 25, 2023 (A)	67	83
Mar. 4, 1977 (N)#	55	56	Feb. 10, 2024 (H)	79	67
Jan. 14, 1978 (H)	90	84	Feb. 1, 2025 (A)	70	77
Feb. 14, 1978 (A)	59	69			
Jan. 6, 1988 (H)	61	62			
Jan. 15, 1989 (A)	67	65			
Feb. 10, 1990 (H)	84	94			
Feb. 24, 1991 (A)	69	82			
Jan. 25, 1992 (H)	65	73			
Dec. 19, 1992 (N)\$	85	87			
Jan. 15, 1994 (H)	88	68			
Dec. 17, 1994 (N)\$	77	72			
Dec. 16, 1995 (N)%	77	88			
Jan. 11, 1997 (H)	60	56			
Nov. 29, 1997 (N)^	69	73			
Dec. 20, 1997 (N)&	86	94			
Feb. 14, 1999 (H)	78	58			
Mar. 20, 2005 (N)!	76	54			
Feb. 23, 2015 (A)	52	51			
Jan. 23, 2016 (A)	75	71			

*Bluegrass Invitational Tournament (Louisville, KY)

+Sugar Bowl Tournament (New Orleans, LA)

@Hurrican Classic (Miami Beach, FL)

#Metro Conference Tournament
(Memphis, TN)

\$Kuppenheimer Classic (Atlanta, GA)

%Jeep Eagle Classic (Atlanta, GA)


^Puerto Rico Shootout (San Juan, PR)

&Delta Airlines Classic (Atlanta, GA)

!NCAA 2nd Round Albuquerque Regional (Nashville, TN)

~ACC Tournament (Brooklyn, NY)

2025-26 LOUISVILLE CARDINALS




0 | Mikel Brown Jr.
Fr. | G | 6-5 | 190



1 | J'Vonne Hadley
6th | G | 6-7 | 210



3 | Ryan Conwell
Sr. | G | 6-4 | 215



4 | Cole Sherman
Sr. | G | 5-11 | 190




5 | London Johnson
Jr. | G | 6-3 | 175



7 | Kasean Pryor
6th | F | 6-10 | 230




9 | Khani Rooths
So. | F | 6-10 | 215



10 | Isaac McKneely
Sr. | G | 6-4 | 195



11 | Kobe Rodgers
R-Sr. | G | 6-3 | 185



12 | Mouhamed Camara
Fr. | F | 6-8 | 225




13 | Sananda Fru
Jr. | F | 6-11 | 250



14 | Adrian Wooley
So. | G | 6-4 | 200



15 | Aly Khalifa
R-Sr. | C | 7-0 | 250



33 | Will Hanke
Fr. | G | 6-4 | 200



53 | Vangelis Zougris
Jr. | F/C | 6-8 | 240



55 | Spencer Legg
Sr. | G | 6-7 | 200