

GEORGIA TECH®

131ST SEASON • 36 NCAA REGIONAL APPEARANCES • 3 COLLEGE WORLD SERIES APPEARANCES • 10 ACC CHAMPIONSHIPS

2026 Official Game Notes | RamblinWreck.com | Contact: Anthony Brandt • abrandt@athletics.gatech.edu • (817) 757-6979

GEORGIA TECH BY THE NUMBERS (2025)

Overall Record.....	41-19
ACC Record.....	19-11 (ACC Regular Season Champions)
at Mac Nease Baseball Park.....	26-9
Road Games.....	13-7
Neutral Site Games.....	2-3
Streak.....	L2
Last 10.....	6-4

2026 SCHEDULE / RESULTS

Date	Opponent	Time/Result
2/13	BOWLING GREEN	4 pm
2/14	BOWLING GREEN	2 pm
2/15	BOWLING GREEN	1 pm
2/17	GEORGIA SOUTHERN	6 pm
2/20	STONY BROOK	4 pm
2/21	STONY BROOK	12 pm
2/21	STONY BROOK	3 pm
2/22	STONY BROOK	1 pm
2/24	GEORGIA STATE	4 pm
2/27	NORTHWESTERN	4 pm
2/28	NORTHWESTERN	2 pm
3/1	NORTHWESTERN	12 pm
3/3	GEORGIA STATE^	6 pm
3/6	VIRGINIA TECH	4 pm
3/7	VIRGINIA TECH	2 pm
3/8	VIRGINIA TECH	1 pm
3/10	WEST GEORGIA	6 pm
3/12	CLEMSON	7 pm
3/13	CLEMSON	8 pm
3/14	CLEMSON	1 pm
3/17	AUBURN	7 pm
3/20	PITTSBURGH	6 pm
3/21	PITTSBURGH	3 pm
3/22	PITTSBURGH	1 pm
3/27	NC STATE	7 pm
3/28	NC STATE	7 pm
3/29	NC STATE	3 pm
3/31	AUBURN	7 pm
4/2	CALIFORNIA	9 pm
4/3	CALIFORNIA	9 pm
4/4	CALIFORNIA	4 pm
4/7	KENNESAW STATE	6 pm
4/9	FLORIDA STATE	7 pm
4/10	FLORIDA STATE	8 pm
4/11	FLORIDA STATE	3 pm
4/14	GEORGIA SOUTHERN	6 pm
4/17	NORTH CAROLINA	6 pm
4/18	NORTH CAROLINA	12 pm
4/19	NORTH CAROLINA	1 pm
4/21	GEORGIA*	7 pm
4/24	WAKE FOREST	7 pm
4/25	WAKE FOREST	12 pm
4/26	WAKE FOREST	1 pm
4/28	KENNESAW STATE	6 pm
5/1	XAVIER	7 pm
5/2	XAVIER	3 pm
5/3	XAVIER	1 pm
5/8	DUKE	7 pm
5/9	DUKE	3 pm
5/10	DUKE	1 pm
5/12	MERCER	6 pm
5/14	BOSTON COLLEGE	6 pm
5/15	BOSTON COLLEGE	2 pm
5/16	BOSTON COLLEGE	1 pm

5/19-24 ACC TOURNAMENT CHARLOTTE, N.C.

* Game held at Truist Park
^ Game held at Gwinnett Field
Home games in Gold

WEEKEND 1: No. 2/5 GEORGIA TECH vs BOWLING GREEN



GEORGIA TECH YELLOW JACKETS

Overall Record.....	0-0, 0-0 ACC
Ranking	#2 PG / #4 Coaches & BA / #5 D1
Head Coach	James Ramsey
Career Record	0-0 (1st season)
Record at GT	1,238-671-1 (32nd season)
Record Last Season.....	41-19 (1st in ACC)



BOWLING GREEN FALCONS


Overall Record.....	0-0 (0-0 MAC)
Ranking.....	None
Head Coach	Kyle Hallock
Career Record	124-136 (5th season)
Record at Louisville.....	Same
Record Last Season.....	33-22 (4th in MAC)

MATCHUPS AT A GLANCE

GT	2025 OFFENSE	BGSU	GT	2025 PITCHING/DEFENSE	BGSU
.314.....	Batting.....	.292	4.91.....	ERA.....	6.35
.539.....	Slugging.....	.434	506.0.....	IP.....	480.1
.415.....	On-Base Pct.....	.404	1.....	CGs.....	0
149.....	Doubles.....	102	12.....	Saves.....	17
12.....	Triples.....	10	527/246.....	K/BB.....	431/247
93.....	Home Runs.....	49	.259.....	OBA.....	.307
311.....	Walks.....	279	57.....	Errors.....	72
81/92.....	SB/SBA.....	73/98	39.....	Double Plays.....	102

PROBABLE PITCHERS

Friday



Tate McKee
#22 | Jr. | 0-0
24 Career Starts
8-3 / 4.84 ERA in '25

Saturday



Mason Patel
#29 | Gr. | 0-0
16 Career Starts (5 at GT)
11-2 / 3.34 ERA in '25

Sunday



Cooper Underwood
#15 | Fr. | 0-0
12th round draft pick (ML)
Acworth, Ga. / Allatoona HS

TOP STORYLINES

- Georgia Tech baseball enters 2026 with its highest expectations in decades. A preseason consensus Top-5 team for the first time since 2003, the reigning 2025 ACC Regular Season Champion Yellow Jackets are out for more hardware in 2026.
- Georgia Tech was named 2026 Atlantic Coast Conference Baseball preseason favorites by the league's 16 head coaches for the first time since 2004.
- The Yellow Jackets were the highest ranked team in the conference across four different national preseason top-25 polls: No. 2 (Perfect Game), No. 4 (Baseball America), No. 4 (USA Today Coaches Poll) and No. 5 (D1 Baseball). The No. 2 preseason ranking is the fourth highest in program history and the highest since 2003, 2001 and 1994 when the Jackets were preseason No. 1. Tech earned its highest preseason ranking from Baseball America since 2006 (the last time GT reached the College World Series), the No. 4 from the USA Today Coaches Poll is the highest since 2003 (No. 2) and the No. 5 ranking from D1 Baseball was the best Tech has received since the publication began doing preseason rankings in 2014.
- The Jackets boast three preseason 1st Team All-Americans, the most from any GT team since the turn of the century, CF **Drew Burress**, C **Vahn Lackey** and RHP **Mason Patel**. GT is tied for the most preseason All-Americans in the nation (five), also 2B **Jarren Advincula** and UTL **Alex Hernandez**.
- For the first time since 1994, Georgia Tech is under new leadership as **James Ramsey** became the 13th head coach in program history, following the retirement of the ninth winningest coach in NCAA history, the Hall of Famer, Danny Hall.
- Ramsey has been an assistant coach on staff for the past seven seasons. Since Ramsey took over coaching the offense in 2019, Georgia Tech leads the ACC in batting average (.308), OPS (.918), OBP (.408), hits (3,961), doubles (796) and SAC Flies (208) and is second in runs (2,937), triples (84), home runs (547), RBI (2,709) and slugging (.510)
- The excitement for this season has been palpable on The Flats, leading to the most Season Tickets sold in program history.
- GT leads the nation with three players listed on the USA

Baseball Golden Spikes Award Watch List: CF **Drew Burress**, C **Vahn Lackey** and 2B **Jarren Advincula**

- Redshirt Junior relief pitcher **Carson Ballard** was chosen to continue the legacy of GT Hall of Famer Jim Poole and wear his No. 21 jersey. He is the fourth Jacket to dawn the No. 21 as a part of this tradition, begun by Jack Rubenstein in 2023 and carried on by Ben King in 2024 and John Giesler in 2025.
- For the first time in program history, Georgia Tech will have their team captain wear a "C" on his jersey. That honor goes to **Drew Burress** who is just 13 home runs away from tying Georgia Tech's career home runs record, set by Jason Varitek from 1991-94.
- For the first time since 2022, Georgia Tech will be starting a true freshman on Opening Weekend when **Cooper Underwood** takes the hill on Sunday. The 2025 Prep Baseball Georgia Player of the Year was selected by the Milwaukee Brewers in the 12th round of the 2025 MLB Draft but chose to come to Tech instead.
- The Jackets are expected to own one of, if not the best offense in the nation this season as they return eight of the nine batters that started in Game 1 of the 2025 Oxford Regional, while adding in two of the best bats in the ACC from last season, in **Jarren Advincula** (California) and **Ryan Zuckerman** (Pittsburgh).
- On the pitching side, Tech returns 60% of innings pitched from last year including Friday night starter **Tate McKee** and National Stopper of the Year Finalist and All-American **Mason Patel**. Tech also added in 2024 National Champion **Dylan Loy** (Tennessee) and weekend starter **Justin Shadek** (Rutgers) from the portal as well as three very talented freshmen: **Cooper Underwood**, **Charlie Willcox** and **Jamie Vicens**.
- Georgia Tech had 12 players ranked in D1 Baseball's preseason position rankings including being the only team in the nation with six position players listed in among the top 15 and eight position players in the top 50 of their respective position groups.
- GT will take on Bowling Green for the first time since 2014. Tech leads the all-time series 4-3 and has won three straight.
- The Jackets have been very successful in recent years on Opening Weekend, sweeping the opening series in each of the last four seasons - since 2022.

2025 QUICK FACTS

GENERAL INFORMATION

School.....Georgia Institute of Technology (Georgia Tech)
Location.....Atlanta, Ga.
Enrollment.....53,067
Founded.....1885
Nickname.....Yellow Jackets, Ramblin' Wreck
Mascot....."Buzz" the Yellow Jacket
Official Colors.....Tech Gold and White
Conference.....Atlantic Coast Conference (ACC)
President.....Dr. Angel Cabrera
Faculty Athletic Representative.....Dr. Jenna Jordan
Director of Athletics.....Ryan Alpert
Website.....www.RamblinWreck.com

BASEBALL STAFF

Head Coach.....James Ramsey (1st season - 8th at Tech)
 Alma Mater, Year.....Florida State, 2012
Ast. Coach/Pitching/Recruiting Coord......Matt Taylor (3rd year)
 Alma Mater, Year.....Columbus State, 2017
Assistant Coach/Catchers.....Scott Stricklin (1st year)
 Alma Mater, Year.....Kent State, 1993
Assistant Coach/Base Runners.....Josh Schulman (2nd year)
 Alma Mater, Year.....Rochester, 2015 & Texas A&M, 2017
Director of Baseball Operations.....Trey Yunger
Strength and Conditioning.....Steve Tamborra
Athletic Trainer.....Paul Wolkoff
Equipment Manager.....Bill Shackelford
Director of Sports Psychology.....Dr. Jenny Kraska

HISTORICAL INFORMATION

Record Since 1895.....2,681-1,722-27 (.608)
Record at Mac Nease Baseball Park (since 1985)
1,050-347-1 (.751)
ACC Regular Season Record (since 1980)
627-474-2 (.569)
ACC Regular Season Championships (Divisional).....10
 1987, 1993, 1997, 2000, 2004, 2005, (2011, 2019, 2021), 2025
ACC Tournament Appearances.....44
ACC Tournament Record.....84-70 (.545)
ACC Tournament Championships.....9
 1985, 1986, 1987, 1988, 2000, 2003, 2005, 2012, 2014
NCAA Tournament Appearances.....36
 1959, 1971, 1985, 1986, 1987, 1988, 1989, 1990, 1991,
 1992, 1993, 1994, 1995, 1996, 1997, 1998, 2000, 2001,
 2002, 2003, 2004, 2005, 2006, 2008, 2009, 2010, 2011,
 2012, 2013, 2014, 2016, 2019, 2021, 2022, 2024, 2025
NCAA Tournament Record.....80-73 (.523)
NCAA Super Regional Appearances.....5
 2000, 2002, 2004, 2005, 2006
College World Series Appearances.....3
 1994 (2nd), 2002 (T-5th), 2006 (T-7th)
College World Series Record.....4-5 (.444)

STADIUM INFORMATION

Name.....Mac Nease Baseball Park at Russ Chandler Stadium
Year Opened.....1985
Last Renovated.....2020-21
Capacity.....3,194
Dimensions.....329-382-390-350-334
Fence Height.....10 feet
Address.....Fowler Street & Fifth Street, Atlanta, Ga. 30332

2026 TEAM INFORMATION

Lettermen Returning.....24
Starting Position Player.....8
Starting Pitchers.....2
Newcomers.....12

2025 YEAR IN REVIEW

Overall Record.....41-19
ACC Record.....19-11
ACC Finish.....Regular Season Champions
ACC Tournament.....1-1
Final Ranking.....No. 24

NO.	NAME	POS.	YR	B/T	HT	WT	HOMETOWN(LAST SCHOOL)
0	Michael Dee	INF	FR	R/R	6'2"	174	Stone Mountain, GA. (St. Pius X)
1	Parker Brosius	OF	SR	R/L	6'1"	200	Suwanee, GA. (Lambert HS)
2	Jarren Advincula	INF	JR	L/R	6'2"	195	Santa Clara, Calif. (California)
3	Carson Kerce	INF	JR	R/R	5'11"	200	Marietta, GA. (Pope HS)
4	Alex Hernandez	UTL/RHP	SO	R/R	6'2"	210	Cumming, GA. (Forsyth Central HS)
5	Dominic Stephenson	C/OF	FR	R/R	6'0"	208	Marietta, GA. (Harrison HS)
6	Caleb Daniel	OF	SO	L/R	6'0"	188	Cartersville, GA. (Cartersville HS)
7	Will Baker	INF/OF	SO	L/R	6'0"	197	Upper Coomera, Queensland, Australia
8	Drew Burress	OF	JR	R/R	5'9"	185	Houston County, GA. (Houston County HS)
9	Coleman Lewis	OF	FR	L/R	6'1"	220	Lake Park, GA. (Lowndes HS)
10	Kent Schmidt	INF	JR	L/R	6'0"	225	Marietta, GA. (Georgia Southern)
11	Ryan Zuckerman	INF	JR	R/R	6'4"	230	Yardley, PA. (Pittsburgh)
14	Cade Brown	OF/INF	SO	R/R	6'1"	210	Lilburn, GA. (Georgia)
15	Cooper Underwood	LHP	FR	L/L	6'1"	190	Acworth, GA. (Allatoona HS)
16	Charlie Willcox	RHP	FR	S/R	6'3"	218	Santa Rosa Beach, Fla. (South Walton HS)
18	Caden Gaudette	RHP	R-JR.	R/R	6'0"	207	Alpharetta, GA. (Milton HS)
19	Nathanael Coupet	C/OF	R-SO.	R/R	6'0"	218	Boynton Beach, FL (North Broward Prep)
20	Caden Spivey	RHP	SR	R/R	6'2"	193	Vidalia, GA. (Notre Dame)
21	Carson Ballard	RHP	SR	R/R	6'1"	195	Alpharetta, GA. (Wesleyan HS)
22	Tate McKee	RHP	JR	R/R	6'3"	210	Kennesaw, GA. (Mount Paran Christian)
24	Jackson Blakely	RHP	SO	R/R	6'0"	220	Thomaston GA. (Upson-Lee HS)
25	Vahn Lackey	C/INF	JR	R/R	6'2"	215	Suwanee, GA. (Collins Hill HS)
26	Jamie Vicens	RHP	FR	R/R	6'5"	202	Atlanta, GA. (Marist School)
29	Mason Patel	RHP	GR	R/R	6'1"	208	Knoxville, TN Georgia State)
31	Justin Shadek	RHP	R-SO	R/R	6'6"	235	Kinnelon, N.J. (Rutgers)
32	Brett Barfield	LHP	SR	L/L	6'1"	215	Cumming, GA. (Florida State)
34	Drew Rogers	C/INF	SO	R/R	6'1"	220	Tempe, AZ (Hamilton HS)
35	Jake Lankie	RHP	R-SO	R/R	6'2"	191	Alpharetta, GA. (Georgia)
37	Dylan Loy	LHP	JR	L/L	6'0"	208	Pigeon Forge, Tenn. (Tennessee)
39	Tyler Neises	OF/INF	JR	L/R	6'3"	225	Dalton, GA. (Dalton HS)
41	Judson Hartwell	INF/OF	FR	R/R	6'3"	215	Watkinsville, Ga. (Prince Avenue Christian)
43	Dimitri Angelakos	RHP	R-FR	R/R	6'1"	214	Woodstock, GA. (Etowah HS)
49	Kayden Campbell	LHP	SR	R/L	6'1"	210	Cincinnati, OH (Louisville)
54	Riley Hasenstab	RHP	R-FR	R/R	6'2"	218	Duluth, GA. (Duluth HS)
55	Adam McKelvey	LHP	SO	L/L	6'4"	248	Roswell, GA. (Roswell HS)
99	Porter Buursema	RHP	JR	R/R	6'1"	200	Woodstock, GA. (Georgia Southern)

Coaching Staff

Head Coach — James Ramsey (1st Season)
Assistant Coach/Pitching/Recruiting Coord. — Matt Taylor (3rd Season)
Assistant Coach — Scott Stricklin (1st season)
Assistant Coach — Josh Schulman (2nd season)
Director of Pitching - Jason Richman (3rd Season)
Director of Operations - Trey Yunger (1st season)
Player Development Coach - Steve Tamborra (26th season)
Athletic Trainer - Paul Wolkoff (17th season)
Director of Sports Psychology - Dr. Jenny Kraska (2nd Season)

PRO-NUN-SEE-AY-SHUN GUIDE

MICHAEL DEE....."D"
 PARKER BROSIOUS.....BRO-ZHUS
 JARREN ADVINCULA.....AD-VINK-YOU-LA
 CADEN GAUDETTE.....GOD-DET
 NATHANAEL COUPET.....COO-PAY
 CADEN SPIVEY.....SPY-VEE
 VAHN LACKEY.....LIKE "VAUGHN"
 JAMIE VICENS.....VI-SENS
 JUSTIN SHADEK.....SHAD-ICK
 TYLER NEISES.....NICE-IS
 DIMITRI ANGELAKOS.....AN-GEL-LAH-KOS
 RILEY HASENSTAB.....HAAS-IN-STOB
 ADAM MCKELVEY.....MICK-KEL-VEE
 PORTER BUURSEMA.....BIR-SIM-AH
 JOSH SCHULMAN.....SHOOL-MAN

GEORGIA TECH®

RECRUITING SUCCESS

• Tech has now signed top-5 classes in four of the last seven years, top-10 classes in five of the last seven years, and six-straight top-20 Perfect Game recruiting classes, leading the Atlantic Coast Conference in all categories.

• The 2025 class was ranked No. 28 overall, due to only having nine commits. Although the average player grade came in at 6.44 - the 15th best in the nation.

• The class featured three signees that signed MLB contracts, notably Ryan Mitchell (2nd round pick by the Cardinals) and Ryan Hall (5th round pick by the Tigers)

• It also features **Cooper Underwood**, the No. 1 LHP from the state of Georgia and the 2025 Prep Baseball Georgia Player of the Year out of Allatoona HS. He turned down a 7 figure signing bonus from the Brewers after they selected him in the 12th round of the 2025 MLB Draft.

• Underwood was named the Sunday starter for this opening weekend series, becoming the first true freshman pitcher to start on opening weekend for the Yellow Jackets since Adam Finateri in 2022.

JACKETS FROM 2025 NO. 28 RECRUITING CLASS

Name	Hometown	Position	PG National Ranking
Michael Dee	Stone Mountain, Ga.	INF	---
Judson Hartwell	Watkinsville, Ga.	INF	317
Coleman Lewis	Lake Park, Ga.	OF	214
Dominic Stephenson	Marietta, Ga.	C/OF	152
Cooper Underwood	Acworth, Ga.	LHP	118
Jamie Vicens	Atlanta, Ga.	RHP	201
Charlie Willcox	Santa Rosa Beach, Fla.	RHP	73

• The 2024 freshman class was rated No. 2 in the nation and featured two players ranked in PG's National top-100: Drew Rogers (No. 23 prospect / No. 3 Catcher) and Alex Hernandez (No. 96 prospect / No. 8 3B).

JACKETS FROM 2024 NO. 2 RECRUITING CLASS

Name	Hometown	Position	PG National Ranking
Dimitri Angelakos	Woodstock, Ga.	RHP	---
Will Baker	Upper Coomera, Queensland, Australia	INF	---
Jackson Blakely	Thomaston, Ga.	RHP	---
Caleb Daniel	Cartersville, Ga.	UTL	187
Riley Hasenstab	Duluth, Ga.	RHP	---
Alex Hernandez	Cumming, Ga.	RHP/INF	96
Adam McKelvey	Roswell, Ga.	LHP	---
Drew Rogers	Tempe, Ariz.	C	23

JACKETS FROM 2023 NO. 5 RECRUITING CLASS

Name	Hometown	Position	PG National Ranking
Drew Burress	Houston County, Ga.	OF	18
Nathanael Coupet	Boynton Beach, Fla.	C	494
Carson Kerce	Marietta, Ga.	INF	334
Vahn Lackey	Suwanee, Ga.	C	---
Tate McKee	Kennesaw, Ga.	RHP	123
Tyler Neises	Dalton, Ga.	INF	---

JACKETS FROM 2022 NO. 3 RECRUITING CLASS

Name	Hometown	Position
Parker Brosius	Suwanee, Ga.	OF
Caden Gaudette	Alpharetta, Ga.	RHP
Carson Ballard	Alpharetta, Ga.	RHP

PRODUCTION FROM THE PORTAL

• Georgia Tech's lifeblood lies in high school recruiting but in modern college baseball, portal pickups have become a necessity and Tech has used it to collect key pieces of what the college baseball world believes is be a national championship caliber roster in 2026.

JACKETS FROM THE TRANSFER PORTAL

Name	Position	Year at Tech	Past School
Jarren Advincula	INF	1st	California
Brett Barfield	LHP	3rd	Florida St
Cade Brown	INF	1st	Georgia
Porter Buursema	RHP	2nd	Georgia Southern
Kayden Campbell	LHP	2nd	Louisville
Jake Lankie	RHP	2nd	Georgia
Dylan Loy	LHP	1st	Tennessee
Mason Patel	RHP	3rd	Georgia St
Kent Schmidt	INF	2nd	Georgia Southern
Justin Shadek	RHP	1st	Rutgers
Caden Spivey	RHP	2nd	Notre Dame
Ryan Zuckerman	INF	1st	Pitt

CARDIAC JACKETS

• Georgia Tech baseball has been in for exciting baseball since 2019, posting a 38-23 record in one-run games.

• Since 2002, Tech has posted a nearly 60-percent win percentage in one-run games (.586).

GT BASEBALL RECORD IN 1-RUN GAMES - SINCE 2002

Year	Record	Pct.
2025	7-4	.636
2024	4-3	.571
2023	4-6	.400
2022	6-3	.667
2021	8-4	.667
2020	2-2	.500
2019	10-5	.667
2018	4-5	.444
2017	3-9	.250
2016	8-5	.615
2015	9-3	.750
2014	8-10	.444
2013	8-6	.571
2012	9-7	.563
2011	5-5	.500
2010	5-2	.714
2009	7-3	.700
2008	9-4	.692
2007	5-5	.500
2006	9-6	.600
2005	9-9	.500
2004	10-5	.667
2003	7-4	.636
2002	10-3	.769
TOTAL	162-116	.583

RAMMER TIME - A NEW ERA OF TECH BASEBALL

• 2026 will be the first season for new Head Coach **James Ramsey** who has been serving as an assistant coach for the past seven seasons.

• Since Ramsey took over coaching the offense in 2019, Georgia Tech leads the ACC in batting average (.308), OPS (.918), OBP (.408), hits (3,961), doubles (796) and SAC Flies (208) and is second in runs (2,937), triples (84), home runs (547), RBI (2,709) and slugging (.510) with more to come in 2026.

• Ramsey takes over for the legendary head coach, and Hall of Famer, **Danny Hall**, who retired after his 32nd season in 2025 with the ninth-most wins in college baseball history - 1,452

• This is the first time Tech has had a new head coach since Hall took over in 1994, leading the Yellow Jackets to the College World Series final on the backs of three 1st round draft picks: Nomar Garciaparra, Jason Varitek and Jay Payton.

• This season, Ramsey takes over a team with similar expectations and possibly more 1st round picks. Drew Burress is considered the top outfielder in the upcoming draft along with Vahn Lackey, the top catcher in the class. Jarren Advincula and Alex Hernandez are both projected to be Top 50 prospects with the opportunity to play themselves into the 1st round with a strong 2026.

Returning Starters

• Georgia Tech baseball returns eight of the nine players from the starting lineup of the opening game of the Oxford Regional last season: CF Drew Burress, 1B Kent Schmidt, RF Alex Hernandez, C Vahn Lackey, LF Caleb Daniel, 3B Carson Kerce, 2B Will Baker and DH Drew Rogers.

• The Jackets return 11 hitters from last years team, returning 519 hits (82%), 119 doubles (80%), nine triples (75%) 72 home runs (77%) and 375 RBI (80%).

• They return the 2025 team-leaders in batting average (Kent Schmidt - .397), slugging pct. (Drew Burress - .693), on-base pct. (Drew Burress - .469), runs scored (Drew Burress - 77), hits (Vahn Lackey and Alex Hernandez - 77), RBI (Alex Hernandez - 69), doubles (Drew Burress - 23) and home runs (Drew Burress - 19)

• Alex Hernandez was named 2025 ACC Freshman of the Year, giving Tech back-to-back ACC Freshman of the Year after Drew Burress took home the award in 2024. Georgia Tech was already the only program in conference history to win the award in back-to-back seasons after doing so in 1991 (Jason Varitek) and 1992 (Nomar Garciaparra) - now having done so twice.

• Hernandez became the 7th Yellow Jacket to win Freshman of the Year, joining GT legends Drew Burress (2024), Matt Wieters (2005), Micah Owings (2003), Mark Teixeira (1999), Nomar Garciaparra (1992), and Jason Varitek (1991).

• He earned the award after setting a Georgia Tech freshman record with 69 RBI.

• Georgia Tech is now tied with North Carolina for the most freshman of the year awards in ACC history. Since the conference first began awarding them back in 1991, GT and UNC are the only programs with more than five.

• Burress earned his ACC FOTY award and the National Freshman of the Year honor after slugging .821 in 2024- the highest single season slugging percentage in program history, with a minimum of 200 at bats. It was the 4th highest slugging percentage in a single season by a Yellow Jacket, the best since 1926 and the first .800+ slugging season in 45 years (Tommy Thompson (.811) – 1979).

HIGHEST SLUG % - SINGLE SEASON - GT HISTORY

Name	TB-AB	Slugging %	Season
1. Tom Angley	93-100	.930	1926
2. Bobby Reeves	97-109	.890	1926
3. Doug Wycoff	81-98	.827	1926
4. Drew Burress	179-218	.821	2024
5. Tom Angley	68-83	.819	1925
6. Tommy Thompson	103-127	.811	1979
7. Jason Varitek	182-228	.798	1993
8. Nomar Garciaparra	213-274	.777	1994
9. Mark Teixeira	186-241	.772	2000
10. Riccardo Ingram	179-237	.755	1987

• The Jackets lineup, lauded by D1 Baseball's Aaron Fitt as "the best position player group...and it's not even close," returns All-Americans Drew Burress and Alex Hernandez, Freshman All-American Caleb Daniel and Buster Posey Award semifinalist Vahn Lackey.

• Tech led the nation in doubles last season (149) and return 119 of those to the lineup this year, while adding in Jarren Advincula (17) & Ryan Zuckerman (16).

2025 NATIONAL RANKINGS - DOUBLES

Rank	Team	Conference	Doubles
1.	Georgia Tech	ACC	149
1.	Arizona State	Big 12	149
1.	High Point	Big South	149
4.	New Mexico	Mountain West	148
4.	Murray St.	Missouri Valley	148
6.	Austin Peay	ASUN	141
7.	USC Upstate	Big South	140
8.	Arizona	Big 12	137
9.	California Poly	Big West	136
9.	LSU	SEC	136

• GT fell just 15 doubles shy of the program record, tying for the 5th most ever hit in a single season - most since 2006, the most recent CWS season.

• The Jackets were the only Power 4 team with three players at 20+ doubles last year: Burress (23), Lodise (20) & Carson Kerce (20)

• Tech also returns 60 % of its innings pitched from 2025, including Friday night starter Tate McKee and National Stopper of the Year Finalist/NCBWA All-American, Mason Patel.

• The Jackets pitching staff delivered a 9.37 K/9 rate last season, the third highest in program history.

2025 REGULAR SEASON ACC CHAMPIONS

• The Yellow Jackets won their 10th ACC regular season championship with an ACC leading 19 wins in conference play.

• It was the first outright Atlantic Coast Conference regular-season championship in 20 years: 1987, 1993, 1997, 2000, 2004, 2005, 2011 and now 2025 (Divisional titles in 2019 and 2021).

• In true #CardiacJackets form, the team clinched the regular season title on the final day of conference play, with an 8-2 victory at Duke in which Drew Burress went 4-for-4 in the win, reaching base five times with a single, two doubles, a home run and a hit-by-pitch for his 5th-career four-hit game and his second of the weekend.

• Tech finished the 2025 season with a 41-19 record, the best winning percentage since 2019.

• GT pitching held opponents to 8.84 hits-per-nine innings this year, the lowest mark in over a decade (8.43 in 2014).

• The Jackets finished with a 13-7 record on the road (.650 winning %) – tied for the best road record since 2011 (14-3) and the 5th-best road record with at least 20 games played in program history.

• Vahn Lackey was named a semifinalist for the Buster Posey National Collegiate Catcher of the Year award. Georgia Tech is one of three programs with multiple Buster Posey Award winners (Kevin Parada in 2022 and Joey Bart in 2018), alongside Florida State and Southern California.

• Mason Patel became the first finalist for the National Stopper of the Year award in program history, after becoming the first Yellow Jacket in program history to win 11 games without making a single start. His 11 wins last year was the 13th-most in a single season in GT history, most since Kyle Bakker posted 13 wins in 2002.

THE JACKETS RAKE WITH RAMSEY

• Since Ramsey took over coaching the offense in 2019, Georgia Tech leads the ACC in batting average (.308), OPS (.918), OBP (.408), hits (3,961), doubles (796) and SAC Flies (208) and is second in runs (2,937), triples (84), home runs (547), RBI (2,709) and slugging (.510) with more to come in 2026.

• In 2025, the Georgia Tech offense led the nation in multiple categories and was the class of the ACC - one of the nations most difficult conferences.

GEORGIA TECH — 2025 NAT'L/ACC RANKS

Category	No.	D1 Rank	ACC Rank
Doubles	149	1st	1st
SAC Flies	40	1st	1st
Doubles per game	2.48	7th	1st
Slugging %	.540	11th	2nd
Batting Average	.315	12th	1st
Runs	506	22nd	4th
Hits	632	25th	3rd
Scoring	8.4	26th	2nd
On-Base %	.416	28th	3rd
Home Runs	93	30th	4th

GEORGIA TECH — 2024 NAT'L/ACC RANKS

Category	No.	D1 Rank	ACC Rank
Base on Balls	360	10th	3rd
On-Base Percentage	.420	17th	2nd
Batting Average	.305	29th	6th
Slugging Percentage	.516	30th	7th

GEORGIA TECH — 2023 FINAL NAT'L/ACC RANKS

Category	No.	D1 Rank	ACC Rank
Doubles/Game	2.49	3rd	2nd
Average	.323	4th	2nd
Doubles	142	10th	2nd
Slugging percentage	.538	11th	1st
On-base percentage	.416	15th	3rd

GEORGIA TECH — 2022 FINAL NAT'L/ACC RANKS

Category	No.	D1 Rank	ACC Rank
Runs per game	9.4	3rd	1st
Average	.327	1st	1st
On-base percentage	.419	6th	2nd
Slugging percentage	.551	5th	2nd
Home runs	115	10th	3rd

GEORGIA TECH — 2021 FINAL NAT'L/ACC RANKS

Category	No.	D1 Rank	ACC Rank
Doubles	127	8th	1st
Hits	566	25th	2nd
Home Runs	73	27th	5th

GEORGIA TECH — 2020 FINAL NAT'L/ACC RANKS

Category	No.	D1 Rank	ACC Rank
SAC Flies	14	3rd	1st
Doubles	35	28th	7th

* 2020 season cut short after 16 games

GEORGIA TECH — 2019 FINAL NAT'L/ACC RANKS

Category	No.	D1 Rank	ACC Rank
SAC Flies	41	4th	1st
Walks	357	7th	3rd
Batting Average	.297	22nd	1st
On-Base %	.406	11th	1st
Runs	464	16th	3rd
Scoring	7.5	16th	3rd
Hits	635	17th	2nd
Slugging %	.459	27th	3rd

STREAKS

- The Jackets carry over a number of hitting and on-base streaks into 2026

Active Hitting Streaks - GT Baseball

Name	Hit Streak	Since	Longest
Alex Hernandez	3 games	May 30, 2025	10
Vahn Lackey	2 games	May 31, 2025	8

Active On-Base Streaks - GT Baseball

Name	On Base Streak	Since	Longest
Kent Schmidt	17 games	April 27, 2025	22
Vahn Lackey	10 games	May 11, 2025	27
Drew Rogers	9 games	May 11, 2025	Same
Drew Burress	8 games	May 15, 2025	56
Caleb Daniel	6 games	May 17, 2025	17
Carson Kerce	3 games	May 30, 2025	20
Alex Hernandez	3 games	May 30, 2025	17

- Drew Burress held a 56 game on-base streak from April 28, 2024 - April 19, 2025 - the 5th longest on-base streak in program history, and the longest since 2007.

Longest On-Base Streaks - GT Baseball History

Name	Started	Ended	Streak
Danny Payne	2006	2007	80
Scott Jordan	1984	1985	79
Jason Varitek	1993	1994	65
Mark Teixeira	2000	2001	58
Richard Lewis	2000	2001	56
Drew Burress	April 28, 2024	April 19, 2025	56

Opening Weekend Success

- The Yellow Jackets have enjoyed plenty of success on opening weekend over recent seasons, sweeping each of the last four opening series (2022-2025) and winning at least two of three games on opening weekend in each of the last seven years (2019-2025).

- Georgia Tech has won each of its last 12 Opening Days dating back to 2012.

- In 2025, the Yellow Jackets swept Old Dominion: 3-2, 7-3 and 7-4.

- Pitching was the name of the game on Opening Day, as Tate McKee, Carson Ballard and Jaylen Paden (signed into the Braves organization after the 2025 season) combined for just two runs allowed - the fewest runs allowed on Opening Day since Tech shut out St. Peters (6-0) to start the 2020 season.

- Game two saw the emergence of the #CardiacJackets as Drew Burress launched a walk-off grand slam to polish off a seven-run 9th inning, erasing a 3-0 deficit for the four-run victory. It was the most runs scored in a ninth inning in a decade - most since scoring eight in a win over FIU (Feb. 21, 2015).

- The series finale featured Georgia Tech debuts for Porter Buursema, Kayden Campbell and Alex Hernandez on the mound. Those three followed 4.0 innings from Riley Stanford (drafted by the Rays in the 16th round of the 2025 MLB draft).

- The pitching staff allowed nine runs over the course of the series, a 10-run improvement after averaging 19 runs allowed over the previous three opening series sweeps (14 RA in 2024, 24 RA in 2023 and 19 RA in 2022).

- In 2024, The Jackets swept Radford 21-8, 7-3 and 6-3 behind three home runs from then-freshman Drew Burress.

- Tech scored 21 runs on Opening Day of 2024, the most in program history. Doing so by launching seven home runs

- Current Director of Operations, Trey Yunger, hit an inside the park home run in that 21-run outburst, leading to a six RBI day.

- Vahn Lackey hit a home run in his first-career plate appearance in that game - just the fifth Yellow Jacket to do so since 2015.

- Drew Burress batted leadoff in that game, the first true-freshman to leadoff a season for Tech since Kyle Wren in 2011.

- Back in 2023, Georgia Tech swept Miami (Ohio) on Opening Weekend: 15-12, 5-4 and 16-8.

- The Jackets set a program record for the most triples in a single game, when they connected for four on Opening Day of 2023.

- The 36 runs scored over the course of that series is the most Tech has scored over its current opening series sweep streak

- In 2022, Tech began its streak with a sweep over Wright State: 9-8, 16-5 and 9-6.

- The offense hit .365 over the course of the weekend, helping the Jackets start 3-0 for the first time in four years.

- The most runs Tech has ever scored in its first three games came in 1975, when the Jackets went off for 77 runs, including a 41-0 victory over Earlham College, still the Division I record for largest margin of victory: 14-7 vs. Marietta (Ohio), 22-7 vs. Earlham and 41-0 vs. Earlham.

- The most runs that GT has scored in an Opening Weekend series against the same opponent came in 2010, when Tech went off for 37 runs in a sweep over Missouri State.

The Matt Taylor Effect

- 2026 will be the third year on The Flats for pitching coach Matt Taylor and Director of Pitching Jason Richman.

- Last season, the Tech pitching staff improved in just about every statistical category and with 60% of the innings pitched returning for 2026 infused by a very well regarded freshman and transfer class. The Jackets are hoping to be even stingier on the mound this year.

- GT pitching finished with a 4.91 team ERA, its lowest in six years (2019 - 4.46) and 4th lowest in the ACC.

- It was the first time Tech has been in the Top 5 of the conference in ERA since 2011.

- The Jackets struck out 527 opposing hitters this past season and have struck out at least 500 in every season since the pandemic shortened 2020 campaign - one of only four ACC programs to have done so (also FSU, Duke and UNC).

- The Jackets improved their ERA by 1.57 runs from 2024 to 2025, the third largest improvement among Power 4 programs and the largest improvement by any Power 4 team in a Regional.

Stat	2025	2024	Change	'14-'24 avg.	Change
ERA	4.91	6.48	1.57	5.45	0.54
H/9	8.84	9.99	1.15	9.70	0.86
BAA	.259	.283	.024	.278	.019
WHIP	1.47	1.61	.14	1.57	.10
K/9	9.37	9.2	.17	8.35	1.02
BB/9	4.38	4.49	.11	4.43	.05
K/BB	2.14	2.06	0.08	1.94	.20

- Prior to joining the Yellow Jackets, Taylor was the minor league pitching coordinator for the Atlanta Braves after three seasons as the pitching coach at Georgia State.

JACKETS IN THE POLLS

WEEK	BA	USA	NCBWA	D1	PG
Preseason	4	4	4	5	2

BA = Baseball America, USA = USA Today, NCBWA = NCBWA, D1 = D1Baseball.com, PG = Perfect Game N/A = poll not out before release of notes rv = receiving votes

The Yellow Jackets were the highest ranked team in the conference across four different national preseason top-25 polls: No. 2 (Perfect Game), No. 4 (Baseball America), No. 4 (USA Today Coaches Poll) and No. 5 (D1 Baseball).

The No. 2 preseason ranking is the fourth highest in program history and the highest since 2003 (BA), 2001 and 1994 when the Jackets were preseason No. 1.

Tech earned its highest preseason ranking from Baseball America since 2006 (the last time GT reached the College World Series)

The No. 4 ranking from the Coaches Poll was the highest in that poll since Tech was ranked preseason No. 2 in 2003.

The No. 5 ranking from D1 Baseball was the best Tech has received since the publication began doing preseason rankings in 2014.

The Yellow Jackets are officially a consensus Top 5 team headed into the season. It is the first time Tech has been consensus Top 5 at any time since 2006, the last time the Jackets went to the College World Series.

It is the first time GT is a consensus Top 5 team in the preseason since 2003, 23 years ago.

"It's great to see us ranked so highly to start the season," head coach James Ramsey said. "It's a reflection of all the hard work that our players and staff have been putting in since the end of last season both in recruiting new players and continuing to develop the talent that helped us to an ACC Championship last year. We're all excited to get to work and put a product on the field that Georgia Tech can rally behind and be proud of. We know our fanbase is ready for championship level baseball on The Flats and our team couldn't be more excited to play this season in front of them."

MISCELLANEOUS**D1 BASEBALL POSITION RANKINGS**

- Georgia Tech was all over D1 Baseball's annual preseason player rankings. The publication ranked their top 50 players of each position, the top 150 outfielders, top 200 starting pitchers and top 100 relievers.
- Tech was represented on every list including being the the only program in the nation with six position players listed in among the top 15 and the only program with eight position players in the top 50 of their respective position group.

Player	Position	Rank	ACC Rank
Drew Burress	Outfield	1st	1st
Vahn Lackey	Catcher	2nd	1st
Jarren Advincula	2nd Base	2nd	1st
Alex Hernandez	Outfield	11th	5th
Kent Schmidt	1st Base	13th	4th
Carson Kerce	Shortstop	15th	4th
Ryan Zuckerman	3rd Base	28th	4th
Caleb Daniel	Outfield	41st	11th
Tate McKee	Starting Pitcher	55th	12th
Mason Patel	Starting Pitcher	61st	15th
Justin Shadek	Relief Pitcher	85th	18th
Charlie Willcox	Starting Pitcher	155th	32nd

- Georgia Tech and TCU are the only programs in the nation with three outfielders listed in the Top 50 of these rankings.
- Tech and LSU are the only programs to have a representative from each infield position listed among the Top 30.
- Tech leads the nation with eight players listed among the top 50 in their position, one more than the next closest programs (LSU and TCU) and two more than the next closest ACC rival (North Carolina and Louisville).
- Charlie Willcox was one of four freshman pitchers to earn a spot in the Top 200 for starting pitchers, coming in at No. 155.
- Willcox was also named as the fourth-best freshman in the ACC by D1 Baseball heading into this season.

Jim Poole Number - Carson Ballard

Georgia Tech baseball continues the legacy of former Yellow Jacket standout and Major League Baseball relief pitcher Jim Poole, who passed away from ALS in October of 2023, by designating a student-athlete each year to wear his No. 21 jersey. The student-athlete selected must exemplify Poole's characteristics both on and off the field.

This year, r-junior RHP Carson Ballard (Alpharetta, Ga./ Wesleyan HS) becomes the fourth Yellow Jacket to earn the honor, continuing the tradition begun by Jack Rubenstein in 2023, Ben King in 2024 and John Giesler last season.

"Carson Ballard is the epitome of what it means to be a student-athlete at Georgia Tech," head coach James Ramsey said. "He has been a mainstay on the ACC Academic Honor Roll as both a Biomedical Engineering major and a trusted arm for us over his three years with our program. He embodies the kind of dedication and love for Georgia Tech, both in the classroom and on the mound, that made Jim Poole such a beloved Tech Man. He has heard Jim's legacy preached since he stepped on campus. Not only about what a great pitcher he was and the incredible MLB career he enjoyed, but the husband, father, coach and advisor that Jim was and the life after baseball that he earned through the hard work that he put in while in White & Gold. That work ethic is perfectly reflected in Carson. Beginning as a walk-on and working his way to becoming a focal point of our 2025 ACC regular season championship roster and now, becoming a scholarship player on a 2026 team that has hopes of being one of the very best to represent this incredible Institution. The No. 21 has a deserved venerable legacy here and Carson is the perfect player, leader and engineer to continue this tradition into 2026."

Ballard will wear No. 21, having shown a longstanding

commitment to Poole's ideals – self-determination, a strong academic work ethic, and high moral fiber on and off the field. He is a three-time member of the ACC Academic Honor Roll, a two-time Academic All-ACC honoree and a member of the 2024 CSC Academic All-District Team. He is currently pursuing a degree in Biomedical Engineering.

On the diamond, Ballard is entering his fourth season as one of the more reliable arms on the Tech pitching staff that has shown dramatic improvements from his freshman season to now. He has made 30 appearances including seven starts over his two years on the active roster, collecting three wins and a 5.07 ERA, with 64 strikeouts over 71.0 innings pitched. He was leaned on most when the lights were brightest, pitching a team-high 14.2 innings against SEC competition last year and delivering 13 strikeouts and a .226 opponent's batting average over those appearances with a 4.30 ERA. He introduced a knuckleball into his arsenal last season, throwing it with great effect down the stretch, including heavily relying on it during his 4.0 innings of work in an elimination game at the Oxford Regional.

"It's an incredible honor and privilege to wear No. 21 this year," Ballard said. "I hear all the time about the legacy Jim Poole left behind at Tech. Not just as a player, but as a person who impacted so many people on and off the field. He's someone I strive to be more like every day. I'll do everything I can to honor him and his family and to wear his number with pride."

ABOUT JIM POOLE

Poole arrived on The Flats in 1985 and had an immediate impact, as Georgia Tech baseball would win the first of four-straight ACC Tournament Championships. During his four years, he pitched in 120 games and struck out 263 batters in 188 innings. He still ranks first in the Tech record book with 22 career saves, including 10 as a junior and nine as a senior. He was named all-ACC his last two seasons. Poole would be enshrined into the Georgia Tech Sports Hall of Fame just nine years later in 1997.

A stellar worker in the classroom, Poole elected not to turn professional after being selected in the 34th round of the 1987 MLB Draft by the LA Dodgers, and returned to Georgia Tech for his senior year, recording a 2.03 ERA and 113 strikeouts in only 71 innings. Once again, the LA Dodgers would call his name in the 1988 MLB Draft, this time taking him in the ninth round. He would return to graduate from the Institute with a degree in electrical engineering in 1990.

Poole played 11 years in the major leagues, predominantly with the Baltimore Orioles, Cleveland Indians, and San Francisco Giants. In 431 games played, he finished with 22 victories and a 4.31 ERA, as well as 256 strikeouts and four saves. He helped pitch Cleveland to two American League Championship Series (1995, 1998), making it to the 1995 World Series where he would face the Atlanta Braves.

Following his retirement at the end of the 2000 season, Poole returned to Georgia Tech to join the Alexander-Tharpe Fund as a fundraiser and supporter of the baseball program. He then began serving as the pitching coach at Johns Creek High School in 2010, teaching many young men about pitching mechanics, while also conveying his personal pitching philosophy.

He later joined the business world as a Personal Wealth Advisor for the Baseball Division of BIP Wealth.

After being diagnosed with ALS in 2021, Poole worked tirelessly to raise awareness for the disease. In addition to serving on MLB ALS boards, he also worked with Georgia Tech, who together hosted an ALS Awareness Day during the 2022 baseball season, with Tech wearing Jim Poole shirts and both teams wearing honorary wristbands. Professional players also wore the shirt. Tech later designated the number 21 each year to be worn by a student-athlete who exemplify Poole's ideals – self-determination, a strong academic work ethic, and high moral fiber on and off the field.

GAME-WINNING PLAYS

Game-winning plays are ones that give Tech the lead or break a tie en route to win

Game	Play	Inning	Final

italics indicates Walk-Off hit

GAME-WINNING RBI LEADERS

Player	2026	Career at GT
Drew Burress		12
Alex Hernandez		5
Parker Brosius		5
Carson Kerce		5
Kent Schmidt		4
Caleb Daniel		3
Will Baker		3
Vahn Lackey		2
Tyler Neises		1

CAREER WALK-OFF HITS

Player (Date)	Play	Inning	Final
Parker Brosius (3/8/24 vs. YSU)	2-RBI double	8th	15-5
Parker Brosius (4/2/24 vs. Presbyterian)	RBI bunt single	7th	9-8
Drew Burress (2/15/25 vs. ODU)	Grand Slam	9th	7-3
Alex Hernandez (3/2/25 vs. WMU)	2-run HR	7th	13-3
Drew Burress (4/12/25 vs. Cal)	RB Single	8th	15-5
Kent Schmidt (4/27/25 vs. UVA)	Solo HR	10th	7-7

MISCELLANEOUS

ATOP THE CONFERENCE

- Georgia Tech baseball ranks among the most prolific winners in ACC history.

MOST ACC TOURNAMENT TITLES, SINCE 2000

	Titles	Years
Florida State	6	2002, 2004, 2010, 2015, 2017, 2018
Georgia Tech	5	2000, 2003, 2005, 2012, 2014
North Carolina	5	2007, 2013, 2019, 2022, 2025
Clemson	3	2006, 2016, 2023
Duke	2	2021, 2024
Virginia	2	2009, 2011

MOST ACC REGULAR-SEASON, DIVISIONAL TITLES SINCE 1994

	Titles	Regular-Season Years (Divisional)
Florida State	14	1996, 1998, 1999, 2001, 2002, 2003 (2007, 2008, 2009, 2010*, 2011, 2012, 2013, 2014)
Georgia Tech	8	1997, 2000, 2004, 2005 (2011, 2019, 2021), 2025
North Carolina	8	(2006, 2007, 2009, 2012, 2013, 2017, 2018, 2024)
Clemson	6	1994, 1995 (2006, 2010*, 2018, 2024)
Louisville	5	(2015, 2016, 2017, 2019, 2022)
Miami	4	(2008, 2014, 2015, 2016)

GEORGIA TECH'S MOST COMMON OPPONENTS

	Games	First Meeting	Series Record
Georgia	390	1898	UGA leads 220-168-2
Auburn	248	1897	AU leads 130-113-5
Clemson	246	1902	CU leads 124-119-3
Mercer	178	1897	GT leads 120-58
North Carolina	158	1901	GT leads 83-75
Virginia	153	1924	GT leads 81-70-2
Ga. Southern	143	1947	GT leads 111-32
NC State	143	1921	GT leads 81-62
Duke	142	1903	GT leads 101-41
Wake Forest	123	1898	GT leads 76-46-1

- The Jackets will face nine of their top 10 most common opponents again in 2026 but will not play Virginia in the regular season.

- Tech extended its winning streak against Georgia Southern to seven games in a row, dating back to 2022, with an 8-5 win in Atlanta on May. 6, 2025 - featuring three RBI each from freshmen **Alex Hernandez** and **Will Baker** and a solo home run from **Carson Kerce**

- GT set a new record when it hung 21-runs on Mercer - the most in the 177 game history of the series

- The Jackets will travel to Berkely for the first time ever this season. They are looking for more California magic after becoming the first team from east of the Rocky Mountains to sweep a three-game series, at Stanford, in the history of Stanford baseball (since 1892) last season.



2026 ACC PRESEASON POLL

1. Georgia Tech (7)	237
2. North Carolina (6)	236
3. Florida State (1)	221
4. Louisville	196
5. Clemson (2)	185
6. NC State	169
7. Virginia	165
8. Miami	159
9. Wake Forest	145
10. Stanford	99
11. Virginia Tech	89
12. Notre Dame	87
13. Duke	67
14 Pitt	45
15. California	41
16. Boston College	35

Georgia Tech was named 2026 Atlantic Coast Conference Baseball preseason favorites by the league's 16 head coaches for the first time since 2004.

This announcement was expected after the Yellow Jackets were the highest ranked team in the conference across four different national preseason top-25 polls: No. 2 (Perfect Game), No. 4 (Baseball America), No. 4 (USA Today Coaches Poll) and No. 5 (D1 Baseball).

The No. 2 preseason ranking is the fourth highest in program history and the highest since 2003, 2001 and 1994 when the Jackets were preseason No. 1. Tech earned its highest preseason ranking from Baseball America since 2006 and the No. 5 ranking from D1 Baseball was the best Tech has received since the publication began doing preseason rankings in 2014.

The Jackets boast three preseason 1st Team All-Americans, the most from any GT team since the turn of the century, in CF Drew Burress, C Vahn Lackey and RHP Mason Patel and are tied for the most preseason All-Americans in the nation headed into the season (five), also 2B Jarren Advincula and UTL Alex Hernandez.

This is the highest preseason coaches poll ranking since being favored to win the Coastal Division in 2022, although the Jackets were not favored to win the conference, finishing behind Florida State.

2026 PRESEASON HONORS

DREW BURRESS

Preseason 1st Team All-American (Perfect Game)
 Preseason 1st Team All-American (D1 Baseball)
 Preseason 1st Team All-American (Baseball America)
 Preseason 1st Team All-American (NCBWA)
 Golden Spikes Award (Watch List)
 Preseason ACC Player of the Year (D1 Baseball)
 Preseason ACC Player of the Year (Baseball America)
 No. 1 Outfielder in College Baseball (D1 Baseball)

VAHN LACKEY

Preseason 1st Team All-American (Perfect Game)
 Preseason 2nd Team All-American (D1 Baseball)
 Preseason 2nd Team All-American (Baseball America)
 Preseason 2nd Team All-American (NCBWA)
 Golden Spikes Award (Watch List)
 Buster Posey Award (Watch List)
 No. 2 Catcher in College Baseball (D1 Baseball)

JARREN ADVINCULA

Preseason 2nd Team All-American (Perfect Game)
 Preseason 2nd Team All-American (D1 Baseball)
 Preseason 2nd Team All-American (Baseball America)
 Preseason 2nd Team All-American (NCBWA)
 Golden Spikes Award (Watch List)
 No. 2 2nd Baseman in College Baseball (D1 Baseball)

ALEX HERNANDEZ

Preseason 3rd Team All-American (Perfect Game)
 Preseason 3rd Team All-American (NCBWA)
 No. 11 Outfielder in College Baseball (D1 Baseball)

MASON PATEL

Preseason 1st Team All-American (NCBWA)
 No. 61 Starting Pitcher in College Baseball (D1 Baseball)

2025 MLB #PROJACKETS

Joey Bart, C	Pirates
Justyn-Henry Malloy, OF	Rays
Brant Hurter, RHP	Tigers
Kyle McCann, C	Athletics
Connor Thomas, LHP	Brewers
Kristian Campbell, INF	Red Sox
Chandler Simpson, OF	Rays
Zach Maxwell, RHP	Reds

LET'S BRAG ABOUT BURRESS

"The definition of a college baseball superstar. On the same tier as Adley Rutschman and Dylan Crews. One of the great, no-brainer superstar players that will have that kind of transcendent career."

– Aaron Fitt, D1Baseball

- Burress hit 25 home runs his freshman season, one shy of the Georgia Tech program record (set by Kevin Parada in 2022) and two shy of the NCAA freshman home run record set by Tommy White (NC State) in 2022 as well. He hit 26 homers in 2024 but one was not official, since the game was called off for rain before enough innings were played.

- His freshman year, Burress became the 1st Yellow Jacket to ever slug over .800 with at least 200 at bats. His .821 slugging percentage led all Division I freshman and was 6th overall among those with 200+ ABs.

"What Burress lacks in size, he makes up for with impact on both sides of the ball." It's explosive bat speed from the right side of the plate with an affinity for hammering fastballs routinely.

– Tyler Jennings, Just Baseball

- Not only did Burress turn heads with his bat but he also set the Georgia Tech record for the most assists by an outfielder in a single season, gunning down 10 runners from his spot in center field in 2024

- In 2025, he was the only player from a Power 4 conference with at least 60 RBI (62), 20 doubles (23), 50 walks (53), 15 HR (19) and 70 runs (77).

- Last season, he led the ACC in extra base hits (43) and doubles (23) while finishing 2nd in the conference in home runs (19) and runs (77).

"Few hitters in the country combine his level of consistency with true, game-changing power... He is the best statistical producer returning to college baseball right now. Period."

– Jacob Rudner, Baseball America

- He became the fastest Yellow Jacket in program history to reach 30 career home runs – doing so in just 73 games, a full 20 games faster than the previous record holder, Kevin Parada and faster than legendary Tech sluggers such as Jason Varitek, Mark Teixeira and Nomar Garciaparra.

- Burress was named a semifinalist for both the Dick Howser Trophy and the USA Baseball Golden Spikes Award for the second year in a row. One of only two players in the nation to do so (also FSU's Jamie Arnold).

- This season, Burress becomes the first Yellow Jacket to ever wear a "C" on his jersey as the team's permanent captain.

"From Day 1, you never thought he was a freshman. He's a very mature kid. He doesn't mix any words about it. He wants to be a first-round pick. He wants to be the best player in the country. That's what drives him. That's his passion. He is one of those guys that makes everybody around him better. Every day."

– Danny Hall, ABCA Hall of Famer**GEORGIA TECH'S TRIPLE CROWN WINNERS**

Year	Player	HR	RBI	AVG
1958	Earl Moore	4	15	.287
1959	Roger Kaiser	4	32	.373
1960	George Inman	7	24	.360
1968	Ted Tomasovich	5	38	.381
1975	Frank Turner	2	30	.376
1991	Andy Bruce	22*	96*	.345
1992	Jason Varitek*	11	52	.406*
1993	Jason Varitek	22*	72	.404
1994	Jay Payton	20	102*	.434*
1997	Mark Fischer	24*	98	.354
1999	Mark Teixeira	13	65	.387
2016	Matt Gonzalez	11	54	.378
2024	Drew Burress	25	67	.381

* denotes is/was school record

italics indicates member of College Baseball Hall of Fame

ACTIVE NCAA D1 CAREER SLUGGING % LEADERS

Rank	Player	School	Class	Slug %
1	Drew Burress	Georgia Tech	Jr.	.756
2	Jordy Oriach	Georgia	Jr.	.748
3	Andrey Martinez	Bethun-Cookman	Sr.	.725
4	Daniel Cuwet	Miami (Fla.)	Jr.	.722
5	Carson Tinney	Texas	Jr.	.687
6	Nate Savoie	Clemson	So.	.675
7	Michael DiMartini	Duke	Jr.	.672
7	Cider Canon	Duke	Jr.	.672
9	Brady Ballinger	Kansas	Jr.	.670
10	Myles Bailey	Florida St	So.	.663

* minimum of 200 career ABs


MOST CAREER HOME RUNS - GT HISTORY

Rank	Player	HRs	Years
1.	Jason Varitek	57	1991-94
2.	J.J. Thomas	56	1995-97
3.	Tony Plagman	55	2007-10
4.	Andy Bruce	52	1988-91
5.	Kyle McCann	47	2017-19
	Luke Murton	47	2006-09
	Matt Skole	47	2009-11
8.	K.G. White	46	1985-88
9.	Drew Burress	44	2024-
10.	Billy Parham	42	1995-97
	Mark Fischer	42	1995-97

* minimum of 200 career ABs

RECORD BREAKDOWN

	ACC	Overall
Overall	0-0	0-0
Home	0-0	0-0
Road	0-0	0-0
Neutral	0-0	0-0
Day Games	0-0	0-0
Night Games (6 p.m. or later)	0-0	0-0
Yellow Jackets Score First	0-0	0-0
Opponent Scores First	0-0	0-0
Yellow Jackets Score in 1st inning	0-0	0-0
Walk-off Victories	0-0	0-0
As a Ranked Team (All Polls)	0-0	0-0
Vs. Ranked Team (All Polls)	0-0	0-0
Vs. LHP (starter)	0-0	0-0
Vs. RHP (starter)	0-0	0-0
Yellow Jacket Starter 6+ IP	0-0	0-0
Yellow Jacket Starter 7+ IP	0-0	0-0
Yellow Jacket Starter 8+ IP	0-0	0-0
Hitting A Home Run	0-0	0-0
Not Hitting A Home Run	0-0	0-0
Out Hit Opponent	0-0	0-0
Get Out Hit By Opponent	0-0	0-0
Equal Number of Hits	0-0	0-0
February	0-0	0-0
March	0-0	0-0
April	0-0	0-0
May	0-0	0-0
June	0-0	0-0
Monday	0-0	0-0
Tuesday	0-0	0-0
Wednesday	0-0	0-0
Thursday	0-0	0-0
Friday	0-0	0-0
Saturday	0-0	0-0
Sunday	0-0	0-0
One-Run Games	0-0	0-0
Two-Run Games	0-0	0-0
Three-Run Games	0-0	0-0
Four+ Run Games	0-0	0-0
Leading After 6	0-0	0-0
Trailing After 6	0-0	0-0
Tied After 6	0-0	0-0
Leading After 7	0-0	0-0
Trailing After 7	0-0	0-0
Tied After 7	0-0	0-0
Leading After 8	0-0	0-0
Trailing After 8	0-0	0-0
Tied After 8	0-0	0-0
Shutouts	0-0	0-0
Extra Innings	0-0	0-0
Score 0-5 Runs	0-0	0-0
Score 6-9 Runs	0-0	0-0
Score 10+ Runs	0-0	0-0
Allow 0-5 Runs	0-0	0-0
Allow 6+ Runs	0-0	0-0
Commit 0 Errors	0-0	0-0
Commit 1 Error	0-0	0-0
Commit 2+ Errors	0-0	0-0

**A NEW ERA OF TECH BASEBALL**

- **James Ramsey** became the 13th Head Coach in Georgia Tech baseball history this past summer, taking over for the legendary Danny Hall, who retired at the end of his 32nd season on The Flats.
- This is Ramsey's first season as head coach but his 8th year at Georgia Tech, after being associate head coach and recruiting coordinator for the past five seasons and an assistant coach for the two years prior to that.
- He has signed four Top 5 ranked recruiting classes and coached 22 All-ACC, 7 All-American, 5 Freshman All-American, 5 All-ACC, 2 ACC Freshmen of the Year hitters including one National Freshman of the Year (Drew Burress).
- He has coached 17 draft picks on the offensive side and three semifinalists for both the Golden Spikes Award (Kevin Parada, Drew Burress and Kyle Lodise) and the Dick Howser Award (Kyle McCann, Kevin Parada and Drew Burress).
- Ramsey is the first ACC Player of the Year to ever become an ACC Head Coach
- He was an ABCA National Player of the Year at Florida State, where he led his team to the College World Series twice - 2010 & 2012

STOP...RAMMER TIME

- Since Ramsey took over the Georgia Tech offense in 2019, the Yellow Jackets have been among the very best in the vaunted Atlantic Coast Conference.

	GT (2019-2025)	ACC Rank
Batting Average	.308	1st
On-base+Slugging	.918	1st
On-Base %	.408	1st
Hits	3,961	1st
Doubles	796	1st
SAC Flies	208	1st
Runs Scored	2,937	2nd
Triples	84	2nd
Home Runs	547	2nd
RBI	2,709	2nd
Slugging %	.510	2nd

- Georgia Tech is one of 10 programs across Division I to be led by a first-year head coach in 2026 - a total of 11 coaches since UMass is using co-head coaches.
- Ramsey is one of three Power 4 head coaches in their first year, along with Josh Elander at Tennessee and Corey Muscara at Duke.

1st Year Tech Skippers

	1st Season Record	Conference Record
Coach Todd (1900-01)	3-4 (.428)	N/A
Sammy Strang (1902)	5-8 (.385)	N/A
Coach Irving (1903)	9-9 (.500)	N/A
John Heisman (1904-17)	15-7 (.682)	N/A
Joe Bean (1918-20)	10-7 (.588)	N/A
Kid Clay (1921-31)	18-4-1 (.804)	N/A
Bobby Dodd (1932-1939)	4-11-2 (.294)	N/A
Roy Mundorff (1940-45)	5-10-1 (.344)	5-9-1 (.367) (SEC)
Joe Pittard (1946-61)	10-2 (.833)	N/A
Jim Luck (1962-81)	8-16 (.333)	6-11 (.353) (SEC)
Jim Morris (1982-93)	29-20 (.592)	6-8 (.429) (ACC)
Danny Hall (1994-2025)	50-17 (.746)	16-8 (.667) (ACC)
James Ramsey (2026-)	---	---

1994 included Tech's first trip to the College World Series which ended in a 2nd place finish

2025 TEAM GAME HIGHS**Batting**

At bats.....41 - at Notre Dame (March 21)
 Runs scored.....21 - vs Mercer (April 1)
 Hits.....19 - vs Clemson (March 29)
 RBIs.....19 - vs Mercer (April 1)
 Doubles.....7 - vs Marshall (Feb 23)
7 - vs Western Michigan (Mar 02)
 Triples.....1 - (12 times)
 Home runs.....7 - vs Cal (May 22 - ACC Tournament QF)
 Total bases.....41 - vs Clemson (March 29)
 Walks.....12 - at Notre Dame (March 21)
 Strikeouts.....15 - at Auburn (April 22)
 Sac hits.....3 - vs Old Dominion (Feb 14)
3 - vs Western Kentucky (May 30 - Oxford Regional)
 Sac flies.....3 - vs. Cal (April 12)
 Stolen bases.....6 - vs West Georgia (Feb 26)
6 - at Virginia Tech (Mar 07)
 Hit by pitch.....4 - vs Marshall (Feb 22)
4 - vs Marshall (Feb 23)
4 - vs Western Michigan (Mar 02)
 Caught stealing.....1 - (11 times)
 Runners LOB.....14 - vs Marshall (Feb 22)
 Hit into DP.....4 - vs. Louisville (May 9)

Fielding

Putouts.....30 - vs. Virginia (April 27)
 Assists.....15 - vs Marshall (Feb 23)
15 - at Mercer (May 7)
 Errors.....3 - vs Clemson (March 29)
3 - at Miami (April 18)
 Passed balls.....3 - vs. Gardner-Webb (Mar 18)
 DPs turned.....3 at Stanford (April 5)
3 vs. Georgia (April 15)

Pitching

Innings pitched.....10.0 - vs. Virginia (April 27)
 Runs allowed.....16 - vs. Louisville (May 9)
 Earned runs.....15 - vs. Louisville (May 9)
 Walks allowed.....10 - vs Auburn (April 8)
10 - at Duke (May 15)
 Strikeouts.....18 - vs Clemson (March 29)
 Hits allowed.....16 - vs Marshall (Feb 24)
16 - vs. Virginia (April 25)
 Doubles allowed.....6 - at Duke (May 16)
 Triples allowed.....1 (5 times)
 Homers allowed.....4 - vs Marshall (Feb 24)
4 - vs. Murray St. (May 31 - Oxford Regional)
 Wild pitches.....2 - (7 times)
 Hit batters.....8 - vs Marshall (Feb 23)

2025 INDIVIDUAL GAME HIGHS**Batting**

At bats:6 - Kyle Lodise at Virginia Tech (Mar 09)
 Runs scored:5 - Caleb Daniel at Notre Dame (March 21)
 Hits:4 - (8 times)
 RBIs:6 - Alex Hernandez vs Pitt (March 16)
6 - Kyle Lodise vs. Clemson (March 29)
6 - Alex Hernandez vs. Western Kentucky - Oxford Regiona (May 30)
 Doubles:2 - (15 times)
 Triples:1 - (12 times)
 Home runs:3 - Kyle Lodise at Notre Dame (March 21)
 Total bases:15 - Kyle Lodise at Notre Dame (March 21)
 Walks:4 - Alex Hernandez at Notre Dame (March 21)
 Strikeouts:4 - Caleb Daniel vs. Clemson (March 29)
 Sac hits:2 - Will Baker vs. Western Kentucky - Oxford Regional (May 30)
 Sac flies:1 - (40 times)
 Stolen bases:3 - Vahn Lackey vs Western Carolina (May 4)
 Hit by pitch:2 - Vahn Lackey vs Marshall (Feb 23)
 Caught stealing:1 - (11 times)
 Runners LOB:5 - (4 times)

Fielding

Putouts:18 - Vahn Lackey vs Clemson (March 29)
 Assists:8 - Kyle Lodise at Mercer (May 7)
 Errors:2 - Carson Kerce at Stanford (April 4)
2 - Alex Hernandez at Miami (April 18)
 Passed balls:2 - Drew Rogers vs Western Michigan (Feb 28)
2 - Drew Rogers vs. Gardner-Webb (March 18)

Pitching

Innings pitched:7.2 - Connor Chicoli at Mercer (May 7)
 Runs allowed:8 - Tate McKee vs. Louisville (May 9)
 Earned runs:7 - Tate McKee vs. Louisville (May 9)
 Walks allowed:8 - Tate McKee at Duke (May 15)
 Strikeouts:10 - Tate McKee vs Western Michigan (Feb 28)
10 - Tate McKee vs. Cal - ACC Tournament QF (May 22)
 Hits allowed:8 - Brady Jones vs. Virginia (April 26)
8 - Tate McKee vs. Cal - ACC Tournament QF (May 22)
 Doubles allowed:3 - Brady Jones vs. Cal (April 12)
 Triples allowed:1 - (5 times)
 Homers allowed:3 - Tate McKee vs. Louisville (May 9)
 Wild pitches:2 - Kayden Campbell vs Western Michigan (March 2)
2 - Jaylen Paden vs Virginia (April 27)
 Hit batters:5 - Riley Stanford vs Marshall (Feb 23)



KILL SHOT INNINGS

- [illegible]



Feb 13-15 • vs Bowling Green • Atlanta • Opening Weekend

• With a lineup that is described as being the best in all of college baseball, Georgia Tech seems primed for hanging up crooked numbers in 2026. Below is a breakdown of the innings in which the Yellow Jackets have scored 5 or more runs...

@GTBaseball

STARTERS

STARTING PITCHERS GAME-BY-GAME

STARTING PITCHER RECORDS

PITCHER	2025 Starts	2025 Record	GT Career Record
Tate McKee	16	8-3	12-8
Mason Patel	0	11-2	13-5
Cooper Underwood	0	0-0	0-0

PITCHER	DATE	OPPONENT	DEC.	IP	H	R	ER	BB	SO	NP	SCORE W/LEFT	FINAL
Tate McKee	2/13	Bowling Green										
Mason Patel	2/14	Bowling Green										
Cooper Underwood	2/15	Bowling Green										

Last season, Tech set a program record, going 37 games without recording a loss from a starting pitcher.

Last season, against Western Carolina, all three starters recorded wins, marking the first time that's happened over a three-game series since 2020 vs. Ohio State.

BULLPEN GAME-BY-GAME

OPPONENT	DATE	W-L-S	PITCHERS	INN.	IP	H	R-ER	BB-SO
Bowling Green	Feb. 13							
Bowling Green	Feb. 14							
Bowling Green	Feb. 15							

2025 STARTING PITCHER STATS

Player	era	w-l	app	gs	cg	sho	sv	ip	h	r	er	bb	so	2b	3b	hr	b/avg	wp	hp	bk	sfa	sha
Jaylen Paden	4.50	1-1	5	5	0	0/1	0	18.0	12	10	9	11	19	3	0	2	.190	3	2	0	1	1
Tate McKee	4.84	8-3	16	16	0	0/0	0	80.0	82	52	43	38	83	13	3	11	.265	3	6	1	3	5
Brady Jones	4.92	7-3	16	16	1	1/0	0	67.2	60	40	37	38	73	12	0	7	.239	2	17	0	3	5
Riley Stanford	5.79	0-0	7	7	0	0/0	0	23.1	27	19	15	16	28	5	0	5	.300	0	9	0	0	3
Alex Hernandez	6.00	0-0	1	1	0	0/0	0	3.0	1	2	2	1	0	0	0	1	.111	0	1	0	0	0
Connor Chicoli	6.38	1-1	5	5	0	0/0	0	18.1	24	13	13	3	9	6	0	3	.333	0	0	0	1	2
Caden Spivey	6.61	1-1	5	5	0	0/0	0	16.1	22	13	12	9	9	3	1	1	.328	2	1	0	1	1
Sam Swygert	9.00	1-0	3	3	0	0/0	0	5.0	5	5	5	1	3	1	0	2	.238	1	1	0	0	0
Carson Ballard	9.00	0-0	1	1	0	0/0	0	2.0	4	2	2	0	3	1	0	2	.400	0	0	0	0	0
Brett Barfield	54.00	0-0	1	1	0	0/0	0	0.1	2	2	2	2	0	0	0	0	.667	0	1	0	0	0
Totals	5.38	19-9	60	60	1	2/1	0	234.0	239	158	140	119	227	44	4	34	.267	11	38	1	9	17

2025 BULLPEN STATS

Player	era	w-l	app	gs	cg	sho	sv	ip	h	r	er	bb	so	2b	3b	hr	b/avg	wp	hp	bk	sfa	sha
Caden Spivey	1.59	1-0	9	0	0	0/0	0	17.0	10	4	3	13	23	0	0	2	.169	0	2	0	1	1
Jaylen Paden	1.78	4-0	10	0	0	0/0	2	25.1	20	5	5	14	32	2	0	1	.227	2	4	0	1	1
Riley Stanford	1.80	0-0	5	0	0	0/0	0	5.0	4	3	1	5	6	1	0	0	.211	0	1	0	0	1
Mason Patel	3.34	11-2	23	0	0	0/0	5	70.0	57	29	26	18	64	11	1	8	.223	2	5	0	2	2
Cooper McMullen	3.68	1-0	7	0	0	0/0	1	7.1	4	3	3	6	5	1	0	1	.174	0	1	0	0	1
Connor Chicoli	3.72	0-0	9	0	0	0/0	0	9.2	9	4	4	2	9	1	0	1	.257	1	2	0	1	0
Kayden Campbell	4.42	2-1	17	0	0	0/0	0	18.1	18	9	9	9	28	3	0	3	.247	3	6	0	0	1
Brett Barfield	4.72	0-0	19	0	0	0/0	1	13.1	14	8	7	6	14	1	0	4	.259	0	3	0	0	0
Sam Swygert	5.27	0-1	11	0	0	0/0	0	13.2	15	10	8	7	14	5	0	2	.263	1	2	0	1	0
Carson Ballard	5.50	1-3	16	0	0	0/0	1	34.1	35	21	21	6	35	10	0	5	.267	1	5	0	3	0
Adam McKelvey	6.00	0-0	4	0	0	0/0	0	3.0	3	2	2	1	2	1	0	0	.273	0	0	0	0	0
Jake Lankie	6.10	0-1	8	0	0	0/0	0	10.1	13	7	7	4	12	3	0	1	.325	0	1	0	2	1
Alex Hernandez	6.23	0-1	5	0	0	0/1	2	4.1	3	3	3	2	3	0	0	1	.188	0	0	0	0	0
Cole Royer	6.75	1-0	8	0	0	0/0	0	6.2	11	5	5	5	9	2	0	0	.393	4	3	0	1	0
Caden Gaudette	6.92	0-1	13	0	0	0/0	0	13.0	15	10	10	7	20	3	0	2	.294	0	2	0	2	1
Porter Buursema	7.04	0-0	8	0	0	0/1	0	7.2	8	6	6	7	10	2	0	0	.267	0	4	0	1	0
Connor Shouse	9.00	0-0	3	0	0	0/0	0	3.0	2	3	3	5	4	0	0	0	.200	1	0	0	0	0
Jackson Blakely	9.64	0-0	5	0	0	0/0	0	4.2	7	5	5	4	1	1	0	1	.368	1	1	0	0	1
Ryan Johnson	13.50	1-0	5	0	0	0/0	0	4.0	7	6	6	2	7	1	0	1	.368	1	3	0	0	0
Joshua Evans	13.50	0-0	2	0	0	0/0	0	0.2	2	4	1	3	1	0	0	0	.400	1	1	0	0	0
Thorpe Musci	27.00	0-0	1	0	0	0/0	0	0.2	1	2	2	1	1	0	0	1	.333	1	0	0	0	0
Totals	4.50	22-10	60	0	0	2/1	12	272.0	258	149	136	127	300	48	1	34	.251	19	46	0	15	10
Opponents	8.21	12-16	60	0	0	1/1	11	258.2	341	280	236	184	249	78	9	51	.319	36	42	3	20	14

2025 OVERALL STATS

@GTBASEBALL
Overall Statistics for Georgia Tech (as of Feb 09, 2026)
(All games Sorted by Batting avg)

Record: 41-19 Home: 26-9 Away: 13-7 Neutral: 2-3 ACC: 19-11

Player	avg	gp-gs	ab	r	h	2b	3b	hr	rbi	tb	slg%	bb	hp	so	gdp	ob%	sf	sh	sb-att	po	a	e	fld%
Kent Schmidt	.397	40-39	156	39	62	16	0	5	43	93	.596	17	6	22	3	.464	4	0	4-4	252	5	0	1.000
Vahn Lackey	.347	60-60	222	45	77	14	1	6	42	111	.500	25	8	38	7	.421	6	5	18-21	417	54	10	.979
Alex Hernandez	.335	59-59	230	47	77	11	2	16	69	140	.609	32	3	49	9	.415	5	0	5-6	125	62	7	.964
Drew Burress	.333	60-60	228	77	76	23	1	19	62	158	.693	53	7	42	0	.469	2	0	10-11	136	2	2	.986
Kyle Lodise	.329	55-55	219	68	72	20	3	16	61	146	.667	34	8	47	3	.429	5	0	13-13	68	140	6	.972
Caleb Daniel	.316	55-54	206	51	65	16	2	7	32	106	.515	24	6	46	2	.399	2	0	4-4	88	11	2	.980
Carson Kerce	.313	60-59	198	48	62	20	0	4	40	94	.475	32	5	37	3	.411	6	3	6-9	45	114	9	.946
Will Baker	.263	44-27	99	19	26	5	0	6	26	49	.495	12	0	23	2	.336	2	4	0-1	23	54	6	.928
Parker Brosius	.234	55-38	124	31	29	6	1	1	20	40	.323	23	7	35	1	.376	3	6	14-15	76	1	3	.963

Drew Rogers	.269	30-22	67	13	18	3	1	6	18	41	.612	14	6	33	0	.427	2	3	0-0	113	11	2	.984
Nathanael Coupet	.267	14-3	15	4	4	0	0	1	8	7	.467	2	2	7	1	.400	1	0	0-0	3	0	0	1.000
Connor Shouse	.265	24-9	34	15	9	4	0	2	8	19	.559	6	4	5	0	.432	0	1	3-3	15	0	1	.938
Tyler Neises	.261	34-21	88	16	23	5	1	1	15	33	.375	16	2	20	3	.383	1	0	4-4	13	1	2	.875
John Giesler	.259	34-25	85	18	22	4	0	2	16	32	.376	11	1	26	2	.347	1	0	0-0	124	6	1	.992
Nathan Waugh	.237	22-9	38	12	9	2	0	1	7	14	.368	10	1	12	2	.408	0	0	0-1	0	0	0	.000
Joshua Evans	.000	14-0	0	2	0	0	0	0	0	0	.000	0	0	0	0	.000	0	0	0-0	5	0	0	1.000
Cooper McMullen	.000	4-0	0	1	0	0	0	0	0	0	.000	0	0	0	0	.000	0	0	0-0	0	1	0	1.000
Totals	.314	60	2009	506	631	149	12	93	467	1083	.539	311	66	442	38	.415	40	22	81-92	1518	522	57	.973
Opponents	.259	60	1922	307	497	92	5	68	291	803	.418	246	84	527	35	.363	24	27	33-53	1465	485	64	.968

LOB - Team (477), Opp (483). DPs turned - Team (39), Opp (46). CI - Team (4), Lackey, V 3, Rogers, D 1. IBB - Team (4), Burress, D 3, Schmidt, K 1, Opp (4). Picked off - Kerce, C 2, Hernandez, A 1.

(All games Sorted by Earned run avg)

Player	era	w-l	app	gs	cg	sho	sv	ip	h	r	er	bb	so	2b	3b	hr	b/avg	wp	hp	bks	sfa	sha
Mason Patel	3.34	11-2	23	0	0	0/0	5	70.0	57	29	26	18	64	11	1	8	.223	2	5	0	2	2
Tate McKee	4.84	8-3	16	16	0	0/0	0	80.0	82	52	43	38	83	13	3	11	.265	3	6	1	3	5
Brady Jones	4.92	7-3	16	16	1	1/0	0	67.2	60	40	37	38	73	12	0	7	.239	2	17	0	3	5

Jaylen Paden	2.91	5-1	15	5	0	0/1	2	43.1	32	15	14	25	51	5	0	3	.212	5	6	0	2	2
Cooper McMullen	3.68	1-0	7	0	0	0/0	1	7.1	4	3	3	6	5	1	0	1	.174	0	1	0	0	1
Caden Spivey	4.05	2-1	14	5	0	0/0	0	33.1	32	17	15	22	32	3	1	3	.254	2	3	0	2	2
Kayden Campbell	4.42	2-1	17	0	0	0/0	0	18.1	18	9	9	9	28	3	0	3	.247	3	6	0	0	1
Riley Stanford	5.08	0-0	12	7	0	0/0	0	28.1	31	22	16	21	34	6	0	5	.284	0	10	0	0	4
Connor Chicoli	5.46	1-1	14	5	0	0/0	0	28.0	33	17	17	5	18	7	0	4	.308	1	2	0	2	2
Carson Ballard	5.70	1-3	17	1	0	0/0	1	36.1	39	23	23	6	38	11	0	7	.277	1	5	0	3	0
Brett Barfield	5.93	0-0	20	1	0	0/0	1	13.2	16	10	9	8	14	1	0	4	.281	0	4	0	0	0
Adam McKelvey	6.00	0-0	4	0	0	0/0	0	3.0	3	2	2	1	2	1	0	0	.273	0	0	0	0	0
Jake Lankie	6.10	0-1	8	0	0	0/0	0	10.1	13	7	7	4	12	3	0	1	.325	0	1	0	2	1
Alex Hernandez	6.14	0-1	6	1	0	0/1	2	7.1	4	5	5	3	3	0	0	2	.160	0	1	0	0	0
Sam Swygert	6.27	1-1	14	3	0	0/0	0	18.2	20	15	13	8	17	6	0	4	.256	2	3	0	1	0
Cole Royer	6.75	1-0	8	0	0	0/0	0	6.2	11	5	5	5	9	2	0	0	.393	4	3	0	1	0
Caden Gaudette	6.92	0-1	13	0	0	0/0	0	13.0	15	10	10	7	20	3	0	2	.294	0	2	0	2	1
Porter Buursema	7.04	0-0	8	0	0	0/1	0	7.2	8	6	6	7	10	2	0	0	.267	0	4	0	1	0
Connor Shouse	9.00	0-0	3	0	0	0/0	0	3.0	2	3	3	5	4	0	0	0	.200	1	0	0	0	0
Jackson Blakely	9.64	0-0	5	0	0	0/0	0	4.2	7	5	5	4	1	1	0	1	.368	1	1	0	0	1
Ryan Johnson	13.50	1-0	5	0	0	0/0	0	4.0	7	6	6	2	7	1	0	1	.368	1	3	0	0	0
Joshua Evans	13.50	0-0	2	0	0	0/0	0	0.2	2	4	1	3	1	0	0	0	.400	1	1	0	0	0
Thorpe Musci	27.00	0-0	1	0	0	0/0	0	0.2	1	2	2	1	1	0	0	1	.333	1	0	0	0	0
Totals	4.91	41-19	60	60	1	2/1	12	506.0	497	307	276	246	527	92	5	68	.259	30	84	1	24	27
Opponents	8.20	19-41	60	60	0	1/1	11	488.1	631	506	445	311	442	149	12	93	.314	63	66	4	40	22

PB - Team (11), Rogers, D 6, Lackey, V 5, Opp (16). Pickoffs - Team (4), Lackey, V 2, Paden, J 1, Stanford, R 1, Opp (3). SBA/ATT - Lackey, V (29-43), McKee, T (10-16), Rogers, D (4-10), Stanford, R (5-8), Jones, B (3-7), Patel, M (3-6), Royer, C (0-2), Gaudette, C (2-2), Barfield, B (2-2), Ballard, C (1-2), Chicoli, C (2-2), Paden, J (2-2), Johnson, R (1-1), Spivey, C (1-1), Hernandez, A (1-1), McMullen, C (0-1).

2025 ACC STATS

@GTBASEBALL
Conference statistics for Georgia Tech (as of Feb 09, 2026)
(ACC games only Sorted by Batting avg)

Record: 19-11 Home: 9-6 Away: 10-5 ACC: 19-11

Player	avg	gp-gs	ab	r	h	2b	3b	hr	rbi	tb	slg%	bb	hp	so	gdp	ob%	sf	sh	sb-att	po	a	e	fld%
Kent Schmidt	.381	15-14	63	10	24	8	0	1	14	35	.556	1	0	12	0	.385	1	0	0-0	99	3	0	1.000
Vahn Lackey	.360	30-30	114	18	41	6	0	2	22	53	.465	16	1	17	4	.433	3	1	8-11	213	26	7	.972
Alex Hernandez	.355	29-29	110	24	39	5	2	6	26	66	.600	21	0	26	6	.451	2	0	3-4	66	38	6	.945
Kyle Lodise	.351	27-27	114	29	40	10	2	10	33	84	.737	12	2	23	2	.412	3	0	4-4	40	65	1	.991
Drew Burrese	.347	30-30	118	38	41	15	0	8	25	80	.678	21	4	18	0	.462	0	0	4-4	67	1	2	.971
Carson Kerce	.320	30-30	103	19	33	10	0	1	22	46	.447	16	2	20	1	.405	5	1	4-5	19	58	8	.906
Caleb Daniel	.293	30-30	116	27	34	7	2	4	23	57	.491	12	3	25	1	.368	2	0	0-0	54	0	1	.982
John Giesler	.267	24-18	60	15	16	2	0	2	10	24	.400	9	1	19	1	.366	1	0	0-0	100	4	0	1.000
Will Baker	.226	24-15	53	10	12	1	0	3	12	22	.415	6	0	12	1	.295	2	1	0-0	16	37	4	.930
Tyler Neises	.213	19-11	47	7	10	3	0	0	7	13	.277	10	1	12	3	.362	0	0	3-3	5	0	1	.833
Parker Brosius	.172	26-20	64	16	11	1	0	1	4	15	.234	12	3	17	1	.329	0	4	5-6	35	1	0	1.000

Connor Shouse	.429	11-4	14	9	6	2	0	2	6	14	1.000	3	1	2	0	.556	0	0	0-0	11	0	0	1.000
Nathan Waugh	.250	9-2	12	3	3	0	0	0	2	3	.250	3	1	3	1	.438	0	0	0-0	0	0	0	.000
Nathanael Coupet	.250	7-3	8	3	2	0	0	1	7	5	.625	2	2	4	1	.462	1	0	0-0	2	0	0	1.000
Drew Rogers	.118	11-7	17	2	2	0	0	0	0	2	.118	5	3	9	0	.400	0	1	0-0	19	2	0	1.000
Cooper McMullen	.000	3-0	0	1	0	0	0	0	0	0	.000	0	0	0	0	.000	0	0	0-0	0	0	0	.000
Joshua Evans	.000	5-0	0	1	0	0	0	0	0	0	.000	0	0	0	0	.000	0	0	0-0	3	0	0	1.000
Totals	.310	30	1013	232	314	70	6	41	213	519	.512	149	24	219	22	.404	20	8	31-37	756	276	33	.969
Opponents	.264	30	956	168	252	46	3	39	159	421	.440	132	37	230	18	.370	13	19	16-28	748	266	27	.974

LOB - Team (234), Opp (236). DPs turned - Team (21), Opp (24). CI - Team (2), Lackey, V 2. IBB - Team (2), Burrese, D 2, Opp (2). Picked off - Hernandez, A 1, Kerce, C 1.

(ACC games only Sorted by Earned run avg)

Player	era	w-l	app	gs	cg	sho	sv	ip	h	r	er	bb	so	2b	3b	hr	b/avg	wp	hp	bk	sfa	sha
Jaylen Paden	2.01	3-0	8	2	0	0/0	1	31.1	21	8	7	16	29	2	0	1	.198	5	5	0	2	2
Mason Patel	3.98	6-1	12	0	0	0/0	3	40.2	35	20	18	8	36	6	1	6	.235	1	4	0	2	2
Brady Jones	4.12	5-2	10	10	1	1/0	0	48.0	44	24	22	25	43	9	0	5	.249	1	9	0	3	3
Tate McKee	6.17	3-3	10	10	0	0/0	0	46.2	48	40	32	27	44	7	2	9	.268	0	4	1	3	5

Cooper McMullen	0.00	0-0	2	0	0	0/0	1	1.0	0	0	0	1	0	0	0	0	.000	0	0	0	0	0
Jake Lankie	1.59	0-0	3	0	0	0/0	0	5.2	3	1	1	3	5	0	0	1	.176	0	1	0	2	1
Caden Spivey	3.80	2-1	8	3	0	0/0	0	21.1	21	9	9	15	16	2	0	2	.263	1	0	0	0	2
Brett Barfield	5.14	0-0	9	0	0	0/0	1	7.0	8	5	4	1	9	1	0	2	.267	0	1	0	0	0
Kayden Campbell	6.14	0-0	7	0	0	0/0	0	7.1	10	5	5	4	9	3	0	1	.303	1	4	0	0	0
Riley Stanford	7.30	0-0	5	4	0	0/0	0	12.1	13	12	10	9	15	3	0	4	.271	0	2	0	0	2
Carson Ballard	7.71	0-1	5	0	0	0/0	0	7.0	9	6	6	1	6	3	0	2	.321	0	0	0	0	0
Porter Buursema	7.71	0-0	2	0	0	0/0	0	2.1	3	2	2	2	0	2	0	0	.300	0	0	0	0	0
Adam McKelvey	7.71	0-0	3	0	0	0/0	0	2.1	2	2	2	1	1	1	0	0	.222	0	0	0	0	0
Jackson Blakely	9.00	0-0	3	0	0	0/0	0	3.0	5	3	3	2	0	1	0	0	.385	0	0	0	0	1
Cole Royer	9.00	0-0	2	0	0	0/0	0	1.0	2	1	1	2	2	0	0	0	.400	2	2	0	0	0
Caden Gaudette	11.25	0-1	5	0	0	0/0	0	4.0	6	5	5	4	4	2	0	0	.375	0	1	0	0	1
Sam Swygert	12.60	0-1	5	0	0	0/0	0	5.0	7	9	7	5	6	3	0	2	.304	0	1	0	0	0
Connor Shouse	13.50	0-0	2	0	0	0/0	0	2.0	1	3	3	3	2	0	0	0	.167	0	0	0	0	0
Connor Chicoli	15.75	0-1	5	1	0	0/0	0	4.0	9	7	7	1	3	1	0	3	.450	0	0	0	1	0
Ryan Johnson	99.00	0-0	2	0	0	0/0	0	0.0	5	6	6	2	0	0	0	1	1.000	0	3	0	0	0
Totals	5.32	19-11	30	30	1	1/0	6	252.0	252	168	149	132	230	46	3	39	.264	11	37	1	13	19
Opponents	7.47	11-19	30	30	0	0/0	5	249.1	314	232	207	149	219	70	6	41	.310	26	24	3	20	8

PB - Team (3), Lackey, V 3, Opp (9). Pickoffs - Team (1), Paden, J 1, Opp (2). SBA/ATT - Lackey, V (16-27), McKee, T (4-7), Jones, B (2-6), Patel, M (2-4), Stanford, R (2-3), Ballard, C (1-2), Paden, J (2-2), Spivey, C (1-1), Rogers, D (0-1), McMullen, C (0-1), Johnson, R (1-1), Barfield, B (1-1).

2025 SEASON SUMMARY

@GTBASEBALL Games Summary for Georgia Tech (as of Feb 09, 2026) (All games)

Score by innings	1	2	3	4	5	6	7	8	9	EX	Total
Georgia Tech	69	65	46	49	58	90	56	38	34	1	506
Opponents	48	35	43	39	27	37	36	28	14	0	307

Record when ...

Overall	41-19	After 6 leading	32-3
Conference	19-11 trailing	4-13
Non-Conference	22-8 tied	5-3
Home games	26-9	After 7 leading	26-2
Away games	13-7 trailing	3-14
Neutral site	2-3 tied	2-1
Day games	33-10	After 8 leading	25-1
Night games	8-9 trailing	3-16
vs Left starter	18-6 tied	1-0
vs Right starter	23-13		
1-Run games	7-4	Hit 0 home runs	9-8
2-Run games	5-6	... 1 home run	11-7
5+Run games	24-5	... 2+ home runs	21-4
Extra innings	1-0		
Shutouts	2-1	Opponent 0 home runs	20-1
	 1 home run	16-5
	 2+ HRs	5-13
Scoring 0-2 runs	1-7		
..... 3-5 runs	7-5		
..... 6-9 runs	12-5	Made 0 errors	14-7
..... 10+ runs	21-2 1 error	16-7
	 2+ errors	11-5
Opponent 0-2 runs	15-1		
..... 3-5 runs	18-4	Opp. made 0 errors	12-8
..... 6-9 runs	8-6 1 error	15-7
..... 10+ runs	0-8 2+ errors	14-4
Scored in 1st inning	24-9	Out-hit opponent	34-3
Opp. scored in 1st	11-11	Out-hit by opponent	7-14
Scores first	29-7	Hits are tied	0-2
Opp. scores first	12-12		

Record when team scores:

Runs	0	1	2	3	4	5	6	7	8	9	10+
W-L	0-1	0-0	1-6	1-1	5-2	1-2	1-0	4-1	5-2	2-2	21-2

Record when opponent scores:

Runs	0	1	2	3	4	5	6	7	8	9	10+
W-L	2-0	5-1	8-0	8-0	4-3	6-1	6-1	2-1	0-1	0-3	0-8

Record when leading after:

Inn.	1	2	3	4	5	6	7	8
W-L	19-4	27-3	30-3	32-3	34-2	32-3	26-2	25-1

Record when trailing after:

Inn.	1	2	3	4	5	6	7	8
W-L	7-10	8-13	8-14	6-14	6-12	4-13	3-14	3-16

Record when tied after:

Inn.	1	2	3	4	5	6	7	8
W-L	15-5	6-3	3-2	3-2	1-5	5-3	2-1	1-0

Current losing streak: 2

Longest winning streak: 6

Longest losing streak: 7

Home attendance : 57660 (34 dates avg = 1695)

Away attendance : 87897 (25 dates avg = 3515)

Total attendance: 145557 (59 dates avg = 2467)

2025 SITUATIONAL STATS

@GTBASEBALL
Batting Analysis for Georgia Tech (as of Feb 09, 2026)
(All games Sorted by Player Name)

Player	vs left			vs right			w/runners			w/bases empty			w/bases loaded			as leadoff			fly	gnd	fly/
	h	ab	avg	h	ab	avg	h	ab	avg	h	ab	avg	h	ab	avg	rch	op	pct	out	out	gnd
Will Baker	8	27	.296	18	72	.250	14	56	.250	12	43	.279	1	3	.333	6	23	.261	27	27	1.0
Parker Brosius	6	39	.154	23	85	.271	16	71	.225	13	53	.245	1	5	.200	7	26	.269	45	23	2.0
Drew Burress	28	74	.378	48	15	.312	40	11	.354	36	11	.313	5	9	.556	25	44	.568	65	42	1.5
Nathanael Coupet	2	4	.500	2	11	.182	4	9	.444	0	6	.000	2	4	.500	1	4	.250	3	2	1.5
Caleb Daniel	19	71	.268	46	13	.341	29	10	.276	36	10	.356	1	2	.500	21	43	.488	56	40	1.4
John Giesler	12	38	.316	10	47	.213	15	50	.300	7	35	.200	0	4	.000	8	18	.444	16	20	0.8
Alex Hernandez	29	88	.330	48	14	.338	49	13	.355	28	92	.304	3	9	.333	25	49	.510	50	55	0.9
Carson Kerce	22	74	.297	40	12	.323	32	10	.299	30	91	.330	2	9	.222	19	48	.396	59	48	1.2
Vahn Lackey	27	77	.351	50	14	.345	42	10	.385	35	11	.310	1	5	.200	31	75	.413	52	60	0.9
Kyle Lodise	19	71	.268	53	14	.358	33	10	.314	39	11	.342	2	10	.200	44	85	.518	64	36	1.8
Tyler Neises	3	15	.200	20	73	.274	14	56	.250	9	32	.281	2	4	.500	8	18	.444	19	23	0.8
Drew Rogers	7	26	.269	11	41	.268	7	35	.200	11	32	.344	1	3	.333	12	20	.600	9	10	0.9
Kent Schmidt	27	72	.375	35	84	.417	42	10	.420	20	56	.357	3	6	.500	10	24	.417	40	34	1.2
Connor Shouse	4	16	.250	5	18	.278	6	25	.240	3	9	.333	0	2	.000	3	8	.375	8	11	0.7
Nathan Waugh	2	19	.105	7	19	.368	7	29	.241	2	9	.222	0	0	---	4	8	.500	5	10	0.5
Totals	215	711	.302	416	129	.320	350	110	.316	281	901	.312	24	75	.320	224	493	.454	518	441	1.2
Opponents	39	146	.267	458	177	.258	231	933	.248	266	989	.269	16	74	.216	195	506	.385	453	470	1.0

Player	pinch hitting			w/runners in scoring pos			w/runner on 3r and LT 2 out			with 2 outs			success adv runners			2- rnrns			rch	rch	kl
	h	ab	avg	h	ab	avg	rbi	op	pct	h	ab	avg	adv	op	pct	rbi	w/o	lob	err	fc	kl
Will Baker	3	8	.375	10	35	.286	6	9	.667	12	38	.316	32	67	.478	14	17	23	1	3	1
Parker Brosius	1	1	1.000	10	43	.233	7	11	.636	11	44	.250	45	94	.479	10	14	41	1	5	6
Drew Burress	0	0	---	27	65	.415	9	15	.600	26	71	.366	68	12	.527	21	14	31	5	10	14
Nathanael Coupet	3	6	.500	3	7	.429	2	3	.667	3	8	.375	6	11	.545	5	1	9	0	0	1
Caleb Daniel	1	1	1.000	14	65	.215	7	12	.583	20	73	.274	51	11	.440	9	16	45	2	5	14
John Giesler	2	6	.333	12	35	.343	2	7	.286	5	28	.179	25	56	.446	8	6	22	2	2	4
Alex Hernandez	0	0	---	31	93	.333	16	22	.727	21	78	.269	85	15	.556	22	19	65	4	9	13
Carson Kerce	0	0	---	24	66	.364	16	23	.696	20	66	.303	64	12	.496	15	21	56	3	5	7
Vahn Lackey	0	0	---	22	60	.367	16	24	.667	23	62	.371	72	12	.558	15	25	36	6	6	18
Kyle Lodise	0	0	---	19	68	.279	12	16	.750	15	54	.278	58	11	.500	19	14	46	5	9	15
Tyler Neises	1	6	.167	11	39	.282	3	5	.600	5	33	.152	28	61	.459	7	9	22	3	1	10
Drew Rogers	0	0	---	7	28	.250	5	11	.455	5	22	.227	21	47	.447	5	6	17	2	0	7
Kent Schmidt	1	1	1.000	26	62	.419	10	14	.714	17	47	.362	65	11	.586	9	18	30	2	5	9
Connor Shouse	2	6	.333	2	15	.133	1	2	.500	3	17	.176	16	31	.516	3	1	15	2	3	3
Nathan Waugh	2	8	.250	4	18	.222	2	8	.250	3	11	.273	16	32	.500	4	4	10	0	3	2
Totals	16	43	.372	222	699	.318	114	182	.626	189	652	.290	652	128	.509	166	185	477	38	66	124
Opponents	12	52	.231	146	543	.269	91	139	.655	156	625	.250	486	110	.439	91	127	483	27	60	139

Success Advancing Runners = percentage of times the batter advanced at least one runner during a plate appearance
 #Rnrs Adv w/Out = TOTAL number of runners advanced when the player made an out

TEAM GAME-BY-GAME - Hitting

Date	Opponent	ab	r	h	rbi	2b	3b	hr	tb	bb	ibb	sb	cs	hbp	sac	sf	gdp	k	po	a	e	lob	avg
Feb 14	OLD DOMINION	24	3	3	3	1	0	1	7	5	0	0	0	1	3	0	1	7	27	9	1	6	.125
Feb 15	OLD DOMINION	31	7	6	7	1	0	1	10	7	0	1	0	0	0	0	1	13	27	7	1	7	.164
Feb 16	OLD DOMINION	34	7	11	6	4	0	1	18	3	0	2	0	2	0	2	0	10	27	5	1	10	.225
Feb 18	at Georgia Southern	34	5	9	5	3	0	2	18	4	0	2	1	1	0	0	1	8	27	8	0	7	.236
Feb 21	MARSHALL	31	12	13	11	4	0	3	26	7	0	2	0	0	0	2	0	4	21	5	0	10	.273
Feb 22	MARSHALL	34	2	7	2	3	0	0	10	5	0	0	0	4	0	0	0	2	27	8	0	14	.261
Feb 23	MARSHALL	36	11	15	11	7	0	2	28	1	0	5	0	4	2	2	0	6	27	15	2	10	.286
Feb 24	MARSHALL	33	8	9	7	2	0	0	11	8	0	3	1	2	0	1	1	8	27	9	0	7	.284
Feb 26	WEST GEORGIA	39	16	17	15	4	1	3	32	9	0	6	0	1	0	2	0	6	27	11	0	11	.304
Feb 28	WESTERN MICHIG	38	16	15	16	3	1	4	32	4	0	1	0	2	0	0	0	5	27	9	1	4	.314
Mar 01	WESTERN MICHIG	34	14	18	14	4	0	1	25	3	0	3	0	1	0	2	0	6	21	8	1	8	.334
Mar 02	WESTERN MICHIG	30	13	14	12	7	0	1	24	5	0	3	1	4	0	1	0	4	21	8	0	9	.344
Mar 04	KENNESAW STAT	34	11	13	10	1	0	2	20	6	1	0	0	1	0	2	0	11	27	6	2	8	.347
*Mar 07	at Virginia Tech	35	4	9	4	0	0	0	9	7	0	6	1	0	0	0	0	9	27	7	2	11	.340
*Mar 08	at Virginia Tech	35	5	9	5	3	1	2	20	3	0	0	0	0	1	0	0	9	24	14	0	7	.335
*Mar 09	at Virginia Tech	35	8	11	7	3	1	0	16	7	1	2	1	2	1	1	0	10	27	10	1	11	.333
Mar 11	GEORGIA STATE	29	4	7	4	1	0	1	11	8	0	3	0	0	0	1	1	6	27	13	0	10	.329
*Mar 14	PITTSBURGH	33	10	10	9	2	0	1	15	7	0	1	0	1	1	0	0	3	27	9	0	8	.327
*Mar 15	PITTSBURGH	32	11	12	8	6	0	0	18	10	0	5	0	0	0	2	0	4	21	7	1	13	.330
*Mar 16	PITTSBURGH	37	10	12	10	4	0	4	28	3	0	1	0	3	0	1	1	11	27	12	0	7	.329
Mar 18	GARDNER-WEBB	36	14	13	11	3	0	0	16	8	0	2	0	0	0	1	0	8	27	6	2	7	.331
*Mar 21	at Notre Dame	41	18	17	18	3	1	4	34	12	0	1	0	0	0	1	1	6	24	9	1	12	.336
*Mar 22	at Notre Dame	38	9	13	9	3	1	2	24	2	0	1	0	0	0	1	1	4	27	7	2	5	.336
*Mar 23	at Notre Dame	36	10	9	6	1	0	0	10	7	0	3	0	0	1	0	0	14	27	7	2	7	.332
Mar 25	at Kennesaw State	32	15	12	13	3	0	2	21	10	0	0	0	1	1	1	0	11	21	7	0	9	.334
*Mar 28	CLEMSON	35	7	11	7	3	0	1	17	4	0	1	0	0	1	2	0	7	27	12	3	8	.333
*Mar 29	CLEMSON	36	18	19	16	4	0	6	41	7	0	0	0	2	0	0	1	5	21	7	1	9	.341
*Mar 29	CLEMSON	31	3	5	2	1	0	1	9	5	0	0	1	0	0	0	1	11	27	2	2	6	.335
Apr 01	MERCER	35	21	16	19	5	1	2	29	10	0	3	0	2	0	0	1	3	21	6	2	8	.339
*Apr 04	at Stanford	36	8	10	7	3	0	1	16	6	0	1	0	0	0	0	0	12	27	10	2	7	.337
*Apr 05	at Stanford	36	10	12	9	4	0	1	19	3	0	0	0	1	1	2	0	6	27	13	0	6	.337
*Apr 06	at Stanford	38	18	18	17	2	1	4	34	6	1	2	0	1	0	2	0	2	21	8	1	8	.342
Apr 08	AUBURN	39	8	13	8	3	1	1	21	4	0	1	0	1	0	0	1	6	27	12	0	9	.341
*Apr 11	CAL	32	8	9	8	1	0	2	16	4	0	0	0	1	1	0	0	9	27	13	2	6	.340
*Apr 12	CAL	31	15	14	15	2	0	2	22	11	0	0	0	2	0	3	1	3	24	8	0	11	.343
*Apr 13	CAL	28	4	8	4	2	0	0	10	3	0	0	0	1	0	1	3	5	27	8	0	5	.341
Apr 15	vs Georgia Bulldogs	31	2	4	2	1	0	1	8	4	0	0	0	0	0	0	0	12	24	8	0	6	.336
*Apr 18	at Miami	35	2	8	1	0	0	0	8	5	0	3	0	1	0	0	0	11	24	12	3	12	.333
*Apr 19	at Miami	32	2	7	2	2	0	0	9	2	0	1	0	1	0	0	3	10	24	8	1	6	.330
*Apr 20	at Miami	31	2	5	2	1	0	0	6	3	0	0	0	0	0	0	1	3	24	10	1	5	.326
Apr 22	at Auburn	28	0	2	0	0	0	0	2	4	0	0	0	1	0	0	1	15	24	6	1	6	.321
*Apr 25	VIRGINIA	36	9	12	9	3	0	3	24	6	0	0	1	2	0	1	1	11	27	8	2	9	.322
*Apr 26	VIRGINIA	34	5	6	5	2	0	1	11	3	0	0	0	0	0	0	0	9	27	14	1	5	.318
*Apr 27	VIRGINIA	38	7	12	7	2	0	3	23	4	0	1	0	0	0	1	1	8	30	9	1	7	.318
May 02	WESTERN CAROLI	37	13	14	12	2	1	1	21	4	0	4	0	0	1	1	0	6	27	4	2	6	.320
May 03	WESTERN CAROLI	27	4	5	3	2	0	0	7	5	0	1	1	2	0	1	2	7	27	9	2	7	.317
May 04	WESTERN CAROLI	29	13	13	12	4	1	3	28	8	0	4	1	2	0	0	1	3	21	3	1	8	.320
May 06	GEORGIA SOUTHE	35	8	11	8	2	0	3	22	5	0	1	0	2	1	0	1	5	27	8	1	11	.320
May 07	at Mercer	33	4	7	3	1	0	2	14	3	0	0	0	0	1	0	1	7	27	15	0	6	.317
*May 09	LOUISVILLE	23	2	7	2	1	1	0	10	4	0	0	0	2	0	0	4	1	21	11	2	6	.317
*May 11	LOUISVILLE	27	6	10	4	2	0	0	12	3	0	1	1	0	0	0	0	8	21	7	0	6	.318
*May 11	LOUISVILLE	27	2	6	2	2	0	0	8	5	0	0	0	1	1	1	1	8	27	10	1	9	.317
*May 15	at Duke	39	7	13	7	2	0	1	18	1	0	1	1	1	0	0	1	11	27	14	1	7	.317
*May 16	at Duke	27	4	6	3	3	0	0	9	3	0	0	0	1	0	0	0	4	18	4	0	6	.316
*May 17	at Duke	39	8	14	8	3	0	2	23	3	0	0	0	1	0	1	1	5	27	6	0	9	.316
May 22	vs Cal	32	10	10	10	0	0	7	31	2	0	0	0	3	1	0	1	10	27	5	0	4	.316
May 24	vs Clemson	33	4	7	3	0	0	1	10	3	0	0	0	1	0	0	0	7	27	8	1	6	.315
May 30	vs Western Kentuck	31	9	11	8	1	0	2	18	5	0	0	0	1	3	1	1	6	27	14	1	8	.315
May 31	vs Murray State	38	11	10	10	4	0	1	17	5	0	2	0	2	0	0	0	10	24	7	1	7	.314
Jun 01	at Ole Miss	39	9	12	9	3	0	4	27	7	1	1	0	1	1	0	1	11	24	7	1	12	.314
Totals		2009	506	631	467	149	12	93	1083	311	4	81	11	66	22	40	38	442	1518	522	57	477	.314

TEAM GAME-BY-GAME - Pitching

Date	Opponent	ip	h	r	er	bb	so	2b	3b	hr	wp	bk	hbp	dp	ibb	score	w-l	sv	era
Feb 14	OLD DOMINION	9.0	6	2	1	2	10	1	0	0	0	0	1	2	0	3-2	1-0	0	1.00
Feb 15	OLD DOMINION	9.0	4	3	3	7	16	0	0	0	0	0	2	0	0	7-3	2-0	0	2.00
Feb 16	OLD DOMINION	9.0	9	4	4	5	14	0	0	1	0	0	2	0	0	7-4	3-0	1	2.67
Feb 18	at Georgia Southern	9.0	7	3	3	1	12	2	0	1	0	0	0	0	0	5-3	4-0	2	2.75
Feb 21	MARSHALL	7.0	4	1	1	2	8	1	1	0	0	0	0	0	0	12-1	5-0	2	2.51
Feb 22	MARSHALL	9.0	5	4	4	4	11	0	0	1	0	0	1	0	0	2-4	5-1	2	2.77
Feb 23	MARSHALL	9.0	8	6	4	4	7	3	0	0	0	0	8	0	0	11-6	6-1	2	2.95
Feb 24	MARSHALL	9.0	16	12	12	5	10	3	0	4	1	0	2	0	0	8-12	6-2	2	4.11
Feb 26	WEST GEORGIA	9.0	14	7	7	1	8	3	0	1	2	0	0	1	0	16-7	7-2	2	4.44
Feb 28	WESTERN MICHIG	9.0	8	4	4	2	13	3	0	0	1	0	3	0	0	16-4	8-2	3	4.40
Mar 01	WESTERN MICHIG	7.0	5	1	0	4	11	0	0	0	1	0	1	1	0	14-1	9-2	3	4.07
Mar 02	WESTERN MICHIG	7.0	9	3	3	6	10	2	0	0	2	0	2	1	0	13-3	10-2	3	4.06
Mar 04	KENNESAW STAT	9.0	10	4	3	3	12	2	1	0	2	0	0	0	0	11-4	11-2	3	3.97
*Mar 07	at Virginia Tech	9.0	4	3	2	3	9	2	0	1	0	0	1	0	0	4-3	12-2	3	3.83
*Mar 08	at Virginia Tech	8.0	9	8	8	4	7	3	0	3	1	0	2	1	0	5-8	12-3	3	4.15
*Mar 09	at Virginia Tech	9.0	7	6	5	7	9	1	0	1	0	0	3	0	1	8-6	13-3	4	4.20
Mar 11	GEORGIA STATE	9.0	3	2	2	6	2	1	0	0	0	0	2	1	0	4-2	14-3	4	4.07
*Mar 14	PITTSBURGH	9.0	3	1	1	5	10	1	0	0	1	1	2	0	0	10-1	15-3	4	3.89
*Mar 15	PITTSBURGH	7.0	8	1	1	1	4	7	2	0	0	0	0	2	0	11-1	16-3	5	3.78
*Mar 16	PITTSBURGH	9.0	13	12	12	7	9	4	0	1	1	0	1	0	0	10-12	16-4	5	4.21
Mar 18	GARDNER-WEBB	9.0	7	6	3	3	12	1	0	1	2	0	1	1	0	14-6	17-4	5	4.15
*Mar 21	at Notre Dame	8.0	10	7	7	1	12	0	1	3	0	0	3	1	0	18-7	18-4	6	4.31
*Mar 22	at Notre Dame	9.0	8	5	3	2	12	0	0	1	0	0	1	0	0	9-5	19-4	6	4.25
*Mar 23	at Notre Dame	9.0	6	2	1	3	14	2	0	1	0	0	1	0	0	10-2	20-4	6	4.11
Mar 25	at Kennesaw State	7.0	6	4	4	3	10	3	0	1	1	0	0	1	0	15-4	21-4	6	4.14
*Mar 28	CLEMSON	9.0	11	9	6	3	10	1	0	3	0	0	2	1	0	7-9	21-5	6	4.22
*Mar 29	CLEMSON	7.0	4	2	1	5	8	0	0	1	0	0	1	1	0	18-2	22-5	6	4.13
*Mar 29	CLEMSON	9.0	9	4	2	8	18	1	0	1	1	0	1	0	0	3-4	22-6	6	4.05
Apr 01	MERCER	7.0	4	5	4	2	7	0	0	2	1	0	2	0	0	21-5	23-6	6	4.08
*Apr 04	at Stanford	9.0	12	6	4	3	11	2	1	0	0	0	0	1	0	8-6	24-6	6	4.07
*Apr 05	at Stanford	9.0	11	3	3	3	3	2	0	0	0	0	3	3	0	10-3	25-6	6	4.04
*Apr 06	at Stanford	7.0	8	2	2	2	3	0	0	0	1	0	1	2	0	18-2	26-6	6	4.00
Apr 08	AUBURN	9.0	8	9	9	10	10	2	0	1	0	0	1	1	0	8-9	26-7	6	4.16
*Apr 11	CAL	9.0	7	5	5	3	9	1	0	1	0	0	0	0	0	8-5	27-7	7	4.19
*Apr 12	CAL	8.0	6	5	5	4	9	3	0	1	0	0	3	0	0	15-5	28-7	7	4.23
*Apr 13	CAL	9.0	10	3	3	4	3	1	0	0	2	0	1	2	0	4-3	29-7	8	4.19
Apr 15	vs Georgia Bulldogs	8.0	10	5	5	4	9	2	0	2	1	0	1	3	0	2-5	29-8	8	4.23
*Apr 18	at Miami	8.0	7	4	2	3	5	1	0	1	0	0	0	0	0	2-4	29-9	8	4.18
*Apr 19	at Miami	8.0	12	7	7	1	6	3	0	2	0	0	0	0	0	2-7	29-10	8	4.27
*Apr 20	at Miami	8.0	10	10	8	5	5	2	0	2	0	0	1	1	0	2-10	29-11	8	4.38
Apr 22	at Auburn	8.0	5	1	1	6	9	0	0	0	1	0	5	1	0	0-1	29-12	8	4.30
*Apr 25	VIRGINIA	9.0	16	12	12	6	4	3	1	3	0	0	1	1	1	9-12	29-13	8	4.50
*Apr 26	VIRGINIA	9.0	13	6	6	2	8	1	0	3	0	0	0	2	0	5-6	29-14	8	4.54
*Apr 27	VIRGINIA	10.0	6	6	5	4	10	0	0	2	2	0	0	0	0	7-6	30-14	8	4.54
May 02	WESTERN CAROLI	9.0	9	5	5	6	9	2	0	2	2	0	2	1	0	13-5	31-14	8	4.55
May 03	WESTERN CAROLI	9.0	7	2	2	4	13	1	0	0	0	0	2	0	0	4-2	32-14	9	4.49
May 04	WESTERN CAROLI	7.0	2	0	0	2	9	1	0	0	0	0	1	0	0	13-0	33-14	9	4.41
May 06	GEORGIA SOUTHE	9.0	12	5	4	2	10	2	0	2	0	0	1	0	0	8-5	34-14	10	4.40
May 07	at Mercer	9.0	10	3	3	0	4	1	0	1	0	0	0	2	0	4-3	35-14	11	4.37
*May 09	LOUISVILLE	7.0	15	16	15	9	3	2	0	3	0	0	1	0	0	2-16	35-15	11	4.62
*May 11	LOUISVILLE	7.0	1	0	0	3	5	0	0	0	0	0	0	0	0	6-0	36-15	11	4.54
*May 11	LOUISVILLE	9.0	1	1	1	3	4	0	0	1	1	0	1	0	0	2-1	37-15	11	4.47
*May 15	at Duke	9.0	8	6	6	10	7	1	0	1	1	0	2	1	0	7-6	38-15	11	4.50
*May 16	at Duke	6.0	11	14	14	9	4	6	0	2	0	0	2	0	0	4-14	38-16	11	4.72
*May 17	at Duke	9.0	6	2	2	6	6	1	0	1	0	0	3	2	0	8-2	39-16	12	4.67
May 22	vs Cal	9.0	12	3	3	2	13	0	0	0	1	0	1	0	0	10-3	40-16	12	4.63
May 24	vs Clemson	9.0	8	9	8	4	12	3	0	2	0	0	3	1	1	4-9	40-17	12	4.70
May 30	vs Western Kentuck	9.0	9	2	2	2	9	1	0	0	1	0	0	0	0	9-2	41-17	12	4.65
May 31	vs Murray State	8.0	14	13	13	7	8	2	0	4	0	0	2	1	1	11-13	41-18	12	4.81
Jun 01	at Ole Miss	8.0	14	11	10	5	9	4	0	3	0	0	1	0	0	9-11	41-19	12	4.91
Totals		506.0	497	307	276	246	527	92	5	68	30	1	84	39	4	506-307	41-19	12	4.91

GT BASEBALL CAREER STATS - AT GEORGIA TECH

Individual Career History

Will Baker

Year	avg	gp-gs	ab	r	h	2b	3b	hr	rbi	tb	slg%	bb	hbp	so	gdp	ob%	sf	sh	sb-att	po	a	e	fld%
2025	.263	44-27	99	19	26	5	0	6	26	49	.495	12	0	23	2	.336	2	4	0-1	23	54	6	.928
TOTAL	.263	44-27	99	19	26	5	0	6	26	49	.495	12	0	23	2	.336	2	4	0-1	23	54	6	.928

Carson Ballard

Year	avg	gp-gs	ab	r	h	2b	3b	hr	rbi	tb	slg%	bb	hbp	so	gdp	ob%	sf	sh	sb-att	po	a	e	fld%
2024	.000	0-0	0	0	0	0	0	0	0	0	.000	0	0	0	0	.000	0	0	0-0	3	2	3	.625
2025	.000	0-0	0	0	0	0	0	0	0	0	.000	0	0	0	0	.000	0	0	0-0	1	2	0	1.000
TOTAL	.000	0-0	0	0	0	0	0	0	0	0	.000	0	0	0	0	.000	0	0	0-0	4	4	3	.727

Year	era	w-l	app	gs	cq	sho	sv	ip	h	r	er	bb	so	2b	3b	hr	bf	bavg	wp	hbp	bk	sfa	sha
2024	4.41	2-2	13	6	0	0/1	1	34.2	38	22	17	9	26	7	0	6	148	.286	1	2	1	1	3
2025	5.70	1-3	17	1	0	0/0	1	36.1	39	23	23	6	38	11	0	7	155	.277	1	5	0	3	0
TOTAL	5.07	3-5	30	7	0	0/1	2	71.0	77	45	40	15	64	18	0	13	303	.281	2	7	1	4	3

Brett Barfield

Year	avg	gp-gs	ab	r	h	2b	3b	hr	rbi	tb	slg%	bb	hbp	so	gdp	ob%	sf	sh	sb-att	po	a	e	fld%
2024	.000	0-0	0	0	0	0	0	0	0	0	.000	0	0	0	0	.000	0	0	0-0	0	1	1	.500
2025	.000	0-0	0	0	0	0	0	0	0	0	.000	0	0	0	0	.000	0	0	0-0	1	1	0	1.000
TOTAL	.000	0-0	0	0	0	0	0	0	0	0	.000	0	0	0	0	.000	0	0	0-0	1	2	1	.750

Year	era	w-l	app	gs	cq	sho	sv	ip	h	r	er	bb	so	2b	3b	hr	bf	bavg	wp	hbp	bk	sfa	sha
2024	6.75	0-0	16	0	0	0/0	0	16.0	22	15	12	10	18	6	0	1	83	.314	0	3	0	0	0
2025	5.93	0-0	20	1	0	0/0	1	13.2	16	10	9	8	14	1	0	4	69	.281	0	4	0	0	0
TOTAL	6.37	0-0	36	1	0	0/0	1	29.2	38	25	21	18	32	7	0	5	152	.299	0	7	0	0	0

Jackson Blakely

Year	avg	gp-gs	ab	r	h	2b	3b	hr	rbi	tb	slg%	bb	hbp	so	gdp	ob%	sf	sh	sb-att	po	a	e	fld%
2025	.000	0-0	0	0	0	0	0	0	0	0	.000	0	0	0	0	.000	0	0	0-0	0	1	0	1.000
TOTAL	.000	0-0	0	0	0	0	0	0	0	0	.000	0	0	0	0	.000	0	0	0-0	0	1	0	1.000

Year	era	w-l	app	gs	cq	sho	sv	ip	h	r	er	bb	so	2b	3b	hr	bf	bavg	wp	hbp	bk	sfa	sha
2025	9.64	0-0	5	0	0	0/0	0	4.2	7	5	5	4	1	1	0	1	25	.368	1	1	0	0	1
TOTAL	9.64	0-0	5	0	0	0/0	0	4.2	7	5	5	4	1	1	0	1	25	.368	1	1	0	0	1

Parker Brosius

Year	avg	gp-gs	ab	r	h	2b	3b	hr	rbi	tb	slg%	bb	hbp	so	gdp	ob%	sf	sh	sb-att	po	a	e	fld%
2023	.182	30-0	11	7	2	0	0	0	1	2	.182	2	0	2	0	.308	0	0	1-1	11	1	0	1.000
2024	.298	46-33	114	31	34	7	1	2	28	49	.430	25	6	20	0	.442	2	3	9-9	66	0	1	.985
2025	.234	55-38	124	31	29	6	1	1	20	40	.323	23	7	35	1	.376	3	6	14-15	76	1	3	.963
TOTAL	.261	131-71	249	69	65	13	2	3	49	91	.365	50	13	57	1	.404	5	9	24-25	153	2	4	.975

Drew Burress

Year	avg	gp-gs	ab	r	h	2b	3b	hr	rbi	tb	slg%	bb	hbp	so	gdp	ob%	sf	sh	sb-att	po	a	e	fld%
2024	.381	58-58	218	73	83	15	3	25	67	179	.821	58	5	37	6	.512	4	0	8-10	146	10	2	.987
2025	.333	60-60	228	77	76	23	1	19	62	158	.693	53	7	42	0	.469	2	0	10-11	136	2	2	.986
TOTAL	.357	118-118	446	150	159	38	4	44	129	337	.756	111	12	79	6	.490	6	0	18-21	282	12	4	.987

GT BASEBALL CAREER STATS - AT GEORGIA TECH

Individual Career History

Porter Buursema

Year	avg	gp-gs	ab	r	h	2b	3b	hr	rbi	tb	slg%	bb	hbp	so	gdp	ob%	sf	sh	sb-att	po	a	e	fld%
2025	.000	0-0	0	0	0	0	0	0	0	0	.000	0	0	0	0	.000	0	0	0-0	1	2	0	1.000
TOTAL	.000	0-0	0	0	0	0	0	0	0	0	.000	0	0	0	0	.000	0	0	0-0	1	2	0	1.000

Year	era	w-l	app	gs	cq	sho	sv	ip	h	r	er	bb	so	2b	3b	hr	bf	bavg	wp	hbp	bk	sfa	sha
2025	7.04	0-0	8	0	0	0/1	0	7.2	8	6	6	7	10	2	0	0	43	.267	0	4	0	1	0
TOTAL	7.04	0-0	8	0	0	0/1	0	7.2	8	6	6	7	10	2	0	0	43	.267	0	4	0	1	0

Kayden Campbell

Year	era	w-l	app	gs	cq	sho	sv	ip	h	r	er	bb	so	2b	3b	hr	bf	bavg	wp	hbp	bk	sfa	sha
2025	4.42	2-1	17	0	0	0/0	0	18.1	18	9	9	9	28	3	0	3	89	.247	3	6	0	0	1
TOTAL	4.42	2-1	17	0	0	0/0	0	18.1	18	9	9	9	28	3	0	3	89	.247	3	6	0	0	1

Nathanael Coupet

Year	avg	gp-gs	ab	r	h	2b	3b	hr	rbi	tb	slg%	bb	hbp	so	gdp	ob%	sf	sh	sb-att	po	a	e	fld%
2025	.267	14-3	15	4	4	0	0	1	8	7	.467	2	2	7	1	.400	1	0	0-0	3	0	0	1.000
TOTAL	.267	14-3	15	4	4	0	0	1	8	7	.467	2	2	7	1	.400	1	0	0-0	3	0	0	1.000

Caleb Daniel

Year	avg	gp-gs	ab	r	h	2b	3b	hr	rbi	tb	slg%	bb	hbp	so	gdp	ob%	sf	sh	sb-att	po	a	e	fld%
2025	.316	55-54	206	51	65	16	2	7	32	106	.515	24	6	46	2	.399	2	0	4-4	88	11	2	.980
TOTAL	.316	55-54	206	51	65	16	2	7	32	106	.515	24	6	46	2	.399	2	0	4-4	88	11	2	.980

Caden Gaudette

Year	avg	gp-gs	ab	r	h	2b	3b	hr	rbi	tb	slg%	bb	hbp	so	gdp	ob%	sf	sh	sb-att	po	a	e	fld%
2024	.000	0-0	0	0	0	0	0	0	0	0	.000	0	0	0	0	.000	0	0	0-0	1	1	0	1.000
2025	.000	0-0	0	0	0	0	0	0	0	0	.000	0	0	0	0	.000	0	0	0-0	0	2	0	1.000
TOTAL	.000	0-0	0	0	0	0	0	0	0	0	.000	0	0	0	0	.000	0	0	0-0	1	3	0	1.000

Year	era	w-l	app	gs	cq	sho	sv	ip	h	r	er	bb	so	2b	3b	hr	bf	bavg	wp	hbp	bk	sfa	sha
2024	5.00	0-0	9	0	0	0/0	0	9.0	9	5	5	4	6	3	0	2	39	.273	1	1	0	0	1
2025	6.92	0-1	13	0	0	0/0	0	13.0	15	10	10	7	20	3	0	2	63	.294	0	2	0	2	1
TOTAL	6.14	0-1	22	0	0	0/0	0	22.0	24	15	15	11	26	6	0	4	102	.286	1	3	0	2	2

GT BASEBALL CAREER STATS - AT GEORGIA TECH

Individual Career History

Alex Hernandez

Year	avg	gp-gs	ab	r	h	2b	3b	hr	rbi	tb	slg%	bb	hbp	so	gdp	ob%	sf	sh	sb-att	po	a	e	fld%
2025	.335	59-59	230	47	77	11	2	16	69	140	.609	32	3	49	9	.415	5	0	5-6	125	62	7	.964
TOTAL	.335	59-59	230	47	77	11	2	16	69	140	.609	32	3	49	9	.415	5	0	5-6	125	62	7	.964

Year	era	w-l	app	gs	cq	sho	sv	ip	h	r	er	bb	so	2b	3b	hr	bf	bavq	wp	hbp	bk	sfa	sha
2025	6.14	0-1	6	1	0	0/1	2	7.1	4	5	5	3	3	0	0	2	29	.160	0	1	0	0	0
TOTAL	6.14	0-1	6	1	0	0/1	2	7.1	4	5	5	3	3	0	0	2	29	.160	0	1	0	0	0

Carson Kerce

Year	avg	gp-gs	ab	r	h	2b	3b	hr	rbi	tb	slg%	bb	hbp	so	gdp	ob%	sf	sh	sb-att	po	a	e	fld%
2024	.282	50-35	131	27	37	5	0	2	25	48	.366	21	4	36	4	.392	2	6	2-2	27	74	5	.953
2025	.313	60-59	198	48	62	20	0	4	40	94	.475	32	5	37	3	.411	6	3	6-9	45	114	9	.946
TOTAL	.301	110-94	329	75	99	25	0	6	65	142	.432	53	9	73	7	.404	8	9	8-11	72	188	14	.949

Vahn Lackey

Year	avg	gp-gs	ab	r	h	2b	3b	hr	rbi	tb	slg%	bb	hbp	so	gdp	ob%	sf	sh	sb-att	po	a	e	fld%
2024	.214	36-26	84	14	18	2	0	4	15	32	.381	12	3	18	4	.330	1	3	1-1	237	18	3	.988
2025	.347	60-60	222	45	77	14	1	6	42	111	.500	25	8	38	7	.421	6	5	18-21	417	54	10	.979
TOTAL	.310	96-86	306	59	95	16	1	10	57	143	.467	37	11	56	11	.396	7	8	19-22	654	72	13	.982

Jake Lankie

Year	avg	gp-gs	ab	r	h	2b	3b	hr	rbi	tb	slg%	bb	hbp	so	gdp	ob%	sf	sh	sb-att	po	a	e	fld%
2025	.000	0-0	0	0	0	0	0	0	0	0	.000	0	0	0	0	.000	0	0	0-0	0	1	2	.333
TOTAL	.000	0-0	0	0	0	0	0	0	0	0	.000	0	0	0	0	.000	0	0	0-0	0	1	2	.333

Year	era	w-l	app	gs	cq	sho	sv	ip	h	r	er	bb	so	2b	3b	hr	bf	bavq	wp	hbp	bk	sfa	sha
2025	6.10	0-1	8	0	0	0/0	0	10.1	13	7	7	4	12	3	0	1	48	.325	0	1	0	2	1
TOTAL	6.10	0-1	8	0	0	0/0	0	10.1	13	7	7	4	12	3	0	1	48	.325	0	1	0	2	1

Tate McKee

Year	avg	gp-gs	ab	r	h	2b	3b	hr	rbi	tb	slg%	bb	hbp	so	gdp	ob%	sf	sh	sb-att	po	a	e	fld%
2024	.000	0-0	0	0	0	0	0	0	0	0	.000	0	0	0	0	.000	0	0	0-0	2	6	0	1.000
2025	.000	0-0	0	0	0	0	0	0	0	0	.000	0	0	0	0	.000	0	0	0-0	2	10	1	.923
TOTAL	.000	0-0	0	0	0	0	0	0	0	0	.000	0	0	0	0	.000	0	0	0-0	4	16	1	.952

Year	era	w-l	app	gs	cq	sho	sv	ip	h	r	er	bb	so	2b	3b	hr	bf	bavq	wp	hbp	bk	sfa	sha
2024	7.28	4-5	18	8	0	0/1	1	47.0	47	39	38	28	61	12	2	9	219	.257	3	4	1	2	2
2025	4.84	8-3	16	16	0	0/0	0	80.0	82	52	43	38	83	13	3	11	362	.265	3	6	1	3	5
TOTAL	5.74	12-8	34	24	0	0/1	1	127.0	129	91	81	66	144	25	5	20	581	.262	6	10	2	5	7

Adam McKelvey

Year	avg	gp-gs	ab	r	h	2b	3b	hr	rbi	tb	slg%	bb	hbp	so	gdp	ob%	sf	sh	sb-att	po	a	e	fld%
------	-----	-------	----	---	---	----	----	----	-----	----	------	----	-----	----	-----	-----	----	----	--------	----	---	---	------

Year	era	w-l	app	gs	cq	sho	sv	ip	h	r	er	bb	so	2b	3b	hr	bf	bavq	wp	hbp	bk	sfa	sha
2025	6.00	0-0	4	0	0	0/0	0	3.0	3	2	2	1	2	1	0	0	12	.273	0	0	0	0	0
TOTAL	6.00	0-0	4	0	0	0/0	0	3.0	3	2	2	1	2	1	0	0	12	.273	0	0	0	0	0

GT BASEBALL CAREER STATS - AT GEORGIA TECH

Individual Career History

Tyler Neises

Year	avg	gp-gs	ab	r	h	2b	3b	hr	rbi	tb	slg%	bb	hbp	so	gdp	ob%	sf	sh	sb-att	po	a	e	fld%
2024	.143	10-0	7	0	1	0	0	0	1	1	.143	1	0	4	0	.250	0	0	0-0	3	1	0	1.000
2025	.261	34-21	88	16	23	5	1	1	15	33	.375	16	2	20	3	.383	1	0	4-4	13	1	2	.875
TOTAL	.253	44-21	95	16	24	5	1	1	16	34	.358	17	2	24	3	.374	1	0	4-4	16	2	2	.900

Mason Patel

Year	avg	gp-gs	ab	r	h	2b	3b	hr	rbi	tb	slg%	bb	hbp	so	gdp	ob%	sf	sh	sb-att	po	a	e	fld%
2024	.000	0-0	0	0	0	0	0	0	0	0	.000	0	0	0	0	.000	0	0	0-0	3	4	0	1.000
2025	.000	0-0	0	0	0	0	0	0	0	0	.000	0	0	0	0	.000	0	0	0-0	2	7	0	1.000
TOTAL	.000	0-0	0	0	0	0	0	0	0	0	.000	0	0	0	0	.000	0	0	0-0	5	11	0	1.000

Year	era	w-l	app	gs	cq	sho	sv	ip	h	r	er	bb	so	2b	3b	hr	bf	bavg	wp	hbp	bk	sfa	sha
2024	8.25	2-3	14	5	0	0/0	0	36.0	54	33	33	16	32	9	0	6	175	.362	2	4	0	5	1
2025	3.34	11-2	23	0	0	0/0	5	70.0	57	29	26	18	64	11	1	8	283	.223	2	5	0	2	2
TOTAL	5.01	13-5	37	5	0	0/0	5	106.0	111	62	59	34	96	20	1	14	458	.274	4	9	0	7	3

Drew Rogers

Year	avg	gp-gs	ab	r	h	2b	3b	hr	rbi	tb	slg%	bb	hbp	so	gdp	ob%	sf	sh	sb-att	po	a	e	fld%
2025	.269	30-22	67	13	18	3	1	6	18	41	.612	14	6	33	0	.427	2	3	0-0	113	11	2	.984
TOTAL	.269	30-22	67	13	18	3	1	6	18	41	.612	14	6	33	0	.427	2	3	0-0	113	11	2	.984

Kent Schmidt

Year	avg	gp-gs	ab	r	h	2b	3b	hr	rbi	tb	slg%	bb	hbp	so	gdp	ob%	sf	sh	sb-att	po	a	e	fld%
2002	.000	0-0	0	0	0	0	0	0	0	0	.000	0	0	0	0	.000	0	0	0-0	2	3	1	.833
2025	.397	40-39	156	39	62	16	0	5	43	93	.596	17	6	22	3	.464	4	0	4-4	252	5	0	1.000
TOTAL	.397	40-39	156	39	62	16	0	5	43	93	.596	17	6	22	3	.464	4	0	4-4	254	8	1	.996


Year	era	w-l	app	gs	cq	sho	sv	ip	h	r	er	bb	so	2b	3b	hr	bf	bavg	wp	hbp	bk	sfa	sha
2002	3.64	5-2	19	11	0	0/0	0	71.2	73	36	29	31	80	16	1	8	325	.260	11	13	0	0	0
2003	4.05	1-1	7	2	0	0/0	0	13.1	10	6	6	11	16	2	0	1	62	.213	2	4	1	0	0
TOTAL	3.71	6-3	26	13	0	0/0	0	85.0	83	42	35	42	96	18	1	9	387	.253	13	17	1	0	0

Caden Spivey

Year	avg	gp-gs	ab	r	h	2b	3b	hr	rbi	tb	slg%	bb	hbp	so	gdp	ob%	sf	sh	sb-att	po	a	e	fld%
2025	.000	0-0	0	0	0	0	0	0	0	0	.000	0	0	0	0	.000	0	0	0-0	0	2	0	1.000
TOTAL	.000	0-0	0	0	0	0	0	0	0	0	.000	0	0	0	0	.000	0	0	0-0	0	2	0	1.000

Year	era	w-l	app	gs	cq	sho	sv	ip	h	r	er	bb	so	2b	3b	hr	bf	bavg	wp	hbp	bk	sfa	sha
2025	4.05	2-1	14	5	0	0/0	0	33.1	32	17	15	22	32	3	1	3	156	.254	2	3	0	2	2
TOTAL	4.05	2-1	14	5	0	0/0	0	33.1	32	17	15	22	32	3	1	3	156	.254	2	3	0	2	2

TV/RADIO ROSTER




#0

MICHAEL DEEINF • R/R • 6-2 • 174 • Fr.
Stone Mountain, Ga. (St. Pius X)


#1

PARKER BROSIOUSOF • R/L • 6-1 • 200 • Sr.
Suwanee, Ga. (Lambert HS)

#2

JARREN ADVINCULAINF • L/R • 6-2 • 195 • Jr.
Santa Clara, Calif. (Cal)

#3

CARSON KERCEINF • R/R • 5-11 • 200 • Jr.
Marietta, Ga. (Pope HS)

#4

ALEX HERNANDEZRHP/UTL • R/R • 6-2 • 210 • So.
Cumming, Ga. (Forsyth Central)


#5

DOMINIC STEPHENSONC/OF • R/R • 6-0 • 208 • Fr.
Marietta, Ga. (Harrison HS)

#6

CALEB DANIELOF • L/R • 6-0 • 188 • So.
Cartersville, Ga. (Cartersville HS)

#7

WILL BAKERINF • L/R • 6-0 • 197 • So.
Upper Coomera, Queensland, Australia

#8

DREW BURRESSOF • R/R • 5-9 • 185 • Jr.
Houston County, Ga. (Houston Co. HS)


#9

COLEMAN LEWISOF • L/R • 6-1 • 220 • Fr.
Lake Park, Ga. (Lowndes HS)


#10

KENT SCHMIDTINF • L/R • 6-0 • 225 • Jr.
Marietta, Ga. (Georgia Southern)

#11

RYAN ZUCKERMANINF • R/R • 6-4 • 230 • Jr.
Yardley, Pa. (Pitt)

#14

CADE BROWNOF/INF • R/R • 6-1 • 210 • So.
Lilburn, Ga. (Georgia)

#15

COOPER UNDERWOODLHP • L/L • 6-1 • 190 • Fr.
Acworth, Ga. (Allatoona HS)


#16

CHARLIE WILLCOXRHP • S/R • 6-3 • 218 • Fr.
Santa Rosa Beach, Fla. (South Walton HS)

#18

CADEN GAUDETTERHP • R/R • 6-0 • 207 • R-Jr.
Alpharetta, Ga. (Milton HS)

#19

NATHANAEL COUPETC/OF • R/R • 6-0 • 218 • R-So.
Boynton Beach, Fl. (North Broward Prep)

#20

CADEN SPIVEYRHP • R/R • 6-2 • 193 • Sr.
Vidalia, Ga. (Notre Dame)

#21

CARSON BALLARDRHP • R/R • 6-1 • 195 • R-Jr.
Alpharetta, Ga. (Wesleyan HS)

#22

TATE MCKEERHP • R/R • 6-3 • 210 • Jr.
Kennesaw, Ga. (Mount Paran Christian)

#24

JACKSON BLAKELYRHP • R/R • 6-0 • 220 • So.
Thomaston Ga. (Upson-Lee HS)

#25

VAHN LACKEYC/INF • R/R • 6-2 • 215 • Jr.
Suwanee, Ga. (Collins Hill HS)

#26

JAMIE VICENSRHP • R/R • 6-5 • 202 • Fr.
Atlanta, Ga. (Marist School)


#29

MASON PATELRHP • R/R • 6-1 • 208 • Jr.
Knoxville, Tenn. (Georgia State)

#31

JUSTIN SHADEKRHP • R/R • 6-6 • 235 • R-So.
Kinnelon, N.J. (Rutgers)

#32

BRETT BARFIELDLHP • L/L • 6-1 • 215 • Sr.
Cumming, Ga. (Florida St.)

#34

DREW ROGERSC • R/R • 6-1 • 220 • So.
Tempe, Ariz. (Hamilton HS)


#35

JAKE LANKIERHP • R/R • 6-2 • 191 • R-So.
Alpharetta, Ga. (Georgia)


#37

DYLAN LOYLHP • L/L • 6-0 • 208 • Jr.
Pigeon Forge, Tenn. (Tennessee)

#39

TYLER NEISESOF • L/R • 6-3 • 225 • Jr.
Dalton, Ga. (Dalton HS)

#41

JUDSON HARTWELLINF • R/R • 6-3 • 215 • Fr.
Watkinsville, Ga. (Prince Ave. Christian)

#43

DIMITRI ANGELAKOSRHP • R/R • 6-1 • 214 • R-Fr.
Woodstock, Ga. (Etowah HS)

#49

KAYDEN CAMPBELLLHP • R/L • 6-2 • 205 • Jr.
Cincinnati, Ohio (Louisville)


#54

RILEY HASENSTABRHP • R/R • 6-2 • 218 • R-Fr.
Duluth, Ga. (Duluth HS)

#55

ADAM MCKELVEYLHP • L/L • 6-3 • 229 • Fr.
Roswell, Ga. (Roswell HS)


#99

PORTER BUURSEMARHP • R/R • 6-1 • 198 • Soph.
Woodstock, Ga. (Georgia Southern)

#13

JAMES RAMSEYHead Coach (1st Season)
8th year at Tech

#77

MATT TAYLORPitching Coach/Recruiting Coord.
3rd Season


#27

SCOTT STRICKLINAssistant Coach (1st Season)
7th Year at Tech


#48

JOSH SCHULMAN

Assistant Coach (2nd Season)



#

JASON RICHMANDirector of Pitching
3rd Season

#

TREY YUNGERDirector of Operations
1st Season