



GEORGIA TECH BASKETBALL 2025-26

ACC Champions 1985, 1990, 1993, 2021 • Final Four 1990, 2004 • 17 NCAA Tournament appearances

2025-26 Schedule/Results

OVERALL: 11-11 | ACC: 2-7 | NON-CON: 9-4
HOME: 10-5 | AWAY: 1-4 | NEUTRAL: 0-2

N3	UMES	ACCNX	W, 56-52 (ot)
N7	BRYANT	ACCNX	W, 74-45
N10	SOUTHEASTERN LOUISIANA	ACCN	W, 70-60
N14	at Georgia	SECN	L, 92-87
N18	GEORGIA SOUTHERN	ACCNX	W, 68-66
N23	WEST GEORGIA	ACCNX	W, 82-66
N28	vs. DePaul+	CBSN	L, 75-61
N29	vs. Drake+	ECC	L, 84-74
D3	MISSISSIPPI STATE!	ACCN	L, 85-73
D6	MONMOUTH	ACCNX	W, 79-67
D16	MARIST	ACCNX	W, 87-76
D20	LAFAYETTE	ACCNX	W, 95-81
D28	FLORIDA A&M	ACCNX	W, 89-65
D31	at No. 6/5 Duke*	ACCN	L, 85-79
J3	BOSTON COLLEGE*	ACCN	W, 65-53
J6	SYRACUSE*	ACCN	L, 82-72
J10	at Miami*	ESPN2	L, 91-81
J14	PITTSBURGH*	ACCN	L, 89-66
J17	at NC State*	The CW	W, 78-74
J24	No. 18/18 CLEMSON*	ACCN	L, 77-63
J27	at Virginia Tech*	ACCN	L, 71-65
J31	No. 16/18 NORTH CAROLINA*	ACCN	L, 91-75
F4	at California*	ACCN	8 pm
F7	at Stanford*	ESPNU	8 pm
F11	WAKE FOREST*	ACCN	9 pm
F14	at Notre Dame*	The CW	12 pm
F18	VIRGINIA*	ACCN	9 pm
F21	at Louisville*	The CW	2:15 pm
F28	FLORIDA STATE*	ACCN	12 pm
M4	CALIFORNIA*	ESPNU	7 pm
M7	at Clemson*	ACCN	12 pm
M10	ACC Tournament%	tba	tba
IACC/SEC Challenge; +Emerald Coast Classic (Destin, Fla.); *ACC contest; %ACC Tournament (Charlotte, N.C.)			
All times Eastern; home games in ALL CAPS			

RADIO: Georgia Tech Sports Network by Legends Sports

Announcers	Andy Demetra, Randy Waters
Producer/Engineer	Isiah Stewart
Network station in Atlanta	680 FM / 93.7 FM
Satellite Radio	SiriusXM App
Online	GT Gameday App, Ramblinwreck.com

Television ACC Network

Announcers	Dave Feldman (PxP), Corey Williams (Analyst)
------------	--

Communications

GTMBB contact	Liz Ryan
Phone	404-431-9619
E-mail	lryan@athletics.gatech.edu

Social Media: #StingEm

X	@GTMBB
Facebook	gtmensbasketball
Instagram	gtmensbasketball

GEORGIA TECH YELLOW JACKETS 11-11 (2-7 ACC)



Series vs. California

- Georgia Tech meets California as an ACC opponent for just the second time in program history, and fifth time overall
- The Yellow Jackets took last year's decision in McCamish Pavilion, 90-88, in overtime. **Baye Ndongo's** tip-in at the buzzer sealed the overtime victory. He was one of three Yellow Jackets to finish in double-figures, and one of two to post 20-plus points, contributing 26 points in the win.
- Ndongo logged a double-double in the win behind a game-high 13 rebounds. Ndongo converted 11-of-14 attempts from the field, including a three-pointer.
- Tech shot a season-high 55.0 percent (11-20) from three-point distance against the Golden Bears last season
- The previous three meetings in history all took place in California. The first two meetings occurred on back-to-back days during the 1950-51 season, while the third was played in the semifinals of the DirecTV Classic in Anaheim
- Damon Stoudamire** is 1-0 against California as head coach, but is quite familiar with the Golden Bears as a player.
- As a player at Arizona, **Damon Stoudamire** faced California eight times and went 6-2 against the Golden Bears. Stoudamire holds the second-highest single-game record in Arizona history for three-point attempts, which came against Cal on Feb. 12, 1995 when he went 4-for-15

Tech's Last Time Out

- Georgia Tech met its third top-25 team of the season last Saturday, hosting No. 16/18 North Carolina in front of a soldout crowd in McCamish Pavilion last Saturday
- Baye Ndongo** led all players with a game-high 27 points and just missed a double-double with seven rebounds. Just shy of tying his career-high in scoring of 29 points, Ndongo hit a season-high nine field goals in the game and tied his career high at the free throw line, converting 8-of-10
- Kam Craft** added 15 points in the outing for his second straight game with a double-figure performance and third in the last five. It marked the first time with back-to-back double-figure performances in the White and Gold for Craft.
- After having his streak of double-figure performances snapped at Virginia Tech, **Kowacie Reeves Jr.** returned to the plateau with 14 points
- Tech produced a solid second half, shooting 50.0 percent from the floor, while holding UNC to a 40.0 percent clip, but could not overcome a 15-point halftime deficit
- UNC was held to a 16.7 percent effort from three-point range in the final 20 minutes and finished at 25.8 percent overall. It marked the second consecutive game Tech has held its opponent to under 30.0 percent from long distance

The Tip-Off

- Georgia Tech opens a new month with back-to-back road games of the season, and first since Feb. 22/25 games at Boston College and Pitt last season
- Georgia Tech meets its fourth-straight NCAA NET Quad 1 opponent, fourth in six games and seventh of the season, on Wednesday. To date, six of Tech's seven Quad 1 games have been on the road. The Jackets collected their first tier 1 win of

GAME 23

Date Wednesday, Feb. 4, 2026
Time (EST) 8 PM
City..... Berkeley, Calif.
Arena..... Haas Pavilion
Series..... California leads 3-1
Last Meeting GT 90, Cal 88 (2/15/25)

CALIFORNIA GOLDEN BEARS 16-6 (4-5 ACC)



PROGRAM INFORMATION

Home venue	McCamish Pavilion, Atlanta, Ga.
Record at home	154-86 (14th season)
All-time record	1,478-1,350
NCAA appearances	17
NIT appearances	10
ACC Championships	4 (1985, 1990, 1993, 2021)

GEORGIA TECH YELLOW JACKETS

Rankings (AP/Coaches/KenPom/NET)	nr		nr		135		142
Record breakdown	10-5 home		1-4 road		0-2 neutral		
Head coach	Damon Stoudamire (Arizona, 1995)						
Career record at GT	113-123 (8th yr)		42-46 (3rd yr)				
Stoudamire vs. Cal							1-0

CALIFORNIA GOLDEN BEARS

Rankings (AP/Coaches/KenPom/NET)	nr nr 54 51
Record breakdown	13-2 home 2-4 road 1-0 neutral
Head coach	Mark Madsen (Stanford, 2000)
Career record at Cal	113-95 (7th) 43-44 (3rd)
Madsen vs. Georgia Tech	0-1

CAREER WATCH

Player	Current	Milestone
Baye Ndongo	1,038 points	0 to 1,000
Kowacie Reeves Jr.	1,123 points	0 to 1,000
Lamar Washington	843 points	157 to 1,000

TEAM COMPARISON



Record 11-11	Record 16-6
Conference Record 2-7	Conference Record 4-5
Points per game 74.5	Points per game 78.3
Scoring Margin +0.5	Scoring Margin +7.7
FG Percentage448	FG Percentage447
3-pt FG Percentage364	3-pt FG Percentage368
3-pt FG Made Per Game 6.7	3-pt FG Made Per Game 9.0
FT Percentage694	FT Percentage787
Rebounds per game 39.0	Rebounds per game 34.7
Rebounding Margin +3.1	Rebounding Margin -1.8
Assists Per Game 16.4	Assists Per Game 14.1
Turnovers Per Game 13.5	Turnovers Per Game 9.8
Turnover Margin -2.7	Turnover Margin +1.7
Steals Per Game 6.1	Steals Per Game 6.0
Blocks Per Game 4.3	Blocks Per Game 3.5

TECH TIDBITS

Georgia Tech Quick Facts

Official Name: Georgia Institute of Technology
Location: Atlanta, Ga.
Enrollment: 53,067
Founded: 1885
Colors: Old Gold and White
Nickname: Yellow Jackets, Ramblin' Wreck
Mascot: Buzz (Yellow Jacket)
Fight Songs: Ramblin' Wreck, White and Gold
Conference: Atlantic Coast (ACC)
Home Arena: McCamish Pavilion (capacity 8,600)
President: Dr. Angel Cabrera
Director of Athletics: Ryan Alpert
Faculty Rep. for Athletics: Dr. Jenna Jordan
Head Coach: Damon Stoudamire (Arizona, 1995) Record at Tech: 42-46 (3rd season) Overall: 113-123 (8th season) ACC Regular Season: 19-30 ACC Tournament: 1-2 NCAA Tournament: 0-0
Associate Head Coach: Karl Hobbs (Connecticut, 1984), 3rd season
Assistant Coach: Greg Gary (Tulane, 1992), 2nd season
Assistant Coach: Pershin Williams (North Florida, 2005), 3rd season
Assistant Coach: Nate Babcock (Wisconsin-Eau Claire, 2009), 3rd season
Assistant Coach: Bonzi Wells (Ball State, 1998), 3rd season
Quality Control Specialist: B.J. Elder (Georgia Tech, 2014), 7th season
Director of Player Personnel: Matt Holt (Northeastern, 2011), 3rd season
Assistant Director of Operations: Taylor Ann Hendricks (Iowa State, 2020), 4th season
Special Assistant to the Head Coach: James Forrest (Georgia Tech, 1995), 2nd season
Assistant Director of Sports Medicine: Kelly German (Georgia Southern, 2013), 1st season
Director of Strength and Conditioning: Justin Landry (Cal State East Bay, 2012), 3rd season
Social Media Specialist: Grayson Rosen (Kennesaw State, 2024), 1st season

Basketball History

111th season: 1st game, Feb. 17, 1906 vs. Auburn
All-time Record: 1,479-1,350 !
Winning/Losing/500 Seasons: 55 / 50 / 5
NCAA Appearances (17): 23-17 record 1960, 1985, 1986, 1987, 1988, 1989, 1990, 1991, 1992, 1993, 1996, 2001, 2004, 2005, 2007, 2010, 2021
Final Fours (2): 1990, 2004
NIT Appearances (10): 14-10 record 1970, 1971, 1984, 1994, 1998, 1999, 2003, 2016, 2017, 2025
ACC Championships (4): 1985, 1990, 1993, 2021
ACC Regular-Season Titles (2): 1985 (tie), 1996
ACC Regular-Season Record (46th season): 304-443 !
ACC Tournament Record: 30-41
SEC Championships (1): 1938
SEC Regular-Season Titles (1): 1937
SEC Regular-Season Record (1932-64): 201-207
Metro Conference Regular-Season Record (1975-78): 9-10
Metro Conference Tournament Record: 4-3
Record at McCamish Pavilion: 155-86 ! (13 seasons)
Record at Alexander Memorial Coliseum: 556-194 (55 seasons, 1956-2011)
Record at State Farm Arena: 8-12
Record at Gas South Arena: 4-1
Record at Georgia Dome: 9-5
All-Time Head Coaches: 15
ACC Head Coaches: 6
All-America Selections: 14 (12 players)
Consensus All-Americans: 2
First-Team All-Americans: 5
National Players of the Year: 1
All-ACC Selections: 59 times (36 players)
ACC Players of the Year: 2
ACC Rookies of the Year: 11
ACC Coaches of the Year: 5 (3 coaches)
ACC Tournament MVPs: 4
ACC All-Freshman Team: 15
<i>! On-court record (Georgia Tech had 22 wins and one loss during the 2016-17 and 2017-18 seasons vacated by the NCAA's Committee on Infractions.)</i>

the year upending NC State on Jan. 17

- Familiar faces - **Chas Kelley III** and John Camden utilized the same trainer while Kelley attended The Phelps School in Pennsylvania

- The Yellow Jackets are 5-9 against top-25 teams under **Damon Stoudamire** (including a win over Clemson that was ranked No. 21 in the coaches poll but unranked in the AP poll at the time)

- Georgia Tech looks to pick up its third win of 2026 and third win in January on Wednesday. Georgia Tech **Damon Stoudamire** tend to turn a corner in the month of February, boasting a 7-7 record, including a 5-2 mark last season in the month. A win would be the 20th ACC victory under Stoudamire in three seasons.

- Three Yellow Jackets are averaging double-figures through 22 games paced by **Kowacie Reeves Jr.** (15.8 ppg), **Baye Ndongo** (12.4 ppg) and **Lamar Washington** (11.4 ppg). **Mouhamed Sylla** (9.6 ppg) and **Akai Fleming** (8.9 ppg) are just outside.

Jackets vs. Golden Bears

- Junior **Baye Ndongo** logged an impressive outing against California last season with 26 points, 13 rebounds, one assist, one steal and a block

- Sophomore **Jaeden Mustaf** saw 25:25 minutes of playing time against Cal last season, posting eight points, four assists, four steals, a block and a rebound

- While redshirt-senior **Kowacie Reeves Jr.** did not see playing time last year against Cal due to injury, the Macon, Ga., native played against Cal his freshman season at Florida, recording two steals and a rebound in just over seven minutes in the Fort Myers Tip-Off

- Transfer **Chas Kelley III** contributed seven points and a rebound in 25:29 minutes of playing time with Boston College at Cal last season

- **Peyton Marshall** played just over 14 minutes against the Golden Bears while at Missouri last season, adding six points, three rebounds and a steal in the 98-93 win

Tech Bytes

- Of Tech's remaining 9 games of the regular season, the Yellow Jackets are set to meet four Quad 1 opponents, four Quad 2 opponents and one Quad 3 opponent

- Georgia Tech has had 17 games this season decided by 15 points or less, including 10 by 10 points or less and four by five points or less

- Georgia Tech is 9-1 this season when holding its opponent to under 40.0% shooting from the floor - it's only loss coming at Virginia Tech. Alternatively, the Jackets are 2-10 when opponents shoot over 40.0% from the field, including an 0-4 mark when shooting over 50.0%

- The Jackets have held 10 opponents to 40 percent or under from the floor, most recently Virginia Tech (33.8%)

- Tech has held four ACC opponents to under 30% from three-point range, most recently UNC (25.8%), and seven total under 40.0%

- Overall this season, the Jackets have held 10 opponents to under 30% from 3-point distance and 18 to under 40%

- In Georgia Tech wins, the Yellow Jackets are shooting on average 48.0 percent from the field, while its opponents average 35.5 percent

- Georgia Tech tends to spread its offense and any player can contribute on any night. The Jackets have had at least two players reach double-figures in every game this season, and 13 games with four or more. In three games, five have reached 10-plus and one game with six.

- The Jackets have 16 games recording more assists than turnovers, posting a season-high 23 assists against FAMU

- The Jackets have recorded double-figure assists in all

Series vs. California (1-3)

Home: 1-0, Away: 0-2, Neutral: 0-1

All Home Games: 1-0
At McCamish Pavilion: 1-0
In Atlanta: 1-0
All Road Games: 0-2
At Haas Pavilion: 0-0
As ACC members: 1-0
In the ACC Tournament: 0-0
All Neutral Games: 0-1
Under Roy McArthur: 0-2
Under Brian Gregory: 0-1
Under Damon Stoudamire: 1-0
Vs. Mark Madsen: 1-0
Longest Winning Streak: 1 game
Longest Losing Streak: 3 games
Most Points Scored: 90 on 2-15-2025
Fewest Points Scored: 47 on 12-30-1950
Most Points Allowed: 88 on 2-15-2025
Fewest Points Allowed: 68 on 11-23-2012
Largest Margin of Victory: 2 o 2-15-2025
Largest Margin of Defeat: 33 on 12-30-1950

- Tech won the first meeting between the two teams as ACC foes, 90-88 in overtime on Feb. 15, 2025 at McCamish Pavilion, the only scheduled regular-season contest
- The first three meetings between Tech and California took place in the Golden State. The most recent meeting occurred on Nov. 23, 2012, a 68-57 Golden Bears victory in the semifinals of the DirecTV Classic in Anaheim, Calif.
- The other two games were played on back-to-back days during the 1950-51 season as part of a West Coast holiday trip by Roy McArthur's Yellow Jacket team. The Golden Bears routed Tech in both games. The Jackets also played at San Francisco the day before the first game with Cal, and lost that one as well.
- Tech coach Damon Stoudamire had never faced California in his head coaching career before the 2024-25 season, but he was 6-2 vs. the Bears as a player at Arizona, and 2-2 as an assistant coach with the Wildcats.

All-Time Series Results

12-29-1950	a1	L	57- 82
12-30-1950	a1	L	45- 78
11-23-2012	n1	L	57- 68
2-15-2025 (ot).....	h15	W	90- 88

a1-Harmon Gym; n1-DirecTV Classic (Anaheim, Calif)

ROSTER AT A GLANCE

NUMERICAL

No.	Name	Pos.	Ht.	Wt.	Cl.	Exp.	Hometown	High School/College
0	Akai Fleming	G	6-4	184	Fr.	HS	Marietta, Ga.	Overtime Elite (Atlanta, Ga.)
1	Lamar Washington	G	6-4	200	Sr.	TR	Portland, Ore.	Arizona Compass Prep/Pacific
2	Eric Chatfield, Jr.	G	5-11	160	Fr.	HS	Atlanta, Ga.	Pace Academy
3	Jaeden Mustaf	G	6-5	210	So.	HS	Bowie, Md.	Overtime Elite (Atlanta, Ga.)
5	Peyton Marshall	C	7-0	300	So.	TR	Atlanta, Ga.	Overtime Elite (Atlanta, Ga.)/Missouri
6	Mouhamed Sylla	C	6-10	240	Fr.	HS	Louga, Senegal	Belle Vista Prep (Phoenix, Ariz.)
7	Chas Kelley III	G	6-3	185	Sr.	TR	Houston, Texas	The Phelps School (Malvern, Pa.)/Boston College
8	Cole Kirouac	C	7-0	199	Fr.	HS	Cumming, Ga.	Overtime Elite (Atlanta, Ga.)
10	Davi Remagen	G	6-3	193	Fr.	HS	Köln (Cologne), Germany	RheinStars Köln
11	Baye Ndongo	F	6-9	240	Jr.	1VL	Mboro, Senegal	Putnam (Conn.) Science Academy
12	Kam Craft	G/F	6-6	205	r-Jr.	TR	Chicago, Ill.	The Skill Factory (Atlanta, Ga.)/Miami (Ohio)
14	Kowacie Reeves, Jr.	G	6-7	205	Sr.	1VL	Macon, Ga.	Westside HS / Florida
23	Brandon Stores Jr.	G	6-5	210	Fr.	HS	The Bronx, N.Y.	St. Raymond High School for Boys
32	Dyllan Thompson	G/F	6-7	215	Fr.	HS	Sugar Land, Texas	Second Baptist HS

ALPHABETICAL

No.	Name	Pos.	Ht.	Wt.	Cl.	Exp.	Hometown	High School/College
2	Eric Chatfield, Jr.	G	5-11	160	Fr.	HS	Atlanta, Ga.	Pace Academy
12	Kam Craft	G/F	6-6	205	r-Jr.	TR	Chicago, Ill.	The Skill Factory (Atlanta, Ga.)/Miami (Ohio)
0	Akai Fleming	G	6-4	184	Fr.	HS	Marietta, Ga.	Overtime Elite (Atlanta, Ga.)
7	Chas Kelley III	G	6-3	185	Sr.	TR	Houston, Texas	The Phelps School (Malvern, Pa.)/Boston College
8	Cole Kirouac	C	7-0	199	Fr.	HS	Cumming, Ga.	Overtime Elite (Atlanta, Ga.)
5	Peyton Marshall	C	7-0	300	So.	TR	Atlanta, Ga.	Overtime Elite (Atlanta, Ga.)/Missouri
3	Jaeden Mustaf	G	6-5	210	So.	HS	Bowie, Md.	Overtime Elite (Atlanta, Ga.)
11	Baye Ndongo	F	6-9	240	Jr.	1VL	Mboro, Senegal	Putnam (Conn.) Science Academy
14	Kowacie Reeves, Jr.	G	6-7	205	Sr.	1VL	Macon, Ga.	Westside HS / Florida
10	Davi Remagen	G	6-3	193	Fr.	HS	Köln (Cologne), Germany	RheinStars Köln
23	Brandon Stores Jr.	G	6-5	210	Fr.	HS	The Bronx, N.Y.	St. Raymond High School for Boys
6	Mouhamed Sylla	C	6-10	240	Fr.	HS	Louga, Senegal	Belle Vista Prep (Phoenix, Ariz.)
32	Dyllan Thompson	G/F	6-7	215	Fr.	HS	Sugar Land, Texas	Second Baptist HS
1	Lamar Washington	G	6-4	200	Sr.	TR	Portland, Ore.	Arizona Compass Prep/Pacific

Head Coach: Damon Stoudamire (Arizona, 1995), 3rd season

Associate Head Coach: Karl Hobbs (Connecticut, 1984), 3rd season

Assistant Coach: Greg Gary (Tulane, 1992), 2nd season

Assistant Coach: Pershin Williams (North Florida, 2005), 3rd season

Assistant Coach: Nate Babcock (Wisconsin-Eau Claire, 2009), 3rd season

Assistant Coach: Bonzi Wells (Ball State, 1998), 3rd season

Quality Control Analyst: B.J. Elder (Georgia Tech, 2014), 7th season

Director of Player Personnel: Matt Holt (Northeastern, 2011), 3rd season

Assistant Director of Operations: Taylor Ann Hendricks (Iowa State, 2020), 4th season

Special Assistant to the Head Coach: James Forrest (Georgia Tech, 1995), 2nd season

Assistant Director of Sports Medicine/Men's Basketball: Kelly German (Georgia Southern, 2013), 1st season

Director of Strength and Conditioning/Men's Basketball: Justin Landry (Cal State East Bay, 2012), 3rd season

Social Media Coordinator: Grayson Rosen (Kennesaw State, 2024), 1st season

BY CLASS

Seniors: Chas Kelley III, Kowacie Reeves Jr. (r), Lamar Washington

Juniors: Kam Craft (r), Baye Ndongo

Sophomores: Peyton Marshall, Jaeden Mustaf

Freshman: Eric Chatfield, Jr., Akai Fleming, Cole Kirouac, Davi Remagen, Brandon Stores Jr., Mouhamed Sylla, Dyllan Thompson (r)

BY STATE/COUNTRY

Georgia: Eric Chatfield, Jr., Akai Fleming, Cole Kirouac, Peyton Marshall, Kowacie Reeves Jr.,

Germany: Davi Remagen

Illinois: Kam Craft

Maryland: Jaeden Mustaf

New York: Brandon Stores Jr.

Oregon: Lamar Washington

Senegal: Baye Ndongo, Mouhamed Sylla

Texas: Chas Kelley III, Dyllan Thompson

BY MAJOR

Applied Language and Intercultural Studies: Baye Ndongo, Davi Remagen

Business Administration: Eric Chatfield, Jr., Kam Craft, Cole Kirouac, Akai Fleming, Jaeden Mustaf, Brandon Stores Jr., Mouhamed Sylla, Dyllan Thompson

History, Technology & Society: Chas Kelley III, Lamar Washington

Literature, Media & Communication: Peyton Marshall, Kowacie Reeves Jr.

BY HEIGHT

5-11 Eric Chatfield, Jr.

6-3 Chas Kelley III, Davi Remagen

6-4 Akai Fleming, Lamar Washington

6-5 Brandon Stores Jr.

6-6 Kam Craft, Jaeden Mustaf

6-7 Kowacie Reeves Jr., Dyllan Thompson

6-9 Baye Ndongo

6-10 Mouhamed Sylla

7-0 Cole Kirouac, Peyton Marshall

PRONUNCIATION GUIDE

McCamish Pavilion Muh-CAM-ish (like CAM Newton)

Jaeden Mustaf JAY-dun MOO-stoff

Baye Ndongo BYE nDON-go

(NOT en-dongo or nuh-dongo)

Kowacie Reeves, Jr. ko-WAY-see

Davi Remagen DAH-ve re-MA-gen

Mouhamed Sylla sea-LA

TECH TIDBITS

Tech's Record

	2025-26	2024-25
At home	10-5	14-6
On the road	1-4	2-9
At neutral sites	0-2	1-2
Vs. top-10 opponents	0-1	0-2
Vs. top-25 opponents	0-2	2-5
Vs. teams over .500	6-9	7-13
Vs. teams below .500	4-2	10-4
Vs. teams at .500	-	-
While in the top 25	-	-

In November	5-3	4-3
In December	4-2	3-4
In January	2-6	2-5
In February	0-0	5-2
In March/April	0-0	3-3

Wearing white uniforms	10-6	10-4
Wearing gold uniforms	1-2	4-6
Wearing navy uniforms	0-3	1-3
Wearing gray uniforms	0-0	1-4

Game is decided by 5 pts./fewer or OT	3-1	2-2
Game is decided by 10/fewer or OT	1-5	8-5

Leading at the half	7-2	14-3
Trailing at the half	4-9	2-14
Tied at the half	0-0	1-0
Leading with 5:00 to play	10-0	15-1
Trailing with 5:00 to play	1-11	1-16
Tied with 5:00 to play	0-0	1-0
In overtime games	1-0	-
After a bye in the ACC schedule	0-1	0-2

Tech scores 100 or more points	-	-
Tech scores 70 or more points	8-7	15-4
Tech scores fewer than 70 points	3-4	2-13
Opponent scores 100 or more points	0-0	0-1
Opponent scores 70 or more	3-11	6-13
Opponent scores fewer than 70	7-0	11-4
Opponent scores fewer than 50	1-0	-

Tech shoots 50 pct. or better	5-1	7-0
Opponent shoots 50 pct. or better	0-4	2-6
Opponent shoots under 40 pct.	10-1	11-5
Tech has a higher FG% than opponent	10-3	16-2
Tech has a lower FG% than opponent	1-8	0-15
FG percentage is even	-	-

Tech has more 3-point FGs	1-4	6-4
Tech has fewer 3-point FGs	10-7	9-10
3-point FGs are even	-	2-2

Tech attempts more FT than opponent	10-3	11-6
Tech attempts fewer FT than opponent	1-8	5-8
Free throw attempts are even	-	0-2

Tech outrebounds opponent	10-3	14-4
Opponent outrebounds Tech	1-7	3-12
Rebounds are even	0-1	0-1

Tech has fewer turnovers than opponent	2-3	8-4
Tech has more turnovers than opponent	8-7	8-10
Turnovers are even	1-1	1-3
Tech has more assists than turnovers	6-10	11-7

Committing more fouls	2-7	4-10
Committing fewer fouls	8-3	10-6
Fouls are even	1-1	3-1

4/more Jackets score in double figures	7-6	13-4
A Jacket scores 20 or more	5-5	13-8
A Jacket scores 30 or more	-	-

Scoring more bench points	4-4	9-8
Scoring fewer bench points	7-7	8-9
Bench scoring is even	-	-

22 games this season. Amongst those, 15 are with 15 or more and five with 20 or more

- Tech ranks sixth in the league in 3-point field goal defense, limiting its opponents to 30.3 percent from the field. 10 opponents have been held under 30.0 this season, including three under 25.0%.

- Tech has utilized nine different starting lineups this season. Nine different players have started a game for the Jackets and eight have started an ACC game. Tech has played at least nine players in 20 of its 22 outings thus far (NC Statek North Carolina played only eight).

- Georgia Tech won its 10th game of the season on Jan. 3, reaching the feat the quickest in the **Damon Stoudamire** era (2024-25 on Feb. 1; 2023-24 on Jan. 30). It was the quickest the program reached 10 wins since 2015-16.

- Lamar Washington** has led Georgia Tech in assists, or tied for the team-high, in 16 of the last 17 games (streak snapped against UNC). In that stretch, he has recorded double-figure helpers in three games and had five-plus assists in 14.

- Currently leading Georgia Tech with a 5.9 assists per game average, **Washington** is on track to become just the seventh Yellow Jacket in program history to average over 6.0 app in a season.

- With 388 career assists, **Washington** ranks eighth in the ACC in career assists and ranks 82nd nationally. Boopie Miller (SMU) leads the ACC at 571, ranking 6th nationally.

- Washington** is 1 of only 22 players in the country averaging at least 11.0 points per game and 5.9 assists per game. He is just 1 of 5 in the ACC accomplishing the feat (Boopie Miller, SMU; Tre Donaldson, Miami; Robert McCray, FSU; Quadir Copeland, NC State)

- Kowacie Reeves Jr.** has scored in double-figures in 13 of his last 14 games (streak broken at Virginia Tech). He has posted seven games with 20 or more points this season and ranks 16th in ACC games only in scoring

- Freshman **Akai Fleming** is fourth in league games only in free throw percentage, having converted 25-of-28 in Tech's nine games.

- Fleming** is second amongst all freshmen in the league in free throw percentage, converting 81.4%. Ebuka Okorie (Stanford) leads all freshmen at 81.9% with Fleming right behind

- Fleming** is 1 of only 29 freshmen in the country shooting above 80.0% at the free throw line on the season and 1 of just 2 in the ACC (Ebuka Okorie - Stanford)

- Baye Ndongo** has led Tech in scoring in four games this season, most recently with 27 points against North Carolina on Jan. 31. He has also led the Jackets in rebounding eight times. Ndongo has missed four games total this season to injury. The junior surpassed 1,000 career points at Virginia Tech.

- Jaeden Mustaf** has reached double-figures in four of Tech's nine ACC games to average 9.2 points per game on the conference season.

Baye Building Up

- In what he tends to do, **Baye Ndongo** is intensifying his game towards the end of the regular season

- In the last three games, Ndongo has scored in double-figures twice and pulled down double-figure rebounds in one (while securing nine and seven in the last two)

- The junior has averaged a team-high 15.3 points per game in Tech's last three outings, while shooting 58.6 percent (17-29) from the field and 78.6 percent (11-14) from the charity stripe, and securing 8.7 rebounds per game

- Ndongo posted a strong finish to the season last year, recording nine double-doubles in Tech's last 13 games and had three with 20 points and 10 rebounds

Eyes On Mustaf

- Sophomore Jaeden Mustaf has turned up his game in ACC play and has logged four double-figure scoring games in nine contests, in addition to a pair of double-doubles

ACC Preseason Predictions

2025-26 Predicted Order of Finish

School, Points

1. Duke (34), 866
2. Louisville (15), 842
3. North Carolina, 741
4. NC State, 710
5. Virginia, 623
6. SMU, 616
7. Clemson, 510
8. Miami, 500
9. Syracuse, 489
10. Notre Dame, 477
11. Wake Forest, 412
12. Virginia Tech, 355
13. Georgia Tech, 315
14. Pitt, 301
15. Florida State, 221
16. California, 156
17. Stanford, 138
18. Boston College, 107

2025-26 Preseason All-ACC Team

First Team

Name, School, Votes

Cameron Boozer, Duke, 46
Markus Burton, Notre Dame, 46
Darrion Williams, NC State, 45
Mikel Brown Jr., Louisville, 36
Ryan Conwell, Louisville, 36

Second Team

Isaiah Evans, Duke, 24
Boopie Miller, SMU, 27
J.J. Starling, Syracuse, 27

Baye Ndongo, Georgia Tech, 24

Caleb Wilson, North Carolina, 24

ACC Preseason Player of the Year

Darrion Williams, NC State, 23 votes
Cameron Boozer, Duke, 19
Markus Burton, Notre Dame, 2
J.J. Starling, Syracuse, 2
Donald Hand Jr., Boston College, 1
Baye Ndongo, Georgia Tech, 1
Caleb Wilson, North Carolina, 1

ACC Preseason Rookie of the Year

Cameron Boozer, Duke, 43 votes
Mikel Brown Jr., Louisville, 3
Caleb Wilson, North Carolina, 2
Neoklis Avdalas, Virginia Tech, 1

TECH TIDBITS

Tech Highs and Lows Under Damon Stoudamire

Longest winning streak:	4 games (2025-26; 2023-24)
Longest ACC winning streak:	3 games (2023-24, 2024-25)
Longest ACC home winning streak:	5 games (2024-25)
Longest losing streak:	5 games (2023-24)
Longest ACC losing streak:	4 games (2023-24, 2024-25)
Most points scored in a game:	95 vs. Lafayette, 12/20/2025
Most points scored in a game (regulation):	95 vs. Lafayette, 12/20/2025
Most points scored - ACC game:	93 vs. Clemson, 1/16/2024
Fewest points scored in a game:	43 at Wake Forest, 3/8/2025
Fewest points scored - ACC game:	43 at Wake Forest, 3/8/2025
Most points allowed in a game:	105 vs. North Florida, 11/10/2024
Most points allowed in a game (regulation):	105 vs. North Florida, 11/10/2024
Most points allowed - ACC game:	95 vs. Boston College, 1/6/2024
Fewest points allowed in a game:	45 vs. Bryant, 11/7/2025
Fewest points allowed - ACC game:	52 vs. Stanford, 2/12/2025
Largest margin of victory:	43 vs. Alabama A&M (92-49), 12/28/2024
Largest margin of victory - ACC game:	25 vs. NC State (87-62), 3/1/2025
Largest margin of victory - road game:	6 at Pittsburgh (73-67), 2/25/25
Largest margin of victory - ACC road game:	6 at Pittsburgh (73-67), 2/25/25
Largest losing margin:	35 at Cincinnati (89-54), 11/22/23
Largest losing margin at home:	29 vs. Wake Forest (80-51), 2/6/2024
Largest losing margin - ACC game:	29 vs. Wake Forest (80-51), 2/6/2024
Most points allowed in a win:	90 vs. Clemson, 1/16/2024
Most points scored in a loss:	93 vs. North Georgia, 11/10/2024
Fewest points scored in a win:	56 vs. UMES, 11/3/2025
Fewest points scored in a loss:	58 vs. Notre Dame, 2/14/2024
Largest lead:	43 points vs. Alabama A&M (2nd half), 12/28/2024
Largest deficit:	41 points vs. Cincinnati (2nd half), 11/22/2023
Largest deficit overcome to win a game:	14 points vs. Howard (2nd half-16:55), 11/9/2023
Largest 2nd-half deficit overcome to win a game:	14 points vs. Howard (16:55), 11/9/2023
Largest deficit overcome to win a road game:	11 points (2nd half 13:14) vs. Massachusetts, 12/21/23
Largest lead given up in a loss:	16 points vs. Boston College (2nd half-19:36), 1/6/2024
Largest 2nd-half lead given up in a loss:	16 points vs. Boston College (2nd half-19:36), 1/6/2024
Highest FG pct.:	61.1 (33-54) vs. Florida A&M, 12/28/2025
Highest FG pct. - ACC game:	58.5 (31-53) vs. Boston College, 1/4/2025
Lowest FG pct.:	28.5 (17-60) vs. Wake Forest, 2/6/2024
Lowest FG pct. - ACC game:	28.5 (17-60) vs. Wake Forest, 2/6/2024
Highest 3-pt pct.:	72.7 (8-11) vs. Marist, 12/16/2025
Highest 3-pt pct. - ACC game:	55.6 (10-18) at Duke, 12/31/2025
Most 3-pt FGM:	15 at Clemson, 1/16/2024
Most 3-pt FGM - ACC game:	15 at Clemson, 1/16/2024
Lowest 3-pt pct.:	11.1 (2-18) vs. DePaul, 11/28/2025
Lowest 3-pt pct. - ACC game:	12.5 (3-24) vs. Wake Forest, 2/6/2024
Highest FG pct. allowed:	56.4 (31-55) vs. Duke, 12/21/2024
Highest FG pct. allowed - ACC game:	56.4 (31-55) vs. Duke, 12/21/2024
Lowest FG pct. allowed:	20.8 (15-72) vs. Alabama A&M, 12/28/2024
Lowest FG pct. allowed - ACC game:	27.3 (18-66) vs. Boston College, 1/3/2026
Highest 3-pt pct. allowed:	52.2 (12-23) vs. Notre Dame, 3/12/2024
Highest 3-pt pct. allowed - ACC game:	52.2 (12-23) vs. Notre Dame, 3/12/2024
Lowest 3-pt pct. allowed:	10.0 (2-20) vs. Alabama A&M, 12/9/2023
Lowest 3-pt pct. allowed - ACC game:	13.8 (4-29) vs. Boston College, 1/3/2026
Highest FT pct.:	90.5 (19-21) vs. Clemson, 2/21/2024
Highest FT pct. - ACC game:	90.5 (19-21) vs. Clemson, 2/21/2024
Lowest FT pct.:	27.3 (3-11) at Syracuse, 1/7/2025
Most free throws made:	26 vs. Texas Southern, 11/12/2024; vs. Lafayette, 12/20/2025
Most free throws attempted:	35 vs. Charleston Southern, 11/27/2024
Fewest free throws made:	2 at Wake Forest, 3/5/2024
Most assists:	27 vs. Alabama A&M, 12/28/2024
Most assists - ACC game:	22 at Miami, 2/24/2024; at SMU, 1/11/2025
Fewest assists:	6 vs. Clemson, 2/21/2024
Most turnovers:	22, 2x, last vs. Georgia Southern, 11/18/25
Fewest turnovers:	5 vs. Mississippi State, 12/3/25; at Virginia Tech, 1/27/2024; vs. Central Arkansas, 11/30/2024
Most blocked shots:	10 at Cincinnati, 11/22/2023
Most steals:	13 vs. Alabama A&M, 12/28/2024; vs. UMES, 11/3/25; vs. Bryant (11/7/25)

- Mustaf is shooting 46.8 percent from the field in league play, compared to 37.8 percent in non-conference
- Mustaf converted just 31.3 percent (5-16) three-point attempts against non-conference opponents, while hitting 6-of-13 attempts in ACC play for a 46.2 percent efficiency
- In non-conference play, Mustaf recorded only one double-digit outing with 15 points at Georgia
- He has flirted with besting his career-high in scoring a couple times this season - 18 points against Central Arkansas (11/30/24) is his career-best

Surpassing 1,000

- Junior **Baye Ndongo** surpassed 1,000 career points on a putback in the first half at Virginia Tech (Jan. 27), becoming the 49th Yellow Jacket in program history to join the elite club
- Ndongo hit 1,000 career points in just 80 games at Georgia Tech in three seasons, and has started all 81. In his collegiate career, he is averaging 12.8 points and 8.5 rebounds
- Additionally, Ndongo becomes just the 22nd player in program history with 1,000 career points and 500 career rebounds - Ndongo currently owns 686 career rebounds
- The last Yellow Jacket to own 1,000 career points and 500 career rebounds was Moses Wright, who accomplished the feat from 2017-21

Rebounding at NC State

- Following Georgia Tech's loss to Pitt on Jan. 14, the Yellow Jackets rebounded with its first road win of the season at NC State on Jan. 17
- The road win marked the sixth ACC road victory under **Damon Stoudamire** in his three seasons at the helm and first road win since a 73-67 win at Pittsburgh on Feb. 25, 2025
- The win was also Tech's first Quad 1 victory of the year
- Tech outrebounded NC State, 43-34, in the victory, paced by **Jaeden Mustaf's** career-high 10 rebounds
- Seven different Jackets contributed to the rebounding effort. In fact, Tech has had at least seven Jackets on the glass in every ACC game this season
- NC State came into the contest leading the ACC in 3-point percentage in league games at 43.9%. The Wolfpack were held to a 36.4% effort (12-33)
- Georgia Tech held NC State's Darrion Williams, the ACC Preseason Player of the Year, to just seven points on 2-of-11 shooting and one three-pointer. It was his second-lowest shooting effort of the season (after Ole Miss held Williams without a field goal in 27 mintues of action)

It's A Team Effort

- Georgia Tech has won the rebounding battle in four of the last six games dating back to Miami, and 13 times total this season
- Tech has had seven different Yellow Jackets lead the team on the glass in a game this year
- Tech has outrebounded eight opponents that had a positive rebounding margin entering the game, including four ACC opponents (Boston College, Clemson, Miami, Pitt)
- The Yellow Jackets rank third in the league in 3-point percentage (36.4%) and third in the same category (38.5%) in league games
- Tech also ranks sixth in 3-point field goal percentage defense in the league, holding their opponents to 30.3%
- Five Jackets have connected on at least 15 three-pointers this season paced by **Kowacie Reeves Jr.** with 44 on the season

A Helping Hand

- Since entering Georgia Tech's rotation, **Lamar Washington** has led the Jackets in assists, or tied for team-high, in 16 games
- Through 22 games, Washington owns 117 assists for

A Make-or-Miss Game

Georgia Tech's offensive rankings vs. the ACC last 8+ seasons (ACC regular season games only)

Year	PPG	FG Pct.	3pt FG Pct.
2025-26	71.6 (13)	.438 (11)	.385 (3)
2024-25	70.9 (12)	.436 (13)	.337 (13)
2023-24	70.2 (12)	.427 (13)	.349 (7)
2022-23	66.8 (13)	.413 (15)	.341 (9)
2021-22	66.0 (12)	.428 (10)	.325 (11)
2020-21	71.8 (6)	.482 (2)	.360 (3)
2019-20	69.9 (9)	.462 (2)	.341 (6)
2018-19	60.7 (15)	.426 (8)	.306 (12)
2017-18	63.6 (14)	.419 (12)	.312 (15)
2016-17	65.1 (14)	.434 (14)	.309 (15)

a 5.9 per game average. He ranks fifth in the ACC and is 30th nationally

- Averaging 5.4 assists per game in ACC play, Washington is tied for fourth in the league in that statistical category
- Washington broke the single-season assists record at Pacific as a junior in 2024-25, recording 191 to best the previous mark of 178 that was set in 1973-74

Defensive Prowess Against the Eagles

- Georgia Tech held Boston College to 27.3% from the floor, 13.8% from three-point range and just 53 points in its win on Jan. 3
- The 27.3% shooting efficiency marked the lowest field goal percentage by an ACC opponent in the **Damon Stoudamire** era (prev - 30.3% vs. Stanford, 2/12/2025)
- It also marked the lowest percentage Tech has allowed in an ACC game since Jan. 19, 2011 vs. Wake Forest when the Demon Deacons shot 25.9 percent
- The Eagles also converted just 4-of-29 three-point attempts (13.8%) for the lowest ACC 3-point field goal percentage under Stoudamire (prev.-14.3% at Clemson, 1/16/2024)
- It was the lowest by an ACC opponent since Feb. 29, 2020 when Miami converted just 11.8 percent
- Georgia Tech has held four opponents to 60 points or less this season
- Georgia Tech teams under Stoudamire have held five ACC opponents to 60 points or less in three seasons
- 52 vs. Stanford - 2/12/2025
- 53 vs. Boston College - 1/6/2025
- 58 at Notre Dame - 2/14/2024
- 60 vs. Virginia - 3/12/2025
- 60 vs. Syracuse - 2/17/2024

Hot Shooting

- In 13 games this season, Georgia Tech has seen at least four Jackets finish in double-figures, most recently four at Virginia Tech on Jan. 27
- Tech has seen one game this season with six Jackets in double-figures (Florida A&M on Dec. 28) and three games with five (FAMU, Marist and Georgia)
- Tech has shot 50.0 percent or better from the field in five of its last 12 games and has done so in six games total

1,000 for Wacie

- Redshirt-senior **Kowacie Reeves Jr.** hit a career milestone at Duke on Dec. 31 in Tech's ACC opener, scoring his 1,000th career point on a three-pointer with 39.1 seconds left in the game
- Reeves hit the milestone in 111 career games between Georgia Tech and Florida (two seasons)
- At Georgia Tech, the Macon, Ga., native has started all 59 games and owns 700 points for an 11.9 career scoring average in the White and Gold

TECH TIDBITS

Tech Team Statistics

Category	2025-26	ACC	NCAA
Scoring offense	74.5	15	236
Scoring defense	74.0	14	187
Scoring margin	+0.5	17	233
Field goal pct.	.448	13	212
Effective FG pct.	.504	16	254
Field goal pct. def.	.405	6	36
3-pt FG pct.	.364	3	54
3-pt FG per game	6.7	18	289
3-pt FG att. per game	18.4	18	328
3-pt FG pct. def.	.303	6	42
3-pt FG allowed per game	8.4	-	-
Free throw pct.	.694	13	273
FT made per game	14.7	14	196
FT attempts per game	21.2	14	166
Rebounds per game	39.1	5	48
Rebound margin	+3.1	10	118
O-Reb per game	10.0	12	196
D-Reb per game	28.1	3	20
Assists per game	16.4	8	58
Assist/TO ratio	1.21	13	186
Turnover margin	-2.7	18	334
Turnovers per game	13.5	18	318
Turnovers forced per game	10.9	14	285
Blocks per game	4.3	4	66
Steals per game	6.1	14	251
Fouls per game	17.7	11	193
Bench points per game	18.6	15	278
Fast break points per game	9.4	11	226

Rankings through games Feb. 2

Games Started/Finished

Player	2024-25	Conf.	Career	*Finished
Jaeden Mustaf	10	7	10	18
Baye Ndongo	34	22	63	14
Kowacie Reeves, Jr.	6	-	55	2
Dyllan Thompson	-	-	-	-

**Includes starts at previous school and in conference tournaments*

Offense/Defense Last 8 Years

Source: KenPom.com (Nat'l rank in parentheses)

Year	Tempo	Off. Eff.	Def. Eff.
2025-26	70.4 (36)	108.2 (190)	105.4 (89)
2024-25	68.8 (99)	107.3 (169)	101.4 (76)
2023-24	67.6 (168)	109.4 (111)	105.0 (148)
2022-23	66.6 (212)	104.4 (182)	103.9 (149)
2021-22	68.0 (117)	100.4 (225)	99.2 (110)
2020-21	67.3 (223)	113.7 (22)	96.2 (68)
2019-20	70.0 (88)	103.0 (171)	91.8 (16)
2018-19	66.8 (225)	101.7 (228)	96.5 (43)
2017-18	66.1 (227)	103.6 (197)	98.7 (61)
2016-17	68.2 (179)	100.0 (259)	91.0 (6)

Kelley Enters the Mix

• Senior guard **Chas Kelley III** had a streak of going 11-for-11 from the field, including 6-for-6 from three-point range, snapped against Boston College

• Kelley posted back-to-back double-figure scoring outings with 14 points against Florida A&M (Dec. 28) and 10 points at Duke (Dec. 31) for just his sixth and seventh career double-figure scoring games entering Tech's ACC home opener

• Kelley returned to double-figures with an 11-point outing against Pittsburgh for his third career game in double-figures against an ACC opponent (he had two at BC)

• On the season, Kelley has appeared in 20 games and is contributing 4.1 points per game in 16.7 minutes on average

Hitting the Mark

• Georgia Tech shot 61.1 percent (33-54) from the field in its win over Florida A&M on Dec. 28

• The field goal percentage marked the best efficiency in the **Damon Stoudamire** era

• In the win, six Yellow Jackets finished in double-figure scoring numbers, marking the first time since Dec. 17, 2022 six Jackets did so

• For the second time this season, all five starters finished with 10 or more points

• It also marked just the fifth time since the 2009-10 season that a Georgia Tech team shot 60.0 percent or better

• The last Georgia Tech team to shoot better than 61.1 percent dates all the way back to Jan. 30, 2010 when the Yellow Jackets shot 71.2 percent in a 98-50 win over Kentucky State

• Georgia Tech hit a 60.0 percent clip or better in the following games since the 2009-10 season:

-Nov. 19, 2021 at Georgia - 60.7 percent

-Nov. 13, 2015 vs. Cornell - 60.3 percent

-Jan. 30, 2010 vs. Kentucky State - 71.2 percent

-Dec. 14, 2009 vs. Chattanooga - 60.8 percent

Offensive Explosion

• Georgia Tech's game against Lafayette saw the Yellow Jackets put up some strong offensive numbers

• In addition to the team totaling 95 points, the most in the **Damon Stoudamire** era, three Yellow Jackets contributed 20 points apiece in the win

• Overall, the 95 points were the most by Tech since Feb. 28, 2023 when the Jackets defeated Syracuse, 96-76

• In the outing, **Akai Fleming**, **Kowacie Reeves Jr.** and **Lamar Washington** all contributed 20 points, marking the first time since Jan. 28, 2025 three or more players chipped in 20 in a game

• The 20 points from Fleming marked a season-high for the freshman, who also converted a personal-best 11-of-12 at the free throw line

• The win also saw the Jackets convert 86.7 percent at the charity stripe for a season-high

Washington Getting Settled

• **Lamar Washington** has led Georgia Tech in assists, or tied for the team-high, in 16 of the last 17 games

• The senior currently leads the Yellow Jackets with 117 assists on the season - a 5.9 assists per game average

• Washington ranks fifth in the ACC in assists as of Feb. 2 games and 30th nationally

• Washington has recorded multiple assists in 19 of his 20 games this season (he missed the first two due to injury and had only one assist against Georgia Southern)

• The Portland, Ore., native recorded his first double-double as a Yellow Jacket against Marist with 11 points and 10 rebounds. It marked his third career double-double on points and assists and fourth career double-double overall

• He followed the Marist game with his second-straight double-double coming against Lafayette with 20 points and 10 assists

• Washington's third double-double came in Tech's ACC home opener against Boston College on Jan. 3 when the senior led the Jackets with 17 points and 12 rebounds

• Washington is one of only seven players in the ACC to own multiple games of 10-plus assists, and one of nine to own any games at all. Tre Donaldson (Miami) and Boopie Miller (SMU) lead the league with five 10-plus assist games each

Reeves for Threeeeeeee

• In Tech's ACC/SEC Challenge matchup against Mississippi State, **Kowacie Reeves Jr.** had a career-high, finishing with a personal-best in scoring with 23 points

• Reeves reached 23 points by hitting a career-high seven three-pointers. He has since tied his career-high three more times, including twice in ACC play (at Duke, at Miami)

• Reeves then extended his streak to four-straight 20-plus point games (Dec. 3-20). He followed the MSU performance matching his career-high with 23 points against Monmouth just three days later, and then posted 21 against Marist and added 20 points against Lafayette

• Reeves has connected on three or more three-pointers in 25 games during his career, including eight this season

• In his last 16 games, the senior has hit 34 three-pointers, converting 34-of-84 for a 40.5 percent efficiency

• He currently leads Tech from long distance with 44 on the season

Offensive Stoudamire Teams

• Georgia Tech is currently averaging 74.5 points per game through 22 games of the 2025-26 season

• Historically, Tech teams under **Damon Stoudamire** have averaged 73.1 (2024-25) and 71.0 (2023-24) points

• Through 22 games this season, Tech has had 13 games with four or more Yellow Jackets logging double-figure scoring totals

• Georgia Tech has had at least two players finish in double-figures in all 22 games this season

• Currently on the season, three Jackets are averaging 10-plus points per game - **Kowacie Reeves Jr.** (15.8), **Baye Ndongo** (12.4) and **Lamar Washington** (11.4). **Mouhamed Sylla** (9.6) and **Akai Fleming** (8.9) follow just behind.

A Gem on the Emerald Coast

• Freshman **Akai Fleming** was named to the Emerald Coast Classic All-Tournament Team after averaging 14.0 points and 5.0 rebounds per game between the two contests

• Fleming converted 10-of-23 field goal attempts for a 43.5 percent shooting efficiency and went 6-for-10 at the free throw line

• He capped the tournament with a 15-point performance against Drake for a personal-best in scoring, while also tying for the team-high with seven rebounds (also a career high)

• Fleming earned his first collegiate start against Drake

Akai On The Rise

• Freshman **Akai Fleming** has logged 10 double-figure scoring games in his collegiate career - and a streak of three-straight after adding 12 points against Mississippi State

• Fleming has led the Yellow Jackets offensively in four games this season, most recently pitching in a game-high 20 points against Lafayette to tie for the team-high

• Fleming recorded a career night against Lafayette on Dec. 20, posting his first 20-point outing, while converting 11-of-12 free throw attempts - all setting career-highs

• On the young season, Fleming is fifth on the team in scoring, averaging 8.9 points per game and also leads the team

TECH TIDBITS

The Last Time a Jacket...

Scored 30 or more points:

Miles Kelly, 36 at Louisville, 2/10/2024

Led Tech in scoring off the bench:

Kam Craft, 14 vs. Pittsburgh, 1/14/2026

Grabbed 15 or more rebounds:

Mouhamed Sylla, 15 vs. UMES, 11/3/2025

Had 10 or more assists:

Lamar Washington, 12 at Miami, 1/10/2026

Had a point/assist double-double:

Lamar Washington, 21 points/12 assists at Miami, 1/10/2026

Had a point/rebound double-double:

Jaeden Mustaf (16 pts/11 reb) at Virginia Tech, 1/27/2026

Had a triple-double:

Ja'von Franklin (14 pts/15 reb/10 ast) at Syracuse, 2/28/2023

Played 40 minutes in a regulation game:

Lance Terry, Duncan Powell and Nathian George vs. Duke (ACC Tournament), 3/13/2025

Played every minute of an overtime game:

Nathian George (55 minutes/3 OT) at Clemson, 2/4/2025

Played every minute of a multiple-OT game:

Nathian George (55 minutes/3 OT) at Clemson, 2/4/2025

The Last Time the Jackets...

Scored 100 or more points:

vs. Clayton State (103-53) on 1/23/2022

Scored 100 or more points in regulation:

vs. Clayton State (103-53) on 1/23/2022

Scored 100 or more points in consecutive games:

vs. Jackson State (100-70) on 11/13/2006, Georgia State (103-74) on 11/16/2006

Scored 100 or more points twice in one season:

vs. Cornell (116-81), 11/13/2015, Green Bay (107-77) on 11/19/2015

Allowed 100 or more points:

vs. North Florida (lost 105-93), 11/12/2024

Allowed 100 or more points in regulation:

vs. North Florida (lost 105-93), 11/12/2024

Shot 60 percent or better:

61.1 (33-54) vs. Florida A&M, 12/28/2025

Failed to make a three-point basket:

0-for-12 vs. Virginia, 1/22/2015

Did not allow a three-point basket:

0-for-11 vs. Pittsburgh, 3/5/2016

Failed to make a free throw:

0-for-3 vs. Pittsburgh, 1/14/2023

Grabbed 50 or more rebounds:

56 at Clemson, 2/4/2025

Multiple players had a double-double:

Kowacie Reeves Jr. (21 pts/10 reb) and Lamar Washington (11/10 assists) vs. Marist, 12/16/2025

Multiple players had 10 or more rebounds:

Baye Ndongo (14 reb) and Mouhamed Sylla (11) vs. West Georgia, 11/23/2025

Had 25 or more assists:

27 vs. Alabama A&M, 12/28/2024

Blocked 10 or more shots:

10 at Cincinnati, 11/22/2023

Had 15 or more steals:

15 vs. Florida State, 3/13/2021

Had fewer than 10 turnovers:

9 vs. Clemson, 1/24/2026

Had 5 or more players in double-figures in points:

Baye Ndongo (15), Chas Kelley III (14), Akai Fleming (12), Kowacie Reeves Jr. (11), Mouhamed Sylla (11), Lamar Washington (10) vs. Florida A&M, 12/28/2025

Had 6 players in double-figures in points:

Baye Ndongo (15), Chas Kelley III (14), Akai Fleming (12), Kowacie Reeves Jr. (11), Mouhamed Sylla (11), Lamar Washington (10) vs. Florida A&M, 12/28/2025

Had two or more players score 20 points:

Kowacie Reeves Jr. (23) and Lamar Washington (21) at Miami, 1/10/2026

Had three or more players score 20 points:

Akai Fleming (20), Kowacie Reeves Jr. (20), Lamar Washington (20) vs. Lafayette, 12/20/2025

Had no player score 10+ points:

Virginia (57-28 loss), 1/22/2015

Allowed no player to score 10+ points:

Hawaii (73-40 win), 12/25/2019

Had no player play 30 minutes:

vs. Pittsburgh (89-66 loss), 1/14/2026

Won by 30 or more points:

Alabama A&M (92-49), 12/28/2024

Won by 40 or more points:

Alabama A&M (92-49), 12/28/2024

Won by 50 or more points:

Clayton State (103-53), 1/23/2021

Lost by 30 or more points:

at Cincinnati (89-54), 11/22/2023

Played an overtime game:

vs. UMES (won 56-52), 11/3/2025

Defeated a Top 10 team:

#3/3 North Carolina (74-73) 1/30/2024

Defeated a Top 25 team:

at #21 Clemson (89-86, 3ot) 2/4/2025

Defeated a Top 10 team on the road:

#7/7 Syracuse (67-62), 3/4/2014

Defeated a Top 25 team on the road:

at #21 Clemson (89-86, 3ot) 2/4/2025

Had a game postponed (subsequently rescheduled and played):

Syracuse, 12/29/2021 (COVID), played on 2/21/2022

Had a game cancelled:

Alabama A&M, 12/23/2021 (COVID)

at the free throw line in FT made, having converted 70-of-86 attempts (81.4%)

A Moment for the Bigs

- Georgia Tech's front court is one not to be messed with
- Through Feb. 1 games, Georgia Tech's defense holds some strong numbers, ranking No. 44 in three-point percentage defense (30.3) and No. 35 nationally in field goal percentage defense (40.5)
- In the ACC as of Feb. 1, Georgia Tech ranks: No. 4 in blocked shots, No. 5 in rebounding offense, No. 6 in three-point percentage defense and No. 6 in field goal percentage defense
- A huge component to Tech's defense are its bigs of

Baye Ndongo, Mouhamed Sylla and Peyton Marshall

- Through Tech's 22 games - it's trio of bigs have accounted for eight double-doubles, 436 points, 313 rebounds, 57 blocks and 30 steals

Red Hot Kowacie

- Kowacie Reeves Jr. opened his senior season with a four consecutive double-figure scoring outings
- He had his streak of double-figure outings snapped against Georgia Southern when he finished with nine points
- Reeves got back to double-figure ways against West Georgia, contributing a team-high 18 points for his second 18-point performance this season

ROSTER AT-A-GLANCE (#indicates last-game starter)

2	Eric Chatfield, Jr. G.....5-11160.....Atlanta, Ga.....1.5 ppg....1.1 apg > 3-star prospect, two-time all-state performer from Pace Academy in Atlanta
12	Kam Craft G/F.....6-6205.....r-Jr. Chicago, Ill.7.7 ppg....2.3 rpg > Second-leading scorer and top shooter (43.1% 3pt FG) at Miami (OH) last season
0	Akai Fleming# G.....6-4184.....Fr. Atlanta, Ga.....8.9 ppg....3.2 rpg > 3-star prospect ranked No. 17 nationally among shooting guards; attended Osborne HS then Overtime Elite
7	Chas Kelley III G.....6-3185.....Sr. Houston, Texas4.1 ppg....1.3 rpg > Key reserve and part-time starter at the point for 3 years at Boston College
8	Cole Kirouac..... C.....7-0199.....Fr. Cumming, Ga.1.2 ppg....2.0 rpg > 3-star center prospect who attended North Forsyth HS, then Brewster Academy in N.H., then Overtime Elite
5	Peyton Marshall C.....7-0300.....So. Atlanta, Ga.....3.5 ppg....3.1 rpg > Played in 22 games, 4.3 minutes per game, as a freshman last season at Missouri
3	Jaeden Mustaf# G.....6-6210.....So. Bowie, Md.8.4 ppg....4.5 rpg > Played 26 games (10 starts) as a freshman; missed 8 games (inj); 6.9 ppg, 2.3 rpg, 1.1 apg vs. ACC
11	Baye Ndongo# F6-9240.....Jr. Mboro, Senegal12.4 ppg....8.0 rpg > 3rd-team All-ACC; averaged double-double in ACC games (14.4 ppg, 10.2 rpg); 4th in rpg, 3rd in FG%
14	Kowacie Reeves Jr.# F6-7205.....r-Sr. Macon, Ga.15.8 ppg....4.0 rpg > Started all 32 games in 2023-24 & 1st 6 in 2024-25 before sustaining foot injury, missed last 28 games
10	Davi Remagen G.....6-3193.....Fr. Köln, Germany1.9 ppg....1.6 rpg > One of top international prospects who played for RheinStars Köln in the German Pro Basketball League
23	Brandon Stores Jr. G.....6-5210.....Fr. The Bronx, N.Y.1.0 rpg > 4-star big guard/small forward prospect ranked No. 88 nationally at St. Raymond High School for Boys
6	Mouhamed Sylla C.....6-10240.....Fr. Louga, Senegal9.6 ppg....7.2 rpg > 4-star big prospect who attended Bella Vista Prep in Arizona and played on its national team
32	Dyllan Thompson G/F.....6-7215.....r-Fr. Sugar Land, Texas5.9 apg > Non-scholarship prospect in 2nd year at Tech (red-shirted in 2024-25); all-state in HS basketball
1	Lamar Washington# G.....6-4200.....Sr. Portland, Ore.11.4 ppg....5.9 apg > All-West Coast Conference guard from Pacific, set school record for season assists (191) in 2024-25

Tech All-Time vs. the ACC

Opponent	Overall	In ACC	Tourney	In McCamish Pavilion	In Opponent Current Venue	Current Streak
Boston College	21-14	17-13	1-3	6-2	6-7	Won 1
California	1-3	1-0	0-0	1-0	0-0	Won 1
Clemson	69-80	41-57	4-1	6-8	11-42	Lost 1
Duke	25-81	21-69	3-8	2-6	5-40	Lost 4
Florida State	34-47	24-33	2-2	4-3	8-20	Lost 1
Louisville	16-27	3-12	0-1	3-4	0-6	Won 1
Miami	14-18	13-16	1-1	4-4	5-8	Lost 1
North Carolina	28-74	26-60	5-4	3-6	5-28	Lost 2
NC State	46-61	38-47	3-3	3-5	8-13	Won 2
Notre Dame	14-19	8-17	0-2	8-4	1-12	Lost 1
Pittsburgh	13-10	8-10	0-2	5-4	3-4	Lost 1
SMU	8-7	0-1	0-0	0-0	1-7	Lost 1
Stanford	2-2	1-0	0-0	1-0	0-1	Won 1
Syracuse	9-11	7-10	0-0	4-4	3-6	Lost 2
Virginia	41-50	39-49	6-5	2-6	1-12	Won 1
Virginia Tech	10-24	8-20	1-1	4-5	2-13	Lost 1
Wake Forest	47-44	46-42	0-4	6-2	11-22	Lost 1

TECH TIDBITS

Career Games With ...

Led Tech in Points	2025-26	Career
Kam Craft	2	2
Akai Fleming	3	3
Jaeden Mustaf	1	2
Baye Ndongo	4	23
Kowacie Reeves, Jr.	10	13
Mouhamed Sylla	2	2
Lamar Washington	3	3

Led Tech in Rebounds	2025-26	Career
Akai Fleming	1	1
Peyton Marshall	1	1
Jaeden Mustaf	4	13
Baye Ndongo	9	49
Kowacie Reeves, Jr.	3	7
Mouhamed Sylla	6	6
Lamar Washington	2	2

Double-Figure Points	2025-26	Career
Kam Craft	7	30
Akai Fleming	10	10
Chas Kelley III	3	8
Peyton Marshall	1	1
Jaeden Mustaf	5	14
Baye Ndongo	13	59
Kowacie Reeves Jr.	18	53
Mouhamed Sylla	10	10
Lamar Washington	13	38

20-plus Points	2025-26	Career
Kam Craft	-	7
Akai Fleming	1	1
Baye Ndongo	3	12
Kowacie Reeves, Jr.	7	10
Lamar Washington	3	6

30-plus Points	2025-26	Career
Kam Craft	-	2
Lamar Washington	-	2

10-plus Rebounds	2025-26	Career
Jaeden Mustaf	2	2
Baye Ndongo	4	26
Kowacie Reeves, Jr.	1	2
Mouhamed Sylla	5	5
Lamar Washington	1	1

Double-Doubles	2025-26	Career
Jaeden Mustaf (pts/reb)	2	2
Baye Ndongo (pts/reb)	3	22
Kowacie Reeves, Jr. (pts/reb)	1	2
Mouhamed Sylla (pts/reb)	5	5
Lamar Washington (pts/assts)	3	5
Lamar Washington (pts/reb)	1	2

- This season, Reeves has led Georgia Tech offensively in a game 10 times and owns 18 double-figure outings

- The redshirt-senior has scored in double-figures in all games he's appeared in with the exception of three. Reeves has dropped 20-plus points in seven of his last 14 games, setting a career-high in scoring against Mississippi State with 23 points, then matching it against Monmouth three days later, again at Duke on Dec. 31 and most recently at Miami on Jan. 10

- Reeves currently leads the team offensively, averaging 15.8 points per game

- In the ACC (through Feb. 1 games), Reeves ranks 13th in the league in scoring

- Reeves is one of only 12 players in the ACC to own seven or more 20-plus point games this season

More About Mo

- Freshman **Mouhamed Sylla** got off to one of the best collegiate starts in Georgia Tech men's basketball history

- After posting three-straight double-doubles to open the season, Sylla got back to the ways with his fourth double-double coming against Georgia Southern with 12 points and 11 rebounds and his fifth against West Georgia with 13 points and 11 rebounds

- Sylla recorded three-straight double-doubles to open the 2025-26 season, becoming the first freshman Yellow Jacket since 2002-03 (Chris Bosh) to do so

- He is the first freshman Yellow Jacket since Derrick Favors in 2009-10 to record three-straight double-doubles in a season - Favors did it against USC (12/5/09), Chattanooga (12/14/09) and Arkansas-Pine Bluff (12/16/09)

- Sylla's third double-double of the season came against Southeastern Louisiana on Nov. 10 with a career-high 16 points and 10 rebounds

- Against Bryant (Nov. 7), Sylla recorded his second double-double with 10 points and 11 rebounds

- Sylla also logged four blocks against Bryant, becoming the second GT freshman to record a double-double with four or more blocks since Derrick Favors did so against Southern California on Dec. 5, 2009

- Sylla became just the third ACC player in the last 30 years to start his career with three consecutive double-doubles, joining Chris Bosh (five in 2002-03) and Duke's Kyle Filipowski (three in 2022-23)

On The Glass

- **Mouhamed Sylla** led Georgia Tech on the glass in the first five games of the season

- **Baye Ndongo** broke Mo's streak of leading the Jackets as the junior secured 14 against West Georgia in game six

- Sylla was one of two freshmen in the ACC to have led their team on the glass in the teams' first five outings - Cameron Boozer of Duke led the Blue Devils in their first five games before coming in second against Niagara (Nov. 21)

- NC State had freshmen lead in its first two games - Matt Able and Musa Sagnia - but the streak stopped after two

- Virginia also had freshmen lead in its first two games - Thijs De Ridder and Johann Grunloh - but the streak ended

Craft From Long Distance

- **Kam Craft** lit up the floor in Stegeman Coliseum on Nov. 14, leading Georgia Tech with 17 points - his first double-figure scoring performance as a Yellow Jacket

- Craft hit five three-pointers in the outing for his 10th career game with five or more three-pointers

- Craft logged his second double figure scoring outing against West Georgia with 15 points and capped the Emerald Coast Classic with 11 points against Drake

- Craft owns 30 career games scoring in double figures

Most Points by a Freshman

Kenny Anderson** (1989-90)	722	35 games
Stephon Marbury ** (1995-96)	679	36 games
Josh Okogie (2016-17)	596	37 games
Mark Price ** (1982-83)	568	28 games

**ACC Rookie of the Year

Top Freshman Seasons (ppg)

Kenny Anderson** (1989-90)	20.6
Mark Price** (1982-83)	20.3
Stephon Marbury** (1995-96)	18.9
Dion Glover (1997-98)	18.4
Josh Okogie (2016-17)	16.1
Chris Bosh** (2002-03)	15.6
Dennis Scott** (1987-88)	15.5
Bruce Dalrymple** (1983-84)	13.6
Glen Rice, Jr. (2010-11)	13.3
Javaris Crittenton (2006-07)	14.4
Thaddeus Young (2006-07)	14.4
Derrick Favors** (2009-10)	12.4
Travis Best (1991-92)	12.3
Tom Hammonds** (1985-89)	12.2
Matt Harpring (1994-95)	12.1
John Salley (1982-83)	11.5
Tony Akins (1998-99)	11.3

**ACC Rookie of the Year

Freshman Scoring Leaders

Tech freshmen who have led the Yellow Jackets in scoring for the season.

2016-17	Josh Okogie (16.1)
2012-13	Marcus Georges-Hunt (10.8), Robert Carter, Jr. (9.9)
2006-07	Javaris Crittenton (14.4), Thaddeus Young (14.4)
2002-03	Chris Bosh (15.6)
1995-96	Stephon Marbury (18.9)
1982-83	Mark Price (20.3*), John Salley (11.5)
1973-74	Jim Wood (11.1)

*led ACC

TECH TIDBITS

Media Access Guidelines

The Yellow Jackets' student-athletes and coaches are generally available to the media around practices prior to each game during the season. Media sessions will be scheduled and announced weekly.

Georgia Tech's practices are closed to the public and the media unless you are notified otherwise.

Interview requests with student-athletes that need to be conducted at other times must be made through Liz Ryan in the communications office at least 24 hours in advance. These interviews will be scheduled around the student-athletes' availability and schedule.

Media are asked not to contact student-athletes directly either by phone, text, social media or e-mail; they are instructed to refer media to the communications office. Every effort will be made to make players available when requested. Players are not available on game days until after the game.

Interviews with Coach Stoudamire

Media wishing to speak with Coach Damon Stoudamire at times other than scheduled media sessions or the ACC Teleconference must set up an appointment through Liz Ryan in the communications office.

Releases/Photos

Georgia Tech basketball releases, statistics, game notes and media advisories are distributed via e-mail to a list maintained by the communications office. Media wishing to be added to this list should send a request to Liz Ryan. Photographs and video are available on request.

ACC Media Portal

The ACC Media Portal provides video from a variety of press conferences and select ACC Championship footage throughout the athletic year. Game highlights from regular season football and basketball games will no longer be provided. If you are interested in access to the ACC Media Portal, please contact **Andy Fledderjohann**, afledder@theacc.org to gain access and for additional information. The use of ACC Championship highlights provided through the ACC Media Portal remain subject to all restrictions as outlined in the ACC News Access Guidelines.

Ramblinwreck.com/Social Media

Ramblinwreck.com - Georgia Tech's official website, is continuously updated with all of Tech's releases, statistics, game notes, biographies, feature stories and other information. Game notes and bio updates are generally posted at least 24 hours prior to each game, while updated statistics and box scores are posted following each game.

ACC Coaches' Weekly Teleconference

The 18 ACC head basketball coaches will be featured via Zoom conference during the 2025-26 season, beginning in January and continuing through the final week of the regular season. Each coach will have 10 minutes to make an opening statement and answer questions.

Contact Andy Fledderjohann at the ACC media relations office (afledder@theacc.org) for the call-in number and for questions on the schedule.

Welcome to the Rotation, Lamar

• After missing the first two games, senior transfer **Lamar Washington** came off the bench for the Yellow Jackets in the next two outings and dropped a pair of double-figure performances

• At Georgia, Washington scored 16 points while dishing out five assists. That performance followed a 13-point outing in his White and Gold debut against Southeastern Louisiana

• Washington is currently third on the team in scoring, averaging 11.4 points per game

• Washington currently ranks fifth in the ACC in assists per game (5.85) - as of Feb. 1 games

Baye's Back

• After missing the first game, **Baye Ndongo** returned to action against Bryant and has earned the start in his 18 games this season to total 81 career starts for the junior. Ndongo has missed four total games this season

• Ndongo has posted 13 double figure scoring outings in his 18 appearances, most recently adding 27 points against North Carolina

• He led the Yellow Jackets logging his third double-double against FAMU with 15 points and 11 rebounds

• Ndongo now owns 22 career double-doubles and three this season

• Against Georgia Southern, Ndongo logged his first double-double of the season, and 20th of his career, pulling down 10 rebounds to go along with a team-high 20 points

• The 20-point performance was the 10th of his career, while his fifth with 20 points and 10 rebounds

• Ndongo returned to the starting lineup on Nov. 7 and logged 20:39 minutes of playing time like he never left

The Mo Show On Opening Night

• Freshman **Mouhamed Sylla** earned his first collegiate start on Nov. 3 against Maryland Eastern Shore and quickly made a statement with 15 rebounds and 14 points for his first collegiate double-double

• Sylla became the first Yellow Jacket freshman to record a double-double in their collegiate debut since Chris Bosh recorded five straight in 2002-03

• The 15-rebound performance also marked the most by a Georgia Tech freshman in his first game

• The 15 rebounds were also the third-most by a Georgia Tech freshman in any game - joining the list with teammate Baye Ndongo's 19 vs. Penn State (12/16/2023) and Derrick Favors' 18 at Maryland (2/20/2010)

• Sylla became the second Yellow Jacket freshman in program history to post a 14-point/15-rebound performance. Derrick Favors was the first, recording 21 points and 18 rebounds at Maryland (2/20/2010)

• Sylla recorded the most rebounds by a freshman in the Atlantic Coast Conference on Nov. 3 with his 15

• He was one of two freshman in the ACC to record a double-double in their collegiate debut on Nov. 3 - the other being Thijs De Ridder of Virginia (21 pts/10 rbs vs. Rider)

• He was one of eight freshman nationally to record a double-double in the Monday season openers

• Sylla's 15-rebounds were the second-most by any freshman nationally (Mohammad Habbab of Eastern Michigan pulled down the most at 16)

Making Debuts

• Georgia Tech saw 10 Yellow Jackets take the floor in the season-opener on Nov. 3 against Maryland Eastern Shore

• Amongst those 10, five made their collegiate debuts in freshmen Eric Chatfield Jr., Akai Fleming, Cole Kirouac, Davi Remagen and Mouhamed Sylla. The freshman class produced 19 points, 16 rebounds, six steals, three blocks and an assist

• Kam Craft, Chas Kelley III and Peyton Marshall each

Balanced Scoring

Seasons in which five players averaged in double figures (all games)

2025-26

Kowacie Reeves Jr.	15.8
Baye Ndongo	12.4
Lamar Washington	11.4
Mouhamed Sylla	9.6
Akai Fleming	8.9

2024-25

Lance Terry	14.5
Baye Ndongo	13.4
Naithan George	12.3
Duncan Powell	12.2
Javian McCollum	11.9

1991-92

Jon Barry	17.2
Malcolm Mackey	15.8
James Forrest	13.3
Travis Best	12.3
Matt Geiger	11.8

1985-86

Mark Price	17.4
John Salley	13.1
Tom Hammonds	12.2
Duane Ferrell	12.1
Bruce Dalrymple	10.8

1964-65

Jim Caldwell	17.4
R.D. Craddock	15.2
Pres Judy	10.7
Ron Scharf	10.5
Charles Kenney	10.5

Avg. Double-Double in ACC Games

Player (Season)	PPG	RPG
Malcolm Mackey (1990-91)	13.9	10.6
Malcolm Mackey (1992-93)	14.6	10.1
Alvin Jones (2000-01)	13.1	10.6
Baye Ndongo (2024-25)	14.4	10.2

TECH TIDBITS

made their Yellow Jacket debuts, combining for 16 points, 11 rebounds, six assists and three steals

Preseason Accolades

- Ahead of tipoff of the 2025-26 season, Georgia Tech's **Baye Ndongo** picked up a few preseason accolades

- For the second consecutive season, Ndongo was selected to the 2025-26 Preseason ACC second team. He was an all-ACC third team selection in 2024-25.

- Ndongo was also one of 20 power forwards named to the 2026 Karl Malone Award preseason watch list, presented by the Naismith Basketball Hall of Fame. The Yellow Jacket was one of five representatives on the list from the ACC, joined by Duke's Cameron Boozer, Miami's Malik Reneau, North Carolina's Caleb Wilson and Syracuse's Donnie Freeman.

Tech Signs Three Prospects for 2026-27

- During National Signing Week, Georgia Tech inked three prospects for the 2026-27 season - four-star 6-2 point guard **Kaiden Bailey**, four-star 6-10 center **Moustapha Diop** and four-star 6-8 power forward **Jalan Wingfield**

- The three-member class was ranked 20th nationally by 247Sports Composite and sixth in the ACC

- **Kaiden Bailey** - a four-star prospect playing for Santa Margarita Catholic in Rancho Santa Margarita, California. He is ranked a top-20 guard nationally. For the 2023-24 season, he attended Irvine (Calif.) Crean Lutheran, where he averaged 23.9 points, 3.9 rebounds, 3.6 assists and 1.4 steals over 29 games.

- **Moustapha Diop** - currently attending Overtime Elite in Atlanta for his second season. A four-star recruit, Diop is the No. 10-ranked center nationally. During the 2024-25 season at OTE, Diop averaged 11.2 points and 11.7 rebounds per game for the City Reapers. He started his prep career at the Walker School his freshman and sophomore seasons.

- **Jalan Wingfield** - helped Tri-Cities High School capture the state championship last season with a 20-point, 19-rebound performance in the title game. His father, Dontonio Wingfield, was drafted by Seattle in the 1994 NBA Draft and played four seasons in the NBA

Baye the Way

- Junior forward **Baye Ndongo** returns for his third year on The Flats in 2025-26. The Mboro, Senegal native capped the season picking up all-ACC third team honors.

- Last season, Ndongo was one of two Yellow Jackets to start all 34 games. He returns as the team's leading scorer (13.4 ppg) and rebounder (8.9 rpg) after finishing second offensively on the team last year and leading the Jackets on the glass.

- Ndongo has started 81 consecutive games dating back to the 2023-24 season.

- Ndongo posted a strong finish to the season last year, recording 9 double-doubles in Tech's last 13 games and had 3 in which he scored 20 points with 10 rebounds. He capped the ACC regular season averaging 14.4 ppg and 10.2 rpg.

- He ranked second in the ACC in rebound average and third in field goal percentage (54.4%) in conference games. Overall, the 6-9 forward averaged 13.4 points and 8.9 rebounds per game, ranking fourth in the ACC in rebound average and third in field goal percentage (53.6%).

Kowacie's Back

Since his arrival on The Flats in 2023, **Kowacie Reeves Jr.** has started all 59 games he's appeared in as a Yellow Jacket to date. That streak was set to continue last season when Reeves started the first six contests before a foot injury sidelined him the remainder of the season.

Through the first six games opening last season, Reeves averaged 9.3 points, 6th on the team, with just three turnovers. In the first three games, he reached double-figures to average 15.7 points per game.

His first season on The Flats (2023-24), Reeves was one of two Yellow Jackets to start every game and was No. 3 on the team in minutes per game. Reeves averaged 9.8 ppg to rank third on the team.

Reeves joined Georgia Tech in Damon Stoudamire's first year as head coach and begins his third year with the program, also Stoudamire's third year.

Year Two for Mustaf

Sophomore guard **Jaeden Mustaf** returns for year two after he took the floor in 26 games, starting 10, as a freshman last season. He finished 7th on the team in scoring, averaging 8.3 ppg, hitting 39.3% from the floor, 34.4% from three-point range and 71.4% from the charity stripe. He picked up a starting role last season when Tech's lineup was thinned due to injury before suffering a foot injury of his own. Mustaf recorded nine games scoring in double-digits, including ACC regular season games against Clemson, NC State and Wake Forest.

A Family Tradition

Basketball runs in the family - at least for the Yellow Jackets.

- **Kam Craft** - father, Mark Craft, was a letterwinner in both basketball (1988-90) and baseball (1987-90) at VMI. He ranks 8th in single-season field goal percentage records, converting 55.9 percent from the field in the 1988-89 season. Mark was a two-time Robert L. Watson '64 Award winner for leading rebounder in both 1989 and 1990. On the baseball side, Mark was drafted in the 10th round of the 1990 MLB Draft by the Oakland Athletics. He played one season in the minor leagues for Southern Oregon A's.

- **Akai Fleming** - father, Atibah, played basketball for the U.S. Virgin Islands national team before moving to Atlanta to attend Morris Brown College.

- **Chas Kelley III** - father was a walk-on at the University of Houston for two seasons before he was injured.

- **Cole Kirouac** - mom, Cortney, played college basketball at Samford (1997-2001) and holds the Samford career record for rebounds (725) and most blocked shots (196)

- **Jaeden Mustaf** - son of former Maryland star Jerrod Mustaf, who played for the Terrapins in the late 1980s and was selected 17th overall in the 1990 NBA Draft by the New York Knicks. Three sisters played collegiate basketball as well, including Ashley who played at Maryland Eastern Shore

- **Davi Remagen** - father played second division basketball in Germany for 2-3 years before injury

- **Dyllan Thompson** - mother, Tina, was a former USC All-American and 9-time WNBA all-star. In 1997, she was the 1st overall pick of the WNBA Draft by the Houston Comets. She served as head women's basketball coach at Virginia from 2018-22. She was inducted into the Women's Basketball Hall of Fame and Naismith Memorial Basketball Hall of Fame in 2018. She is also a two-time Olympic gold medalist, helping USA Basketball to gold medals in the 2004 Athens Olympics and 2008 Beijing Olympics.

2025-26 Storylines

- Georgia Tech begins the third season under head coach **Damon Stoudamire**, former Arizona All-American and NBA star point guard. Tech went 17-17 overall and 10-10 in the ACC last season. Through two seasons under Stoudamire, the Yellow Jackets were 31-35, 17-23 in the ACC.

- The 2025-26 returning class will be led by 6-9 junior forward **Baye Ndongo** (Mboro, Senegal), a third-team All-ACC performer, 6-7 wing **Kowacie Reeves, Jr.** (Macon, Ga.) and 6-5 guard **Jaeden Mustaf** (Bowie, Md.).

- The Jackets also added four transfer players to the roster in 6-3 guard **Chas Kelley** (Boston College), 6-6 wing **Kam Craft** (Miami, Ohio), 6-4 guard **Lamar Washington** (Pacific) and 7-0 center **Peyton Marshall** (Missouri). The four transfers conclude a 10-member newcomer class that also

Tech's Opponents in the NET

Date	Opponent	Site	Rank	Quad	Score
N3	UMES	H	338	4	W, 56-52 (OT)
N7	Bryant	H	347	4	W, 74-45
N10	SLU	H	288	4	W, 70-60
N14	UGA	A	36	1	L, 87-92
N18	Ga. Southern	H	253	4	W, 68-66
N23	UWG	H	309	4	W, 82-66
N28	DePaul	N	107	3	L, 75-61
N29	Drake	N	171	3	L, 84-74
D3	Miss. State	H	94	3	L, 85-73
D6	Monmouth	H	206	4	W, 79-67
D16	Marist	H	149	3	W, 87-76
D20	Lafayette	H	312	4	W, 95-81
D28	FAMU	H	328	4	W, 89-65
D31	Duke	A	1	1	L, 85-79
J3	Boston Coll.	H	153	3	W, 65-53
J6	Syracuse	H	72	2	L, 82-72
J10	Miami	A	38	1	L, 91-81
J14	Pittsburgh	H	111	3	L, 89-66
J17	NC State	A	26	1	W, 78-74
J24	Clemson	H	31	2	L, 77-63
J27	Virginia Tech	A	56	1	L, 71-65
J31	UNC	H	25	1	L, 91-75
F4	Cal	A	51	1	
F7	Stanford	A	77	2	
F11	Wake Forest	H	73	2	
F14	Notre Dame	A	85	2	
F18	Virginia	H	18	1	
F21	Louisville	A	17	1	
F28	Florida State	H	101	3	
M4	Cal	H	51	2	
M7	Clemson	A	31	1	

Through games Feb. 2

2025-26 NET RANKINGS		142 (As of Feb. 2)
Record vs. NET 1-25		
Home		0-1
Away		0-1
Neutral		0-0
Record vs. NET 26-50		
Home		0-1
Away		1-2
Neutral		0-0
Record vs. NET 51-100		
Home		0-2
Away		0-1
Neutral		0-0
Record vs. NET 101-200		
Home		2-1
Away		0-0
Neutral		0-2
Record vs. NET 201 +		
Home		8-0
Away		0-0
Neutral		0-0

QUADRANT 1 - H (1-30) • N (1-50) • A (1-75)	
Overall:	1-5 • Home: 0-1 • Away: 1-4 • Neutral: 0-0
Remaining Q1 Games:	4 (1 Home • 3 Away)
QUADRANT 2 - H (31-75) • N (51-100) • A (76-135)	
Overall:	0-2 • Home: 0-2 • Away: 0-0 • Neutral: 0-0
Remaining Q2 Games:	4 (2 Home • 2 Away)
QUADRANT 3 - H (76-160) • N (101-200) • A (136-240)	
Overall:	2-4 • Home: 2-2 • Away: 0-0 • Neutral: 0-2
Remaining Q3 Games:	1 (1 Home)
QUADRANT 4 - H (161+) • N (201+) • A (241+)	
Overall:	8-0 • Home: 8-0 • Away: 0-0 • Neutral: 0-0
Remaining Q4 Games:	0 Games

TECH TIDBITS

features six freshmen.

- Tech's freshman recruiting class ranked No. 13 in the nation in the team rankings compiled by Rivals, No. 4 among Atlantic Coast Conference teams, and No. 24 in the nation in the 247Sports composite listing. Tech's freshman class includes four-star 6-4 guard **Akai Fleming** (Marietta, Ga.), four-star 6-10 center **Mouhamed Sylla** (Louga, Senegal), three-star 6-5 guard/forward **Brandon Stores, Jr.** (The Bronx, N.Y.), three-star center **Cole Kirouac** (Cumming, Ga.), three-star 5-11 point guard **Eric Chatfield** (Atlanta, Ga.) and international 6-4 guard **Davi Remagen** (Cologne, Germany). Fleming and Kirouac attended Overtime Elite in Atlanta.

- Georgia Tech's 2025-26 roster includes 10 newcomers (four transfers and six freshmen). Of its roster, five players are from the Atlanta metro area and three are international, including two from Senegal.

- The Yellow Jackets grabbed a pair of strong shooters out of the portal in redshirt-junior **Kam Craft** (Chicago, Ill./Miami(Ohio)) and **Lamar Washington** (Portland, Ore./Pacific).

- A 6-6 wing, Craft had a standout season last year at Miami (Ohio), as the team's second-leading scorer, helping the RedHawks to a 25-9 overall record and 14-4 ledger in the Mid-American Conference. He started all 34 games, hit 44.6 percent of his shots from the floor, including an impressive 43.1 percent from three-point range. Craft averaged 13.6 points, 3.0 rebounds and 1.0 assists per game.

- A 6-4 guard, Washington earned West Coast All-Conference second team honors last season, after breaking the school record for assists in a season with 191. He ranked in the top-25 in the nation in both assists and assists per game, and averaged 13.5 points and 5.8 assists per outing.

- Kelly and Marshall bring competitive playing experience from Boston College and Missouri, respectively. Kelly played in 30 games at BC, starting 14, to average 18.7 minutes per game as one of the Eagles' primary ballhandlers. Marshall took the floor in 22 games for the Tigers to bring size and depth to the floor.

Two Jackets on 2025-26 NBA Rosters

Since 1982, Georgia Tech has produced 19 first-round NBA draft picks and 46 draft picks overall. A total of 42 Georgia Tech alumni have played in the NBA.

Two former Georgia Tech players are on NBA rosters for 2025-26 - **Jose Alvarado** in his fifth season with the New Orleans Pelicans, and **Josh Okogie** in his eighth season in the NBA, having recently joining Houston in July. He played his first four years in Minnesota and then three with Phoenix before one year in Charlotte and the 2024-25 season with Toronto.

Baye One, Get One

Coming off the heels of a standout freshman year, **Baye Ndongo** developed into one of the ACC's best players once conference play began last season, especially when Tech's rotation became thinned by injury. The 6-9 forward finished the ACC regular season averaging a double-double in conference games (14.4 ppg, 10.2 rpg), one of two ACC players to accomplish that. He also ranked third in field goal percentage (.536), and among the top 5 in offensive rebounds per game and defensive rebounds per game.

Ndongo was the first Tech player to average a double-double in ACC play since 2000-01 (Alvin Jones) and only the third to do so (see list on page 9).

Despite battling foul trouble and more intense focus from opposing defenses, Ndongo improved his numbers during his sophomore season, averaging 13.4 points and 8.9 rebounds in all games.

- **Ndongo** also led the Jackets in blocked shots (24) and steals (22) in conference games. The sophomore led Tech in blocked shots (39) and was third in steals (35) in all games.

- Since Tech began competing in the ACC in 1979-80, there have been 14 games where a Yellow Jacket scored

15 points and pulled 15 rebounds, 10 of those came against ACC opponents. **Ndongo** had 3 of those in 2024-25 (15/16 vs. Stanford, 17/15 at Boston College). In that period, **Moses Wright**, the 2021 ACC Player of the Year, had 2.

Pre-Season Storylines for 2025-26

- **110 seasons** - Georgia Tech has played 110 seasons of basketball, having compiled an all-time on-court record of 1,468-1,340 (22 wins and one loss from the 2016-17 and 2017-18 seasons were vacated by the NCAA Committee on Infractions) entering the 2025-26 season.

- **Tech in the ACC** - Tech has played 46 seasons as a member of the Atlantic Coast Conference, having won the conference championship in 1985, 1990, 1993 and 2021. Prior to that, Tech competed in the Metro Conference for three seasons from 1975-78, was an independent from 1964-75, and was a member of the Southeastern Conference for 32 years from 1932-64, winning one title in 1938.

- Tech was projected to finish 13th in the ACC standings this season by a vote of the conference's official media panel. Tech has finished ahead of its media projection eight of the last nine seasons after finishing eighth in 2024-25.

- Tech's last two recruiting classes have been ranked 20th (2024 class) and 13th (2025 class).

- **Damon Stoudamire** is one of 21 head coaches at the NCAA Division I level that played in the NBA. (courtesy of Stephen Gorchov at Hofstra)

Jackets' Class of 2025 Ranked High

Four-star 6-4 guard **Akai Fleming** from Marietta, Ga. and three-star 6-5 guard/forward **Brandon Stores Jr.**, from the Bronx, N.Y., highlight a four-player class of basketball prospects who signed grant-in-aid papers to join Georgia Tech's men's basketball program. **Cole Kirouac**, a 6-11 center from Cumming, Ga., and 5-11 point guard **Eric Chatfield, Jr.**, from Atlanta also signed scholarship documents to attend Tech.

Fleming and Stores were nominated for the McDonald's All-America team.

Tech's class is ranked No. 13 in the nation, and No. 3 among Atlantic Coast Conference teams in the team rankings compiled by Rivals. It comes on the heels of the Yellow Jackets' 2024 freshman class, which was rated 20th-best in the nation.

Fleming, ranked No. 56 nationally by 247Sports, played the 2024-25 season at Overtime Elite after starring at Osborne High School in Marietta, Ga. As a junior at Osborne, Fleming scored 22 points per game to go with seven rebounds, four assists, two steals and one block per contest.

Considered a three-star big guard/small forward prospect by the 247Sports Composite and the sixth-best player in the state of New York at the time of his commitment last February, Stores Jr., averaged 19.8 points per game as a sophomore and scored 18.2 points per game in 25 games last season at St. Raymond High School for Boys.

Kirouac, a three-star prospect last year and now, originally signed a letter-of-intent to attend Tech last fall while attending Brewster Academy in New Hampshire, but re-classified and decided to attend Overtime Elite in 2024-25.

As a senior at Pace Academy, Chatfield led his team to the AAA state finals, scoring 20 points in the championship game. He averaged 18.6 points, 4.2 assists, 2.5 steals and 2.5 rebounds as a senior.

Winning Starts at Home

Georgia Tech has compiled a 155-86 record at home in 13 seasons in McCamish Pavilion. Tech is 57-59 on its home court in ACC games, 44-36 over the past eight seasons.

Tech set a program record for wins at home (17) in 2016-17, including a 7-2 ACC record and two NIT victories.

McCamish Pavilion was essentially brand new when it opened for the 2012-13 season. The only physical elements of McCamish Pavilion that remain from the venerable Alexander

Memorial Coliseum are the roof and the 32 steel ribs that support it.

The capacity of McCamish Pavilion is 8,600, including 1,665 seats in the new balcony level and 6,935 seats in the lower seating bowl. There are no suites, but there is a club area that seats 500. Alexander Memorial Coliseum seated 9,191 spectators in its final configuration.

The most impressive features of McCamish Pavilion are its grand entrance, which fronts 10th and Fowler Streets, the ability for patrons to view the court from the main concourse all the way around, and the theatrical lighting system, which concentrates light on the court while leaving the seating areas dark, modeled after the Staples Center in Los Angeles and Madison Square Garden in New York.

Prior to the opening of McCamish Pavilion, Tech played 55 seasons in Alexander Memorial Coliseum, compiling a record of 556-194 (.741). Miami was the last team to play Tech in Alexander Memorial Coliseum, a game Tech won, and was the first ACC team to play in McCamish Pavilion on Jan. 5, which Miami won. For the 2011-12 season, Tech played its home games at State Farm Arena and Gas South Arena.

2024-25 Review

- Georgia Tech finished the regular season in 8th place in the ACC standings, four slots ahead of the media's pre-season projections, and has finished ahead of the pre-season projection eight of the last nine years.

- Tech earned a first-round bye in the ACC Tournament for the first time since 2021, when the Yellow Jackets won their fourth ACC championship. It is the Yellow Jackets' second top-9 seed since the ACC expanded to 15 teams ahead of the 2013-14 season.

- Tech earned its most conference wins since 2020-21 (11-6) and had a .500 or better record in league play for the first time since then.

- **Baye Ndongo** was named third-team All-Atlantic Coast Conference, while **Naithan George** earned honorable mention. **Duncan Powell** was runner-up for the ACC's Sixth Man Award, and made the ACC all-tournament second team. George was fourth in the voting for the ACC's Most Improved Player Award.

- Tech finished the regular season 14-5 on its home court after beginning the season 2-3, and 8-2 in ACC games, having clinched its first winning home conference record since the 2020-21 season, when the Jackets were 8-1.

- This Tech team was the seventh in program history to win 14 or more games at home in a regular season, and the first since the 2016-17 season, when the Jackets were 17-4 (including two home games in the NIT).

- Tech won its last 6 ACC games at home, the first time the Jackets have won 6 conference games in a row since late in the 2019-20 season, when they won their final 7 ACC home games.

- Tech was 2-5 vs. top-25 teams in 2024-25 (including a win over Clemson, which was No. 21 in the coaches poll but unranked in AP at the time), and 5-6 under Damon Stoudamire.

- Tech, which stood 2-6 in the ACC at one point, won 8 of its last 13 dating back to its Feb. 1 win over Louisville.

- Tech won its first ACC Tournament game since its run to the 2021 championship.

- Tech's 17 wins matched the most for the program in a season since 2015-16, when the Yellow Jackets went 21-15 (Tech also won 21 games in 2016-17 though all those wins were vacated by the NCAA). Tech won 17 games in 2019-20 and 2020-21.

- Tech was the only ACC team to defeat both Clemson and Louisville, the teams tied for 2nd place in the standings, during the regular season. The Jackets stopped a 10-game winning streak by Louisville, who then won its next 11 games before falling to Duke in the ACC Championship game. Tech ended a 6-game win streak by Clemson, who responded by defeating Duke and North Carolina and won its next 9 in a row before falling to Louisville in the ACC Tournament semifinals.

TECH TIDBITS

• In his first two seasons at Tech, **Damon Stoudamire's** Yellow Jackets have beaten every ACC opponent - outside of three 2024-25 newcomers Cal, SMU and Stanford - at least once, and have beaten every current ACC opponent except SMU at least once. Only Clemson and Duke have beaten every other ACC team in the last two years, while Louisville, North Carolina and Wake Forest have defeated all but one.

Tech Returns to Post-Season

Georgia Tech returned to the post-season for the first time in four years to cap the 2024-25 campaign, receiving a bid to the National Invitation Tournament after winning 17 games during the regular season. The postseason appearance marked the 27th in Georgia Tech men's basketball history and 10th in the NIT.

Tech won five of its last seven regular season games to finish eighth in the Atlantic Coast Conference, earning a first-round bye for the first time since 2021. The Yellow Jackets went 8-5 after the calendar turned to February, including wins over two of the top three teams in the ACC standings, Louisville (77-70) and Clemson (89-86 in 3 overtimes). The Yellow Jackets split their two games in the ACC Tournament, defeating Virginia (66-60) in the second round before falling to No. 1 Duke (78-70) in the quarterfinals.

2025 ACC Tournament Recap

Georgia Tech won its first ACC Tournament game and advanced to the quarterfinals for the first time in four years before being eliminated by top-seeded Duke in a close game.

Duncan Powell scored 21 points, **Baye Ndongo** registered his ninth double-double in the last 11 games and **Naithan George** nearly recorded a triple-double, leading 8th-seeded Georgia Tech to a 66-60 win over No. 9 seed Virginia in the second round. The win was the Yellow Jackets' first over UVA since Jan. 9, 2016, snapping a nine-year, 13-game losing skid against the Cavaliers.

In the quarterfinals, Tech raced out to a 14-point lead in the first half, but top-seeded and No. 1-ranked Duke rallied to defeat the eighth-seeded Yellow Jackets, 78-70.

The Yellow Jackets dominated the action early in the game, making 10 of their first 21 shots while holding Duke to just six makes on 23 attempts, and Baye Ndongo's tip-in with 5:02 to go in the first half gave the Jackets a commanding 26-12 lead.

Tech led by five at the half (31-26), but Duke opened the second period with a 12-0 run to take a 38-31 advantage. Duke stretched its lead to as many as 11 points, but the Yellow Jackets hung tough and cut the deficit to six on three occasions in the final 90 seconds before succumbing to the top-ranked Blue Devils.

Tech's NCAA Tournament History

Georgia Tech has played in the NCAA Tournament 17 times in its history. Sixteen of those appearances have occurred from 1985 to the present, 10 under Bobby Cremins and five under Paul Hewitt.

The most recent was 2021, when the Yellow Jackets won the ACC Championship and earned an automatic bid, then fell 71-60 to Loyola Chicago in the opening round of the Midwest Regional.

That ended an 11-year hiatus from the NCAA Tournament that dated back to 2010, when the Yellow Jackets defeated Oklahoma State in the first round before losing to Ohio State in the round of 32 of the Midwest Regional.

Tech has a record of 23-17 in NCAA Tournament play, highlighted by its 2004 trip to the NCAA title game as well as a Final Four berth in 1990. The Yellow Jackets have reached the NCAA Sweet 16 seven times (1960, 1985, 1986, 1990, 1992, 1996, 2004).

The 2004 and 2005 appearances were Tech's first back-to-back appearances since Bobby Cremins led the

Institute to the Big Dance nine straight years from 1985-93.

Georgia Tech has won at least one game in 11 of its 17 NCAA Tournament appearances.

Tech's ACC Tournament History

Georgia Tech has played in 45 ACC Tournaments and has a 30-41 all-time record in the event. The Yellow Jackets have won four championships, in 1985 (Atlanta), 1990 (Charlotte), 1993 (Charlotte) and 2021 (Greensboro).

Tech has been a runner-up four times (1986, 1996, 2005, 2010). The 1986, 1996 and 2010 runs to the finals occurred in Greensboro. Tech also made the finals in 2005 at the Verizon Center in Washington, D.C.

Tech was 0-2 in the ACC Tournament under coach Dwane Morrison, 15-16 under Bobby Cremins (including three titles), 9-11 under Paul Hewitt (runner-up in 2005 and 2010), 2-5 under Brian Gregory. 3-5 under Josh Pastner (won 2021 title) and 1-2 under Damon Stoudamire.

Tech did not play in the 2020 tournament while serving an NCAA postseason ban.

TECH TIDBITS

Tech in the NBA / G League

Player (years at Tech)	Current/Most Recent Team
Jose Alvarado (2017-21)	New Orleans Pelicans
James Banks III (2018-20)	Charlotte Hornets (Summer League)
Derrick Favors (2009-10)	Maine Celtics (G League)
Josh Okogie (2016-18)	Houston Rockets
Thaddeus Young (2006-07)	free agent

Tech Alumni Elsewhere

Player (years at Tech)	Current/Most Recent Team
Brandon Alston (2017-19)	Hawkes Bay Hawks (New Zealand NBL)
Michael Devoe (2018-22)	Turk Telekom Ankara (Turkey)
Ja'von Franklin (2022-23)	Pitești (Romanian Liga Nationale)
Marcus Georges-Hunt (2012-16)	Al Riyadi (Lebanese DLBL)
Trae Golden (2013-14)	Fujian (Chinese CBA)
Abdoulaye Gueye (2014-19)	Goztepe (Turkish TBL)
Josh Heath (2014-17)	Kangoeroes Basket Mechelen (Belgium)
Rodney Howard (2020-23)	Craiova (Romanian Liga Nationale)
Ben Lammers (2014-18)	MoraBank Andorra (Spanish Liga)
Charles Mitchell (2014-16)	Dorados de Chihuahua (Mexican LNBP)
Khalid Moore (2018-22)	Mykonou (Greece)
Glen Rice, Jr. (2009-12)	Flecheros (Nicaraguan LSB)
Avi Schafer (2017-19)	Mikawa (Japan)
Adam Smith (2015-16)	H. Gilboa Galil (Israeli League)
Jordan Usher (2019-22)	Turk Telekom Ankara (Turkey)
Moses Wright (2017-21)	Zalgiris (Lithania)

Former Tech Players in Coaching

Player (years at Tech)	Current Position
Rod Balaris (1990-94)	Howard AHC
Anthony Byrd (1981-84)	Knightdale (N.C.) HS HC
Shaun Fein (1999-2001)	Los Angeles Clippers AC
Jarrett Jack (2002-05)	Detroit Pistons AC
Maurice Miller (2008-11)	Memphis East HS HC
Craig Neal (1984-88)	Nevada AHC
Winston Neal (1999-01)	Columbia State (Tenn.) HC
Kyle Perry (1997-01)	Converse Univ. HC
Willie Reese (1985-89)	Jones County (Ga.) HS HC
Fred Vinson (1992-94)	Detroit Pistons AC
Mfon Udofia (2009-13)	Long Island Nets (G League) HC

Former Tech Coaches in Coaching

Coach (years at Tech)	Current Position
Sherman Dillard (1988-94)	--
Chad Dollar (2011-16)	Cincinnati AHC
Brian Eskildsen (2022-23)	UC Santa Barbara AC
Bruce Evans (2012-16)	North Florida AC
Brian Gregory (2011-16)	Phoenix Suns GM
Tavaras Hardy (2016-18)	--
Paul Hewitt (2000-11)	San Diego Clippers (G League) HC
Chris Kreider (2007-09)	Rice AC
Darryl LaBarrie (2010-11, 2016-18)	--
Robert McCullum (2010-11)	--
Mamadou N'Diaye (2014-16)	--
Billy Schmidt (2011-14)	Chicago Bulls AC
Julian Swartz (2016-23)	--
Cliff Warren (2000-05)	--
Anthony Wilkins (2018-23)	UNLV AC
Charlton Young (2005-09)	Miami AC

Just Georgia Tech, please...

The Georgia Institute of Technology is the official title, but Georgia Tech will work fine, or just Tech (unless you're in Virginia or Texas). We would appreciate it if you would use our name in those ways. Georgia Tech University is incorrect. Thank you.

Georgia Tech By the Numbers

1	SEC Championships
1	NCAA Post-Graduate Scholar
1	Naismith Award winner
2	Final Four appearances
2	ACC regular-season titles
2	ACC Players of the Year
2	National Freshmen of the Year
3	Years a Member of the Metro Conference
4	ACC Championships
5	First-team All-America players
6	Jersey numbers retired
6	Academic All-Americans
7	NCAA Sweet 16 appearances
8	Wins over teams ranked No. 1
8	NBA lottery picks
12	ACC Rookie of the Year honorees
15	Head coaches in program history
17	NCAA Tournament berths
19	NBA first-round draft picks
25	Total postseason berths (NCAA and NIT)
32	Years a Member of the SEC
45	Years a Member of the ACC
47	Players taken in the NBA Draft
51	Players selected All-ACC (1st/2nd/3rd team)
228	Weeks ranked in either AP or Coaches Poll

Head Coaches Who Played in NBA

In NCAA Division I

Coach	School
Steve Alford	Nevada
Mike Bibby	Sacramento State
Speedy Claxton	Hofstra
Hubert Davis	North Carolina
Johnny Dawkins	Central Florida
Bryce Drew	Grand Canyon
Kim English	Providence
Penny Hardaway	Memphis
Fred Hoiberg	Nebraska
Bobby Hurley	Arizona State
Mark Madsen	California
Cuonzo Martin	Missouri State
Mark Pope	Kentucky
Roger Powell Jr.	Valparaiso
Nolan Smith	Tennessee State
Damon Stoudamire	Georgia Tech
Rod Strickland	Long Island
Reggie Theus	Bethune-Cookman
Darrell Walker	Little Rock
Charlie Ward	Florida A&M
Mo Williams	Jackson State

McCamish Pavilion 411

Name: McCamish Pavilion (mc-KAM-ish), named for Atlanta insurance executive Hank McCamish who gave the lead gift for the facility

Capacity: 8,600 (6935 court level, 1665 balcony level)

Cost: \$50 million

Contractor: Whiting-Turner

Architect: Populous

Cremins Court: the court remains named for the former Tech head coach

Alexander Courtyard: located at the Fowler Street entrance, honors the former Tech director of athletics and the history of the former Tech home arena named for him

Grand entrance: 10th and Fowler Streets, foyer includes graphic representations of retired jerseys and Tech's two Final Four appearances

Other entrances: West entrance off Fowler Street (students and media), East entrance from main arena parking (for club patrons)

Features: center-hung scoreboard and video boards, mezzanine fascia ribbon boards, theatrical lighting, primarily chairback seating, club area

Facts and Dates

- 2,500 cubic yards of concrete removed
- 3,000 cubic yards of concrete installed
- 500 tons of new steel installed
- Over 1 mile of new railing installed
- 20,000 gallons of paint used
- 2,000 feet of new mechanical piping
- 2,500 feet of new ductwork
- \$4M in new audio-visual and scoreboards
- 50 TV's throughout the concourse and Callaway Club
- Farthest distance material traveled to site: 4,835 miles
- Shortest distance material traveled to site: 1 mile
- Number of Tech alumni involved in the project: over 100
- Number of days construction took: 520
- Number of 1950's old style Coke bottles found while installing the underground foundations: 11
- Number of new staircases: 13
- Number of new sports lights for the competition floor: Over 300
- 270-degree court view from concourse

Groundbreaking: May 5, 2011

Opening: October, 2012

First public event: Oct. 21, 2012 - Jacket Jam (men's and women's scrimmages)

First men's game: Nov. 9, 2012 vs. Tulane

Head coaches: Brian Gregory of Georgia Tech, Ed Conroy of Tulane

Officiating crew: Karl Hess, Gary Maxwell, Raymond Styons

TV announce crew: Tom Werme, Cory Alexander (ACC Network, syndicated over-the-air iteration)

First Tech points: Marcus Georges-Hunt (2 FT, 18:13, 1st half)

First basket: Tulane's Josh Davis (18:44, 1st half)

Attendance: 8,600 (sellout)

First women's game: Nov. 11, 2012 vs. Tennessee

Tech played 55 seasons in Alexander Memorial Coliseum, compiling a record of 556-194 (.741). Miami was the last team to play Tech there, a game Tech won, and was the first ACC team to play in McCamish Pavilion, which Miami won. For the 2011-12 season, Tech played its home games at Philips Arena and the Arena at Gwinnett.

COACHING STAFF

Head Coach Damon Stoudamire • 3rd season at Tech

Well-known throughout the basketball world for his success as a player and coach at the collegiate and professional levels, Damon Stoudamire became the 15th head coach in Georgia Tech men's basketball history on March 14, 2023.

In his first year on The Flats, the former collegiate All-American and NBA standout remade the Tech roster and guided the Yellow Jackets to victories over three top-25 teams and wins over three ACC teams that advanced to the Sweet 16 of the NCAA Tournament - Duke, North Carolina and Clemson.

In year two, he led a late-season surge in which the Yellow Jackets finished eighth in the ACC at 10-10, earning their highest regular-season finish, first ACC Tournament win and first post-season berth in four years.

Stoudamire came to Georgia Tech after most recently serving as an assistant coach of the Boston Celtics, who sat atop the NBA's Atlantic Division standings at the time of his hiring at Tech. He was with the Celtics for nearly two seasons (2021-22 and 2022-23), after a successful five-season stint as the head coach at Pacific (2016-21). At Pacific, he was named West Coast Conference Coach of the Year in 2020 after leading the Tigers to a 23-10 record in 2019-20, good for the program's best winning percentage (.697) in 15 years, and a third-place finish in the powerful WCC (behind only national powers Gonzaga and St. Mary's). He also was honored with the Ben Jobe Award, given annually to the nation's top minority head coach.

Stoudamire established himself as one of his generation's premier players when he was a three-time all-conference performer, the 1995 Pac 10 co-Player of the Year and a consensus first-team All-American at Arizona, where he played four seasons from 1991-95. After helping lead the Wildcats to the Final Four as a junior in 1994, he capped his collegiate career by averaging 22.8 points per game, en route to the co-conference Player of the Year and consensus first-team All-America recognition in 1995.

At the conclusion of his Arizona career, Stoudamire was the Wildcats' all-time leader in 3-pointers made (272) and ranked second in points (1,849) and fourth in assists (663). He was the only player in Arizona history with two 40-point games.

His amateur career also included helping lead the United States to the gold medal in the 1993 World University Games (where he led the team in assists and steals despite being the youngest player on the roster) and the bronze at the 1994 Goodwill Games.

Stoudamire was selected by the Toronto Raptors with the seventh overall pick in the 1995 NBA Draft and averaged 13.4 points and 6.1 assists per game over the course of a 13-year professional playing career that included stints with the Raptors (1995-98), Portland Trail Blazers (1998-05), Memphis Grizzlies (2005-08) and San Antonio Spurs (2008). He was named the 1996 NBA Rookie of the Year after averaging 19 points and 9.3 assists per game in his first NBA campaign.

Following the conclusion of his NBA playing career in 2008, Stoudamire immediately embarked on his coaching career, beginning as director of player development at Rice in 2008-09. He then went on to serve as an assistant coach with the Memphis Grizzlies for two seasons (2009-11), before getting back into the college game with stints as an assistant at Memphis (2011-13), his alma mater Arizona (2013-15) and again at Memphis (2015-16).

After helping lead Memphis and Arizona to four conference championships (two Conference USA titles at Memphis, two Pac-12 crowns at Arizona) and four NCAA Tournament berths (including back-to-back Elite Eight appearances at Arizona) in six seasons, Stoudamire was hired as the head coach at Pacific in 2016. He inherited a program coming off an 8-20 campaign and built it into a WCC contender, highlighted by the 23-10 campaign in 2019-20. The Tigers' 11-5 conference record that season remains their most-ever wins in WCC play.

After posting a 9-9 overall record during the Covid-shortened 2020-21 season, Stoudamire returned to the NBA as an assistant coach for the Celtics. In his first season in Boston, he helped lead the Celtics to the 2022 NBA Finals. The Celtics stood in first place in the Atlantic Division and in second both in the Eastern Conference and in the NBA's overall league standings at the time he took the Tech position. With Boston, he coached a pair of metro-Atlanta natives in Malcolm Brogdon (Norcross, Ga.) and Jaylen Brown (Alpharetta, Ga.).

A Portland, Ore. native, Stoudamire, 51, graduated from Woodrow Wilson High School in 1991 and earned his bachelor's degree from Arizona in 2008. He has a daughter, Kemeco, and two sons, Damon and Brandon.

Stoudamire as a Head Coach

Season	School	Overall	Conference	Postseason
2016-17	Pacific	*11-22	*4-14 / 9th	<i>*on-court record</i>
2017-18	Pacific	14-18	9-9 / 14th	
2018-19	Pacific	14-18	4-12 / 9th	
2019-20	Pacific	23-10	11-5 / 13rd	
2020-21	Pacific	9-9	6-7 / 5th	
at Pacific	5 years	71-77	34-47	
2023-24	Georgia Tech	14-18	7-13	
2024-25	Georgia Tech	17-17	10-10	NIT 1st round
2025-26	Georgia Tech	11-11	2-7	
at Georgia Tech	3rd year	42-46	19-30	
CAREER	8th year	113-123	53-77	

Stoudamire Coaching Resume

- Georgia Tech, head coach (2023-present)
- Boston Celtics, assistant coach (2021-23)
- Pacific, head coach (2016-21)
- Memphis, assistant coach (2015-16)
- Arizona, assistant coach (2013-15)
- Rice, director of player development (2008-09)
- Memphis, assistant coach (2011-13)
- Memphis Grizzlies, assistant coach (2009-11)

Honors: All-Pac-10 Conference (1993, 1994, 1995), Pac-10 Co-Player of the Year (1995), Consensus first-team All-American (1995), finalist for the Wooden Award (1995), West Coast Conference Coach of the Year (2020), Ben Jobe Award (2020)

Playing Experience: Lettered four years at Arizona (1991-95), Toronto Raptors (1995-98), Portland Trail Blazers (1998-2005), Memphis Grizzlies (2005-08), San Antonio Spurs (2008)

Coaching Staff

KARL HOBBS

Associate Head Coach • 3rd season at Tech

Karl Hobbs, who directed George Washington to three straight NCAA Tournament appearances as a head coach, captured two national titles as an assistant at Connecticut and helped Rutgers to three post-season appearances in his most recent stop, joined the Georgia Tech men's basketball staff as associate head coach in April of 2023.

Hobbs has 36 seasons of Division I coaching experience and 21 post-season appearances on his resume, and comes to The Flats following seven seasons as associate head coach at Rutgers. He helped guide the Scarlet Knights to post-season appearances each of the past three seasons, including back-to-back appearances in the NCAA Tournament in 2021 and 2022, marking the first time RU made the big dance in consecutive seasons since 1976. Hobbs helped Rutgers snap a 30-year NCAA Tournament drought when the Scarlet Knights earned a berth in the 2021 the NCAA Tournament, their first appearance since 1991.

GREG GARY

Assistant Coach • 2nd season at Tech

A veteran of 30 years as a coach on the Division I level, including seven years as a head coach, Greg Gary joined the Georgia Tech men's basketball staff in June of 2024 as a quality control analyst.

Gary comes to The Flats after five seasons as the head coach at Mercer University in Macon, Ga., where the Bears won 81 games, and nine players earned all-Southern Conference honors during his tenure. He has made 17 postseason appearances as a college assistant and player, reaching the NCAA Tournament nine times.

PERSHIN WILLIAMS

Assistant Coach • 3rd season at Tech

A former graduate assistant with the Georgia Tech men's basketball program, Pershin Williams joined the Yellow Jackets' men's basketball staff as assistant coach in April of 2023 following four seasons on the bench at Kennesaw State.

Now with 12 years of full-time college coaching experience, Williams helped head coach Amir Abdur-Rahim build the KSU program into a championship team in the Atlantic Sun Conference and an NCAA Tournament team in 2023. KSU went 26-9 last season, 15-3 in the A-Sun, and three Owls earned all-conference recognition after being picked to finish eighth in the pre-season conference poll.

NATE BABCOCK

Assistant Coach • 3rd season at Tech

After two seasons as an assistant coach with the Grand Rapids Gold in the G League, Nate Babcock joined the Georgia Tech men's basketball staff as quality control coach in June of 2023. He returns to the collegiate ranks after nine years on the professional level.

Prior to his time in Grand Rapids, the G League affiliate of the Denver Nuggets, Babcock spent seven years in various support roles in the NBA and G League. He joined the Gold after three years as the special assistant to the head coach with the Atlanta Hawks organization where he assisted with player development as well as opponent scouting and game preparation.

BONZI WELLS

Assistant Coach • 3rd season at Tech

A 12-year veteran of professional basketball, including 10 in the National Basketball Association, Bonzi Wells joined the Georgia Tech men's basketball staff as an assistant coach in August of 2023. Wells will concentrate his efforts on player development and on-court coaching.

Wells, 46, came to Tech following two seasons as the head coach at Division II LeMoyne-Owen College in Memphis, Tenn., where he led the Magicians to a 34-23 record across his two years, including an 18-11 mark in 2022-23.

BIO UPDATES



#0 AKAI FLEMING

Guard • 6-4 • 184 • Freshman • Marietta, Ga. • Overtime Elite (Atlanta)

THE FLEMING FILE

- Major: Business Administration
- Has excellent footwork, ballhandling ability and willingness to shoot mid-range jumper
- Started played at 4-5 years old when his father put a basketball in his hands
- Spent senior year at Overtime Elite in Atlanta; Osborne High School (Marietta) his freshman-junior years
- Father, Atibah, was a member of the U.S. Virgin Islands national team before moving to Atlanta to attend Morris Brown

2025-26 ACCOLADES

- Emerald Coast Classic All-Tournament Team

CAREER & SEASON HIGHS

Points

Season:20 vs. Lafayette (12/20/25)

Career:20 vs. Lafayette (12/20/25)

Field Goals

Season:6 vs. Drake (11/29/25)

Career:6 vs. Drake (11/29/25)

Field Goals Attempted

Season:13 vs. Mississippi State (12/3/25)

Career:13 vs. Mississippi State (12/3/25)

3- Point Field Goals

Season:2, 4x, last at NCSU (1/17/26)

Career:2, 4x, last at NCSU (1/17/26)

3- Point Field Goals Attempted

Season:5, 4x, last vs. Syracuse (1/6/26)

Career:5, 4x, last vs. Syracuse (1/6/26)

Free Throws

Season:11 vs. Lafayette (12/20/25)

Career:11 vs. Lafayette (12/20/25)

Free Throws Attempted

Season:12 vs. Lafayette (12/20/25)

Career:12 vs. Lafayette (12/20/25)

Rebounds

Season:7, 2x, last at NCSU (1/17/26)

Career:7, 2x, last at NCSU (1/17/26)

Assists

Season:4 at Duke (12/31/25)

Career:4 at Duke (12/31/25)

Steals

Season:2, 2x, last vs. DePaul (11/28/25)

Career:2, 2x, last vs. DePaul (11/28/25)

Blocks

Season:1, 5x, last at Miami (1/10/26)

Career:1, 5x, last at Miami (1/10/26)

Turnovers

Season:5 at NCSU (1/17/26)

Career:5 at NCSU (1/17/26)

Minutes

Season:34:04 vs. Drake (11/29/25)

Career:34:04 vs. Drake (11/29/25)

Miscellaneous

	Career	25-26
Double-Doubles:	-	-
Double Figure Points:	10	10
Double Figure Rebounds:	-	-
Led Team In Points/Rebs:	3/1	3/1
20+ Points:	1	1

2025-26 GAME-BY-GAME STATISTICS

#0 FLEMING, Akai

Opponent	Date	GS	MIN	Total		3-Pointers		Free throws		Rebounds				PF	A	TO	BLK	STL	PTS	AVG	
				FG-FGA	PCT	3FG-3FGA	PCT	FT-FTA	PCT	OFF	DEF	TOT	AVG								
UMES	11/03/2025		12:01	1-7	.143	0-3	.000	0-0	.000	0	0	0	0.0	0	0	0	1	2	2.0		
Bryant	11/07/2025		21:08	4-8	.500	2-3	.667	4-6	.667	0	2	2	1.0	2	0	3	0	2	14	8.0	
Southeastern La.	11/10/2025		24:49	3-5	.600	1-2	.500	5-6	.833	0	3	3	1.7	2	1	2	0	0	12	9.3	
at Georgia	11/14/2025		13:29	3-4	.750	2-3	.667	0-0	.000	0	2	2	1.8	3	2	3	0	1	8	9.0	
Ga. Southern	11/18/2025		29:51	3-9	.333	1-5	.200	3-5	.600	1	2	3	2.0	1	3	2	0	0	10	9.2	
West Ga.	11/23/2025		16:60	0-5	.000	0-2	.000	1-2	.500	0	2	2	2.0	0	0	1	0	0	1	7.8	
vs DePaul	11/28/2025		26:13	4-11	.364	0-2	.000	5-8	.625	1	2	3	2.1	1	0	1	0	2	13	8.6	
vs Drake	11/29/2025	*	34:04	6-12	.500	2-5	.400	1-2	.500	3	4	7	2.8	2	1	0	0	0	15	9.4	
Mississippi St.	12/03/2025	*	26:24	3-13	.231	0-5	.000	6-6	1.000	0	1	1	2.6	1	2	0	0	0	12	9.7	
Monmouth	12/06/2025	*	23:45	0-9	.000	0-0	.000	0-0	.000	2	4	6	2.9	0	1	2	0	0	0	8.7	
Marist	12/16/2025	*	27:14	4-4	1.000	1-1	1.000	4-5	.800	0	2	2	2.8	1	0	1	0	1	13	9.1	
Lafayette	12/20/2025	*	30:03	4-8	.500	1-1	1.000	11-12	.917	1	4	5	3.0	2	3	1	0	0	20	10.0	
Florida A&M	12/28/2025	*	29:40	3-4	.750	1-1	1.000	5-6	.833	0	2	2	2.9	2	1	4	1	1	12	10.2	
at Duke	12/31/2025	*	23:46	1-4	.250	1-2	.500	6-6	1.000	0	2	2	2.9	4	4	2	1	1	9	10.1	
Boston College	01/03/2026	*	27:44	2-8	.250	0-3	.000	4-4	1.000	2	3	5	3.0	1	0	4	0	0	8	9.9	
Syracuse	01/06/2026	*	22:55	2-7	.286	1-5	.200	4-4	1.000	0	3	3	3.0	4	0	1	1	0	9	9.9	
at Miami (FL)	01/10/2026	*	22:48	0-6	.000	0-2	.000	3-4	.750	1	2	3	3.0	2	1	2	1	0	3	9.5	
Pittsburgh	01/14/2026	*	15:15	1-2	.500	0-1	.000	0-0	.000	0	3	3	3.0	0	2	3	0	0	2	9.1	
at NC State	01/17/2026	*	33:18	5-11	.455	2-4	.500	4-4	1.000	3	4	7	3.2	1	0	5	0	1	16	9.4	
Clemson	01/24/2026	*	20:22	0-7	.000	0-1	.000	4-6	.667	1	2	3	3.2	0	1	0	0	0	4	9.2	
North Carolina	01/31/2026	*	24:14	2-6	.333	0-0	.000	0-0	.000	1	2	3	3.2	2	2	2	0	0	4	8.9	
Totals			14	506:02	51-150	.340	15-51	.294	70-86	.814	16	51	67	3.2	31	24	39	5	10	187	8.9

Player Averages

Games Played	Minutes/game	Points/game	FG Pct	3FG Pct	FT Pct	Rebounds/game	Assists/game	Turnovers/game	Assist/Turnover ratio	Steals/game	Blocks/game
21	24.1	8.9	34.0	29.4	81.4	3.2	1.1	1.9	0.6	0.5	0.2

CAREER STATISTICS

FLEMING, Akai

				Field Goals		3-Point		F-Throws		Rebounds				Scoring						
SEASON	TEAM	GP-GS	MIN/AVG	FG-FGA	FG%	3FG-3FGA	3FG%	FT-FTA	FT%	OFF	DEF	TOT	AVG	PF-FO	A	TO	BLK	STL	PTS	AVG
2025-26	GaTech	21-14	506/24.1	51-150	.340	15-51	.294	70-86	.814	16	51	67	3.2	31-0	24	39	5	10	187	8.9
TOTAL		21-14	506/24.1	51-150	.340	15-51	.294	70-86	.814	16	51	67	3.2	31-0	24	39	5	10	187	8.9

BIO UPDATES



#1 LAMAR WASHINGTON

Guard • 6-4 • 200 • Senior • Portland, Ore. • Pacific

THE WASHINGTON FILE

- Major: History, Technology & Society
- Left-handed shooter who is a proven scorer and distributor
- Played two seasons at Texas Tech before transferring to Pacific for the 2024-25 season
- Majored in Media X at Pacific
- WCC All-Conference second team honoree; WCC Player of the Week after a career-high 40-point performance
- Played football (linebacker) up to his junior year of high school and was coached by Houston Lillard

CAREER & SEASON HIGHS

Points

Season: 23 vs. Monmouth (12/6/25)

Career: 40 at Washington State (1/9/25)*

Field Goals

Season: 7, 2x, last at NCSU (1/17/26)

Career: 16 at Washington State (1/9/25)*

Field Goals Attempted

Season: 15 at Georgia (11/14/25)

Career: 22 at Washington State (1/9/25)*

3- Point Field Goals

Season: 3 vs. Lafayette (12/20/25)

Career: 4 at Washington State (1/9/25)*

3- Point Field Goals Attempted

Season: 4, 3x, last at Duke (12/31/25)

Career: 8 vs Pepperdine (1/4/25)*

Free Throws

Season: 10 at Miami (1/10/26)

Career: 12 vs Nicholls (12/7/22)**

Free Throws Attempted

Season: 10 at Miami (1/10/26)

Career: 17 vs Nicholls (12/7/22)**

Rebounds

Season: 12 vs. Boston College (1/3/25)

Career: 12 vs. Boston College (1/3/25)

Assists

Season: 12 at Miami (1/10/26)

Career: 15 vs Jessup (11/4/24)*

Steals

Season: 3, 4x, last vs. Clemson (1/24/26)

Career: 5, 2x, last vs San Diego (3/6/25)*

Blocks

Season: 2, 2x, last vs. Clemson (1/24/26)

Career: 2, 4x, last vs. Clemson (1/24/26)

Turnovers

Season: 6 vs. Pittsburgh (1/14/26)

Career: 9 at Pepperdine (1/25/25)*

Minutes

Season: 38:10 at Miami (1/10/26)

Career: 45:00 at Portland (1/16/25)*

*at Pacific; **at Texas Tech

Miscellaneous

	Career	25-26
Double-Doubles:	7	4
Double Figure Points:	38	13
Double Figure Rebounds:	2	1
Led Team In Points/Rebs:	-	3/1
20+ Points:	6	3

2025-26 GAME-BY-GAME STATISTICS

#1 WASHINGTON, Lamar

				Total		3-Pointers		Free throws		Rebounds										
Opponent	Date	GS	MIN	FG-FGA	PCT	3FG-3FGA	PCT	FT-FTA	PCT	OFF	DEF	TOT	AVG	PF	A	TO	BLK	STL	PTS	AVG
Southeastern La.	11/10/2025		27:41	4-9	.444	2-3	.667	3-4	.750	0	6	6	6.0	2	3	3	0	0	13	13.0
at Georgia	11/14/2025		29:55	6-15	.400	1-4	.250	3-5	.600	3	2	5	5.5	4	5	2	0	2	16	14.1
Ga. Southern	11/18/2025		24:50	0-4	.000	0-2	.000	1-2	.500	0	6	6	5.7	4	1	4	0	2	1	10.0
West Ga.	11/23/2025		23:23	3-5	.600	0-1	.000	2-2	1.000	0	4	4	5.3	2	7	1	0	1	8	9.5
vs DePaul	11/28/2025		25:46	0-6	.000	0-3	.000	0-0	.000	0	0	0	4.2	3	7	3	0	2	0	7.6
vs Drake	11/29/2025		24:50	3-9	.333	1-4	.250	4-6	.667	2	1	3	4.0	3	6	1	0	1	11	8.2
Mississippi St.	12/03/2025		27:07	3-6	.500	0-0	.000	1-2	.500	0	3	3	3.9	3	5	2	0	0	7	8.0
Monmouth	12/06/2025	*	34:27	7-9	.778	1-2	.500	8-9	.889	0	8	8	4.4	3	6	2	0	0	23	9.9
Marist	12/16/2025	*	34:29	4-12	.333	1-1	1.000	2-2	1.000	1	5	6	4.6	2	10	4	0	2	11	10.0
Lafayette	12/20/2025	*	36:45	6-10	.600	3-3	1.000	5-5	1.000	2	3	5	4.6	0	10	1	1	3	20	11.0
Florida A&M	12/28/2025	*	30:14	5-8	.625	0-1	.000	0-0	.000	0	7	7	4.8	2	8	5	0	2	10	10.9
at Duke	12/31/2025	*	30:20	2-8	.250	1-4	.250	5-7	.714	0	2	2	4.6	3	6	5	1	2	10	10.8
Boston College	01/03/2026	*	36:37	5-10	.500	2-3	.667	5-6	.833	1	11	12	5.2	2	5	2	2	1	17	11.3
Syracuse	01/06/2026	*	33:44	3-14	.214	0-3	.000	3-4	.750	2	5	7	5.3	4	7	0	1	3	9	11.1
at Miami (FL)	01/10/2026	*	38:10	5-10	.500	1-2	.500	10-10	1.000	0	6	6	5.3	3	12	4	0	3	21	11.8
Pittsburgh	01/14/2026	*	27:11	2-7	.286	1-3	.333	0-0	.000	0	2	2	5.1	1	3	6	0	1	5	11.4
at NC State	01/17/2026	*	33:00	7-12	.583	1-3	.333	3-9	.333	0	5	5	5.1	3	3	4	0	2	18	11.8
Clemson	01/24/2026	*	33:31	3-10	.300	0-2	.000	4-5	.800	2	4	6	5.2	0	5	5	2	3	10	11.7
at Virginia Tech	01/27/2026	*	30:24	4-9	.444	0-2	.000	4-4	1.000	0	5	5	5.2	4	5	2	1	0	12	11.7
North Carolina	01/31/2026	*	25:17	2-11	.182	0-0	.000	2-2	1.000	1	6	7	5.3	0	3	2	0	1	6	11.4
Totals		13	607:41	74-184	.402	15-46	.326	65-84	.774	14	91	105	5.3	48	117	58	8	31	228	11.4

Player Averages

Games Played	Minutes/ game	Points/ game	FG Pct	3FG Pct	FT Pct	Rebounds/ game	Assists/ game	Turnovers/ game	Assist/Turnover ratio	Steals/ game	Blocks/ game
20	30.4	11.4	40.2	32.6	77.4	5.3	5.9	2.9	2.0	1.6	0.4

CAREER STATISTICS

WASHINGTON, Lamar

				Field Goals		3-Point		F-Throws		Rebounds				Scoring						
SEASON	TEAM	GP-GS	MIN/AVG	FG-FGA	FG%	3FG-3FGA	3FG%	FT-FTA	FT%	OFF	DEF	TOT	AVG	PF-FO	A	TO	BLK	STL	PTS	AVG
2022-23	TTU	32-3	491/15.4	34-80	.425	7-30	.233	33-45	.733	7	49	56	1.8	47-0	57	45	6	29	108	3.4
2023-24	TTU	30-0	267/8.9	21-55	.382	4-17	.235	17-25	.680	14	32	46	1.5	35-0	23	18	1	9	63	2.1
2024-25	PAC	33-33	1132/34.3	159-397	.401	37-125	.296	89-106	.840	33	136	169	5.1	75-1	191	129	5	55	444	13.5
2025-26	GaTech	20-13	608/30.4	74-184	.402	15-46	.326	65-84	.774	14	91	105	5.3	48-0	117	58	8	31	228	11.4
TOTAL FOR GaTech		20-13	608/30.4	74-184	.402	15-46	.326	65-84	.774	14	91	105	5.3	48-0	117	58	8	31	228	11.4
TOTAL		115-49	2498/21.7	288-716	.402	63-218	.289	204-260	.785	68	308	376	3.3	205-1	388	250	20	124	843	7.3

BIO UPDATES



#2 ERIC CHATFIELD JR.

Guard • 5-11 • 160 • Freshman • Atlanta, Ga. • Pace Academy

THE CHATFIELD FILE

- Major: Business Administration
- Has excellent quickness and speed, ballhandling skills
- Father, Eric, Sr., was an All-American player at Angelina Junior College before starring at New Mexico
- Mother, Rene, played at Georgia State and was a member of the Panthers' first NCAA Tournament team in 2001
- Attended Pace Academy - helping team to Georgia 4A state playoffs as a senior in 2025; Pace went 101-22 in his four years
- Attended NBPA Top 100 camp in Orlando with teammates Akai Fleming and Dyllan Thompson

CAREER & SEASON HIGHS

Points

Season:5 vs. Drake (11/29/25)

Career:5 vs. Drake (11/29/25)

Field Goals

Season:2 vs. Drake (11/29/25)

Career:2 vs. Drake (11/29/25)

Field Goals Attempted

Season:4, 2x, last vs. MSU (12/3/25)

Career:4, 2x, last vs. MSU (12/3/25)

3- Point Field Goals

Season:1, 3x, last vs. FAMU (12/28/25)

Career:1, 3x, last vs. FAMU (12/28/25)

3- Point Field Goals Attempted

Season:3 vs. UMES (11/3/25)

Career:3 vs. UMES (11/3/25)

Free Throws

Season:N/A

Career:N/A

Free Throws Attempted

Season:N/A

Career:N/A

Rebounds

Season:2, 2x, last vs. MSU (12/3/25)

Career:2, 2x, last vs. MSU (12/3/25)

Assists

Season:3, 2x, last vs. MSU (12/3/25)

Career:3, 2x, last vs. MSU (12/3/25)

Steals

Season:2 vs. Drake (11/29/25)

Career:2 vs. Drake (11/29/25)

Blocks

Season:N/A

Career:N/A

Turnovers

Season:2 vs. Bryant (11/7/25)

Career:2 vs. Bryant (11/7/25)

Minutes

Season:23:26 vs. Drake (11/29/25)

Career:23:26 vs. Drake (11/29/25)

Miscellaneous

	Career	25-26
Double-Doubles:	-	-
Double Figure Points:	-	-
Double Figure Rebounds:	-	-
Led Team In Points/Rebs:	-	-
20+ Points:	-	-

2025-26 GAME-BY-GAME STATISTICS

#2 CHATFIELD JR, Eric

Opponent	Date	GS	MIN	Total		3-Pointers		Free throws		Rebounds				PF	A	TO	BLK	STL	PTS	AVG
				FG-FGA	PCT	3FG-3FGA	PCT	FT-FTA	PCT	OFF	DEF	TOT	AVG							
UMES	11/03/2025		11:43	1-3	.333	1-3	.333	0-0	.000	0	0	0	0.0	3	1	0	0	1	3	3.0
Bryant	11/07/2025		11:46	1-2	.500	0-1	.000	0-0	.000	0	1	1	0.5	3	1	2	0	1	2	2.5
Southeastern La.	11/10/2025		16:23	1-4	.250	0-2	.000	0-0	.000	0	1	1	0.7	0	1	1	0	0	2	2.3
West Ga.	11/23/2025		03:27	0-1	.000	0-1	.000	0-0	.000	0	0	0	0.5	0	0	1	0	0	0	1.8
vs DePaul	11/28/2025		04:27	0-2	.000	0-2	.000	0-0	.000	0	0	0	0.4	0	0	0	0	0	0	1.4
vs Drake	11/29/2025		23:26	2-3	.667	1-2	.500	0-0	.000	0	2	2	0.7	1	3	1	0	2	5	2.0
Mississippi St.	12/03/2025		18:23	0-4	.000	0-1	.000	0-0	.000	1	1	2	0.9	4	3	0	0	1	0	1.7
Monmouth	12/06/2025		07:59	0-1	.000	0-1	.000	0-0	.000	0	0	0	0.8	0	1	0	0	0	0	1.5
Marist	12/16/2025		04:02	0-0	.000	0-0	.000	0-0	.000	0	0	0	0.7	0	0	0	0	0	0	1.3
Florida A&M	12/28/2025		08:21	1-1	1.000	1-1	1.000	0-0	.000	0	0	0	0.6	1	1	0	0	0	3	1.5
Totals		0	109:57	6-21	.286	3-14	.214	0-0	.000	1	5	6	0.6	12	11	5	0	5	15	1.5

Player Averages

Games Played	Minutes/ game	Points/ game	FG Pct	3FG Pct	FT Pct	Rebounds/ game	Assists/ game	Turnovers/ game	Assist/Turnover ratio	Steals/ game	Blocks/ game
10	11.0	1.5	28.6	21.4	0.0	0.6	1.1	0.5	2.2	0.5	0.0

CAREER STATISTICS

CHATFIELD JR, Eric

				Field Goals		3-Point		F-Throws		Rebounds				Scoring						
SEASON	TEAM	GP-GS	MIN/AVG	FG-FGA	FG%	3FG-3FGA	3FG%	FT-FTA	FT%	OFF	DEF	TOT	AVG	PF-FO	A	TO	BLK	STL	PTS	AVG
2025-26	GaTech	10-0	110/11.0	6-21	.286	3-14	.214	0-0	.000	1	5	6	0.6	12-0	11	5	0	5	15	1.5
TOTAL		10-0	110/11.0	6-21	.286	3-14	.214	0-0	.000	1	5	6	0.6	12-0	11	5	0	5	15	1.5

BIO UPDATES



#3 JAEDEN MUSTAF

Guard • 6-6 • 210 • Sophomore • Bowie, Md. • Overtime Elite (Atlanta)

THE MUSTAF FILE

- Major: Business Administration
- Father, Jerrod Mustaf, played at Maryland in the late 1980s and was selected 17th overall in the 1990 NBA Draft by New York Knicks
- Is the second youngest of eight children - three sisters all played basketball in college
- Attended Overtime Elite his senior season after spending his junior year at Carmel Christian School (Matthews, N.C.) and DeMatha Catholic High School (Hyattsville, Md.)

CAREER & SEASON HIGHS

Points

Season: 16 at Virginia Tech (1/27/26)

Career: 18 vs. Central Arkansas (11/30/24)

Field Goals

Season: 6, 2x, last at Virginia Tech (1/27/26)

Career: 7 vs. UMBC (12/18/24)

Field Goals Attempted

Season: 15 at Virginia Tech (1/27/26)

Career: 15 at Virginia Tech (1/27/26)

3- Point Field Goals

Season: 2 vs. Clemson (1/24/26)

Career: 2 vs. Clemson (1/24/26)

3- Point Field Goals Attempted

Season: 4, 2x, last at Virginia Tech (1/27/26)

Career: 4, 3x, last at Virginia Tech (1/27/26)

Free Throws

Season: 6 vs. Georgia Southern (11/18/25)

Career: 7 vs. Central Arkansas (11/30/24)

Free Throws Attempted

Season: 8, 2x, last vs. Syracuse (1/6/26)

Career: 8, 4x, last vs. Syracuse (1/6/26)

Rebounds

Season: 11 at Virginia Tech (1/27/26)

Career: 11 at Virginia Tech (1/27/26)

Assists

Season: 6 at Georgia (11/14/25)

Career: 6 vs. Alabama A&M (12/28/24)

Steals

Season: 2, 2x, last vs. Ga. Southern (11/18/25)

Career: 5 vs. Alabama A&M (12/28/24)

Blocks

Season: 1, 4x, last at NCSU (1/17/26)

Career: 1, 5x, last at NCSU (1/17/26)

Turnovers

Season: 4, 2x, last at Virginia Tech (1/27/26)

Career: 4, 3x, last at Virginia Tech (1/27/26)

Minutes

Season: 38:26 at NCSU (1/17/26)

Career: 38:26 at NCSU (1/17/26)

Miscellaneous

	Career	25-26
Double-Doubles:	2	2
Double Figure Points:	14	5
Double Figure Rebounds:	2	2
Led Team In Points/Rebs:	1/3	1/3
20+ Points:	-	-

2025-26 GAME-BY-GAME STATISTICS

#3 MUSTAF, Jaeden

Opponent	Date	GS	MIN	Total		3-Pointers		Free throws		Rebounds				PF		A		TO		BLK		STL		PTS		AVG
				FG-FGA	PCT	3FG-3FGA	PCT	FT-FTA	PCT	OFF	DEF	TOT	AVG													
UMES	11/03/2025	*	34:01	3-7	.429	1-1	1.000	2-5	.400	2	3	5	5.0	1	1	1	0	1	9	9.0						
Bryant	11/07/2025	*	15:46	1-4	.250	0-0	.000	0-0	.000	1	4	5	5.0	1	5	1	0	2	2	5.5						
Southeastern La.	11/10/2025	*	24:24	2-4	.500	1-2	.500	2-4	.500	1	2	3	4.3	1	1	4	0	1	7	6.0						
at Georgia	11/14/2025	*	30:45	6-12	.500	0-1	.000	3-4	.750	3	2	5	4.5	4	6	3	1	0	15	8.3						
Ga. Southern	11/18/2025	*	30:29	1-8	.125	0-4	.000	6-8	.750	0	3	3	4.2	2	4	3	0	2	8	8.2						
West Ga.	11/23/2025	*	22:08	3-5	.600	0-0	.000	0-0	.000	0	5	5	4.3	3	5	3	1	0	6	7.8						
vs DePaul	11/28/2025	*	27:26	4-10	.400	1-2	.500	0-0	.000	0	2	2	4.0	4	2	0	0	0	9	8.0						
vs Drake	11/29/2025	*	26:38	2-7	.286	1-2	.500	0-0	.000	0	1	1	3.6	4	4	1	0	1	5	7.6						
Mississippi St.	12/03/2025	*	17:36	2-9	.222	0-3	.000	1-2	.500	3	0	3	3.6	2	1	0	0	0	5	7.3						
Monmouth	12/06/2025	*	24:16	2-4	.500	1-1	1.000	4-4	1.000	2	1	3	3.5	2	2	1	0	1	9	7.5						
Florida A&M	12/28/2025	*	21:06	2-4	.500	0-0	.000	5-6	.833	2	4	6	3.7	4	4	2	0	0	9	7.6						
at Duke	12/31/2025	*	27:50	5-7	.714	1-1	1.000	0-0	.000	0	7	7	4.0	3	2	1	0	0	11	7.9						
Boston College	01/03/2026	*	27:58	2-3	.667	0-0	.000	5-7	.714	0	5	5	4.1	4	1	1	0	1	9	8.0						
Syracuse	01/06/2026	*	25:57	2-6	.333	1-1	1.000	5-8	.625	2	2	4	4.1	3	1	1	1	1	10	8.1						
at Miami (FL)	01/10/2026	*	15:58	1-3	.333	1-1	1.000	3-4	.750	2	1	3	4.0	1	1	2	0	0	6	8.0						
Pittsburgh	01/14/2026	*	22:49	3-6	.500	0-1	.000	0-0	.000	0	2	2	3.9	2	3	0	0	0	6	7.9						
at NC State	01/17/2026	*	38:26	5-9	.556	1-2	.500	0-5	.000	2	8	10	4.2	3	2	3	1	1	11	8.1						
Clemson	01/24/2026	*	19:55	3-7	.429	2-3	.667	0-0	.000	0	1	1	4.1	3	0	1	0	0	8	8.1						
at Virginia Tech	01/27/2026	*	35:23	6-15	.400	0-4	.000	4-6	.667	4	7	11	4.4	5	2	4	0	0	16	8.5						
North Carolina	01/31/2026	*	27:53	2-6	.333	0-0	.000	2-3	.667	0	5	5	4.5	2	1	2	0	0	6	8.4						
Totals			14	516:43	57-136	.419	11-29	.379	42-66	.636	24	65	89	4.5	54	48	34	4	11	167	8.4					

Player Averages

Games Played	Minutes/game	Points/game	FG Pct	3FG Pct	FT Pct	Rebounds/game	Assists/game	Turnovers/game	Assist/Turnover ratio	Steals/game	Blocks/game
20	25.8	8.4	41.9	37.9	63.6	4.5	2.4	1.7	1.4	0.6	0.2

CAREER STATISTICS

MUSTAF, Jaeden

				Field Goals		3-Point		F-Throws		Rebounds								Scoring		
SEASON	TEAM	GP-GS	MIN/AVG	FG-FGA	FG%	3FG-3FGA	3FG%	FT-FTA	FT%	OFF	DEF	TOT	AVG	PF-FO	A	TO	BLK	STL	PTS	AVG
2024-25	GaTech	26-10	634/24.4	72-183	.393	11-32	.344	60-84	.714	21	60	81	3.1	62-2	41	35	3	23	215	8.3
2025-26	GaTech	20-14	517/25.8	57-136	.419	11-29	.379	42-66	.636	24	65	89	4.5	54-1	48	34	4	11	167	8.4
TOTAL		46-24	1151/25.0	129-319	.404	22-61	.361	102-150	.680	45	125	170	3.7	116-3	89	69	7	34	382	8.3

BIO UPDATES



#5 PEYTON MARSHALL

Center • 7-0 • 300 • Sophomore • Atlanta, Ga. • Missouri

THE MARSHALL FILE

- Major: Literature, Media & Communication
- Grew up in Atlanta after moving to the city at eight years old
- Played AAU with teammate Akai Fleming since around seven years old
- Played for Overtime Elite his senior year in 2023-24 after helping Kell High School to its first state championship in 2023
- Transferred to Georgia Tech from Missouri where he played his freshman season, taking the floor in 22 games

CAREER & SEASON HIGHS

Points

Season: 10 vs. Lafayette (12/20/25)

Career: 10 vs. Lafayette (12/20/25)

Field Goals

Season: 4 vs. Lafayette (12/20/25)

Career: 4 vs. Lafayette (12/20/25)

Field Goals Attempted

Season: 4, 4x, last vs. Pittsburgh (1/14/26)

Career: 4, 5x, last vs. Pittsburgh (1/14/26)

3-Point Field Goals

Season: 0

Career: 0

3-Point Field Goals Attempted

Season: 1, 2x, last at Virginia Tech (1/27/26)

Career: 1, 2x, last at Virginia Tech (1/27/26)

Free Throws

Season: 5 vs. UMES (11/3/25)

Career: 5 vs. UMES (11/3/25)

Free Throws Attempted

Season: ... 6, 2x, last vs. West Georgia (11/23/25)

Career: ... 6, 3x, last vs. West Georgia (11/23/25)

Rebounds

Season: 8, 2x, last vs. DePaul (11/28/25)

Career: 8, 2x, last vs. DePaul (11/28/25)

Assists

Season: 3, 2x, last vs. Bryant (11/7/25)

Career: 3, 2x, last vs. Bryant (11/7/25)

Steals

Season: 2 at Duke (12/31/25)

Career: 3 vs Mississippi Valley (11/14/24)*

Blocks

Season: 3 at Virginia Tech (1/27/26)

Career: 3 at Virginia Tech (1/27/26)

Turnovers

Season: 3, 4x, last vs. Syracuse (1/6/26)

Career: 3, 4x, last vs. Syracuse (1/6/26)

Minutes

Season: 25:41 vs. UMES (11/3/25)

Career: 25:41 vs. UMES (11/3/25)

*at Missouri

Miscellaneous

Double-Doubles:	Career	25-26
Double Figure Points:	1	1
Double Figure Rebounds:	-	-
Led Team In Points/Rebs:	0/1	0/1
20+ Points:	-	-

2025-26 GAME-BY-GAME STATISTICS

#5 MARSHALL, Peyton

Opponent	Date	GS	MIN	Total		3-Pointers		Free throws		Rebounds				PF	A	TO	BLK	STL	PTS	AVG
				FG-FGA	PCT	3FG-3FGA	PCT	FT-FTA	PCT	OFF	DEF	TOT	AVG							
UMES	11/03/2025		25:41	2-4	.500	0-0	.000	5-6	.833	3	5	8	8.0	5	3	2	2	0	9	9.0
Bryant	11/07/2025		17:29	1-1	1.000	0-0	.000	0-1	.000	0	4	4	6.0	3	3	1	0	0	2	5.5
at Georgia	11/14/2025		15:41	0-3	.000	0-0	.000	2-2	1.000	1	4	5	5.7	2	1	1	2	1	2	4.3
Ga. Southern	11/18/2025		11:05	2-2	1.000	0-0	.000	0-0	.000	0	4	4	5.3	1	0	3	1	0	4	4.3
West Ga.	11/23/2025		09:46	2-3	.667	0-0	.000	3-6	.500	0	2	2	4.6	2	1	3	1	0	7	4.8
vs DePaul	11/28/2025		17:09	3-4	.750	0-0	.000	2-2	1.000	2	6	8	5.2	3	1	2	1	0	8	5.3
vs Drake	11/29/2025		05:38	2-2	1.000	0-0	.000	1-1	1.000	0	2	2	4.7	0	0	0	1	0	5	5.3
Mississippi St.	12/03/2025		10:03	0-2	.000	0-1	.000	0-2	.000	0	4	4	4.6	0	0	0	1	0	0	4.6
Monmouth	12/06/2025		03:34	0-1	.000	0-0	.000	0-0	.000	0	0	0	4.1	0	0	1	0	0	0	4.1
Marist	12/16/2025		04:29	1-2	.500	0-0	.000	0-2	.000	0	0	0	3.7	2	0	2	0	0	2	3.9
Lafayette	12/20/2025		15:47	4-4	1.000	0-0	.000	2-2	1.000	1	3	4	3.7	2	2	1	2	0	10	4.5
at Duke	12/31/2025		18:34	1-2	.500	0-0	.000	0-0	.000	0	4	4	3.8	2	2	2	0	2	2	4.3
Boston College	01/03/2026	*	05:05	0-2	.000	0-0	.000	0-0	.000	0	2	2	3.6	1	0	3	0	0	0	3.9
Syracuse	01/06/2026	*	07:17	2-2	1.000	0-0	.000	0-0	.000	0	2	2	3.5	4	0	3	0	0	4	3.9
at Miami (FL)	01/10/2026		04:58	0-0	.000	0-0	.000	2-2	1.000	0	1	1	3.3	0	0	2	0	0	2	3.8
Pittsburgh	01/14/2026		05:28	1-4	.250	0-0	.000	0-0	.000	2	0	2	3.3	0	0	1	1	0	2	3.7
at Virginia Tech	01/27/2026		09:58	0-1	.000	0-1	.000	0-3	.000	1	0	1	3.1	1	2	1	3	0	0	3.5
Totals		2	187:41	21-39	.538	0-2	.000	17-29	.586	10	43	53	3.1	28	15	28	15	3	59	3.5

Player Averages

Games Played	Minutes/game	Points/game	FG Pct	3FG Pct	FT Pct	Rebounds/game	Assists/game	Turnovers/game	Assist/Turnover ratio	Steals/game	Blocks/game
17	11.0	3.5	53.8	0.0	58.6	3.1	0.9	1.6	0.5	0.2	0.9

CAREER STATISTICS

MARSHALL, Peyton

SEASON	TEAM	GP-GS	MIN/AVG	Field Goals		3-Point		F-Throws		Rebounds				Scoring						
				FG-FGA	FG%	3FG-3FGA	3FG%	FT-FTA	FT%	OFF	DEF	TOT	AVG	PF-FO	A	TO	BLK	STL	PTS	AVG
2024-25	MO	22-0	97/4.4	9-18	.500	0-0	.000	5-19	.263	8	17	25	1.1	19-0	3	12	6	6	23	1.0
2025-26	GaTech	17-2	188/11.0	21-39	.538	0-2	.000	17-29	.586	10	43	53	3.1	28-1	15	28	15	3	59	3.5
TOTAL FOR GaTech		17-2	188/11.0	21-39	.538	0-2	.000	17-29	.586	10	43	53	3.1	28-1	15	28	15	3	59	3.5
TOTAL		39-2	285/7.3	30-57	.526	0-2	.000	22-48	.458	18	60	78	2.0	47-1	18	40	21	9	82	2.1

BIO UPDATES



#6 MOUHAMED SYLLA

Center • 6-10 • 240 • Freshman • Louga, Senegal • Belle Vista Prep (Phoenix)

THE SYLLA FILE

- Major: Business Administration
- Ranked No. 18 in the 2025 class by 247Sports, and the No. 2 center
- 2025 McDonald's All-American nominee
- Started playing basketball around 14-15 years old after playing soccer since he was 6-7 years old
- Attended NBA Academy in both Senegal and Mexico before finishing at Belle Vista Prep in Arizona
- Speaks three languages - Wolof, English, French

CAREER & SEASON HIGHS

Points

Season: 16 vs. SLU (11/10/25)

Career: 16 vs. SLU (11/10/25)

Field Goals

Season: 8 vs. SLU (11/10/25)

Career: 8 vs. SLU (11/10/25)

Field Goals Attempted

Season: 12 vs. SLU (11/10/25)

Career: 12 vs. SLU (11/10/25)

3- Point Field Goals

Season: 1 vs. Georgia Southern (11/18/25)

Career: 1 vs. Georgia Southern (11/18/25)

3- Point Field Goals Attempted

Season: 1, 4x, last vs. MSU (12/3/25)

Career: 1, 4x, last vs. MSU (12/3/25)

Free Throws

Season: 3, 4x, last vs. FAMU (12/28/25)

Career: 3, 4x, last vs. FAMU (12/28/25)

Free Throws Attempted

Season: 7 at Georgia (11/14/25)

Career: 7 at Georgia (11/14/25)

Rebounds

Season: 15 vs. UMES (11/3/25)

Career: 15 vs. UMES (11/3/25)

Assists

Season: 3 vs. Bryant (11/7/25)

Career: 3 vs. Bryant (11/7/25)

Steals

Season: 3 vs. UMES (11/3/25)

Career: 3 vs. UMES (11/3/25)

Blocks

Season: 4 vs. Bryant (11/7/25)

Career: 4 vs. Bryant (11/7/25)

Turnovers

Season: 6 vs. UMES (11/3/25)

Career: 6 vs. UMES (11/3/25)

Minutes

Season: 37:28 vs. SLU (11/10/25)

Career: 37:28 vs. SLU (11/10/25)

Miscellaneous

	Career	25-26
Double-Doubles:	5	5
Double Figure Points:	10	10
Double Figure Rebounds:	5	5
Led Team In Points/Rebs:	2/6	2/6
20+ Points:	-	-

2025-26 GAME-BY-GAME STATISTICS

#6 SYLLA, Mouhamed

2025-2026 Season																					
Opponent	Date	GS	MIN	Total		3-Pointers		Free throws		Rebounds				PF	A	TO	BLK	STL	PTS	AVG	
				FG-FGA	PCT	3FG-3FGA	PCT	FT-FTA	PCT	OFF	DEF	TOT	AVG								
UMES	11/03/2025	*	33:45	6-11	.545	0-1	.000	2-6	.333	3	12	15	15.0	3	0	6	2	3	14	14.0	
Bryant	11/07/2025	*	30:33	5-9	.556	0-0	.000	0-0	.000	3	8	11	13.0	1	3	3	4	1	10	12.0	
Southeastern La. at Georgia	11/10/2025	*	37:28	8-12	.667	0-0	.000	0-2	.000	1	9	10	12.0	3	0	0	2	0	16	13.3	
	11/14/2025	*	24:06	2-9	.222	0-1	.000	3-7	.429	3	5	8	11.0	5	0	2	1	0	7	11.8	
Ga. Southern	11/18/2025	*	26:18	4-4	1.000	1-1	1.000	3-6	.500	4	7	11	11.0	2	0	3	1	1	12	11.8	
West Ga.	11/23/2025	*	29:18	5-8	.625	0-0	.000	3-5	.600	2	9	11	11.0	4	0	1	1	2	13	12.0	
vs DePaul	11/28/2025	*	24:03	5-7	.714	0-0	.000	0-0	.000	2	5	7	10.4	0	0	1	1	2	10	11.7	
vs Drake	11/29/2025	*	13:51	2-2	1.000	0-0	.000	1-5	.200	0	1	1	9.3	4	1	0	1	0	5	10.9	
Mississippi St.	12/03/2025	*	25:41	5-7	.714	0-1	.000	2-5	.400	3	2	5	8.8	2	1	0	1	0	12	11.0	
Monmouth	12/06/2025	*	22:05	6-10	.600	0-0	.000	1-4	.250	2	7	9	8.8	4	0	2	1	1	13	11.2	
Marist	12/16/2025	*	24:51	7-10	.700	0-0	.000	0-0	.000	2	6	8	8.7	2	1	1	0	1	14	11.5	
Lafayette	12/20/2025	*	13:50	3-8	.375	0-0	.000	2-3	.667	3	2	5	8.4	1	1	2	0	1	8	11.2	
Florida A&M	12/28/2025	*	13:34	4-8	.500	0-0	.000	3-4	.750	1	7	8	8.4	0	0	1	2	0	11	11.2	
at Duke	12/31/2025	*	13:22	4-6	.667	0-0	.000	0-0	.000	2	1	3	8.0	2	2	1	2	0	8	10.9	
at Miami (FL)	01/10/2026	*	02:29	0-1	.000	0-0	.000	0-0	.000	0	0	0	7.5	0	0	0	0	0	0	10.2	
Clemson	01/24/2026		08:22	0-2	.000	0-0	.000	1-2	.500	1	2	3	7.2	2	1	0	0	0	1	9.6	
Totals			15	343:38	66-114	.579	1-4	.250	21-49	.429	32	83	115	7.2	35	10	23	19	12	154	9.6

Player Averages

Games Played	Minutes/game	Points/game	FG Pct	3FG Pct	FT Pct	Rebounds/game	Assists/game	Turnovers/game	Assist/Turnover ratio	Steals/game	Blocks/game
16	21.5	9.6	57.9	25.0	42.9	7.2	0.6	1.4	0.4	0.8	1.2

CAREER STATISTICS

SYLLA, Mouhamed

				Field Goals		3-Point		F-Throws		Rebounds										Scoring	
SEASON	TEAM	GP-GS	MIN/AVG	FG-FGA	FG%	3FG-3FGA	3FG%	FT-FTA	FT%	OFF	DEF	TOT	AVG	PF-FO	A	TO	BLK	STL	PTS	AVG	
2025-26	GaTech	16-15	344/21.5	66-114	.579	1-4	.250	21-49	.429	32	83	115	7.2	35-1	10	23	19	12	154	9.6	
TOTAL		16-15	344/21.5	66-114	.579	1-4	.250	21-49	.429	32	83	115	7.2	35-1	10	23	19	12	154	9.6	

BIO UPDATES



#7 CHAS KELLEY III

Guard • 6-3 • 185 • Senior • Houston, Texas • Boston College

THE KELLEY FILE

- Major: History, Technology & Society. Graduated from Boston College with a degree in finance
- Played first three years of high school in Houston before finishing at the Phelps School (Pa.) his junior and senior years
- In spring 2025, he joined the Alpha Phi Alpha Fraternity, of which his father was a member
- Started playing basketball in kindergarten and competitively since second grade. Also played football, baseball and soccer

CAREER & SEASON HIGHS

Points

Season:14 vs. FAMU (12/28/25)

Career:17 at Virginia Tech (2/8/23)*

Field Goals

Season:5 vs. FAMU (12/28/25)

Career:5, 3x, last vs. FAMU (12/28/25)

Field Goals Attempted

Season:7, 2x, last vs. Clemson (1/24/26)

Career:9, 2x, last at California (3/1/25)*

3- Point Field Goals

Season:3 vs. Pittsburgh (1/14/26)

Career:4 at Virginia Tech (2/8/23)*

3- Point Field Goals Attempted

Season:6 vs. Pittsburgh (1/14/26)

Career:7, 2x, last vs Holy Cross (12/8/23)*

Free Throws

Season:2, 2x, last vs. Clemson (1/24/26)

Career:4 vs St. John's (12/10/23)*

Free Throws Attempted

Season:3 vs. FAMU (12/28/25)

Career:6 vs South Carolina (12/3/24)*

Rebounds

Season:3, 3x, last at Virginia Tech (1/27/26)

Career:5, 4x, last vs South Carolina (12/3/24)*

Assists

Season:6 vs. Marist (12/16/25)

Career:8 vs Temple (11/15/24)*

Steals

Season:3 vs. Bryant (11/7/25)

Career:3, 3x, last vs. Bryant (11/7/25)

Blocks

Season:1 vs. North Carolina (1/31/26)

Career:1, 17x, last vs. North Carolina (1/31/26)

Turnovers

Season:2, 4x, last vs. FAMU (12/28/25)

Career:6 vs Fairfield (11/6/23)*

Minutes

Season:25:09 vs. Marist (12/16/25)

Career:38:24 vs Missouri State (11/25/24)*

*at Boston College

Miscellaneous

	Career	25-26
Double-Doubles:	-	-
Double Figure Points:	8	3
Double Figure Rebounds:	-	-
Led Team In Points/Rebs:	-	-
20+ Points:	-	-

2025-26 GAME-BY-GAME STATISTICS

#7 KELLEY III, Chas

Opponent	Date	GS	MIN	Total		3-Pointers		Free throws		Rebounds				PF	A	TO	BLK	STL	PTS	AVG	
				FG-FGA	PCT	3FG-3FGA	PCT	FT-FTA	PCT	OFF	DEF	TOT	AVG								
UMES	11/03/2025	*	21:12	0-4	.000	0-3	.000	0-0	.000	1	2	3	3.0	0	2	2	0	0	0	0.0	
Bryant	11/07/2025		13:55	2-3	.667	1-2	.500	0-0	.000	0	1	1	2.0	1	0	0	0	3	5	2.5	
Southeastern La.	11/10/2025		03:30	0-0	.000	0-0	.000	0-0	.000	0	0	0	1.3	0	1	0	0	1	0	1.7	
at Georgia	11/14/2025		04:11	0-2	.000	0-1	.000	0-0	.000	1	1	2	1.5	0	1	0	0	0	0	1.3	
Ga. Southern	11/18/2025		02:54	0-0	.000	0-0	.000	0-0	.000	0	1	0	1.2	1	0	1	0	0	0	1.0	
vs Drake	11/29/2025		15:06	1-6	.167	1-4	.250	0-0	.000	0	2	2	1.3	1	2	0	0	1	3	1.3	
Mississippi St.	12/03/2025		03:29	0-1	.000	0-1	.000	0-0	.000	0	1	1	1.3	1	0	1	0	0	0	1.1	
Monmouth	12/06/2025		14:24	1-2	.500	1-2	.500	0-0	.000	0	1	1	1.3	0	3	2	0	0	3	1.4	
Marist	12/16/2025		25:09	3-5	.600	1-1	1.000	1-2	.500	1	0	1	1.2	1	6	2	0	0	8	2.1	
Lafayette	12/20/2025		22:55	2-2	1.000	2-2	1.000	0-0	.000	0	3	3	1.4	4	0	0	0	0	6	2.5	
Florida A&M	12/28/2025		22:49	5-5	1.000	2-2	1.000	2-3	.667	0	0	0	1.3	1	3	2	0	0	14	3.5	
at Duke	12/31/2025		20:12	4-4	1.000	2-2	1.000	0-0	.000	0	1	1	1.3	1	0	0	0	1	10	4.1	
Boston College	01/03/2026		21:28	0-4	.000	0-2	.000	0-0	.000	0	1	1	1.2	0	3	1	0	1	0	3.8	
Syracuse	01/06/2026		21:52	0-2	.000	0-1	.000	0-0	.000	0	0	0	1.1	2	3	0	0	0	0	3.5	
at Miami (FL)	01/10/2026		18:59	2-4	.500	2-3	.667	0-0	.000	0	1	1	1.1	3	1	0	0	0	6	3.7	
Pittsburgh	01/14/2026		21:23	4-7	.571	3-6	.500	0-0	.000	0	0	0	1.1	2	1	1	0	0	11	4.1	
at NC State	01/17/2026		14:35	1-2	.500	1-2	.500	0-0	.000	0	1	1	1.1	2	1	0	0	0	3	4.1	
Clemson	01/24/2026		24:52	2-7	.286	2-5	.400	2-2	1.000	2	0	2	1.1	3	3	0	0	0	8	4.3	
at Virginia Tech	01/27/2026		23:45	1-3	.333	0-1	.000	0-0	.000	0	3	3	1.2	3	1	1	0	0	2	4.2	
North Carolina	01/31/2026		17:54	1-3	.333	1-2	.500	0-0	.000	1	1	2	1.3	0	4	1	1	0	3	4.1	
Totals			1	334:35	29-66	.439	19-42	.452	5-7	.714	6	19	25	1.3	26	35	14	1	7	82	4.1

Player Averages

Games Played	Minutes/game	Points/game	FG Pct	3FG Pct	FT Pct	Rebounds/game	Assists/game	Turnovers/game	Assist/Turnover ratio	Steals/game	Blocks/game
20	16.7	4.1	43.9	45.2	71.4	1.3	1.8	0.7	2.5	0.4	0.1

CAREER STATISTICS

KELLEY III, Chas

SEASON	TEAM	GP-GS	MIN/AVG	Field Goals		3-Point		F-Throws		Rebounds				Scoring						
				FG-FGA	FG%	3FG-3FGA	3FG%	FT-FTA	FT%	OFF	DEF	TOT	AVG	PF-FO	A	TO	BLK	STL	PTS	AVG
2022-23	BC	30-0	440/14.7	33-95	.347	16-56	.286	6-12	.500	3	24	27	0.9	33-0	37	26	6	11	88	2.9
2023-24	BC	27-7	419/15.5	34-96	.354	13-52	.250	18-28	.643	7	30	37	1.4	41-0	43	40	2	16	99	3.7
2024-25	BC	31-15	582/18.8	47-124	.379	21-65	.323	20-31	.645	4	34	38	1.2	42-0	63	42	8	13	135	4.4
2025-26	GaTech	20-1	335/16.7	29-66	.439	19-42	.452	5-7	.714	6	19	25	1.3	26-0	35	14	1	7	82	4.1
TOTAL FOR GaTech		20-1	335/16.7	29-66	.439	19-42	.452	5-7	.714	6	19	25	1.3	26-0	35	14	1	7	82	4.1
TOTAL		108-23	1776/16.4	143-381	.375	69-215	.321	49-78	.628	20	107	127	1.2	142-0	178	122	17	47	404	3.7

BIO UPDATES



#8 COLE KIROUAC

Center • 7-0 • 199 • Freshman • Cumming, Ga. • Overtime Elite (Atlanta, Ga.)

THE KIROUAC FILE

- Major: Business Administration
- Thin-framed pivotman with ability to play through contact
- Reclassified to class of 2025 and enrolled in Overtime Elite in Atlanta for 2024-25 season
- Played senior year at Brewster Academy (NH) after attending 6A North Forsyth High School in Cumming
- Three-star prospect ranked No. 34 among all centers and No. 5 in Georgia in class of 2024
- Grandson of former Atlanta Falcons kicker Lou Kirouac

CAREER & SEASON HIGHS

Points

Season: 4, 2x, last vs. Syracuse (1/6/26)

Career: 4, 2x, last vs. Syracuse (1/6/26)

Field Goals

Season: 2, 2x, last vs. Syracuse (1/6/26)

Career: 2, 2x, last vs. Syracuse (1/6/26)

Field Goals Attempted

Season: 4 vs. Syracuse (1/6/26)

Career: 4 vs. Syracuse (1/6/26)

3- Point Field Goals

Season: 0

Career: 0

3- Point Field Goals Attempted

Season: 0

Career: 0

Free Throws

Season: 0

Career: 0

Free Throws Attempted

Season: 2, 2x, last vs. Pittsburgh (1/14/26)

Career: 2, 2x, last vs. Pittsburgh (1/14/26)

Rebounds

Season: 6 vs. Boston College (1/3/25)

Career: 6 vs. Boston College (1/3/25)

Assists

Season: 2 vs. Boston College (1/3/25)

Career: 2 vs. Boston College (1/3/25)

Steals

Season: 1, 3x, last at Duke (12/31/25)

Career: 1, 3x, last at Duke (12/31/25)

Blocks

Season: 2 vs. Monmouth (12/6/25)

Career: 2 vs. Monmouth (12/6/25)

Turnovers

Season: 2 vs. UMES (11/3/25)

Career: 2 vs. UMES (11/3/25)

Minutes

Season: 21:47 vs. Boston College (1/3/25)

Career: 21:47 vs. Boston College (1/3/25)

Miscellaneous

	Career	25-26
Double-Doubles:	-	-
Double Figure Points:	-	-
Double Figure Rebounds:	-	-
Led Team In Points/Rebs:	-	-
20+ Points:	-	-

2025-26 GAME-BY-GAME STATISTICS

#8 KIROUAC, Cole

Opponent	Date	GS	MIN	Total		3-Pointers		Free throws		Rebounds				PF	A	TO	BLK	STL	PTS	AVG
				FG-FGA	PCT	3FG-3FGA	PCT	FT-FTA	PCT	OFF	DEF	TOT	AVG							
UMES	11/03/2025		02:47	0-0	.000	0-0	.000	0-0	.000	0	0	0	0.0	1	0	2	0	1	0	0.0
Bryant	11/07/2025		07:50	0-1	.000	0-0	.000	0-0	.000	0	2	2	1.0	0	1	0	0	0	0	0.0
Monmouth	12/06/2025		14:21	1-2	.500	0-0	.000	0-0	.000	1	3	4	2.0	1	1	0	2	0	2	0.7
Marist	12/16/2025		09:44	2-3	.667	0-0	.000	0-0	.000	0	2	2	2.0	1	0	0	0	0	4	1.5
Lafayette	12/20/2025		03:57	1-1	1.000	0-0	.000	0-0	.000	1	0	1	1.8	0	0	0	0	0	2	1.6
Florida A&M	12/28/2025		08:17	0-1	.000	0-0	.000	0-0	.000	0	1	1	1.7	1	0	0	0	1	0	1.3
at Duke	12/31/2025		10:39	1-1	1.000	0-0	.000	0-0	.000	0	1	1	1.6	4	0	0	0	1	2	1.4
Boston College	01/03/2026		21:47	1-2	.500	0-0	.000	0-0	.000	2	4	6	2.1	3	2	0	0	0	2	1.5
Syracuse	01/06/2026		12:38	2-4	.500	0-0	.000	0-2	.000	0	2	2	2.1	3	0	1	0	0	4	1.8
at Miami (FL)	01/10/2026		08:47	0-0	.000	0-0	.000	0-0	.000	2	0	2	2.1	3	0	0	0	0	0	1.6
Pittsburgh	01/14/2026		08:11	0-1	.000	0-0	.000	0-2	.000	2	2	4	2.3	0	0	0	0	0	0	1.5
at NC State	01/17/2026		14:35	0-0	.000	0-0	.000	0-0	.000	1	2	3	2.3	2	0	0	0	0	0	1.3
Clemson	01/24/2026		06:14	1-1	1.000	0-0	.000	0-0	.000	0	1	1	2.2	0	0	0	0	0	2	1.4
at Virginia Tech	01/27/2026		05:11	0-0	.000	0-0	.000	0-0	.000	0	0	0	2.1	1	0	0	0	0	0	1.3
North Carolina	01/31/2026		07:30	0-1	.000	0-0	.000	0-0	.000	0	1	1	2.0	1	0	0	0	0	0	1.2
Totals		0	142:28	9-18	.500	0-0	.000	0-4	.000	9	21	30	2.0	21	4	3	2	3	18	1.2

Player Averages

Games Played	Minutes/game	Points/game	FG Pct	3FG Pct	FT Pct	Rebounds/game	Assists/game	Turnovers/game	Assist/Turnover ratio	Steals/game	Blocks/game
15	9.5	1.2	50.0	0.0	0.0	2.0	0.3	0.2	1.3	0.2	0.1

CAREER STATISTICS

KIROUAC, Cole

				Field Goals		3-Point		F-Throws		Rebounds								Scoring		
SEASON	TEAM	GP-GS	MIN/AVG	FG-FGA	FG%	3FG-3FGA	3FG%	FT-FTA	FT%	OFF	DEF	TOT	AVG	PF-FO	A	TO	BLK	STL	PTS	AVG
2025-26	GaTech	15-0	142/9.5	9-18	.500	0-0	.000	0-4	.000	9	21	30	2.0	21-0	4	3	2	3	18	1.2
TOTAL		15-0	142/9.5	9-18	.500	0-0	.000	0-4	.000	9	21	30	2.0	21-0	4	3	2	3	18	1.2

BIO UPDATES



#10 DAVI REMAGEN

Guard • 6-3 • 193 • Freshman • Köln (Cologne), Germany • RheinStars Köln

THE REMAGEN FILE

- Major: Applied Languages and Intercultural Studies
- Speaks three languages fluently - German, Portuguese and English
- Father started him playing basketball when he was young. Started playing club when he was 7-8 years old
- Great uncle on his mother's side is world renowned soccer star, Pelé, who wore No. 10. In 1999, Pelé was named Athlete of the Century by the International Olympic Committee

CAREER & SEASON HIGHS

Points

Season: 4 vs. Marist (12/16/25)

Career: 4 vs. Marist (12/16/25)

Field Goals

Season: 2 vs. Marist (12/16/25)

Career: 2 vs. Marist (12/16/25)

Field Goals Attempted

Season: 4, 2x, last vs. Pittsburgh (1/14/26)

Career: 4, 2x, last vs. Pittsburgh (1/14/26)

3- Point Field Goals

Season: 0

Career: 0

3- Point Field Goals Attempted

Season: 2 vs. Bryant (11/7/25)

Career: 2 vs. Bryant (11/7/25)

Free Throws

Season: 2 at Virginia Tech (1/27/26)

Career: 2 at Virginia Tech (1/27/26)

Free Throws Attempted

Season: 3 vs. Pittsburgh (1/14/26)

Career: 3 vs. Pittsburgh (1/14/26)

Rebounds

Season: 4 vs. Pittsburgh (1/14/26)

Career: 4 vs. Pittsburgh (1/14/26)

Assists

Season: 3 vs. Pittsburgh (1/14/26)

Career: 3 vs. Pittsburgh (1/14/26)

Steals

Season: 2, 2x, last vs. Pittsburgh (1/14/26)

Career: 2, 2x, last vs. Pittsburgh (1/14/26)

Blocks

Season: 1 vs. Pittsburgh (1/14/26)

Career: 1 vs. Pittsburgh (1/14/26)

Turnovers

Season: 1, 2x, last at Virginia Tech (1/27/26)

Career: 1, 2x, last at Virginia Tech (1/27/26)

Minutes

Season: 20:15 vs. Pittsburgh (1/14/26)

Career: 20:15 vs. Pittsburgh (1/14/26)

Miscellaneous

	Career	25-26
Double-Doubles:	-	-
Double Figure Points:	-	-
Double Figure Rebounds:	-	-
Led Team In Points/Rebs:	-	-
20+ Points:	-	-

2025-26 GAME-BY-GAME STATISTICS

#10 REMAGEN, Davi

Opponent	Date	GS	MIN	Total		3-Pointers		Free throws		Rebounds				PF	A	TO	BLK	STL	PTS	AVG
				FG-FGA	PCT	3FG-3FGA	PCT	FT-FTA	PCT	OFF	DEF	TOT	AVG							
UMES	11/03/2025		04:42	0-2	.000	0-1	.000	0-0	.000	0	1	1	1.0	1	0	0	0	0	0	0.0
Bryant	11/07/2025		12:32	1-4	.250	0-2	.000	0-0	.000	1	0	1	1.0	2	1	0	0	2	2	1.0
Marist	12/16/2025		12:55	2-3	.667	0-0	.000	0-0	.000	1	1	2	1.3	0	1	1	0	1	4	2.0
Lafayette	12/20/2025		09:21	0-0	.000	0-0	.000	0-0	.000	0	0	0	1.0	1	1	0	0	0	0	1.5
Florida A&M	12/28/2025		09:45	1-2	.500	0-0	.000	0-0	.000	0	3	3	1.4	1	0	0	0	0	2	1.6
Pittsburgh	01/14/2026		20:15	1-4	.250	0-1	.000	1-3	.333	0	4	4	1.8	1	3	0	1	2	3	1.8
at Virginia Tech	01/27/2026		07:04	0-0	.000	0-0	.000	2-2	1.000	0	0	0	1.6	2	0	1	0	1	2	1.9
Totals		0	76:34	5-15	.333	0-4	.000	3-5	.600	2	9	11	1.6	8	6	2	1	6	13	1.9

Player Averages


Games Played	Minutes/ game	Points/ game	FG Pct	3FG Pct	FT Pct	Rebounds/ game	Assists/ game	Turnovers/ game	Assist/Turnover ratio	Steals/ game	Blocks/ game
7	10.9	1.9	33.3	0.0	60.0	1.6	0.9	0.3	3.0	0.9	0.1

CAREER STATISTICS

REMAGEN, Davi

				Field Goals		3-Point		F-Throws		Rebounds										Scoring	
SEASON	TEAM	GP-GS	MIN/AVG	FG-FGA	FG%	3FG-3FGA	3FG%	FT-FTA	FT%	OFF	DEF	TOT	AVG	PF-FO	A	TO	BLK	STL	PTS	AVG	
2025-26	GaTech	7-0	77/10.9	5-15	.333	0-4	.000	3-5	.600	2	9	11	1.6	8-0	6	2	1	6	13	1.9	
TOTAL		7-0	77/10.9	5-15	.333	0-4	.000	3-5	.600	2	9	11	1.6	8-0	6	2	1	6	13	1.9	

BIO UPDATES



#11 BAYE NDONGO

Forward • 6-9 • 240 • Junior • Mboro, Senegal • Putnam Science Academy

THE NDONGO FILE - 2025 all-ACC Third Team

- Major: Applied Language and Intercultural Studies
- Versatile, skilled, athletic forward who is an excellent defender and rebounder
- One of the ACC's top interior scorers, rebounders and defenders
- Grew up in a soccer family before an older sister convinced him to try basketball at age 14. Has three brothers and five sisters
- Voted to 2024 ACC All-Rookie Team after a standout freshman season

CAREER & SEASON HIGHS

Points

Season: 27 vs. North Carolina (1/31/26)

Career: 29 vs NC State (3/1/25)

Field Goals

Season: 9 vs. North Carolina (1/31/26)

Career: 11 vs California (2/15/25)

Field Goals Attempted

Season: 14, 2x, last at Virginia Tech (1/27/26)

Career: 18 vs North Florida (11/10/24)

3- Point Field Goals

Season: ... 1, 6x, last vs. North Carolina (1/31/26)

Career: ... 1, 17x, last vs. North Carolina (1/31/26)

3- Point Field Goals Attempted

Season: 2, 4x, last at Duke (12/31/25)

Career: 3 vs NC State (3/1/25)

Free Throws

Season: 8 vs. North Carolina (1/31/26)

Career: ... 8, 2x, last vs. North Carolina (1/31/26)

Free Throws Attempted

Season: 10 vs. North Carolina (1/31/26)

Career: 11 vs NC State (3/1/25)

Rebounds

Season: 14 vs. West Georgia (11/23/25)

Career: 19 vs Penn State (12/16/23)

Assists

Season: 5, 3x, last vs. FAMU (12/28/25)

Career: 5, 3x, last vs. FAMU (12/28/25)

Steals

Season: 3 vs. FAMU (12/28/25)

Career: 5 vs Virginia Tech (1/22/25)

Blocks

Season: 3, 3x, last vs. Clemson (1/24/26)

Career: 4, 2x, last vs Virginia (3/12/25)

Turnovers

Season: 5 vs. FAMU (12/28/25)

Career: 7 at Cincinnati (11/22/23)

Minutes

Season: 37:49 vs. North Carolina (1/31/26)

Career: 52:23 at Clemson (2/4/25)

Miscellaneous

Double-Doubles:	Career	25-26
Double Figure Points:	22	3
Double Figure Rebounds:	59	13
Led Team In Points/Rebs:	26	4
20+ Points:	23/48	4/8
	12	3

2025-26 GAME-BY-GAME STATISTICS

#11 NDONGO, Baye

Opponent	Date	GS	MIN	Total		3-Pointers		Free throws		Rebounds				PF	A	TO	BLK	STL	PTS	AVG	
				FG-FGA	PCT	3FG-3FGA	PCT	FT-FTA	PCT	OFF	DEF	TOT	AVG								
Bryant	11/07/2025	*	20:39	4-7	.571	1-1	1.000	1-2	.500	1	6	7	7.0	2	1	0	0	2	10	10.0	
Southeastern La.	11/10/2025	*	23:39	3-5	.600	0-0	.000	2-2	1.000	4	4	8	7.5	3	5	2	3	2	8	9.0	
at Georgia	11/14/2025	*	19:42	4-6	.667	0-0	.000	2-4	.500	2	2	4	6.3	4	1	1	1	0	10	9.3	
Ga. Southern	11/18/2025	*	31:02	7-14	.500	0-2	.000	6-7	.857	4	6	10	7.3	1	4	2	2	2	20	12.0	
West Ga.	11/23/2025	*	31:02	7-10	.700	0-1	.000	0-0	.000	5	9	14	8.6	1	5	1	1	0	14	12.4	
vs DePaul	11/28/2025	*	32:08	2-3	.667	0-0	.000	2-2	1.000	5	3	8	8.5	2	2	3	1	1	6	11.3	
vs Drake	11/29/2025	*	28:05	7-10	.700	0-0	.000	0-4	.000	2	5	7	8.3	2	3	2	0	0	14	11.7	
Mississippi St.	12/03/2025	*	22:15	4-8	.500	1-2	.500	3-3	1.000	1	3	4	7.8	1	1	1	0	0	12	11.8	
Florida A&M	12/28/2025	*	22:36	7-11	.636	1-1	1.000	0-0	.000	4	7	11	8.1	3	5	5	3	3	15	12.1	
at Duke	12/31/2025	*	19:57	2-6	.333	0-2	.000	0-0	.000	2	2	4	7.7	3	2	4	0	1	4	11.3	
Boston College	01/03/2026	*	26:28	4-10	.400	0-0	.000	2-7	.286	3	5	8	7.7	3	1	2	0	1	10	11.2	
Syracuse	01/06/2026	*	24:56	8-13	.615	0-0	.000	4-6	.667	4	5	9	7.8	4	1	2	1	1	20	11.9	
at Miami (FL)	01/10/2026	*	27:53	7-13	.538	1-1	1.000	1-2	.500	2	5	7	7.8	5	0	2	2	0	16	12.2	
Pittsburgh	01/14/2026	*	24:40	4-11	.364	0-0	.000	4-4	1.000	5	3	8	7.8	1	0	2	1	0	12	12.2	
at NC State	01/17/2026	*	24:06	2-4	.500	0-0	.000	2-2	1.000	0	9	9	7.9	4	2	2	1	1	6	11.8	
Clemson	01/24/2026	*	31:14	2-3	.667	0-0	.000	1-2	.500	1	9	10	8.0	2	2	1	3	1	5	11.4	
at Virginia Tech	01/27/2026	*	31:37	6-14	.429	0-0	.000	2-2	1.000	3	6	9	8.1	3	0	1	2	0	14	11.5	
North Carolina	01/31/2026	*	37:49	9-12	.750	1-1	1.000	8-10	.800	2	5	7	8.0	3	4	3	2	0	27	12.4	
Totals			18	479:49	89-160	.556	5-11	.455	40-59	.678	50	94	144	8.0	47	39	36	23	15	223	12.4

Player Averages

Games Played	Minutes/game	Points/game	FG Pct	3FG Pct	FT Pct	Rebounds/game	Assists/game	Turnovers/game	Assist/Turnover ratio	Steals/game	Blocks/game
18	26.7	12.4	55.6	45.5	67.8	8.0	2.2	2.0	1.1	0.8	1.3

CAREER STATISTICS

NDONGO, Baye

SEASON	TEAM	GP-GS	MIN/AVG	Field Goals		3-Point		F-Throws		Rebounds				Scoring						
				FG-FGA	FG%	3FG-3FGA	3FG%	FT-FTA	FT%	OFF	DEF	TOT	AVG	PF-FO	A	TO	BLK	STL	PTS	AVG
2023-24	GaTech	29-29	805/27.8	148-265	.558	4-12	.333	59-88	.670	74	164	238	8.2	81-5	28	74	32	22	359	12.4
2024-25	GaTech	34-34	1026/30.2	177-330	.536	7-19	.368	95-143	.664	95	209	304	8.9	104-5	53	82	39	35	456	13.4
2025-26	GaTech	18-18	480/26.7	89-160	.556	5-11	.455	40-59	.678	50	94	144	8.0	47-1	39	36	23	15	223	12.4
TOTAL		81-81	2311/28.5	414-755	.548	16-42	.381	194-290	.669	219	467	686	8.5	232-11	120	192	94	72	1038	12.8

BIO UPDATES



#12 KAM CRAFT

Guard/Forward • 6-6 • 205 • Redshirt Junior • Chicago, Ill. • Miami (Ohio)

THE CRAFT FILE

- Major: Business Administration
- Father played basketball and baseball at VMI. Mother played basketball at DII Concord
- Played baseball (pitcher) until his senior year of high school. Won two baseball conference championships.
- Started his collegiate career at Xavier before moving on to Miami (Ohio) and transferring to Georgia Tech
- Second-leading scorer last season at Miami (Ohio), hitting 43.1 percent from three-point range
- Concluded prep school at The Skill Factory in Atlanta after attending Buffalo Grove HS in Illinois

CAREER & SEASON HIGHS

Points

Season: 17 at Georgia (11/14/25)

Career: 40 vs Toledo (2/11/25)*

Field Goals

Season: ... 6, 2x, last vs. West Georgia (11/23/25)

Career: 13 vs Toledo (2/11/25)*

Field Goals Attempted

Season: 13 vs. West Georgia (11/23/25)

Career: 22 vs Toledo (2/11/25)*

3- Point Field Goals

Season: 5 at Georgia (11/14/25)

Career: 10 vs Bethany (WV) (12/15/24)*

3- Point Field Goals Attempted

Season: ... 8, 3x, last vs. North Carolina (1/31/26)

Career: 16 vs Bethany (WV) (12/15/24)*

Free Throws

Season: ... 2, 4x, last vs. North Carolina (1/31/26)

Career: 5 vs Toledo (2/11/25)*

Free Throws Attempted

Season: 4 vs. West Georgia (11/23/25)

Career: 5 vs Toledo (2/11/25)*

Rebounds

Season: ... 5, 2x, last vs. West Georgia (11/23/25)

Career: 8 vs Eastern Michigan (3/13/25)*

Assists

Season: 3, 2x, last vs. Syracuse (1/6/26)

Career: 3, 4x, last vs. Syracuse (1/6/26)

Steals

Season: 3 vs. UMES (11/3/25)

Career: 3 vs. UMES (11/3/25)

Blocks

Season: 2 at Georgia (11/14/25)

Career: 2, 2x, last at Georgia (11/14/25)

Turnovers

Season: 2, 2x, last vs. Marist (12/16/25)

Career: 4 vs Mercer (11/26/24)*

Minutes

Season: 37:26 vs. UMES (11/3/25)

Career: 37:26 vs. UMES (11/3/25)

*at Miami (Ohio)

Miscellaneous

Double-Doubles:	Career	25-26
Double Figure Points:	30	7
Double Figure Rebounds:	-	-
Led Team In Points/Rebs:	-	2/0
20+ Points:	7	-

2025-26 GAME-BY-GAME STATISTICS

#12 CRAFT, Kam

Opponent	Date	GS	MIN	Total		3-Pointers		Free throws		Rebounds				PF	A	TO	BLK	STL	PTS	AVG	
				FG-FGA	PCT	3FG-3FGA	PCT	FT-FTA	PCT	OFF	DEF	TOT	AVG								
UMES	11/03/2025	*	37:26	3-7	.429	1-4	.250	0-0	.000	0	0	0	0.0	0	1	0	0	3	7	7.0	
Bryant	11/07/2025	*	19:60	3-9	.333	3-8	.375	0-0	.000	0	1	1	0.5	0	2	1	0	0	9	8.0	
Southeastern La.	11/10/2025	*	08:39	0-5	.000	0-3	.000	0-0	.000	1	0	1	0.7	2	0	0	0	0	0	5.3	
at Georgia	11/14/2025	*	34:03	6-10	.600	5-7	.714	0-0	.000	1	4	5	1.8	3	2	1	2	2	17	8.3	
Ga. Southern	11/18/2025	*	08:37	2-6	.333	0-3	.000	0-0	.000	0	1	1	1.6	0	1	0	0	0	4	7.4	
West Ga.	11/23/2025	*	33:05	6-13	.462	1-5	.200	2-4	.500	3	2	5	2.2	1	0	0	0	1	15	8.7	
vs DePaul	11/28/2025	*	25:57	4-11	.364	1-5	.200	0-0	.000	0	0	0	1.9	1	1	0	0	0	9	8.7	
vs Drake	11/29/2025	*	28:22	4-10	.400	3-5	.600	0-0	.000	1	2	3	2.0	3	0	0	0	0	11	9.0	
Mississippi St.	12/03/2025	*	14:59	1-7	.143	0-2	.000	0-0	.000	2	1	3	2.1	0	2	0	0	0	2	8.2	
Monmouth	12/06/2025	*	29:48	2-6	.333	0-4	.000	2-2	1.000	0	3	3	2.2	1	0	2	1	0	6	8.0	
Marist	12/16/2025	*	24:26	4-6	.667	2-3	.667	0-0	.000	1	2	3	2.3	4	0	2	0	1	10	8.2	
Lafayette	12/20/2025	*	33:33	3-11	.273	3-8	.375	0-0	.000	0	4	4	2.4	4	3	1	0	0	9	8.3	
Florida A&M	12/28/2025	*	10:59	1-3	.333	0-1	.000	0-0	.000	0	1	1	2.3	0	0	0	0	0	2	7.8	
Boston College	01/03/2026	*	07:07	1-2	.500	1-2	.500	0-0	.000	0	2	2	2.3	0	0	0	0	0	3	7.4	
Syracuse	01/06/2026	*	13:30	2-3	.667	1-2	.500	0-0	.000	1	1	2	2.3	0	3	0	1	0	5	7.3	
at Miami (FL)	01/10/2026	*	23:29	1-3	.333	0-2	.000	2-2	1.000	1	1	2	2.3	2	2	0	1	0	4	7.1	
Pittsburgh	01/14/2026	*	26:08	5-8	.625	4-6	.667	0-0	.000	0	4	4	2.4	1	1	0	0	0	14	7.5	
at NC State	01/17/2026	*	04:28	1-1	1.000	1-1	1.000	0-0	.000	0	0	0	2.2	1	0	0	0	0	3	7.2	
Clemson	01/24/2026	*	16:25	2-4	.500	2-3	.667	0-0	.000	0	1	1	2.2	1	2	0	1	0	6	7.2	
at Virginia Tech	01/27/2026	*	30:10	4-7	.571	3-6	.500	0-0	.000	1	3	4	2.3	2	1	1	0	0	11	7.4	
North Carolina	01/31/2026	*	29:06	5-11	.455	3-8	.375	2-2	1.000	0	4	4	2.3	0	1	1	0	0	15	7.7	
Totals			12	460:17	60-143	.420	34-88	.386	8-10	.800	12	37	49	2.3	26	22	9	6	7	162	7.7

Player Averages

Games Played	Minutes/game	Points/game	FG Pct	3FG Pct	FT Pct	Rebounds/game	Assists/game	Turnovers/game	Assist/Turnover ratio	Steals/game	Blocks/game
21	21.9	7.7	42.0	38.6	80.0	2.3	1.0	0.4	2.4	0.3	0.3

CAREER STATISTICS

CRAFT, Kam

				Field Goals		3-Point		F-Throws		Rebounds			PF-FO			A			TO			BLK STL			Scoring	
SEASON	TEAM	GP-GS	MIN/AVG	FG-FGA	FG%	3FG-3FGA	3FG%	FT-FTA	FT%	OFF	DEF	TOT	AVG	PF	FO	A	TO	BLK	STL	PTS	AVG					
2022-23	XU	15-0	101/6.7	16-32	.500	6-17	.353	1-2	.500	5	18	23	1.5	8-0	4	10	1	3	39	2.6						
2024-25	Miami	34-34	875/25.7	170-381	.446	97-225	.431	25-33	.758	20	82	102	3.0	32-0	35	39	6	15	462	13.6						
2025-26	GaTech	21-12	460/21.9	60-143	.420	34-88	.386	8-10	.800	12	37	49	2.3	26-0	22	9	6	7	162	7.7						
TOTAL FOR GaTech				21-12	460/21.9	60-143	.420	34-88	.386	8-10	.800	12	37	49	2.3	26-0	22	9	6	7	162	7.7				
TOTAL				70-46	1436/20.5	246-556	.442	137-330	.415	34-45	.756	37	137	174	2.5	66-0	61	58	13	25	663	9.5				

BIO UPDATES



#14 KOWACIE REEVES JR.

Forward • 6-7 • 205 • Redshirt Senior • Macon, Ga. • Florida

THE REEVES FILE

- Major: Literature, Media & Communication. Graduated from GT in spring 2025 with a degree in history, technology and society
- Super-athletic and rangy wing who can get to the rim with authority
- Transferred to Georgia Tech after two years at Florida and immediately became a starter for the Yellow Jackets
- Has published two books
- Also played baseball and football growing up

CAREER & SEASON HIGHS

Points

Season: 23, 4x, last at Miami (1/10/26)

Career: 23, 4x, last at Miami (1/10/26)

Field Goals

Season: 10 at Miami (1/10/26)

Career: 10 at Miami (1/10/26)

Field Goals Attempted

Season: 20 vs. Mississippi State (12/3/25)

Career: 20 vs. Mississippi State (12/3/25)

3- Point Field Goals

Season: 7 vs. Mississippi State (12/3/25)

Career: 7 vs. Mississippi State (12/3/25)

3- Point Field Goals Attempted

Season: 14 vs. Mississippi State (12/3/25)

Career: 14 vs. Mississippi State (12/3/25)

Free Throws

Season: 7 vs. SLU (11/10/25)

Career: 7 vs. SLU (11/10/25)

Free Throws Attempted

Season: 8, 3x, last at NCSU (1/17/26)

Career: 8, 4x, last at NCSU (1/17/26)

Rebounds

Season: 10 vs. Marist (12/16/25)

Career: 10, 2x, last vs. Marist (12/16/25)

Assists

Season: 4 vs. UMES (11/3/25)

Career: 4 vs. UMES (11/3/25)

Steals

Season: 6 vs. Mississippi State (12/3/25)

Career: 6 vs. Mississippi State (12/3/25)

Blocks

Season: 2, 2x, last vs. Monmouth (12/6/25)

Career: 3, 2x, last vs. West Georgia (11/6/24)

Turnovers

Season: 6 vs. SLU (11/10/25)

Career: 6 vs. SLU (11/10/25)

Minutes

Season: 41:42 vs. UMES (11/3/25)

Career: 42:46 at Clemson (1/16/24)

Miscellaneous

	Career	25-26
Double-Doubles:	2	1
Double Figure Points:	53	18
Double Figure Rebounds:	2	1
Led Team In Points/Rebs:	10/3	10/3
20+ Points:	10	7

2025-26 GAME-BY-GAME STATISTICS

#14 REEVES JR., Kowacie

Opponent	Date	GS	MIN	Total		3-Pointers		Free throws		Rebounds				PF	A	TO	BLK	STL	PTS	AVG
				FG-FGA	PCT	3FG-3FGA	PCT	FT-FTA	PCT	OFF	DEF	TOT	AVG							
UMES	11/03/2025	*	41:42	5-15	.333	2-10	.200	0-1	.000	0	4	4	4.0	2	4	0	2	3	12	12.0
Bryant	11/07/2025	*	23:48	7-13	.538	3-6	.500	1-1	1.000	0	1	1	2.5	1	2	1	0	0	18	15.0
Southeastern La.	11/10/2025	*	33:27	2-7	.286	1-3	.333	7-8	.875	0	4	4	3.0	2	1	6	0	2	12	14.0
at Georgia	11/14/2025	*	28:08	3-12	.250	2-5	.400	4-6	.667	1	3	4	3.3	3	0	1	1	1	12	13.5
Ga. Southern	11/18/2025	*	34:54	3-9	.333	2-5	.400	1-2	.500	3	1	4	3.4	2	2	2	0	2	9	12.6
West Ga.	11/23/2025	*	30:51	7-11	.636	4-7	.571	0-0	.000	0	3	3	3.3	2	2	2	1	1	18	13.5
vs DePaul	11/28/2025	*	16:51	2-9	.222	0-4	.000	2-2	1.000	1	1	2	3.1	2	1	0	0	0	6	12.4
Mississippi St.	12/03/2025	*	34:03	8-20	.400	7-14	.500	0-0	.000	2	7	9	3.9	3	1	1	1	6	23	13.8
Monmouth	12/06/2025	*	25:21	7-10	.700	3-5	.600	6-7	.857	1	2	3	3.8	4	2	1	2	0	23	14.8
Marist	12/16/2025	*	32:41	6-12	.500	3-5	.600	6-6	1.000	3	7	10	4.4	3	3	0	1	0	21	15.4
Lafayette	12/20/2025	*	33:49	7-16	.438	0-2	.000	6-8	.750	2	7	9	4.8	2	1	2	0	1	20	15.8
Florida A&M	12/28/2025	*	22:39	4-7	.571	1-4	.250	2-3	.667	0	1	1	4.5	1	1	1	0	1	11	15.4
at Duke	12/31/2025	*	35:19	9-16	.563	5-7	.714	0-0	.000	0	3	3	4.4	3	0	1	0	0	23	16.0
Boston College	01/03/2026	*	25:46	6-12	.500	0-3	.000	4-5	.800	0	3	3	4.3	3	1	0	1	2	16	16.0
Syracuse	01/06/2026	*	37:11	4-13	.308	1-6	.167	2-2	1.000	0	3	3	4.2	4	1	1	0	3	11	15.7
at Miami (FL)	01/10/2026	*	36:29	10-17	.588	1-3	.333	2-3	.667	0	6	6	4.3	4	1	1	1	1	23	16.1
Pittsburgh	01/14/2026	*	28:40	3-10	.300	0-2	.000	5-6	.833	2	0	2	4.2	2	3	2	0	0	11	15.8
at NC State	01/17/2026	*	37:32	6-13	.462	4-10	.400	5-8	.625	0	5	5	4.2	2	3	2	0	0	21	16.1
Clemson	01/24/2026	*	39:05	8-16	.500	3-7	.429	0-0	.000	2	3	5	4.3	4	0	2	0	0	19	16.3
at Virginia Tech	01/27/2026	*	26:29	4-8	.500	0-3	.000	0-0	.000	0	1	1	4.1	2	0	2	0	1	8	15.9
North Carolina	01/31/2026	*	30:17	6-10	.600	2-2	1.000	0-0	.000	2	1	3	4.0	2	1	1	1	0	14	15.8
Totals			21	655:02	.457	44-113	.389	53-68	.779	19	66	85	4.0	53	30	29	11	24	331	15.8

Player Averages

Games Played	Minutes/ game	Points/ game	FG Pct	3FG Pct	FT Pct	Rebounds/ game	Assists/ game	Turnovers/ game	Assist/Turnover ratio	Steals/ game	Blocks/ game
21	31.2	15.8	45.7	38.9	77.9	4.0	1.4	1.4	1.0	1.1	0.5

CAREER STATISTICS

REEVES JR., Kowacie

SEASON	TEAM	GP-GS	MIN/AVG	Field Goals		3-Point		F-Throws		Rebounds				Scoring						
				FG-FGA	FG%	3FG-3FGA	3FG%	FT-FTA	FT%	OFF	DEF	TOT	AVG	PF-FO	A	TO	BLK	STL	PTS	AVG
2021-22	UF	29-10	451/15.6	50-132	.379	32-96	.333	27-36	.750	14	28	42	1.4	25-0	11	18	4	14	159	5.5
2022-23	UF	31-7	599/19.3	93-247	.377	34-130	.262	44-62	.710	12	70	82	2.6	42-1	17	34	6	17	264	8.5
2023-24	GaTech	32-32	922/28.8	110-264	.417	51-133	.383	42-50	.840	33	93	126	3.9	41-0	28	37	16	16	313	9.8
2024-25	GaTech	6-6	143/23.9	22-57	.386	9-32	.281	3-5	.600	6	9	15	2.5	12-0	6	3	7	4	56	9.3
2025-26	GaTech	21-21	655/31.2	117-256	.457	44-113	.389	53-68	.779	19	66	85	4.0	53-0	30	29	11	24	331	15.8
TOTAL FOR GaTech		59-59	1720/29.2	249-577	.432	104-278	.374	98-123	.797	58	168	226	3.8	106-0	64	69	34	44	700	11.9
TOTAL		119-76	2771/23.3	392-956	.410	170-504	.337	169-221	.765	84	266	350	2.9	173-1	92	121	44	75	1123	9.4

BIO UPDATES



#23 BRANDON STORES JR.

Guard • 6-5 • 210 • Freshman • The Bronx, N.Y. • St. Raymond HS for Boys

THE STORES FILE

- Major: Business Administration
- His father, who played college basketball at SUNY Fredonia, started him playing basketball around nine years old working out with his best friend, Kenny Satterfield, who enjoyed a successful professional career
- Attended St. Raymond High School for Boys, finishing as the all-time leading scorer with more than 2,000 points
- Has a twin sister, Madison, who attends St. John's. Madison played high school basketball with Sonia Citron.

CAREER & SEASON HIGHS

Points

Season: 0

Career: 0

Field Goals

Season: 0

Career: 0

Field Goals Attempted

Season: 2 vs. Bryant (11/7/25)

Career: 2 vs. Bryant (11/7/25)

3- Point Field Goals

Season: 0

Career: 0

3- Point Field Goals Attempted

Season: 0

Career: 0

Free Throws

Season: 0

Career: 0

Free Throws Attempted

Season: 0

Career: 0

Rebounds

Season: 1 vs. Bryant (11/7/25)

Career: 1 vs. Bryant (11/7/25)

Assists

Season: 0

Career: 0

Steals

Season: 0

Career: 0

Blocks

Season: 0

Career: 0

Turnovers

Season: 0

Career: 0

Minutes

Season: 04:34 vs. Bryant (11/7/25)

Career: 04:34 vs. Bryant (11/7/25)

Miscellaneous

Double-Doubles: - Career 25-26

Double Figure Points: -

Double Figure Rebounds: -

Led Team In Points/Rebs: -

20+ Points: -

2025-26 GAME-BY-GAME STATISTICS

#23 STORES JR., Brandon

Opponent	Date	GS	MIN	Total		3-Pointers		Free throws		Rebounds											
				FG-FGA	PCT	3FG-3FGA	PCT	FT-FTA	PCT	OFF	DEF	TOT	AVG	PF	A	TO	BLK	STL	PTS	AVG	
Bryant	11/07/2025		04:34	0-2	.000	0-0	.000	0-0	.000	0	1	1	1.0	1	0	0	0	0	0.0		
Totals		0	04:34	0-2	.000	0-0	.000	0-0	.000	0	1	1	1.0	1	0	0	0	0	0.0		

Player Averages

Games Played	Minutes/game	Points/game	FG Pct	3FG Pct	FT Pct	Rebounds/game	Assists/game	Turnovers/game	Assist/Turnover ratio	Steals/game	Blocks/game
1	4.6	0.0	0.0	0.0	0.0	1.0	0.0	0.0	0.0	0.0	0.0

CAREER STATISTICS

STORES JR., Brandon

				Field Goals		3-Point		F-Throws		Rebounds								Scoring		
SEASON	TEAM	GP-GS	MIN/AVG	FG-FGA	FG%	3FG-3FGA	3FG%	FT-FTA	FT%	OFF	DEF	TOT	AVG	PF-FO	A	TO	BLK	STL	PTS	AVG
2025-26	GaTech	1-0	5/4.6	0-2	.000	0-0	.000	0-0	.000	0	1	1	1.0	1-0	0	0	0	0	0	0.0
TOTAL		1-0	5/4.6	0-2	.000	0-0	.000	0-0	.000	0	1	1	1.0	1-0	0	0	0	0	0	0.0

BIO UPDATES



#32 DYLLAN THOMPSON

Guard/Forward • 6-7 • 215 • r-Freshman • Sugar Land, Texas • Second Baptist

THE THOMPSON FILE

- Major: Business Administration
- Son of former USC All-American and 9-time WNBA all-Star Tina Thompson
- His mother wore No. 32, which is the primary reason he chose that numer beginning his junior year of high school
- Played his junior/senior years of high school at Second Baptist School (Houston). Spent his sophomore year at St. Anne's Belfield (Charlottesville, Va.) and his freshman year at Monticello HS (Charlottesville, Va.)
- Played NBPA Top 100 camp in Orlando with teammates Akai Fleming and Jaeden Mustaf

CAREER & SEASON HIGHS

GAME-BY-GAME STATISTICS

Points

Season: Career:

Field Goals

Season: Career:

Field Goals Attempted

Season: Career:

3- Point Field Goals

Season: Career:

3- Point Field Goals Attempted

Season: Career: 4:

Free Throws

Season: Career:

Free Throws Attempted

Season: Career:

Rebounds

Season: Career:

Assists

Season: Career:

Steals

Season: Career:

Blocks

Season: Career:

Turnovers

Season: Career:

Minutes

Season: Career:

Miscellaneous		
Double-Doubles:	Career	25-26
Double Figure Points:	-	-
Double Figure Rebounds:	-	-
Led Team In Points/Rebs:	-	-
20+ Points:	-	-

CAREER STATISTICS

2025-26 GEORGIA TECH SEASON STATISTICS

Game Records

Record	Overall	Home	Away	Neutral
ALL GAMES	11-11	10-5	1-4	0-2
CONFERENCE	2-7	1-4	1-3	0-0
NON-CONFERENCE	9-4	9-1	0-1	0-2

Score by Periods

Team	1st	2nd	OT	TOT
Georgia Tech	764	865	10	1639
Opponents	781	840	6	1627

Team Box Score

No.	Player				Total		3-Point		F-Throw		Rebounds													
		GP-GS	MIN	AVG	FG-FGA	FG%	3FG-3FGA	3FG%	FT-FTA	FT%	OFF	DEF	TOT	AVG	PF	DQ	A	TO	BLK	STL	PTS	AVG		
14	REEVES JR., Kowacie	21-21	655:02	31.2	117-256	.457	44-113	.389	53-68	.779	19	66	85	4.0	53	0	30	29	11	24	331	15.8		
11	NDONGO, Baye	18-18	479:49	26.7	89-160	.556	5-11	.455	40-59	.678	50	94	144	8.0	47	1	39	36	23	15	223	12.4		
1	WASHINGTON, Lamar	20-13	607:41	30.4	74-184	.402	15-46	.326	65-84	.774	14	91	105	5.3	48	0	117	58	8	31	228	11.4		
6	SYLLA, Mouhamed	16-15	343:38	21.5	66-114	.579	1-4	.250	21-49	.429	32	83	115	7.2	35	1	10	23	19	12	154	9.6		
0	FLEMING, Akai	21-14	506:02	24.1	51-150	.340	15-51	.294	70-86	.814	16	51	67	3.2	31	0	24	39	5	10	187	8.9		
3	MUSTAF, Jaeden	20-14	516:43	25.8	57-136	.419	11-29	.379	42-66	.636	24	65	89	4.5	54	1	48	34	4	11	167	8.4		
12	CRAFT, Kam	21-12	460:17	21.9	60-143	.420	34-88	.386	8-10	.800	12	37	49	2.3	26	0	22	9	6	7	162	7.7		
7	KELLEY III, Chas	20-1	334:35	16.7	29-66	.439	19-42	.452	5-7	.714	6	19	25	1.3	26	0	35	14	1	7	82	4.1		
5	MARSHALL, Peyton	17-2	187:41	11.0	21-39	.538	0-2	.000	17-29	.586	10	43	53	3.1	28	1	15	28	15	3	59	3.5		
10	REMAGEN, Davi	7-0	76:34	10.9	5-15	.333	0-4	.000	3-5	.600	2	9	11	1.6	8	0	6	2	1	6	13	1.9		
2	CHATFIELD JR, Eric	10-0	109:57	11.0	6-21	.286	3-14	.214	0-0	.000	1	5	6	0.6	12	0	11	5	0	5	15	1.5		
8	KIROUAC, Cole	15-0	142:28	9.5	9-18	.500	0-0	.000	0-4	.000	9	21	30	2.0	21	0	4	3	2	3	18	1.2		
23	STORES JR., Brandon	1-0	04:34	4.6	0-2	.000	0-0	.000	0-0	.000	0	1	1	1.0	1	0	0	0	0	0	0	0.0		
Team											46	33	79					18						
Total		22	4425		584-1304	.448	147-404	.364	324-467	.694	241	618	859	39.0	390	4	361	298	95	134	1639	74.5		
Opponents		22	4425		564-1393	.405	184-607	.303	315-456	.691	260	530	790	35.9	390	5	319	239	90	177	1627	74.0		

Team Statistics

	GATECH	OPP
Scoring	1639	1627
Points per game	74.5	74.0
Scoring margin	+0.5	-
Field goals-att	584-1304	564-1393
Field goal pct	.448	.405
3 point fg-att	147-404	184-607
3-point FG pct	.364	.303
3-pt FG made per game	6.7	8.4
Free throws-att	324-467	315-456
Free throw pct	.694	.691
F-Throws made per game	14.7	14.3
Rebounds	859	790
Rebounds per game	39.0	35.9
Rebounding margin	+3.1	-
Assists	361	319
Assists per game	16.4	14.5
Turnovers	298	239
Turnovers per game	13.5	10.9
Turnover margin	-2.7	-
Assist/turnover ratio	1.2	1.3
Steals	134	177
Steals per game	6.1	8.0
Blocks	95	90
Blocks per game	4.3	4.1
Winning streak	0	-
Home win streak	0	-
Attendance	81948	49312
Home games-Avg/Game	15-5463	5-9862
Neutral site-Avg/Game	-	2-1350

Team Results

Date	Opponent		Score	Att.
11/03/2025	UMES	Wot	56-52	3551
11/07/2025	Bryant	W	74-45	4886
11/10/2025	Southeastern La.	W	70-60	4585
11/14/2025	at Georgia	L	87-92	10523
11/18/2025	Ga. Southern	W	68-66	5128
11/23/2025	West Ga.	W	82-66	4772
11/28/2025	vs DePaul	L	61-75	1200
11/29/2025	vs Drake	L	74-84	1500
12/03/2025	Mississippi St.	L	73-85	4859
12/06/2025	Monmouth	W	79-67	4595
12/16/2025	Marist	W	87-76	5674
12/20/2025	Lafayette	W	95-81	4987
12/28/2025	Florida A&M	W	89-65	5967
12/31/2025	at Duke	L	79-85	9314
01/03/2026	Boston College	W	65-53	5978
01/06/2026	Syracuse	L	72-82	6216
01/10/2026	at Miami (FL)	L	81-91	5328
01/14/2026	Pittsburgh	L	66-89	5269
01/17/2026	at NC State	W	78-74	16378
01/24/2026	Clemson	L	63-77	6781
01/27/2026	at Virginia Tech	L	65-71	7769
01/31/2026	North Carolina	L	75-91	8700

2025-26 GEORGIA TECH ACC SEASON STATISTICS

Game Records

Record	Overall	Home	Away	Neutral
ALL GAMES	2-7	1-4	1-3	0-0
CONFERENCE	2-7	1-4	1-3	0-0
NON-CONFERENCE	0-0	0-0	0-0	0-0

Score by Periods

Team	1st	2nd	OT	TOT
Georgia Tech	293	351	0	644
Opponents	357	356	0	713

Team Box Score

No.	Player				Total		3-Point		F-Throw		Rebounds													
		GP-GS	MIN	AVG	FG-FGA	FG%	3FG-3FGA	3FG%	FT-FTA	FT%	OFF	DEF	TOT	AVG	PF	DQ	A	TO	BLK	STL	PTS	AVG		
14	REEVES JR., Kowacie	9-9	296:48	33.0	56-115	.487	16-43	.372	18-24	.750	6	25	31	3.4	26	0	10	12	3	7	146	16.2		
11	NDONGO, Baye	9-9	248:40	27.6	44-86	.512	2-4	.500	24-35	.686	22	49	71	7.9	28	1	12	19	12	5	114	12.7		
1	WASHINGTON, Lamar	9-9	288:14	32.0	33-91	.363	6-22	.273	36-47	.766	6	46	52	5.8	20	0	49	30	7	16	108	12.0		
3	MUSTAF, Jaeden	9-5	242:08	26.9	29-62	.468	6-13	.462	19-33	.576	10	38	48	5.3	26	1	13	15	2	3	83	9.2		
12	CRAFT, Kam	8-1	150:23	18.8	21-39	.538	15-30	.500	4-4	1.000	3	16	19	2.4	7	0	10	2	3	0	61	7.6		
0	FLEMING, Akai	8-8	190:22	23.8	13-51	.255	4-18	.222	25-28	.893	8	21	29	3.6	14	0	10	19	3	2	55	6.9		
7	KELLEY III, Chas	9-0	185:01	20.6	15-36	.417	11-24	.458	2-2	1.000	3	8	11	1.2	16	0	17	4	1	2	43	4.8		
6	SYLLA, Mouhamed	3-2	24:13	8.1	4-9	.444	0-0	.000	1-2	.500	3	3	6	2.0	4	0	3	1	2	0	9	3.0		
10	REMAGEN, Davi	2-0	27:19	13.7	1-4	.250	0-1	.000	3-5	.600	0	4	4	2.0	3	0	3	1	1	3	5	2.5		
5	MARSHALL, Peyton	6-2	51:20	8.6	4-11	.364	0-1	.000	2-5	.400	3	9	12	2.0	8	0	4	12	4	2	10	1.7		
8	KIROUAC, Cole	9-0	95:32	10.6	5-10	.500	0-0	.000	0-4	.000	7	13	20	2.2	17	0	2	1	0	1	10	1.1		
Team											14	12	26					5						
Total		9	1800		225-514	.438	60-156	.385	134-189	.709	85	244	329	36.6	169	2	133	121	38	41	644	71.6		
Opponents		9	1800		243-580	.419	80-252	.317	147-206	.714	114	217	331	36.8	159	3	134	83	40	78	713	79.2		

Team Statistics

	GATECH	OPP
Scoring	644	713
Points per game	71.6	79.2
Scoring margin	-7.7	-
Field goals-att	225-514	243-580
Field goal pct	.438	.419
3 point fg-att	60-156	80-252
3-point FG pct	.385	.317
3-pt FG made per game	6.7	8.9
Free throws-att	134-189	147-206
Free throw pct	.709	.714
F-Throws made per game	14.9	16.3
Rebounds	329	331
Rebounds per game	36.6	36.8
Rebounding margin	-0.2	-
Assists	133	134
Assists per game	14.8	14.9
Turnovers	121	83
Turnovers per game	13.4	9.2
Turnover margin	-4.2	-
Assist/turnover ratio	1.1	1.6
Steals	41	78
Steals per game	4.6	8.7
Blocks	38	40
Blocks per game	4.2	4.4
Winning streak	0	-
Home win streak	0	-
Attendance	32944	38789
Home games-Avg/Game	5-6589	4-9697
Neutral site-Avg/Game	-	0-0

Team Results

Date	Opponent		Score	Att.
12/31/2025	at Duke	L	79-85	9314
01/03/2026	Boston College	W	65-53	5978
01/06/2026	Syracuse	L	72-82	6216
01/10/2026	at Miami (FL)	L	81-91	5328
01/14/2026	Pittsburgh	L	66-89	5269
01/17/2026	at NC State	W	78-74	16378
01/24/2026	Clemson	L	63-77	6781
01/27/2026	at Virginia Tech	L	65-71	7769
01/31/2026	North Carolina	L	75-91	8700

STARTING LINEUPS

Game						
N3	UMES	Sylla	Kelley	Reeves	Mustaf	Craft
N7	BRYANT	Sylla	Ndongo	Reeves	Mustaf	Craft
N10	SE LOUISIANA	Sylla	Ndongo	Reeves	Mustaf	Craft
N14	at Georgia	Sylla	Ndongo	Reeves	Mustaf	Craft
N18	GEORGIA SOUTHERN	Sylla	Ndongo	Reeves	Mustaf	Craft
N23	WEST GEORGIA	Sylla	Ndongo	Reeves	Mustaf	Craft
N28	vs. DePaul	Sylla	Ndongo	Reeves	Mustaf	Craft
N29	vs. Drake	Sylla	Ndongo	Fleming	Mustaf	Craft
D3	MISSISSIPPI STATE	Sylla	Ngondo	Reeves	Mustaf	Fleming
D6	MONMOUTH	Sylla	Washington	Reeves	Fleming	Craft
D16	MARIST	Sylla	Washington	Reeves	Fleming	Craft
D20	LAFAYETTE	Sylla	Washington	Reeves	Fleming	Craft
D28	FLORIDA A&M	Sylla	Ndongo	Reeves	Fleming	Washington
D31	at Duke	Sylla	Ndongo	Reeves	Fleming	Washington
J3	BOSTON COLLEGE	Marshall	Ndongo	Reeves	Fleming	Washington
J6	SYRACUSE	Marshall	Ndongo	Reeves	Fleming	Washington
J10	at Miami	Sylla	Ndongo	Reeves	Fleming	Washington
J14	PITTSBURGH	Ndongo	Reeves	Mustaf	Fleming	Washington
J17	at NC State	Ndongo	Reeves	Mustaf	Fleming	Washington
J24	CLEMSON	Ndongo	Reeves	Mustaf	Fleming	Washington
J27	at Virginia Tech	Ndongo	Reeves	Mustaf	Craft	Washington
J31	NORTH CAROLINA	Ngondo	Reeves	Mustaf	Fleming	Washington
F4	at California					
F7	at Stanford					
F11	WAKE FOREST					
F14	at Notre Dame					
F18	VIRGINIA					
F21	at Louisville					
F28	FLORIDA STATE					
M4	CALIFORNIA					
M7	at Clemson					

SPECIALTY STATS (GT/Opp)

Game		Paint	Off TO	2ndCh	FBreak	Bench
N3	UMES	26/20	18/13	17/10	7/0	14/40
N7	BRYANT	38/18	15/4	7/7	9/5	25/18
N10	SE LOUISIANA	34/20	23/10	14/4	8/8	27/23
N14	at Georgia	36/40	13/21	15/19	6/30	26/44
N18	GEORGIA SOUTHERN	34/22	10/11	14/17	8/4	15/32
N23	WEST GEORGIA	52/20	8/13	14/11	10/15	16/20
N28	vs. DePaul	38/26	11/10	15/11	3/19	21/25
N29	vs. Drake	36/36	2/2	11/15	4/9	24/10
D3	MISSISSIPPI STATE	26/42	13/5	11/16	5/9	9/20
D6	MONMOUTH	36/28	9/13	9/16	11/15	14/22
D16	MARIST	40/18	17/20	10/18	7/18	18/22
D20	LAFAYETTE	38/26	13/14	18/4	11/2	18/6
D28	FLORIDA A&M	50/22	15/18	12/9	14/7	30/10
D31	at Duke	26/32	18/17	0/15	9/7	25/6
J3	BOSTON COLLEGE	34/24	11/6	4/13	23/0	14/21
J6	SYRACUSE	36/38	11/12	15/19	15/10	19/18
J10	at Miami	28/24	16/18	9/11	8/10	18/9
J14	PITTSBURGH	28/38	12/17	12/16	11/21	30/39
J17	at NC State	28/22	9/20	11/9	13/14	6/20
J24	CLEMSON	20/30	10/12	8/4	7/7	17/33
J27	at Virginia Tech	38/26	7/20	8/16	8/7	4/13
J31	NORTH CAROLINA	32/44	0/18	12/20	10/16	18/26
F4	at California					
F7	at Stanford					
F11	WAKE FOREST					
F14	at Notre Dame					
F18	VIRGINIA					
F21	at Louisville					
F28	FLORIDA STATE					
M4	CALIFORNIA					
M7	at Clemson					

MISCELLANEOUS

Date	Opponent	Uniform	Who	Large	Large	Lead	GT	Opp	Game	#Players	On the Floor at the End		
		Color	Tip	Took Tip	Lead	Deficit	Ties	Changes	Led	Led	Tied	Played	
N3	UMES	White	GT	Sylla	7	9	5	11	24:22	17:29	03:09	10	Craft, Kirouac, Marshall, Reeves, Sylla
N7	BRYANT	White	GT	Sylla	36	-	-	-	39:41	-	00:19	12	Chatfield, Fleming, Kirouac, Remagen, Stores
N10	SOUTHEASTERN LA.	White	SLU	Sylla	14	11	6	5	14:43	21:00	04:17	9	Chatfield, Fleming, Mustaf, Reeves, Washington
N14	at Georgia	Gold	GT	Sylla	8	12	4	7	08:39	28:16	03:05	9	Craft, Fleming, Ndongo, Reeves, Washington
N18	GEORGIA SOUTHERN	White	GSU	Sylla	9	11	8	9	17:18	18:18	04:24	9	Ndongo, Mustaf, Reeves, Sylla, Washington
N23	WEST GEORGIA	White	GT	Sylla	18	6	6	7	24:28	12:26	03:06	9	Craft, Fleming, Ndongo, Reeves, Washington
N28	vs. DePaul	White	GT	Sylla	9	16	4	5	15:00	21:30	03:30	9	Chatfield, Craft, Fleming, Reeves, Washington
N29	vs. Drake	Navy	Drake	Sylla	3	14	4	4	02:20	34:16	03:24	9	Chatfield, Craft, Fleming, Ndongo, Washington
D3	MISSISSIPPI STATE	White	GT	Sylla	7	17	3	1	03:14	33:35	03:11	10	Chatfield, Fleming, Reeves, Sylla, Washington
D6	MONMOUTH	White	GT	Sylla	15	3	8	22	28:06	07:20	04:34	10	Craft, Mustaf, Reeves, Sylla, Washington
D16	MARIST	White	GT	Sylla	23	4	6	8	29:08	07:35	03:17	10	Craft, Fleming, Kelley, Reeves, Washington
D20	LAFAYETTE	White	GT	Sylla	14	2	4	4	35:49	00:38	03:33	9	Craft, Fleming, Kelley, Reeves, Washington
D28	FLORIDA A&M	White	GT	Sylla	34	0	0	0	39:46	00:00	00:14	11	Chatfield, Fleming, Kelley, Kirouac, Remagen
D31	at Duke	Navy	Duke	Sylla	7	7	8	9	18:08	16:23	05:29	9	Fleming, Mustaf, Ndongo, Reeves, Washington
J3	BOSTON COLLEGE	White	BC	Marshall	13	5	9	3	25:31	10:14	04:15	9	Fleming, Kirouac, Mustaf, Reeves, Washington
J6	SYRACUSE	White	SYR	Marshall	4	20	4	4	02:27	34:09	03:24	9	Craft, Fleming, Ndongo, Reeves, Washington
J10	at Miami	Navy	UM	Sylla	0	15	0	0	00:00	39:44	00:16	10	Craft, Fleming, Ndongo, Reeves, Washington
J14	PITTSBURGH	White	UP	Ndongo	2	26	0	1	00:38	38:00	01:22	10	Craft, Kelley, Kirouac, Mustaf, Remagen
J17	at NC State	Gold	NCSU	Ndongo	8	8	2	5	21:38	15:29	02:47	8	Fleming, Kelley, Mustaf, Reeves, Washington
J24	CLEMSON	White	GT	Ndongo	5	16	6	11	05:49	30:11	04:00	9	Craft, Kelley, Ndongo, Reeves, Washington
J27	at Virginia Tech	Gold	VT	Ndongo	9	15	3	3	07:24	29:36	03:00	9	Craft, Kelley, Ndongo, Reeves, Washington
J31	NORTH CAROLINA	White	UNC	Ndongo	1	21	1	2	00:26	38:22	01:12	8	Craft, Fleming, Kelley, Ndongo, Reeves
F4	at California												
F7	at Stanford												
F11	WAKE FOREST												
F14	at Notre Dame												
F18	VIRGINIA												
F21	at Louisville												
F28	FLORIDA STATE												
M4	CALIFORNIA												
M7	at Clemson												
M10	vs. TBA												

REBOUNDING GAME (GT/Opp)

Date	Opponent	Dec.	Result	Total	Margin	Offensive	Defensive	High Rebounder
N3	UMES	W	56-52	40	-1	12	28	Sylla - 15
N7	BRYANT	W	74-45	43	+6	7	36	Sylla - 11
N10	SE LOUISIANA	W	70-60	39	+9	9	30	Sylla - 10
N14	at Georgia	L	92-87	43	-6	18	25	Sylla - 8
N18	GA. SOUTHERN	W	68-66	46	+9	15	31	Sylla - 11
N23	WEST GEORGIA	W	82-66	48	+20	12	36	Ndongo - 14
N28	vs. DePaul	L	75-61	35	E	13	22	Marshall, Ndongo - 8
N29	vs. Drake	L	84-74	32	-4	10	22	Fleming, Ndongo - 7
D3	MISSISSIPPI STATE	L	85-73	42	-5	17	25	Reeves - 9
D6	MONMOUTH	W	79-67	42	+6	10	32	Sylla - 9
D16	MARIST	W	87-76	35	+9	10	25	Reeves - 10
D20	LAFAYETTE	W	95-81	39	+11	12	27	Reeves - 9
D28	FLORIDA A&M	W	89-65	46	+17	11	35	Ndongo - 11
D31	at Duke	L	85-79	28	-14	5	23	Mustaf - 7
J3	BOSTON COLLEGE	W	65-53	49	+15	11	38	Washington - 12
J6	SYRACUSE	L	82-72	34	-10	11	23	Ndongo - 9
J10	at Miami	L	91-81	32	+1	8	24	Ndongo - 7
J14	PITTSBURGH	L	89-66	35	+1	14	21	Ndongo - 8
J17	at NC State	W	78-74	43	+9	8	35	Mustaf - 10
J24	CLEMSON	L	77-63	32	-5	9	23	Ndongo - 10
J27	at Virginia Tech	L	71-65	38	+2	10	28	Mustaf - 11
J31	NORTH CAROLINA	L	91-75	38	-1	9	29	Ndongo, Washington - 7
F4	at California							
F7	at Stanford							
F11	WAKE FOREST							
F14	at Notre Dame							
F18	VIRGINIA							
F21	at Louisville							
F28	FLORIDA STATE							
M4	CALIFORNIA							
M7	at Clemson							

TEAM MISC. STATS

Most First Half Points

Georgia Tech	49	vs. Lafayette (12/20/25)	W, 95-81
Opponents	52	vs. North Carolina (1/31/26)	L, 91-75

Fewest First Half Points

Georgia Tech	21	vs. UMES (11/3/25)	W, 56-52
Opponents	18	vs. UMES (11/3/25)	W, 56-52

Largest Halftime Lead

Georgia Tech	22	vs. Florida A&M (12/28/25)	W, 89-65
Opponents	19	vs. Pittsburgh (1/14/26)	L, 89-66

Most Second Half Points

Georgia Tech	49	vs. West Georgia (11/23/25)	W, 82-66
Opponents	50	vs. DePaul (11/28/25)	L, 75-61

Fewest Second Half Points

Georgia Tech	25	vs. UMES (11/3/25)	W, 56-52
Opponents	23	vs. Bryant (11/7/25)	W, 74-45

Largest Margin of Victory

Georgia Tech	29	vs. UMES (11/3/25)	W, 56-52
Opponents	23	vs. Pittsburgh (1/14/26)	L, 89-66

Most Turnovers

Georgia Tech	22	vs. Georgia Southern (11/18/25)	W, 68-66
Opponents	20	vs. SE Louisiana (11/10/25)	W, 70-60

Fewest Turnovers

Georgia Tech	5	vs. Mississippi State (12/3/25)	L, 85-73
Opponents	2	vs. North Carolina (1/31/26)	L, 91-75

Most Steals

Georgia Tech	13	2x, last vs. Bryant (11/7/25)	W, 74-45
Opponents	13	3x, last at NC State (1/17/26)	W, 78-74

Fewest Steals

Georgia Tech	1	vs. North Carolina (1/31/26)	L, 91-75
Opponents	2	vs. Drake (11/29/25)	L, 84-74

Most Blocks

Georgia Tech	8	at Georgia (11/14/25)	L, 92-87
Opponents	9	vs. Mississippi State (12/3/25)	L, 85-73

Fewest Blocks

Georgia Tech	1	vs. Marist (12/16/25)	W, 87-76
Opponents	0	vs. Lafayette (12/20/25)	W, 95-81

Most Assists

Georgia Tech	23	vs. Florida A&M (12/28/25)	W, 89-65
Opponents	21	2x, last vs. UNC (1/31/26)	L, 91-75

2025-26 RESULTS

RECORD: 11-11 Overall (Home: 10-5; Away: 1-4; Neutral: 0-2; ACC: 2-7)

Date	Opponent	Dec.	Result	Margin	Rec.	High Scorer	High Rebounder	High Assists	Attendance
N3	UMES	W	56-52 (ot)	+4	1-0	Sylla - 14	Sylla - 15	Reeves - 4	3551
N7	BRYANT	W	74-45	+29	2-0	Reeves - 18	Sylla - 11	Mustaf - 5	4886
N10	SE LOUISIANA	W	70-60	+10	3-0	Sylla - 16	Sylla - 10	Ndongo - 5	4585
N14	at Georgia	L	92-87	-5	3-1	Craft - 17	Sylla - 8	Mustaf - 6	10,523
N18	GA. SOUTHERN	W	68-66	+2	4-1	Ndongo - 20	Sylla - 11	Mustaf, Ndongo - 4	5,128
N23	WEST GEORGIA	W	82-66	+16	5-1	Reeves - 18	Ndongo - 14	Washington - 7	4,772
N28	DePAUL	L	75-61	-14	5-2	Fleming - 13	Marshall, Ndongo - 8	Washington - 7	1,200
N29	DRAKE	L	84-74	-10	5-3	Fleming- 15	Fleming, Ndongo - 7	Washington - 6	1,500
D3	MISSISSIPPI STATE	L	85-73	-12	5-4	Reeves - 23	Reeves - 9	Washington - 5	4,589
D6	MONMOUTH	W	79-67	+12	6-4	Reeves, Wash. - 23	Sylla - 9	Washington - 6	4,595
D16	MARIST	W	87-76	+11	7-4	Reeves - 21	Reeves - 10	Washington - 10	5,674
D20	LAFAYETTE	W	95-81	+14	8-4	Three with 20	Reeves - 9	Washington - 10	4,987
D28	FLORIDA A&M	W	89-65	+24	9-4	Ndongo - 15	Ndongo - 11	Washington - 8	5,967
D31	at Duke	L	85-79	-6	9-5	Reeves - 23	Mustaf - 7	Washington - 6	9,314
J3	BOSTON COLLEGE	W	65-53	+12	10-5	Washington - 17	Washington - 12	Washington - 5	5,978
J6	SYRACUSE	L	82-72	-10	10-6	Ndongo - 20	Ndongo - 9	Washington - 7	6,216
J10	at Miami	L	91-81	-10	10-7	Reeves - 23	Ndongo - 7	Washington - 12	5,328
J14	PITTSBURGH	L	89-66	-23	10-8	Craft - 14	Ndongo - 8	Four with 3	5,269
J17	at NC State	W	78-74	+4	11-8	Reeves - 21	Mustaf - 10	Reeves, Washington - 3	16,378
J24	CLEMSON	L	77-63	-14	11-9	Reeves - 19	Ndongo - 10	Washington - 5	6,781
J27	at Virginia Tech	L	71-65	-6	11-10	Mustaf - 16	Mustaf - 11	Washington - 5	7,769
J31	NORTH CAROLINA	L	91-75	-16	11-11	Ndongo - 27	Ndongo, Washington - 7	Kelley, Ndongo - 4	8,700

POINTS-REBOUNDS-ASSISTS

Opponent	Date	Score		0 FLEMING,AK	1 WASHINGTON	2 CHATFIELD	3 MUSTAF, JAE	5 MARSHALL, P	6 SYLLA, MOUH	7 KELLEY III	8 KIROUAC, CO	10 REMAGEN, DA	11 NDONGO, BAY	12 CRAFT, KAM
UMES	11/03/2025	56-52	Wot	2-0-0	DNP	3-0-1	9-5-1	9-8-3	14-15-0	0-3-2	0-0-0	0-1-0	DNP	7-0-1
Bryant	11/07/2025	74-45	W	14-2-0	DNP	2-1-1	2-5-5	2-4-3	10-11-3	5-1-0	0-2-1	2-1-1	10-7-1	9-1-2
Southeastern La.	11/10/2025	70-60	W	12-3-1	13-6-3	2-1-1	7-3-1	DNP	16-10-0	0-0-1	DNP	DNP	8-8-5	0-1-0
at Georgia	11/14/2025	87-92	L	8-2-2	16-5-5	DNP	15-5-6	2-5-1	7-8-0	0-2-1	DNP	DNP	10-4-1	17-5-2
Ga. Southern	11/18/2025	68-66	W	10-3-3	1-6-1	DNP	8-3-4	4-4-0	12-11-0	0-0-0	DNP	DNP	20-10-4	4-1-1
West Ga.	11/23/2025	82-66	W	1-2-0	8-4-7	0-0-0	6-5-5	7-2-1	13-11-0	DNP	DNP	DNP	14-14-5	15-5-0
vs DePaul	11/28/2025	61-75	L	13-3-0	0-0-7	0-0-0	9-2-2	8-8-1	10-7-0	DNP	DNP	DNP	6-8-2	9-0-1
vs Drake	11/29/2025	74-84	L	15-7-1	11-3-6	5-2-3	5-1-4	5-2-0	5-1-1	3-2-2	DNP	DNP	14-7-3	11-3-0
Mississippi St.	12/03/2025	73-85	L	12-1-2	7-3-5	0-2-3	5-3-1	0-4-0	12-5-1	0-1-0	DNP	DNP	12-4-1	2-3-2
Monmouth	12/06/2025	79-67	W	0-6-1	23-8-6	0-0-1	9-3-2	0-0-0	13-9-0	3-1-3	2-4-1	DNP	DNP	6-3-0
Marist	12/16/2025	87-76	W	13-2-0	11-6-10	0-0-0	DNP	2-0-0	14-8-1	8-1-6	4-2-0	4-2-1	DNP	10-3-0
Lafayette	12/20/2025	95-81	W	20-5-3	20-5-10	DNP	DNP	10-4-2	8-5-1	6-3-0	2-1-0	0-0-1	DNP	9-4-3
Florida A&M	12/28/2025	89-65	W	12-2-1	10-7-8	3-0-1	9-6-4	DNP	11-8-0	14-0-3	0-1-0	2-3-0	15-11-5	2-1-0
at Duke	12/31/2025	79-85	L	9-2-4	10-2-6	DNP	11-7-2	2-4-2	8-3-2	10-1-0	2-1-0	DNP	4-4-2	DNP
Boston College	01/03/2026	65-53	W	8-5-0	17-12-5	DNP	9-5-1	0-2-0	DNP	0-1-3	2-6-2	DNP	10-8-1	3-2-0
Syracuse	01/06/2026	72-82	L	9-3-0	9-7-7	DNP	10-4-1	4-2-0	DNP	0-0-3	4-2-0	DNP	20-9-1	5-2-3
at Miami (FL)	01/10/2026	81-91	L	3-3-1	21-6-12	DNP	6-3-1	2-1-0	0-0-0	6-1-1	0-2-0	DNP	16-7-0	4-2-2
Pittsburgh	01/14/2026	66-89	L	2-3-2	5-2-3	DNP	6-2-3	2-2-0	DNP	11-0-1	0-4-0	3-4-3	12-8-0	14-4-1
at NC State	01/17/2026	78-74	W	16-7-0	18-5-3	DNP	11-10-2	DNP	DNP	3-1-1	0-3-0	DNP	6-9-2	3-0-0
Clemson	01/24/2026	63-77	L	4-3-1	10-6-5	DNP	8-1-0	DNP	1-3-1	8-2-3	2-1-0	DNP	5-10-2	6-1-2
at Virginia Tech	01/27/2026	65-71	L	DNP	12-5-5	DNP	16-11-2	0-1-2	DNP	2-3-1	0-0-0	2-0-0	14-9-0	11-4-1
North Carolina	01/31/2026	75-91	L	4-3-2	6-7-3	DNP	6-5-1	DNP	DNP	3-2-4	0-1-0	DNP	27-7-4	15-4-1

Opponent	Date	Score		14 REEVES JR.	23 STORES JR.
UMES	11/03/2025	56-52	Wot	12-4-4	DNP
Bryant	11/07/2025	74-45	W	18-1-2	0-1-0
Southeastern La.	11/10/2025	70-60	W	12-4-1	DNP
at Georgia	11/14/2025	87-92	L	12-4-0	DNP
Ga. Southern	11/18/2025	68-66	W	9-4-2	DNP
West Ga.	11/23/2025	82-66	W	18-3-2	DNP
vs DePaul	11/28/2025	61-75	L	6-2-1	DNP
vs Drake	11/29/2025	74-84	L	DNP	DNP
Mississippi St.	12/03/2025	73-85	L	23-9-1	DNP
Monmouth	12/06/2025	79-67	W	23-3-2	DNP
Marist	12/16/2025	87-76	W	21-10-3	DNP
Lafayette	12/20/2025	95-81	W	20-9-1	DNP
Florida A&M	12/28/2025	89-65	W	11-1-1	DNP
at Duke	12/31/2025	79-85	L	23-3-0	DNP
Boston College	01/03/2026	65-53	W	16-3-1	DNP
Syracuse	01/06/2026	72-82	L	11-3-1	DNP
at Miami (FL)	01/10/2026	81-91	L	23-6-1	DNP
Pittsburgh	01/14/2026	66-89	L	11-2-3	DNP
at NC State	01/17/2026	78-74	W	21-5-3	DNP
Clemson	01/24/2026	63-77	L	19-5-0	DNP
at Virginia Tech	01/27/2026	65-71	L	8-1-0	DNP
North Carolina	01/31/2026	75-91	L	14-3-1	DNP

GEORGIA TECH GAME-BY-GAME STATISTICS



2025-26 Georgia Tech Men's Basketball Team Game-by-Game All games

Page 1/1
as of Jan 31, 2026

				Total		3-Pointers		Free throws		Rebounds											
Opponent	Date	Score		FG-FGA	PCT	3FG-3FGA	PCT	FT-FTA	PCT	OFF	DEF	TOT	AVG	PF	A	TO	BLK	STL	PTS	AVG	
UMES	11/03/2025	56-52	Wot	21-60	.350	5-26	.192	9-18	.500	12	28	40	40.0	16	12	13	7	13	56	56.0	
Bryant	11/07/2025	74-45	W	29-63	.460	10-23	.435	6-10	.600	7	36	43	41.5	17	19	13	4	13	74	65.0	
Southeastern La.	11/10/2025	70-60	W	23-51	.451	5-15	.333	19-26	.731	9	30	39	40.7	15	13	20	5	6	70	66.7	
at Georgia	11/14/2025	87-92	L	30-73	.411	10-22	.455	17-28	.607	18	25	43	41.3	28	18	15	8	7	87	71.8	
Ga. Southern	11/18/2025	68-66	W	22-56	.393	4-22	.182	20-30	.667	15	31	46	42.2	14	15	22	4	9	68	71.0	
West Ga.	11/23/2025	82-66	W	33-61	.541	5-17	.294	11-19	.579	12	36	48	43.2	15	20	13	5	5	82	72.8	
vs DePaul	11/28/2025	61-75	L	24-63	.381	2-18	.111	11-14	.786	13	22	35	42.0	16	14	11	3	7	61	71.1	
vs Drake	11/29/2025	74-84	L	29-61	.475	9-22	.409	7-18	.389	10	22	32	40.8	20	20	6	2	5	74	71.5	
Mississippi St.	12/03/2025	73-85	L	26-77	.338	8-30	.267	13-20	.650	17	25	42	40.9	17	16	5	3	7	73	71.7	
Monmouth	12/06/2025	79-67	W	26-54	.481	6-15	.400	21-26	.808	10	32	42	41.0	15	16	15	6	2	79	72.4	
Marist	12/16/2025	87-76	W	33-57	.579	8-11	.727	13-17	.765	10	25	35	40.5	16	21	15	1	6	87	73.7	
Lafayette	12/20/2025	95-81	W	30-60	.500	9-16	.563	26-30	.867	12	27	39	40.3	16	21	9	3	5	95	75.5	
Florida A&M	12/28/2025	89-65	W	33-54	.611	6-11	.545	17-22	.773	11	35	46	40.8	16	23	20	6	8	89	76.5	
at Duke	12/31/2025	79-85	L	29-54	.537	10-18	.556	11-13	.846	5	23	28	39.9	25	18	17	4	8	79	76.7	
Boston College	01/03/2026	65-53	W	21-53	.396	3-13	.231	20-29	.690	11	38	49	40.5	17	13	14	3	6	65	75.9	
Syracuse	01/06/2026	72-82	L	25-64	.391	4-18	.222	18-26	.692	11	23	34	40.1	28	16	9	5	8	72	75.7	
at Miami (FL)	01/10/2026	81-91	L	26-57	.456	6-14	.429	23-27	.852	8	24	32	39.6	23	18	14	5	4	81	76.0	
Pittsburgh	01/14/2026	66-89	L	24-60	.400	8-20	.400	10-15	.667	14	21	35	39.3	10	16	15	3	3	66	75.4	
at NC State	01/17/2026	78-74	W	27-52	.519	10-22	.455	14-28	.500	8	35	43	39.5	18	11	17	2	5	78	75.6	
Clemson	01/24/2026	63-77	L	21-57	.368	9-21	.429	12-17	.706	9	23	32	39.2	15	14	9	6	4	63	75.0	
at Virginia Tech	01/27/2026	65-71	L	25-57	.439	3-17	.176	12-17	.706	10	28	38	39.1	23	11	14	6	2	65	74.5	
North Carolina	01/31/2026	75-91	L	27-60	.450	7-13	.538	14-17	.824	9	29	38	39.0	10	16	12	4	1	75	74.5	
Total		1639		584-1304	.448	147-404	.364	324-467	.694	241	618	859	39.0	390	361	298	95	134	1639	74.5	
Opponents		1627		564-1393	.405	184-607	.303	315-456	.691	260	530	790	35.9	390	319	239	90	177	1627	74.0	

Georgia Tech Averages

Games Played	Points/game	FG Pct	3FG Pct	FT Pct	Rebounds/game	Assists/game	Turnovers/game	Assist/Turnover ratio	Steals/game	Blocks/game
22	74.5	44.8	36.4	69.4	39.0	16.4	13.5	1.2	6.1	4.3

OPPONENT GAME-BY-GAME STATISTICS



2025-26 Georgia Tech Men's Basketball Opponents Game-by-Game All games

Page 1/1
as of Jan 31, 2026

				Total		3-Pointers		Free throws		Rebounds											
Opponent	Date	Score		FG-FGA	PCT	3FG-3FGA	PCT	FT-FTA	PCT	OFF	DEF	TOT	AVG	PF	A	TO	BLK	STL	PTS	AVG	
UMES	11/03/2025	56-52	Wot	20-56	.357	6-23	.261	6-11	.545	10	31	41	41.0	20	14	19	4	4	52	52.0	
Bryant	11/07/2025	74-45	W	15-60	.250	4-38	.105	11-16	.688	9	28	37	39.0	17	11	16	5	6	45	48.5	
Southeastern La.	11/10/2025	70-60	W	20-60	.333	8-25	.320	12-15	.800	9	21	30	36.0	19	11	20	2	12	60	52.3	
at Georgia	11/14/2025	87-92	L	27-67	.403	6-29	.207	32-44	.727	18	31	49	39.3	24	14	14	8	7	92	62.3	
Ga. Southern	11/18/2025	68-66	W	23-67	.343	12-37	.324	8-15	.533	15	22	37	38.8	23	11	14	3	13	66	63.0	
West Ga.	11/23/2025	82-66	W	25-64	.391	7-25	.280	9-17	.529	8	20	28	37.0	13	11	9	2	9	66	63.5	
vs DePaul	11/28/2025	61-75	L	27-56	.482	7-22	.318	14-17	.824	8	27	35	36.7	14	12	10	4	6	75	65.1	
vs Drake	11/29/2025	74-84	L	28-55	.509	8-19	.421	20-27	.741	9	27	36	36.6	15	17	6	3	2	84	67.5	
Mississippi St.	12/03/2025	73-85	L	31-61	.508	6-22	.273	17-22	.773	9	38	47	37.8	13	13	13	9	3	85	69.4	
Monmouth	12/06/2025	79-67	W	25-73	.342	7-22	.318	10-15	.667	16	20	36	37.6	20	17	6	3	8	67	69.2	
Marist	12/16/2025	87-76	W	28-62	.452	13-27	.481	7-14	.500	12	14	26	36.5	14	21	10	2	9	76	69.8	
Lafayette	12/20/2025	95-81	W	27-61	.443	11-34	.324	16-21	.762	8	20	28	35.8	22	17	8	0	7	81	70.8	
Florida A&M	12/28/2025	89-65	W	25-71	.352	9-32	.281	6-16	.375	15	14	29	35.3	17	16	11	5	13	65	70.3	
at Duke	12/31/2025	79-85	L	26-64	.406	9-32	.281	24-35	.686	21	21	42	35.8	15	10	12	2	11	85	71.4	
Boston College	01/03/2026	65-53	W	18-66	.273	4-29	.138	13-20	.650	14	20	34	35.7	20	6	10	4	5	53	70.1	
Syracuse	01/06/2026	72-82	L	26-61	.426	7-19	.368	23-31	.742	14	30	44	36.2	19	15	15	7	5	82	70.9	
at Miami (FL)	01/10/2026	81-91	L	30-58	.517	10-25	.400	21-32	.656	8	23	31	35.9	23	20	8	2	11	91	72.1	
Pittsburgh	01/14/2026	66-89	L	34-64	.531	11-26	.423	10-12	.833	11	23	34	35.8	18	19	9	4	12	89	73.0	
at NC State	01/17/2026	78-74	W	23-62	.371	12-33	.364	16-25	.640	9	25	34	35.7	19	18	9	6	13	74	73.1	
Clemson	01/24/2026	63-77	L	28-61	.459	11-28	.393	10-13	.769	9	28	37	35.8	16	14	10	6	5	77	73.3	
at Virginia Tech	01/27/2026	65-71	L	22-65	.338	8-29	.276	19-26	.731	14	22	36	35.8	18	11	8	4	6	71	73.1	
North Carolina	01/31/2026	75-91	L	36-79	.456	8-31	.258	11-12	.917	14	25	39	35.9	11	21	2	5	10	91	74.0	
Total		1627		564-1393	.405	184-607	.303	315-456	.691	260	530	790	35.9	390	319	239	90	177	1627	74.0	
Georgia Tech		1639		584-1304	.448	147-404	.364	324-467	.694	241	618	859	39.0	390	361	298	95	134	1639	74.5	

Opponents Averages

Games Played	Points/game	FG Pct	3FG Pct	FT Pct	Rebounds/game	Assists/game	Turnovers/game	Assist/Turnover ratio	Steals/game	Blocks/game
22	74.0	40.5	30.3	69.1	35.9	14.5	10.9	1.3	8.0	4.1

BOX SCORES (GAMES 1-4)



Official Basketball Box Score - Final
UMES at Georgia Tech
11/07/25 McCamish Pavilion, Atlanta
Georgia Tech vs. UMES

Game Time: 7:30 PM
Game Duration: 2:23
Attendance: 3,551

Officials: Ron Groover, Italo Araujo, Connor Penn

UMES - 52

Record: 0-1

NO.	Name	Min	FG		3P		FT		Rebounds		Fouls		TP	AS	TO	ST	Blocks		+/-
			M	A	M	A	M	A	OR	DR	TOT	PF					FD	BS	
1	Zion Obanla	F 18:24	2-4	0-0	0-1	1	2	3	3	1	4	0	1	1	0	0	0	-10	1 st FG% 6-25 24.0% 3PT% 1-3 23.1% FT% 3-5 80.0% 2 nd FG% 1-3 25.0% 3PT% 3-9 33.3% FT% 1-4 25.0%
22	Maurice Vassell	F 09:15	1-1	0-0	0-0	1	1	2	2	0	2	1	0	1	1	0	0	-7	
24	Levi Beckwith	F 17:29	1-3	0-0	0-1	1	2	3	1	0	0	0	0	0	0	0	0	-1	
0	Jaden Cooper	G 18:24	1-4	1-2	0-0	0	3	3	1	0	3	1	0	0	0	1	-5		
4	Michael Teal	G 13:00	0-3	0-2	0-0	0	1	1	1	0	0	1	4	0	0	2	-5		
35	Christopher Flippin	23:35	1-6	0-0	1-2	2	2	4	2	4	3	2	1	0	2	2	-12	OT FG% 2-7 28.6% 3PT% 0-1 0.0% FT% 2-2 100.0%	
23	Trey Hall	22:58	0-3	0-3	0-0	0	2	2	0	1	0	1	5	0	0	0	-3		
3	Trey Brown	16:25	1-6	1-1	2-2	1	3	4	0	3	5	2	1	0	0	0	8	GM FG% 20-56 35.7% 3PT% 6-23 26.1% FT% 6-11 54.5% Dead Ball Rebounds: 3	
5	Dorion Staples	25:05	2-7	0-3	1-3	0	6	6	5	3	5	4	1	0	0	1	9		
12	Justin Mondon	29:46	4-10	0-5	2-3	0	4	4	2	2	10	1	2	1	0	1	-4		
14	Joseph Locandro	19:27	7-8	3-3	0-0	1	4	5	0	1	17	0	3	1	1	0	-2		
11	Javoy Thompson	11:02	0-1	0-1	0-0	0	0	0	0	1	0	0	0	0	0	0	-2		
Team									4 2 6 6										
Totals			20:56 6-23		6-11		10 31 41		20 16 52		14 19 4		4 7 7		4				

Major Fouls: NONE

Shooting By Period	1st FG%	2nd FG%	3rd FG%	OT FG%	GM FG%
1st FG%	6-25 24.0%				
2nd FG%	3-13 23.1%				
3rd FG%	3-5 60%				
OT FG%	12-24 50.0%				
GM FG%	3-9 33.3%				
FT%	1-4 25%				
OT FT%	2-7 28.6%				
3PT%	0-1 0.0%				
FT%	2-2 100%				
GM FT%	20-56 35.7%				
3PT%	6-23 26.1%				
FT%	6-11 54.5%				

Dead Ball Rebounds: 3, 0

Georgia Tech - 56

Record: 1-0

NO.	Name	Min	FG M/A	3P M/A	FT M/A	Rebounds		Fouls PF/FD	TP	AS	TO	ST	Blocks		BS/B+	Shooting By Period			
						OR	DR						TOT	BS		B+	1st FG	2nd FG	3rd FG
14	Kowacice Reeves Jr.	F 41:42	5-15	2-10	0-1	0	4	4	2	2	12	4	0	3	2	1	4	37.5%	
6	Mouhamed Sylla	C 33:45	6-11	0-1	2-6	3	12	15	3	5	14	0	6	3	2	1	8	22.2%	
3	Jaeden Mustaf	G 34:01	3-7	1-1	2-5	2	3	5	1	5	9	1	1	1	0	0	3	33.3%	
7	Chas Kelley III	G 21:12	0-4	0-3	0-0	1	2	3	0	1	0	2	2	0	0	1	-1	0%	
12	Kam Craft	G 37:26	3-7	1-4	0-0	0	0	0	0	1	7	1	0	3	0	1	7	62.5%	
0	Akai Fleming	12:01	1-7	0-3	0-0	0	0	0	0	0	2	0	0	0	1	1	0	0%	
10	Davi Remagen	04:42	0-2	0-1	0-0	0	1	1	1	0	0	0	0	0	0	0	1	0%	
5	Peyton Marshall	25:41	2-4	0-0	5-6	3	5	8	5	4	9	3	2	2	0	0	2	33.3%	
8	Cole Krouac	02:47	0-0	0-0	0-0	0	0	0	1	2	0	0	2	0	1	0	0	0%	
2	Eric Chatfield Jr.	11:43	1-3	1-3	0-0	0	0	0	3	0	3	1	0	1	0	0	-6	15.0%	
Team						3	1	4	0	0	13	7	4	4				50.0%	
Totals						21-60	5-26	9-18	12	28	40	16	20	56	12	13	7	4	4
Dead Ball Rebounds: 5																			

Major Fouls: NONE

Shooting By Period	1st FG%	2nd FG%	3rd FG%	OT FG%	GM FG%
1st FG%	9-24 37.5%				
2nd FG%	2-9 22.2%				
3rd FG%	1-6 16.7%				
OT FG%	9-29 31.0%				
GM FG%	3-7 42.9%				
FT%	2-14 14.3%				
FT%	5-8 62.5%				
OT FT%	3-7 42.9%				
3PT%	1-3 33.3%				
FT%	3-4 75%				
GM FT%	21-60 35.0%				
3PT%	5-26 19.2%				
FT%	9-18 50.0%				

Dead Ball Rebounds: 5, 0

UMES	GT
Biggest lead	9 (2 nd 14:13) 7 (1 st 2:23)
Best Scoring Run	16 (2 nd 14:13) 7 (1 st 17:03)
Lead Changes	11
Times Tied	5
Time with Lead	17:29 24:22

Points from Turnovers	UMES	GT
Paint	20	26
Second Chance	10	17
Fast Breaks	0	7
Bench	40	14

Period by Period Scoring				
	1st	2nd	OT1	TOT
UMES	18	28	6	52
GT	21	25	10	56



Official Basketball Box Score - Final
Bryant at Georgia Tech
11/07/25 McCamish Pavilion, Atlanta
Georgia Tech vs. Bryant

Game Time: 7:30 PM
Game Duration: 1:57
Attendance: 4,366

Officials: Tony Henderson, Jamel Spearman, Anthony Exles

Bryant - 45

Record: 0-2

Player #		Min	FG M-A	3P M-A	FT M-A	Rebounds OR DR TOT	Fouls PF FO	TP	AS	TO	ST	Blocks BS BA	+/-
Shooting By Period													
1st FG% 8-31 25.8%													
3PT% 2-18 11.1%													
FT% 4-5 80%													
2nd FG% 7-29 24.1%													
3PT% 2-20 10.0%													
FT% 1-11 63.6%													
3rd FG% 15-60 25.0%													
3PT% 4-38 10.5%													
FT% 11-16 68.8%													
Dead Ball Rebounds: 4-0													
Team						1 2 3 0	0 0						
Totals			15-60	4-38	11-16	9 28 37	17 17	45	11	16	6	5 4	-29

Major Fouls: NONE

Shooting By Period	1st FG%	2nd FG%	3rd FG%	OT FG%	GM FG%
1st FG%	8-31 25.8%				
2nd FG%	2-18 11.1%				
3rd FG%	7-16 43.8%				
OT FG%	4-5 80%				
GM FG%	7-29 24.1%				
FT%	7-20 35.0%				
FT%	15-60 25.0%				
3PT%	4-38 10.5%				
FT%	11-16 68.8%				

Dead Ball Rebounds: 4, 0

Georgia Tech - 74

Record: 2-0

NO.	Name	Min	FG		3P		FT		Rebounds		Fouls		TP	AS	TO	ST	Blocks		+/-	Shooting By Period			
			M	A	M	A	M	A	OR	DR	OT	PF					FF	BS		BA	1st	2nd	3rd
11	Baye Ndongo	F 20:39	4	7	1	1	1	2	1	6	7	2	4	10	1	0	2	0	1	25	3PT%	7-16	43.8%
14	Kowacie Reeves Jr.	F 23:48	7	13	3	6	1	1	1	1	1	1	18	2	1	0	0	1	31	FT%	6-10	60%	
6	Mouhamed Sylla	C 30:33	5	9	0	0	0	0	3	8	11	1	2	10	3	1	4	2	26	2nd FG%	16-34	47.1%	
3	Jaeden Mustaf	G 15:46	1	4	0	0	0	1	4	5	1	1	2	5	1	2	0	28	3PT%	3-7	42.9%		
12	Kam Craft	G 20:00	3	9	3	8	0	0	1	1	0	0	9	2	1	0	0	22	FT%	0-0	0%		
0	Akai Fleming	21:08	4	8	2	3	4	6	0	2	2	2	14	0	3	2	0	9	GM FG%	29-63	46.0%		
7	Chas Kelley III	13:55	2	3	1	2	0	0	1	1	1	1	5	0	0	3	0	3	1ST FG%	10-23	43.5%		
5	Peyton Marshall	17:29	1	1	0	0	0	1	4	4	3	2	3	1	0	0	0	13	FT%	6-10	60.0%		
10	Davi Remagen	12:32	1	4	0	2	0	0	1	0	1	2	2	1	0	2	0	-2	Dead Ball Rebounds: 3.1				
2	Eric Chatfield Jr	11:46	1	2	0	0	0	1	0	1	1	3	1	2	1	2	0	-2					
8	Cole Kirovac	07:50	0	1	0	0	0	0	2	2	0	0	0	1	0	0	0	-4					
23	Brandon Stores Jr.	04:34	0	2	0	0	0	0	1	1	1	0	0	0	0	0	0	1	-4				
Team									1	5	6	0	0	0	0	1	1						
Totals					29	63	10	23	6	10	7	17	17	74	19	13	4	5	29				

Major Fouls: NONE

BRYANT	GT
Biggest lead	0 (1 st 20:00) 36 (2 nd 9:24)
Best Scoring Run	6 (2 nd 0:35) 13 (2 nd 16:51)
Lead Changes	0
Times Tied	0
Time with Lead	00:00 39:41

Points from Turnovers	BRYANT	GT
Paint	18	38
Second Chance	7	7
Fast Breaks	5	9
Bench	18	25

Period by Period Scoring	1st	2nd	TOT
BRYANT	22	23	45
GT	39	35	74



Official Basketball Box Score - Final
Southeastern L.A. at Georgia Tech
11/10/25 McCamish Pavilion, Atlanta
Georgia Tech vs. SLU

Game Time: 9:00 PM
Game Duration: 2:14
Attendance: 4,585

Officials: Roger Ayers, Brian O'Connell, Clare Aubry

Southeastern L.A. - 60

Record: 0-3

NO. Name	Min	FG		3P		FT		Rebounds		Fouls		TP	AS	TO	ST	Blocks		+/-	Shooting By Period		
		M	A	M	A	M	A	OR	DR	TOT	PF					FD	BS		BA	1 st FG%	9-27
0 Jeremy Elzyee	F 29:50	4-11	0-2	2-2	1	3	4	3	3	10	3	4	3	0	2	5			3PT%	4-11	36.8%
23 Isaiah Gaines	F 27:21	5-9	0-1	2-3	3	3	6	3	2	12	0	1	1	0	0	9			3PT%	9-13	80.6%
3 Ethan Pickett	G 22:42	1-4	0-1	0-0	0	3	3	2	1	2	0	3	1	0	1	0		2 nd FG%	1-13	33.3%	
4 C.J. Booker	G 23:35	1-8	1-3	0-0	0	1	1	0	1	3	2	0	2	0	1	0			3PT%	4-22	33.3%
10 Jaden Lawrence	G 23:59	2-4	2-3	4-5	1	4	5	1	2	10	1	0	2	0	1	-6			3PT%	3-4	75.0%
1 Makhi Myles	12:39	1-3	0-2	0-1	0	2	2	3	1	2	0	3	0	1	0	-13		GMFG%	2-6/3	33.3%	
5 Kyle Edison	12:26	1-3	0-1	1-1	1	0	1	4	2	3	2	1	1	0	0	-5			3PT%	8-25	32.0%
6 Ubong Abasi Etim	09:53	0-0	0-0	0-0	1	1	2	0	0	0	1	0	0	0	0	-16			FT%	12-15	80.0%
7 Seth Jones	20:26	3-12	3-9	0-0	2	3	5	1	0	9	1	3	2	1	0	-14					
2 Jalen Forrest	15:51	2-6	2-3	3-3	0	1	1	2	3	9	1	1	0	0	0	-7					
12 Ahmed Essahaty	01:18	0-0	0-0	0-0	0	0	0	0	0	0	0	0	0	0	0	-3			Dead Ball Rebounds:	4-0	0.0%
Team					0	0	0	0	0	0	0	4									
Totals		20-60	8-25	12-15	9	21	30	19	15	60	11	20	12	2	5	-10					

Major Fouls: NONE

Shooting By Period	1st FG%	2nd FG%	3rd FG%	OT FG%	GM FG%
1st FG%	9-27 33.3%				
2nd FG%	4-13 30.8%				
3rd FG%	11-33 33.3%				
FT%	3-4 75%				
GM FT%	20-60 33.3%				
3PT%	8-25 32.0%				
FT%	12-15 80.0%				

Dead Ball Rebounds: 4, 0

Georgia Tech - 70

Record: 3-0

Shooting By Period													
NO. Name	Min	FG M-A	3P M-A	FT M-A	Rebounds OR DR TOT	Fouls PF FD	TP	AS	TO	ST	Blocks BS BA	+/-	
11 Baye Ndongo	F 23:39	3-5	0-0	2-2	4	4	8	1	6	2	2	3	-1
14 Kwacina Reeves Jr.	F 33:27	2-7	1-3	7-8	0	4	4	2	5	12	1	5	2
6 Mohamed Sylla	C 37:28	8-12	0-0	0-2	1	9	10	3	5	16	0	0	1
3 Jaeden Mustie	G 24:24	2-4	1-2	2-4	1	2	3	1	2	7	1	4	1
12 Kam Craft	G 08:39	0-5	0-3	0-4	0	0	2	0	0	0	0	0	-4
9 Akai Fleming	G 20:41	3-5	0-3	5-6	0	3	3	1	2	3	1	2	0
1 Lamar Washington	T 27:41	4-9	0-3	0-4	0	6	6	2	2	13	3	0	1
7 Chas Kelley III	03:30	0-0	0-0	0-0	0	0	0	0	1	1	0	1	0
2 Eric Chatfield Jr	16:23	1-4	0-2	0-0	0	1	1	0	1	2	1	0	0
Team					2	1	3	0	0	0	2		
Totals		23:51	5-15	19-26	9	30	39	15	19	70	13	20	6
Dead Ball Rebounds: 5, 0													
1st FG% 11-24 45.8%													
3PT% 2-6 33.3%													
FT% 5-7 71.4%													
2ndFG% 13-27 44.4%													
3PT% 3-9 33.3%													
FT% 14-19 73.7%													
GMFG% 25-51 49.0%													
3PT% 5-15 33.3%													
FT% 19-26 73.1%													

BOX SCORES (GAMES 5-8)



Official Basketball Box Score - Final
Ga. Southern at Georgia Tech
11/18/25 McCamish Pavilion, Atlanta
Georgia Tech vs. Georgia Southern

Game Time: 7:30 PM
Game Duration: 2:14
Attendance: 5,128

Officials: AJ Desai, Trey Styrans, Chase Shaw

Ga. Southern - 66

Record: 3-2

NO. Name	Min	FG M-A	3P M-A	FT M-A	Rebounds OR DR TOT	Fouls PF FF	TP	AS	TO	ST	Blocks BS BA	+/-
11 Shainen Carter	F 19:51	2-5	0-0	0-0	3 0 3	3 2	4	0	2	1	1 2	7
13 Alden Applegate	F 30:02	4-8	2-6	1-2	5 6 11	1 2	11	3	2	1	0 1	-3
1 Dwayne Williams Jr.	G 08:40	0-4	0-3	0-0	0 0 0	1 0	0	0	0	1	0 0	1
12 Tyren Moore	G 24:42	3-8	3-8	1-2	0 0 0	4 2	10	1	0	4	0 0	-9
21 Tavarus Webb	G 26:29	3-10	2-6	1-2	0 3 3	3 2	9	4	3	1	0 1	-6
5 Nakaveon White	27:32	3-13	2-6	2-3	1 5 6	2 2	10	3	4	2	1 0	7
9 Jefferson Koulibaly	14:41	0-2	0-0	0-0	1 0 1	2 0	0	0	0	1	0 0	-3
3 Khamir Dunn	18:22	4-11	3-7	2-2	1 2 3	3 2	13	0	3	1	0 0	4
24 Andres Burney	18:14	4-5	0-0	1-4	4 2 6	3 2	9	0	0	1	1 0	-5
7 Tsvet Sotirov	09:27	0-1	0-1	0-0	0 0 0	1 0	0	0	0	0	0 0	-3
Team					0 4 4	0	0	0	0	0	0 0	
Totals		23-67	12-37	8-15	15 22 37	23 14	66	11	14	13	3 4	-2

Major Fouls: NONE

Shooting By Period
1 st FG% 14-35 40.0%
3PT% 5-16 31.3%
FT% 4-7 57.1%
2 nd FG% 9-32 28.1%
3PT% 7-21 33.3%
FT% 4-8 50%
GM FG% 23-67 34.3%
3PT% 12-37 32.4%
FT% 8-15 53.3%

Dead Ball Rebounds: 5, 0



Official Basketball Box Score - Final
West Ga. at Georgia Tech
11/23/25 McCamish Pavilion, Atlanta
Georgia Tech vs. West Georgia

Game Time: 2:00 PM
Game Duration: 1:52
Attendance: 4,772

Officials: Ron Groover, Kelen Milner, Connor Piers

West Ga. - 66

Record: 4-3

NO. Name	Min	FG M-A	3P M-A	FT M-A	Rebounds OR DR TOT	Fouls PF FF	TP	AS	TO	ST	Blocks BS BA	+/-
4 Shelton Williams-Dryden	F 36:35	9-16	1-4	2-6	4 5 9	0 5	21	2	1	5	0 0	-16
11 Kolten Griffin	F 30:08	1-3	0-1	0-0	0 1 1	2 1	2	1	1	1	0 0	-15
22 Kenneth Chime	F 14:58	1-2	0-0	1-2	1 5 6	2 2	3	0	2	0	1 1	-9
2 Chas Lawless	G 25:53	3-10	1-7	0-0	0 0 0	1 1	7	2	0	1	0 0	-16
10 Josh Smith	G 34:30	5-16	1-7	2-5	1 3 4	2 3	13	4	2	0	1 1	-17
5 Ja'Var Daniel	25:02	0-7	0-0	4-4	1 3 4	4 2	4	0	0	0	2 3	-7
23 Malcolm Noel	14:07	5-6	3-4	0-0	0 1 1	0 0	13	1	2	1	0 0	0
3 Xavier Shogov	12:47	1-3	1-1	0-0	0 0 0	2 1	3	1	1	1	0 0	-1
1 Brady Hardewig	03:47	0-0	0-0	0-0	0 1 1	0 0	0	0	0	0	0 0	4
12 Eric Baldassarre	02:13	0-1	0-1	0-0	0 0 0	0 0	0	0	0	0	0 0	-3
Team					1 2 0	0	0	0	0	0	0 0	
Totals		25-64	7-25	9-17	8 20 28	13 15	66	11	9	9	2 5	-16

Major Fouls: NONE

Shooting By Period
1 st FG% 13-35 37.1%
3PT% 6-17 35.3%
FT% 2-3 66.7%
2 nd FG% 12-29 41.4%
3PT% 1-8 12.5%
FT% 7-14 50%
GM FG% 25-64 39.1%
3PT% 7-25 28.0%
FT% 9-17 52.9%

Dead Ball Rebounds: 3, 0

Georgia Tech - 68

Record: 4-1

NO. Name	Min	FG M-A	3P M-A	FT M-A	Rebounds OR DR TOT	Fouls PF FF	TP	AS	TO	ST	Blocks BS BA	+/-
11 Baye Ndongo	F 31:02	7-14	0-2	6-7	4 6 10	1 6	20	4	2	2	1 1	-10
14 Kowacie Reeves Jr.	F 34:54	3-9	2-5	1-2	3 1 4	2 2	9	2	2	0	0 0	3
6 Mouhamed Sylla	C 26:18	4-4	1-1	3-6	4 7 11	2 4	12	0	3	1	1 0	7
3 Jaeden Mustaf	G 30:29	1-8	0-4	6-8	0 3 3	2 5	8	4	3	2	0 1	7
12 Kam Craft	G 08:37	2-6	0-3	0-0	1 1 0	0 0	4	1	0	0	1 1	-6
0 Akai Fleming	29:51	3-9	1-5	3-5	1 2 3	1 3	10	3	2	0	0 0	8
1 Lamar Washington	24:50	0-4	0-2	1-2	0 6 6	4 2	1	1	4	2	0 0	7
5 Peyton Marshall	11:05	2-2	0-0	0-0	0 4 4	1 1	4	0	3	0	1 0	-3
7 Chas Kelley III	02:54	0-0	0-0	0-0	0 0 0	1 0	0	1	0	0	0 0	-3
Team					3 1 4	0	0	2				
Totals		22-56	4-22	20-30	15 31 46	14 23	68	15	22	9	4 3	2

Major Fouls: NONE

Shooting By Period
1 st FG% 10-26 38.5%
3PT% 3-11 27.3%
FT% 13-17 76.5%
2 nd FG% 12-30 40.0%
3PT% 1-11 9.1%
FT% 7-13 53.8%
GM FG% 22-56 39.3%
3PT% 4-22 18.2%
FT% 20-30 66.7%

Dead Ball Rebounds: 7, 0

	GSU	GT
Biggest lead	11 (1 st 11:23)	9 (2 nd 8:34)
Best Scoring Run	8 (1 st 11:23)	13 (1 st 6:06)
Lead Changes	9	
Times Tied	8	
Time with Lead	18:18	17:18

Major Points from

Points from	GSU	GT
Turnovers	11	10
Paint	22	34
Second Chance	17	14
Fast Breaks	4	8
Bench	32	15

Period by Period Scoring

	1st	2nd	TOT
GSU	37	29	66
GT	36	32	68

Georgia Tech - 82

Record: 5-1

NO. Name	Min	FG M-A	3P M-A	FT M-A	Rebounds OR DR TOT	Fouls PF FF	TP	AS	TO	ST	Blocks BS BA	+/-
11 Baye Ndongo	F 31:02	7-10	0-1	0-0	5 9 14	1 1	14	5	1	0	1 0	16
14 Kowacie Reeves Jr.	F 30:51	7-11	4-7	0-0	0 3 3	2 0	18	2	2	1	1 0	21
6 Mouhamed Sylla	C 29:18	5-8	0-0	3-5	2 9 11	4 4	13	0	1	2	1 0	17
3 Jaeden Mustaf	G 22:08	3-5	0-0	0-0	0 5 5	3 1	6	5	3	0	1 0	15
12 Kam Craft	G 33:05	6-13	1-5	2-4	3 2 5	1 2	15	0	0	1	0 0	8
0 Akai Fleming	17:00	0-5	0-2	1-2	0 2 2	0 1	1	0	1	0	0 0	-1
1 Lamar Washington	23:23	3-5	0-1	2-2	0 4 4	2 1	8	7	1	1	0 1	11
2 Eric Chatfield Jr	03:27	0-1	0-1	0-0	0 0 0	0 0	0	0	0	0	0 0	-6
5 Peyton Marshall	09:46	2-3	0-0	3-6	0 2 2	2 3	7	1	3	0	1 1	-1
Team					2 0 2	0	0	0				
Totals		33-61	5-17	11-19	12 36 48	15 13	82	20	13	5	2 16	

Major Fouls: Marshall (F1) 2nd 9:32

	UWG	GT
Biggest lead	6 (1 st 18:55)	18 (2 nd 1:07)
Best Scoring Run	6 (1 st 18:55)	6 (1 st 15:09)
Lead Changes	7	
Times Tied	6	
Time with Lead	12:26	24:28

Points from	UWG	GT
Turnovers	13	8
Paint	20	52
Second Chance	11	14
Fast Breaks	15	10
Bench	20	16

Period by Period Scoring			
	1st	2nd	TOT
UWG	34	32	66
GT	33	49	82



Official Basketball Box Score - Final
DePaul at Georgia Tech
11/28/25 Rader Arena, Norfolk
2025-26 Men's Basketball

Game Time: 6:00 PM
Game Duration: 2:05
Attendance: 1,200

Officials: John Gaffney, Tony Henderson, Pat Anderson

DePaul - 75

Record: 5-2

NO. Name	Min	FG M-A	3P M-A	FT M-A	Rebounds OR DR TOT	Fouls PF FF	TP	AS	TO	ST	Blocks BS BA	+/-
21 Theo Pierre-Justin	F 15:19	0-7	0-6	0-0	0 3 3	3 0	0	0	0	0	0 0	-4
35 N.J. Benson	F 28:25	4-5	0-0	1-2	6 3 9	1 2	9	1	1	1	1 8	
0 Brandon MacIn	G 27:10	6-12	2-5	2-2	0 4 4	1 1	16	3	1	1	1 1	24
2 Layden Blocker	G 35:33	5-9	1-3	7-7	1 3 4	1 5	18	4	2	0	0 0	5
11 CJ Gunn	G 24:23	3-7	0-1	1-2	1 1 2	1 4	7	0	0	1	0 0	7
1 Kaleb Banks	18:34	2-5	2-3	1-2	0 0 0	4 1	7	1	2	1	1 1	15
15 Fabian Flores	11:35	1-1	0-0	0-0	0 2 2	0 0	2	0	0	1	1 0	6
22 Kruz McClure	17:09	3-5	1-3	0-0	0 4 4	2 1	7	2	2	1	0 0	-5
5 RJ Smith	22:06	3-5	1-1	2-2	0 5 5	1 2	9	1	0	1	0 0	19
32 Jeremy Lorenz	01:46	0-0	0-0	0-0	0 0 0	0 0	0	1	0	0	0 0	-5
Team					0 2 2	0	0	0				
Totals		27-56	7-22	14-17	8 27 35	14 16	75	12	10	6	4 3	14

Major Fouls: NONE

Shooting By Period
1 st FG% 9-26 34.6%
3PT% 3-12 25.0%
FT% 4-6 66.7%
2 nd FG% 18-30 60.0%
3PT% 4-10 40.0%
FT% 10-11 90.9%
GM FG% 27-56 48.2%
3PT% 7-22 31.8%
FT% 14-17 82.4%

Dead Ball Rebounds: 2, 0

Georgia Tech - 61

Record: 5-2

NO. Name	Min	FG M-A	3P M-A	FT M-A	Rebounds OR DR TOT	Fouls PF FF	TP	AS	TO	ST	Blocks BS BA	+/-
11 Baye Ndongo	F 32:08	2-3	0-0	2-2	5 3 8	2 6	6	2	3	1	1 0	-12
14 Kowacie Reeves Jr.	F 16:51	2-9	0-4	2-2	1 1 2	2 1	6	1	0	0	0 0	-12
6 Mouhamed Sylla	C 24:04	5-7	0-0	0-0	2 5 7	0 1	10	0	1	2	1 1	-9
3 Jaeden Mustaf	G 27:26	4-10	1-2	0-0	0 2 2	4 0	9	2	0	0	0 0	-2
12 Kam Craft	G 25:57	4-11	1-5	0-0	0 0 0	1 1	9	1	0	0	1 1	-11
1 Lamar Washington	25:48	0-6	0-3	0-0	0 0 0	3 0	0	7	3	2	0 2	-3
0 Akai Fleming	26:13	4-11	0-2	5-8	1 2 3	1 4	13	0	1	2	0 0	-13
5 Peyton Marshall	17:08	3-4	0-0	2-2	2 6 8	3 1	8	1	2	0	1 0	0
2 Eric Chatfield Jr	04:27	0-2	0-2	0-0	0 0 0	0 0	0	0	0	0	0 0	-8
Team					2 3 5	0	0	1				
Totals		24-63	2-18	11-14	13 22 35	16 14	61	14	11	7	3 4	-14

Major Fouls: NONE

Shooting By Period
1 st FG% 13-31 41.9%
3PT% 2-10 20.0%
FT% 4-6 66.7%
2 nd FG% 11-32 34.4%
3PT% 0-8 0.0%
FT% 7-8 87.5%
GM FG% 24-63 38.1%
3PT% 2-18 11.1%
FT% 11-14 78.6%

Dead Ball Rebounds: 2, 0

	DEP	UGT
Biggest lead	16 (2 nd 0:43)	9 (2 nd 17:42)
Best Scoring Run	8 (1 st 10:30)	10 (1 st 1:18)
Lead Changes	5	
Times Tied	4	
Time with Lead	21:30	15:00

Points from	DEP	UGT
Turnovers	10	11
Paint	36	38
Second Chance	11	15
Fast Breaks	19	3
Bench	25	21

Period by Period Scoring
1st

BOX SCORES (GAMES 9-12)



Official Basketball Box Score - Final
Mississippi St. at Georgia Tech
12/02/25 McCamish Pavilion, Atlanta
2025-26 Men's Basketball

Game Time: 9:15 PM
Game Duration: 2:04
Attendance: 4,959

Officials: Roger Ayers, Bert Smith, Clarence Armstrong

Mississippi St. - 85

Record: 4-4

NO. Name	Min	FG M-A	3P M-A	FT M-A	Rebounds OR DR TOT	Fouls PF FD	TP	AS	TO	ST	Blocks BS BA	+/-
0 Jamaron Davis-Fleming	F 25:44	5-5	0-0	1-1	3 2 5	0 2	11	1	1	0	1 0	0
4 Brandon Walker	F 16:34	4-10	1-4	2-3	3 4 7	2 2	11	2	2	0	1 1	8
2 Ja'Borri McChiee	G 21:15	2-5	0-2	0-0	0 7 7	2 0	4	1	1	0	0 0	6
10 Jayden Epps	G 29:54	4-9	1-4	5-7	0 2 2	2 5	14	1	5	0	2 0	1
12 Josh Hubbard	G 32:39	8-14	2-6	7-7	0 4 4	0 5	25	5	2	1	0 0	11
5 Shawn Jones Jr.	32:42	3-6	1-2	2-4	1 4 5	2 3	9	2	1	2	1 2	11
15 Quincy Ballard	27:19	4-8	0-0	0-0	2 5 7	4 0	8	1	1	0	3 0	11
99 Achor Achor	08:44	1-4	1-4	0-0	0 3 3	0 0	3	0	0	0	1 0	5
11 Sergej Macura	05:09	0-0	0-0	0-0	0 2 2	1 0	0	0	0	0	0 0	7
Team					0 5 5	0 0						
Totals		31-61	6-22	17-22	9 38 47	13 17	85	13	13	3	9 3	12

Major Fouls: NONE

Shooting By Period	1st FG%	2nd FG%	3rd FG%	4th FG%	5th FG%
1st FG%	15-34	44.1%			
3PT%	3-16	18.8%			
FT%	4-5	80%			
2nd FG%	16-27	59.3%			
3PT%	3-6	50.0%			
FT%	13-17	76.5%			
GM FG%	31-61	50.8%			
3PT%	6-22	27.3%			
FT%	17-22	77.3%			
Dead Ball Rebounds:	1 0				

Georgia Tech - 73

Record: 5-4

NO. Name	Min	FG M-A	3P M-A	FT M-A	Rebounds OR DR TOT	Fouls PF FD	TP	AS	TO	ST	Blocks BS BA	+/-
11 Baye Ndongo	F 22:16	4-8	1-2	3-3	1 3 4	1 2	12	1	1	0	0 3	0
14 Kowaciev Reeves Jr.	F 34:03	8-20	7-14	0-0	2 7 9	3 1	23	1	6	1	1 -8	
6 Mouhamed Sylla	C 25:41	5-7	0-1	2-5	3 2 5	2 3	12	1	0	0	1 -8	
0 Akai Fleming	G 26:24	3-13	0-5	6-6	0 1 1	1 3	12	2	0	0	1 -13	
3 Jaeden Mustaf	G 17:36	2-9	0-3	1-2	3 0 3	2 1	5	1	0	0	1 -16	
1 Lamar Washington	27:07	3-6	0-0	1-2	0 3 3	3 1	7	5	2	0	0 1	
12 Kam Craft	14:59	1-7	0-2	0-0	2 1 3	0 0	2	2	0	0	1 -5	
5 Peyton Marshall	10:03	0-2	0-1	0-2	0 4 4	0 2	0	0	0	0	1 -8	
7 Chas Kelley III	03:29	0-1	0-1	0-0	0 1 1	1 0	0	0	1	0	0 -5	
2 Eric Chatfield Jr	18:23	0-4	0-1	0-0	1 1 2	4 0	0	3	0	1	0 1	2
Team					5 2 7	0 0						
Totals		26-77	8-30	13-20	17 25 42	17 13	73	16	5	7	3 9	-12

Major Fouls: NONE

Shooting By Period	1st FG%	2nd FG%	3rd FG%	4th FG%	5th FG%
1st FG%	11-39	28.2%			
3PT%	4-17	23.5%			
FT%	2-7	28.6%			
2nd FG%	15-38	39.5%			
3PT%	4-13	30.8%			
FT%	11-13	84.6%			
GM FG%	26-77	33.8%			
3PT%	8-30	26.7%			
FT%	13-20	65.0%			
Dead Ball Rebounds:	3 0				

	MSU	GT
Biggest lead	17 (2 nd 2:18)	7 (1 st 17:49)
Best Scoring Run	7 (1 st 16:19)	7 (2 nd 15:22)
Lead Changes	1	
Times Tied	3	
Time with Lead	33:35	03:14

Points from	MSU	GT
Turnovers	5	13
Paint	42	26
Second Chance	16	11
Fast Breaks	9	5
Bench	20	9

Period by Period Scoring	1st	2nd	TOT
MSU	37	48	85
GT	28	45	73



Official Basketball Box Score - Final
Monmouth at Georgia Tech
12/06/25 McCamish Pavilion, Atlanta
Georgia Tech vs. Monmouth

Game Time: 12:00 PM
Game Duration: 2:01
Attendance: 4,395

Officials: Lee Cassel, Jeffery Clark, Anthony Eades

Monmouth - 67

Record: 5-5

NO. Name	Min	FG M-A	3P M-A	FT M-A	Rebounds OR DR TOT	Fouls PF FD	TP	AS	TO	ST	Blocks BS BA	+/-
15 Stefanos Spartalis	F 23:17	6-14	1-1	1-1	2 2 4	3 2	14	0	0	1	0 2	-6
1 Jason Rivera-Torres	G 25:30	4-21	1-6	2-2	4 4 8	4 3	11	4	2	0	0 4	-7
4 Andrew Ball	G 18:03	0-5	0-1	0-0	1 2 3	1 0	0	0	0	0	1 0	-13
7 Justin Ray	G 34:29	6-14	1-6	0-0	0 1 1	1 2	13	2	0	2	0 0	-12
13 Jack Collins	G 39:18	2-6	2-5	1-4	1 5 6	3 3	7	5	2	4	1 0	-15
0 Dok Muorard	09:36	1-2	0-0	2-2	1 0 1	1 2	4	1	0	0	0 0	-2
23 Cornelius Robinson Jr.	28:17	4-7	0-0	3-4	4 3 7	3 2	11	2	0	1	0 0	-16
3 Anthony Martinez	04:49	0-0	0-0	0-0	0 0 0	1 0	0	1	0	0	0 0	-3
24 Jinup Doboul	10:04	1-3	1-2	1-2	1 0 1	2 1	4	1	0	0	1 0	-3
8 O'Marion Harvey	03:07	0-0	0-0	0-0	0 1 1	1 0	0	0	0	0	0 0	2
5 Conroy Miller	00:42	0-0	0-0	0-0	0 0 0	0 0	0	0	0	0	0 0	3
9 Lucas Orchard	00:42	0-0	0-0	0-0	0 0 0	0 0	0	0	0	0	0 0	3
10 Jack Leahy	00:42	0-0	0-0	0-0	0 0 0	0 0	0	0	0	0	0 0	3
20 Zubayr Griffin	00:42	1-1	1-1	0-0	0 0 0	0 0	0	3	0	0	0 0	3
42 Quinn Peters	00:42	0-0	0-0	0-0	0 0 0	0 0	0	0	0	0	0 0	3
Team					2 2 4	0 0						
Totals		25-73	7-22	10-15	16 20 36	20 15	67	17	6	8	3 6	-12

Major Fouls: NONE

Shooting By Period	1st FG%	2nd FG%	3rd FG%	4th FG%	5th FG%
1st FG%	11-36	30.6%			
3PT%	5-15	33.3%			
FT%	4-8	50%			
2nd FG%	14-37	37.8%			
3PT%	2-7	28.6%			
FT%	6-7	85.7%			
GM FG%	25-73	34.2%			
3PT%	7-22	31.8%			
FT%	10-15	66.7%			
Dead Ball Rebounds:	5 0				

Georgia Tech - 79

Record: 6-4

NO. Name	Min	FG M-A	3P M-A	FT M-A	Rebounds OR DR TOT	Fouls PF FD	TP	AS	TO	ST	Blocks BS BA	+/-
14 Kowaciev Reeves Jr.	F 25:21	7-10	3-5	6-7	1 2 3	4 5	23	2	1	0	2 0	15
6 Mouhamed Sylla	C 22:05	6-10	0-0	1-4	2 7 9	4 4	13	0	2	1	1 0	1
0 Akai Fleming	G 23:45	0-9	0-0	0-0	2 4 6	0 0	0	1	2	0	0 0	1
1 Lamar Washington	G 34:27	7-9	1-2	8-9	0 8 8	3 5	23	6	2	0	0 0	6
12 Kam Craft	G 29:48	2-6	0-4	2-2	0 3 3	1 2	6	0	2	0	1 0	12
2 Eric Chatfield Jr	07:59	0-1	0-1	0-0	0 0 0	0 0	1	0	1	0	0 0	5
3 Jaeden Mustaf	24:16	2-4	1-1	4-4	2 1 3	2 2	9	2	1	0	1 0	9
5 Peyton Marshall	03:34	0-1	0-0	0-0	0 0 0	0 0	0	1	0	0	0 0	1
7 Chas Kelley III	14:24	1-2	1-2	0-0	0 1 1	0 0	3	3	2	0	0 0	0
8 Cole Kirovac	14:21	1-2	0-0	0-0	1 3 4	1 0	2	1	0	0	2 1	10
Team					2 3 5	0 0						
Totals		26-54	6-15	21-26	10 32 42	15 20	79	16	15	2	6 3	12

Major Fouls: NONE

Shooting By Period	1st FG%	2nd FG%	3rd FG%	4th FG%	5th FG%
1st FG%	11-31	35.5%			
3PT%	4-9	44.4%			
FT%	6-9	66.7%			
2nd FG%	15-23	65.2%			
3PT%	2-6	33.3%			
FT%	15-17	88.2%			
GM FG%	26-54	48.1%			
3PT%	6-15	40.0%			
FT%	21-26	80.8%			
Dead Ball Rebounds:	3 0				

	MU	GT
Biggest lead	3 (1 st 1:15)	15 (2 nd 0:47)
Best Scoring Run	7 (1 st 1:15)	9 (1 st 8:34)
Lead Changes	22	
Times Tied	8	
Time with Lead	07:20	28:06

Points from	MU	GT
Turnovers	13	9
Paint	26	36
Second Chance	16	9
Fast Breaks	15	11
Bench	22	14



Official Basketball Box Score - Final
Lafayette at Georgia Tech
12/02/25 McCamish Pavilion, Atlanta
Georgia Tech vs. Lafayette

Game Time: 2:00 PM
Game Duration: 2:03
Attendance: 4,387

Officials: AJ Dessi, Justin Porterfield, Anthony Eades

Lafayette - 81

Record: 3-10

NO. Name	Min	FG M-A	3P M-A	FT M-A	Rebounds OR DR TOT	Fouls PF FD	TP	AS	TO	ST	Blocks BS BA	+/-
21 Andrew Phillips	F 34:28	5-9	4-7	1-2	0 0 0	0 3	2	15	1	0	1 0	-3
22 Christian Humphrey-Riemert	F 33:20	4-9	4-9	0-0	1 7 8	2 1	12	1	1	0	0 0	-1
44 Shareef Jackson	F 22:33	4-4	0-0	0-0	2 3 5	5 0	8	1	1	1	0 0	0
1 Caleb Williams	G 37:45	5-16	1-8	9-10	1 2 3	4 5	20	6	2	0	0 2	-9
10 Mark Butler	G 37:19	7-14	0-3	6-7	1 4 5	2 5	20	8	3	4	0 0	-6
23 Joshua Wyche	05:19	0-0	0-0	0-2	0 1 1	0 1	0	0	0	1	0 0	-12
34 Luke Bevilacqua	04:55	0-0	0-0	0-0	0 0 0	0 0	0	0	0	0	0 0	-8
2 Kailani Murdoch	16:22	2-8	2-7	0-0	0 2 2	1 0	6	0	0	0	0 1	-24
13 Misha Bednostin	05:27	0-1	0-0	0-0	1 1 2	1 2	0	0	0	1	0 0	-12
24 Folabomi Fayemi	02:32	0-0	0-0	0-0	0 0 0	0 0	0	0	0	0	0 0	-3
Team					2 0 2	0 0						
Totals		27-61	11-34	16-21	8 20 28	22 16	81	17	8	7	0 3	-14

Major Fouls: NONE

Shooting By Period		
1st FG%	16-31	51.6%
3PT%	7-15	46.7%
FT%	4-5	80%
2nd FG%	11-30	36.7%
3PT%	4-19	21.1%
FT%	12-16	75%
GM FG%	27-61	44.3%
3PT%	11-34	32.4%
FT%	16-21	76.2%

Dead Ball Rebounders: 4-5

BOX SCORES (GAMES 13-16)



Official Basketball Box Score - Final
Florida A&M at Georgia Tech
12/28/25 McCamish Pavilion, Atlanta
Georgia Tech vs. Florida A&M

Game Time: 2:35 PM
Game Duration: 2:00
Attendance: 5,587

Officials: Tony Henderson, Leslie Jones, Kellen Minor

Florida A&M - 65

Record: 3-8

NO. Name	Min	FG M-A	3P M-A	FT M-A	Rebounds OR DR TOT	Fouls PF FO	TP	AS	TO	ST	Blocks BS BA	+/-
10 Kaleb Washington	F 27:33	9-15	2-5	1-4	2 3 5	2 5	21	2	1	3	2	-3
22 Tyler Shirley	F 26:14	2-11	2-8	1-2	0 3 3	4 1	7	2	1	2	1	-24
1 Antonio Baker	G 28:50	2-8	0-2	0-0	0 3 3	1 2	4	3	2	1	1	-14
2 Jordan Chatman	G 22:49	1-6	1-5	0-0	1 1 2	3 1	3	1	0	1	0	-23
3 Jaquan Sanders	G 35:21	7-15	4-7	2-2	2 5 3	3 20	4	3	5	1	0	-21
4 Anquan Boldin Jr.	28:23	4-8	0-1	0-2	3 1 4	1 2	8	3	2	1	0	-5
12 Anthony Knowles	12:33	0-4	0-3	2-2	0 0 0	1 2	0	1	0	0	1	-17
0 Lenard Taylor Jr.	12:25	0-2	0-1	0-0	1 0 1	2 0	0	1	1	0	0	1
8 Amir Rahman	02:02	0-1	0-0	0-0	0 0 0	0 0	0	0	0	0	0	-4
14 Malcolm Stute	02:02	0-1	0-0	0-0	0 0 0	1 0	0	0	0	0	0	-4
23 Jacobi Hall	01:48	0-0	0-0	0-0	0 0 0	0 0	0	0	0	0	0	-6
Team					5 1 6	0	0	0	0	0	0	
Totals		25-71	9-32	6-16	15 14 29	17 15	65	16	11	13	5	-24

Major Fouls: NONE

Shooting By Period	1st FG%	2nd FG%	3P%	FT%	GMFG%
1st FG%	4-19 21.1%				
2nd FG%	1-6 16.7%	17-35 48.6%			
3P%	5-13 38.5%	5-10 50%			
FT%	2-7 28.6%	3-12 25%			
GMFG%	25-71 35.2%	9-32 28.1%			
FT%	6-16 37.5%				

Dead Ball Rebounds: 6, 0

Georgia Tech - 89

Record: 9-4

NO. Name	Min	FG M-A	3P M-A	FT M-A	Rebounds OR DR TOT	Fouls PF FO	TP	AS	TO	ST	Blocks BS BA	+/-
11 Baye Ndongo	F 22:36	7-11	1-1	0-0	4 7 11	3 1	15	5	5	3	1	21
14 Kwacwie Reeves Jr.	F 22:39	4-7	1-4	2-3	0 0 1	1 3	11	1	1	1	0	15
6 Mohamed Sylla	C 13:34	4-8	0-0	3-4	1 7 8	0 2	11	1	0	1	2	13
0 Akai Fleming	G 29:40	3-4	1-1	5-6	0 2 2	2 3	12	1	4	1	1	32
1 Lamar Washington	G 30:14	5-8	0-1	0-0	0 7 7	2 10	8	5	2	0	0	20
3 Jaeden Mustaf	21:06	2-4	0-0	5-6	2 4 6	4 3	9	4	2	0	0	12
7 Chas Kelley III	22:49	5-5	2-2	2-3	0 0 0	1 1	14	3	2	0	0	9
8 Cole Kirovac	08:17	0-1	0-0	0-0	0 1 1	1 0	0	0	0	1	0	-4
12 Kam Craft	10:59	1-3	0-1	0-0	0 1 1	0 0	2	0	0	0	0	0
10 Davi Remagen	09:45	1-2	0-0	0-0	0 3 3	1 1	2	0	0	0	0	0
2 Eric Chatfield Jr	08:21	1-1	1-1	0-0	0 0 0	1 0	3	1	0	0	0	-7
Team					4 2 6	0	0	0	0	0	0	
Totals		33-54	6-11	17-22	11 35 46	16 17	89	23	20	8	6	5 24

Major Fouls: Fleming (TF) 2nd 2:59

Shooting By Period	1st FG%	2nd FG%	3P%	FT%	GMFG%
1st FG%	17-28 60.7%				
2nd FG%	4-8 50.0%	5-7 71.4%			
3P%	1-3 33.3%	2-3 66.7%			
FT%	12-15 80%	3-4 75%			
GMFG%	33-54 61.1%	6-11 54.5%			
FT%	17-22 77.3%				

Dead Ball Rebounds: 1, 0



Official Basketball Box Score - Final
Georgia Tech at Duke
12/31/25 Cameron Indoor Stadium, Durham
2025-26 Mens Basketball

Game Time: 4:00 PM
Game Duration: 2:15
Attendance: 5,314

Officials: Ron Groover, Bert Smith, Paul Szabo

Georgia Tech - 79

Record: 9-5 (0-1)

NO. Name	Min	FG M-A	3P M-A	FT M-A	Rebounds OR DR TOT	Fouls PF FO	TP	AS	TO	ST	Blocks BS BA	+/-
11 Baye Ndongo	F 19:57	2-6	0-2	0-0	2 2 4	3 1	4	2	4	1	0	-12
14 Kwacwie Reeves Jr.	F 35:19	9-16	5-7	0-0	0 3 3	3 0	23	8	1	0	0	-7
6 Mohamed Sylla	G 13:22	4-6	0-0	0-0	2 1 3	2 0	8	2	1	0	2	-8
0 Akai Fleming	G 23:47	1-4	1-2	6-6	0 2 2	4 3	9	4	2	1	1	4
1 Lamar Washington	G 30:20	2-8	1-4	5-7	0 2 2	3 5	10	6	5	2	1	-4
5 Peyton Marshall	18:34	1-2	0-0	0-0	0 4 4	2 2	2	2	2	0	1	1
3 Jaeden Mustaf	27:50	5-7	1-1	0-0	0 7 7	3 3	11	2	1	0	0	3
7 Chas Kelley III	20:12	4-4	2-2	0-0	0 1 1	1 1	10	0	0	1	0	-2
8 Cole Kirovac	10:40	1-1	0-0	0-0	0 1 1	4 1	2	0	0	1	0	-5
Team					1 0 1	0	0	1	0	0	0	
Totals		29-54	10-18	11-13	5 23 28	25 15	79	18	17	8	4	2 -6

Major Fouls: NONE

Shooting By Period	1st FG%	2nd FG%	3P%	FT%	GMFG%
1st FG%	5-9 55.6%				
2nd FG%	10-35 28.6%	3-9 33.3%			
3P%	5-9 55.6%	11-13 84.6%			
FT%	13-19 68.4%	29-54 53.7%			
GMFG%	29-54 53.7%	9-32 28.1%			
FT%	11-13 84.6%				

Dead Ball Rebounds: 1, 0

Duke - 85

Record: 12-1 (1-0)

NO. Name	Min	FG M-A	3P M-A	FT M-A	Rebounds OR DR TOT	Fouls PF FO	TP	AS	TO	ST	Blocks BS BA	+/-
12 Cameron Boozer	F 38:02	8-15	3-5	7-10	9 3 12	3 8	26	2	4	2	0	10
21 Patrick Nongba	C 28:46	3-4	1-1	4-9	3 6 9	3 7	11	0	1	0	2	2
1 Caleb Foster	G 24:55	4-10	3-6	1-2	0 0 0	2 1	12	4	1	0	0	-3
2 Cayden Boozer	G 31:25	5-12	0-4	3-5	0 5 5	1 3	13	3	1	3	0	12
3 Isaiah Evans	G 27:48	4-10	2-7	7-7	1 4 5	0 4	17	0	3	3	0	4
6 Malik Brown	17:54	2-5	0-2	0-0	3 1 4	3 0	4	1	2	3	0	-4
7 Dame Sarr	15:53	0-6	0-5	0-0	1 0 1	2 1	0	0	0	0	0	-1
14 Nikolas Khameraia	12:28	0-2	0-2	2-2	0 1 1	1 2	0	0	0	0	0	10
8 Darren Harris	02:50	0-0	0-0	0-0	0 1 1	0 0	0	0	0	0	0	1
Team					4 0 4	0	0	0	0	0	0	
Totals		26-64	9-32	24-35	21 21 42	15 25	85	10	12	11	2	4 6

Major Fouls: NONE

Biggest lead	GT	DUKE	Points from Turnovers	GT	DUKE	Period by Period Scoring
Best Scoring Run	7 (2 nd 18:38)	7 (2 nd 8:14)	Paint	26	32	1st 2nd TOT
Lead Changes	6 (1 st 17:20)	7 (1 st 15:58)	Second Chance	0	15	GT 43 36 79
Times Tied	8		Fast Breaks	9	7	DUKE 39 46 85
Time with Lead	18:08	16:23	Bench	25	6	



Official Basketball Box Score - Final
Boston College at Georgia Tech
01/03/26 McCamish Pavilion, Atlanta
Georgia Tech vs. Boston College

Game Time: 2:00 PM
Game Duration: 2:10
Attendance: 5,978

Officials: Clarence Armstrong, Jerry Heater, Trey Stokes

Boston College - 53

Record: 7-7 (0-1)

NO. Name	Min	FG M-A	3P M-A	FT M-A	Rebounds OR DR TOT	Fouls PF FO	TP	AS	TO	ST	Blocks BS BA	+/-
22 Jayden Hastings	F 18:34	4-7	0-0	1-3	2 3 5	4 2	9	0	2	0	0	-5
5 Fred Payne	G 22:58	1-13	0-7	0-0	0 2 2	3 0	2	0	1	0	0	-16
10 Luka Toews	G 21:41	2-9	1-4	0-0	1 0 1	3 0	5	3	0	0	1	-10
13 Donald Hand Jr.	G 35:50	2-13	1-6	8-12	1 4 5	1 7	13	1	1	0	2	-8
23 Aidan Shaw	G 26:53	1-2	0-1	1-2	4 3 7	1 2	3	0	2	1	1	-4
30 Caleb Steger	17:12	1-2	1-3	3-3	0 0 0	3 2	6	0	0	0	1	-8
9 Chase Forte	18:19	1-6	0-3	0-0	0 0 0	1 1	2	1	1	0	0	-2
33 Boden Kapke	28:29	6-12	1-5	0-0	4 7 11	3 3	13	1	2	3	1	-5
38 Merko Radunovic	10:04	0-2	0-1	0-0	0 1 1	1 0	0	0	0	1	0	-2
Team					2 0 2	0	0	1	0	0	0	
Totals		18-66	4-29	13-20	14 20 34	20 17	53	8	10	5	4	3 -12

Major Fouls: NONE

Shooting By Period	1st FG%	2nd FG%	3P%	FT%	GMFG%
1st FG%	9-34 26.5%				
2nd FG%	1-15 6.7%	5-7 71.4%			
3P%	1-15 6.7%	8-13 61.5%			
FT%	3-14 21.4%	8-13 61.5%			
GMFG%	18-66 27.3%	3-12 25%			
FT%	4-29 13.8%	13-20 65.0%			

Dead Ball Rebounds: 3, 3

Georgia Tech - 65

Record: 10-5 (1-1)

NO. Name	Min	FG M-A	3P M-A	FT M-A	Rebounds OR DR TOT	Fouls PF FO	TP	AS	TO	ST	Blocks BS BA	+/-
11 Baye Ndongo	F 26:28	4-10	0-0	2-7	3 5 8	3 5	10	1	2	1	0	1
14 Kwacwie Reeves Jr.	F 25:46	6-12	0-3	4-5	0 3 3	3 3	16	1	0	2	1	0
5 Peyton Marshall	C 05:05	0-2	0-0	0-0	2 2 1	0 0	0	0	3	0	0	-4
0 Akai Fleming	G 27:44	2-8	0-3	4-4	2 3 5	1 5	8	0	4	0	0	5
1 Lamar Washington	G 36:37	5-10	2-3	5-6	1 11 12	2 3	17	5	1	2	2	19
8 Cole Kirovac	21:47	1-2	0-0	0-0	2 4 6	3 0	2	2	0	0	1	10
3 Jaeden Mustaf	27:58	2-3	0-0	5-7	0 5 5	4 4	9	1	1	1	0	17
7 Chas Kelley III	21:28	0-4	0-2	0-0	0 1 1	0 0	0	3	1	1	0	4
12 Kam Craft	07:07	1-2	1-2	0-0	0 2 2	0 0	3	0	0	0	0	3
Team					3 2 5	0	0	1	0	0	0	
Totals		21-53	3-13	20-29	11 38 49	17 20	65	13	14	6	3	4 12

Major Fouls: NONE

Shooting By Period	1st FG%	2nd FG%	3P%	FT%	GMFG%
1st FG%	10-26 38.5%				
2nd FG%	1-8 12.5%	6-8 75%			
3P%	11-27 40.7%	3-5 60.0%			
FT%	14-21 66.7%	6-8 75%			
GMFG%	21-53 39.6%	3-13 23.1%			
FT%	20-29 69.0%				

Dead Ball Rebounds: 7, 0

Biggest lead	BC	GT	Points from Turnovers	BC	GT	Period by Period Scoring
Best Scoring Run	5 (1 st 14:14)	13 (2 nd 1:32)	Paint	6	11	1st 2nd TOT
Lead Changes	7 (1 st 0:48)	9 (2 nd 1:32)	Second Chance	13	4	BC 24 29 53
Times Tied	3		Fast Breaks	0	23	GT 27 38 65
Time with Lead	10:14	25:31	Bench	21	14	



Official Basketball Box Score - Final
Syracuse at Georgia Tech
01/06/26 McCamish Pavilion, Atlanta
Georgia Tech vs. Syracuse

BOX SCORES (GAMES 17-20)



Official Basketball Box Score - Final
Georgia Tech at Miami (FL)
01/10/26 Watsco Center, Coral Gables
2025-26 Men's Basketball

Game Time: 12:00 PM
Game Duration: 2:21
Attendance: 5,398

Officials: Eric Lewis, Jermel Spearman, Ryan Sassano

Georgia Tech - 81														
Record: 10-7 (1-3)														
NO.	Name	Min	FG	3P	FT	Rebounds	Fouls	TP	AS	TO	ST	Blocks	BS	BA
			M-A	M-A	M-A	OR DR TOT	PF FD							
11	Baye Ndongo	F 27:53	7-13	1-1	1-2	2 5 7 5 2	16 0	2 0	2 0	2 0	-2			
14	Kowacic Reeves Jr.	F 36:29	10-17	1-3	2-3	0 6 6 4 3	23 1	1 1	1 1	0 0	-8			
6	Mouhamed Sylla	C 02:29	0-1	0-0	0-0	0 0 0 0 0	0 0	0 0	0 0	0 0	-9			
0	Akai Fleming	G 22:48	0-6	0-2	3-4	1 2 3 3 2 3	3 1	2 0	1 1	2 1	-11			
1	Lamar Washington	G 38:10	5-10	1-2	10-10	0 6 6 3 9	21 12	4 3	0 0	0 0	-7			
3	Jaeden Mustaf	15:58	1-3	1-1	3-4	2 1 3 1 2	6 1	2 0	0 0	0 0	-13			
5	Peyton Marshall	04:58	0-0	0-0	2-2	0 1 1 0 2	2 0	0 2	0 0	0 0	-4			
7	Chas Kelley III	18:59	2-4	2-3	0-0	0 1 1 3 1	6 1	0 0	0 0	0 0	-1			
8	Cole Kirovac	08:47	0-0	0-0	0-0	2 0 2 3 0	0 0	0 0	0 0	0 0	-4			
12	Kam Craft	23:29	1-3	0-2	2-2	1 1 2 2 1	4 2	0 0	0 1	0 0	9			
Team			26-57			6-14	23-27	8	24	32	23	81	18	14
Totals			26-57			6-14	23-27	8	24	32	23	81	18	14

Shooting By Period		
1 st FG%	9-27	33.3%
3PT%	2-7	28.6%
FT%	13-14	92.9%
2 nd FG%	17-30	56.7%
3PT%	4-7	57.1%
FT%	10-13	76.9%
GM FG%	26-57	45.6%
3PT%	6-14	42.9%
FT%	23-27	85.2%

Dead Ball Rebounds: 4, 1

Miami (FL) - 91														
Record: 14-2 (3-0)														
NO.	Name	Min	FG	3P	FT	Rebounds	Fouls	TP	AS	TO	ST	Blocks	BS	BA
			M-A	M-A	M-A	OR DR TOT	PF FD							
5	Malik Reneau	F 29:39	5-12	2-3	6-8	2 2 4 4 5	18 2	3 1	1 1	1 1	18			
7	Shelton Henderson	F 34:17	7-9	2-4	1-5	1 4 5 3 3	17 0	2 3	0 0	0 0	12			
8	Ernest Udeh Jr.	C 29:09	5-6	0-0	3-4	4 11 15 2 4	13 1	0 1	1 1	1 1	2			
3	Tre Donaldson	G 32:31	8-13	3-6	8-9	0 1 1 3 6	27 10	1 3	0 0	0 0	-7			
10	Tru Washington	G 29:20	2-9	1-5	2-4	0 1 1 2 4	7 2	1 2	0 0	1 1	6			
11	Sahil Alurtas	07:59	0-0	0-0	0-0	0 1 1 1 0	0 0	0 0	0 0	0 0	-4			
35	Dante Allen	17:57	1-4	0-3	0-0	0 1 1 3 0	2 2	0 0	0 0	0 0	-10			
14	Noam Dovrat	08:44	1-3	1-2	0-0	0 0 0 0 0	3 2	0 1	0 1	0 1	2			
88	Timotej Malovec	10:18	1-2	1-2	1-2	0 2 2 5 1	4 1	0 0	0 1	0 0	1			
Team			1			0 0 1	0	0	1	1				
Totals			30-58			10-25	21-32	8	23	31	23	91	20	8

Shooting By Period		
1 st FG%	15-30	50.0%
3PT%	7-16	43.8%
FT%	10-14	71.4%
2 nd FG%	15-28	53.6%
3PT%	3-9	33.3%
FT%	11-18	61.1%
GM FG%	30-58	51.7%
3PT%	10-25	40.0%
FT%	21-32	65.6%

Dead Ball Rebounds: 6, 0

Major Fouls: NONE														
Period by Period Scoring														
Points from Turnovers			GT			UM			1st			2nd		
Paint			28			34			33			48		
Second Chance			9			11			GT			33		
Fast Breaks			8			10			UM			47		
Bench			18			9			44			91		

Major Fouls: NONE														
Period by Period Scoring														
Points from Turnovers			GT			UM			1st			2nd		
Paint			28			34			GT			48		
Second Chance			9			11			UM			47		
Fast Breaks			8			10			GT			33		
Bench			18			9			UM			47		

Major Fouls: NONE														
Period by Period Scoring														
Points from Turnovers			GT			UM			1st			2nd		
Paint			28			34			GT			48		
Second Chance			9			11			UM			47		
Fast Breaks			8			10			GT			33		
Bench			18			9			UM			47		

Major Fouls: NONE														
Period by Period Scoring														
Points from Turnovers			GT			UM			1st			2nd		
Paint			28			34			GT			48		
Second Chance			9			11			UM			47		
Fast Breaks			8			10			GT			33		
Bench			18			9			UM			47		

Major Fouls: NONE														
Period by Period Scoring														
Points from Turnovers			GT			UM			1st			2nd		
Paint			28			34			GT			48		
Second Chance			9			11			UM			47		
Fast Breaks			8			10			GT			33		
Bench			18			9			UM			47		

Major Fouls: NONE														
Period by Period Scoring														
Points from Turnovers			GT			UM			1st			2nd		
Paint			28			34			GT			48		
Second Chance			9			11			UM			47		
Fast Breaks			8			10			GT			33		
Bench			18			9			UM			47		

	Official Basketball Box Score - Final										Game / Video: NCAA
	Georgia Tech at NC State										Game Duration: 2:12
	01/17/26 Lenovo Center, Raleigh										Attendance: 16,378
	2025-26 Men's Basketball										
Officiated: Dan Gault, A. J. Davis, Anthony Edwards											

BOX SCORES (GAMES 21-24)



Official Basketball Box Score - Final
Georgia Tech at Virginia Tech
01/27/26 Cassell Coliseum, Blacksburg, Va.
2025-26 Men's Basketball

Game Time: 8:05 PM
Game Duration: 2:13
Attendance: 7,769

Officials: Bert Smith, Tony Chiazza, Tim Clougherty

Georgia Tech - 65

Record: 11-10 (2-6)

NO.	Name	Min	FG M-A	3P M-A	FT M-A	Rebounds OR DR TOT	Fouls PF FD	TP	AS	TO	ST	Blocks BS BA	+/-
11	Baye Ndong	F 31:37	6-14	0-0	2-2	3 6 9	3 3 3	14	0	1	0	2 1 2	2
14	Kowacic Reeves Jr.	F 26:29	4-8	0-3	0-0	0 1 1	2 0 0	8	0	2	1	0 0 3	3
1	Lamar Washington	G 30:24	4-9	0-2	4-4	0 5 5	4 4 4	12	5	2	0	1 2 -2	2
3	Jaeden Mustaf	G 35:23	6-15	0-4	4-6	4 7 11	5 5 16	2	4	0	0	1 3	3
12	Kam Craft	G 30:10	4-7	3-6	0-0	1 3 4	2 0 11	1	1	0	0	0 0 4	4
8	Cole Kirouac	05:11	0-0	0-0	0-0	0 0 0	1 0 0	0	0	0	0	0 0 -9	9
7	Chas Kelley III	23:45	1-3	0-1	0-0	0 3 3	3 2 2	1	1	0	0	0 0 -22	22
5	Peyton Marshall	09:58	0-1	0-1	0-3	1 0 1	1 3 0	2	1	0	3	0 0 -8	8
10	Davi Remagen	07:04	0-0	0-0	2-2	0 0 0	2 1 2	0	1	1	0	0 0 -1	1
Team						1 3 4	0 0 0	0	0	1	0	0 0 -1	1
Totals			25-57	3-17	12-17	10 28 38	23 18 65	11	14	2	6	4 4 -6	6

Major Fouls: NONE

Virginia Tech - 71

Record: 16-6 (5-4)

NO.	Name	Min	FG M/A	3P M/A	FT M/A	Rebounds OR DR TOT	Fouls PF FD	TP	AS	TO	ST	Blocks BS BA	+/-
1	Tobi Lawal	F 24:44	2-7	1-3	5-8	2 3 5	5 4 10	0	3	1	1	0 0	-10
13	Amani Hansberry	F 24:38	1-5	1-1	2-2	3 5 8	4 2 5	1	3	3	2	2 2	-12
0	Jailen Bedford	G 27:24	5-14	1-6	3-5	1 1 2	1 4 14	4	0	0	0	1 -3	3
3	Ben Hammond	G 36:57	6-12	3-5	5-5	2 1 3	1 6 20	3	0	1	0	1 6	6
17	Neoklis Avdalas	G 29:27	3-15	2-9	1-2	0 3 3	0 2 9	2	0	1	1	1 2	2
2	Jaden Schutt	28:50	0-5	0-5	0-0	1 1 2	1 1 0	1	0	0	0	0 0	-9
32	Christian Gurdak	20:48	4-4	0-0	3-4	1 6 7	4 4 11	0	2	0	0	0 0	19
77	Antonio Dorn	07:12	1-3	0-0	0-0	2 2 4	2 0 2	0	0	0	0	1 -5	5
Team						2 0 2	0 0 0	0	0	0	0	0 0	-
Totals			22-65	8-29	19-28	14 22 36	18 23 71	11	8	6	4 6 6	6	

Major Fouls: NONE

	GT	VT
Biggest lead	9 (1 st 18:17)	15 (2 nd 5:06)
Best Scoring Run	11 (2 nd 1:09)	12 (1 st 12:19)
Lead Changes	3	
Times Tied	3	
Time with Lead	07:24	29:36

Points from	GT	VT
Turnovers	7	20
Paint	38	26
Second Chance	8	16
Fast Breaks	8	7
Bench	4	13

Period by Period Scoring	1st	2nd	TOT
GT	30	35	65
VT	36	35	71

Shooting By Period			
1 st	FG%	13-35	37.1%
	3PT%	5-17	29.4%
	FT%	5-7	71.4%
2 nd	FG%	9-30	30.0%
	3PT%	3-12	25.0%
	FT%	14-19	73.7%
GM	FG%	22-65	33.8%
	3PT%	8-29	27.6%
	FT%	19-26	73.1%
Dead Ball Rebounds: 6, 0			



Official Basketball Box Score - Final
North Carolina at Georgia Tech
01/31/26 McCamish Pavilion, Atlanta
Georgia Tech vs. North Carolina

Game Time: 2:00 PM
Game Duration: 1:59
Attendance: 8,700

Officials: AJ Desai, Jeff Clark, Kellen Milner

North Carolina - 91

Record: 17-4 (5-3)

North Carolina - 27																						
NO.	Name	Min	FG		3P		FT		Rebounds		Fouls		TP	AS	TO	ST	Blocks		+/-	Shooting By Period		
			M	A	M	A	M	A	OR	DR	OT	PF					FD	BS		BA	1st	2nd
8	Caleb Wilson	F 30:01	9-15	1-3	3-3	2	4	6	1	2	22	5	1	1	1	1	1	12	1st FG	3PT	FT	
13	Henri Veesaar	C 30:29	8-15	1-4	3-3	4	8	12	4	3	20	1	0	2	4	0	29	2nd FG	3PT	FT		
3	Derek Dixon	G 24:16	1-7	1-5	2-2	0	2	2	0	1	5	3	1	1	0	0	6	2nd FG	3PT	FT		
4	Jaydon Young	G 10:12	0-1	0-1	0-0	1	1	2	1	0	0	2	0	0	0	0	-3	3PT	2-12	16.7%		
7	Seth Trimble	G 29:44	8-14	1-2	1-1	2	2	4	1	2	18	2	0	1	0	1	12	FG	9-10	90%		
15	Jarin Stevenson	22:16	3-6	0-1	1-2	2	4	6	1	1	7	2	0	1	0	1	-4	GMFG	36-79	45.6%		
44	Luka Bogavac	26:16	6-10	3-7	1-1	1	0	1	2	1	16	3	0	1	0	0	16	3PT	8-31	25.8%		
0	Kyan Evans	15:44	1-6	1-6	0-0	0	2	2	1	0	3	3	0	2	0	1	10	FT	11-12	91.7%		
11	Jonathan Powell	09:27	0-3	0-2	0-0	0	1	1	0	0	0	0	0	0	0	0	7	Dead Ball Rebounds: 1, 0				
1	Zayden High	01:36	0-2	0-0	0-0	0	0	0	0	0	0	0	0	1	0	0	-5					
Team						2		1		3		0		0		0						
Totals			36-79	8-31	11-12	14	25	39	11	10	91	21	2	10	5	4	16					

Major Fouls: NONE

Georgia Tech - 75

Record: 11-11 (2-7)

NO.	Name	Min	FG		3P		FT		Reb		Fouls		TP	AS	TO	ST	Blocks		+/-	Shooting By Period		
			M	A	M	A	M	A	OR	DR	PF	FD					BS	BA		1st FG%	1st 3P%	1st FT%
11	Baye Ndong	F 37:49	9-12	1-1	8-10	2	5	7	3	6	27	4	3	0	2	1	-12			3PT%	46	66.7%
14	Kowacic Reeves Jr.	F 30:17	6-10	2-2	0-0	2	1	3	2	0	14	1	1	0	1	1	-11			FT%	5.7	71.4%
0	akai Fleming	G 24:14	2-6	0-0	0-0	1	2	3	2	0	4	2	2	0	0	0	-2			2nd FG%	13.26	50.0%
1	Lamar Washington	G 25:17	2-11	0-0	2-2	1	6	7	0	2	6	3	2	1	0	0	-11			3PT%	3.7	42.9%
3	Jaeden Mustaf	G 27:53	2-6	0-0	2-3	0	5	5	2	2	6	1	2	0	0	1	-13			FT%	9.10	90%
7	Chas Kelley III	17:55	1-3	1-2	0-0	1	1	2	0	0	3	4	1	0	1	0	-11			GMFG%	27.60	45.0%
12	Kam Craft	29:06	5-11	3-8	2-2	0	4	4	0	1	15	1	0	0	1	0	-15			3PT%	7.13	53.8%
8	Cole Kirouac	07:30	0-1	0-0	0-0	0	1	1	0	0	1	0	0	0	0	0	-5			FT%	14.17	82.4%
Team						2 4 6		0 0 0												Dead Ball Rebounds: 2.0		
Totals			27-60	7-13	14-17	9	29	38	10	11	75	16	12	1	4	5	-16					

Major Fouls: NONE

	UNC	GT
Biggest lead	21 (2 nd 1:40)	1 (1 st 14:54)
Best Scoring Run	9 (1 st 9:53)	8 (1 st 14:54)
Lead Changes	2	
Times Tied	1	
Time with Lead	38:22	00:26

Points from	UNC	GT
Turnovers	18	0
Paint	44	32
Second Chance	20	12
Fast Breaks	16	10
Bench	26	18

Period by Period Scoring	1st	2nd	TOT
UNC	52	39	91
GT	37	38	75

RADIO/TV ROSTER



Akai Fleming
G • 6-4 • Fr.

0



Lamar Washington
G • 6-4 • Sr.

1



Eric Chatfield, Jr.
G • 5-11 • Fr.

2



Jaeden Mustaf
G • 6-6 • So.

3




Peyton Marshall
C • 7-0 • So.

5



Mouhamed Sylla
C • 6-10 • Fr.

6



Chas Kelley III
G • 6-3 • Sr.

7



Cole Kirouac
C • 7-0 • Fr.

8



Davi Remagen
G • 6-3 • Fr.

10



Baye Ndongo
F • 6-9 • Jr.

11




Kam Craft
G/F • 6-6 • r-Jr.

12



Kowacie Reeves Jr.
F • 6-7 • r-Sr.

14



Brandon Stores Jr.
G • 6-5 • Fr.

23



Dyllan Thompson
G/F • 6-7 • r-Fr.

32



Damon Stoudamire
Head Coach



Karl Hobbs
Associate Head Coach



Greg Gary
Assistant Coach



Pershin Williams
Assistant Coach



Nate Babcock
Assistant Coach



Bonzi Wells
Assistant Coach