



# 2026 Georgia Tech Softball Information Guide

Georgia Tech Communications & Public Relations

**@GTathletics**  
***www.RamblinWreck.com***

# COMMUNICATIONS & PR



**MIKE FLYNN**

Assistant AD  
Communications & Public Relations



**MICHAEL PITTS**

Assistant Director  
Communications & Public Relations



**LIZ RYAN**

Associate Director  
Communications & Public Relations



**KENDRA TOMAN**

Assistant Director  
Communications & Public Relations



**ANTHONY BRANDT**

Assistant Director  
Communications & Public Relations



**JACK OLIARO**

Postgraduate Intern  
Communications & Public Relations

## GEORGIA TECH ATHLETICS COMMUNICATIONS & PUBLIC RELATIONS

Arthur B. Edge Jr. Intercollegiate Athletics Center

150 Bobby Dodd Way NW, Atlanta, GA 30332

**Phone:** 404-894-5445 | [www.RamblinWreck.com](http://www.RamblinWreck.com)

## COMMUNICATIONS & PUBLIC RELATIONS

**MIKE FLYNN** Assistant AD / Communications & Public Relations

**Responsibilities:** Football<sup>1</sup>

**Office:** 404-894-5445 | **Cell:** 828-964-6406 | **Email:** mflynn@athletics.gatech.edu

**LIZ RYAN** Associate Director

**Responsibilities:** Men's Basketball, Golf

**Office:** 404-894-5445 | **Cell:** 404-431-9619 | **Email:** lryan@athletics.gatech.edu

**MICHAEL PITTS** Assistant Director

**Responsibilities:** Women's Basketball, Women's Tennis

**Office:** 404-894-5445 | **Cell:** 404-218-9723 | **Email:** mpitts@athletics.gatech.edu

**KENDRA TOMAN** Assistant Director

**Responsibilities:** Softball, Volleyball

**Office:** 404-630-7098 | **Cell:** 610-730-5148 | **Email:** ktoman@athletics.gatech.edu

**ANTHONY BRANDT** Assistant Director

**Responsibilities:** Football<sup>2</sup>, Baseball

**Office:** 404-894-5445 | **Cell:** 817-757-6979 | **Email:** abrands@athletics.gatech.edu

**JACK OLIARO** Postgraduate Intern

**Responsibilities:** Track and Field, Cross Country, Men's Tennis, Men's Basketball<sup>3</sup>, Swimming & Diving

**Cell:** 404-971-4856 | **Email:** joliaro@athletics.gatech.edu

# QUICK FACTS & TABLE OF CONTENTS

## THE INSTITUTE

Official Name .....	Georgia Institute of Technology
Enrollment .....	53,067
Location .....	Atlanta, Ga.
Founded .....	1885
Nicknames .....	Rambling Wreck, Yellow Jackets
Mascots .....	Buzz; 1930 Model "A" Ford
Colors .....	Old Gold and White
Institute Website .....	www.gatech.edu
Athletics Website .....	www.ramblinwreck.com
Facility .....	Mewborn Field (1,500)
Conference .....	Atlantic Coast
President .....	Dr. Angel Cabrera
Director of Athletics .....	Ryan Alpert
Senior Women's Administrator .....	Joeleen Akin

## COACHING STAFF

Head Coach .....	Aileen Morales
Alma Mater, Year .....	Georgia Tech, 2009
Record at Tech/Years .....	214-182 / Ninth Season
Career Record/Years .....	327-287 / 13th year
Assistant Coach/ Hitting Coach .....	Deven Boland
Alma Mater, Year .....	Iowa, 2019
Year at Tech .....	Third
Assistant Coach/Pitching Coach .....	Erin Dixon
Alma Mater, Year .....	Eckerd College, 2015 & LSU 2018
Year at Tech .....	Third
Assistant Coach .....	Megan Hill
Alma Mater, Year .....	Univ. Southern Miss., 2010 & Univ. West Georgia, 2013
Year at Tech .....	Second
Director of Operations .....	Mya Knuteson
Alma Mater, Year .....	Wisconsin, 2021
Year at Tech .....	Second

## FACILITY INFORMATION

Stadium .....	Mewborn Field
Capacity .....	1,500
Outfield Dimensions .....	190 ft. down the lines
.....	220 ft. at centerfield
Surface .....	Grass

## 2026 PREVIEW

Starters Returning/Lost .....	7/3
Pitchers Returning/Lost .....	6/23
Newcomers .....	13 (9 freshmen, 4 transfers)
Preseason ACC .....	8th

## SOFTBALL HISTORY

First Year .....	1987
All-Time Record .....	1,182-943-2 (.556)
NCAA Tournament App/Last .....	13/2025
NCAA Tournament Record .....	20-26

## 2025 SEASON REVIEW

Overall Record .....	27-24
ACC Record/Place .....	10-11/8th
Final USA Today/NFCA Ranking .....	NR
ESPN.COM/USA Softball Ranking .....	NR

## TABLE CONTENTS

The Institute/Table of Contents .....	1
Follow Georgia Tech Softball .....	2-3
Team Information & TV/Radio Roster .....	4-5
Mewborn Field .....	6-7

## MEET THE TEAM

Gailey & Coffield .....	9
Simon & Willer .....	10
Leschber & Sydnie Watts .....	11
Vukadinovich & Tucker .....	12
Hunter & Patterson .....	13
Harris, Wall, & Johnson .....	14
Medina & Hilleary .....	15
Duffel, McKinnis, Miller, Pick, King, & Smith .....	16
Morici, Bruant, & Cunane .....	17
Majors .....	17
Head Coach Aileen Morales .....	18-19
Assistant Coaches .....	20
Support Staff .....	21
Institute President and Faculty Athletics Representative .....	22
Director of Athletics and Sport Administrator .....	23

## HISTORY

Honors and Awards .....	25-28
Georgia Tech Sports Hall of Fame & Pro Jackets .....	29
All-Time Letterwinners .....	30
All-Time Coaches .....	31
Year-by-Year Results .....	32-44
ACC Tournament Results .....	45
NCAA Tournament Results .....	46
Series History .....	47-59

## RECORDS

Career Records .....	61
Season Individual Records .....	62
Season Team Records .....	63
Single Game Records .....	63
Season Leaders .....	64-67
Team Year-by-Year Statistics .....	8-69
2026 Schedule .....	70

# FOLLOW GEORGIA TECH SOFTBALL

## CREDENTIALS

Credential requests should be made to Kendra Toman via phone (404-630-7098) or email (ktoman@athletics.gatech.edu) at least 24 hours in advance.

## INTERVIEWS

All interview requests for head coach Aileen Morales or any Georgia Tech softball player should be directed to Kendra Toman in the communications and public relations office. Players and coaches are not available on gameday until after the conclusion of the game.

## POST-GAME PROCEDURE

No formal press conference is held following a Georgia Tech softball game. Coaches and players may be made available upon request following a brief team meeting at the conclusion of the game. No interviews will be allowed between games of a doubleheader, but will be conducted after the second game. All interview requests should be directed to Kendra Toman.

## PRACTICE COVERAGE

Media wishing to attend a practice should contact Kendra Toman at least one day in advance. All interviews will take place after practice at Mewborn Field.

## 2026 SCHEDULE

<b>Feb. 5</b>	<b>Villanova \$</b>	<b>5:30 p.m.</b>	<b>Atlanta, Ga.</b>
<b>Feb. 6</b>	<b>Villanova \$</b>	<b>4 p.m.</b>	<b>Atlanta, Ga.</b>
	<b>Alabama \$</b>	<b>6 p.m.</b>	<b>Atlanta, Ga.</b>
<b>Feb. 7</b>	<b>Alabama \$</b>	<b>4 p.m.</b>	<b>Atlanta, Ga.</b>
<b>Feb. 8</b>	<b>ECU (DH) \$</b>	<b>12/2 p.m.</b>	<b>Atlanta, Ga.</b>
<b>Feb. 10</b>	<b>Kennesaw State</b>	<b>5 p.m.</b>	<b>Atlanta, Ga.</b>
Feb. 13	FIU & Florida &	1 p.m.	Gainesville, Fla.
Feb. 14	FIU & Marshall &	6 p.m.	Gainesville, Fla.
Feb. 15	Florida &	9 a.m.	Gainesville, Fla.
<b>Feb. 19</b>	<b>College of Charleston %</b>	11:30 a.m.	Gainesville, Fla.
	<b>Georgia State %</b>	11:30 a.m.	Gainesville, Fla.
<b>Feb. 20</b>	<b>Purdue %</b>	<b>1 p.m.</b>	<b>Atlanta, Ga.</b>
	<b>College of Charleston %</b>	<b>3:30 p.m.</b>	<b>Atlanta, Ga.</b>
<b>Feb. 21</b>	<b>Yale %</b>	<b>1:30 p.m.</b>	<b>Atlanta, Ga.</b>
<b>Feb. 22</b>	<b>Purdue %</b>	<b>4 p.m.</b>	<b>Atlanta, Ga.</b>
<b>Feb. 25</b>	<b>Mississippi State</b>	<b>4 p.m.</b>	<b>Atlanta, Ga.</b>
<b>Feb. 27</b>	<b>Notre Dame *</b>	<b>12 p.m.</b>	<b>Atlanta, Ga.</b>
<b>Feb. 28</b>	<b>Notre Dame *</b>	<b>6 p.m.</b>	<b>Atlanta, Ga.</b>
<b>March 1</b>	<b>Notre Dame *</b>	<b>5 p.m.</b>	<b>Atlanta, Ga.</b>
<b>March 3</b>	<b>Troy</b>	<b>3 p.m.</b>	<b>Atlanta, Ga.</b>
March 6	Clemson *	<b>1 p.m.</b>	<b>Atlanta, Ga.</b>
March 7	Clemson *	<b>5 p.m.</b>	<b>Atlanta, Ga.</b>
March 8	Clemson *	<b>5 p.m.</b>	<b>Atlanta, Ga.</b>
<b>March 10</b>	<b>UAB</b>	<b>3 p.m.</b>	<b>Atlanta, Ga.</b>
March 13	Virginia *	<b>6 p.m.</b>	<b>Atlanta, Ga.</b>
March 14	Virginia *	<b>6 p.m.</b>	<b>Atlanta, Ga.</b>
March 15	Virginia *	<b>6 p.m.</b>	<b>Atlanta, Ga.</b>
March 18	UgA	<b>6 p.m.</b>	<b>Atlanta, Ga.</b>
<b>March 20</b>	<b>Duke *</b>	<b>6 p.m.</b>	<b>Atlanta, Ga.</b>
<b>March 21</b>	<b>Duke *</b>	<b>6 p.m.</b>	<b>Atlanta, Ga.</b>
<b>March 22</b>	<b>Duke *</b>	<b>3 p.m.</b>	<b>Atlanta, Ga.</b>
<b>March 24</b>	<b>West Georgia</b>	<b>4 p.m.</b>	<b>Atlanta, Ga.</b>
March 27	Louisville *	<b>6 p.m.</b>	<b>Atlanta, Ga.</b>
March 28	Louisville *	<b>6 p.m.</b>	<b>Atlanta, Ga.</b>
March 29	Louisville *	<b>6 p.m.</b>	<b>Atlanta, Ga.</b>
<b>April 1</b>	<b>Mercer</b>	<b>6 p.m.</b>	<b>Atlanta, Ga.</b>
<b>April 3</b>	<b>Boston College *</b>	<b>6 p.m.</b>	<b>Atlanta, Ga.</b>
<b>April 4</b>	<b>Boston College *</b>	<b>6 p.m.</b>	<b>Atlanta, Ga.</b>
<b>April 5</b>	<b>Boston College *</b>	<b>3 p.m.</b>	<b>Atlanta, Ga.</b>
<b>April 7</b>	<b>Jacksonville State</b>	<b>1 p.m.</b>	<b>Atlanta, Ga.</b>
April 10	Iowa ^	<b>6 p.m.</b>	<b>Atlanta, Ga.</b>
April 11	Iowa ^	<b>6 p.m.</b>	<b>Atlanta, Ga.</b>
	South Dakota State ^	<b>6 p.m.</b>	<b>Atlanta, Ga.</b>
April 12	South Dakota State ^	<b>6 p.m.</b>	<b>Atlanta, Ga.</b>
<b>April 15</b>	<b>Georgia Southern</b>	<b>6 p.m.</b>	<b>Atlanta, Ga.</b>
April 17	Virginia Tech *	<b>6 p.m.</b>	<b>Atlanta, Ga.</b>
April 18	Virginia Tech *	<b>6 p.m.</b>	<b>Atlanta, Ga.</b>
April 19	Virginia Tech *	<b>6 p.m.</b>	<b>Atlanta, Ga.</b>
<b>April 22</b>	<b>Furman</b>	<b>6 p.m.</b>	<b>Atlanta, Ga.</b>
<b>April 24</b>	<b>Florida State *</b>	<b>6 p.m.</b>	<b>Atlanta, Ga.</b>
<b>April 25</b>	<b>Florida State *</b>	<b>6 p.m.</b>	<b>Atlanta, Ga.</b>
<b>April 26</b>	<b>Florida State *</b>	<b>5 p.m.</b>	<b>Atlanta, Ga.</b>
May 6-9	ACC Tournament	<b>1 p.m.</b>	<b>Atlanta, Ga.</b>
May 29	NCAA Regionals	TBD	Charlottesville, Va.
		TBD	TBD

\* Denotes ACC game

\$ Denotes Buzz Classic

& Denotes "Home Tournament" (Hosted by Florida)

% Denotes I-75 Tournament

^ Denotes Bye Week Tournament (Hosted by Iowa)

All times Eastern and subject to change

**Home games are in bold, italics**

## FOLLOW GEORGIA TECH SOFTBALL



Follow the Georgia Tech softball team all season long through a variety of outlets including [www.RamblinWreck.com](http://www.RamblinWreck.com), Facebook, Twitter, YouTube and Instagram. Fans can follow the home contests on ACC Network Extra.



Georgia Tech Softball



@GatechSoftball



GaTechSoftball



Georgia Tech Yellow Jackets

## 2026 ROSTER INFORMATION

### PRONUNCIATION GUIDE

Aileen ..... I-lean  
 Coffield ..... CAW-field  
 Leschber ..... Lesh-Ber  
 Morici ..... Mor-ee-see  
 Vukadinovich.... Voo-kuh-DEN-oh-vich  
 Cunane ..... Coo-nane

### BREAKDOWN BY CLASS

**Seniors (6):** Jayden Gailey, Reese Hunter, Addison Leschber, Paige Vukadinovich, Kenley Hilleary

**Juniors (5):** Makayla Coffield, Holly Medina,

**Sophomores (2):** Gracyn Tucker\*, Caroline Patterson\*, Raegan Wall, Emma Simon, Alyssa Willer, Sydnie Watts, Madalyn Johnson, Tymber Harris

**Freshmen (9):** Madi Duffel, Abby McKinnis, Payton Miller, Landri Pick, Gracie King, Charlotte Smith, Julia Morici, Victoria Bryant, Katie Cunane

NO.	NAME	POS.	HT.	YR	B/T	HOMETOWN/LAST SCHOOL
00	Madi Duffel	INF/UTL	5-3	Fr	L/R	Senioa, Ga./ East Coweta HS
1	Abby McKinnis	OF	5-6	Fr	L/R	Dunlap, Tenn./Sequatchie County HS
2	Raegan Wall	OF	5-8	So	L/R	Hazel Green, Ala./ JMU
3	Holly Medina	OF	5-3	Jr	L/R	Hesperia, Calif./ California
4	Jayden Gailey	INF	5-7	Sr	R/R	Lavonia, Ga./Franklin County HS
5	Makayla Coffield	LHP	5-3	Jr	L/L	Fayetteville, Ga. /Whitewater HS
6	Payton Miller	C	5-5	Fr	R/L	Shreveport, La./ North Desoto HS
7	Emma Simon	INF	5-7	So	R/R	Atlanta, Ga./Marist School
9	Landri Pick	INF	5-7	Fr	R/R	Riesel, Texas/ Riesel HS
11	Alyssa Willer	OF	5-8	So	R/R	Bethlehem, Ga./Apalachee HS
12	Gracie King	C	5-3	Fr	R/R	Boone, Iowa/ Boone HS
13	Addison Leschber	INF	5-8	Sr	L/L	Thrall, Texas/ University of Minnesota
15	Sydnie Watts	RHP	5-8	So	-	Youngstown, Ohio/Austintown Fitch HS
16	Charlotte Smith	RHP	5-7	Fr	--	Atlanta, Ga. / North Atlanta HS
17	Paige Vukadinovich	OF	5-11	Sr	L/R	Munster, Ind./Munster HS
18	Julia Morici	UTL	5-7	Fr	R/R	Marietta, Ga./ Kell HS
19	Gracyn Tucker	INF	5-10	R-So	R/R	Marietta, Ga./Lassiter HS
22	Reese Hunter	C	5-3	Sr	R/R	Roswell, Ga./Roswell HS
24	Victoria Bryant	RHP	5-11	Fr	-	Lumber Bridge, N.C./ Freedom Christian
25	Caroline Patterson	C	5-6	R-So	R/R	Macon, Ga./Tattnall Square Academy
27	Kenley Hilleary	RHP	5-4	Sr	-	Decatur, Ala./ KSU
30	Madalyn Johnson	RHP	5-10	So	-	Powhatan, Va./ JMU
32	Tymber Harris	RHP	5-11	So	-	Vidalia, Ga./ Vidalia HS
33	Katie Cunane	RHP	5-6	Fr	-	Kennesaw, Ga./ Mount Paran Christian

### COACHING STAFF

**Head Coach** – Aileen Morales (Ninth Season; Georgia Tech, 2009) – Coaches 3rd Base

**Assistant Coach** – Erin Dixon (Third Season; Eckerd College, 2015 & LSU, 2018) – Pitching Coach

**Assistant Coach** – Deven Boland (Third Season; Iowa, 2019) – Hitting Coach

**Assistant Coach** – Megan Hill (Second Season; University of Southern Mississippi 2010)

\* Denotes Red-Shirt



**GEORGIA TECH®**  
**SOFTBALL**



# TV/RADIO ROSTER

 <p><b>#00</b> <b>MADI DUFFEL</b> INF/UTL • L/R • 5-3 • Fr. Senoia, Ga. / East Coweta HS</p>	 <p><b>#1</b> <b>ABBY MCKINNIS</b> OF • R/R • 5-6 • Fr. Bufford, Ga./ Greater Atlanta Christian School</p>	 <p><b>#2</b> <b>RAEGAN WALL</b> OF • L/R • 5-8 • So. Hazel Green, Ala. / JMU</p>	 <p><b>#3</b> <b>HOLLY MEDINA</b> INF/OF • L/R • 5-3 • Jr. Hesperia, Calif. / Cal</p>	 <p><b>#4</b> <b>JAYDEN GAILEY</b> INF • R/R • 5-7 • Sr. Lavonia, Ga./Franklin County HS</p>	 <p><b>#5</b> <b>MAKAYLA COFFIELD</b> LHP • L/L • 5-3 • Jr. Fayetteville, Ga. / Whitewater HS</p>
 <p><b>#6</b> <b>PAYTON MILLER</b> C • R/L • 5-5 • Fr. Shreveport, La. / North Desoto HS</p>	 <p><b>#7</b> <b>EMMA SIMON</b> INF • R/R • 5-7 • So. Atlanta, Ga./ Marist School</p>	 <p><b>#9</b> <b>LANDRI PICK</b> INF • R/R • 5-7 • Fr. Riesel, Texas / Riesel HS</p>	 <p><b>#11</b> <b>ALYSSA WILLER</b> OF • R/R • 5-8 • So. Bethlehem, Ga./ Apalachee HS</p>	 <p><b>#12</b> <b>GRACIE KING</b> UTL/C • R/R • 5-3 • Fr. Boone, Iowa / Boone HS</p>	 <p><b>#13</b> <b>ADDISON LESCHBER</b> INF • L/L • 5-8 • Sr. Thrall, Texas/ University of Minnesota</p>
 <p><b>#15</b> <b>SYDNE WATTS</b> RHP • R/R • 5-8 • So. Youngstown, Ohio/ Austintown Fitch HS</p>	 <p><b>#16</b> <b>CHARLOTTE SMITH</b> RHP • 5-7 • Fr. Atlanta, Ga. / North Atlanta HS</p>	 <p><b>#17</b> <b>PAIGE VUKADINOVICH</b> OF • L/R • 5-11 • Sr. Munster, Ind./Munster HS</p>	 <p><b>#18</b> <b>JULIA MORICI</b> UTL • R/R • 5-7 • Fr. Marietta, Ga. / Kell HS</p>	 <p><b>#19</b> <b>GRACYN TUCKER</b> INF • R/R • 5-10 • R-Sr. Marietta, Ga. / Lassiter HS</p>	 <p><b>#22</b> <b>REESE HUNTER</b> C • R/R • 5-3 • Sr. Roswell, Ga./Roswell HS</p>
 <p><b>#24</b> <b>VICTORIA BRYANT</b> RHP • 5-11 • Fr. Lumber Bridge, N.C. / Freedom Christian</p>	 <p><b>#25</b> <b>CAROLINE PATTERSON</b> C • R/R • 5-6 • R-So. Macon, Ga./Tattnall Square Academy</p>	 <p><b>#27</b> <b>KENLEY HILLEARY</b> RHP • 5-4 • Sr. Decatur, Ga. / Kennesaw State</p>	 <p><b>#30</b> <b>MADALYN JOHNSON</b> RHP • 5-10 • So. Powhatan, Va. / JMU</p>	 <p><b>#32</b> <b>TYMBER HARRIS</b> RHP • 5-11 • So. Vidalia, Ga./Vidalia HS</p>	 <p><b>#33</b> <b>KATIE CUNANE</b> RHP • 5-6 • Fr. Kennesaw, Ga./ Mount Paran Christian School</p>
 <p><b>AILEEN MORALES</b> Head Coach - 9th Season Tech Record: 214-182 Career: 13th Season Career Record: 327-287</p>	 <p><b>ERIN DIXON</b> Assistant/Pitching Coach 3rd Season</p>	 <p><b>DEVEN BOLAND</b> Assistant/Hitting Coach 3rd Season</p>	 <p><b>MEGAN HILL</b> Assistant Coach/ Recruiting Coordinator 2nd Season</p>	 <p><b>MYA KNUTESON</b> Director of Operations 2nd Season</p>	

## MEWBORN FIELD

Shirley Clements Mewborn Field is one of the premier softball facilities in the nation. The \$4.9 million on-campus home of the Yellow Jackets was officially dedicated on March 10, 2009. It is named after Shirley Clements Mewborn, one of the first two women to receive a degree from Georgia Tech.

In its first two years at Mewborn Field, Georgia Tech hosted an NCAA Regional and was featured on ESPN. In 2009, Mewborn Field and the Jackets played host to the Atlanta Super Regional against eventual national champion Washington, which was televised on ESPN and in 2010 the entire Atlanta Regional was broadcast in HD on ESPN and ESPN2.

Mewborn Field is a state-of-the-art facility nestled at the corner of Fowler and Eighth Streets on the Georgia Tech Campus. Some of the features include:

- Backstop netting that was extended in 2017 above the dugouts to increase fan safety.
- A capacity of 1,500, including nearly 600 chair backs. Whether it's in the main grandstand or in a standing room area, each spot at Mewborn Field gives you a feeling like you are on top of the action, as well as a spectacular view of the Atlanta skyline, especially at night.
- New backstop and outfield padding that was installed for the 2016 season.
- Press box with separate TV and radio broadcast booths.
- Raised grassy hills on each baseline giving fans a unique perspective.
- Bullpen for each team with ample space for two pitchers to warm-up.
- Indoor facility down the left field line with three batting cages. Retractable batting cage nets were added for the 2017 season. The surface is the same as the infield, allowing pitchers and infielders to work out during inclement weather.
- Completed in time for the 2011 season is the team building. Located just behind the indoor facility, this building features a locker room, coaches' locker room and offices, umpire room, meeting rooms, video room and a training room.
- For the 2018 season the Yellow Jackets played under a videoboard for the first time. The Daktronics display measures 22-by-16.5 feet.





# MEWBORN FIELD

## FAST FACTS

- Officially Dedicated: March 10, 2009
- First Game: Tech defeated UT Martin, 2-1
- First Batter: Tech pitcher Tiffany Johnson struck out UTM's Jenny Bain
- First Hit: Jenny Bain, UT Martin (top of the fourth inning)
- First Georgia Tech Hit: Jen Yee (bottom of the fourth inning)
- First Home Run: Jenny Bain, UT Martin (top of the fourth inning)
- First Georgia Tech Home Run: Kristen Adkins (bottom of the fifth inning)
- First Winning Pitcher: Tiffany Johnson, Georgia Tech
- Dimensions: 190 feet down the lines, 220 to dead center
- Capacity: 1,500 (586 chair-backs)
- Cost: \$4.99 Million
- Drainage: The rain that falls on the grounds is channeled into a 42,000-gallon underground cistern beyond right field. If full, the cistern can keep the field watered for two to three weeks without rain.
- Lighting System: Musco Sports Lighting System
- Admission: Season tickets - Ranging from \$80-\$100;  
Single-game tickets - Ranging from \$12-\$18
- Parking: Free parking is typically available on a first-come, first-served basis in the McCamish Pavilion lot, pending other Georgia Tech events.



## ***Meet The Team***

---

Student-Athlete Profiles _____	9-17
Coaches, Graduate Manager & Support Staff ____	18-21
Institute President & Faculty Athletics Rep _____	22
Director of Athletics & Sport Administrator _____	23

## STUDENT-ATHLETE PROFILES

## Returners



4

## JAYDEN GAILEY

**Senior | Infielder | R/R | 5-7**  
**Lavonia, Ga. | Franklin County HS**

**As a Junior (2025):** Appeared in 39 games, making 38 starts ... Held a season high .520 batting average after going 3 for 3 with one run, one walk, and one RBI against Bradley (Feb. 15) ... Helped lead the team in doubles (11) ... Recorded two home runs against two ACC opponents, the first on the road against Cal (Mar. 14) and the second on the road against Pitt to take the series (Mar. 23) ... Held one of the longest reached base streak of the season with a 13-game reached base streak

**As a Sophomore (2024):** Appeared in 38 games, starting in 26 of them ... Batted .308 through her sophomore season alongside 15 runs, 24 hits, eight doubles, five home runs, good for 22 RBI and 47 total bases ... Had a season high two hits, three times in the 2024 season with the most recent being against Virginia (4/26/24) ... Hit two doubles against Alabama St. (4/10/24) to earn a season high three RBI

**As a Freshman (2023):** Appeared in all 14 games as a pinch hitter ... Picked up her first career hit in the form of a two-RBI double that helped propel Tech to its first ACC win of the season, downing Virginia 5-2 (March 11) ... Drew six walks, pushing home three RBI through the year while batting .143 ... Averaged a .571 on-base percentage.

**High School:** Came to The Flats from Lavonia, Ga., where she was a four-year letter winner as a first baseman and pitcher for Franklin County High School. Ranked as the No. 46 prospect and No. 6 first baseman in the nation by Extra Inning Softball, Gailey helped lead the Lions to a state championship in 2018 and regional championships in 2020 and 2021. Individually, the highly touted recruit has raked in a multitude of awards being named GACA State Player of the Year twice, Region Player of the Year three times, Region Pitcher of the Year and GACA First Team All-State. Gailey has also competed in the 2021 GADC All-Star Game. In Franklin County's record books, Gailey is the all-time leader in school history with 31 homeruns. The future Jacket totaled 49 wins, 187 hits, 51 doubles, 154 RBI and 73 walks for a .510 batting average throughout her high school career. Upon arriving at Georgia Tech, Gailey plans to major in business administration.

## CAREER STATISTICS

YEAR	AVG	GP-GS	AB	R	H	2B	3B	HR	RBI	BB	SO	SB-ATT	FLD %
2023	.143	14-0	7	0	1	1	0	0	3	6	4	0-0	.000
2024	.308	38-26	78	15	24	8	0	5	22	9	16	0-0	.992
2025	.333	39-38	105	21	35	11	0	3	18	22	20	0-0	1.000
TOTAL	.316	91-64	190	36	60	20	0	8	43	37	40	0-0	.995



5

## MAKAYLA COFFIELD

**Junior | Left Handed Pitcher | L/L | 5-3**  
**Fayetteville, Ga. | Whitewater HS**

**As a Sophomore (2025):** Appeared in 23 games, making two starts in the circle ... Finished the season second on the pitching staff for wins after recording seven wins in the season ... Faced 12 batters across 2.2 innings pitched and recorded one strikeout to help the Yellow Jackets defeat No. 18 Stanford 5-4 (Feb. 28) ... During Tech's 4-3 win against Dayton (Feb. 23) Coffield had a season high performance, facing 16 batters across 5.1 innings and recording seven strikeouts ... Pitched 2.2 innings against Florida Atlantic during Tech's NCAA Regional appearance (May 16)

**As a Freshman (2024):** Made 13 appearances in the circle and threw a total 16 strikeouts across 23.1 innings in the 2024 season ... Had her first collegiate appearance against Villanova (2/9/24) where she pitched 1.0 innings ... Earned her first collegiate strikeouts (2) against LSU (2/15/24) ... Recorded two saves, the first being Tech's 5-1 win against Syracuse (3/28/24) and the second being Tech's 6-2 win over Virginia Tech in the Quarterfinals of the ACC Championship (5/9/24)

**High School:** Captain and four-year letter winner as a pitcher, outfielder and first baseman for Whitewater High School ... Came in as the No. 21 prospect in the nation according to Extra Inning Softball ... Aided the Wildcats in four postseason runs, including region championships in 2019 and 2022 ... Pushed her squad along to the Elite Eight in 2019, followed by a Final Four run in 2020 before finishing as state runner up in 2022 ... Garnered multiple honors as she was named all-state last season and has been selected to both all-region and all-county teams in each of the last four years ... Competed in a senior all-star game ... Posted a 0.36 ERA with 237 punchouts and a .077 batting average against, allowing just six runs on 30 hits with 18 walks in 118.1 innings of work in 2022 ... Amassed 544 career strikeouts over the course of her career ... On the travel circuit, played alongside teammate Gracie Hillman on the Birmingham Thunderbolts as she tossed 22 shutout innings without allowing a walk, surrendering just five hits while compiling 30 strikeouts last season ... Also hurled a pair of combined no hitters along with a perfect game ... Was a member of the National Honor Society, National Science Honor Society, National Social Studies Honor Society, Beta Club and School Ambassadors ... Was vice president of the HOSA, a four-time honoree on high honor roll and in the top one percent of her 2023 class ... Majoring in biomedical engineering at Georgia Tech.

## AWARDS

2024 Academic All-ACC

2025 NFCA Scholar Athlete

## CAREER STATISTICS

YEAR	ERA	W-L	APP-GS	CG	SHO	SV	IP	H	R	ER	BB	SO	BAVG
2024	5.70	0-0	13-0	0	0/0	2	23.1	26	23	19	14	16	.280
2025	5.55	7-5	24-2	0	0/1	1	40.1	43	32	32	15	32	.272
TOTAL	5.61	7-5	37-2	0	0/1	3	63.2	69	55	51	29	48	.276

# STUDENT-ATHLETE PROFILES

## Returners



### 7 EMMA SIMON

**Sophomore | Infielder | R/R | 5-7**  
**Atlanta, Ga. | Marist School**

**As a Freshman (2025):** Was one of four players to start all 51 of Tech's 2025 season games ... Made her first career start against Belmont on Feb. 7 during the Buzz Classic Tournament ... Finished the season with 102 at bats, 13 runs, 22 hits, three doubles, seven RBI, and 25 total bases ... Scored her first career run to help Tech earn its first road win of the season with a 12-8 finish against Southern Illinois (Feb. 14) ... Defensively finished her freshman campaign with 71 putouts and 90 assists ... Scored a career high two runs against No. 18 Stanford (Mar. 1) ... Recorded a career high three total bases during Tech's first game of the NCAA Regionals against Florida Atlantic (May 17)

**High School:** Graduated from the Marist School ... Named the 2024 Georgia High School Association Regional Defensive Player of the Year ... 2024 GHSA First Team All-State and All-Region honors ... Senior season held a .404 batting average, recording 13 runs, 19 hits, 14 RBI, four doubles, four home runs, and six stolen bases in 15 games played ... Recorded 42 putouts, 24 assists, and had a hand in a pair of double plays ... Played in the 2024 Georgia Dugout Club Senior All-State Game ... 2023 season held a .361 batting average as well as 17 runs, 22 hits, 18 RBI, four doubles, three triples, and five stolen bases in 19 games played ... First season as shortstop held a .930 fielding percentage with 87 putouts, six assists, and helped turn five double plays 2023 two-time PGF Show Me the Money All-Tournament Team honoree ... Member of the National Honor Society, Spanish National Honor Society, and Science National Honor Society ... Dean's List through every term at Marist

#### AWARDS

2025 NFCA Scholar Athlete

#### CAREER STATISTICS

YEAR	AVG	GP-GS	AB	R	H	2B	3B	HR	RBI	BB	SO	SB-ATT	FLD %
2025	.216	51-51	102	13	22	3	0	0	7	19	12	0-2	.899
<b>TOTAL</b>	<b>.216</b>	<b>51-51</b>	<b>102</b>	<b>13</b>	<b>22</b>	<b>3</b>	<b>0</b>	<b>0</b>	<b>7</b>	<b>19</b>	<b>12</b>	<b>0-2</b>	<b>.899</b>



### 11 ALYSSA WILLER

**Sophomore | Outfielder | R/R | 5-8**  
**Bethlehem, Ga. | Apalachee HS**

**As a Freshman (2025):** Appeared in 46 games, making 42 starts ... Made her first career appearance and scored her first career run to help Tech beat Belmont 1-0 in the Buzz Classic (Feb. 7) ... Had her first career start in right field against Western Kentucky (Feb. 8) ... Claimed a permanent starting spot following her performance against Troy (Feb. 19) where she went s for 3 with one run, five RBI, and recorded a team high two triples ... Recorded her first career home run against No. 18 Stanford (Mar. 1) ... Was one of three Yellow Jackets to hit a grand slam this season after she hit her first career grand slam against Cal to help Tech win game three of the series, 8-5 (Mar. 16) ... Finished the season first on the team for on base percentage (.482) and second for batting average (.340) and slugging percentage (.604).

**High School:** No. 59-ranked player in the 2024 signing class according to Extra Inning Softball ... 1st Team All-Georgia honoree for her efforts at Apalachee HS, earning 6A Georgia Dugout Club player of the year and regional defensive player of the year in the process ... Helped Apalachee HS in its 2022 state championship game, becoming the first softball team in Apalachee HS history to reach the final game ... Three-sport athlete, also competing in basketball and track & field at the high school level ... Named honorable mention all-region in basketball her junior year ... Plans on majoring in business administration at Georgia Tech with hopes of eventually running her own business

#### AWARDS

2025 ACC All-Freshman  
2025 Second Team All-ACC  
2025 NFCA Third Team All-Region

#### CAREER STATISTICS

YEAR	AVG	GP-GS	AB	R	H	2B	3B	HR	RBI	BB	SO	SB-ATT	FLD %
2025	.340	46-42	106	33	36	3	2	7	27	29	22	3-3	1.000
<b>TOTAL</b>	<b>.340</b>	<b>46-42</b>	<b>106</b>	<b>33</b>	<b>36</b>	<b>3</b>	<b>2</b>	<b>7</b>	<b>27</b>	<b>29</b>	<b>22</b>	<b>3-3</b>	<b>1.000</b>



## STUDENT-ATHLETE PROFILES

## Returners



# 13 ADDISON LESCHBER

**Senior | Infielder | L/L | 5-8**  
**Thrall, Texas | University of Minnesota**

**As a Junior (2025):** Appeared in 46 games, making 42 starts ... Scored her first run and recorded her first hit as a Yellow Jacket during Tech's 2-1 win over Eastern Kentucky during the Buzz Classic (Feb. 8) ... Recorded a season high three runs twice, the first against Syracuse (Apr. 4) and the second during Tech's 8-0 win over Cal to advance to advance in the ACC Tournament (May 7) ... Went 5 for five with six total bases in Tech's 6-3 win over Jacksonville State (Apr. 8) ... Went 3 for 3 with two runs scored, one home run, and six total bases during Tech's NCAA Regional game against Florida Atlantic (May 16) ... Finished the season first on the team for batting average (.350) and slugging percentage (.607), and second for on base percentage (.472) ... Held one of the longest reached base streak of the season with a 13-game reached base streak ... Finished the season leading the team in putouts (249)

**As a Sophomore (2024 – Minnesota):** Had 33 starts and 47 appearances ... Against Maryland, hit one home run all three games ... Hit nine doubles ... Recorded a season high three hits against Georgia Tech (Feb. 16) ... Had four two-RBI games ... Finished the season with 13 putouts and a 1.000 fielding percentage

**As a Freshman (2023 – Minnesota):** Made 22 starts during her freshman campaign as the designated player ... Recorded a career high two home runs in a win over No. 20 Oregon (March 3) ... In her first game, recorded a run, double, and three RBI (Feb. 10) ... Hit her first career home run, driving in three against North Carolina at the ACC/Big Ten Challenge (Feb. 18) ... Launched a home run against Texas A&M Commerce in her home state (Feb. 24) ... Recorded a career high two hits against No. 15 LSU (March 4)

## AWARDS

2024 Big Ten Distinguished Scholar  
2024 Academic All-Big Ten  
2025 CSC Academic All-District  
2025 NFCA Third Team All-Region  
2025 NFCA Scholar Athlete

## CAREER STATISTICS

YEAR	AVG	GP-GS	AB	R	H	2B	3B	HR	RBI	BB	SO	SB-ATT	FLD %
2023	.228	47-22	79	12	18	4	0	4	14	10	21	0-0	1.000
2024	.207	47-33	111	12	23	9	0	3	13	16	13	1-1	1.000
2025	.350	46-43	117	29	41	4	1	8	28	20	16	2-2	.981
<b>TOTAL</b>	<b>.267</b>	<b>140-98</b>	<b>307</b>	<b>53</b>	<b>82</b>	<b>17</b>	<b>1</b>	<b>15</b>	<b>55</b>	<b>46</b>	<b>50</b>	<b>3-3</b>	<b>.982</b>



# 15 SYDNIIE WATTS

**Sophomore | Right Handed Pitcher | 5-8**  
**Youngstown, Ohio | Austintown Fitch HS**

**As a Freshman (2025):** Appeared in 16 games, making 12 starts ... Made her first career start and recorded her first career win after recording three strikeouts across 4.0 innings pitched against Southern Illinois (Feb. 14) ... Recorded a career high six strikeouts twice during the 2025 season, the first in Tech's 15-0 win over Dayton during the I-75 Tournament (Feb. 23) and the second in Tech's 1-0 win over Georgia Southern (Apr. 1) ... Saw actions against five top-25 opponents ... Finished the season with a perfect 3-0 record, including her first ACC win with a 4-3 finish against Syracuse (Apr. 4)

**High School:** 2024 Ohio Gatorade Player of the Year honors after leading the Falcons to a 23-1 record and a second straight Division I State Championship ... 0.53 ERA through 133.1 innings pitched also earned her the Ohio Max Preps Player of the Year, Max Preps First Team All-American honors, and NFCA First Team All-American honors ... Sophomore collected the Ohio Max Preps Player of the Year honors for the first time along with Max Preps First Team All-American Underclassmen, Second Team All-American, NFCA Third Team All-American, and NFCA First Team All-Region honors ... DI First Team All-State, First Team All-District, and First Team All-Conference honors ... Three-time Conference and District Champions (2022-24) along with Regional and State Champions (2023-24), which featured an undefeated 2023 season, only one run allowed across back-to-back state tournaments, a no-hitter in the 2023 State Semifinal, and a 2024 Semifinal perfect game ... Holds the Austin Fitch HS records for ERA (0.56), shutouts (39), no hitters (16), perfect games (6), and strikeouts in 400 innings (868) ... Holds the state record for no hitters in a single season (7), perfect games in a single season (3), and consecutive games not surrendering a homerun (5) ... Plans to study biomedical engineering

## CAREER STATISTICS

YEAR	ERA	W-L	APP-GS	CG	SHO	SV	IP	H	R	ER	BB	SO	BAVG
2025	5.83	3-0	16-12	1	1/1	0	42.0	47	40	35	18	38	.272
<b>TOTAL</b>	<b>5.83</b>	<b>3-0</b>	<b>16-12</b>	<b>1</b>	<b>1/1</b>	<b>0</b>	<b>42.0</b>	<b>47</b>	<b>40</b>	<b>35</b>	<b>18</b>	<b>38</b>	<b>.272</b>

## STUDENT-ATHLETE PROFILES

## Returners



17

PAIGE VUKADINOVICH

Senior | Outfielder | L/R | 5-11  
Munster, Ind. | Munster HS

**As a Junior (2025):** Was one of four players to start all 51 of Tech's 2025 season games ... Recorded a season high five at bats in Tech's 6-3 win over Jacksonville State (Apr. 8) ... Led the team in multi-hit games with 11 during the 2025 season ... Recorded one home run this season which was accompanied by four total bases against Kentucky (Feb. 22) ... Finished the season leading the team in stolen bases after successfully stealing 8 bases out of 9 total stolen base attempts ... Held the second longest reached base streak of the season with a 12-game reached base streak


**As a Sophomore (2024):** Appeared in 47 games, making 37 starts during her sophomore season... finished the 2024 season with a .313 batting average along with 15 runs, 30 hits, six doubles, six RBI and 38 total bases ... Had a season high three hits against UNC Greensboro (2/23/24) ... Hit two doubles against Northwestern (2/17/24) Recorded a season-high four putouts in Tech's 4-1 win against NC State Finished the 2024 season with a .938 fielding percentage

**As a Freshman (2023):** Played in 40 games through the season, starting in 24 of them in the outfield ... Finished her freshman season with a .271 batting average by way of 19 hits, a double and two triples for 11 RBI and 17 runs scored ... Slugged .343 with a .354 on-base percentage for the year ... Stole seven bases and drew nine walks ... Never made an error with 30 putouts ... Went 2-for-3 for a career-high three RBI with her first career triple in her collegiate debut during the season opener against UConn (Feb. 10) ... Recognized by NCAA softball for a diving catch in a 3-0 victory over Pitt (April 16) ... Strung together as high as a four-game hitting streak and a 10-game streak of reaching base ... Went 2-for-4 for a pair of RBI in a 10-(5) mercy-rule triumph at Georgia State (Feb. 14) ... Finished 2-for-2 with a double and two RBI in a 12-2 run-rule win over UNI (March 3).

**High School:** Came to Georgia Tech from Munster, Ind., where she was a four-year letter winner in center field for Munster High School. The future Yellow Jacket came in as the No. 25 prospect and No. 10 outfielder in the nation according to Extra Inning Softball after aiding the Mustangs to a pair of conference championships. Individually, Vukadinovich garnered multiple honors as she was named First Team All-Conference twice, First Team All-Area and Second Team All-Area. The lauded recruit currently owns multiple school records for the Mustangs, placing third in school history in a single season in batting average (.479), hits (45) and RBI (36). She set the school record for triples in a season (6) and tied it the following season while also breaking the program record for single season hits (52) and batting average (.520). A two-time honor roll recipient, Vukadinovich intends to major in business at Georgia Tech.

## CAREER STATISTICS

YEAR	AVG	GP-GS	AB	R	H	2B	3B	HR	RBI	BB	SO	SB-ATT	FLD %
2023	.271	40-24	70	17	19	1	2	0	11	9	16	7-11	1.000
2024	.316	47-37	95	15	30	6	1	0	6	7	12	3-5	.938
2025	.338	51-51	142	34	48	9	2	1	21	15	20	8-9	.972
<b>TOTAL</b>	<b>.316</b>	<b>138-112</b>	<b>307</b>	<b>66</b>	<b>97</b>	<b>16</b>	<b>5</b>	<b>1</b>	<b>38</b>	<b>31</b>	<b>48</b>	<b>18-25</b>	<b>.964</b>



19

GRACYN TUCKER

Red-Shirt Sophomore | Infielder | R/R | 5-10  
Marietta, Ga. | Lassiter HS

**As a Red Shirt Freshman (2025):** Was one of four players to start all 51 of Tech's 2025 season games ... Finished the season leading the team in runs (34), hits (47), home runs (12), RBI (43), and total bases (88) ... Hit two of Tech's four grand slams in 2025, the first against No. 18 Stanford (Mar. 1) which was the first against a ranked opponent since the 2022, and the second against in game three against Pitt to help the Jackets take the ACC series (Mar. 23) ... Held the second longest reached base streak of the season with a 12-game reached base streak ... Led the team in multi-RBI games (9) and was one of two Jackets to record a 5+ RBI game ... Scored two runs in eight games in the 2025 season, two of which were against top-25 opponents (Auburn, Mar. 12; OSU, Mar. 27)

**As a Freshman (2024):** Appeared in nine games during her freshman campaign ... made her first career appearance against Alabama (2/9/24) ... Batted .471 through her first collegiate season recording five runs, eight hits, one double, two home runs, four RBI and 15 total bases ... Recorded her first career home run against Georgia St. alongside a career high three hits, two runs, six total bases, and one assist (2/21/24) ... Marked her first career hit and run scored with a home run against Longwood (2/11/24)

**High School:** A four-year letter winner splitting time at third, second and shortstop for Lassiter High School in Marietta, Ga. ... Came in as the No. 41 prospect in the nation according to Extra Inning Softball ... Helped propel the Trojans to back-to-back 6A state championships, gathering a wealth of personal accolades in the process ... Individual recognitions include being named a USA Softball All-American twice, 2021 6A Player of the Year, MVP of Lassiter High School twice and all-state, all-region and all-county four times apiece ... Also selected for 2021 high school all-star games ... Over the course of her high school career, batted .409 with a .453 on-base percentage, a 1.117 OPS and a .472 average with runners in scoring position ... Compiled 146 runs, 184 hits, 40 doubles and 134 RBI in 138 games ... On the travel circuit, competed for Bombers Fastpitch ... Academically, Tucker is a member of the National Honor Society ... Majoring in business at Georgia Tech.

## AWARDS

2025 NFCA Third Team All-Region  
2025 NFCA Scholar Athlete  
2025 CSC Academic All-District  
2025 ACC All-Freshman

## CAREER STATISTICS

YEAR	AVG	GP-GS	AB	R	H	2B	3B	HR	RBI	BB	SO	SB-ATT	FLD %
2024	.417	9-4	17	5	8	1	0	2	4	1	1	0-0	.889
2025	.313	51-51	150	34	47	5	0	12	43	23	21	0-0	.905
<b>TOTAL</b>	<b>.329</b>	<b>60-55</b>	<b>167</b>	<b>39</b>	<b>55</b>	<b>6</b>	<b>0</b>	<b>14</b>	<b>47</b>	<b>24</b>	<b>22</b>	<b>0-0</b>	<b>.904</b>

## STUDENT-ATHLETE PROFILES

## Returners



22

## REESE HUNTER

Senior | Catcher | R/R | 5-3  
Roswell, Ga. | Roswell HS

**As a Junior (2025):** Appeared in 46 games, making 41 starts ... Finished the season second for putouts (242) ... Scored her first run of the season during Tech's 3-2 win over Western Kentucky (Feb. 9) ... Scored a season high two runs in two games during the 2025 season, the first in Tech's 12-8 win over Southern Illinois (Feb. 14) and the second during Tech's 11-3 win to sweep NC State (Mar. 9) ... Recorded a season high three hits in Tech's 5-4 win over NC State which gave the Yellow Jackets their first ACC series win of the season ... Had a season high 10 putouts against Bradley (Feb. 15)

**As a Sophomore (2024):** Appeared in 53 games, starting in 51 of them ... Batted .275 through her sophomore season alongside 20 runs, 39 hits, five doubles, nine home runs, good for 25 RBI and 71 total bases ... Notched a season high three hits against Louisiana Tech (4/6/24) ... Recorded a season high two home runs alongside a season high two assists early in the season against Stanford (2/15/24) ... Brought in two runs along with three RBI in Tech's 10-7 win against Kennesaw St. (4/23/24) ... Marked a season high 13 putouts in the Yellow Jacket's 5-3 win against Louisville (4/14/24)

**As a Freshman (2023):** Appeared in all 27 games, starting in 24 of them ... Played catcher in all except two outings ... Batted .219 through her freshman season by way of 14 hits, a double and three home runs for six RBI and four runs scored ... Slugged .375 with a .254 on-base percentage ... Blasted a walk-off solo home run to secure Tech's upset of No. 18 Auburn, the lone ranked victory of the season (March 8) ... Caught a pair of Tigers attempting to steal ... Went 2-for-3 in her first collegiate appearance as Tech topped Saint Francis, 7-0 (Feb. 12) ... Went 2-for-3 with her first career home run for a career-high two RBI in a 7-6 triumph over Penn State (Feb. 25) ... Went 2-for-3 with her third career home run against No. 10 Duke (April 23) ... Tied sixth in program history with 14 putouts against Alabama State (April 19) ... Third on the squad with 139 putouts.

**High School:** Hunter was a four-year letter winner at catcher and shortstop for Roswell High School. Also earning the nod as captain for a season, Hunter comes in as the No. 24 prospect and No. 8 catcher in the nation according to Extra Inning Softball. Throughout her high school career, Hunter has piled up individual recognitions being named 7A First Team All-Region at catcher and All-Summer team by Extra Inning Softball in 2020 and 2021 while being honored by the Hornets as defensive player of the year twice, offensive player of the year and MVP. Hunter has also competed in multiple GADC All-State games. Academically, Hunter was named to the Principal's Honor Roll each semester of her high school career and plans to major in business at Georgia Tech.

## AWARDS

2024 Academic All-ACC  
2025 NFCA Scholar Athlete

## CAREER STATISTICS

YEAR	AVG	GP-GS	AB	R	H	2B	3B	HR	RBI	BB	SO	SB-ATT	FLD %
2023	.219	27-24	64	4	14	1	0	3	6	3	6	0-0	.967
2024	.275	53-51	142	20	39	5	0	9	25	17	12	0-0	.988
2025	.209	46-41	110	9	23	3	0	1	12	7	15	3-3	.989
<b>TOTAL</b>	<b>.241</b>	<b>126-116</b>	<b>316</b>	<b>33</b>	<b>76</b>	<b>9</b>	<b>0</b>	<b>13</b>	<b>43</b>	<b>27</b>	<b>33</b>	<b>3-3</b>	<b>.982</b>



25

## CAROLINE PATTERSON

Red-Shirt Sophomore | Catcher | R/R | 5-4  
Macon, Ga. | Tattnall Square Academy

**As a Red Shirt Freshman (2025):** Appeared in 23 games, making 11 starts behind the plate ... Scored a season high two runs during Tech's 15-0 shutout win over Dayton (Feb. 23) ... 2025 season was highlighted by her homerun and four total bases against No. 18 Stanford (Mar. 1) ... Finished the season with 34 at bats, five runs, six hits, one home run, five RBI, nine total bases, and 48 putouts

**High School:** Tied for No. 13 in the Extra Elite 100 rankings (along with fellow Jacket, Carter Wachtel) ... Two-time team captain with her high school, Tattnall Square Academy ... Regional player of the year in both 2022 and 2023, earning Georgia Player of the Year honors in 2022 ... Tournament MVP as her team, Mojo 2023-Lunsford, won the 16U Alliance Nationals title in 2022 ... Went 4-5 with three homeruns and eight RBI 2023 GIAA All State games ... Hold her high school's records in: runs scored, single season RBI, single season extra base hits, career homeruns and single season homeruns ... Four-year honor roll student ... Plans on majoring in Business at Georgia Tech.

## CAREER STATISTICS

YEAR	AVG	GP-GS	AB	R	H	2B	3B	HR	RBI	BB	SO	SB-ATT	FLD %
2025	.176	23-11	34	5	6	0	0	1	5	7	4	0-0	.983
<b>TOTAL</b>	<b>.176</b>	<b>23-11</b>	<b>34</b>	<b>5</b>	<b>6</b>	<b>0</b>	<b>0</b>	<b>1</b>	<b>5</b>	<b>7</b>	<b>4</b>	<b>0-0</b>	<b>.983</b>

## STUDENT-ATHLETE PROFILES

## Returners



32

TYMBER HARRIS

Sophomore | Right Handed Pitcher | 5-11  
Vidalia, Ga. | Vidalia HS

**As a Freshman (2025):** Appeared in two games ... Made her freshman debut against No. 15 Oklahoma State (Mar. 28) where she pitched 1.0 innings ... Recorded a career high two strikeouts against 10 batters faced across 2.0 innings against No. 19 Clemson (Apr. 26)

**High School:** Three-time regional champion pitcher with Vidalia HS ... No. 26-ranked player in the class according to Extra Innings Softball ... Pitched her way to 1st Team all-region honors in all four years of high school ... Set the Vidalia HS record for career strikeouts at 690 and the record for strikeouts in a single season (344) ... Member of the National Honors society ... Plans on studying education

## CAREER STATISTICS

YEAR	ERA	W-L	APP-GS	CG	SHO	SV	IP	H	R	ER	BB	SO	BAVG
2025	4.67	0-1	2-0	0	0/0	0	3.0	4	3	2	1	2	.308
<b>TOTAL</b>	<b>4.67</b>	<b>0-1</b>	<b>13-0</b>	<b>0</b>	<b>0/0</b>	<b>0</b>	<b>3.0</b>	<b>4</b>	<b>3</b>	<b>2</b>	<b>1</b>	<b>2</b>	<b>.308</b>

## Transfers



2

RAEGAN WALL - JMU

Sophomore | Outfielder | L/R | 5-8  
Hazel Green, Ala. | James Madison

**As a Freshman (2025 - JMU):** Played in all 54 games, with 44 starts in right field ... Tallied 30 hits, including first collegiate hit against NC State (2/8) ... Batted .294, scoring 23 runs with three doubles ... Second on the team with 20 stolen bases, good enough for seventh in a single-season in program history ... Notched a team-leading four triples, which is tied for fourth in JMU single-season records ... Had a career-high three hits against Coastal Carolina (4/25) ... Stole two-plus bases in three games

**Before JMU:** Ranked 27th in the southeast region by Softball Extra Innings ... As a junior, named first-team all-state after she broke the school records for stolen bases (40) and runs scored (61)

## CAREER STATISTICS

YEAR	AVG	GP-GS	AB	R	H	2B	3B	HR	RBI	BB	SO	SB-ATT	FLD %
2025	.294	54-44	102	23	30	3	4	0	7	7	15	20-24	.983
<b>TOTAL</b>	<b>.294</b>	<b>54-44</b>	<b>102</b>	<b>23</b>	<b>30</b>	<b>3</b>	<b>4</b>	<b>0</b>	<b>7</b>	<b>7</b>	<b>15</b>	<b>20-24</b>	<b>.983</b>



30

MADALYN JOHNSON - JMU

Sophomore | RHP | 5-10  
Powhatan, Va. | James Madison

**As a Freshman (2025 - JMU):** Appeared in 19 games with 12 starts in the circle ... Pitched two complete games ... Threw four innings of a five-inning no-hitter against George Mason (4/15) ... Struck out 60 batters in 53.1 innings pitched ... Had a career-high nine strikeouts versus Jax State (2/21) ... Earned first collegiate win against Radford (3/7) ... JMU Athletic Director's Scholar-Athlete (Spring 2025)

**Before JMU:** Holds the Powhatan High School record in regular season total strikeouts, racking up 240 in 125 innings (13.44 per seven innings) as a junior in 2023 ... Recorded 16 wins in the circle, including six shutouts ... Played both ways, hitting a robust .385 at the plate ... Named to the first-team Virginia All-Region (4B) in sophomore and junior campaigns

## AWARDS

2024-2025 Sun Belt Conference Academic Honor Roll

## CAREER STATISTICS

YEAR	ERA	W-L	APP-GS	CG	SHO	SV	IP	H	R	ER	BB	SO	BAVG
2025	4.59	2-7	19-12	2	0/0	0	53.1	62	42	35	28	60	.284
<b>TOTAL</b>	<b>4.59</b>	<b>2-7</b>	<b>19-12</b>	<b>2</b>	<b>0/0</b>	<b>0</b>	<b>53.1</b>	<b>62</b>	<b>42</b>	<b>35</b>	<b>28</b>	<b>60</b>	<b>.284</b>



## STUDENT-ATHLETE PROFILES

## Transfers



## 3 HOLLY MEDINA - CAL

**Junior | Infielder/ Outfielder | L/R | 5-3**  
Hesperia, Calif. | California

**As a Sophomore (2025 – Cal):** Appeared in 47 games with 22 starts... Tallied 23 runs, 20 hits, five RBIs, five walks and two doubles in 70 at bats... Second on team in stolen bases (9)

**As a Freshman (2024 – Cal):** Played in 41 games with 16 starts... Totaled 17 runs, 11 hits in 42 at bats... tied for third on team in stolen bases (6)

**Prior to Cal:** Mojave River League Player of the Year (2022) ... First Team All-Mojave River League (2022) ... All-CIF Southern Section Division 4 (2022) ... Oak Hills High School Player of the Year (2022) ... Two-time Mojave River League Champion (2021-22) ... Oak Hills High School Offensive Player of the Year (2021) ... First Team All-Mojave River League (2021) ... Batted .515 with a .556 OBP and .680 SLG (2022) ... Set school record with 32 SB (2021) ... Third-Place Alliance Nationals (2022)

### CAREER STATISTICS

YEAR	AVG	GP-GS	AB	R	H	2B	3B	HR	RBI	BB	SO	SB-ATT	FLD %
2024	.262	41-16	42	17	11	1	0	0	1	4	5	6-9	.964
2025	.253	47-22	79	23	20	2	0	0	5	5	15	9-13	.951
<b>TOTAL</b>	<b>.256</b>	<b>88-38</b>	<b>121</b>	<b>40</b>	<b>31</b>	<b>3</b>	<b>0</b>	<b>0</b>	<b>6</b>	<b>9</b>	<b>20</b>	<b>15-19</b>	<b>.957</b>



## 27 KENLEY HILLEARY - KSU

**Senior | Right Handed Pitcher | 5-4**  
Decatur, Ala. | Kennesaw State

**As a Junior (2025 – Kennesaw State):** Appeared in 25 games, making 11 starts ... Pitched six innings against Pittsburgh on Feb. 8 ... Picked up her first win of the season in a relief appearance against Morehead State, throwing 3.2 of shutout ball with three strikeouts (Feb. 14) ... Came in relief against Saint Louis, throwing 6.0 innings and surrendering one run (March 1) ... Recorded her first save of the season on the following day versus Rider (March 2) ... Struck out a season-high six batters against FIU on March 14. She ranks eighth among KSU DI players in strikeouts (261) and ninth in innings pitching at 308.0

**As a Sophomore (2024 – Kennesaw State):** Recorded the first complete game shutout of the season and of her career versus Northwestern State Feb. 10... Earned the first back-to-back wins of the season versus UTSA (2/9) and NW State (2/10)... Racked up nine strikeouts, a season high for Hilleary and for the Owls... Showed out during the Stetson series as she tossed nine innings of one run ball along with six strikeouts in game one (3/16)... Recorded her first save of the season to lock down the Owls' first series win of the season versus Stetson... Slashed through the Bellarmine Knights (4/12) as she tallied eight punchouts in a complete game performance allowing just one run... Retired 5 batters on just eight pitches to slam the door shut... Refused to allow extra bases hits surrendering just 17 doubles, 10 less than the '23 season and three home runs, eight less than the year before

**As a Freshman (2023 – Kennesaw State):** Made 18 starts and 29 total appearances in 2023 ... made her first career appearance and earned first strikeout against UT Martin on Feb. 10 ... made first career start vs. Murray State on Feb. 17 ... pitched 10-inning complete game against Indiana State on Feb. 24 allowing only five hits and one earned run with five strikeouts ... led KSU's upset win over No. 11/7 Alabama on Feb. 26 with a complete game allowing only four hits and three runs for her first career victory in the circle ... pitched 5.0 innings with 10 strikeouts, four hits and zero earned runs in KSU's 5-0 win at Georgia Southern (Mar. 7) ... notched 12 strikeouts allowing only five hits and zero earned runs in 5.2 innings pitched on Mar. 11 vs. North Dakota ... posted a one-hit complete game in the circle with six strikeouts on Mar. 25 vs. ECU ... she struck again against Samford on Apr. 26, pitching 10 innings of relief with 15 strikeouts, allowing only one earned run and four hits ... the freshman threw 142 pitches in the outing, 101 finding the strike zone

**Prior to KSU:** Earned second-team all-state honors and was nominated for player of the year while playing for a program ranked in the top 10 in the state of Alabama ... Received the Austin Booster Club Academic Award in 2020 and was named to the National English Honor Society in 2021 ... Earned the highest GPA on the softball team in three of her four years ... Played A-class travel ball across the country since her freshman year of high school

### HONORS AND AWARDS

2023 ASUN Pitcher of the Week (Feb. 27)  
2023 NFCA "Selected Top Performance" (Feb. 28)  
2023 ASUN All-Freshman Team

### CAREER STATISTICS

YEAR	ERA	W-L	APP-GS	CG	SHO	SV	IP	H	R	ER	BB	SO	BAVG
2023	3.13	7-10	29-18	8	0	1	132.1	98	55	46	56	137	.204
2024	3.59	4-7	30-13	4	1	1	95.2	95	60	49	32	75	.255
2025	3.59	3-7	3-7	2	0	1	80.0	54	54	41	49	49	.270
<b>TOTAL</b>	<b>3.09</b>	<b>14-24</b>	<b>84-42</b>	<b>14</b>	<b>1</b>	<b>3</b>	<b>308.0</b>	<b>278</b>	<b>169</b>	<b>136</b>	<b>137</b>	<b>261</b>	<b>.238</b>

## STUDENT-ATHLETE PROFILES

## Newcomers



00

MADI DUFFEL

**Freshman | Infielder/ Utility | L/R | 5-3**  
**Senoia, Ga. | East Coweta HS**

**Prior to Tech:** Graduated from East Coweta High School where she was a four year starting short stop, three of those years as captain ... 2023 Offensive Player of the Year for Coweta County ... 7A State Player of the Year in 2022 ... 7A Region 2 Player of the year in 2022 ... 6A Region 2 player of the Year in 2024 ... 1st Team All-State in 2021-2024 ... 6A State Champion in 2024 ... Competed in the All-State Senior Game her senior year of high school ... Enters her collegiate career with a 232 hits, 199 runs, and a .525 career batting average



9

LANDRI PICK

**Freshman | Infielder | R/R | 5-7**  
**Riesel, Texas | Riesel HS**

**Prior to Tech:** Graduated from Riesel High School where she was the Salutatorian and four-year captain ... Holds the season home run record (18) that she set in 2022 ... #26 in Extra Innings Softball Elite 100 Players in 2019 ... 2020 TFL National Championship Runner Up Team ... #8 in Extra Innings Softball Elite Infielders (2021) ... #10 in Extra Innings Softball Elite 100 Players (2021) ... TFL National Championship Runner Up Team (2022) ... #6 in Extra Innings Softball Elite 100 Players (2022) ... #7 team in Extra Innings Softball Elite 80 Teams (2022) ... #1 in Extra Innings Softball Elite Infielders (2022) ... 2022 First Team All-District ... 2023 13-2A Offensive Player of the Year ... 2023 Super Centex First Team honoree ... 2023 First Team All-State ... 2023 Top 25 Middle Infielder in Texas ... Voted #1 Texas High School Middle Infielder 2023 ... Vice President of NHS, President of Student Council, Science Scholar, Physics Scholar, and Art Scholar ... Two-time Riesel High School Varsity Softball MVP



1

ABBY MCKINNIS

**Freshman | Outfielder | R/R | 5-6**  
**Buford, Ga. | Greater Atlanta Christian**

**Prior to Tech:** Graduated from Greater Atlanta Christian ... Letter in softball three years as well as lettered in track her freshman year ... Two-time Regional Champions (2021, 2022) ... One-time State Champions (2022) ... All American MSP (2023, 2024) ... First team All-County ... First Team All-state and First Team All-Region in 2024 ... Broke the homerun record at Greater Atlanta Christian in one season Competed in the All-State Senior Game at Truist Park ... Was on the Honor Roll, Dean's list, and President's list ... Was a member of the Beta Club and NHSS as well as the Black Athletes Association



12

GRACIE KING

**Freshman | Catcher/ Utility | R/R | 5-3**  
**Boone, Iowa | Boone HS**

**Prior to Tech:** Graduated from Boone High School where she was on the Honor Roll for all four years and never held lower than a 3.5 GPA ... Was named to the 16u Super Cup All-Tournament Team in 2021 and 2022 ... Ranked No. 53 by Softball Extra Innings in 2023 ... Placed third at Alliance 16u Nationals in Tier 1 before placing fifth in 18u the following year ... Two-time President's List Honoree ... One-time Dean's List Honoree



6

PAYTON MILLER

**Freshman | Catcher | R/L | 5-5**  
**Shreveport, La. | North Desoto HS**

**Prior to Tech:** Graduated with four chords from North Desoto High School where she was a catcher for four seasons ... Three-time State Champions (2022, 2023, 2025) ... All-State Honoree (2022, 2023, 2025) ... All-District Honoree (2022-2024) ... All Star Player Award winner in 2025 ... All-Star Team West for Louisiana ... Member of the Honor Society and an Elite Scholar



16

CHARLOTTE SMITH

**Freshman | Right Handed Pitcher | 5-7**  
**Atlant, Ga. | North Atlanta, HS**

**Prior to Tech:** Graduated from North Atlanta High School ... Competed with Athletics Gold Tamborra 18u Gold as well as played four seasons with the North Atlanta High School Warriors ... Also played flag football while attending North Atlanta

# STUDENT-ATHLETE PROFILES

## Newcomers



**18**  
**JULIA MORICI**

**Freshman | Utility | R/R | 5-7**  
**Marietta, Ga. | Kell HS**

**Prior to Tech:** Graduated from Kell High School ... 2024 Conference Champions ... 2024 First Team All-State ... Competed in the Dugout Club at Truist Park post-season ... Honor Roll honoree



**24**  
**VICTORIA BRYANT**

**Freshman | Right Handed Pitcher | 5-11**  
**Lumber Bridge, N.C. | Freedom Christian**

**Prior to Tech:** Graduated from Freedom Christian Academy where she played four seasons as a pitcher ... Four-time Conference Champions (2022-2025) ... State Champions in 2024 ... All-State and All-Conference honoree (2022-2025) ... Player of the Year in 2025 ... AB Honor Roll



**33**  
**KATIE CUNANE**

**Freshman | Right Handed Pitcher | 5-6**  
**Kennesaw, Ga. | Mount Paran Christian**

**Prior to Tech:** Graduated from Mount Paran Christian School ... Competed in the 16u Futures Game in 2023 ... Member of the National Honors Society, Spanish Club, Beta Club, and Student Body Vice President ... Honor Roll

## JACKETS IN THE CLASSROOM

Victoria Bryant	Literature, Media, and Communication
Paige Carroll	Business Administration
Makayla Coffield	Biomedical Engineering
Katie Cunane	Biology
Madison Duffel	Business Administration
Jayden Gailey	Business Administration
Tymber Harris	Psychology
Kenley Hilleary	Civil Engineering
Reese Hunter	Business Administration
Madalyn Johnson	Biology
Gracie King	Business Administration
Addison Leschber	Literature, Media, and Communication
Abby McKinnis	Computer Science
Holly Medina	History, Technology, and Society
Payton Miller	Business Administration
Julia Morici	International Affairs
Caroline Patterson	Business Administration
Landri Pick	Aerospace Engineering
Emma Simon	Business Administration
Charlotte Smith	Mechanical Engineering
Gracyn Tucker	Business Administration
Paige Vukadinovich	Business Administration
Raegan Wall	Business Administration
Sydney Watts	Biomedical Engineering
Alyssa Willer	Business Administration

# HEAD COACH AILEEN MORALES



## AILEEN MORALES

### HEAD COACH

GEORGIA TECH, 2009

NINTH SEASON AT GEORGIA TECH

✉ @COACH\_A\_MO

Aileen Morales, one of the most decorated student-athletes in Georgia Tech softball history and a former highly successful assistant coach at her alma mater, returned to The Flats as the program's sixth head coach on June 7, 2017.

During the 2025 season, Morales led Tech softball to the ACC Tournament Quarterfinals and the NCAA Tournament Regionals following a 27-24 season that saw three top-25 wins, including its first top-15 win since 2012. Under the direction of coach Morales, Tech softball saw three ACC post-season honors as well as three NFCA All-Region honors. The Tech alumni collected her 200th win as the head coach after a 2-1 win over NC State (3/7/25). Morales was also honored following the 2025 season as she was named to the Softball on SI NCAA Division I All-Quarter-Century Team after beating out 42 total shortstops across the last 25 years. She earned her spot on the All-Quarter-Century Team in runaway fashion after collecting nearly 1,000 votes. Tech was one of eight teams to have a softball alumnus receive the honor and one of three schools to represent the ACC on the All-Quarter-Century-Team.

In her fifth season on The Flats, Morales brought the Yellow Jackets back to national prominence by reaching their first NCAA Regional since 2012 and 12th in program history, earning a win in the first round. To get there, she led the White and Gold to a 38-18 overall record for the most wins and nonconference wins (27) since 2011. Tech's 84.4 nonconference win percentage and 24 home wins were also program bests. Morales' Jackets achieved a final RPI of No. 23, the highest since 2011 after tallying the eighth most wins and the 10th best win percentage all-time. Tech picked up a pair of ranked victories, including a thriller over Notre Dame and a mercy-rule triumph over Georgia marking the Jackets' largest margin of victory over the Bulldogs, their first win in the series since 2012 and the first on the road since 2007. Statistically, Morales guided Tech to rank fifth in the nation and second in the conference in walks as well as third in program history with a .395 on-base percentage. Georgia Tech also stood firm defensively to place second in the ACC and in single-season program history with a .975 fielding percentage. The Yellow Jackets went 6-0 against in-state opponents, compiling nine mercy rule wins and eight shutouts on the year. Morales also guided individual standouts to three all-ACC honors and two all-region selections on the way to one of the top turnarounds as a team in the country. On Feb. 22, Morales also earned her 100th win as head coach of the Yellow Jackets.

Tech returned to action in full capacity following the abbreviated 2020 year for Morales' fourth season on The Flats as the White and Gold finished 20-26 in the quarterfinal round of the ACC tournament. Morales achieved her 200th career win as a head coach during the season, also being selected into the Georgia Tech Hall of Fame as a member of the 2021 class for her playing career.

Year three for Morales was cut short due to Covid-19 as the Jackets remained above .500 at 12-11.

Morales followed her first season with more success in her second, coaching the team to its first ACC tournament win since 2012 with a decisive 8-0, five-inning run-rule win over Virginia in the opening round. She brought Tech over the 30 win mark for the first time since 2012, finishing with a 31-27 record, including the program's 1,000th win.

In her first year at the helm of the Georgia Tech softball program, Morales led the Jackets to their first postseason appearance since 2014. Tech recorded five ACC series wins for the first time since 2011, finishing sixth in the ACC. With 28 wins on the season, Tech surpassed with 25-win mark for the first time since 2013 and finished above .500 for the first time since 2012.

In her nine seasons as a student-athlete (2005-08) and assistant coach (2009-13) at Georgia Tech, she helped lead the Yellow Jackets to four Atlantic Coast Conference regular-season championships (2005, 2009-11), four ACC Tournament titles (2005, 2009-10, 2012), eight NCAA regionals (2005-12) and an NCAA Super Regional (2009). The Jackets averaged 43 wins per season during her nine years with the program.

Since leaving her alma mater following the 2013 campaign, she has added four seasons as a successful head coach to her resume, first at Young Harris College in Young Harris, Ga. (2014-15) and most recently at Radford University in Radford, Va. (2016-17).

After inheriting a program that won just 12 games in 2015, Morales engineered the biggest turnaround in NCAA Division I softball when she led Radford to a 35-26 record in her first season at the helm in '16. The Highlanders also climbed 96 spots in the Ratings Percentage Index (RPI) in her first season at the school, advanced to the Big South Tournament semifinals with their first postseason wins in four years and boasted two all-conference honorees.

Prior to her two-year stint at Radford, Morales compiled 51 wins in two seasons at the helm at Young Harris.

Morales began her full-time coaching career as an assistant coach at Georgia Tech from 2010-13. During that four-year stint, she helped lead the Yellow Jackets to two ACC regular-season championships, two ACC Tournament titles and three NCAA regional appearances while coaching 19 all-conference selections, four ACC Players of the Year and three all-Americans.

She got her start in coaching as a student assistant coach for Tech in 2009, helping the Yellow Jackets to the most successful overall season in school history, a 46-15 campaign that included ACC regular-season and tournament championships and the program's lone NCAA Super Regional appearance.

Morales arrived at Georgia Tech in January 2005 after graduating a semester early from Hardaway H.S. in Columbus, Ga. Despite beginning her collegiate career during what was scheduled to be her final high-school season, she hit .296 with five doubles, a triple, two home runs, 32 RBI and an ACC-best 44 stolen bases in 49 attempts as a freshman, en route to being named ACC co-Freshman of the Year and earning second-team all-conference recognition.

She went on to be a three-time all-ACC honoree as a middle infielder, earning first-team accolades as a junior and senior in 2007 and '08, and was also a three-time all-region selection. She earned third-team all-America honors.

She remains Georgia Tech's all-time leader in games played (265), starts (265), at-bats (850) and stolen bases (154) and ranks among the program's top 10 in runs (second – 216), hits (third – 261), doubles (t-fifth – 43) and triples (t-fifth – 10). She also holds three of the top five single-season stolen base totals in school history, including a school-record 46 as a senior in 2008.

Over the course of Morales' four-year playing career, Georgia Tech won 185 games, claimed the 2005 ACC regular-season and tournament championships and advanced to the NCAA postseason four times. She was inducted into the Georgia Tech Athletics Hall of Fame in 2020.

Following the end of her collegiate playing career, she was selected by the Chicago Bandits in the second round of the 2008 National Pro Fastpitch Draft. She played two seasons with the Bandits and helped lead the squad to the NPF championship as a rookie in 2008.

She also boasts international experience as a player and coach with the Puerto Rican national team. She competed internationally for Puerto Rico from 2007-10 and served as an assistant coach for the 2012 squad that finished eighth at the International Softball Federation World Championship, PR's best finish in more than a decade.

A three-time second-team academic all-district selection as a student-athlete at Georgia Tech, Morales graduated with a bachelor's degree in business management in 2009. The Columbus, Ga. native earned a master's in sport management from Georgia Southern in 2013.



# HEAD COACH AILEEN MORALES

## MORALES' BREAKDOWN

### PERSONAL

**Hometown** Columbus, Ga.  
**Education** Georgia Tech, 2009 (Bachelor of Science in Business Management)  
 Georgia Southern, 2013 (Master's in Sport Management)

### COACHING EXPERIENCE

2017-Pres. Head coach, Georgia Tech  
 2016-17 Head coach, Radford  
 2014-15 Head coach, Young Harris  
 2012 Assistant coach, Puerto Rico National Team  
 2010-13 Assistant coach, Georgia Tech  
 2009 Student assistant, Georgia Tech

### HEAD COACHING RECORD

YEAR	SCHOOL	RECORD	POSTSEASON
2014	Young Harris	20-33	
2015	Young Harris	31-18	
2016	Radford	35-26	Big South Semifinal
2017	Radford	27-28	
2018	Georgia Tech	28-26	ACC Quarterfinal
2019	Georgia Tech	31-27	ACC Quarterfinal
2020*	Georgia Tech	12-11	
2021	Georgia Tech	20-26	ACC Quarterfinal
2022	Georgia Tech	38-18	Gainesville Regional
2023	Georgia Tech	26-27	
2024	Georgia Tech	32-23	
2025	Georgia Tech	27-24	Gainesville Regional
<b>Total</b>		<b>327-287</b>	<b>13 seasons</b>
<b>at Georgia Tech</b>		<b>214-182</b>	<b>9 seasons</b>

### PLAYING TIMELINE

YEAR	TEAM	AWARDS
2005-08	Georgia Tech	ACC Freshman of the Year (2005) 3x all-ACC and all-region
2007-10	Puerto Rico National Team	
2008-09	Chicago Bandits (National Pro Fastpitch)	

# ASSISTANT COACHES



## ERIN DIXSON

### ASSISTANT COACH

ECKERD COLLEGE, 2015 / LSU, 2018  
THIRD SEASON AT GEORGIA TECH

Erin Dixon was named an assistant coach for Georgia Tech softball on September 5, 2023. Dixon serves as pitching coach for the Yellow Jackets.

During the 2025 season leading Tech's pitchers, Dixon helped Tech softball to not only reach the ACC Tournament Quarterfinals and the NCAA Tournament Regionals following a 27-24 season that saw three top-25 wins, including its first top-15 win since 2012. Tech softball saw three ACC post-season honors as well as three NFCA All-Region honors, one of which was senior Sophia Voyles who led the Yellow Jackets pitching staff through the season. Voyles was also a two-time ACC Pitcher of the Week honoree in the 2025 season. While working with Voyles, the right-handed pitcher more than doubled her innings pitched, more than tripled her strike count, and lowered her ERA by 1.54.

In two seasons as the pitching coach at UNC Wilmington, Erin Dixon guided the Seahawks' hurlers to unprecedented success and was able to do the same as a facilitator during the 2023 Athletes Unlimited Softball Championship Season.

Under Dixon's guidance, the Seahawks boasted one of the top pitching staffs in the Colonial Athletic Association while securing the program's first-ever conference title and NCAA Tournament appearance in 2022.

Led by standouts Janel Gamache and Kara Hammock, UNCW authored a 2.71 team earned run average during the 2023 season to rank second in the CAA. Gamache, the second player in program history to earn CAA Player of the Year plaudits, fashioned a league-best 1.93 earned run average while Hammock followed in third with a 1.98 mark.

The Seahawks, who reached the CAA Tournament for the second consecutive season, compiled 14 complete game performances along with four shutouts. The pitching unit finished with 262 strikeouts, the sixth-highest mark in school history and the most since 2014.

During Dixon's inaugural campaign in the Port City, the Seahawks racked up a school-record 308 strikeouts while fashioning a 1.85 team earned run average. A pair of freshmen – Hammock and Emily Winstead – teamed up to lead the CAA's top pitching staff while holding the top two spots on the individual rankings.

Winstead, the first player in UNCW Softball history to receive the league's Pitcher of the Year honor, ranked second in the circuit with a 2.05 earned run average while leading the CAA with 184 strikeouts and 10 complete games. She set the program's freshman single-season strikeout mark and was honored as a Top 25 Freshman by the NFCA.

Hammock, meanwhile, was named CAA Rookie of the Year after boasting a league-low 1.92 earned run average with four shutouts and 78 strikeouts over 105.2 innings. Hammock became the sixth player in school history to complete a season with a sub-2.00 ERA.

Dixon's pitching staff registered 23 complete games and notched a school-record seven saves, including three saves from Amberlyn Pearce to set the individual season standard.

Dixon joined the Seahawks' staff after two seasons as pitching coach at Georgia State. The Panthers posted a 7-16 record during the COVID-19 shortened campaign in 2020 before finishing the 2021 season at 16-30.

Under Dixon's tutelage, the Panthers' pitching staff lowered its earned run average by nearly one run, dropping from 5.37 in 2019 to 4.40 during the 2021 season. Sophie Mooney ranked seventh in the Sun Belt Conference with 82 strikeouts while Emily Buck was the conference leader by conceding just 56 hits in 56.0 innings.

Prior to her time at Georgia State, Dixon spent the 2019 season as the pitching coach at Lamar, guiding the Cardinals to a 23-34 record, including a 14-13 mark in the Southland Conference.


Aaliyah Ruiz paced the Lamar pitching staff with a 2.30 earned run average in 24 appearances as the Cardinals ranked seventh in the Southland Conference with a 2.99 team ERA.

Dixon, who earned her master's degree in kinesiology from LSU in 2018, served as a graduate manager for two seasons with the Tigers, who reached the NCAA Women's College World Series in 2017.

A 2015 graduate of Eckerd College with a bachelor's degree in communications, Dixon appeared in 52 games for the Tritons from 2014-15 and ranks fourth in program history with a 2.78 earned run average. She also stands ninth on the career list with 113 strikeouts, while her 24 wins in the circle are good for sixth in school history.

The Amherst, N.Y., native also excelled at the plate, hitting .308 with 19 home runs and 62 runs batted in. Her .571 slugging percentage ranks third in Eckerd program history.

Dixon earned Second-Team NFCA All-South Region distinction as a first baseman during her senior season and was a Second-Team All-Sunshine State Conference pick after hitting 11 home runs with 36 runs batted in.



## DEVEN BOLAND

### ASSISTANT COACH

IOWA, 2019  
THIRD SEASON AT GEORGIA TECH

Deven Boland was promoted to Georgia Tech softball assistant/hitting coach on July 12, 2024 after serving as the program's director of operations for the 2023/24 season. Boland joined the Yellow Jackets in August of 2023 after serving as director of player personnel/operations at NC State from 2021-2023, including a stint as interim head coach for the Wolfpack throughout the majority of the 2022 season.

During the 2025 season, Boland helped Tech softball to not only reach the ACC Tournament Quarterfinals and the NCAA Tournament Regionals following a 27-24 season that saw three top-25 wins, including its first top-15 win since 2012. Tech softball saw three ACC post-season honors as well as three NFCA All-Region honors. With batters under the direction of Boland, freshman Alyssa Willer finished the season Second-Team All-ACC, ACC All-Freshman, and NFCA All-Region. Willer was joined on NFCA All-Region by Addison Leschber who saw massive improvements after transferring from Minnesota. Leschber finished her first season at Tech with an improved batting average (.350-.216), improved slugging percentage (.607-.395), and an improved on base percentage (.472-.329).

In 2024, Boland served as the director of operations, coordinating many elements of the team's travel logistics while also contributing with data entry and analysis of various analytical systems for player development. In his first year with the program, the Yellow Jackets hit 89 home runs (1.62 HRs/game), the 4th highest average in Division I. The bats finished with a Top 10 national ranking in both on-base percentage (.409 – 9th) and slugging percentage (.558 – 8th) ultimately finishing with an average of 6.27 runs per game, the 14th best offense in Division I.

Boland previously made his move to NC State after serving as the associate head coach for the North Iowa Area Community College softball program from 2019-21. In his role, he managed all recruiting aspects for the team and helped with player development by monitoring videos and developing efficient practice plans.

Boland earned his bachelor's degree in enterprise leadership from Iowa in May of 2019.

## ASSITANT COACHES AND SUPPORT STAFF



### MEGAN HILL

**ASSISTANT COACH/  
RECRUITING COORDINATOR**

UNIVERSITY OF SOUTHERN MISSISSIPPI, 2010  
SECOND SEASON AT GEORGIA TECH

Megan Hill was hired as an assistant coach and recruiting coordinator for Georgia Tech softball in August of 2024.

During her first season coaching at Tech, Hill helped the Yellow Jackets not only reach the ACC Tournament Quarterfinals and but also the NCAA Tournament Regionals following a 27-24 season that saw three top-25 wins, including its first top-15 win since 2012. Tech softball saw three ACC post-season honors as well as three NFCA All-Region honors including freshman left fielder Alyssa Willer who was named All-Freshman, Second Team All-ACC, and NFCA All Region.

Hill joins the Yellow Jackets following two seasons at Campbell, where she helped lead the Camels to back-to-back regular season conference titles and an NCAA Regional in 2023. She was a major factor in helping Campbell claim Coastal Athletic Association Pitcher of the Year, Player of the Year and Rookie of the Year accolades.

Prior to joining Campbell, Hill spent the 2022 season as an assistant at Kennesaw State following three seasons at Radford (2019-21). She has also made coaching stops at East Central Mississippi Community College (2018), Georgia Southern (2017) and West Georgia (2015-16).

In her collegiate playing days, Hill was a standout outfielder for the University of Southern Mississippi (2007-2010), where she still holds several records, including the most HRs, 3Bs, hits, RBIs, runs, TBs, BBs, and OBP over a career. She earned C-USA's newcomer of the year, second team all-conference three times, first team all-conference once, and Southern Miss student-athlete of the year her senior year. She graduated with a B.S. in Exercise Science in 2010.

She received her Master of Art in teaching degree at the University of West Georgia where she worked with the Wolves' outfielders and also had a helped with hitting and base running instruction. She also served as a graduate assistant for strength & conditioning.

Prior to her time at West Georgia, Hill was an assistant coach at Oak Grove High School as well as Petal High School, both in Hattiesburg, Mississippi. At both stops she helped oversee the offense as well as developed the outfielders. At Oak Grove, she was instrumental in guiding the team to the 2013 district championship as well as the AAAAAA South State Championship and the overall AAAAAA state crown. In 2011 at Petal HS, she helped guide the team to the district championship as well as the AAAAAA South State Championship. Petal finished the 2011 campaign as the state runner-up.

Hill is a native of Hattiesburg, Mississippi, and holds a degree in exercise science from Southern Miss as well as a Master of Arts in teaching from the University of West Georgia.



### MYA KNUTESON

**DIRECTOR OF OPERATIONS**

WISCONSIN, 2021  
FIRST SEASON AT GEORGIA TECH

Mya Knuteson was hired as the director of operations for Georgia Tech softball in August of 2024.

Knuteson played a vital role in the Yellow Jackets' day to day operations as well a travel throughout the season including for their 2026 ACC Tournament appearance and NCAA Regional run.

Knuteson got her start in sports as a student manager at Wisconsin, supporting the softball program for all four years of her undergraduate career (2017-21) before graduating with a degree in communication arts from the Wisconsin college of Letters & Science. After graduation, she left Madison, joining Western Illinois as the graduate assistant, spending the last two years working in the WIU compliance office as well as serving the softball program.

A native of Poynette, Wisconsin, Knuteson brings seven seasons of experience to Georgia Tech. As director of operations, she will be responsible for day-to-day tasks of coordinating the Yellow Jackets' use of the facilities, practice time, equipment and apparel along with coordinating the team's summer camp program, many elements of the team's travel logistics, and serve as the program's liaison for compliance matters.

# INSTITUTE PRESIDENT AND FACULTY REPRESENTATIVE



## DR. ANGEL CABRERA

### INSTITUTE PRESIDENT

B.S./M.S., UNIVERSIDAD  
POLITÉCNICA DE MADRID  
M.S./PH.D., GEORGIA TECH

After serving for almost seven years as president of George Mason University (GMU) in Fairfax, Virginia, Dr. Ángel Cabrera was named June 13, 2019, by the University System of Georgia Board of Regents as Georgia Tech's 12th president. He succeeds Dr. G.P. "Bud" Peterson, who has served since April 1, 2009. Peterson will continue in his role as Georgia Tech's president until Cabrera arrives in September. When Peterson announced his pending retirement in January 2019, he shared his plans to continue his research and return to teaching at Georgia Tech.

Under President Peterson's leadership, Georgia Tech exceeded the \$1.5 billion goal for Campaign Georgia Tech by 20%, grew innovative collaborations and strategic partnerships, expanded the campus infrastructure, and elevated its national and global visibility. In the past decade, total research expenditures and other sponsored activities increased by 78% to \$908 million. Enrollment increased by 69%. The number of women in the first-year class increased from 32 to 40%. Georgia Tech's first-to-second-year retention is 97%, a historic high.

Cabrera is a Georgia Tech alumnus, the second in the Institute's 134-year history to serve as president. Peterson's predecessor, Dr. G. Wayne Clough (1994 – 2008), earned bachelor's and master's degrees in civil engineering from Georgia Tech.

Cabrera holds an M.S. and Ph.D. in cognitive psychology from Georgia Tech, which he attended as a Fulbright Scholar. He also holds a telecommunications engineering degree from Universidad Politécnica de Madrid (B.S. and M.S. in computer and electrical engineering). For the past decade, he has served as a member of the Georgia Tech Advisory Board, including a stint as its chair. Cabrera met his wife, Beth, while both were graduate students at Georgia Tech. Dr. Beth Fraser Cabrera was a management professor at Carlos III University in Madrid and Arizona State University, and currently delivers leadership development programs for business executives. Their son Alex, who recently received his undergraduate degree from the Institute, is continuing his studies this fall at Carnegie Mellon University. Daughter Emilia is a rising junior at Harvard University.

George Mason is the largest, fastest growing, and most diverse public university in Virginia. Listed among the top 300 research universities in the world by the Academic Ranking of World Universities, GMU reached the top tier among research universities in the Carnegie Classification and accounted for more than half of all public university enrollment growth in Virginia under Cabrera's leadership. In 2018, it was named by Forbes as one of America's best midsize employers.

Before becoming GMU's president, Cabrera served as dean of IE Business School in Madrid and president of Thunderbird School of Global Management (now part of Arizona State University). As a business educator, Cabrera played a key role in advancing professional ethics, internationalization, and corporate social responsibility. As a senior advisor to the United Nations Global Compact, in 2007 he was the lead author of the "Principles for Responsible Management Education," now adopted by more than 700 schools around the world.

Cabrera's research has been published in leading academic journals. He has been quoted by leading global media, including The Economist, BBC, CNN, CNBC, El País, Forbes, the International Herald Tribune, and The New York Times. His op-eds have been published by The Washington Post and the international press, and he has appeared on NPR programs and PBS NewsHour. He's been named a "Young Global Leader" by the World Economic Forum, a "Star of Europe" by Businessweek, "Henry Crown Fellow" by the Aspen Institute, and "Great Immigrant" by the Carnegie Corporation of New York. He has received honorary degrees from Miami Dade College and Universidad Politécnica de Madrid. He is the first native of Spain to serve as president of an American university.



## DR. JENNA JORDAN

### FACULTY ATHLETICS REPRESENTATIVE

B.A., MILLS COLLEGE  
M.A., STANFORD  
PH.D., CHICAGO

President Ángel Cabrera named Jenna Jordan, associate professor and associate chair in the Sam Nunn School of International Affairs, as faculty athletics representative (FAR) to the Georgia Tech Athletic Association (GTAA) in May 2022.

The FAR serves as the liaison between the Institute and the Athletic Association on issues regarding rules compliance activities, new developments at the NCAA, and activities related to Atlantic Coast Conference (ACC) membership. This is a part-time administrative position appointed for a term of three years. Jordan will replace Mechanical Engineering Professor Baratunde Cola, who is taking a leave of absence from faculty and university responsibilities to lead Carbice, the Georgia Tech spin-off company he founded, through its next phase of growth.

"Professor Jordan is not just an accomplished scholar but an exemplary educator who cares deeply about the growth and well-being of our students," said Cabrera. "She has made a difference these past years as a faculty guide with the Stamps President's Scholars, and I have no doubt she will have a similar impact in supporting the academic experience of our student-athletes and serving as an effective liaison between our faculty and our athletic program."

Jordan has been a Georgia Tech faculty member since 2012. Her research focuses on terrorism and political violence, international security, cybersecurity, wargaming, organizational theory, and statecraft. Her work has been published by Stanford University Press and in International Security, Security Studies, Conflict Management and Peace Science, the Journal of Cybersecurity, and International Trends as well as The New York Times, The Atlantic, the Chicago Tribune, Foreign Policy, and The Washington Quarterly. She holds a Ph.D. in political science from the University of Chicago, an M.A. in political science from Stanford University, and a B.A. in international relations from Mills College.

"Serving as faculty athletics representative is a unique opportunity to address the challenges facing student-athletes, and I am excited to be able to help guide their experience at Georgia Tech," she said. "I recognize the importance of building bridges across the Institute, and I hope to create new opportunities to facilitate meaningful student-athlete interaction, continuing the efforts of my FAR predecessors who fiercely advocated for and mentored our student-athletes. And I will continue to foster a culture of mentorship and support among the faculty and our student-athletes."

Jordan's three-year term as FAR began July 1, 2022.



# DIRECTOR OF ATHLETICS AND SPORT ADMINISTRATOR



**RYAN ALPERT**  
VICE PRESIDENT / DIRECTOR OF ATHLETICS  
SOUTH CAROLINA

Georgia Tech named Ryan Alpert, a seasoned collegiate athletics executive and one of the nation's most respected leaders in revenue generation and athletic operations, as vice president and director of athletics in July 2025. Alpert came to The Flats after serving as senior deputy athletics director and chief revenue officer at the University of Tennessee.

Alpert brings to Georgia Tech nearly two decades of leadership experience across the Southeastern Conference and beyond, with a track record of success in fundraising, capital project management, external affairs, and strategic planning.

At Tennessee, Alpert played a central role in the Volunteers' rise to national prominence across multiple sports. He helped lead the department to its highest-ever finish in the Learfield Directors' Cup and to three consecutive SEC All-Sports Championships. As a senior executive, he oversaw business and finance, development, marketing, ticketing, capital projects, sponsorships, and more — collectively helping Tennessee Athletics increase its annual revenue by over \$100 million since 2022. In fiscal year 2024 alone, the department generated a record \$228 million in operating revenue and raised nearly \$140 million through the Tennessee Fund.

Alpert also served as the lead on the Neyland Entertainment District, a transformative public-private partnership that is revitalizing Knoxville's riverfront and enhancing the game day experience around Neyland Stadium.

Alpert's previous leadership roles include deputy athletic director at the University of Missouri and Florida Atlantic University, where he helped engineer record-setting fundraising results and led strategic initiatives across external operations. He also served in development and leadership positions at the University of Memphis, where he played a key role in securing some of the largest gifts in the school's athletics history.

Originally from Columbia, South Carolina, Alpert holds a bachelor's degree from the University of South Carolina and a master's degree from the University of Memphis. He and his wife, Rebecca, have two daughters, Mary Margaret and Annie.



**JOELEEN AKIN**  
SPORT ADMINISTRATOR  
KANSAS STATE, 1991

Joeleen Akin, a former Georgia Tech athletics staff member with more than 20 years of experience in college athletics, returned to Georgia Tech as associate athletics director for student-athlete development and senior woman administrator in July 2016.

Akin rejoins the Georgia Tech athletics administration after 13 years at nearby Agnes Scott College. She served as Agnes Scott's athletics director and physical education chair for 12 years (2003-15) before being promoted to associate dean for athletics and student activities in February 2015.

Prior to her 13-year tenure at Agnes Scott, she spent seven years at Georgia Tech as director of women's basketball operations (1996-98), marketing/operations manager (1998-99) and director of marketing (1999-2003).

During her 12 years as athletics director at Agnes Scott, an NCAA Division III institution in Decatur, Ga., Akin oversaw a program that produced eight NCAA Tournament teams and a coaching staff that earned 12 different coach-of-the-year recognitions. Under her direction, Agnes Scott student-athletes maintained a 3.0 cumulative grade point average and participated extensively in on- and off-campus service projects.

Akin's tenure at Agnes Scott was marked by innovation and vision. She created and implemented numerous student-athlete development and engagement initiatives at ASC, including a new student-athlete orientation program, Safe Zone training for student-athletes, coaches and staff and coordination of campus-wide academic resources for student-athletes.

Administratively, she developed a unique revenue-generation model that resulted in a 200-percent increase in the school's athletics budget and partnered with a national franchise Snap Fitness to bring a state-of-the-art fitness facility to campus at no cost to the college. She also coordinated with the school's communications department to create the now-trademarked tagline "Smart Women Sweat" to promote the Scotties' athletics programs.

In addition to her duties as athletics director and physical education chair, Akin was Agnes Scott's women's basketball coach from 2003-07 and was named the Great South Athletic Conference Coach of the Year in 2006. She also served as commissioner of the Great South Athletic Conference from 2011-16 and was a member of the NCAA Division III women's basketball committee and NCAA volleyball regional advisory committee from 2014-16.

"I am thrilled to return to Georgia Tech," Akin said. "I want to thank Mike Bobinski and the coaches and staff members that were part of the search process. I am excited about working closely with the student-athletes and coaches. While opportunities and life changes took me elsewhere 13 years ago, my passion for Georgia Tech never wavered. It feels good to be home."

Prior to her arrival at Georgia Tech in 1996, Akin also served as a sports marketing assistant at Auburn and NC State and as a member of the women's basketball staffs at UNC Wilmington and Kansas State.

A Kansas native, Akin earned bachelor's (1991) and master's (1993) degrees from Kansas State.

She and her husband, Charles, have two children: Bobbie and Ryan.

## ***HISTORY***

HONORS AND AWARDS	25-28
HALL OF FAME	29
ALL-TIME LETTERWINNERS	30
COACHING HISTORY	31
YEAR-BY-YEAR RESULTS	32-44
ACC TOURNAMENT RESULTS	45
NCAA TOURNAMENT RESULTS	46
SERIES HISTORY	47-59

# HONORS & AWARDS\*\*\*

## NFCA ALL-AMERICANS



**TARA KNUDSEN**

2002 - Third Team



**CAITLIN LEVER**

2007 - First Team



**AILEEN MORALES**

2007 - Third Team



**HOPE RUSH**

2010 - Third Team



**JESSICA SALLINGER**

2004, 2005 - Third Team



**KELSI WESEMAN**

2011 - Second Team



**LAURA WILLIAMS**

1997 - First Team



**JEN YEE**

2010 - First Team

## NATIONAL HONORS

### NFCA ALL-AMERICAN

YEAR	PLAYER, POS.	TEAM
1997	Laura Williams, SS	1st
2002	Tara Knudsen, SS	3rd
2004, 2005	Jessica Sallinger, P	3rd
2007	Caitlin Lever, OF	1st
2007	Aileen Morales, SS	3rd
2010	Hope Rush, P/DP	3rd
2010	Jen Yee, 2B	1st
2011	Kelsi Weseman, SS	2nd

### JUSTIN'S WORLD OF SOFTBALL ALL-AMERICAN

YEAR	PLAYER, POS.	TEAM
2021	Tricia Awald, 1B	3rd

### NFCA ALL-SOUTHEAST REGION

YEAR	PLAYER, POS.	TEAM
1994	Stephanie Webb, SS	2nd
1995	Stephanie Webb, SS	2nd
1995	Stephanie Weitman, OF	2nd
1996	Stephanie Webb, SS	1st
1997	Lauren Webb, 3B	2nd
1997	Laura Williams, SS	1st
1997	Heather Sumrow, OF	2nd
1999	Heather Sumrow, OF	2nd
1999	Anne Knobbe, C	2nd
2002	Tara Knudsen, SS	1st
2002	Jessica Sallinger, P	1st
2004	Jessica Sallinger, P	1st
2005	Jessica Sallinger, P	1st
2005	Aileen Morales, SS/2B	1st
2006	Amy Hosier, OF	1st
2006	Savannah Brown, C	2nd
2006	Whitney Haller, 1B	1st
2007	Whitney Haller, 1B	1st
2007	Savannah Brown, C	1st
2007	Aileen Morales, SS/2B	1st
2007	Brittany Barnes, 3B	2nd
2007	Caitlin Lever, OF	1st
2008	Aileen Morales, SS/2B	2nd
2009	Whitney Haller, 1B	1st
2009	Tiffany Johnson, P/3B	1st
2009	Jen Yee, 2B	1st
2010	Jen Yee, 2B	1st
2010	Kristen Priebe, 1B	2nd
2010	Hope Rush, P/DP	2nd
2010	Kelsi Weseman, SS	2nd
2011	Kelsi Weseman, SS	1st
2012	Hope Rush, P/DP	2nd
2012	Kelsi Weseman, SS	2nd
2013	Ashley Thomas, SS	2nd
2019	Tricia Awald, 1B	3rd
2021	Tricia Awald, 1B	1st
2022	Tricia Awald, 1B	2nd
2022	Emma Kauf, C	2nd
2025	Alyssa Willer, OF	3rd
2025	Sophia Voyles, P	3rd
2025	Addison Leschber, INF	3rd

### NCAA ALL-TOURNAMENT TEAM

PLAYER, POS.	DATE
Katie Donovan, IF	2002
Jamie Frost, IF	2002
Soraya Reddick, OF	2004
Jessica Sallinger, P	2002, 2003, 2004
Lindsay Wood, C	2002

# HONORS & AWARDS

## ACC HONORS

### ACC PITCHER/PLAYER OF THE YEAR

YEAR	PLAYER
1997	Laura Williams
2005	Jessica Sallinger (Pitcher)
2010	Jen Yee
2011, 2012	Kelsi Weseman
2013	Ashley Thomas

### ACC ROOKIE OF THE YEAR

YEAR	PLAYER, POS.
1994	Laura Williams, 3B
1992	Stephanie Weitman, OF
1997	Anne Knobbe, C
2002	Jessica Sallinger, P
2005	Aileen Morales, 2B
2006	Whitney Haller, 1B/P
2009	Kelsi Weseman, SS
2010	Hope Rush, P/DP

### ACC COACH OF THE YEAR

YEAR	PLAYER
1995	Regina Tomaselli
2002	Kate Madden
2005	Ehren Earleywine
2009	Sharon Perkins
2010	Sharon Perkins
2011	Sharon Perkins

### ALL-ACC

YEAR	PLAYER, POS.	TEAM
1992	Juanita Albarado, 2B	-
1992	Debbie Wilson, 3B	-
1993	Juanita Albarado, 2B	-
1994	Stephanie Weitman, OF	-
1994	Laura Williams, SS	-
1995	Stephanie Weitman, OF	-
1995	Laura Williams, SS	-
1996	Terri Bolden, OF	-
1996	Laura Williams, SS	-
1997	Lauren Webb, 3B	-
1997	Laura Williams, SS	-
1998	Lauren Webb, 3B	-
1999	Anne Knobbe, C	-
2000	Anne Knobbe, C	-
2002	Tara Knudsen, SS	-
2002	Lindsay Wood, C	-
2003	Tara Knudsen, SS	-
2003	Jessica Sallinger, P	1st
2004	Liz Bartle, DP	-
2004	Tara Knudsen, SS	-
2004	Jessica Sallinger, P	1st
2005	Amy Hosier, OF	1st
2005	Caitlin Lever, OF	1st
2005	Aileen Morales, 2B/SS	2nd
2005	Jessica Sallinger, P	1st
2005	Christine Sheridan, SS	1st
2006	Whitney Haller, 1B	1st
2006	Amy Hosier, OF	1st
2006	Caitlin Lever, OF	2nd
2007	Savannah Brown, C	1st
2007	Whitney Haller, 1B	1st

2007	Caitlin Lever, OF	1st
2007	Aileen Morales, 2B/SS	1st
2008	Aileen Morales, 2B/SS	1st
2008	Whitney Haller, 1B	2nd
2009	Kristen Adkins, P/3B	2nd
2009	Whitney Haller, 1B	1st
2009	Tiffany Johnson, P/3B	2nd
2009	Blair Shimandle, OF	2nd
2009	Kelsi Weseman, SS	1st
2009	Jen Yee, 2B	1st
2010	Christy Jones, CF	2nd
2010	Kate Kuzma, C/LF	2nd
2010	Kristine Priebe, 1B	1st
2010	Hope Rush, P/DP	1st
2010	Kelsi Weseman, SS	1st
2010	Jen Yee, 2B	1st
2011	Kristen Adkins, P/3B	1st
2011	Christy Jones, CF	2nd
2011	Caitlin Jordan, DP	1st
2011	Kristine Priebe, 1B	2nd
2011	Alysha Rudnik, 3B	1st
2011	Jessica Sinclair, RF	2nd
2011	Kelsi Weseman, SS	1st
2012	Kate Kuzma, C/LF	2nd
2012	Hope Rush, P/DP	1st
2012	Kelsi Weseman, SS	1st
2013	Alysha Rudnik, 3B	1st
2013	Hope Rush, P/DP	2nd
2013	Ashley Thomas, SS	1st
2014	Maddie Lionberger, 2B	1st
2014	Ashley Thomas, SS	2nd
2015	Maddie Lionberger, 2B	2nd
2016	Courtney Ziese, DP	2nd
2018	Emily Anderson, P	2nd
2018	Draven Sonnon, OF	2nd
2018	Cameron Stanford, OF	2nd
2019	Katie Krzus, 3B	1st
2019	Cameron Stanford, OF	2nd
2021	Tricia Awald, 1B	1st
2021	Emma Kauf, C	1st
2021	Cameron Stanford	2nd
2021	Breanna Roper	3rd
2022	Tricia Awald	1st
2022	Emma Kauf	1st
2023	Emma Kauf	2nd
2024	Jin Sileo	2nd
2024	Mallorie Black	3rd
2025	Alyssa Willer	2nd

### ALL-ACC FRESHMAN TEAM

YEAR	PLAYER, POS.
2018	Cameron Stanford, OF
2019	Bailee Zeitler, SS
2021	Emma Kauf, C
2022	Auburn Dupree, OF
2025	Alyssa Willer, OF
2025	Gracyn Tucker, INF

### ACC TOURNAMENT MVP

YEAR	PLAYER, POS.
2002	Jessica Sallinger, P
2005	Jessica Sallinger, P
2009	Kristen Adkins, P/3B
2010	Hope Rush, P/DP
2012	Hope Rush, P/DP

### ACC ALL-TOURNAMENT

YEAR	PLAYER, POS.
1992	Juanita Albarado, 2B
1992	Ropekia, Gunn, SS
1993	Juanita Albarado, 2B
1994	Terri Bolden, OF
1994	Stephanie Weitman, OF
1995	Lori Steiner, 1B
1995	Lauren Webb, 3B
1995	Stephanie Weitman, OF
1996	Paige Bolton, OF
1996	Laura Williams, SS
1997	Lori Steiner, 1B
1997	Beth Warren, P
1997	Laura Williams, SS
1998	Lauren Webb, 3B
1999	Anne Knobbe, C
2000	Heather Sumrow, OF
2002	Katie Donovan, 1B
2002	Soraya Reddick, OF
2002	Jessica Sallinger, P
2002	Lindsay Wood, C
2003	Katie Donovan, 1B
2004	Tara Knudsen, SS
2004	Jessica Sallinger, P
2004	Sara Wissmann, OF
2005	Amy Hosier, OF
2005	Kirin Kumar, 1B
2005	Jessica Sallinger, P
2005	Christine Sheridan, SS
2006	Amy Hosier, OF
2006	Caitlin Lever, OF
2006	Christine Sheridan, SS
2007	Whitney Haller, 1B
2007	Caitlin Lever, OF
2007	Jen Yee, 2B
2009	Kristen Adkins, P/3B
2009	Whitney Haller, 1B
2009	Blair Shimandle, OF
2009	Kelsi Weseman, SS
2009	Jen Yee, 2B
2010	Kate Kuzma, C/LF
2010	Kristine Priebe, 1B
2010	Hope Rush, P/DP
2010	Kelsi Weseman, SS
2012	Kate Kuzma, C/LF
2012	Hope Rush, P/DP
2012	Chelsie Thomas, 2B
2012	Kelsi Weseman, SS
2019	Kaylee Ellebracht, C/DP
2021	Blake Neleman, P
2022	Kennedy Cowden, OF

### ALL-ACC METRO

YEAR	PLAYER, POS.
1995	Lori Steiner, 1B
1995	Laura Williams, 3B

## ACADEMIC HONORS

### COSIDA ACADEMIC ALL-AMERICA

(as selected by CoSIDA; formerly  
ESPN The Magazine Academic All-America)

PLAYER	YEAR	TEAM
--------	------	------



## HONORS & AWARDS

Sara Beth Allen	2024	3rd
Whitney Haller	2007	2nd
	2008	3rd
	2009	1st
Erin Voeltz*	2004	3rd

\*used to be sponsored by Verizon

### CSC ACADEMIC ALL-DISTRICT

(as selected by CSC formerly

ESPN The Magazine Academic All-District)

PLAYER	YEAR	TEAM
Gracyn Tucker	2025	
Addison Leschber	2025	
Makayla Coffield	2025	
Kinsey Norton	2024, 2025	
Tiffany Domingue	2024	
Sara Beth Allen	2023, 2024	1st
Grace Connelly	2023, 2025	1st
Emma Kauf	2023	1st
Kinsey Norton	2023	1st
Shannon Bear	2011, 2012	1st
Whitney Haller	2007, 2008, 2009	1st
Christy Jones	2011	1st
Aileen Morales	2006, 2007, 2008	2nd
Blair Shimandle	2008, 2009	2nd
Lori Steiner	1995, 1996	
Erin Voeltz	2003	1st
Laura Williams	1995, 1996, 1997	
Sara Wissmann	2003	2nd

### NFCA ALL-AMERICAN SCHOLAR-ATHLETE

PLAYER	YEAR
Makayla Coffield	2025
Grace Connelly	2025
Eliana Gottlieb	2025
Reese Hunter	2025
Addison Leschber	2025
Kinsey Norton	2025
Emma Simon	2025
Jaidyn Studebaker	2025
Gracyn Tucker	2025
Sophia Voyles	2025
Sara Beth Allen	2021, 2022
Emily Anderson	2016
Lindsey Anderson	2012
Tricia Awald	2022
Shannon Bear	2009, 2010, 2011, 2012
Mallorie Black	2021, 2022
Lauren Boyett	1997
Meghan Cassidy	2021, 2023
Kendall Chadwick	2015, 2016
Bailey Chapin	2022, 2023
Grace Connelly	2022, 2023
Felicia Coursey	2003
Colleen Darragh	2014
Kelly Delashmit	2013
Chandler Dennis	2022
Hayley Downs	2014
Ella Edgmon	2022
Karly Fullem	2012, 2013, 2015
Whitney Haller	2007, 2009
Caroline Hilton	2009
Ariella Jackson	2021, 2022
Christy Jones	2010, 2011
Emma Kauf	2021, 2023
Katie Krzus	2019

Kate Kuzma	2010, 2011
Maddie Lionberger	2013, 2016
Isabella Mary	2019
Madison McPherson	2021
Kinsey Norton	2022, 2023
Samantha Pierannunzi	2015, 2016
Sandra Beth Pritchett	2021, 2022, 2023
Alysha Rudnik	2011, 2012, 2014
Blair Shimandle	2007, 2009
Draven Sonnon	2015, 2016
Lori Steiner	1996, 1997
Morgan Taylor	2015, 2016
Erin Voeltz	2002, 2003, 2004
Jessica Weaver	2011
Laura Williams	1996
Sara Wissmann	2003

### ACC SCHOLAR-ATHLETE OF YEAR

PLAYER	YEAR
Whitney Haller	2009
Jen Yee	2010
Christy Jones	2011

### ACADEMIC ALL-ACC

*Beginning in 2005, the ACC started recognizing student-athletes that excelled both on the field and in the classroom (achieving a 3.0 grade point average or higher for the academic year as well as during her entire athletic career.)*

2006	Whitney Haller, Kristina Hull, Aileen Morales, Blair Shimandle, Sarah Wood
2007	Whitney Haller, Kristina Hull, Aileen Morales, Blair Shimandle, Sarah Wood, Jen Yee
2008	Savannah Brown, Aileen Morales, Whitney Haller, Blair Shimandle, Christy Jones, Jessica Weaver
2009	Shannon Bear, Christy Jones, Whitney Haller, Blair Shimandle, Kelsi Weseman, Jen Yee
2010	Christy Jones, Kate Kuzma, Jessica Sinclair, Kelsi Weseman, Jen Yee
2011	Lindsey Anderson, Shannon Bear, Christy Jones, Kate Kuzman, Kristine Priebe, Alysha Rudnik, Jessica Sinclair, Jessica Weaver
2012	Alysha Rudnik, Hayley Downs, Karly Fullem, Kate Kuzma, Shannon Bear, Kelsi Weseman
2013	Alysha Rudnik, Chelsie Thomas, Hayley Downs, Karly Fullem, Katie Johnsky
2014	Alysha Rudnik, Hayley Downs

2015	Karly Fullem, Morgan Taylor
2016	Emily Anderson, Maddie Lionberger, Samantha Pierannunzi
2017	Emily Anderson, Jessica Kowalewicz
2018	Emily Anderson, Draven Sonnon, Cameron Stanford
2019	Katie Krzus, Cameron Stanford, Bailee Zeitler
2021	Emma Kauf
2022	Tricia Awald, Chandler Dennis, Emma Kauf, Jin Sileo
2023	Sara Beth Allen, Mallorie Black Grace Connelly, Chandler Dennis, Madison Dobbins, Ella Edgmon, Emma Kauf, Blake Neleman, Kinsey Norton, Sophia Voyles
2024	Sara Beth Allen, Mallorie Black, Makayla Coffield, Grace Connelly, Madison Dobbins, Ella Edgmon, Gracie Hillman, Reese Hunter, Emma Minghini, Kinsey Norton, Jaidyn Studebaker, Sophia Voyles
2025	Makayla Coffield, Grace Connelly, Ella Edgmon, Eliana Gottlieb, Reese Hunter, Addison Leschber, Kinsey Norton, Emma Simon, Gracyn Tucker, Sophia Voyles, Paige Vukadinovich, Alyssa Willer

### ACC HONOR ROLL

*The ACC annually recognizes the student-athletes who achieve a grade point average of 3.0 or higher for the academic year.*

1988	Lisa Neal, Cynthia Self
1989	Melanie Ging, Lisa Nea, Cynthia Self
1990	Cynthia Self
1991	Juanita Albarado
1992	Juanita Albarado, Deborah Wilson
1993	Juanita Albarado, Lynne Borowsky, Dina El Sheshai
1994	Terri Bolden, Lynne Borowsky, Lori Steiner, Laura Williams
1995	Paige Bolton, Erin Ryan, Lori Steiner, Laura Williams
1996	Terri Bolden, Paige Bolton, Erin Ryan, Lori Steiner, Laura Williams
1997	Lauren Boyett, Anne Knobbe, Erin Ryan, Lori Steiner, Heather Sumrow, Lauren Webb, Laura Williams
1998	Lauren Boyett, Miki Deal, Erin Ryan, Carye Schiller, Erin Wall, Beth Warren, Lauren Webb



# HONORS & AWARDS

1999	Lauren Boyett, Miki Deal, Melanie Howell, Kori Jacobsen, Lauren Schwartz, Jamie Smith, Beth Warren
2000	Anne Knobbe, Susanne Miller, Lacey Schanz, Lauren Schwartz, Jamie Smith, Beth Warren
2001	Jamie Frost, Erin Glantz, Tiffany Goodman, Erin Hawley, Kori Jacobsen, Susanne Miller, Lacey Schanz, Ellen Styer, Mimi Utt, Erin Voeltz, Sara Wissmann, Lindsay Wood
2002	Katie Donovan, Kirin Kumar, Mimi Utt, Erin Voeltz, Tasha Waugh, Sara Wissmann
2003	Elizabeth Carls, Felicia Coursey, Katie Donovan, Erin Voeltz, Sara Wissmann, Peri Zakin
2004	Kristina Hull, Erin Voeltz, Tasha Waugh, Sara Wissmann, Sarah Wood
2005	Sarah Wood
2006	Whitney Haller, Kristina Hull, Becky McCraw, Blair Shimandle, Sarah Wood
2007	Whitney Haller, Kristina Hull, Aileen Morales, Blair Shimandle, Sarah Wood, Jen Yee
2008	Savannah Brown, Kelly Eppinger, Whitney Haller, Caroline Hilton, Christy Jones, Aileen Morales, Blair Shimandle, Jessica Weaver
2009	Shannon Bear, Jessica Coan, Kelly Eppinger, Whitney Haller, Caroline Hilton, Christy Jones, Kate Kuzma, Blair Shimandle, Jessica Sinclair, Jessica Weaver, Kelsi Weseman, Jen Yee
2010	Shannon Bear, Jessica Coan, Kelly Delashmit, Kelly Eppinger, Caroline Hilton, Christy Jones, Kate Kuzma, Jessica Sinclair, Jessica Weaver, Jen Yee
2011	Kristen Adkins, Lindsey Anderson, Shannon Bear, Kelly Delashmit, Danielle Dike, Caroline Hilton, Christy Jones, Kate Kuzma, Kristine Priebe, Alysha Rudnik, Jessica Sinclair, Jessica Weaver
2012	Lindsey Anderson, Shannon Bear, Kelly Delashmit, Hayley Downs, Karly Fullem, Caroline Hilton, Kate Kuzma, Alysha Rudnik, Jessica Sinclair
2013	Kelly Delashmit, Hayley Downs, Karly Fullem, Katie Johnsky, Kaitlin Kates, Maddie Lionberger, Alysha Rudnik, Morgan Taylor, Chelsie Thomas
2014	Kanani Cabrales, Ashley Clifton, Caitlyn Coffey, Colleen Darragh, Hayley Downs, Karly Fullem, Alexis Jones, Kaitlin Kates, Jessica Kowalewicz, Alysha Rudnik, Morgan Taylor, Chelsie Thomas
2015	Emily Anderson, Malea Bell, Kendall Chadwick

	Kelsey Chisholm, Colleen Darragh, Karly Fullem, Katie Johnsky, Kylie Kleinschmidt, Maddie Lionberger, Samantha Pierannunzi, Draven Sonnon, Morgan Taylor, Chelsie Thomas
2016	Emily Anderson, Kendall Chadwick, Colleen Darragh, Jessica Kowalewicz, Katie Krzus, Maddie Lionberger, Samantha Pierannunzi, Draven Sonnon, Sydney Stavro, Morgan Taylor, Courtney Ziese
2017	Emily Anderson, Brooke Barfield, Malea Bell, Rachael Bonitatibus, Alison Brandvold, Kendall Chadwick, Kelsey Chisholm, Colleen Darragh, Grason Gasser, Jessie Kowalewicz, Katie Krzus, Isabella Many, Rebecca Prairie, Drew Puckett, Draven Sonnon
2018	Emily Anderson, Malea Bell, Allison Brandvold, Kendall Chadwick, Kelsey Chisholm, Lilly Hooper, Katie Krzus, Isabella Many, Rebecca Prairie, Drew Puckett, Breanna Roper, Draven Sonnon, Cameron Stanford, Sydney Stavro, Jaydra von Behren
2019	Brooke Barfield, Maddie Billings, Naomi Dickerson, Kaylee Ellebracht, Lilly Hooper, Ariella Jackson, Amber Johns, Katie Krzus, Isabella Many, Bianca Mora, Rebecca Prairie, Drew Puckett, Cameron Stanford, Sydney Stavro, Hannah Turnbull, Bailee Zeitler
2020	Tricia Awald, Morgan Bruce, Meghan Cassidy, Kennedy Cowden, Caroline Davis, Naomi Dickerson, Lilly Hooper, Ariella Jackson, Amber Johns, Emma Kauf, Isabella Many, Madison McPherson, Bianca Mora, Blake Neleman, Palmer Pinholster, Drew Puckett, Lexi Ray, Breanna Roper, Cameron Stanford, Bailee Zeitler
2021	Sara Beth Allen, Tricia Awald, Mallorie Black, Morgan Bruce, Meghan Cassidy, Kennedy Cowden, Caroline Davis, Naomi Dickerson, Casey Goguts, Ariella Jackson, Emma Kauf, Madison McPherson, Bianca Mora, Palmer Pinholster, Sandra Beth Pritchett, Lexi Ray, Breanna Roper, Bailee Zeitler
2022	Sara Beth Allen, Tricia Awald, Mallorie Black, Meghan Cassidy, Bailey Chapin, Grace Connelly, Kennedy Cowden, Caroline Davis, Chandler Dennis, Madison Dobbins, Ella Edgmon, Ariella Jackson, Emma Kauf, Emma Minghini, Kinsey Norton, Sandra Beth Pritchett, Jin Sileo, Sophia Voyles, Bailee Zeitler
2023	Sara Beth Allen, Cayden Baker, Mallorie Black, Bailey Chapin, Grace Connelly, Caroline Davis, Chandler Dennis, Madison Dobbins, Emma Kauf, Emma Minghini, Blake Neleman, Kinsey Norton, Sandra Beth Pritchett, Jaidyn Studebaker, Sophia Voyles

2024	Sara Beth Allen, Mallorie Black, Bailey Chapin, Makayla Coffield, Brionna Condon, Grace Connelly, Chandler Dennis, Madison Dobbins, Ella Edgmon, Gracie Hillman, Reese Hunter, Emma Minghini, Kinsey Norton, Sandra Beth Pritchett, Jaidyn Studebaker, Gracyn Tucker, Sophia Voyles, Paige Vukadinovich
2025	Makayla Coffield, Grace Connelly, Madison Dobbins, Ella Edgmon, Eliana Gottlieb, Reese Hunter, Addison Leschber, Emma Minghini, Kinsey Norton, Caroline Patterson, Emma Simon, Jaidyn Studebaker, Gracyn Tucker, Sophia Voyles, Alyssa Willer

## JACKETS IN THE NPF

YEAR	PLAYER	TEAM	PICK (ROUND)
2014	Ashley Thomas	Akron Racers	16th (4)
2012	Kelsi Weseman	Carolina Diamonds	13th (4)
2008	Brittany Barnes	Akron Racers	23rd (4)
2008	Savannah Brown	Rockford Thunder	5th (1)
2008	Aileen Morales	Chicago Bandits	10th (2)
2007	Caitlin Lever	Chicago Bandits	Undrafted
2005	Jessica Sallinger	NY/NJ Juggernauts	9th (2)
2004	Tara Knudsen	New England Riptide*	1st

\*Supplemental draft

## JACKETS IN THE OLYMPICS

PLAYER	COUNTRY	GAMES
Jen Yee	Canadian National Team	2008 Beijing
Caitlin Lever	Canadian National Team	2008 Beijing

## GT SPORTS HALL OF FAME



Laura Williams  
Played 1994-1997  
Inducted 2007



Jessica Sallinger  
Played 2002-2005  
Inducted 2015



Caitlin Lever  
Played 2005-07  
Inducted 2019



Aileen Morales  
Played 2005-2008  
Inducted 2020



Jen Yee  
Played 2007, 2009-10  
Inducted 2021



Whitney Haller Stripling  
Played 2006-09  
Inducted 2021

## ALL-TIME LETTERWINNERS

## A

Adkins, Kristen	2009-11
Albarado, Juanita	1990-93
Allen, Sara Beth	2021-2024
Anderson, Emily	2015-18
Anzek, Stephanie	1993
Anderson, Lindsay	2011-12
Arnold, Karissa	2017
Awald, Tricia	2019-2022

## B

Baldwin, Selena	1991
Ballard, Lisa	1989
Barfield, Brooke	2017-21
Barnes, Brittany	2007-08
Bartle, Liza	2003-05
Beach, Amelia	2008-10
Bear, Shannon	2009-12
Bell, Malea	2015-18
Berger, Stephanie	2007
Biggers, Jennifer	1998-2001
Biggerstaff, Christina	2015
Bickford, Abby	1998-2000
Bishop, Amy	1990-91, 1993
Black, Mallorie	2021-2024
Bolden, Terri	1994-97
Bolton, Paige	1993-96
Bonitatus, Rachael	2017
Borosky, Lynne	1992-94
Boyett, Lauren	1997-99
Brown, Laura	1993-96
Brown, Mandy	1987
Brown, Savannah	2005-08
Bruce, Morgan	2019-21
Butler, Stephanie	2005-08

## C

Cabral, Kanani	2014
Cain, Lynne	1989
Camp, Christie	1991-93
Cassidy, Meghan	2020-2024
Caviness, Roberta	1990
Chadwick, Kendall	2017-18
Chapin, Bailey	2022-2024
Chisholm, Kelsey	2015-18
Choate, Wendy	1991-92
Clifton, Ashley	2013-14
Cluff, Meador	1988
Coan, Jessica	2009-10
Coffey, Caitlyn	2012-15
Connelly, Grace	2022-2025
Coursey, Felicia	2002-03
Cowden, Kennedy	2020-22
Creger-Zier, Riki	2005
Crow, Amanda	2008

## D

Darragh, Colleen	2014-17
Davis, Caroline	2020-2024
Deal, Miki	1998-99
Deep, Jordan	2016
Dennis, Chandler	2022-2024
Delashmit, Kelly	2010-13
Dickerson, Naomi	2018-21
Dike, Danielle	2009-12
Dobbins, Madison	2022-2024
Donovan, Katie	2002-05
Downs, Hayley	2011-14
Dupree, Auburn	2022-2024

## E

Edgmon, Ella	2022-2025
El Sheshai, Dina	1990-93
Ellebracht, Kaylee	2016-19
Eppinger, Kelly	2007-10
Ezell, Wendy	1988-91

## F

Frost, Jamie	1999-02
Fuller, Karly	2012-15

## G

Ging, Melanie	1987-89
Goodman, Tiffany	2000-03
Goodrich, Jenna	2016-17
Glantz, Erin	2001-02
Glazebrook, Rachel	2010
Grey, Jeanette	1996-98
Gulakowski, Kim	1991-93
Gunn, Ropekia	1990-92

## H

Haller, Whitney	2006-09
Harper, Andrea	1992-95
Hawley, Erin	1998-2001
Hilton, Caroline	2008-12
Holder, Sherri	1987-88
Hooper, Lilly	2018-2020
Hosier, Amy	2003-06
Howard, Kelli	1996
Howell, Melanie	1999
Huckabay, Crosby	2017-21
Huffman, Kelly	1995
Hughes, Abby	2021-2024
Hull, Kristina	2004-07
Humphreys, Whitney	2005-08
Hulsey, Jan	1990-93
Huskins, Shannon	1991

## I

Irwin, Donna	1987-88
Ivey, Kacey	2005-06

## J

Jackson, Ariella	2019-2022
Jacobson, Kori	1999-2001
Jenkins, Melissa	1991, 1994
Johns, Amber	2019-2020
Johnsky, Katie	2012-15
Johnson, Nikki	1994
Johnson, Shanna	1996
Johnson, Tiffany	2007-09
Jones, Alexis	2014
Jones, Christy	2008-11
Jones, Heather	1996-97
Jones, Julie	1988
Jordan, Caitlin	2010-11

## K

Kates, Kaitlin	2011-14
Kauf, Emma	2020-2024
Kleinschmidt, Kylie	2012-15
Kowalewicz, Jessica	2014-17
Knobbe, Anne	1997-00
Knudsen, Tara	2001-04
Krastins, Laila	1992-94
Krzus, Katie	2016-2019
Kumar, Kirin	2002-05
Kuzma, Kate	2009-12

## L

La Benne, Karen	1991
Lionberger, Maddie	2013-2016
Lever, Caitlin	2005-07
Lord, Paige	1987-90

## M

Many, Isabella	2017, 2019, 2020
McCraw, Becky	2005-08
McPherson, Madison	2020-21
McRaw, Claudette	1988
Melgaard, Mandy	1996-97
Miller, Susanne	1998-2001
Minghini, Emma	2022-2025
Mora, Bianca	2018-21
Morales, Aileen	2005-08
Morris, Stephanie	2008-09

## N

Neal, Lisa	1987-90
Neff, Tara	2002-03
Neleman, Blake	2020-2024
Norton, Kinsey	2022-2025

## P

Paez, Daisy	2005-07
Pierannunzi, Samantha	2014-17
Pinholster, Palmer	2019-2022
Pogson, Deidre	1993
Prairie, Rebecca	2017-2019
Priebe, Kristine	2010-11
Pritchett, Sandra Beth	2021-2024
Puckett, Drew	2017-2020
Pye, Saige	2018-2019

## R

Ray, Lexi	2020-2022
Reed, Laurie	2007-08
Reeder, Misty	1989-91
Reddick, Soraya	2001-04
Register, Abby	1994
Richardson, Lacey	2006-07
Riddlehoover, Kathryn	1988-89
Robertson, Amy	1995
Rolin, Mechelle	1992-95
Roper, Breanna	2018-21
Rudnik, Alysha	2011-14
Rush, Hope	2010-13
Ryan, Erin	1995-98

## S

Sallinger, Jessica	2002-05
Sams, Tracy	1987-88
Schiller, Carey	1996-98
Schanz, Lacey	1998-2001
Schlechte, Lauren	2003-05
Schreck, Emily	2008-10
Schwartz, Lauren	1997-2000
Self, Cindy	1988-90
Shelton, Shannon	1989-92
Sheridan, Christine	2005-06
Shimandle, Blair	2006-09
Sileo, Jin	2021-2024
Sinclair, Jessica	2009-12
Smith, Jamie	1996-97, '99-2000
Sonnon, Draven	2015-18
Stanford, Cameron	2018-21
Stavro, Sydney	2016, 18-19
Steiner, Lori	1994-97
Stewart, Kinley	2020-21
Stitcher, Melissa	1987

Stringer, Lori	1987-90
Styer, Ellen	1998-2001
Sumrow, Heather	1997-2000
Swats, Robin	1987

## T

Tannenbaum, Laurie	1987
Taylor, Morgan	2013-2016
Thomas, Chelsie	2012-15
Thomas, Ashley	2011-14

## U

Utt, Mimi	1999, 2001-02
-----------	---------------

## V

Voeltz, Erin	2001-04
Voyles, Sophia	2022-2025

## W

Wall, Erin	1995-98
Warren, Beth	1997, 99-2000
Waugh, Tasha	2001-04
Weaver, Jessica	2008-11
Webb, Lauren	1995-98
Webb, Skye	2018-19
Webb, Stephanie	1993-96
Weitman, Stephanie	1992-95
Wells, Kim	1988
Weseman, Kelsi	2009-12
White, Heather	1991
Whitworth, Suzanne	1987-89
Williams, Laura	1994-97
Wilson, Debbie	1992
Wissmann, Sara	2001-04
Wood, Lindsay	2000-03
Wood, Sarah	2004-07

## Y

Yee, Jennifer	2007, 2009-10
---------------	---------------

## Z

Zakin, Peri	2003
Zeitler, Bailee	2019-2022
Ziese, Courtney	2013-2016

# COACHING HISTORY

## NO FULL-TIME COACH (1987-1990)

YEAR	OVERALL	PCT.
1987	6-27	.181
1988	12-30	.286
1989	19-16-1	.528
1990	15-34	.306
	52-107-1	.325




## REGINA TOMASELLI (1991-98)

YEAR	OVERALL	PCT.	ACC	PCT.
1991	38-12-1	.745	--	--
1992	30-22	.577	1-3	.250
1993	28-25	.528	1-5	.167
1994	35-23	.603	2-5	.286
1995	30-25	.545	3-3	.500
1996	32-20	.615	4-3	.571
1997	22-34	.393	2-6	.250
1998	24-32	.426	2-6	.250
	239-193-1	.553	15-46	.246



## KATE MADDEN (1999-2003)

YEAR	OVERALL	PCT.	ACC	PCT.
1999	22-38	.367	0-8	.000
2000	25-33	.431	3-7	.300
2001	24-29	.453	2-6	.250
2002^!	52-18	.743	6-2	.750
2003!	38-25	.603	3-4	.429
	161-143	.530	14-27	.341



## EHREN EARLEYWINE (2004-06)

YEAR	OVERALL	PCT.	ACC	PCT.
2004!	47-19	.712	5-5	.500
2005*^!	51-14	.785	11-4	.733
2006!	48-22	.686	12-9	.571
	146-55	.726	28-18	.609



## SHARON PERKINS (2007-13)

YEAR	OVERALL	PCT.	ACC	PCT.
2007!	54-16	.771	14-6	.700
2008!	32-31	.508	9-11	.450
2009*^!#	46-15	.754	17-3	.850
2010*^!	51-11	.823	19-2	.905
2011*!	45-12	.789	18-2	.900
2012^!	37-23	.617	12-8	.600
2013	25-30	.454	10-10	.500
	290-138	.678	99-42	.702



## SHELLY HOERNER (2014-17)

YEAR	OVERALL	PCT.	ACC	PCT.
2014	23-24	.489	11-17	.393
2015	16-34	.320	6-18	.250
2016	22-33	.400	7-16	.304
2017	19-34	.359	8-16	.333
	80-125	.390	32-67	.323



## AILEEN MORALES (2018-PRESENT)

YEAR	OVERALL	PCT.	ACC	PCT.
2018	28-26	.519	13-11	.542
2019	31-27	.534	11-13	.458
2020**	12-11	.522	2-1	.667
2021	20-26	.435	11-19	.367
2022	38-18	.679	11-13	.458
2023	26-27	.491	7-17	.292
2024	32-23	.582	13-13	.500
2025	27-24	.529	10-11	.476
	214-182	.533	78-109	.417

- \* ACC Regular Season Champions  
 ^ ACC Tournament Champions  
 ! NCAA Tournament Participants  
 # NCAA Super Regional Appearance

\*\*2020 Season shortened due to COVID-19

# YEAR-BY-YEAR RESULTS

INFORMATION

YEAR	OVERALL	ACC	HOME	AWAY	NEUTRAL	NOTES/POSTSEASON
1987	6-27	--	4-10	2-13	0-4	--
1988	12-30	--	6-11	4-14	2-5	--
1989	19-16-1	--	12-8-1	4-4	3-4	--
1990	15-34	--	13-13	0-14	2-7	--
1991	38-12-1	--	21-4-1	8-4	9-4	--
1992	30-22	1-3	16-6	8-6	6-10	4th at ACC Tournament
1993	28-25	1-5	14-7	5-7	9-11	3rd at ACC Tournament
1994	35-23	2-5	10-4	9-5	16-14	4th at ACC Tournament
1995	30-25	3-3	11-7	9-5	10-13	ACC Tournament runner-up
1996	32-20	4-3	12-5	10-8	10-7	5th at ACC Tournament
1997	22-34	2-6	10-11	5-11	7-12	3rd at ACC Tournament
1998	24-32	2-6	12-11	4-14	8-7	5th at ACC Tournament
1999	22-38	0-8	6-17	6-11	10-10	4th at ACC Tournament
2000	25-33	2-6	10-12	7-7	8-14	5th at ACC Tournament
2001	24-29	2-6	11-8	7-9	6-12	5th at ACC Tournament
2002	52-18	6-2	20-2	13-6	19-10	ACC Tournament Title; 1st NCAA trip in school history
2003	38-25	3-4	11-4	14-11	13-10	3rd at ACC Tournament; NCAA Regional
2004	47-19	5-5	15-3	12-10	20-6	ACC Tournament runner-up; NCAA Regional
2005	51-14	11-4	16-2	14-7	21-5	ACC Regular Season and Tournament Titles; NCAA Regional
2006	48-22	12-9	18-7	10-10	20-5	3rd at ACC Tournament; NCAA Regional
2007	54-16	14-6	17-5	17-5	20-6	School record wins; ACC runner-up; NCAA Regional
2008	32-31	9-11	15-5	8-16	9-10	NCAA Regional
2009	46-15	17-3	21-6	13-5	12-4	NCAA Super Regional; ACC Regular Season and Tournament Titles
2010	51-11	19-2	20-3	11-6	20-2	NCAA Regional; ACC Regular Season and Tournament Titles
2011	45-12	18-2	17-3	14-5	14-4	NCAA Regional; ACC Regular Season Title
2012	37-23	12-8	20-5	5-9	12-9	NCAA Regional; ACC Tournament Title
2013	25-30	10-10	13-10	10-11	2-9	Tied 5th at ACC Tournament
2014	23-24	11-17	19-14	4-9	0-1	8th at ACC Tournament
2015	16-34	6-18	7-12	7-15	2-7	9th in ACC Regular Season
2016	22-33	7-16	10-16	6-14	6-3	10th in ACC Regular Season
2017	19-34	8-16	15-16	4-13	0-5	9th in ACC Regular Season
2018	28-26	13-11	14-13	9-9	5-4	6th in ACC Regular Season
2019	31-27	11-13	18-8	9-17	4-2	7th in ACC Regular Season
2020**	12-11	2-1	9-8	2-1	1-2	4th in ACC Regular Season**
2021	20-26	11-19	15-17	4-8	1-1	8th at ACC Tournament
2022	38-18	11-13	24-6	10-9	4-3	NCAA Regional
2023	26-27	7-17	13-16	10-9	3-2	5th at ACC Tournament
2024	32-23	13-13	22-8	9-9	1-6	
2025	27-24	10-11	17-14	6-6	4-4	ACC Tournament; NCAA Regional
Totals	1,182-943-2	265-282	554-337-2	309-352	319-254	

4 ACC Regular Season Titles; 5 ACC Tournament Titles; 13 NCAA Appearances; 1 Super Regional

**ACC REGULAR SEASON TITLES:** 4

**ACC TOURNAMENT TITLES:** 5

**NCAA APPEARANCES:** 13

**NCAA SUPER REGIONALS:** 1

**ACC TOURNAMENT CHAMPIONS:** 2002, 2005, 2009, 2010, 2012

**ACC REGULAR SEASON CHAMPIONS:** 2005, 2009, 2010, 2011



# YEAR-BY-YEAR RESULTS

## 1987 6-27

DATE	OPPONENT	W/L	SCORE
3/3	Samford	L	4-7
3/3	Samford	L	1-2
3/7	Georgia Southern	L	2-7
3/7	Georgia Southern	W	6-4
3/10	Columbus College	L	1-8
3/10	Columbus College	L	3-6
3/12	West Georgia	L	3-5
3/12	West Georgia	L	3-16
3/27	at USC-Spartanburg	W	6-3
3/27	at USC-Spartanburg	L	8-10
4/5	Tennessee Tech	L	1-9
4/5	Tennessee Tech	W	6-1
4/7	at Mercer	W	7-3
4/7	at Mercer	L	1-2
4/10	at West Florida	L	0-5
4/10	Mercer (1)	L	6-7
4/10	Samford (1)	L	7-8
4/10	Mississippi (1)	L	1-3
4/11	Delta State (1)	L	3-16
4/14	at Columbus College	L	2-4
4/14	at Columbus College	L	5-6
4/16	Georgia State	L	0-10
4/16	Georgia State	L	0-11
4/20	at Winthrop	L	3-10
4/20	at Winthrop	L	3-13
4/22	at West Georgia	L	3-8
4/22	at West Georgia	L	2-10
4/28	at Furman	L	0-10
4/28	at Furman	L	3-11
4/30	Mercer	W	2-0
4/30	Mercer	W	3-2
5/1	at Samford	L	1-11
5/1	at Samford	L	9-10

1 - West Florida Invitational, Pensacola, Fla.

## 1988 12-30

DATE	OPPONENT	W/L	SCORE
3/5	Huntingdon College	L	4-10
3/5	UNC-Wilmington	W	9-5
3/8	at Samford	L	3-4
3/8	at Samford	W	5-2
3/11	Valparaiso	L	0-1
3/12	Greensboro College	W	10-5
3/12	Baptist	L	1-12
3/26	USC-Spartanburg	L	1-7
3/26	USC-Spartanburg	L	0-14
3/27	Winthrop	L	0-6
3/27	Winthrop	L	1-6
3/28	at Georgia Southern	W	5-3
3/28	at Georgia Southern	L	5-10
3/30	at West Georgia	W	4-0
3/30	at West Georgia	L	7-8
4/1	at USC-Spartanburg	L	0-1
4/1	at USC-Spartanburg	L	0-5
4/2	at Winthrop	L	1-5
4/2	at Winthrop	L	1-8
4/5	at Columbus College	L	0-10
4/5	at Columbus College	L	0-4
4/8	at West Florida (1)	L	1-12
4/8	West Georgia (1)	L	5-9
4/8	Jackson State (1)	W	8-4
4/8	St. Leo (1)	L	3-6
4/9	Columbus College (1)	L	3-7
4/12	Samford	L	9-10
4/12	Samford	L	3-9
4/15	Samford (2)	W	8-0
4/15	at Columbus College (2)	L	2-5
4/15	Mercer (2)	L	2-3
4/15	Mercer (2)	L	0-1

4/19	West Georgia^	W	1-0
4/19	West Georgia^	W	1-0
4/20	at Georgia State	L	1-7
4/20	at Georgia State	L	1-8
4/26	Mercer	L	0-3
4/26	Mercer	L	6-12
4/28	at Columbus College	L	1-10
4/28	at Columbus College	W	4-1
4/30	Mercer^	W	1-0
4/30	Mercer^	W	1-0

1 - West Florida Invitational, Pensacola, Fla.

2 - Columbus Invitational, Columbus, Ga.

^ - Forfeited Game

## 1989 19-16-1

DATE	OPPONENT	W/L	SCORE
2/25	Virginia	L	0-9
2/25	Virginia	L	0-4
3/2	Baptist	L	1-2
3/3	Tennessee Tech	L	2-5
3/3	Tennessee Tech	T	2-2
3/4	at UNC-Wilmington	W	2-1
3/4	at UNC-Wilmington	L	5-11
3/8	Valparaiso	L	2-5
3/8	Valparaiso	W	1-0
3/12	George Mason	W	4-2
3/12	George Mason	L	1-2
3/23	Wisconsin Superior (1)	W	11-2
3/23	Missouri Baptist (1)	L	1-6
3/23	Manchester (1)	L	0-6
3/23	Lee (1)	L	1-2
3/24	Kutztown (1)	W	3-2
3/24	Wisconsin-Lacrosse (1)	L	6-7
3/28	Samford	W	4-2
3/28	Samford	W	2-0
3/31	St. Andrews	W	1-0
3/31	St. Andrews	W	1-0
4/1	at Mercer	L	0-3
4/1	at Mercer	L	0-2
4/7	at North Carolina A&T	W	5-0
4/13	Georgia Southern	W	2-0 (10)
4/13	Georgia Southern	L	0-4
4/14	Samford (2)	W	4-3
4/14	at Columbus College (2)	L	3-5
4/18	Georgia State	L	3-4 (9)
4/18	Georgia State	W	6-5
4/20	at Samford^	W	1-0
4/20	at Samford^	W	1-0
4/23	USC-Spartanburg	W	3-2 (8)
4/23	USC-Spartanburg	W	12-0
4/25	Mercer	W	4-0
4/25	Mercer	W	5-1

1 - West Florida Invitational, Pensacola, Fla.

2 - Columbus Invitational, Columbus, Ga.

^ - Forfeited Game

## 1990 15-34

DATE	OPPONENT	W/L	SCORE
2/17	USC-Aiken	W	12-0 (5)
2/17	USC-Aiken	W	13-8
2/18	at Furman	L	0-4
2/18	at Furman	L	3-13 (5)
3/3	Virginia	L	0-2 (10)
3/3	Virginia	L	0-5
3/4	East Carolina	L	1-8
3/4	Lander College	L	0-3
3/4	Lander College	L	2-6
3/5	UNC-Wilmington	W	4-2
3/5	UNC-Wilmington	L	1-2
3/9	Baptist	W	2-0

3/9	Baptist	L	1-3
3/10	Tennessee Tech	W	2-1
3/10	Tennessee Tech	L	0-4
3/11	George Mason	W	4-3 (8)
3/11	George Mason	L	1-4
3/13	Mercer	W	5-4 (11)
3/13	Mercer	W	5-1
3/15	at UNC-Charlotte	L	0-1
3/15	at UNC-Charlotte	L	1-2 (10)
3/16	at Winthrop	L	1-2 (9)
3/16	at Winthrop	L	1-6
3/18	Winthrop	W	2-1
3/18	Winthrop	L	2-5
3/25	Limestone	W	2-1
3/25	Limestone	L	2-7
3/30	Wichita State (3)	L	1-9 (5)
3/30	Florida State (3)	L	0-10 (5)
3/30	Austin Peay (3)	L	1-5
3/31	Southern Miss (3)	L	3-4
3/31	Samford (3)	W	2-1 (8)
3/31	Oklahoma State (3)	L	0-4
4/3	Samford	L	2-3
4/3	Samford	L	0-2
4/15	at Georgia State	L	1-7
4/15	at Georgia State	L	0-1 (9)
4/16	Hiwassee	W	7-0
4/16	Hiwassee	W	2-0
4/17	at Samford	L	4-5 (8)
4/17	at Samford	W	7-6 (10)
4/20	Mercer (2)	W	4-0
4/20	at Columbus (2)	L	2-3 (9)
4/21	Maryville (2)	L	1-2
4/21	Maryville (2)	L	1-2
4/24	at Mercer	L	1-2 (8)
4/24	at Mercer	L	1-3
4/27	at Tennessee Tech	L	4-11
4/27	at Tennessee Tech	L	3-13 (6)

2 - Columbus Invitational, Columbus, Ga.

3 - Southern Invitational, Birmingham, Ala.

## REGINA TOMASELLI

Head Coach: 1991-1998

Seasons: 8

Record: 239-193-1 (.553)

## 1991 38-12-1

DATE	OPPONENT	W/L	SCORE
2/16	at Samford	W	7-0
2/16	at Samford	W	2-1
2/23	USC-Aiken	W	4-0
2/23	USC-Aiken	W	8-0
2/25	Campbell	W	6-0
2/25	Campbell	W	3-0
2/27	Georgia College	W	6-4
2/27	Georgia College	W	3-1
3/4	UNC-Wilmington	W	3-1
3/4	UNC-Wilmington	W	1-0
3/7	Georgia State	W	2-1 (8)
3/7	Georgia State	W	2-1
3/8	Charleston Southern	W	3-2
3/8	Charleston Southern	L	5-7
3/11	George Mason	W	5-3
3/11	George Mason	W	5-2
3/13	East Carolina	L	0-3
3/13	East Carolina	L	1-2 (8)
3/24	at USC-Aiken	W	4-3
3/24	at USC-Aiken	L	7-9
3/26	at Georgia College	W	7-5
3/26	at Georgia College	W	11-3
4/3	Augusta	W	10-0 (5)

## YEAR-BY-YEAR RESULTS

4/3	Augusta	W	5-2
4/6	Austin Peay (4)	W	6-1
4/6	Georgia College (4)	W	4-0
4/6	at Furman (4)	L	1-7
4/6	East Carolina (4)	W	8-6
4/6	Coastal Carolina (4)	L	3-4 (8)
4/6	UNC-Charlotte (4)	L	4-5
4/7	Winthrop	W	4-2
4/7	Winthrop	L	0-2
4/9	at Mercer	W	2-1
4/12	UNC-Asheville (5)	W	11-1 (6)
4/12	UNC-Wilmington (5)	W	8-0
4/12	at North Carolina (5)	L	1-3
4/13	Mercer (5)	W	2-1
4/13	East Carolina (5)	L	0-5
4/15	at Georgia Southern	L	1-2
4/15	at Georgia Southern	W	8-1
4/19	Mercer (2)	W	5-0
4/19	at Columbus College (2)	W	2-0
4/20	USC-Spartanburg (2)	L	0-2 (9)
4/20	Mercer (2)	W	2-1
4/20	USC-Spartanburg (2)	W	4-0
4/22	Florida A&M	W	9-1
4/22	Florida A&M	W	9-1
4/26	Samford	W	4-1
4/26	Samford	W	7-1
4/27	UNC-Charlotte	W	1-0
4/27	UNC-Charlotte	T	4-4 (8)

2 - Columbus Invitational, Columbus, Ga.

4 - Furman Spring Fling, Greenville, S.C.

5 - Tar Heel Invitational, Chapel Hill, N.C.

**1992 30-22, 1-3 ACC**

DATE	OPPONENT	W/L	SCORE
2/22	at South Carolina	L	2-8
2/22	at South Carolina	L	0-1
2/27	Saginaw Valley State	L	0-1
2/27	Saginaw Valley State	W	5-0
2/29	USC-Aiken	W	1-0
2/29	USC-Aiken	W	5-1
3/1	Samford	L	1-4
3/1	Samford	W	6-5 (8)
3/4	at UNC-Charlotte	L	1-4
3/4	at UNC-Charlotte	W	3-1
3/6	Charleston Southern	L	0-2
3/6	Charleston Southern	W	2-0
3/7	Tennessee Tech	W	3-0
3/7	Tennessee Tech	W	2-1
3/9	Valdosta State	W	7-3
3/9	Valdosta State	W	8-7
3/11	Mercer	W	11-1 (6)
3/11	Mercer	W	3-2
3/14	Morehead State	W	5-1
3/14	Morehead State	W	5-2
3/27	Furman (3)	L	0-3
3/27	Winthrop (3)	W	12-2 (5)
3/27	Notre Dame (3)	L	2-6
3/28	Georgia State (3)	W	4-1
3/28	Georgia State (3)	W	7-3
3/28	South Carolina (3)	L	0-8
4/3	North Carolina* (4)	L	0-2
4/3	Coastal Carolina (4)	L	2-3
4/3	East Carolina (4)	W	8-6 (8)
4/4	North Carolina* (4)	L	0-6
4/4	Coastal Carolina (4)	L	0-4
4/8	at Samford	L	2-3 (8)
4/8	at Samford	W	5-4 (8)
4/10	at UNC-Greensboro	W	3-1
4/10	at UNC-Greensboro	W	6-4
4/11	UNC-Wilmington (5)	W	11-1 (6)
4/11	Florida State* (5)	L	0-10 (6)

4/11	at North Carolina* (5)	W	4-3
4/12	Winthrop (5)	W	4-1
4/12	East Carolina (5)	L	1-7
4/17	at Florida State (#6)	L	0-6
4/17	Virginia (#6)	L	3-10
4/22	Furman	W	2-0
4/22	Furman	L	3-4
4/25	at Georgia State	L	2-5
4/25	at Georgia State	W	3-2
4/26	Georgia Southern	W	2-0
4/26	Georgia Southern	W	4-3
4/29	at Mercer	W	3-0
4/29	at Mercer	W	8-1
4/30	Kennesaw State	L	0-3
4/30	Kennesaw State	L	1-5

3 - Southern Invitational, Birmingham, Ala.

4 - Furman Spring Fling, Greenville, S.C.

5 - Tar Heel Invitational, Chapel Hill, N.C.

#6 - ACC Tournament, Tallahassee, Fla.

**1993 28-25, 1-5 ACC**

DATE	OPPONENT	W/L	SCORE
2/18	at Mercer	W	13-0
2/18	at Mercer	W	8-5
2/20	South Carolina	L	0-3
2/20	South Carolina	L	5-6
2/23	at Tennessee Tech	L	0-1
2/23	at Tennessee Tech	W	8-6
2/26	Minnesota (7)	L	1-5
2/26	DePaul (7)	W	4-3
2/27	Samford (7)	L	3-4
2/27	Southwest Louisiana (7)	L	0-9
3/6	Florida State*	L	0-3
3/6	Florida State*	L	0-2
3/7	Florida A&M	W	8-1
3/7	Florida A&M	W	6-3
3/9	Winthrop	W	1-0
3/9	Winthrop	W	2-1
3/10	at Furman	L	0-3
3/10	at Furman	L	2-4
3/20	UNC-Charlotte (8)	W	2-1
3/20	at South Carolina (8)	L	1-2
3/21	UNC-Charlotte (8)	W	7-2
3/21	at South Carolina (8)	L	0-5
3/26	UNC-Charlotte (9)	W	3-2
3/26	South Carolina (9)	L	0-9
3/27	Ohio (9)	W	2-1
3/27	Akron (9)	L	2-4
4/2	Mercer (10)	W	18-2
4/2	UNC-Charlotte (10)	W	5-4
4/3	Georgia State (10)	L	0-7
4/3	North Carolina* (10)	W	3-0
4/3	Drexel (10)	W	3-1
4/6	Mercer	W	5-1
4/6	Mercer	W	4-3
4/9	UNC-Charlotte (5)	W	10-3
4/9	Winthrop (5)	W	7-1
4/11	East Carolina (5)	W	1-0
4/11	North Carolina* (5)	L	1-9
4/11	Coastal Carolina (5)	L	6-8
4/14	Georgia State	W	2-1
4/14	Georgia State	W	2-1
4/16	at Florida State (#6)	L	0-12
4/16	North Carolina (#6)	W	3-2
4/17	at Florida State (#6)	L	0-11
4/20	at Georgia State	L	5-6
4/20	at Georgia State	W	3-2
4/21	at Georgia Southern	W	11-4
4/21	at Georgia Southern	L	3-6
4/23	Samford	W	5-3
4/23	Samford	W	2-1

4/25	Virginia*	L	0-6
4/25	Virginia*	L	1-10
4/27	at Samford	L	0-1
4/27	at Samford	L	2-5

5 - Tar Heel Invitational, Chapel Hill, N.C.

#6 - ACC Tournament, Tallahassee, Fla.

7 - Louisiana Classic, Lafayette, La.

8 - S.C. Round Robin Classic, Columbia, S.C.

9 - Winthrop Invitational, Rock Hill, S.C.

10 - Buzz Classic, Marietta, Ga.

**1994 35-23, 2-5 ACC**

DATE	OPPONENT	W/L	SCORE
2/17	at Mercer	W	6-0
2/17	at Mercer	W	8-1
2/19	Eastern Michigan (8)	L	2-9
2/19	at South Carolina (8)	L	5-6
2/20	Eastern Michigan (8)	L	1-7
2/20	at South Carolina (8)	L	0-2
2/24	at Samford	W	3-0
2/24	at Samford	W	3-0
2/27	Virginia*	L	0-2 (8)
2/27	Virginia*	L	0-2
2/28	Louisiana Tech	W	6-2
2/28	Louisiana Tech	L	0-2
3/4	at South Florida	L	0-1
3/4	at South Florida	W	8-1
3/6	at Florida State*	L	1-6
3/6	at Florida State*	L	1-2
3/8	at UNC-Charlotte	W	13-5
3/8	at UNC-Charlotte	W	9-3
3/10	Furman	W	5-0
3/10	Furman	L	1-2
3/20	North Carolina*	W	9-6
3/20	North Carolina*	W	9-1 (5)
3/23	Northeast Illinois	W	8-0 (5)
3/23	Northeast Illinois	W	8-0 (5)
3/25	Coastal Carolina (9)	W	2-1
3/25	St. Francis (9)	W	11-0
3/26	Marshall (9)	W	9-0 (5)
3/26	College of Charleston (9)	W	13-1 (5)
4/1	Radford (10)	W	19-1 (5)
4/1	Wagner (10)	W	13-0 (5)
4/1	St. Francis (10)	W	13-4 (5)
4/2	Troy State (10)	L	3-4
4/2	Tennessee State (10)	W	4-2
4/2	Nicholls State (10)	L	1-6
4/4	Canisius	W	8-0 (6)
4/4	Canisius	L	1-4
4/7	at Winthrop	W	10-2 (5)
4/7	at Winthrop	W	10-0 (5)
4/8	East Carolina (5)	W	3-0
4/8	UNC-Charlotte (5)	W	11-3 (6)
4/9	UNC-Wilmington (5)	W	9-1
4/9	Florida State* (5)	L	0-11 (6)
4/9	Coastal Carolina (5)	L	3-6
4/12	Georgia State	W	15-2
4/12	Georgia State	W	5-0
4/15	South Carolina (11)	L	0-8 (5)
4/16	Tennessee Tech (11)	L	1-2
4/16	South Florida (11)	L	0-2
4/16	Winthrop (11)	W	4-1
4/17	Centenary (11)	L	1-2
4/19	Samford	L	0-2
4/19	Samford	W	11-3 (6)
4/22	at Florida State (#6)	L	1-2
4/22	North Carolina (#6)	L	0-4
4/25	Mercer	W	6-0
4/25	Mercer	W	6-4
4/30	Georgia Southern	W	8-0 (5)
4/30	Georgia Southern	W	4-2

## YEAR-BY-YEAR RESULTS

5 - Tar Heel Invitational, Chapel Hill, N.C.  
#6 - ACC Tournament, Tallahassee, Fla.  
8 - C.C. Round Robin Classic, Columbia, S.C.  
9 - Winthrop Invitational, Rock Hill, S.C.  
10 - Buzz Classic, Marietta, Ga.  
11 - at Chattanooga, Tenn.

**1995 30-25, 3-3 ACC**

DATE	OPPONENT	W/L	SCORE
2/21	at Samford	L	0-1
2/21	at Samford	W	8-0 (6)
2/23	at Mercer	W	4-0
2/23	at Mercer	W	11-2
2/25	#12 Florida State*	L	4-9
2/25	#12 Florida State*	L	1-10
2/26	#11 South Carolina	L	0-7
2/26	#11 South Carolina	L	5-11
3/1	UNC-Charlotte	W	5-2
3/1	UNC-Charlotte	W	11-3 (5)
3/4	Middle Tennessee State (12)	L	3-4
3/4	Troy State (12)	L	1-3
3/18	Winthrop	L	2-5
3/18	Winthrop	W	5-0
3/21	at North Carolina*	W	3-2
3/21	at North Carolina*	W	8-0
3/22	at Virginia*	W	9-3
3/22	at Virginia*	L	1-2
3/24	UNC-Greensboro (9)	L	4-5 (8)
3/24	Georgia Southern (9)	W	4-3 (8)
3/25	Akron (9)	L	3-7
3/25	UNC-Charlotte (9)	W	11-1 (5)
3/25	Eastern Kentucky (9)	L	0-1
3/29	Toledo	W	3-2
3/29	Toledo	W	8-4
3/30	Maryland	W	4-2
3/30	Maryland	W	8-1
3/31	UNC-Wilmington (10)	W	6-1
3/31	Maine (10)	W	8-0 (5)
3/31	Georgia Southern (10)	W	2-1
4/1	Bradley (10)	L	0-3
4/1	Troy State (10)	W	3-2
4/1	#17 Nicholls State (10)	L	0-7
4/3	Mercer	W	5-0
4/3	Mercer	W	8-2
4/5	at Georgia State	L	2-6
4/5	at Georgia State	L	2-5
4/8	Samford	W	10-2
4/8	Samford	W	7-2
4/9	South Florida	L	1-2
4/9	South Florida	L	0-1
4/11	at Georgia Southern	W	5-1
4/11	at Georgia Southern	W	5-3
4/14	SEMO (13)	L	1-2
4/14	Samford (13)	W	10-2
4/14	#6 Southwest Louisiana (13)	L	0-1
4/15	Furman (13)	L	5-7 (11)
4/15	George Mason (13)	W	8-1
4/15	#20 Illinois-Chicago (13)	L	2-7
4/21	Virginia (#6)	W	3-1
4/21	at #10 Florida State (#6)	L	1-2
4/22	Virginia (#6)	W	7-4
4/22	at #10 Florida State (#6)	L	2-5
4/25	at Chattanooga	L	2-3
4/25	at Chattanooga	W	5-1

#6 - ACC Tournament, Tallahassee, Fla.  
9 - Winthrop Invitational, Rock Hill, S.C.  
10 - Buzz Classic, Marietta, Ga.  
12 - Georgia State Tournament, Atlanta, Ga.  
13 - UTC Invite, Chattanooga, Tenn.

**1996 32-20, 4-3 ACC**

DATE	OPPONENT	W/L	SCORE
2/17	at Samford	L	0-2
2/17	at Samford	W	12-0 (5)
2/24	at #8 South Carolina	L	0-1
2/24	at #8 South Carolina	L	0-10 (5)
2/25	at UNC-Charlotte	W	8-0 (5)
2/25	at UNC-Charlotte	W	12-3
2/26	at Winthrop	W	3-2
2/26	at Winthrop	L	1-2
2/28	Samford	W	5-2
2/28	Samford	W	4-3
3/1	George Mason (14)	W	11-3
3/1	Eastern Michigan (14)	L	1-3
3/2	Radford (14)	W	5-2
3/3	Towson State (14)	W	6-0
3/3	Wisconsin (14)	L	1-2
3/5	Valparaiso	W	14-4 (5)
3/5	Valparaiso	W	3-2
3/7	Mercer	W	10-0 (5)
3/7	Mercer	W	4-2
3/16	Virginia*	W	5-2
3/16	Virginia*	W	5-4
3/19	at South Florida	L	0-1
3/19	at South Florida	L	1-3
3/20	at Bethune-Cookman	W	8-0
3/20	at Bethune-Cookman	W	5-1
3/21	at Stetson	L	0-5
3/23	at #14 Florida State*	L	0-2
3/23	at #14 Florida State*	W	3-1
3/28	Maryland*	L	0-2
3/28	Maryland*	W	1-0
3/29	North Carolina (10)	L	1-5
3/29	UT-Martin (10)	L	0-1 (9)
3/29	Wichita State (10)	W	9-0 (5)
3/30	Drexel (10)	W	4-3
4/5	Samford (15)	W	13-0 (4)
4/5	Nicholls State (15)	W	5-4 (10)
4/6	Florida Atlantic (15)	W	3-1
4/6	Tennessee (15)	W	5-4
4/6	Troy State (15)	W	2-1
4/7	Tennessee (15)	L	0-5
4/9	Georgia State	L	2-3
4/9	Georgia State	W	3-1
4/10	Furman	L	2-4
4/10	Furman	L	6-7
4/12	at Mercer	W	5-3
4/12	at Mercer	W	5-0
4/19	#17 Florida State (#16)	L	4-5
4/19	Virginia (#16)	L	2-3
4/23	Georgia Southern	W	9-1
4/23	Georgia Southern	W	5-4
4/25	North Carolina*	L	1-16 (6)

10 - Buzz Classic, Marietta, Ga.  
14 - East Carolina Tournament, Greenville, N.C.  
15 - Samford Spring Invitational, Birmingham, Ala.  
#16 - ACC Tournament, Raleigh, N.C.

**1997 22-34, 2-6 ACC**

DATE	OPPONENT	W/L	SCORE
2/16	at Samford	W	7-6 (8)
2/16	at Samford	W	14-1 (5)
2/21	Ohio (17)	L	2-3
2/21	Illinois-Chicago (17)	L	2-11 (5)
2/22	UNC-Greensboro (17)	W	7-1 (6)
2/22	Marshall (17)	W	1-0
2/23	East Carolina (17)	L	4-6
3/1	Georgia Southern (12)	L	4-6 (8)
3/1	Indiana State (12)	L	0-16 (5)
3/2	Georgia (12)	L	2-8

3/2	Tennessee Tech (12)	L	1-7
3/4	Samford	W	15-7
3/4	Samford	W	9-6
3/6	at UNC-Charlotte	L	2-5
3/6	at UNC-Charlotte	L	3-4
3/8	North Carolina*	W	5-3
3/8	North Carolina*	W	9-2
3/10	Southern Illinois	L	2-3 (8)
3/10	Southern Illinois	W	5-2
3/12	Winthrop	W	9-3
3/12	Winthrop	W	5-0
3/13	Radford	W	8-7
3/15	at Georgia Southern	L	1-2
3/15	at Georgia Southern	W	5-1
3/23	#18 Florida State*	L	1-5
3/23	#18 Florida State*	L	5-8
3/24	#14 Minnesota	L	1-5
3/25	#22 Utah	L	1-4
3/25	#22 Utah	W	6-4
3/27	Evansville	W	3-2 (9)
3/27	Evansville	L	5-8
3/28	Youngstown State (10)	W	9-2
3/28	Middle Tennessee State (10)	L	0-1 (8)
3/29	Auburn (10)	W	4-0
3/29	Canisius (10)	W	5-4
3/29	Southwest Louisiana (10)	L	1-9 (6)
4/1	at Furman	W	4-3
4/1	at Furman	L	2-5
4/3	#3 South Carolina	L	0-3
4/3	#3 South Carolina	L	2-10 (5)
4/5	at Georgia State	L	3-4
4/5	at Georgia State	W	6-3
4/6	#14 South Florida	L	0-7
4/6	#14 South Florida	L	1-6
4/8	at Mercer	L	1-2
4/8	at Mercer	L	4-7
4/11	at Virginia*	L	0-4
4/11	at Virginia*	L	2-3 (8)
4/13	at Maryland*	L	1-2
4/13	at Maryland*	L	0-3
4/17	North Carolina (#18)	L	7-8
4/18	Virginia (#18)	W	7-2
4/19	North Carolina (#18)	W	3-2 (8)
4/19	Maryland (#18)	L	0-9 (6)
4/26	Louisiana Tech (19)	L	6-8
4/26	Mississippi (19)	L	1-3

10 - Buzz Classic, Marietta, Ga.  
12 - Georgia State Tournament, Atlanta, Ga.  
17 - Triangle Tournament, Raleigh, N.C.  
#18 - ACC Tournament, Marietta, Ga.  
19 - Ole Miss Rebel Classic, Oxford, Miss.

**1998 24-32, 2-6 ACC**

DATE	OPPONENT	W/L	SCORE
2/15	Georgia Southern	L	4-5
2/15	Georgia Southern	W	9-8
2/18	Samford	L	2-3
2/18	Samford	W	6-1
2/20	Illinois-Chicago (5)	L	1-4
2/20	Campbell (5)	L	1-3
2/21	Kentucky (5)	W	6-2
2/21	Radford (5)	W	10-1 (5)
2/25	Mercer	W	6-5
2/25	Mercer	W	6-3
2/27	Mississippi	W	8-3
2/27	Mississippi	L	0-1
2/28	Mississippi (12)	L	2-4
2/28	Tennessee Tech (12)	L	0-2
3/1	St. Louis (12)	W	16-0 (5)
3/1	Northwestern State (12)	W	8-7
3/1	Virginia Tech (12)	W	2-1

# YEAR-BY-YEAR RESULTS

3/7	at North Carolina*	L	0-5
3/7	at North Carolina*	L	0-6
3/9	Southern Illinois	L	2-6
3/10	Georgia State	W	2-1
3/11	South Carolina	L	0-8 (5)
3/11	South Carolina	L	3-6
3/23	Maryland*	L	5-7
3/24	Maryland*	L	0-5
3/25	Utah	L	0-8 (6)
3/25	Utah	L	4-8
3/26	Wright State	W	5-3
3/27	UNC-Charlotte (10)	W	7-1
3/27	Nicholls State (10)	W	2-1
3/28	Florida Atlantic (10)	L	2-4 (8)
3/28	Drake (10)	W	5-3
3/28	Florida Atlantic (10)	L	0-2
3/29	Georgia Southern (10)	W	2-0
4/1	UNC-Charlotte	L	1-4
4/1	UNC-Charlotte	L	1-5
4/3	#6 at South Florida	L	0-1 (9)
4/3	#6 at South Florida	L	1-2 (10)
4/5	#15 at Florida State*	L	2-3
4/5	#15 at Florida State*	L	1-4
4/8	Georgia Southern	L	1-13 (5)
4/8	Georgia Southern	W	4-1
4/9	at Samford	W	2-1 (9)
4/9	at Samford	L	4-5
4/11	Virginia*	W	5-3
4/11	Virginia*	W	2-0
4/15	Furman	W	3-0
4/15	Furman	W	4-3
4/16	at Troy State	W	1-0
4/16	at Troy State	L	3-4 (5)
4/20	at Alabama	L	1-7
4/20	at Alabama	L	2-10 (6)
4/21	Georgia	L	0-2
4/23	Virginia (#6)	L	1-3
4/24	Maryland (#6)	L	0-4
4/28	Georgia State	W	6-3

5 - Tar Heel Invitational, Chapel Hill, N.C.

#6 - ACC Tournament, Tallahassee, Fla.

10 - Buzz Classic, Marietta, Ga.

12 - Georgia State Tournament, Atlanta, Ga.

3/6	Virginia Tech (12)	L	6-10
3/7	Fordham (12)	W	12-2 (5)
3/7	Evansville (12)	L	1-4 (5)
3/7	Troy State (12)	L	0-4
3/10	#22 Southern Mississippi	L	1-8
3/10	#22 Southern Mississippi	L	6-12
3/11	Pittsburgh	W	3-1
3/11	Pittsburgh	L	4-6
3/13	Pittsburgh (21)	L	2-3 (8)
3/13	Elon (21)	W	4-3 (8)
3/23	at Samford	L	1-4
3/23	at Samford	L	2-3
3/24	Northwestern	L	2-5
3/26	Rhode Island (10)	W	7-1
3/26	Niagara (10)	W	10-3
3/27	#17 Southern Mississippi (10)	L	0-7
3/27	Mercer (10)	W	12-2 (5)
3/28	Canisius (10)	L	1-2 (8)
4/3	Florida State*	L	0-7
4/3	Florida State*	L	5-8
4/7	Georgia Southern	W	5-3
4/7	Georgia Southern	W	6-5
4/9	at Maryland*	L	1-2 (10)
4/10	at Maryland*	L	0-8 (5)
4/11	at Virginia*	L	0-2
4/11	at Virginia*	L	4-6
4/13	Samford	W	6-4
4/13	Samford	L	4-7 (8)
4/14	at Georgia	L	2-3 (8)
4/18	Troy State	L	2-5
4/18	Troy State	L	0-4
4/21	Mississippi State	L	0-5
4/24	North Carolina*	L	2-4
4/25	North Carolina*	L	5-7
4/28	Georgia	L	0-10 (5)
5/1	at UNC-Charlotte	L	0-1
5/2	at UNC-Charlotte	W	5-1
5/9	South Florida	L	4-8
5/9	South Florida	L	2-3
5/14	Virginia (#6)	L	0-4
5/15	North Carolina (#6)	W	6-2
5/15	#21 Maryland (#6)	L	0-7

#6 - ACC Tournament, Tallahassee, Fla.

10 - Buzz Classic, Marietta, Ga.

12 - Georgia State Tournament, Atlanta, Ga.

14 - East Carolina Tournament, Greenville, N.C.

20 - South Florida Tournament, Tampa, Fla.

21 - Georgia Tech Round Robin, Atlanta, Ga.

2000		25-33, 2-6 ACC	
DATE	OPPONENT	W/L	SCORE
2/12	at Georgia Southern	W	7-1 (9)
2/12	at Georgia Southern	W	10-8
2/15	at Auburn	L	1-3
2/18	Elon (17)	W	6-3
2/18	Wright State (17)	W	3-2
2/19	Minnesota (17)	L	0-2
2/19	Eastern Kentucky (17)	W	11-1 (5)
2/20	Akron (17)	W	6-1
2/20	#18 Illinois-Chicago (17)	W	2-1
2/23	Furman	L	0-6
2/23	Furman	W	7-1
2/25	Drake (22)	L	3-8
2/25	#16 Alabama (22)	L	3-9
2/26	#20 DePaul (22)	L	0-4
2/26	#2 Arizona (22)	L	0-12 (5)
2/26	Drake (22)	L	2-5
3/2	Georgia	L	1-7
3/2	Georgia	W	6-5
3/4	Radford	W	16-1 (5)
3/4	Radford	W	20-3 (5)

3/9	at St. Mary's College	L	1-7
3/10	Wisconsin (23)	L	4-6
3/10	San Jose State (23)	L	3-5
3/10	UC Santa Barbara (23)	L	2-6
3/11	Central Michigan (23)	L	2-3
3/11	Santa Clara (23)	W	4-0
3/11	Wisconsin (23)	L	0-8
3/15	Indiana	W	10-3
3/15	Indiana	L	5-7
3/18	at Samford	W	6-4
3/18	at Samford	W	4-2 (8)
3/21	Maryland*	L	3-7
3/21	Maryland*	L	5-9
3/22	Connecticut	L	0-5
3/24	Marshall (10)	W	4-2
3/24	College of Charleston (10)	L	1-2
3/25	Florida A&M (10)	L	2-4
3/25	Tennessee Tech (10)	W	5-4 (8)
3/28	Southwest Missouri State	W	6-2
3/29	Brown	L	3-5
4/1	at Florida State*	W	2-1
4/1	at Florida State*	W	8-2
4/5	Georgia Southern	W	2-1
4/5	Georgia Southern	W	4-0
4/8	#24 East Carolina	L	0-11 (5)
4/9	#24 East Carolina	W	3-2
4/11	Auburn	W	4-3 (8)
4/13	at Troy State	W	2-0
4/14	at Troy State	L	4-5
4/15	Virginia*	L	2-4
4/15	Virginia*	L	1-4
4/19	at #21 Mississippi State	L	2-3
4/22	at North Carolina*	L	0-2
4/23	at North Carolina*	L	1-6
4/25	Georgia State	L	1-3
4/25	Georgia State	L	0-2
4/29	Virginia (#6)	L	6-7 (9)
4/30	Maryland (#6)	L	1-2

#6 - ACC Tournament, Tallahassee, Fla.

10 - Buzz Classic, Marietta, Ga.

17 - Triangle Tournament, Raleigh, N.C.

22 - Bama Bash, Tuscaloosa, Ala.

23 - National Invitational Tournament, San Jose, Calif.

2001		24-29, 2-6 ACC	
DATE	OPPONENT	W/L	SCORE
2/10	at Georgia Southern	L	1-9 (5)
2/10	at Georgia Southern	W	2-1
2/13	at Furman	W	3-1
2/13	at Furman	W	2-1 (6)
2/17	Louisiana-Monroe (24)	W	3-2
2/17	Arkansas (24)	L	2-3
2/18	Southeast Louisiana (24)	L	1-3
2/18	Drake (24)	L	1-2 (9)
2/21	at Georgia State	W	9-0 (5)
2/21	at Georgia State	W	3-1
2/24	Troy State	L	1-2
2/24	Troy State	L	0-4
3/2	Campbell (12)	W	12-2 (5)
3/2	Georgia State (12)	W	10-7
3/2	Eastern Michigan (12)	W	3-0
3/6	Eastern Michigan	W	8-0 (6)
3/6	Eastern Michigan	W	3-2
3/8	Boston University (25)	L	0-1 (8)
3/8	South Florida (25)	L	1-3 (8)
3/9	Penn State (25)	L	8-9 (8)
3/9	Tennessee Tech (25)	W	4-2
3/10	#6 Stanford (25)	L	0-9 (6)
3/17	Samford	W	3-0
3/17	Samford	W	2-0
3/21	Arkansas	W	4-0

## KATE MADDEN

Head Coach: 1999-2003

Seasons: 5

Record: 161-143 (.530)

1999		22-38, 0-8 ACC	
DATE	OPPONENT	W/L	SCORE
2/10	at Georgia Southern	L	2-4
2/10	at Georgia Southern	W	3-2
2/14	at Furman	L	0-1
2/14	at Furman	W	8-1
2/17	Virginia Tech	W	5-4
2/17	Virginia Tech	L	2-3
2/19	#6 South Florida (20)	L	2-10 (6)
2/19	Notre Dame (20)	L	4-6
2/20	Kansas (20)	W	4-2
2/20	Tennessee (20)	L	8-13
2/21	Miami (Ohio) (14)	W	5-3
2/26	Delaware State (14)	W	26-1 (5)
2/26	East Carolina (14)	W	2-0
2/27	Ohio (14)	W	5-3 (8)
2/27	Towson (14)	W	3-1
2/28	East Carolina (14)	L	2-3
3/3	at Mercer	W	10-3
3/3	at Mercer	W	10-4



# YEAR-BY-YEAR RESULTS

3/23	UT-Martin (10)	W	3-0
3/23	Illinois-Chicago (10)	L	3-4 (8)
3/24	Stetson (10)	L	1-2 (8)
3/24	Coastal Carolina (10)	L	3-7
3/27	Harvard	W	3-2 (9)
3/27	Harvard	W	4-1
3/31	#16 Florida State*	L	0-7
3/31	#16 Florida State*	W	2-1 (8)
4/4	Georgia Southern	L	2-4
4/4	Georgia Southern	W	2-1 (10)
4/8	Morris Brown^	W	7-0
4/8	Morris Brown^	W	7-0
4/11	at Georgia	L	4-5
4/11	at Georgia	L	2-3
4/14	at Virginia*	L	1-2
4/14	at Virginia*	L	0-1 (8)
4/15	at Maryland*	L	0-2
4/15	at Maryland*	W	4-3
4/17	at Chattanooga	L	1-3
4/17	at Chattanooga	L	1-2
4/19	Mississippi State	L	2-3
4/19	Mississippi State	L	1-4 (10)
4/21	North Carolina *	L	0-2
4/22	North Carolina *	L	3-5
5/6	at East Carolina	L	0-8 (5)
5/6	at East Carolina	W	3-1
5/11	Maryland (#16)	L	0-1
5/12	Virginia (#16)	L	2-3

^ - Forfeited Game

10 - Buzz Classic, Marietta, Ga.

12 - Georgia State Tournament, Atlanta, Ga.

#16 - ACC Tournament, Raleigh, N.C.

24 - Mardi Gras Classic, Monroe, La.

25 - Speedline Invitational, Tampa, Fla.

## ACC TOURNAMENT CHAMPS

### NCAA REGIONALS

2002	52-18, 6-2 ACC		
DATE	OPPONENT	W/L	SCORE
2/10	Gardner-Webb	W	5-1
2/10	Gardner-Webb	W	9-0 (5)
2/13	Furman	L	0-3
2/13	Furman	W	6-1
2/16	at Georgia Southern	W	1-0 (9)
2/16	at Georgia Southern	W	6-0
2/20	Georgia State	W	5-3
2/20	Georgia State	W	5-2
2/22	Rutgers (26)	W	6-1
2/22	at #21 Florida Atlantic (26)	L	0-1
2/23	Southern Illinois (26)	L	0-1
2/23	FIU (26)	L	1-2
2/24	Rutgers (26)	W	2-1 (9)
2/26	Jacksonville State	W	3-2
2/26	Jacksonville State	W	4-3
3/2	McNeese State (27)	W	2-1 (9)
3/2	Long Island (27)	W	3-2
3/6	at St. Mary's College	W	5-1
3/6	at St. Mary's College	W	3-0
3/8	#17 Iowa (28)	W	2-1
3/8	Syracuse (28)	W	6-4
3/8	Long Beach State (28)	W	4-2
3/9	#7 Arizona State (28)	L	4-5
3/9	Virginia (28)	L	4-6 (10)
3/13	at Troy State	W	7-3
3/13	at Troy State	L	0-7 (6)
3/17	Princeton	W	5-4
3/17	Princeton	W	7-0
3/19	at Auburn	L	1-9 (6)
3/19	at Auburn	W	2-1
3/22	Tennessee Tech (10)	W	8-2
3/22	Harvard (10)	W	5-2

3/23	Illinois (10)	W	3-0
3/23	Charleston Southern (10)	W	6-2
3/24	Maryland (10)	W	2-1 (8)
3/24	#25 Ohio State (10)	L	0-7
3/27	Maryland*	W	3-0
3/27	Maryland*	W	4-0
3/31	Virginia*	W	5-1
3/31	Virginia*	W	3-1
4/3	Georgia Southern	W	7-3
4/3	Georgia Southern	W	4-0
4/5	at North Carolina*	W	1-0
4/5	at North Carolina*	W	5-4
4/6	Maryland (5)	W	5-1
4/6	North Carolina (5)	W	8-5
4/7	Virginia (5)	L	0-1
4/7	Virginia (5)	L	5-10
4/10	Chattanooga	W	5-1
4/10	Chattanooga	W	2-0
4/13	at #21 Florida State*	L	3-7
4/13	at #21 Florida State*	L	2-4
4/18	at Mississippi State	L	4-7
4/18	at Mississippi State	L	0-3
4/20	at Jacksonville State	W	4-2
4/20	at Jacksonville State	W	8-3 (8)
4/24	at Samford	W	7-1
4/24	at Samford	W	6-0
4/26	Mercer	W	10-2 (6)
4/26	Mercer	W	4-0
4/28	#25 Georgia	L	0-1
4/28	#25 Georgia	W	2-1
5/10	Maryland (#6)	W	1-0 (9)
5/11	at #21 Florida State (#6)	W	2-0
5/12	North Carolina (#6)	W	6-2
5/16	Alabama (#6)	W	3-1 (10)
5/17	#21 Florida State (#6)	W	2-0
5/18	Chattanooga (#6)	W	3-0
5/19	#21 Florida State (#6)	L	2-3 (9)
5/19	#21 Florida State (#6)	L	1-6

5 - Tar Heel Invitational, Chapel Hill, N.C.

#6 - ACC Tournament, Tallahassee, Fla.

#6 - NCAA Tournament, Tallahassee, Fla.

10 - Buzz Classic, Marietta, Ga.

26 - FAU Worth Invitational, Boca Raton, Fla.

27 - LSU Purple &amp; Gold Challenge, Baton Rouge, La.

28 - National Invitational Tournament, Pleasanton, Calif.

### NCAA REGIONALS

2003	38-25, 3-4 ACC		
DATE	OPPONENT	W/L	SCORE
2/8	Boston College (29)	W	7-4
2/8	at #20 South Carolina (29)	L	0-8 (5)
2/9	UNC-Greensboro (29)	L	0-1
2/9	Boston College (29)	W	2-1 (8)
2/11	at Chattanooga	W	2-0
2/11	at Chattanooga	L	0-2
2/16	Georgia Southern	W	7-2
2/18	at Furman	W	4-0
2/18	at Furman	W	1-0
2/21	Illinois (30)	L	2-3 (8)
2/21	Oakland (30)	L	0-1
2/22	at Florida (30)	L	2-9
2/23	Oakland (30)	W	3-2 (9)
2/25	Troy State	W	6-5 (9)
2/25	Troy State	W	5-0
3/1	Bradley (31)	W	8-0 (5)
3/1	Manhattan (30)	W	7-0
3/2	at Georgia State (30)	L	2-3
3/2	at Georgia State (30)	W	11-2 (5)
3/6	at St. Mary's College	L	3-6
3/7	#23 Oregon (32)	L	1-2
3/7	UMKC (32)	W	3-0

3/8	#8 California (32)	L	0-1
3/8	#17 Oregon State (32)	L	1-4
3/9	Virginia Tech (32)	W	6-0
3/12	at Georgia State	W	5-1
3/12	at Georgia State	W	7-3
3/16	Princeton	W	8-1
3/16	Princeton	W	4-0
3/18	Arkansas	W	3-2
3/18	Arkansas	L	2-3
3/22	Lipscomb (10)	W	3-2
3/22	Radford (10)	W	5-3
3/22	Maryland (10)	W	1-0 (9)
3/23	Troy State (10)	L	2-3 (8)
3/26	Harvard	W	5-2
3/26	Harvard	W	3-2 (8)
3/30	at Mercer	W	14-0
3/30	at Mercer	W	10-1
4/2	at #8 Georgia	L	0-6
4/2	at #8 Georgia	L	0-1
4/5	at Virginia*	L	1-6
4/5	at Virginia*	W	2-0
4/6	at Maryland*	W	5-1
4/6	at Maryland*	W	1-0 (10)
4/14	Mississippi State	W	9-1 (5)
4/14	Mississippi State	W	5-3
4/17	North Carolina*	L	1-3
4/21	at Georgia Southern	W	4-2
4/21	at Georgia Southern	W	6-1
4/23	at Auburn	L	0-2
4/26	at #17 Alabama	L	2-3
4/26	at #17 Alabama	W	2-1
5/2	Auburn	W	2-0
5/4	#12 Florida State*	L	0-4
5/4	#12 Florida State*	L	0-6
5/9	North Carolina (#6)	W	3-1
5/10	at #10 Florida State (#6)	L	3-5
5/10	Virginia (#6)	L	3-4
5/15	Illinois (#33)	L	3-5
5/15	Southern (#33)	W	9-0 (5)
5/16	#17 Stanford (#33)	W	2-1 (9)
5/16	Massachusetts (#33)	L	0-2

#6 - ACC Tournament, Tallahassee, Fla.

10 - Buzz Classic, Marietta, Ga.

29 - Gamecock Invitational, Columbia, S.C.

30 - Cox Communications Classic, Gainesville, Fla.

31 - Georgia State Invitational, Decatur, Ga.

32 - National Invitational Tournament, Sunnysvale, Calif.

#33 - NCAA Tournament, Tuscaloosa, Ala.

## EHREN EARLEYWINE

Head Coach: 2004-06

Seasons: 3

Record: 146-55 (.726)

### NCAA REGIONALS

2004	47-19, 5-5 ACC		
DATE	OPPONENT	W/L	SCORE
2/7	Gardner-Webb (24)	W	3-2
2/7	at Louisiana-Monroe (24)	W	9-0 (5)
2/8	Kentucky (24)	L	3-5
2/8	#9 La-Lafayette (24)	W	4-1
2/17	Furman	W	8-0 (6)
2/17	Furman	W	2-0
2/21	at Georgia State (34)	W	6-0
2/21	Eastern Kentucky (34)	W	2-0
2/22	Tennessee State (34)	W	4-0
2/22	at Georgia State (34)	W	8-0 (5)
2/24	at Gardner-Webb	W	4-2
2/24	at Gardner-Webb	W	6-3



# YEAR-BY-YEAR RESULTS

2/27	Virginia Tech (35)	W	6-5
2/27	#14 Nebraska (35)	W	1-0
2/28	#7 Michigan (35)	L	1-3
2/28	DePaul (35)	W	5-1
2/29	#16 Fresno State (35)	W	8-0 (6)
2/29	Notre Dame (35)	L	1-2
3/3	Georgia Southern	L	1-3
3/3	Georgia Southern	W	6-0
3/5	UTEP (36)	W	7-0
3/6	at #2 Arizona (36)	L	0-2
3/6	Northern Iowa (36)	W	7-0
3/7	Indiana (36)	W	7-0
3/11	Saint Joseph's	W	9-1 (5)
3/11	Saint Joseph's	W	6-0
3/17	Ball State	W	2-1
3/17	Ball State	W	6-0
3/19	Austin Peay (10)	W	3-1
3/19	Ohio (10)	W	7-3
3/20	Nicholls State (10)	L	1-2
3/20	Western Kentucky (10)	W	13-0 (5)
3/20	Iowa State (10)	W	11-0 (5)
3/21	Connecticut (10)	L	4-5
3/23	Ohio	W	11-3 (6)
3/23	Ohio	W	6-0
3/29	at Troy State	W	4-0
3/29	at Troy State	W	10-0
3/31	#5 Georgia	L	1-3
4/3	at #4 Florida State*	L	0-4
4/3	at #4 Florida State*	L	1-2
4/7	Georgia State	W	3-0
4/7	Georgia State	W	8-0 (6)
4/10	Virginia*	L	0-2
4/10	Virginia*	W	2-0
4/13	#13 Alabama	W	1-0
4/17	at NC State*	W	2-0
4/17	at NC State*	L	0-2
4/18	at North Carolina*	W	2-1
4/18	at North Carolina*	L	2-3
4/21	at Georgia Southern	W	1-0
4/21	at Georgia Southern	W	1-0
5/2	Maryland*	W	10-2 (6)
5/2	Maryland*	W	1-0
5/8	at Mississippi State	L	2-10 (6)
5/8	at Mississippi State	L	0-1
5/14	NC State (#6)	W	2-1
5/14	at #4 Florida State (#6)	L	2-3
5/15	Virginia (#6)	W	4-1
5/15	Maryland (#6)	W	6-4
5/15	North Carolina (#6)	W	4-0
5/16	at #4 Florida State (#6)	L	1-3
5/20	Massachusetts (!37)	W	1-0
5/21	at #10 Georgia (!37)	W	3-2
5/22	#8 Washington (!37)	L	0-2
5/22	at #11 Georgia (!37)	L	1-9 (6)

#6 - ACC Tournament, Tallahassee, Fla.

10 - Buzz Classic, Marietta, Ga.

24 - Mardi Gras Classic, Monroe, La.

34 - Lady Panther Invite, Panthersville, Ga.

35 - NFCA Leadoff Classic, Columbus, Ga.

36 - Hillenbrand Invitational, Tucson, Ariz.

!37 - NCAA Tournament, Athens, Ga.

## ACC REGULAR SEASON CHAMPIONS

## ACC TOURNAMENT CHAMPIONS

## NCAA REGIONALS

2005		51-14, 11-4 ACC	
DATE	OPPONENT	W/L	SCORE
2/5	Chattanooga	W	6-0
2/5	Chattanooga	W	8-0 (5)
2/9	at Georgia Southern	W	6-1
2/11	Boston College (26)	W	6-2

2/11	Northwestern (26)	W	3-0
2/12	Bethune-Cookman (26)	W	4-0
2/12	at Florida Atlantic (26)	W	10-4
2/13	Bethune-Cookman (26)	W	2-1 (8)
2/16	at Furman	W	10-0
2/19	Eastern Kentucky (34)	W	7-0
2/19	Evansville (34)	W	6-5
2/20	at Georgia State (34)	W	3-1
2/20	Evansville (34)	W	1-0
2/25	#8 Michigan (35)	L	1-3
2/25	Southern Illinois (35)	L	1-5
2/26	South Carolina (35)	L	0-2 (10)
2/26	#17 Nebraska (35)	L	1-9 (5)
3/2	at UAB	W	3-0
3/4	Winthrop (10)	W	2-0
3/4	Purdue (10)	W	2-1
3/5	Saint Louis (10)	W	10-0 (5)
3/5	Mercer (10)	W	8-0 (6)
3/6	Florida A&M (10)	W	11-3 (5)
3/6	Ohio State (10)	L	3-5
3/9	Boston University (38)	W	12-0 (5)
3/9	Oakland (38)	W	7-4
3/12	North Carolina*	W	12-2 (5)
3/12	North Carolina*	L	4-6 (8)
3/13	North Carolina*	W	4-0
3/18	Charleston Southern (39)	W	14-2 (6)
3/18	Kent State (39)	W	5-0
3/19	Northern Illinois (39)	W	4-3
3/19	at UCF (39)	L	0-1
3/20	Northern Illinois (39)	W	5-3
3/20	at UCF	W	8-0 (6)
3/22	at Stetson	W	5-0 (6)
3/26	#24 Florida State*	W	2-0
3/26	#24 Florida State*	W	3-1
3/27	#24 Florida State*	W	5-0
3/30	at Chattanooga	L	0-1
3/30	at Chattanooga	W	7-1
4/3	at Virginia*	W	3-0
4/3	at Virginia*	L	4-6
4/6	at Alabama State	W	5-1
4/9	NC State*	W	4-0
4/9	NC State*	W	9-2
4/10	NC State*	W	2-1
4/16	UAB	W	8-4
4/16	UAB	W	9-0 (5)
4/19	at #12 Georgia	W	4-3
4/20	at Georgia State	W	7-0
4/23	at Virginia Tech*	L	5-9
4/23	at Virginia Tech*	W	10-3
4/27	Georgia Southern	W	2-0
4/29	at Maryland*	W	3-2
4/29	at Maryland*	L	1-2
5/9	Troy	W	4-2
5/9	Troy	L	2-8
5/12	NC State (#40)	W	2-0
5/14	Virginia (#40)	W	3-0
5/15	Virginia Tech (#40)	W	1-0
5/20	Kansas (!37)	W	3-1 (9)
5/21	at #8 Georgia (!37)	L	1-8
5/21	Kansas (!37)	W	5-2
5/22	at #8 Georgia (!37)	L	1-2

10 - Buzz Classic, Marietta, Ga.

26 - FAU Worth Invitational, Boca Raton, Fla.

34 - Lady Panther Invite, Panthersville, Ga.

35 - NFCA Leadoff Classic, Columbus, Ga.

!37 - NCAA Tournament Game, Athens, Ga.

38 - Yellow Jacket Invitational, Atlanta, Ga.

39 - UCF Tournament, Orlando, Fla.

#40 - ACC Tournament, College Park, Md.

## NCAA REGIONALS

2006	48-22, 12-9 ACC		
DATE	OPPONENT	W/L	SCORE
2/10	#18 Missouri	W	11-6
2/10	#18 Missouri	L	5-8
2/11	#18 Missouri	L	3-9
2/15	Chattanooga	W	7-2
2/15	Chattanooga	W	7-1
2/18	at Georgia State (34)	W	12-4 (5)
2/18	Kennesaw State (34)	L	4-5
2/19	Eastern Kentucky (34)	W	8-0 (5)
2/19	Georgia State (34)	W	9-4
2/24	#4 Alabama (35)	L	2-3
2/24	Hofstra (35)	W	3-1
2/28	Gardner-Webb	W	2-0
2/28	Gardner-Webb	W	10-2 (5)
3/3	East Tennessee State (10)	W	11-2 (5)
3/3	Marshall (10)	W	12-6
3/4	Austin Peay (10)	W	14-6 (6)
3/4	Connecticut (10)	W	4-0
3/4	UTEP (10)	W	10-1 (5)
3/5	South Dakota State (10)	W	8-1
3/5	Radford (10)	W	6-4
3/5	NC State (10)	W	7-1
3/9	Michigan State (41)	L	2-3
3/9	South Florida (41)	W	7-6
3/10	Long Island (41)	W	5-2
3/10	Boston University (41)	W	9-1 (5)
3/11	Wright State (41)	W	8-0 (5)
3/11	Illinois-Chicago (41)	W	5-2
3/12	Massachusetts (41)	L	1-2
3/18	Maryland*	W	4-1
3/18	Maryland*	W	9-0
3/19	Maryland*	W	5-1
3/21	at #19 Baylor	W	8-0 (5)
3/22	at #3 Texas	L	0-1
3/22	at #3 Texas	L	3-5
3/25	Virginia*	W	10-2 (5)
3/25	Virginia*	W	7-4
3/26	Virginia*	L	4-5
3/29	#10 Georgia	W	6-4
3/29	#10 Georgia	L	7-15
4/1	at Florida State*	L	1-9 (5)
4/1	at Florida State*	W	8-3
4/2	at Florida State*	L	4-7
4/5	at Chattanooga	W	11-7
4/5	at Chattanooga	W	7-6
4/8	at NC State*	L	1-9
4/8	at NC State*	W	4-3
4/9	at NC State*	L	3-7
4/11	Georgia Southern	W	8-0 (5)
4/12	Furman	W	6-5
4/12	Furman	W	11-3 (6)
4/15	Boston College*	W	12-11
4/15	Boston College*	W	10-4
4/16	Boston College*	W	15-7 (5)
4/22	at #20 North Carolina*	L	4-5
4/22	at #20 North Carolina*	W	1-0 (8)
4/23	at #20 North Carolina*	L	2-4
4/26	at Georgia Southern	W	3-2
4/26	at Georgia Southern	W	3-0
4/29	#25 Virginia Tech*	L	2-4
4/29	#25 Virginia Tech*	L	1-4
4/30	#25 Virginia Tech*	W	3-2
5/11	Florida State (#42)	L	1-10 (5)
5/12	Boston College (#42)	W	7-3
5/12	Virginia (#42)	W	11-2 (5)
5/13	Florida State (#42)	W	4-3
5/13	Florida State (#42)	L	4-7
5/19	Florida A&M (!33)	W	9-3
5/20	at #4 Alabama (!33)	L	5-8
5/20	Florida A&M (!33)	W	10-7

# YEAR-BY-YEAR RESULTS

5/21 at #4 Alabama (!33) L 2-7

10 - Buzz Classic, Marietta, Ga.

!33 - NCAA Tournament Game, Tuscaloosa, Ala.

34 - Lady Panther Invite, Panthersville, Ga.

41 - USF Adidas Invitational, Clearwater, Fla.

#42 - ACC Tournament, Chapel Hill, N.C.

## SHARON PERKINS

**Head Coach:** 2007-13

**Seasons:** 7

**Record:** 290-138 (.678)

### NCAA REGIONALS

#### 2007 54-16, 14-6 ACC

DATE	OPPONENT	W/L	SCORE
2/10	Georgia Southern	W	7-2
2/10	Georgia Southern	W	8-0 (6)
2/14	Troy	L	2-4
2/17	Georgetown (43)	W	17-0 (5)
2/17	Miami (Ohio) (43)	W	10-0 (5)
2/18	Evansville (43)	W	7-5
2/18	at Kennesaw State (43)	W	8-2
2/20	Gardner-Webb	W	12-1 (5)
2/20	Gardner-Webb	W	9-4
2/23	#16 Baylor (35)	W	10-7
2/23	DePaul (35)	W	8-3
2/24	#24 Massachusetts (35)	W	3-0
2/24	#19 Florida (35)	L	1-5
2/25	Tennessee Tech (35)	W	4-2
2/27	Oakland	W	14-6 (6)
2/28	Chattanooga	W	8-0 (6)
2/28	Chattanooga	W	6-5
3/2	New Mexico (44)	W	11-3 (6)
3/2	Indiana State (44)	L	1-4
3/3	Lipscomb (44)	W	11-1 (5)
3/3	Centenary (44)	W	8-1
3/4	Middle Tennessee State (44)	W	8-6
3/4	Iowa (44)	W	6-0
3/8	Indiana (41)	W	16-8 (6)
3/8	Northern Illinois (41)	W	4-1
3/9	Massachusetts (41)	W	5-1
3/9	Tennessee Tech (41)	W	6-0
3/10	Illinois-Chicago (41)	L	3-4
3/10	Oklahoma State (41)	W	4-3
3/11	Hofstra (41)	L	7-9
3/14	Houston	W	2-1
3/17	at Virginia Tech*	L	0-6
3/17	at Virginia Tech*	L	1-3
3/18	at Virginia Tech*	W	21-1 (5)
3/21	at San Diego State	L	4-5
3/21	at San Diego State	L	0-1
3/24	#23 NC State*	W	11-10
3/24	#23 NC State*	W	4-1
3/25	#23 NC State*	L	6-9
3/28	at #22 Georgia	W	5-4
3/28	at #22 Georgia	W	4-1
3/31	#23 North Carolina*	L	2-4 (12)
3/31	#23 North Carolina*	W	5-4
4/1	#23 North Carolina*	L	4-6
4/4	at Furman	W	5-0
4/4	at Furman	W	8-1
4/7	Florida State*	L	0-8
4/7	Florida State*	W	9-1 (6)
4/8	Florida State*	W	7-6
4/12	Western Carolina	W	7-1
4/14	at Maryland*	W	7-3
4/14	at Maryland*	W	7-2
4/18	Kennesaw State	W	5-0
4/18	Kennesaw State	W	8-0 (5)
4/21	at Boston College*	W	4-3

4/21	at Boston College*	W	6-3
4/22	at Boston College*	W	12-0 (5)
4/25	at Georgia State	W	6-2
4/25	at Georgia State	W	4-1
4/27	at Virginia*	W	12-3 (5)
4/27	at Virginia*	W	15-0 (5)
4/28	at Virginia*	W	11-10
5/7	Mercer	W	4-1
5/10	Maryland (#6)	W	5-1
5/11	Boston College (#6)	W	4-0
5/12	Florida State (#6)	W	7-3
5/13	#15 Virginia Tech (#6)	L	0-2
5/18	#18 Texas (!45)	W	3-2
5/19	at #19 Florida (!45)	L	0-8 (5)
5/19	#18 Texas (!45)	L	2-4

#6 - ACC Tournament, Tallahassee, Fla.

35 - NFCA Leadoff Classic, Columbus, Ga.

41 - USF Adidas Invitational, Clearwater, Fla.

43 - KSU Invitational, Kennesaw, Ga.

44 - Buzz Classic, Woodstock, Ga.

!45 - NCAA Tournament Game, Gainesville, Fla.

### NCAA REGIONALS

#### 2008 32-31, 9-11 ACC

DATE	OPPONENT	W/L	SCORE
2/9	Lipscomb (46)	L	9-11
2/9	Georgia State (46)	L	3-11 (6)
2/10	UT-Martin (46)	W	2-0
2/11	Lipscomb (46)	W	2-1
2/14	at #2 Alabama	L	0-6
2/15	Middle Tennessee State (47)	W	2-1
2/15	New Mexico (47)	L	0-1
2/16	at #2 Alabama (47)	L	5-9
2/16	New Mexico (47)	W	6-0
2/22	South Carolina (48)	L	0-1
2/22	Hofstra (48)	L	0-4
2/23	Wright State (48)	W	5-0
2/24	at South Florida (48)	L	0-1
2/29	Auburn (35)	L	2-3
2/29	#2 Texas A&M (35)	L	0-2
3/1	Hofstra (35)	W	7-2
3/1	UNC-Charlotte (35)	L	2-6
3/2	#19 DePaul (35)	L	1-2
3/5	Virginia*	L	3-8
3/5	Virginia*	L	1-2
3/6	Virginia*	W	6-3
3/9	Vermont (49)	W	5-4 (8)
3/9	at Mercer (49)	L	1-2
3/12	at Kennesaw State	W	8-0 (5)
3/12	at Kennesaw State	L	3-6
3/15	#24 Virginia Tech*	L	2-4
3/16	#24 Virginia Tech*	L	2-4
3/16	#24 Virginia Tech*	W	7-3
3/18	at Tennessee Tech	L	4-5
3/18	at Tennessee Tech	L	0-8 (5)
3/20	at Winthrop	L	1-5
3/20	at Winthrop	W	3-2
3/22	at Coastal Carolina	W	2-1
3/22	at Coastal Carolina	W	10-2 (5)
3/25	Furman	W	7-0
3/25	Furman	W	9-0 (5)
3/29	at #19 North Carolina*	L	1-3
3/29	at #19 North Carolina*	L	2-6
4/3	Western Carolina	W	4-0
4/3	Western Carolina	W	8-1
4/5	at NC State*	L	3-8
4/6	at NC State*	L	1-6
4/6	at NC State*	L	6-9
4/9	#17 Georgia	W	6-4
4/9	#17 Georgia	W	4-3
4/12	at Florida State*	W	5-2

4/12	at Florida State*	L	2-10 (5)
4/13	at Florida State*	W	6-2
4/16	at Georgia Southern	W	5-0
4/16	at Georgia Southern	W	10-4
4/19	Boston College*	W	9-1(6)
4/19	Boston College*	L	2-3
4/20	Boston College*	W	7-6
4/23	Georgia State	W	9-1(5)
4/23	Georgia State	W	4-1
4/26	Maryland*	W	2-0
4/26	Maryland*	W	4-2
4/27	Maryland*	W	4-3
5/8	NC State (#40)	L	0-1
5/9	Virginia (#40)	W	5-3
5/16	at #1 Florida (!45)	L	2-7
5/17	South Florida (!45)	W	9-2
5/18	UCF (!45)	L	1-7

35 - NFCA Leadoff Classic, Columbus, Ga.

#40 - ACC Tournament, College Park, Md.

!45 - NCAA Tournament Game, Gainesville, Fla.

46 - Georgia State First Pitch Classic, Panthersville, Ga.

47 - Hampton Inn Crimson Classic, Tuscaloosa, Ala.

48 - USF Louisville Slugger Tournament, Tampa, Fla.

49 - Mercer Spring Break Tournament, Macon, Ga.

### ACC REGULAR SEASON CHAMPIONS

### ACC TOURNAMENT CHAMPIONS

### NCAA REGIONALS

### NCAA SUPER REGIONALS

#### 2009 46-15, 17-3 ACC

DATE	OPPONENT	W/L	SCORE
2/7	at Georgia State	W	8-1
2/7	at Georgia State	W	7-1
2/8	at Furman	L	1-2
2/8	at Furman	W	9-1
2/13	Florida Atlantic (50)	W	13-2 (5)
2/13	South Alabama (50)	W	5-2
2/14	Texas Tech (50)	W	8-1
2/15	at #2 Florida (50)	L	1-11 (6)
2/20	UNLV (51)	L	3-4
2/20	Loyola Marymount (51)	W	5-0
2/21	Oregon (51)	L	0-3
2/21	Cal Poly (51)	L	0-2
2/22	Oregon State (51)	W	6-0
2/25	at Kennesaw State	W	8-0 (6)
3/6	Mercer (44)	W	4-1
3/6	Purdue (44)	L	2-4
3/7	Toledo (44)	W	11-1 (5)
3/7	Jacksonville State (44)	W	3-0
3/8	Western Kentucky (44)	W	5-0
3/10	UT-Martin	W	2-1
3/10	UT-Martin	W	7-5
3/17	Western Carolina	W	10-1 (5)
3/17	Western Carolina	W	8-0 (5)
3/18	Winthrop	W	6-4
3/18	Winthrop	W	7-1
3/21	at Virginia Tech*	W	13-0 (5)
3/21	at Virginia Tech*	W	8-5 (10)
3/22	at Virginia Tech*	L	2-3
3/24	Georgia Southern	W	9-1 (6)
3/24	Georgia Southern	L	5-6
3/26	Georgia State	W	8-0 (5)
3/26	Georgia State	W	6-0
3/28	#19 Florida State*	W	8-3
3/28	#19 Florida State*	W	3-0
3/29	#19 Florida State*	L	4-5 (8)
4/4	at Boston College*	L	0-1
4/4	at Boston College*	W	12-1 (5)
4/5	at Boston College*	W	7-3
4/8	at #8 Georgia	L	5-7
4/10	NC State*	W	8-0 (5)

# YEAR-BY-YEAR RESULTS

4/10	NC State*	W	4-1
4/11	NC State*	W	5-0
4/14	Kennesaw State	W	8-6
4/18	at Virginia*	W	14-1 (5)
4/18	at Virginia*	W	13-4 (5)
4/19	at Virginia*	W	5-3
4/22	#5 Alabama	L	0-8 (5)
4/22	#5 Alabama	L	0-10 (6)
4/25	#12 North Carolina*	W	6-0
4/25	#12 North Carolina*	W	3-2 (8)
4/26	#12 North Carolina*	W	3-2
5/2	at Maryland*	W	9-2
5/2	at Maryland*	W	8-0 (5)
5/8	Virginia (#16)	W	7-0
5/9	Virginia Tech (#16)	W	14-4
5/10	#16 Florida State (#16)	W	3-1
5/15	Boston University (!)	W	5-1
5/16	Auburn (!)	W	4-1
5/17	Boston University (!)	W	7-2
5/23	#3 Washington (&)	L	1-7
5/24	#3 Washington (&)	L	0-7

! - NCAA Tournament, Atlanta, Ga.

&amp; - Super Regional, Atlanta, Ga.

#16 - ACC Tournament, Raleigh, N.C.

44 - Buzz Classic, Woodstock, Ga.

50 - Lipton Invitational, Gainesville, Fla.

51 - Cathedral City Classic, Cathedral City, Calif.

## ACC REGULAR SEASON CHAMPIONS

## ACC TOURNAMENT CHAMPIONS

## NCAA REGIONALS

### 2010 51-11, 19-2 ACC

DATE	OPPONENT	W/L	SCORE
2/13	Canisius (52)	W	9-0 (5)
2/13	#3 Florida (52)	W	3-0
2/14	East Carolina (52)	W	3-0
2/14	Florida Gulf Coast (52)	W	10-5
2/19	#21 Northwestern (53)	W	9-6
2/19	BYU (53)	W	10-9 (8)
2/20	Hawaii (53)	W	11-2 (6)
2/20	Long Beach State (53)	W	12-3 (5)
2/21	#11 California (53)	L	1-4
2/24	Kennesaw State	W	8-3
2/26	UCF (35)	W	1-0
2/26	Nebraska (35)	L	0-2
2/27	Arkansas (35)	W	11-2 (5)
2/27	#18 La.-Lafayette (35)	W	7-1
2/28	Iowa (35)	W	9-8 (8)
3/5	Seton Hall (44)	W	16-0 (5)
3/6	James Madison (44)	W	11-0 (6)
3/6	#23 Kentucky (44)	W	6-3
3/7	Dartmouth (44)	W	8-1
3/7	Mississippi (44)	W	1-0
3/9	at Georgia State	W	7-3
3/13	Mercer (54)	W	8-2
3/13	Fordham (54)	L	1-2 (8)
3/14	Georgia State (54)	W	7-1
3/14	Mercer (54)	W	10-5
3/20	at #20/16 North Carolina*	W	16-1 (5)
3/20	at #20/16 North Carolina*	L	3-8
3/21	at #20/16 North Carolina*	W	5-0
3/23	at Houston	W	7-1
3/23	at Houston	L	1-2
3/24	at #19/17 Texas A&M	W	4-0
3/27	Maryland*	W	9-8
3/27	Maryland*	W	3-1
3/28	Maryland*	W	1-0
4/2	Virginia Tech*	W	15-1 (5)
4/2	Virginia Tech*	W	3-1
4/3	Virginia Tech*	W	9-1 (6)
4/7	vs. #15/12 Georgia	L	4-5

4/10	Virginia*	W	5-2
4/10	Virginia*	W	5-3
4/11	Virginia*	W	8-9 (5)
4/13	Georgia Southern	W	14-2 (5)
4/13	Georgia Southern	W	5-4
4/14	at Kennesaw State	W	7-3
4/17	Boston College*	W	9-0 (5)
4/17	Boston College*	W	11-3 (5)
4/18	Boston College*	W	4-0
4/21	at #12/10 Georgia	L	3-6
4/24	at #24/20 Florida State*	W	14-1
4/24	at #24/20 Florida State*	L	2-6
4/25	at #24/20 Florida State*	W	5-2
4/28	at #4/4 Alabama	L	1-13 (5)
5/1	at NC State*	W	11-4
5/1	at NC State*	W	9-2
5/2	at NC State*	W	8-1
5/14	Boston College (#55)	W	8-0 (5)
5/15	North Carolina (#55)	W	8-0 (5)
5/16	#25/24 Florida State (#55)	W	8-4
5/21	Jacksonville State (!)	W	5-3
5/22	Oregon (!)	L	2-11 (5)
5/22	Auburn (!)	W	4-1
5/23	Oregon (!)	L	3-4 (8)

! - NCAA Tournament, Atlanta, Ga.

35 - NFCA Leadoff Classic, Clearwater, Fla.

44 - Buzz Classic, Woodstock, Ga.

52 - USF DeMarini Tournament, Clearwater, Fla.

53 - Louisville Slugger Desert Classic, Las Vegas, Nev.

54 - Springhill Suites Buckhead Classic, Atlanta, Ga.

#55 - ACC Tournament, Blacksburg, Va.

## ACC REGULAR SEASON CHAMPIONS

## NCAA REGIONALS

### 2011 45-12, 18-2 ACC

DATE	OPPONENT	W/L	SCORE
2/11	Florida Atlantic (56)	W	3-2
2/11	Chattanooga (56)	W	6-1
2/12	Fordham (56)	W	6-0
2/12	Chattanooga (56)	W	6-1
2/13	Fordham (56)	W	3-1
2/18	Illinois (57)	W	5-4
2/18	at FIU (57)	L	1-9
2/19	Providence (57)	W	7-0
2/19	Pittsburgh (57)	L	1-2
2/20	at FIU (57)	L	3-4 (6)
2/23	at Kennesaw State	L	1-4
3/1	at Georgia State	W	3-0
3/2	Niagara	W	12-3 (5)
3/4	Jacksonville State (44)	W	4-3
3/4	Evansville (44)	W	18-1 (5)
3/6	UAB (44)	W	8-0
3/8	Penn State (58)	W	2-0
3/11	Bowling Green (54)	W	10-0 (5)
3/12	Penn State (54)	W	6-0
3/13	Belmont (54)	W	12-2 (5)
3/13	Georgia State (54)	W	1-0
3/15	Georgia Southern	W	13-0 (5)
3/15	Georgia Southern	W	10-0 (5)
3/18	Lipscomb (59)	W	5-1
3/18	at Coastal Carolina (59)	W	12-0 (6)
3/19	Kansas (59)	L	2-3 (8)
3/19	Lipscomb (59)	W	4-3
3/20	Providence (59)	W	6-4
3/22	at Winthrop	W	12-2
3/22	at Winthrop	W	10-4
3/26	NC State*	W	5-4
3/26	NC State*	W	8-4
3/27	NC State*	W	14-0 (5)
3/30	at #2/2 Georgia	L	2-10 (5)
4/2	at Maryland*	W	5-2

4/2	at Maryland*	W	4-3
4/3	at Maryland*	W	2-0
4/6	Kennesaw State	W	6-1
4/9	at Virginia Tech*	L	2-4
4/10	at Virginia Tech*	W	8-5 (9)
4/10	at Virginia Tech*	W	11-3 (6)
4/13	#4/5 Georgia	L	8-10
4/16	North Carolina*	W	6-4
4/16	North Carolina*	W	7-5
4/17	North Carolina*	W	3-2
4/23	at Virginia	W	8-0
4/23	at Virginia	W	9-2
4/30	at Boston College*	W	2-1
4/30	at Boston College*	W	11-2 (5)
5/1	at Boston College*	W	9-7
5/7	Florida State*	W	11-3 (5)
5/7	Florida State*	W	7-2
5/8	Florida State*	L	4-9
5/13	Virginia (#)	L	0-6
5/20	Oklahoma State (!60)	L	1-2
5/21	Liberty (!60)	W	4-3
5/21	Tennessee (!60)	L	0-7

# - ACC Tournament, Atlanta, Ga.

44 - Buzz Classic, Woodstock, Ga.

56 - NTC Elite Tournament, Clermont, Fla.

57 - Felsberg Memorial Tournament, Miami, Fla.

58 - at Kennesaw, Ga.

59 - Chanticleer Challenge, Myrtle Beach, S.C.

!60 - NCAA Tournament, Knoxville, Tenn.

## ACC TOURNAMENT CHAMPIONS

## NCAA REGIONALS

### 2012 37-23, 12-8 ACC

DATE	OPPONENT	W/L	SCORE
2/10	Oregon State (61)	W	9-8
2/10	#8 Arizona (61)	W	2-1
2/11	Cal Poly (61)	W	8-5
2/11	San Diego State (61)	L	2-3
2/12	#20 Nebraska (61)	W	6-5
2/15	Furman	W	4-2
2/15	Furman	W	8-2
2/17	#2 Alabama (62)	L	9-12
2/17	#4 Oklahoma (62)	W	1-0
2/19	Auburn (62)	L	5-12
2/24	DePaul (63)	L	2-4
2/24	#9 Tennessee (63)	L	0-9
2/25	Massachusetts (63)	L	0-1
2/25	Mississippi State (63)	L	3-5
2/26	Illinois State (63)	W	6-0
2/29	at Georgia State	L	1-2
3/2	Winthrop (44)	W	5-0
3/3	Western Kentucky (44)	W	5-3
3/3	UT-Martin (44)	W	8-6 (8)
3/4	Southeastern Louisiana (44)	W	8-0 (6)
3/4	Elon (44)	L	3-6
3/6	Western Carolina	W	4-2
3/6	Western Carolina	W	9-4
3/8	SIUE	W	9-1 (6)
3/10	Virginia*	L	1-3
3/10	Virginia*	L	2-13 (5)
3/11	Virginia*	L	1-3
3/14	#8 Georgia	W	2-0
3/15	Jacksonville State	L	6-13
3/17	Boston College*	W	8-0 (5)
3/17	Boston College*	W	9-4
3/18	Boston College*	W	4-0
3/20	at LSU	L	1-2
3/22	at #8 La-Lafayette	L	11-12
3/22	at #8 La-Lafayette	L	2-10 (5)
3/28	Kennesaw State	W	9-1 (5)
3/31	at NC State*	W	6-4

# YEAR-BY-YEAR RESULTS

3/31	at NC State*	W	6-3
4/1	at NC State*	W	5-2
4/4	at Kennesaw State	W	6-3 (6)
4/7	Maryland*	W	6-1
4/7	Maryland*	W	9-6
4/8	Maryland*	W	5-0
4/10	Georgia Southern	W	1-0
4/10	Georgia Southern	W	5-1
4/11	Georgia State	W	3-2
4/15	at #21 Florida State*	W	5-4
4/15	at #21 Florida State*	L	6-7
4/16	at #21 Florida State*	L	3-4
4/21	at #21 North Carolina*	L	2-3
4/21	at #21 North Carolina*	L	4-6
4/28	Virginia Tech*	W	5-0
4/28	Virginia Tech*	L	2-5
4/29	Virginia Tech*	W	5-0
5/10	Virginia (#42)	W	6-4
5/11	#19 Florida State (#42)	W	9-1
5/12	Virginia Tech (#42)	W	9-1 (5)
5/18	South Alabama (I33)	L	3-4
5/19	UT-Martin (I33)	W	9-1
5/19	South Alabama (I33)	L	1-10 (5)

I33 - NCAA Tournament, Tuscaloosa, Ala.

44 - Buzz Classic, Woodstock, Ga.

#42 - ACC Tournament, Chapel Hill, N.C.

61 - Kajikawa Classic, Tempe, Ariz.

62 - ACC/SEC/Big 12 Challenge, Auburn, Ala.

63 - NFCA Leadoff Classic, Clearwater, Fla.

4/10	at Mercer	L	1-9 (5)
4/13	Maryland*	L	6-8
4/13	Maryland*	W	5-4
4/14	Maryland*	L	5-14 (5)
4/18	Southern Miss	W	4-0
4/18	Southern Miss	W	7-1
4/21	at #25 North Carolina*	L	1-7
4/21	at #25 North Carolina*	W	8-5
4/22	at #25 North Carolina*	L	6-11
4/24	Kennesaw State	L	8-9
4/27	#22 Florida State*	L	1-4 (8)
4/27	#22 Florida State*	L	1-8 (6)
5/4	at Boston College*	W	12-3 (6)
5/4	at Boston College*	W	10-5
5/5	at Boston College*	W	12-3
5/9	North Carolina (#6)	L	2-6

#6 - ACC Tournament, Tallahassee, Fla.

51 - Cathedral City Classic, Cathedral City, Calif.

64 - GT-KSU Invite, Atlanta, Ga.

65 - GT Classic, Atlanta, Ga.

66 - Citrus Classic, Orlando, Fla.

## SHELLY HOERNER

Head Coach: 2014-17

Seasons: 3

Record: 80-125 (.390)

### 2013 25-30, 10-10 ACC

DATE	OPPONENT	W/L	SCORE
2/8	Eastern Michigan (64)	W	12-0
2/8	Butler (64)	W	24-4 (5)
2/9	Missouri State (64)	W	8-7
2/9	Coastal Carolina (64)	W	2-1
2/10	Coastal Carolina (64)	W	11-3 (5)
2/15	Marshall (65)	W	7-6
2/15	Miami (Ohio) (65)	W	10-8
2/16	Indiana (65)	L	1-4
2/16	Miami (Ohio) (65)	W	6-4
2/17	Indiana (65)	L	2-10
2/20	Mercer	L	9-10
2/22	Northwestern (51)	L	2-3
2/22	#8 California (51)	L	0-8 (6)
2/23	#5 Florida (51)	L	3-5
2/23	Oregon State (51)	L	1-9
2/24	Illinois (51)	W	1-0
2/27	at Jacksonville State	W	9-7 (9)
3/1	Fordham (66)	L	10-11 (9)
3/1	#14 Michigan (66)	L	1-6
3/2	#15/16 Louisville (66)	L	3-6
3/2	Notre Dame (66)	L	2-6
3/3	Temple (66)	W	17-8 (6)
3/9	at Virginia*	W	7-3
3/9	at Virginia*	W	5-2
3/10	at Virginia*	L	2-4
3/13	#25 Georgia	L	1-14
3/19	at SIUE	L	1-2
3/19	at SIUE	L	0-1
3/20	at SEMO	W	9-4
3/23	at #7 Missouri	L	0-8 (5)
3/23	at #7 Missouri	L	0-16 (5)
3/27	at Kennesaw State	W	17-3 (5)
3/29	NC State*	W	7-2
3/29	NC State*	W	7-5
3/30	NC State*	L	4-12
4/3	at Georgia	L	1-20 (5)
4/6	at Virginia Tech*	L	7-2
4/6	at Virginia Tech*	L	2-10 (5)
4/7	at Virginia Tech*	W	10-4

### 2014 23-24, 11-17 ACC

DATE	OPPONENT	W/L	SCORE
2/8	Missouri State	W	3-0
2/8	Missouri State	L	3-6
2/9	Missouri State	W	7-1
2/15	Indiana (34)	W	5-1
2/15	ETSU (34)	W	18-7 (5)
2/16	Bowling Green (34)	W	3-0
2/16	UT-Martin (34)	W	8-5
2/21	Stony Brook (64)	W	11-2 (6)
2/22	#21 Tulsa (64)	L	3-11
2/22	#21 Tulsa (64)	W	2-1
2/23	Stony Brook (64)	W	8-4
2/23	Georgia State (64)	W	5-1
3/1	Boston College*	W	6-1
3/1	Boston College*	L	3-13 (5)
3/2	Boston College*	L	2-6
3/5	Troy	W	2-1
3/8	#21 Notre Dame*	L	0-3
3/8	#21 Notre Dame*	W	7-3
3/9	#21 Notre Dame*	L	0-12 (5)
3/12	Virginia*	W	10-2 (6)
3/12	Virginia*	W	3-2 (8)
3/15	at Maryland*	W	7-4
3/15	at Maryland*	W	4-1
3/16	at Maryland*	W	7-6
3/19	at NC State*	L	4-5
3/19	at NC State*	L	3-10
3/21	at Syracuse* (in Atlanta)	L	0-1
3/22	at Syracuse* (in Atlanta)	L	4-5
3/22	at Syracuse* (in Atlanta)	W	15-3 (5)
3/26	at Kennesaw State	L	3-8
4/2	at #15 Georgia	L	7-9
4/5	Virginia Tech*	L	0-7
4/5	Virginia Tech*	L	2-5
4/6	Virginia Tech*	L	5-6
4/8	Georgia State	L	5-10
4/12	North Carolina*	W	6-2
4/12	North Carolina*	W	9-6
4/13	North Carolina*	L	6-15
4/16	#13 Georgia	L	1-15 (5)
4/19	at Pittsburgh*	L	3-4
4/19	at Pittsburgh*	L	1-3
4/20	at Pittsburgh*	W	7-1
4/23	Kennesaw State	W	8-0 (5)
4/26	at #6 Florida State*	L	1-5
4/26	at #6 Florida State*	L	0-4
4/27	at #6 Florida State*	L	0-3

5/8	#4 Florida State (#40)	L	5-11
-----	------------------------	---	------

#40 - ACC Tournament, College Park, Md.

34 - Panther Invite, Atlanta, Ga.

64 - GT-KSU Invite, Atlanta, Ga.

### 2015 16-34, 6-18 ACC

DATE	OPPONENT	W/L	SCORE
2/6	Kansas (26)	L	2-4
2/6	LIU Brooklyn (26)	L	3-4
2/7	Penn State (26)	L	2-3
2/7	at Florida Atlantic (26)	L	0-2
2/8	Arkansas (26)	L	0-2
2/13	#7 Michigan (67)	L	0-10 (5)
2/13	#20 Nebraska (67)	W	11-2 (5)
2/14	#20 Nebraska (67)	W	10-2 (5)
2/14	Western Kentucky (67)	L	1-4
2/15	#7 Michigan (67)	L	2-10 (5)
2/20	Mount St. Mary's (68)	W	10-0 (5)
2/20	Mount St. Mary's (68)	W	12-2 (5)
2/21	Savannah State (68)	W	15-7 (5)
2/21	Savannah State (68)	W	18-0 (5)
2/22	Mount St. Mary's (68)	W	2-0
2/28	Louisville*	L	1-6
2/28	Louisville*	L	4-5
3/1	Louisville*	L	2-15 (6)
3/3	at Troy	L	3-4 (11)
3/7	at Virginia*	W	4-3
3/7	at Virginia*	W	7-5
3/8	at Virginia*	W	7-1
3/11	Jacksonville State	L	1-2
3/14	Pittsburgh*	L	2-3
3/14	Pittsburgh*	W	9-1 (5)
3/15	Pittsburgh*	L	4-7
3/18	#8 Georgia	L	0-14 (5)
3/21	at Notre Dame*	L	1-6
3/21	at Notre Dame*	L	0-13 (5)
3/22	at Notre Dame*	L	0-5
3/24	at Georgia State	L	6-7
3/25	at #5 Alabama	L	0-11 (6)
3/28	NC State*	W	5-3
3/28	NC State*	L	1-7
3/29	NC State*	L	0-10 (5)
4/1	at Kennesaw State	W	3-0
4/3	at #22 Texas A&M	L	0-1
4/4	at #22 Texas A&M	W	5-4 (8)
4/4	at #22 Texas A&M	L	0-11 (5)
4/8	at #12 Georgia	L	0-3
4/11	at North Carolina*	L	1-12 (5)
4/11	at North Carolina*	L	0-1
4/12	at North Carolina*	L	0-5
4/15	at Jacksonville State	W	5-3
4/18	at Boston College*	W	10-2 (5)
4/18	at Boston College*	L	0-1
4/19	at Boston College*	L	2-5
4/25	#10 Florida State*	L	1-2 (8)
4/25	#10 Florida State*	L	2-3
4/26	#10 Florida State*	L	1-8

26 - Florida Atlantic Worth Invitational, Boca Raton, Fla.

67 - Florida State Unconquered Invitational, Tallahassee, Fla.

68 - GT-GSU Invitational, Atlanta, Ga.

### 2016 22-33, 7-16 ACC

DATE	OPPONENT	W/L	SCORE
2/17	at Georgia State	L	2-3 (12)
2/19	vs. Ohio State (^69)	L	0-6
2/20	vs. Ohio State (^69)	L	3-4 (8)
2/20	vs. Purdue (^69)	L	0-3
2/21	vs. Purdue (^69)	L	3-4
2/23	St. John's	L	4-5 (6)
2/26	at UC Santa Barbara (70)	L	4-6
2/26	vs. Southern Utah (70)	W	5-1
2/27	at UC Santa Barbara (70)	L	0-4
2/27	vs. Southern Utah (70)	W	2-0 (5)
2/28	vs. South Carolina (70)	L	1-3
3/2	Mercer	W	2-1
3/2	Mercer	W	4-0
3/5	at Louisville*	L	3-12 (5)
3/5	at Louisville*	W	5-2
3/6	at Louisville*	L	4-5



# YEAR-BY-YEAR RESULTS

3/11	Boston College*	L	4-8
3/12	Boston College*	L	1-4 (11)
3/12	Boston College*	L	0-9 (5)
3/14	NC Central	W	3-2
3/15	NC Central	W	7-0
3/16	Tennessee State	W	6-0
3/16	Tennessee State	W	5-0
3/18	vs. Chattanooga (71)	W	3-2
3/18	at USF (71)	L	0-8 (5)
3/19	vs. Hartford (71)	L	3-4
3/19	vs. LIU Brooklyn (71)	W	4-0
3/20	vs. Northwestern (71)	W	3-2
3/23	at UCF	L	0-1
3/25	Virginia Tech*	L	0-1
3/26	Virginia Tech*	L	0-5
3/26	Virginia Tech*	W	1-0
3/29	at #9 Georgia	L	0-5
4/2	at Syracuse*	L	7-8 (13)
4/2	at Syracuse*	W	6-4 (8)
4/6	Georgia State	W	4-3
4/9	vs. North Texas (72)	W	8-4
4/9	at Kansas (72)	L	0-10 (5)
4/10	vs. North Texas (72)	L	2-10 (5)
4/10	at Kansas (72)	L	1-12 (5)
4/13	#10 Georgia	L	0-15 (5)
4/16	at Pittsburgh*	L	3-4 (10)
4/16	at Pittsburgh*	W	9-8
4/17	at Pittsburgh*	L	4-9
4/20	Troy	W	2-1
4/23	Virginia*	L	0-6
4/23	Virginia*	L	1-13 (5)
4/24	Virginia*	W	8-6 (11)
4/26	at Kennesaw State	W	4-0
4/30	at NC State*	L	5-7
4/30	at NC State*	W	7-3
5/1	at NC State*	W	5-3
5/7	North Carolina*	L	0-7
5/8	North Carolina*	L	3-8
5/8	North Carolina*	L	1-7

^69 - ACC/Big Ten Challenge, Atlanta, Ga.  
 70 - Gaucho Classic, Santa Barbara, Calif.  
 71 - Clearwater Spring Break Tournament, Tampa, Fla.  
 72 - Kansas Round Robin, Lawrence, Kan.

2017		19-34, 8-16 ACC	
DATE	OPPONENT	W/L	SCORE
2/9	vs. #24 Cal (73)	L	1-8
2/10	vs. Illinois (73)	L	1-10
2/11	vs. #24 Cal (73)	L	8-10
2/11	vs. Illinois (73)	L	2-4
2/12	vs. North Carolina (73)	L	3-7
2/15	at Georgia State	W	8-3
2/17	vs. Penn State (^69)	L	2-3
2/18	vs. Penn State (^69)	L	3-8
2/18	vs. Iowa (^69)	W	3-2
2/19	vs. Iowa (^69)	W	6-5
2/22	Jacksonville State	L	1-7
2/24	vs. Omaha (21)	W	5-1
2/24	vs. Omaha (21)	W	2-1 (8)
2/25	vs. Radford (21)	L	0-4
2/25	vs. Radford (21)	W	3-0
2/26	vs. Illinois (21)	L	6-10
3/3	at #1 Florida State*	L	0-4
3/4	at #1 Florida State*	L	8-13
3/5	at #1 Florida State*	L	0-8 (5)
3/8	Michigan State	L	3-7
3/11	Notre Dame*	W	8-7 (9)
3/11	Notre Dame*	W	9-8 (9)
3/12	Notre Dame*	L	6-8 (8)
3/14	SEMO	L	1-6
3/17	Syracuse*	W	8-7 (10)
3/18	Syracuse*	L	2-6
3/19	Syracuse*	L	5-7 (8)
3/22	at North Florida	L	3-5
3/22	at North Florida	L	0-8 (6)
3/25	North Dakota State	L	6-8 (12)
3/25	North Dakota State	W	5-4
3/26	North Dakota State	L	1-2
3/29	Georgia State	L	5-9
3/31	at Virginia Tech*	L	5-6 (8)

4/1	at Virginia Tech*	L	6-13
4/2	at Virginia Tech*	W	7-3
4/7	NC State*	W	7-6 (10)
4/8	NC State*	L	11-12
4/9	NC State*	L	0-3
4/12	at #19 Georgia	L	2-7
4/14	at Virginia*	W	10-5
4/15	at Virginia*	L	2-3
4/16	at Virginia*	L	2-4
4/19	Georgia Southern	W	12-4 (6)
4/22	at Boston College*	L	2-6
4/22	at Boston College*	L	2-4
4/23	at Boston College*	L	3-8
4/25	at Kennesaw State	W	2-1 (12)
4/29	Samford	W	8-0 (5)
4/29	Samford	W	9-1 (6)
5/6	Pittsburgh*	W	2-1
5/7	Pittsburgh*	L	6-7 (9)
5/8	Pittsburgh*	W	12-2 (5)

^69 - ACC/Big Ten Challenge, Atlanta, Ga.  
 21 - Georgia Tech Round Robin, Atlanta, Ga.  
 73 - Puerto Rico Classic, San Juan, Puerto Rico

## AILEEN MORALES

Head Coach: 2018-Present

Seasons: 9

Record: 214-182 (.540)

2018		28-26, 13-11 ACC	
DATE	OPPONENT	W/L	SCORE
2/9	vs. Lipscomb	L	0-1 (8)
2/9	vs. Florida A&M	L	6-8
2/14	at Georgia State	L	2-5
2/16	#22 Nebraska (^69)	L	5-6
2/16	Indiana (^69)	W	4-1
2/17	#22 Nebraska (^69)	L	3-7
2/18	Indiana (^69)	W	4-1
2/23	vs. Fairfield (73)	L	3-4
2/23	at Campbell (73)	W	6-2
2/24	vs. Fairfield (73)	W	13-4 (5)
2/24	vs. La Salle (73)	W	3-2
2/25	at Campbell	W	8-0 (6)
2/28	Kennesaw State	W	9-0 (5)
3/2	DePaul (21)	W	2-1 (10)
3/2	DePaul (21)	L	2-8
3/3	UConn (21)	W	5-0
3/3	UConn (21)	W	3-2
3/4	Detroit Mercy (21)	W	8-6
3/9	at Virginia*	W	9-5
3/10	at Virginia*	W	18-9 (5)
3/10	at Virginia*	W	8-5
3/14	#12 Alabama	L	1-3
3/16	NC State*	W	3-0
3/17	NC State*	L	2-4
3/18	NC State*	W	5-0
3/23	vs. Pacific (74)	W	8-6
3/23	at CSUN (74)	L	1-6
3/24	vs. Cal Poly (74)	W	2-1
3/24	vs. Santa Clara (74)	W	11-0 (5)
3/25	vs. Santa Clara (74)	L	6-7 (7)
3/28	Georgia State	L	2-3
3/30	#14 Florida State*	L	2-13 (5)
3/31	#14 Florida State*	L	2-4
4/1	#14 Florida State*	L	3-11 (6)
4/4	#5 Georgia	L	0-1
4/6	at Duke*	L	1-2 (8)
4/6	at Duke*	W	4-3
4/8	at Duke*	W	5-3
4/11	at Kennesaw State	L	0-1 (10)
4/13	at Pittsburgh*	L	4-2
4/13	at Pittsburgh*	W	8-6
4/14	at Pittsburgh*	L	2-6
4/18	Presbyterian	W	5-1
4/20	North Carolina*	L	2-4
4/21	North Carolina*	W	5-2
4/21	North Carolina*	W	6-5
4/24	at Jacksonville State	L	1-2 (9)

4/27	Virginia Tech*	W	3-2
4/28	Virginia Tech*	L	1-5
4/29	Virginia Tech*	W	3-0
5/4	at Boston College*	L	6-8 (10)
5/5	at Boston College*	W	6-0
5/5	at Boston College*	L	3-4
5/10	North Carolina #	L	1-6

^69 - ACC/Big Ten Challenge, Atlanta, Ga.  
 73 - Camel Stampede, Buies Creek, N.C.  
 21 - Georgia Tech Round Robin, Atlanta, Ga.  
 74 - Matador Classic, Northridge, Calif.  
 # - ACC Tournament, Atlanta, Ga.

2019		31-27, 11-13 ACC	
DATE	OPPONENT	W/L	SCORE
2/8	vs. Providence (75)	L	3-4 (8)
2/9	vs. Providence (75)	L	3-4
2/9	vs. UMass Lowell (75)	W	9-8 (8)
2/10	at Jacksonville (75)	W	13-8
2/13	Georgia State	W	8-3
2/15	Michigan State (^69)	W	11-2 (5)
2/15	Illinois (^69)	L	10-15 (6)
2/16	Michigan State (^69)	W	10-3
2/16	Illinois (^69)	L	3-7
2/23	at Mississippi St. (76)	L	2-4
2/24	vs. Alcorn (76)	W	8-4
2/24	at Mississippi St. (76)	L	0-9 (5)
2/25	vs. Southeastern La. (76)	W	4-2
2/25	at Mississippi St. (76)	W	6-4
2/27	Kennesaw St.	W	6-3
3/1	Fordham (77)	W	1-0
3/1	Fordham (77)	W	4-3
3/2	Hofstra (77)	W	8-1
3/2	Hofstra (77)	W	2-1
3/3	Western Carolina	W	9-6
3/5	Jacksonville State	L	3-4
3/6	#8 Georgia	L	4-16 (6)
3/9	at Virginia Tech*	L	1-5
3/10	at Virginia Tech*	W	10-7
3/10	at Virginia Tech*	L	4-5
3/13	Mercer	W	4-1
3/15	Virginia*	W	13-0 (5)
3/16	Virginia*	W	6-3
3/17	Virginia	L	1-7
3/19	at Troy	W	5-1
3/20	at Furman	W	14-2 (5)
3/22	at North Carolina*	L	1-4
3/23	at North Carolina*	W	13-5
3/24	at North Carolina*	W	3-2
3/27	at #4 Alabama	L	3-4
3/29	Duke*	L	5-9
3/30	Duke*	L	2-11 (6)
3/31	Duke*	L	6-8
4/3	at Georgia State	W	12-6
4/6	at Iowa State	L	2-5
4/6	at Iowa State	L	2-7
4/7	at Iowa State	L	3-6
4/10	at Kennesaw St.	W	7-0
4/12	Pittsburgh*	W	5-2
4/13	Pittsburgh*	W	6-4
4/13	Pittsburgh*	W	18-9 (6)
4/17	at #16 Georgia	L	0-7
4/19	at Louisville*	L	7-11
4/21	at Louisville*	L	2-7
4/21	at Louisville*	L	10-11 (6)
4/26	Syracuse*	W	5-4
4/27	Syracuse*	W	8-7
4/28	Syracuse	W	9-1 (5)
5/3	at Notre Dame*	L	0-16 (5)
5/4	at Notre Dame*	L	0-7
5/5	at Notre Dame*	L	4-6
5/8	vs. Virginia #	W	8-0 (5)
5/9	at #5 Florida State #	L	0-5

75 - River City Leadoff, Jacksonville, Fla.  
 ^69 - ACC/Big Ten Challenge, Atlanta, Ga.  
 76 - Mississippi State Tournament, Starkville, Miss  
 77 - I-75 Challenge, Atlanta, Ga.  
 # - ACC Tournament, Tallahassee, Fla.



## YEAR-BY-YEAR RESULTS\*\*\*

## 2020\* 12-11, 2-1 ACC

DATE	OPPONENT	W/L	SCORE
2/7	UAB (78)	L	3-9
2/7	No. 1 Washington (78)	L	6-11
2/8	No. 1 Washington (78)	L	1-2
2/9	Ohio	W	5-3
2/14	Nebraska (^69)	L	2-4
2/15	Nebraska (^69)	W	7-1
2/15	Iowa (^69)	W	8-0 (5)
2/16	Iowa (^69)	L	0-5
2/21	vs. DePaul	L	0-8 (5)
2/21	vs. No. 11 Kentucky	L	8-9 (8)
2/22	vs. No. 11 Kentucky	W	7-1
2/22	at Samford	W	2-0
2/23	at Samford	L	5-6
2/26	Kennesaw State	W	2-1
2/28	Iowa State (77)	W	3-1
2/28	Iowa State (77)	L	3-4
2/29	Penn State (77)	W	3-2
2/29	Penn State (77)	L	3-5 (10)
3/1	Rider (77)	W	5-1
3/6	Boston College*	W	6-1
3/7	Boston College*	L	0-6
3/8	Boston College*	W	3-1
3/11	At Mercer	W	11-1 (6)

\*2020 season shortened due to COVID-19

78 - Buzz Classic, Atlanta, Ga.

^69 - ACC/Big Ten Challenge, Atlanta, Ga.

77 - I-75 Challenge, Atlanta, Ga.

## 2021 20-26, 11-19 ACC

DATE	OPPONENT	W/L	SCORE
2/12	Boise State (78)	W	5-1
	Boise State (78)	W	10-2 (6)
2/13	Radford (78)	W	11-0 (5)
	Radford (78)	W	10-0 (5)
2/14	Georgia State (78)	W	8-0 (5)
2/18	#13 Florida State*	L	8-1
	#13 Florida State*	L	7-3
2/19	#13 Florida State*	L	5-4
2/20	Clemson* (RV)	L	5-2
2/21	Clemson* (RV)	L	5-3
	Clemson* (RV)	L	5-4
2/26	Miami (Ohio)	L	7-6
	Miami (Ohio)	L	9-3
2/27	Kennesaw State	L	4-1
2/28	#19 Georgia	L	11-0
3/5	NC State*	L	7-4
3/6	NC State*	L	8-7
	NC State*	W	12-10
3/7	NC State*	L	5-2
3/12	Pitt*	W	11-10
3/13	Pitt*	L	6-1
	Pitt*	L	9-8
3/14	Pitt*	W	11-4
3/19	Notre Dame*	L	5-3
3/20	Notre Dame*	W	8-7
	Notre Dame*	L	9-1
	Notre Dame*	L	6-2
3/21	Notre Dame*	Postponed	
3/26	North Carolina*	Postponed	
	Middle Tennessee	W	10-1
3/27	North Carolina*	Postponed	
	North Carolina*	Postponed	
	Middle Tennessee	Canceled	
3/28	North Carolina*	Postponed	
	Middle Tennessee	Canceled	
4/1	Syracuse*	Postponed	
4/2	Syracuse*	Postponed	
	Syracuse*	Postponed	
4/3	Syracuse*	Postponed	
4/9	Louisville*	L	6-5
4/10	Louisville*	W	4-2 (11)
	Louisville*	L	10-2
4/11	Louisville*	W	12-2 (6)
4/16	#15 Virginia Tech*	W	6-4
4/17	#15 Virginia Tech*	L	4-3
	#15 Virginia Tech*	L	10-4
4/18	#15 Virginia Tech*	L	12-0 (5)
4/21	Troy	W	4-2
	Troy	L	9-5

4/23	Kennesaw State	L	5-2
4/25	Kennesaw State	W	3-2
4/30	Virginia*	W	7-1
	Virginia*	W	8-0 (5)
5/1	Virginia*	W	6-2
5/2	Virginia*	W	6-3
5/12	Syracuse #	W	6-0
5/13	#13 Clemson #	L	2-0

78 - Buzz Classic, Atlanta, Ga.

\* - ACC game

# - ACC Tournament, Louisville, Ky.

## 2022 38-18, 11-13 ACC

DATE	OPPONENT	W/L	SCORE
2/11	Saint Joseph's \$	W	4-1
	Villanova \$	W	5-2
2/12	Villanova \$	W	11-0 (5)
	Saint Joseph's \$	W	8-5
2/13	Marshall \$	Canceled	
2/15	Mercer \$	W	9-1 (6)
2/18	Central Arkansas &	L	7-4
	Southern Illinois &	W	5-2
2/19	Southern Illinois &	W	6-1
	Mississippi State &	L	11-3 (6)
2/20	Mississippi State &	W	4-1
2/22	Furman	W	5-0
2/23	Georgia State	W	9-1 (5)
2/25	Penn State (DH) ^	W	2-0
	Penn State (DH) ^	W	6-4
2/26	East Tennessee State (DH) ^	W	10-0 (5)
	East Tennessee State (DH) ^	W	13-1 (5)
2/27	Jacksonville State (DH) ^	Canceled	
	Jacksonville State (DH) ^	Canceled	
3/2	Kennesaw State	W	5-0
3/4	No. 13 Duke *	L	9-1 (5)
3/5	No. 13 Duke *	L	10-3
3/6	No. 13 Duke *	L	3-1
3/8	Middle Tennessee	Canceled	
3/11	No. 3 Florida State (DH) *	L	4-1
3/11	No. 3 Florida State (DH) *	L	6-2 (12)
3/13	No. 3 Florida State *	L	3-2
3/15	No. 16 Georgia	W	12-3 (5)
3/18	Louisville *	L	11-8
3/19	Louisville *	W	17-5
3/20	Louisville *	W	2-1
3/22	Dartmouth (DH)	W	1-0
	Dartmouth (DH)	W	9-1 (5)
3/25	Syracuse *	W	4-2
3/26	Syracuse *	W	4-2
3/27	Syracuse *	W	2-1 (9)
3/30	Kennesaw State	W	5-2
4/1	No. 25 Notre Dame *	W	9-8
4/2	No. 25 Notre Dame *	L	13-12 (9)
4/3	No. 25 Notre Dame *	L	15-13 (8)
4/5	Troy	Canceled	
4/8	Boston College *	W	3-1 (11)
4/9	Boston College *	W	14-2 (5)
4/10	Boston College *	L	4-0
4/13	UAB	W	5-3 (8)
4/15	NC State *	W	3-0
4/15	NC State *	W	9-1 (6)
4/16	NC State *	W	5-1
4/19	Troy	W	8-1
4/20	Georgia State	W	3-0
4/23	Charlotte (DH)	W	3-2 (10)
	Charlotte (DH)	W	8-2
4/24	Charlotte	W	7-4
4/29	No. 18 Clemson *	L	4-1
4/30	No. 18 Clemson *	L	3-0
5/1	No. 18 Clemson *	L	3-2 (8)
5/11	No. 10 seed NC State %	W	4-2
5/12	No. 2 seed Duke %	L	9-6
5/20	No. 3 seed Wisconsin +	W	2-1

\* Denotes ACC game

\$ Denotes Buzz Classic

&amp; Denotes Bulldog Kickoff Classic

^ Denotes I-75 Tournament

% Denotes ACC Tournament

+ Denotes Gainesville Regional

## 2023 26-27, 7-17 ACC

DATE	OPPONENT	W/L	SCORE
2/10	UConn \$	L	6-5
	UConn \$	W	2-1
2/12	St. Francis \$	W	7-0
	North Texas \$	L	3-1
2/14	at Georgia State	W	10-1 (5)
2/17	Wisconsin &	L	6-3
2/18	Wisconsin &	L	6-1
	Illinois &	W	5-2
2/19	Illinois &	L	4-3
2/21	Kennesaw State	W	5-3
2/24	Boston University ^	L	2-0
2/25	Penn State ^	W	7-6
	Kent State ^	W	9-8
2/26	Kent State ^	W	7-4
	at Charlotte ^	L	7-3
2/28	No. 18 Georgia	L	8-0 (6)
3/3	Northern Iowa @	W	12-2(5)
	Northern Iowa @	Canceled	
3/4	Southern Miss @	W	1-0
3/5	Brown @	W	6-0
3/8	No. 18 Auburn	W	2-1
3/10	at Virginia *	W	5-2
3/11	at Virginia (DH) *	W	5-2
	at Virginia (DH) *	L	5-2
3/14	Georgia Southern	W	11-3 (5)
3/18	No. 13 Virginia Tech *	L	7-4
	No. 13 Virginia Tech *	L	8-2
3/19	No. 13 Virginia Tech *	L	5-1
3/21	at Alabama State	Canceled	
3/22	at Troy	W	6-0
3/24	No. 5 Clemson *	L	9-1 (5)
3/25	No. 5 Clemson *	L	8-4
3/26	No. 5 Clemson *	L	13-0 (5)
3/28	at Kennesaw State	W	8-0 (6)
3/31	at No. 7 Florida State *	L	6-4
4/1	at No. 7 Florida State *	L	8-0 (5)
4/2	at No. 7 Florida State *	L	9-1 (6)
4/4	at Mercer	W	11-3
4/7	Boston College (DH) *	W	5-1
	Boston College (DH) *	L	4-3
4/9	Boston College *	W	10-2 (6)
4/11	at Jacksonville State	W	9-6
4/14	at Pitt *	L	10-9 (8)
4/15	at Pitt *	W	13-11 (10)
4/16	at Pitt *	W	3-0
4/18	Georgia State	W	6-1
4/19	Alabama State	L	6-4
4/21	at No. 10 Duke (DH) *	L	11-3 (5)
	at No. 10 Duke (DH) *	L	4-3
4/23	at No. 10 Duke *	L	6-2
4/28	North Carolina *	L	5-3
4/29	North Carolina *	W	12-5
4/30	North Carolina *	L	4-0
5/10	No. 7 seed Notre Dame %	W	8-1
5/11	No. 2 seed Duke %	L	7-1

\* Denotes ACC game

\$ Denotes Buzz Classic

&amp; Denotes ACC/B1G Challenge

^ Denotes Queen City Classic

@ Denotes I-75 Tournament

% Denotes ACC Tournament

## 2024 32-23, 13-13 ACC

DATE	OPPONENT	W/L	SCORE
2/8	Villanova \$	W	3-2
2/9	No. 14 Alabama \$	L	3-1
	Villanova \$	L	5-2
2/10	No. 14 Alabama \$	L	5-1
2/11	Longwood (DH) \$	W	9-1 (6)
	Longwood (DH) \$	W	10-2 (5)
2/15	No. 9 Stanford &	L	15-7 (6)
	No. 12 LSU &	L	12-8
2/16	Minnesota &	L	12-11
2/17	No. 22 Tennessee &	CANCELED	
2/18	No. 6 Oklahoma St. &	CANCELED	
2/21	Georgia St.	W	9-4
2/23	UNCG @	W	14-7
	Army @	W	13-2 (5)

2/24	Robert Moris @	W	9-1 (6)
	UNCG @	W	6-2
2/25	Ball St. (DH) @	W	6-4
	Ball St. (DH) @	W	6-4
2/28	Mercer	W	6-5
3/2	Pitt (DH) *	W	14-5 (5)
	Pitt (DH) *	W	10-1 (6)
3/3	Pitt *	W	8-0 (5)
3/6	Jacksonville St.	W	8-6
3/8	at NC State (DH) *	W	4-1 (11)
	at NC State (DH) *	W	8-1
3/10	at NC State *	W	10-2 (5)
3/13	No. 25 at No. 5 Georgia	L	6-3
3/15	No. 25 vs. Notre Dame *	W	7-5
3/16	No. 25 vs. Notre Dame *	L	6-3
3/17	No. 25 vs. Notre Dame *	L	6-5
3/19	at CSU	W	4-3
3/20	at Coastal Carolina	W	9-2
3/22	at North Carolina *	L	9-3
3/23	at North Carolina *	W	6-2
3/24	at North Carolina *	L	7-2
3/26	at Kennesaw St.	POSTPONED	
3/28	at Syracuse *	W	5-1
3/29	at Syracuse *	L	6-5
3/30	at Syracuse *	L	7-1 (6)
4/3	Troy	W	14-9
4/5	at Auburn	L	4-3
4/6	Louisiana Tech	L	13-10
	Auburn	W	10-9
4/10	Alabama St.	W	9-0 (5)
4/12	Louisville *	W	8-0 (5)
4/13	Louisville *	L	4-1
4/14	Louisville *	W	5-3 (9)
4/16	at Georgia St.	W	5-4
4/19	at Virginia Tech *	L	8-4
4/20	at Virginia Tech *	L	10-4
4/21	at Virginia Tech *	L	11-2 (5)
4/23	Kennesaw St.	W	10-7
4/26	Virginia *	W	6-5
4/27	Virginia *	L	16-1 (5)
4/28	Virginia *	L	4-3
5/9	No. 6 vs. No. 3 Virginia Tech % W		6-2
5/10	No. 6 vs. No. 2 Florida St. %	L	10-2 (5)

\* Denotes ACC game

\$ Denotes Buzz Classic

&amp; Shriners Children's Clearwater Invitational

@ Denotes I-75 Tournament

% Denotes ACC Tournament

**2025 27-24, 10-11 ACC**

DATE	OPPONENT	W/L	SCORE
Feb. 7	Belmont \$	W	1-0
	EKU \$	L	6-3
Feb. 8	WKU \$	W	1-0
	EKU \$	W	2-1
Feb. 9	WKU \$	W	4-2
Feb. 12	Kennesaw St.	POSTPONED	
Feb. 14	Southern Illinois &	W	12-8
	Bradley &	W	15-1
Feb. 15	Bradley &	W	4-3
Feb. 16	North Texas &	L	6-4
	No. 19 Mississippi St. &	L	11-3 (5)
Feb. 19	Troy	W	8-0 (5)
Feb. 21	Kentucky %	L	10-0 (5)
	Coastal %	L	9-3
Feb. 22	Kentucky %	L	16-6
	Coastal %	L	4-2
Feb. 23	Dayton %	W	4-3
	Dayton %	W	15-0 (5)
Feb. 25	Kennesaw St.	W	7-2
Feb. 28	No. 18 Stanford *	W	5-4
March 1	No. 18 Stanford *	L	16-12
March 2	No. 18 Stanford *	L	2-0
March 7	NC State *	W	2-1
March 8	NC State *	W	5-4
March 9	NC State *	W	11-3 (5 inn.)
March 12	No. 22 Auburn	W	5-4
March 14	Cal *	L	10-2 (5 inn.)
March 15	Cal *	L	5-4
March 16	Cal *	W	8-5
March 18	St. Mary's	CANCELLED	

March 21	Pitt *	L	6-0
March 22	Pitt *	W	7-6
March 23	Pitt *	W	9-0
March 25	Mercer	L	8-5
March 27	No. 15 OSU ^	W	6-4
March 28	No. 15 OSU ^	L	7-1
March 29	Penn St. ^	W	10-0 (5)
April 1	Georgia Southern	W	1-0
April 4	Syracuse *	W	11-5
April 4	Syracuse *	W	4-3
April 5	Syracuse *	L	3-0
April 8	Jacksonville St.	W	6-3
April 11	North Carolina *	W	8-2
April 12	North Carolina *	L	8-7
April 13	North Carolina *	L	8-3
April 18	Florida St. *	CANCELLED	
April 19	Florida St. *	CANCELLED	
April 20	Florida St. *	CANCELLED	
April 22	Georgia	L	5-2
April 25	Clemson *	L	6-2
April 26	Clemson *	L	19-0
April 27	Clemson *	L	8-2
May 7	No. 9 seed Cal	W	8-0
May 8	No. 1 seed FSU	L	8-0
May 16	No. 2 FAU (NCAA)	L	5-4 (8)
May 17	No. 4 Mercer (NCAA)	L	7-3

**OVERALL RECORD:** 1,182-943-2 (.556), 39 Years**TOURNAMENT CODES**

#	TOURNAMENT	LOCATION
2	Columbus Invitational	Columbus, Ga.
3	Southern Invitational	Birmingham, Ala.
4	Furman Spring Fling	Greenville, S.C.
5	Tar Heel Invitational	Chapel Hill, N.C.
#6	ACC Tournament	Tallahassee, Fla.
7	Louisiana Classic	Lafayette, La.
8	S.C. Round Robin Classic	Columbia, S.C.
9	Winthrop Invitational	Rock Hill, S.C.
10	Buzz Classic	Marietta, Ga.
11	Single Game	Chattanooga, Tenn.
12	Georgia State Tournament	Atlanta, Ga.
13	UTC Invite	Chattanooga, Tenn.
14	East Carolina Tournament	Greenville, N.C.
15	Samford Spring Invitational	Birmingham, Ala.
#16	ACC Tournament	Raleigh, N.C.
17	Triangle Tournament	Raleigh, N.C.
#18	ACC Tournament	Marietta, Ga.
19	Ole Miss Rebel Classic	Oxford, Miss.
20	USF Tournament	Tampa, Fla.
21	Georgia Tech Round Robin	Atlanta, Ga.
22	Bama Bash	Tuscaloosa, Ala.
23	National Invitational	San Jose, Calif.
24	Mardi Gras Classic	Monroe, La.
25	Speedline Invitational	Tampa, Fla.
26	FAU Worth Invitational	Boca Raton, Fla.
27	LSU Purple & Gold Challenge	Baton Rouge, La.
28	National Invitational	Pleasanton, Calif.
29	Gamecock Invitational	Columbia, S.C.
30	Cox Communications Classic	Gainesville, Fla.
31	Georgia State Invitational	Decatur, Ga.
32	National Invitational	Sunnyvale, Calif.
!33	NCAA Tournament	Tuscaloosa, Ala.
34	Lady Panther Invite	Panthersville, Ga.
35	NFCA Leadoff Classic	Columbus, Ga.
36	Hillenbrand Invitational	Tucson, Ariz.
!37	NCAA Tournament	Athens, Ga.
38	Yellow Jacket Invitational	Atlanta, Ga.
39	UCF Tournament	Orlando, Fla.
#40	ACC Tournament	College Park, Md.
41	USF adidas Invitational	Clearwater, Fla.
#42	ACC Tournament	Chapel Hill, N.C.
43	KSU Invitational	Kennesaw, Ga.
44	Buzz Classic	Woodstock, Ga.
!45	NCAA Tournament	Gainesville, Fla.
46	Georgia St. 1st Pitch Classic	Panthersville, Ga.
47	Hamton Inn Crimson Classic	Tuscaloosa, Ala.
48	USF Louisville Slugger Tournament	Tampa, Fla.
49	Mercer Spring Break Tournament	Macon, Ga.
50	Lipton Invitational	Gainesville, Fla.
51	Cathedral City Classic	Cathedral City, Calif.
52	USF DeMarini Tournament	Clearwater, Fla.
53	Louisville Slugger Desert Classic	Las Vegas, Nev.
54	Springhill Suites Buckhead Classic	Atlanta, Ga.
#55	ACC Tournament	Blacksburg, Va.
56	NTC Elite Tournament	Clermont, Fla.
57	Felsberg Memorial Tournament	Miami, Fla.
58	Single Game	Kennesaw, Ga.
59	Chanticleer Challenge	Myrtle Beach, S.C.
!60	NCAA Tournament	Knoxville, Tenn.
61	Kajikawa Classic	Tempe, Ariz.
62	ACC/SEC/Big 12 Challenge	Auburn, Ala.
63	NFCA Leadoff Classic	Clearwater, Fla.
64	GT-KSU Invite	Atlanta, Ga.
65	GT Classic	Atlanta, Ga.
66	Citrus Classic	Orlando, Fla.
67	FSU Unconquered Invite	Tallahassee, Fla.
68	GT-GSU Invite	Atlanta, Ga.
^69	ACC/BigTen Challenge	Atlanta, Ga.
70	Gaucha Classic	Santa Barbara, Calif.
71	Clearwater Spring Break Tournament	Tampa, Fla.
72	Kansas Round Robin	Lawrence, Kan.
73	Camel Stampede	Buies Creek, N.C.
74	Matador Clasic	Northridge, Calif.
75	River City Leadoff	Jacksonville, Fla.
76	Mississippi State Tournament	Starkville, Miss.
77	I-75 Challenge	Atlanta, Ga.
78	Buzz Classic	Atlanta, Ga.

YEAR-BY-YEAR RESULTS\*\*\*

ALL-TIME ACC TOURNAMENT RECORD

BOSTON COLLEGE (3-0/1.000)

5/12/2006	N	W, 7-3
5/11/2007	N	W, 4-0
5/14/2010	N	W, 8-0 (5)

CALIFORNIA (1-0 /1.000)

5/7/2025	N	W, 8-0 (5)
---	--	

CLEMSON (0-1/.000)

5/13/2021	N	L, 0-2
-----------	---	--------

DUKE (0-2/.000)

5/12/2022	N	L, 6-9
5/11/2023	N	L, 1-7

FLORIDA STATE (6-16/.272)

4/17/1992	A	L, 0-6
4/16/1993	A	L, 0-12
4/17/1993	A	L, 0-11
4/22/1994	A	L, 1-2
4/21/1995	A	L, 1-2
4/22/1995	A	L, 2-5
4/19/1996	N	L, 4-5
5/11/2002	A	W, 2-0
5/10/2003	A	L, 3-5
5/14/2004	A	L, 2-3
5/16/2004	A	L, 1-3
5/11/2006	N	L, 1-10 (5)
5/13/2006	N	W, 4-3
5/13/2006	N	L, 4-7
5/12/2007	A	W, 7-3
5/10/2009	N	W, 3-1
5/16/2010	N	W, 8-4
5/11/2012	N	W, 9-1
5/8/2014	A	L, 5-11
5/9/2019	A	L, 0-7
5/10/2024	N	L, 10-2 (5)
5/8/2025	N	L, 8-0 (5)

MARYLAND (3-5/.375)

4/19/1997	N	L, 0-9 (6)
4/24/1998	N	L, 0-4
5/15/1999	N	L, 0-7
4/30/2000	N	L, 1-2
5/11/2001	N	L, 0-1
5/10/2002	N	W, 1-0 (9)
5/15/2004	N	W, 6-4
5/10/2007	N	W, 5-1

NORTH CAROLINA (7-3/.700)

4/16/1993	N	W, 3-2
4/22/1994	N	L, 0-4
4/17/1997	N	L, 7-8
4/19/1997	N	W, 3-2 (8)
5/15/1999	N	W, 6-2
5/12/2002	N	W, 6-2
5/9/2003	N	W, 3-1
5/15/2004	N	W, 4-0
5/15/2010	N	W, 8-0 (5)
5/9/2013	N	L, 2-6
5/10/2018	N	L, 1-6

NOTRE DAME (1-0/1.000)

5/10/2023	A	W, 8-1
-----------	---	--------

NC STATE (3-1/.750)

5/14/2004	N	W, 2-1
5/12/2005	N	W, 2-0
5/8/2008	N	L, 0-1
5/11/2022	N	W, 4-2

SYRACUSE (1-0/1.000)

5/12/2021	N	W, 6-0
-----------	---	--------

VIRGINIA (10-8/.556)

4/17/1990	N	L, 3-10
4/21/1995	N	W, 3-1
4/22/1995	N	W, 7-4
4/19/1996	N	L, 2-3
4/18/1997	N	W, 7-2
4/23/1998	N	L, 1-3
5/14/1999	N	L, 0-4
4/29/2000	N	L, 6-7 (9)
5/12/2001	N	L, 2-3
5/10/2003	N	L, 3-4
5/15/2004	N	W, 4-1
5/14/2005	N	W, 3-0
5/12/2006	N	W, 11-2 (5)
5/9/2008	N	W, 5-3
5/8/2009	N	W, 7-0
5/13/2011	N	L, 6-0
5/10/2012	N	W, 6-4
5/8/2019	N	W, 8-0 (5)

VIRGINIA TECH (4-1/.800)

5/15/2005	N	W, 1-0
5/13/2007	N	L, 0-2
5/9/2009	N	W, 14-4
5/12/2012	N	W, 9-1 (5)
5/9/2024	N	W, 6-2

# YEAR-BY-YEAR RESULTS\*\*\*

## ALL-TIME NCAA TOURNAMENT RECORD

### 2002 - TALLAHASSEE, FLA. (#5 SEED)

5/16	#2 Alabama	W, 3-1 (9)
5/17	#3 Florida State	W, 2-0
5/18	#6 Chattanooga	W, 3-0
5/19	#3 Florida State	L, 2-3 (9)
5/19	#3 Florida State	L, 1-6

### 2003 - TUSCALOOSA, ALA. (#5 SEED)

5/15	#4 Illinois	L, 3-5
5/15	#8 Southern	W, 9-0 (5)
5/16	#1 Stanford	W, 2-1 (9)
5/16	#6 Massachusetts	L, 0-2

### 2004 - ATHENS, GA. (#3 SEED)

5/20	#6 Massachusetts	W, 2-0
5/21	#2 Georgia	W, 3-2
5/22	#1 Stanford	L, 0-2
5/22	#2 Georgia	L, 1-9 (6)

### 2005 - ATHENS, GA. (#3 SEED)

5/20	#2 Kansas	W, 3-1 (9)
5/21	#1 Georgia	L, 1-8
5/21	#2 Kansas	W, 5-2
5/22	#1 Georgia	L, 1-2

### 2006 - TUSCALOOSA, ALA. (#2 SEED)

5/19	#3 Florida A&M	W, 9-3
5/20	#1 Alabama	L, 5-8
5/20	#3 Florida A&M	W, 10-7
5/21	#1 Alabama	L, 2-7

### 2007 - GAINESVILLE, FLA. (#2 SEED)

5/18	#3 Texas	W, 3-2
5/19	#1 Florida	L, 0-8 (5)
5/19	#3 Texas	L, 2-4

### 2008 - GAINESVILLE, FLA. (#4 SEED)

5/16	#1 Florida	L, 2-7
5/17	#2 South Florida	W, 9-2
5/17	#3 UCF	L, 1-7

### 2009 - ATLANTA, GA. (#1 SEED; #14 NATIONAL)

5/15	#4 Boston University	W, 5-1
5/16	#3 Auburn	W, 4-1
5/17	#4 Boston University	W, 7-2

### 2009 - ATLANTA, GA. (SUPER REGIONAL)

5/23	#3 Washington	L, 1-7
5/24	#3 Washington	L, 0-7

### 2010 - ATLANTA, GA. (#1 SEED; #8 NATIONAL)

5/21	#4 Jacksonville State	W, 5-3
5/22	#2 Oregon	L, 11-2 (5)
5/22	#3 Auburn	W, 4-1
5/23	#2 Oregon	L, 4-3 (8)

### 2011 - KNOXVILLE, TENN. (#2 SEED)

5/20	#3 Oklahoma State	L, 2-1
5/21	#4 Liberty	W, 4-3
5/21	#1 Tennessee	L, 7-0

### 2012 - TUSCALOOSA, ALA. (#2 SEED)

5/18	#3 South Alabama	L, 4-3
5/19	#4 UT-Martin	W, 9-1
5/19	#3 South Alabama	L, 10-1 (5)

### 2022 - GAINESVILLE, FLA. (#2 SEED)

5/20	#3 Wisconsin	W, 2-1
5/21	#1 Florida	L, 7-1
5/22	#3 Wisconsin	L, 7-6

### 2025 - GAINESVILLE, FLA. (#3 SEED)

5/20	#2 Florida Atlantic	L, 5-4 (8)
5/21	#4 Mercer	L, 7-3

Note: In 2005, NCAA switched from eight-team regionals to four.

### OVERALL: 21-26 (.446)

In Tallahassee, Fla.:	3-2 (.600)
In Tuscaloosa, Ala.:	5-6 (.455)
In Athens, Ga.:	4-4 (.500)
In Gainesville, Fla.:	3-8 (.272)
In Atlanta, Ga.:	5-4 (.555)
In Knoxville, Tenn.:	1-2 (.333)

### IN REGIONAL PLAY:

vs #1 seed:	1-9
vs #2 seed:	5-4
vs #3 seed:	7-10
vs #4 seed:	5-2
vs #6 seed:	2-1
vs #8 seed:	1-0
As National Seed (2009 & 2010):	5-4

# SERIES HISTORY

## AKRON

### GT TRAILS 1-2

DATE	LOCATION	W/L	SCORE
3/27/93	Rock Hill, S.C.	L	2-4
3/25/95	Rock Hill, S.C.	L	3-7
2/20/00	Raleigh, N.C.	W	6-1

### SERIES

Home: 0-0, Away: 0-0, Neutral: 1-2

## ALABAMA

### GT TRAILS 3-18

DATE	LOCATION	W/L	SCORE
4/20/98	Tuscaloosa, Ala.	L	1-7
4/20/98	Tuscaloosa, Ala.	L	2-10 (6)
2/25/00	Tuscaloosa, Ala.	L	3-9
5/16/02	Tallahassee, Fla.	W	3-1 (10)
4/26/03	Tuscaloosa, Ala.	L	2-3
4/26/03	Tuscaloosa, Ala.	W	2-1
4/13/04	Atlanta, Ga.	W	1-0
2/24/06	Columbus, Ga.	L	2-3
5/20/06	Tuscaloosa, Ala.	L	5-8
5/21/06	Tuscaloosa, Ala.	L	2-7
2/14/08	Tuscaloosa, Ala.	L	0-6
2/16/08	Tuscaloosa, Ala.	L	5-9
4/22/09	Atlanta, Ga.	L	0-8 (5)
4/22/09	Atlanta, Ga.	L	0-10 (6)
4/28/10	Tuscaloosa, Ala.	L	1-13 (5)
2/17/12	Auburn, Ala.	L	9-12
3/25/15	Tuscaloosa, Ala.	L	0-11 (6)
3/14/18	Atlanta, Ga.	L	1-3
3/27/19	Tuscaloosa, Ala.	L	3-4
2/9/24	Atlanta, Ga.	L	1-3
2/10/24	Atlanta, Ga.	L	1-5

### SERIES

Home: 1-5, Away: 1-11, Neutral: 1-2

## ALABAMA A&M

### GT LEADS 1-0

DATE	LOCATION	W/L	SCORE
4/6/05	Montgomery, Ala.	W	5-1

### SERIES

Home: 0-0, Away: 0-0, Neutral: 1-0

## ALABAMA STATE

### SERIES TIED 1-1

DATE	LOCATION	W/L	SCORE
4/19/23	Atlanta, Ga.	L	4-6
4/10/24	Atlanta, Ga.	W	9-0 (5)

### SERIES

Home: 1-1, Away: 0-0, Neutral: 0-0

## ALCORN STATE

### GT LEADS 1-0

DATE	LOCATION	W/L	SCORE
2/24/19	Starkville, Miss.	W	8-4

### SERIES

Home: 0-0, Away: 0-0, Neutral: 1-0

## ARIZONA

### GT TRAILS 1-2

DATE	LOCATION	W/L	SCORE
2/26/00	Tuscaloosa, Ala.	L	0-12 (5)
3/6/04	Tucson, Ariz.	L	0-2
2/10/12	Tempe, Ariz.	W	2-1

### SERIES

Home: 0-0, Away: 0-1, Neutral: 1-1

## ARIZONA STATE

### GT TRAILS 0-1

DATE	LOCATION	W/L	SCORE
3/9/02	Pleasanton, Calif.	L	4-5

### SERIES

Home: 0-0, Away: 0-0, Neutral: 0-1

## ARKANSAS

### SERIES TIED 3-3

DATE	LOCATION	W/L	SCORE
2/17/01	Monroe, La.	L	2-3
3/21/01	Atlanta, Ga.	W	4-0
3/18/03	Fayetteville, Ark.	W	3-2
3/18/03	Fayetteville, Ark.	L	2-3
2/27/10	Columbus, Ga.	W	11-2 (5)
2/8/15	Boca Raton, Fla.	L	0-2

### SERIES

Home: 1-0, Away: 1-1, Neutral: 1-2

## ARMY

### GT LEADS 1-0

DATE	LOCATION	W/L	SCORE
2/23/24	Atlanta, Ga.	W	13-2 (5)

### SERIES

Home: 1-0, Away: 0-0, Neutral: 0-0

## AUBURN

### GT LEADS 9-6

DATE	LOCATION	W/L	SCORE
3/29/97	Marietta, Ga.	W	4-0
2/15/00	Auburn, Ala.	L	1-3
4/11/00	Atlanta, Ga.	W	4-3 (8)
3/19/02	Auburn, Ala.	L	1-9 (6)
3/19/02	Auburn, Ala.	W	2-1
4/23/03	Auburn, Ala.	L	0-2
5/2/03	Atlanta, Ga.	W	2-0
2/29/08	Columbus, Ga.	L	2-3
5/16/09	Atlanta, Ga.	W	4-1
5/22/10	Atlanta, Ga.	W	4-1
2/19/12	Auburn, Ala.	L	5-12
3/8/23	Atlanta, Ga.	W	2-1
4/5/24	Auburn, Ala.	L	3-4
4/6/24	Auburn, Ala.	W	10-9
3/12/25	Atlanta, Ga.	W	5-4

### SERIES

Home: 6-0, Away: 2-5, Neutral: 1-1

## AUGUSTA STATE

### GT LEADS 2-0

DATE	LOCATION	W/L	SCORE
4/3/91	Atlanta, Ga.	W	10-5 (5)
4/3/91	Atlanta, Ga.	W	5-2

### SERIES

Home: 2-0, Away: 0-0, Neutral: 0-0

## AUSTIN PEAY

### GT LEADS 3-1

DATE	LOCATION	W/L	SCORE
3/30/90	Birmingham, Ala.	L	1-5
4/6/91	Greenville, S.C.	W	6-1
3/19/04	Marietta, Ga.	W	3-1
3/4/06	Marietta, Ga.	W	14-6 (6)

### SERIES

Home: 0-0, Away: 0-0, Neutral: 3-1

## BALL STATE

### GT LEADS 4-0

DATE	LOCATION	W/L	SCORE
3/17/04	Atlanta, Ga.	W	2-1
3/17/04	Atlanta, Ga.	W	6-0
2/25/25	Atlanta, Ga.	W	6-4
2/25/25	Atlanta, Ga.	W	6-4

### SERIES

Home: 4-0, Away: 0-0, Neutral: 0-0

## BAPTIST

### GT TRAILS 1-3

DATE	LOCATION	W/L	SCORE
3/12/88	Atlanta, Ga.	L	1-12
3/2/89	Atlanta, Ga.	L	1-2
3/9/90	Atlanta, Ga.	W	2-0
3/9/90	Atlanta, Ga.	L	1-3

### SERIES

Home: 0-0, Away: 0-0, Neutral: 1-3

## BAYLOR

### GT LEADS 2-0

DATE	LOCATION	W/L	SCORE
3/21/06	Waco, Texas	W	8-0 (5)
2/23/07	Columbus, Ga.	W	10-7

### SERIES

Home: 0-0, Away: 1-0, Neutral: 1-0

## BELMONT

### GT LEADS 2-0

DATE	LOCATION	W/L	SCORE
3/13/11	Atlanta, Ga.	W	12-2 (5)
2/7/25	Atlanta, Ga.	W	1-0

### SERIES

Home: 2-0, Away: 0-0, Neutral: 0-0

## BETHUNE COOKMAN

### GT LEADS 4-0

DATE	LOCATION	W/L	SCORE
3/20/96	Daytona Beach, Fla.	W	8-0
3/20/96	Daytona Beach, Fla.	W	5-1
2/12/05	Boca Raton, Fla.	W	4-0
2/13/05	Boca Raton, Fla.	W	2-1 (8)

### SERIES

Home: 0-0, Away: 0-0, Neutral: 4-0

## BOISE STATE

### GT LEADS 2-0

DATE	LOCATION	W/L	SCORE
2/12/21	Atlanta, Ga.	W	5-1
2/12/21	Atlanta, Ga.	W	10-2 (6)

### SERIES

Home: 2-0, Away: 0-0, Neutral: 0-0

## BOSTON COLLEGE

### GT LEADS 37-17

DATE	LOCATION	W/L	SCORE
2/8/03	Columbia, S.C.	W	7-4
2/9/03	Columbia, S.C.	W	2-1 (8)
2/11/05	Boca Raton, Fla.	W	6-2
4/15/06	Atlanta, Ga.	W	12-11
4/15/06	Atlanta, Ga.	W	10-4
4/16/06	Atlanta, Ga.	W	15-7 (5)

5/12/06	Chapel Hill, N.C.	W	7-3
4/21/07	Chestnut Hill, Mass.	W	4-3
4/21/07	Chestnut Hill, Mass.	W	6-3
4/22/07	Chestnut Hill, Mass.	W	12-0 (5)
5/11/07	Tallahassee, Fla.	W	4-0
4/19/08	Atlanta, Ga.	W	9-1 (6)
4/19/08	Atlanta, Ga.	L	2-3
4/20/08	Atlanta, Ga.	W	7-6
4/4/09	Chestnut Hill, Mass.	L	0-1
4/4/09	Chestnut Hill, Mass.	W	12-1 (5)
4/5/09	Chestnut Hill, Mass.	W	7-3
4/17/10	Atlanta, Ga.	W	9-0 (5)
4/17/10	Atlanta, Ga.	W	11-3 (5)
4/18/10	Atlanta, Ga.	W	4-0
5/14/10	Blacksburg, Va.	W	8-0 (5)
4/30/11	Chestnut Hill, Mass.	W	2-1
4/30/11	Chestnut Hill, Mass.	W	11-2 (5)
5/1/11	Chestnut Hill, Mass.	W	9-7
3/17/12	Atlanta, Ga.	W	8-0 (5)
3/17/12	Atlanta, Ga.	W	9-4
3/18/12	Atlanta, Ga.	W	4-0
5/4/13	Chestnut Hill, Mass.	W	12-3 (6)
5/4/13	Chestnut Hill, Mass.	W	10-5
5/5/13	Chestnut Hill, Mass.	W	12-3
3/1/14	Atlanta, Ga.	W	6-1
3/1/14	Atlanta, Ga.	L	3-13 (5)
3/2/14	Atlanta, Ga.	L	2-6
4/18/15	Chestnut Hill, Mass.	W	10-2 (5)
4/18/15	Chestnut Hill, Mass.	L	0-1
4/19/15	Chestnut Hill, Mass.	L	2-5
3/11/16	Atlanta, Ga.	L	4-8
3/12/16	Atlanta, Ga.	L	1-4 (11)
3/12/16	Atlanta, Ga.	L	0-9 (5)
4/22/17	Chestnut Hill, Mass.	L	2-6
4/22/17	Chestnut Hill, Mass.	L	2-4
4/23/17	Chestnut Hill, Mass.	L	3-8
5/4/18	Chestnut Hill, Mass.	L	6-8 (10)
5/5/18	Chestnut Hill, Mass.	W	6-0
5/5/18	Chestnut Hill, Mass.	L	3-4
3/6/20	Atlanta, Ga.	W	6-0
3/7/20	Atlanta, Ga.	L	0-6
3/8/20	Atlanta, Ga.	W	3-1
4/8/22	Brighton, Mass.	W	3-1 (11)
4/9/22	Brighton, Mass.	W	14-2 (5)
4/8/22	Brighton, Mass.	L	0-4
4/7/23	Atlanta, Ga.	W	5-1
4/7/23	Atlanta, Ga.	L	3-4
4/9/23	Atlanta, Ga.	W	10-2 (6)

### SERIES

Home: 16-8, Away: 15-9, Neutral: 6-0

## BOSTON UNIVERSITY

### GT LEADS 4-2

DATE	LOCATION	W/L	SCORE
3/8/01	Tampa, Fla.	L	0-1 (8)
3/9/05	Atlanta, Ga.	W	12-0 (5)
3/10/06	Clearwater, Fla.	W	9-1 (5)
5/15/09	Atlanta, Ga.	W	5-1
5/17/09	Atlanta, Ga.	W	7-2
2/24/23	Charlotte, N.C.	L	0-2

### SERIES

Home: 3-0, Away: 0-0, Neutral: 1-2

## BOWLING GREEN ST.

### GT LEADS 2-0

DATE	LOCATION	W/L	SCORE
3/11/11	Atlanta, Ga.	W	10-0 (5)
2/16/14	Atlanta, Ga.	W	3-0

### SERIES

Home: 2-0, Away: 0-0, Neutral: 0-0

## BRADLEY

### GT LEADS 3-1

DATE	LOCATION	W/L	SCORE
4/1/95	Marietta, Ga.	L	0-3



# SERIES HISTORY

3/1/03	Decatur, Ga.	W	8-0 (5)
2/14/25	Starkville, Miss.	W	15-1
2/15/25	Starkville, Miss.	W	4-3

## SERIES

Home: 0-0, Away: 0-0, Neutral: 3-1

## BROWN

### SERIES TIED 1-1

DATE	LOCATION	W/L	SCORE
3/29/00	Atlanta, Ga.	L	3-5
3/5/23	Atlanta, Ga.	W	6-0

## SERIES

Home: 1-1, Away: 0-0, Neutral: 0-0

## BUTLER

### GT LEADS 1-0

DATE	LOCATION	W/L	SCORE
2/8/13	Atlanta, Ga.	W	24-4 (5)

## SERIES

Home: 1-0, Away: 0-0, Neutral: 0-0

## BYU

### GT LEADS 1-0

DATE	LOCATION	W/L	SCORE
2/19/10	Las Vegas, Nev.	W	10-9 (8)

## SERIES

Home: 0-0, Away: 0-0, Neutral: 1-0

## CALIFORNIA

### GT TRAILS 2-7

DATE	LOCATION	W/L	SCORE
3/8/03	Sunnyvale, Calif.	L	0-1
2/21/10	Las Vegas, Nev.	L	1-4
2/22/13	Cathedral City, Calif.	L	0-8 (6)
2/9/17	San Juan, Puerto Rico	L	1-8
2/11/17	San Juan, Puerto Rico	L	8-10
3/14/25	Berkeley, Calif.	L	2-10 (5)
3/15/25	Berkeley, Calif.	L	4-5
3/16/25	Berkeley, Calif.	W	8-5
5/7/25	Brighton, Mass.	W	8-0 (5)

## SERIES

Home: 0-0, Away: 1-2, Neutral: 1-5

## CAL POLY

### GT LEADS 2-1

DATE	LOCATION	W/L	SCORE
2/21/09	Cathedral City, Calif.	L	0-2
2/11/12	Tempe, Ariz.	W	8-5
3/24/18	Northridge, Calif.	W	2-1

## SERIES

Home: 0-0, Away: 0-0, Neutral: 2-1

## CAMPBELL

### GT LEADS 5-1

DATE	LOCATION	W/L	SCORE
2/25/91	Atlanta, Ga.	W	6-0
2/25/91	Atlanta, Ga.	W	3-0
2/20/98	Chapel Hill, N.C.	L	1-3
3/2/01	Atlanta, Ga.	W	12-2 (5)
2/23/18	Buies Creek, N.C.	W	6-2
2/25/18	Buies Creek, N.C.	W	8-2 (6)

## SERIES

Home: 3-0, Away: 2-0, Neutral: 0-1

## CANISIUS

### GT LEADS 3-2

DATE	LOCATION	W/L	SCORE
4/4/94	Atlanta, Ga.	W	8-0 (6)
4/4/94	Atlanta, Ga.	L	1-4
3/29/97	Marietta, Ga.	W	5-4
3/28/99	Marietta, Ga.	L	1-2 (8)
2/13/10	Clearwater, Fla.	W	9-0 (5)

## SERIES

Home: 1-1, Away: 0-0, Neutral: 2-1

## CENTENARY

### SERIES TIED 1-1

DATE	LOCATION	W/L	SCORE
4/17/94	Chattanooga, Tenn.	L	1-2
3/3/07	Woodstock, Ga.	W	8-1

## SERIES

Home: 0-0, Away: 0-0, Neutral: 1-1

## CENTRAL ARKANSAS

### GT TRAILS 0-1

DATE	LOCATION	W/L	SCORE
2/18/22	Starkville, Miss.	L	4-7

## SERIES

Home: 0-0, Away: 0-0, Neutral: 0-1

## CENTRAL MICHIGAN

### GT TRAILS 0-1

DATE	LOCATION	W/L	SCORE
3/11/00	San Jose, Calif.	L	2-3

## SERIES

Home: 0-0, Away: 0-0, Neutral: 0-1

## CHARLESTON SOUTHERN

### GT LEADS 5-2

DATE	LOCATION	W/L	SCORE
3/8/91	Atlanta, Ga.	W	3-2
3/8/91	Atlanta, Ga.	L	5-7
3/6/92	Atlanta, Ga.	L	0-2
3/6/92	Atlanta, Ga.	W	2-0
3/23/02	Marietta, Ga.	W	6-2
3/18/05	Orlando, Fla.	W	14-2 (6)
3/19/24	Charleston, S.C.	W	4-3

## SERIES

Home: 2-2, Away: 1-0, Neutral: 2-0

## CHATTANOOGA

### GT LEADS 17-5

DATE	LOCATION	W/L	SCORE
4/25/95	Chattanooga, Tenn.	L	2-3
4/25/95	Chattanooga, Tenn.	W	5-1
4/17/01	Chattanooga, Tenn.	L	1-3
4/17/01	Chattanooga, Tenn.	L	1-2
4/10/02	Atlanta, Ga.	W	5-1
4/10/02	Atlanta, Ga.	W	2-0
5/18/02	Tallahassee, Fla.	W	3-0
2/11/03	Chattanooga, Tenn.	W	2-0
2/11/03	Chattanooga, Tenn.	L	0-2
2/5/05	Atlanta, Ga.	W	6-0
2/5/05	Atlanta, Ga.	W	8-0 (5)
3/30/05	Chattanooga, Tenn.	L	0-1
3/30/05	Chattanooga, Tenn.	W	7-1
2/15/06	Atlanta, Ga.	W	7-2
2/15/06	Atlanta, Ga.	W	7-1
4/5/06	Chattanooga, Tenn.	W	11-7
4/5/06	Chattanooga, Tenn.	W	7-6
2/28/07	Atlanta, Ga.	W	8-0 (6)
2/28/07	Atlanta, Ga.	W	6-5
2/11/11	Clermont, Fla.	W	6-1

2/12/11	Clermont, Fla.	W	6-1
3/18/16	Tampa, Fla.	W	3-2

## SERIES

Home: 8-0, Away: 5-5, Neutral: 4-0

## CLEMSON

### GT TRAILS 0-13

DATE	LOCATION	W/L	SCORE
2/20/21	Atlanta, Ga.	L	2-5
2/21/21	Atlanta, Ga.	L	3-5
2/21/21	Atlanta, Ga.	L	4-5
5/13/21	Louisville, Ky.	L	0-2
4/29/22	Clemson, S.C.	L	1-4
4/30/22	Clemson, S.C.	L	0-3
5/1/22	Clemson, S.C.	L	2-3 (8)
3/24/23	Atlanta, Ga.	L	1-9 (5)
3/25/23	Atlanta, Ga.	L	4-8
3/26/23	Atlanta, Ga.	L	0-13 (5)
4/25/25	Atlanta, Ga.	L	2-6
4/26/25	Atlanta, Ga.	L	0-19 (5)
4/27/25	Atlanta, Ga.	L	2-8

## SERIES

Home: 0-9, Away: 0-3, Neutral: 0-1

## COASTAL CAROLINA

### GT TRAILS 7-8

DATE	LOCATION	W/L	SCORE
4/6/91	Greenville, S.C.	L	3-4 (8)
4/3/92	Greenville, S.C.	L	2-3
4/4/92	Greenville, S.C.	L	0-4
4/11/93	Chapel Hill, N.C.	L	6-8
3/25/94	Rock Hill, S.C.	W	2-1
4/9/94	Chapel Hill, N.C.	L	3-6
3/24/01	Marietta, Ga.	L	3-7
3/22/08	Conway, S.C.	W	2-1
3/22/08	Conway, S.C.	W	10-2 (5)
3/18/11	Conway, S.C.	W	12-0 (6)
2/9/13	Atlanta, Ga.	W	2-1
2/10/13	Atlanta, Ga.	W	11-3 (5)
3/20/24	Conway, S.C.	W	9-2
2/21/25	Atlanta, Ga.	L	3-9
2/22/25	Atlanta, Ga.	L	3-4

## SERIES

Home: 2-2, Away: 4-0, Neutral: 1-6

## COLLEGE OF CHARLESTON

### SERIES TIED 1-1

DATE	LOCATION	W/L	SCORE
3/26/94	Rock Hill, S.C.	W	13-1 (5)
3/24/00	Marietta, Ga.	L	1-2

## SERIES

Home: 0-0, Away: 0-0, Neutral: 1-1

## COLUMBUS COLLEGE

### GT TRAILS 2-11

DATE	LOCATION	W/L	SCORE
3/10/87	Atlanta, Ga.	L	1-8
3/10/87	Atlanta, Ga.	L	3-6
4/14/87	Columbus, Ga.	L	2-4
4/14/87	Columbus, Ga.	L	5-6
4/5/88	Columbus, Ga.	L	0-10
4/5/88	Columbus, Ga.	L	0-4
4/9/88	Pensacola, Fla.	L	3-7
4/15/88	Columbus, Ga.	L	2-5
4/28/88	Columbus, Ga.	L	1-10
4/28/88	Columbus, Ga.	W	4-1
4/14/89	Columbus, Ga.	L	3-5
4/20/90	Columbus, Ga.	L	2-3 (9)
4/19/91	Columbus, Ga.	W	2-0

## SERIES

Home: 0-2, Away: 2-8, Neutral: 0-1

## CONNECTICUT

### GT LEADS 4-3

DATE	LOCATION	W/L	SCORE
3/22/00	Atlanta, Ga.	L	0-5
3/21/04	Marietta, Ga.	L	4-5
3/4/06	Marietta, Ga.	W	4-0
3/3/18	Atlanta, Ga.	W	5-0
3/3/18	Atlanta, Ga.	W	3-2
2/10/23	Atlanta, Ga.	L	5-6
2/10/23	Atlanta, Ga.	W	2-1

## SERIES

Home: 3-2, Away: 0-0, Neutral: 1-1

## CSUN

### GT TRAILS 0-1

DATE	LOCATION	W/L	SCORE
3/23/18	Northridge, Calif.	L	1-6

## SERIES

Home: 0-0, Away: 0-1, Neutral: 0-0

## DARTMOUTH

### GT LEADS 3-0

DATE	LOCATION	W/L	SCORE
3/7/10	Woodstock, Ga.	W	8-1
3/22/22	Atlanta, Ga.	W	1-0
3/22/22	Atlanta, Ga.	W	9-1 (5)

## SERIES

Home: 3-0, Away: 0-0, Neutral: 0-0

## DAYTON

### GT LEADS 2-0

DATE	LOCATION	W/L	SCORE
2/23/25	Atlanta, Ga.	W	4-3
2/23/25	Atlanta, Ga.	W	15-0 (5)

## SERIES

Home: 2-0, Away: 0-0, Neutral: 0-0

## DELAWARE STATE

### GT LEADS 1-0

DATE	LOCATION	W/L	SCORE
2/26/99	Greenville, N.C.	W	26-1 (5)

## SERIES

Home: 0-0, Away: 0-0, Neutral: 1-0

## DELTA STATE

### GT TRAILS 0-1

DATE	LOCATION	W/L	SCORE
4/11/87	Pensacola, Fla.	L	3-16

## SERIES

Home: 0-0, Away: 0-0, Neutral: 0-1

## DEPAUL

### GT TRAILS 4-5

DATE	LOCATION	W/L	SCORE
2/26/93	Lafayette, La.	W	4-3
2/26/00	Tuscaloosa, Ala.	L	0-4
2/28/04	Columbus, Ga.	W	5-1
2/23/07	Columbus, Ga.	W	8-3
3/2/08	Columbus, Ga.	L	1-2
2/24/12	Clearwater, Fla.	L	2-4
3/2/18	Atlanta, Ga.	W	2-1 (10)
3/2/18	Atlanta, Ga.	L	2-8
2/21/20	Birmingham, Ala.	L	0-8 (5)

## SERIES

# SERIES HISTORY

Home: 1-1, Away: 0-0, Neutral: 3-4

## DETROIT MERCY

### GT LEADS 1-0

DATE	LOCATION	W/L	SCORE
3/4/18	Atlanta, Ga.	W	3-1

### SERIES

Home: 1-0, Away: 0-0, Neutral: 0-0

## DRAKE

### GT TRAILS 1-3

DATE	LOCATION	W/L	SCORE
3/28/98	Marietta, Ga.	W	5-3
2/25/00	Tuscaloosa, Ala.	L	3-8
2/26/00	Tuscaloosa, Ala.	L	2-5
2/18/01	Monroe, La.	L	1-2 (9)

### SERIES

Home: 0-0, Away: 0-0, Neutral: 1-3

## DREXEL

### GT LEADS 2-0

DATE	LOCATION	W/L	SCORE
4/3/93	Marietta, Ga.	W	3-1
3/30/96	Marietta, Ga.	W	4-3

### SERIES

Home: 0-0, Away: 0-0, Neutral: 2-0

## DUKE

### GT TRAILS 2-12

DATE	LOCATION	W/L	SCORE
4/6/18	Durham, N.C.	L	1-2 (8)
4/6/18	Durham, N.C.	W	4-3
4/8/18	Durham, N.C.	W	5-3
3/29/19	Atlanta, Ga.	L	5-9
3/30/19	Atlanta, Ga.	L	2-11 (6)
3/31/19	Atlanta, Ga.	L	6-8
3/4/22	Atlanta, Ga.	L	1-9 (5)
3/5/22	Atlanta, Ga.	L	3-10
3/6/22	Atlanta, Ga.	L	1-3
5/12/22	Pittsburgh, Pa.	L	6-9
4/21/23	Durham, N.C.	L	3-11 (5)
4/21/23	Durham, N.C.	L	3-4
4/23/23	Durham, N.C.	L	2-6
5/11/23	South Bend, Ind.	L	1-7

### SERIES

Home: 0-6, Away: 2-4, Neutral: 0-2

## EAST CAROLINA

### GT TRAILS 8-9

DATE	LOCATION	W/L	SCORE
3/4/90	Atlanta, Ga.	L	1-8
3/13/91	Atlanta, Ga.	L	0-3
3/13/91	Atlanta, Ga.	L	1-2 (8)
4/6/91	Greenville, S.C.	W	8-6
4/13/91	Chapel Hill, N.C.	L	0-5
4/3/92	Greenville, S.C.	W	8-6 (8)
4/12/92	Chapel Hill, N.C.	L	1-7
4/11/93	Chapel Hill, N.C.	W	1-0
4/8/94	Chapel Hill, N.C.	W	3-0
2/23/97	Raleigh, N.C.	L	4-6
2/26/99	Greenville, N.C.	W	2-0
2/28/99	Greenville, N.C.	L	2-3
4/8/00	Atlanta, Ga.	L	0-11 (5)
4/9/00	Atlanta, Ga.	W	3-2
5/6/01	Greenville, N.C.	L	0-8 (5)
5/6/01	Greenville, N.C.	W	3-1
2/14/10	Clearwater, Fla.	W	3-0

### SERIES

Home: 1-4, Away: 2-2, Neutral: 5-3

## EAST TENNESSEE ST.

### GT LEADS 4-0

DATE	LOCATION	W/L	SCORE
3/3/06	Marietta, Ga.	W	11-2 (5)
2/15/14	Atlanta, Ga.	W	18-7 (5)
2/26/22	Atlanta, Ga.	W	10-0 (5)
2/26/22	Atlanta, Ga.	W	13-1 (5)

### SERIES

Home: 3-0, Away: 0-0, Neutral: 1-0

## EASTERN KENTUCKY

### GT LEADS 5-2

DATE	LOCATION	W/L	SCORE
3/25/95	Rock Hill, S.C.	L	0-1
2/19/00	Raleigh, N.C.	W	11-1 (5)
2/21/04	Panthersville, Ga.	W	2-0
2/19/05	Panthersville, Ga.	W	7-0
2/19/06	Panthersville, Ga.	W	8-0 (5)
2/7/25	Atlanta, Ga.	L	3-6
2/8/25	Atlanta, Ga.	W	2-1

### SERIES

Home: 1-1, Away: 0-0, Neutral: 4-1

## EASTERN MICHIGAN

### GT LEADS 4-3

DATE	LOCATION	W/L	SCORE
2/19/94	Columbia, S.C.	L	2-9
2/20/94	Columbia, S.C.	L	1-7
3/1/96	Greenville, N.C.	L	1-3
3/2/01	Atlanta, Ga.	W	3-0
3/6/01	Atlanta, Ga.	W	8-0 (6)
3/6/01	Atlanta, Ga.	W	3-2
2/8/13	Atlanta, Ga.	W	12-0

### SERIES

Home: 4-0, Away: 0-0, Neutral: 0-3

## ELON

### GT LEADS 2-1

DATE	LOCATION	W/L	SCORE
3/13/99	Atlanta, Ga.	W	4-3 (8)
2/18/00	Raleigh, N.C.	W	6-3
3/4/12	Woodstock, Ga.	L	3-6

### SERIES

Home: 1-0, Away: 0-0, Neutral: 1-1

## EVANSVILLE

### GT LEADS 5-2

DATE	LOCATION	W/L	SCORE
3/27/97	Atlanta, Ga.	W	3-2 (9)
3/27/97	Atlanta, Ga.	L	5-8
3/7/99	Atlanta, Ga.	L	1-4 (5)
2/19/05	Panthersville, Ga.	W	6-5
2/20/05	Panthersville, Ga.	W	1-0
2/18/07	Kennesaw, Ga.	W	7-5
3/4/11	Woodstock, Ga.	W	18-1 (5)

### SERIES

Home: 1-2, Away: 0-0, Neutral: 4-0

## FAIRFIELD

### SERIES TIED 1-1

DATE	LOCATION	W/L	SCORE
2/23/18	Buies Creek, N.C.	L	3-4
2/24/18	Buies Creek, N.C.	W	13-4 (5)

### SERIES

Home: 0-0, Away: 0-0, Neutral: 1-1

## FIU

### GT TRAILS 0-3

DATE	LOCATION	W/L	SCORE
2/23/02	Boca Raton, Fla.	L	1-2
2/18/11	Miami, Fla.	L	1-9
2/20/11	Miami, Fla.	L	3-4 (6)

### SERIES

Home: 0-0, Away: 0-2, Neutral: 0-1

## FLORIDA

### GT TRAILS 1-7

DATE	LOCATION	W/L	SCORE
2/20/03	Gainesville, Fla.	L	2-9
2/24/07	Columbus, Ga.	L	1-5
5/19/07	Gainesville, Fla.	L	0-8 (5)
5/16/08	Gainesville, Fla.	L	2-7
2/15/09	Gainesville, Fla.	L	1-11 (6)
2/13/10	Clearwater, Fla.	W	3-0
2/23/13	Cathedral City, Calif.	L	3-5
5/21/22	Gainesville, Fla.	L	1-7

### SERIES

Home: 0-0, Away: 0-5, Neutral: 1-2

## FLORIDA A&M

### GT LEADS 7-2

DATE	LOCATION	W/L	SCORE
4/22/91	Atlanta, Ga.	W	9-1
4/22/91	Atlanta, Ga.	W	9-1
3/7/93	Atlanta, Ga.	W	8-1
3/7/93	Atlanta, Ga.	W	6-3
3/25/00	Marietta, Ga.	L	2-4
3/6/05	Marietta, Ga.	W	11-3 (5)
5/19/06	Tuscaloosa, Ala.	W	9-3
5/20/06	Tuscaloosa, Ala.	W	10-7
2/9/18	Gulf Shores, Ala.	L	6-8

### SERIES

Home: 4-0, Away: 0-0, Neutral: 3-2

## FLORIDA ATLANTIC

### GT TRAILS 4-5

DATE	LOCATION	W/L	SCORE
4/6/96	Birmingham, Ala.	W	3-1
3/28/98	Marietta, Ga.	L	2-4 (8)
3/28/98	Marietta, Ga.	L	0-2
2/21/02	Boca Raton, Fla.	L	0-1
2/12/05	Boca Raton, Fla.	W	10-4
2/13/09	Gainesville, Fla.	W	13-2 (5)
2/11/11	Clermont, Fla.	W	3-2
2/7/15	Boca Raton, Fla.	L	0-2
5/16/25	Gainesville, Fla.	L	4-5 (8)

### SERIES

Home: 0-0, Away: 1-2, Neutral: 3-5

## FLORIDA GULF COAST

### GT LEADS 1-0

DATE	LOCATION	W/L	SCORE
2/14/10	Clearwater, Fla.	W	10-5

### SERIES

Home: 0-0, Away: 0-0, Neutral: 1-0

## FLORIDA STATE

### GT TRAILS 26-73

DATE	LOCATION	W/L	SCORE
3/30/90	Birmingham, Ala.	L	0-10 (5)
4/11/92	Chapel Hill, N.C.	L	0-10 (6)
4/17/92	Tallahassee, Fla.	L	0-6
3/6/93	Tallahassee, Fla.	L	0-3
3/6/93	Tallahassee, Fla.	L	0-2
4/16/93	Tallahassee, Fla.	L	0-12

4/17/93	Tallahassee, Fla.	L	0-11
3/6/94	Tallahassee, Fla.	L	1-6
3/6/94	Tallahassee, Fla.	L	1-2
4/9/94	Chapel Hill, N.C.	L	0-11 (6)
4/22/94	Tallahassee, Fla.	L	1-2
2/25/95	Atlanta, Ga.	L	4-9
2/25/95	Atlanta, Ga.	L	1-10
4/21/95	Tallahassee, Fla.	L	1-2
4/21/95	Tallahassee, Fla.	L	2-5
3/23/96	Tallahassee, Fla.	L	0-2
3/23/96	Tallahassee, Fla.	W	3-1
4/19/96	Raleigh, N.C.	L	4-5
3/23/97	Atlanta, Ga.	L	1-5
3/23/97	Atlanta, Ga.	L	5-8
4/5/98	Tallahassee, Fla.	L	2-3
4/5/98	Tallahassee, Fla.	L	1-4
4/3/99	Atlanta, Ga.	L	0-7
4/3/99	Atlanta, Ga.	L	5-8
4/1/00	Tallahassee, Fla.	W	2-1
4/1/00	Tallahassee, Fla.	W	8-2
3/31/01	Atlanta, Ga.	L	0-7
3/31/01	Atlanta, Ga.	W	2-1 (8)
4/13/02	Tallahassee, Fla.	L	3-7
4/13/02	Tallahassee, Fla.	L	2-4
5/11/02	Tallahassee, Fla.	W	2-0
5/17/02	Tallahassee, Fla.	W	2-0
5/19/02	Tallahassee, Fla.	L	2-3 (9)
5/19/02	Tallahassee, Fla.	L	1-6
5/4/03	Atlanta, Ga.	L	0-4
5/4/03	Atlanta, Ga.	L	0-6
5/10/03	Atlanta, Ga.	L	3-5
4/3/04	Tallahassee, Fla.	L	0-4
4/3/04	Tallahassee, Fla.	L	1-2
5/14/04	Tallahassee, Fla.	L	2-3
5/16/04	Tallahassee, Fla.	L	1-3
3/26/05	Atlanta, Ga.	W	2-0
3/26/05	Atlanta, Ga.	W	3-1
3/27/05	Atlanta, Ga.	W	5-0
4/1/06	Tallahassee, Fla.	L	1-9 (5)
4/1/06	Tallahassee, Fla.	W	8-3
4/2/06	Tallahassee, Fla.	L	4-7
5/11/06	Chapel Hill, N.C.	L	1-10 (5)
5/13/06	Chapel Hill, N.C.	W	4-3
5/13/06	Chapel Hill, N.C.	L	4-7
4/7/07	Atlanta, Ga.	L	0-8
4/7/07	Atlanta, Ga.	W	9-1 (6)
4/8/07	Atlanta, Ga.	W	7-6
5/12/07	Tallahassee, Fla.	W	7-3
4/12/08	Tallahassee, Fla.	W	5-2
4/12/08	Tallahassee, Fla.	L	2-10 (5)
4/13/08	Tallahassee, Fla.	W	6-2
3/28/09	Atlanta, Ga.	W	8-3
3/28/09	Atlanta, Ga.	W	3-0
3/29/09	Atlanta, Ga.	L	4-5 (8)
5/10/09	Raleigh, N.C.	W	3-1
4/24/10	Tallahassee, Fla.	W	14-1
4/24/10	Tallahassee, Fla.	L	2-6
4/25/10	Tallahassee, Fla.	W	5-2
5/16/10	Blacksburg, Va.	W	8-4
5/7/11	Atlanta, Ga.	W	11-3 (5)
5/7/11	Atlanta, Ga.	W	7-2
5/8/11	Atlanta, Ga.	L	4-9
4/15/12	Tallahassee, Fla.	W	5-4
4/15/12	Tallahassee, Fla.	L	6-7
4/16/12	Tallahassee, Fla.	L	3-4
5/11/12	Chapel Hill, N.C.	W	9-1
4/27/13	Atlanta, Ga.	L	4-1 (8)
4/27/13	Atlanta, Ga.	L	1-8 (6)
4/26/14	Tallahassee, Fla.	L	1-5
4/26/14	Tallahassee, Fla.	L	0-4
4/27/14	Tallahassee, Fla.	L	0-3
5/8/14	College Park, Md.	L	5-11
4/25/15	Atlanta, Ga.	L	1-2 (8)
4/25/15	Atlanta, Ga.	L	2-3
4/26/15	Atlanta, Ga.	L	1-8
3/3/17	Tallahassee, Fla.	L	0-4
3/3/17	Tallahassee, Fla.	L	8-13
3/5/17	Tallahassee, Fla.	L	0-8 (5)
3/30/18	Atlanta, Ga.	L	2-13 (5)
3/31/18	Atlanta, Ga.	L	2-4
4/1/18	Atlanta, Ga.	L	3-11 (6)
5/9/19	Tallahassee, Fla.	L	0-7

# SERIES HISTORY

2/18/21	Atlanta, Ga.	L	1-8
2/18/21	Atlanta, Ga.	L	3-7
2/19/21	Atlanta, Ga.	L	4-5
3/11/22	Atlanta, Ga.	L	1-4
3/11/22	Atlanta, Ga.	L	2-6 (12)
3/13/22	Atlanta, Ga.	L	2-3
3/31/23	Tallahassee, Fla.	L	4-6
4/1/23	Tallahassee, Fla.	L	0-8 (5)
4/2/23	Tallahassee, Fla.	L	1-9 (6)
5/10/24	Durham, N.C.	L	2-10 (5)
5/8/25	Brighton, Mass.	L	0-8 (6)

## SERIES

Home: 10-27, Away: 12-37, Neutral: 4-9

## FORDHAM

### GT LEADS 5-2

DATE	LOCATION	W/L	SCORE
3/7/99	Atlanta, Ga.	W	12-2 (5)
3/13/10	Atlanta, Ga.	L	1-2 (8)
2/12/11	Clermont, Fla.	W	6-0
2/13/11	Clermont, Fla.	W	3-1
3/1/13	Orlando, Fla.	L	10-11 (9)
3/1/19	Atlanta, Ga.	W	1-0
3/1/19	Atlanta, Ga.	W	4-3

## SERIES

Home: 3-1, Away: 0-0, Neutral: 2-1

## FRESNO STATE

### GT LEADS 1-0

DATE	LOCATION	W/L	SCORE
2/29/04	Columbus, Ga.	W	8-0 (6)

## SERIES

Home: 0-0, Away: 0-0, Neutral: 1-0

## FURMAN

### GT LEADS 26-18

DATE	LOCATION	W/L	SCORE
4/28/87	Greenville, S.C.	L	0-10
4/28/87	Greenville, S.C.	L	3-11
2/18/90	Greenville, S.C.	L	0-4
2/18/90	Greenville, S.C.	L	3-13 (5)
4/6/91	Greenville, S.C.	L	1-7
3/27/92	Birmingham, Ala.	L	0-3
4/22/92	Atlanta, Ga.	W	2-0
4/22/92	Atlanta, Ga.	L	3-4
3/10/93	Greenville, S.C.	L	0-3
3/10/93	Greenville, S.C.	L	2-4
3/10/94	Atlanta, Ga.	W	5-0
3/10/94	Atlanta, Ga.	L	1-2
4/15/95	Chattanooga, Tenn.	L	5-7 (11)
4/10/96	Atlanta, Ga.	L	2-4
4/10/96	Atlanta, Ga.	L	6-7
4/1/97	Greenville, S.C.	W	4-3
4/1/97	Greenville, S.C.	L	2-5
4/15/98	Atlanta, Ga.	W	3-0
4/15/98	Atlanta, Ga.	W	4-3
2/14/99	Greenville, S.C.	L	0-1
2/14/99	Greenville, S.C.	W	8-1
2/23/00	Atlanta, Ga.	L	0-6
2/23/00	Atlanta, Ga.	W	7-1
2/13/01	Greenville, S.C.	W	3-1
2/13/01	Greenville, S.C.	W	2-1 (6)
2/13/02	Atlanta, Ga.	L	0-3
2/13/02	Atlanta, Ga.	W	6-1
2/18/03	Greenville, S.C.	W	4-0
2/18/03	Greenville, S.C.	W	1-0
2/17/04	Atlanta, Ga.	W	8-0 (6)
2/17/04	Atlanta, Ga.	W	2-0
2/16/05	Greenville, S.C.	W	10-0
4/12/06	Atlanta, Ga.	W	6-5
4/12/06	Atlanta, Ga.	W	11-3 (6)
4/4/07	Greenville, S.C.	W	5-0
4/4/07	Greenville, S.C.	W	8-1
3/25/08	Atlanta, Ga.	W	7-0
3/25/08	Atlanta, Ga.	W	9-0 (5)

2/8/09	Greenville, S.C.	L	1-2
2/8/09	Greenville, S.C.	W	9-1
2/15/12	Atlanta, Ga.	W	4-2
2/15/12	Atlanta, Ga.	W	8-2
3/20/19	Greenville, S.C.	W	14-2 (5)
2/22/22	Atlanta, Ga.	W	5-0

## SERIES

Home: 15-6, Away: 11-10, Neutral: 0-2

## GARDNER WEBB

### GT LEADS 9-0

DATE	LOCATION	W/L	SCORE
2/10/02	Atlanta, Ga.	W	5-1
2/10/02	Atlanta, Ga.	W	9-0 (5)
2/7/04	Atlanta, Ga.	W	3-2
2/24/04	Boiling Springs, N.C.	W	4-2
2/24/04	Boiling Springs, N.C.	W	6-3
2/28/06	Atlanta, Ga.	W	2-0
2/28/06	Atlanta, Ga.	W	10-2 (5)
2/20/07	Atlanta, Ga.	W	12-1 (5)
2/20/07	Atlanta, Ga.	W	9-4

## SERIES

Home: 7-0, Away: 2-0, Neutral: 0-0

## GEORGE MASON

### GT LEADS 6-2

DATE	LOCATION	W/L	SCORE
3/12/89	Atlanta, Ga.	W	4-2
3/12/89	Atlanta, Ga.	L	1-2
3/11/90	Atlanta, Ga.	W	4-3 (8)
3/11/90	Atlanta, Ga.	L	1-4
3/11/91	Atlanta, Ga.	W	5-3
3/11/91	Atlanta, Ga.	W	5-2
4/15/95	Chattanooga, Tenn.	W	8-1
3/1/96	Greenville, N.C.	W	11-3

## SERIES

Home: 4-2, Away: 0-0, Neutral: 2-0

## GEORGETOWN

### GT LEADS 1-0

DATE	LOCATION	W/L	SCORE
2/17/07	Kennesaw, Ga.	W	17-0 (5)

## SERIES

Home: 0-0, Away: 0-0, Neutral: 1-0

## GEORGIA

### GT TRAILS 11-36

DATE	LOCATION	W/L	SCORE
3/2/97	Atlanta, Ga.	L	2-8
4/21/98	Atlanta, Ga.	L	0-2
4/14/99	Athens, Ga.	L	2-3 (8)
4/28/99	Atlanta, Ga.	L	0-10 (5)
3/2/01	Atlanta, Ga.	L	1-7
3/2/01	Atlanta, Ga.	W	6-5
4/11/01	Athens, Ga.	L	4-5
4/11/01	Athens, Ga.	L	2-3
4/28/02	Atlanta, Ga.	L	0-1
4/28/02	Atlanta, Ga.	W	2-1
4/2/03	Athens, Ga.	L	0-6
4/2/03	Athens, Ga.	L	0-1
3/31/04	Atlanta, Ga.	L	1-3
5/21/04	Athens, Ga.	W	3-2
5/22/04	Athens, Ga.	L	1-9 (6)
4/19/05	Athens, Ga.	W	4-3
5/21/05	Athens, Ga.	L	1-8
5/22/05	Athens, Ga.	L	1-2
3/29/06	Atlanta, Ga.	W	6-4
3/29/06	Atlanta, Ga.	L	7-15
3/28/07	Athens, Ga.	W	5-4
3/28/07	Athens, Ga.	W	4-1
4/9/08	Atlanta, Ga.	W	6-4

4/9/08	Atlanta, Ga.	W	4-3
4/8/09	Athens, Ga.	L	5-7
4/7/10	Atlanta, Ga.	L	4-5
4/21/10	Athens, Ga.	L	3-6
3/30/11	Athens, Ga.	L	2-10 (5)
4/13/11	Atlanta, Ga.	L	8-10
3/14/12	Atlanta, Ga.	W	2-0
3/13/13	Atlanta, Ga.	L	1-14
4/3/13	Athens, Ga.	L	1-20 (5)
4/2/14	Athens, Ga.	L	7-9
4/16/14	Atlanta, Ga.	L	1-15 (5)
3/18/15	Atlanta, Ga.	L	0-14 (5)
4/8/15	Athens, Ga.	L	0-3
3/29/16	Athens, Ga.	L	0-5
4/13/16	Atlanta, Ga.	L	0-15 (5)
4/12/17	Athens, Ga.	L	2-7
4/4/18	Atlanta, Ga.	L	0-1
3/6/19	Atlanta, Ga.	L	4-16 (6)
4/17/19	Athens, Ga.	L	0-7
2/28/21	Atlanta, Ga.	L	0-11 (5)
3/15/22	Athens, Ga.	W	12-3 (5)
2/28/23	Atlanta, Ga.	L	0-8 (6)
3/13/24	Athens, Ga.	L	3-6
4/22/25	Atlanta, Ga.	L	2-5

## SERIES

Home: 6-18, Away: 5-18, Neutral: 0-0

## GEORGIA COLLEGE

### GT LEADS 5-0

DATE	LOCATION	W/L	SCORE
2/27/91	Atlanta, Ga.	W	6-4
2/27/91	Atlanta, Ga.	W	3-1
3/26/91	Milledgeville, Ga.	W	7-5
3/26/91	Milledgeville, Ga.	W	11-3
4/6/91	Greenville, S.C.	W	4-0

## SERIES

Home: 2-0, Away: 2-0, Neutral: 1-0

## GEORGIA SOUTHERN

### GT LEADS 57-14

DATE	LOCATION	W/L	SCORE
3/7/87	Atlanta, Ga.	L	2-7
3/7/87	Atlanta, Ga.	W	6-4
3/28/88	Statesboro, Ga.	W	5-3
3/28/88	Statesboro, Ga.	L	5-10
4/13/89	Atlanta, Ga.	W	2-0 (10)
4/13/89	Atlanta, Ga.	L	0-4
4/15/91	Statesboro, Ga.	L	1-2
4/15/91	Statesboro, Ga.	W	8-1
4/26/92	Atlanta, Ga.	W	2-0
4/26/92	Atlanta, Ga.	W	4-3
4/21/93	Statesboro, Ga.	W	11-4
4/21/93	Statesboro, Ga.	L	3-6
4/30/94	Atlanta, Ga.	W	8-0 (5)
4/30/94	Atlanta, Ga.	W	4-2
3/24/95	Rock Hill, S.C.	W	4-3 (8)
3/31/95	Marietta, Ga.	W	2-1
4/11/95	Statesboro, Ga.	W	5-1
4/11/95	Statesboro, Ga.	W	5-3
4/23/96	Atlanta, Ga.	W	9-1
4/23/96	Atlanta, Ga.	W	5-4
3/1/97	Atlanta, Ga.	L	4-6 (8)
3/15/97	Statesboro, Ga.	L	1-2
3/15/97	Statesboro, Ga.	W	5-1
2/15/98	Atlanta, Ga.	L	4-5
2/15/98	Atlanta, Ga.	W	9-8
3/29/98	Marietta, Ga.	W	2-0
4/8/98	Atlanta, Ga.	L	1-13 (5)
4/8/98	Atlanta, Ga.	W	4-1
2/10/99	Statesboro, Ga.	L	2-4
2/10/99	Statesboro, Ga.	W	3-2
4/7/99	Atlanta, Ga.	W	5-3
4/7/99	Atlanta, Ga.	W	6-5
2/12/00	Statesboro, Ga.	W	7-1 (9)
2/12/00	Statesboro, Ga.	W	10-8
4/5/00	Atlanta, Ga.	W	2-1

4/5/00	Atlanta, Ga.	W	4-0
2/10/01	Statesboro, Ga.	L	1-9 (5)
2/10/01	Statesboro, Ga.	W	2-1
4/4/01	Atlanta, Ga.	L	2-4
4/4/01	Atlanta, Ga.	W	2-1 (10)
2/16/02	Statesboro, Ga.	W	1-0 (9)
2/16/02	Statesboro, Ga.	W	6-0
4/3/02	Atlanta, Ga.	W	7-3
4/3/02	Atlanta, Ga.	W	4-0
2/16/03	Atlanta, Ga.	W	7-2
4/21/03	Statesboro, Ga.	W	4-2
4/21/03	Statesboro, Ga.	W	6-1
3/3/04	Atlanta, Ga.	L	1-3
3/3/04	Atlanta, Ga.	W	6-0
4/21/04	Statesboro, Ga.	W	1-0
4/21/04	Statesboro, Ga.	W	1-0
2/9/05	Statesboro, Ga.	W	6-1
4/27/05	Atlanta, Ga.	W	2-0
4/11/06	Atlanta, Ga.	W	8-0 (5)
4/26/06	Statesboro, Ga.	W	3-2
4/26/06	Statesboro, Ga.	W	3-0
2/10/07	Atlanta, Ga.	W	7-2
2/10/07	Atlanta, Ga.	W	8-0 (6)
4/16/08	Statesboro, Ga.	W	5-0
4/16/08	Statesboro, Ga.	W	10-4
3/24/09	Atlanta, Ga.	W	9-1 (6)
3/24/09	Atlanta, Ga.	L	5-6
4/13/10	Atlanta, Ga.	W	14-2 (5)
4/13/10	Atlanta, Ga.	W	5-4
3/15/11	Atlanta, Ga.	W	13-0 (5)
3/15/11	Atlanta, Ga.	W	10-0 (5)
4/10/12	Atlanta, Ga.	W	1-0
4/10/12	Atlanta, Ga.	W	5-1
4/19/17	Atlanta, Ga.	W	12-4 (6)
3/14/23	Atlanta, Ga.	W	11-3 (5)
4/1/25	Atlanta, Ga.	W	1-0

## SERIES

Home: 33-8, Away: 21-6, Neutral: 3-0

## GEORGIA STATE

### GT LEADS 56-25

DATE	LOCATION	W/L	SCORE
4/16/87	Atlanta, Ga.	L	0-10
4/16/87	Atlanta, Ga.	L	0-11
4/20/88	Decatur, Ga.	L	1-7
4/20/88	Decatur, Ga.	L	1-8
4/18/89	Atlanta, Ga.	L	3-4 (9)
4/18/89	Atlanta, Ga.	W	6-5
4/15/90	Decatur, Ga.	L	1-7
4/15/90	Decatur, Ga.	L	0-1 (9)
3/7/91	Atlanta, Ga.	W	2-1 (8)
3/7/91	Atlanta, Ga.	W	2-1
3/28/92	Birmingham, Ala.	W	4-1
3/28/92	Birmingham, Ala.	W	7-3
4/25/95	Decatur, Ga.	L	2-5
4/25/95	Decatur, Ga.	W	3-2
4/3/93	Marietta, Ga.	L	0-7
4/14/93	Atlanta, Ga.	W	2-1
4/14/93	Atlanta, Ga.	W	2-1
4/20/93	Decatur, Ga.	L	5-6
4/20/93	Decatur, Ga.	W	3-2
4/12/94	Atlanta, Ga.	W	15-2
4/12/94	Atlanta, Ga.	W	5-0
4/5/95	Decatur, Ga.	L	2-6
4/5/95	Decatur, Ga.	L	2-5
4/9/96	Atlanta, Ga.	L	2-3
4/9/96	Atlanta, Ga.	W	3-1
4/5/97	Decatur, Ga.	L	3-4
4/5/97	Decatur, Ga.	W	6-3
3/10/98	Atlanta, Ga.	W	2-1
4/28/98	Atlanta, Ga.	W	6-3
4/25/00	Atlanta, Ga.	L	1-3
4/25/00	Atlanta, Ga.	L	0-2
2/21/01	Decatur, Ga.	W	9-0 (5)
2/21/01	Decatur, Ga.	W	3-1
3/2/01	Atlanta, Ga.	W	10-7
2/20/02	Atlanta, Ga.	W	5-3
2/20/02	Atlanta, Ga.	W	5-2
3/2/03	Gainesville, Fla.	L	2-3
3/2/03	Gainesville, Fla.	W	11-2 (5)

# SERIES HISTORY

3/12/03	Decatur, Ga.	W	5-1
3/12/03	Decatur, Ga.	W	7-3
2/21/04	Panthersville, Ga.	W	6-0
2/22/04	Panthersville, Ga.	W	8-0 (5)
4/7/04	Atlanta, Ga.	W	3-0
4/7/04	Atlanta, Ga.	W	8-0 (6)
2/20/05	Panthersville, Ga.	W	3-1
4/20/05	Panthersville, Ga.	W	7-0
2/18/06	Panthersville, Ga.	W	12-4 (5)
2/19/06	Panthersville, Ga.	W	9-4
4/25/07	Panthersville, Ga.	W	6-2
4/25/07	Panthersville, Ga.	W	4-1
2/9/08	Panthersville, Ga.	L	3-11 (6)
4/23/08	Atlanta, Ga.	W	9-1 (5)
4/23/08	Atlanta, Ga.	W	4-1
2/7/09	Panthersville, Ga.	W	8-1
2/7/09	Panthersville, Ga.	W	7-1
3/26/09	Atlanta, Ga.	W	8-0 (5)
3/26/09	Atlanta, Ga.	W	6-0
3/9/10	Panthersville, Ga.	W	7-3
3/14/10	Atlanta, Ga.	W	7-1
3/1/11	Panthersville, Ga.	W	3-0
3/13/11	Atlanta, Ga.	W	1-0
2/29/12	Panthersville, Ga.	L	1-2
4/11/12	Atlanta, Ga.	W	3-2
2/23/14	Atlanta, Ga.	W	5-1
4/8/14	Atlanta, Ga.	L	5-10
3/24/15	Panthersville, Ga.	L	6-7
2/17/16	Panthersville, Ga.	L	2-3 (12)
4/6/16	Atlanta, Ga.	W	4-3
2/15/17	Panthersville, Ga.	W	8-3
3/29/17	Atlanta, Ga.	L	5-9
2/14/18	Panthersville, Ga.	L	2-5
3/28/18	Atlanta, Ga.	L	2-3
2/13/19	Atlanta, Ga.	W	8-3
4/3/19	Panthersville, Ga.	W	12-6
2/14/21	Atlanta, Ga.	W	8-0 (5)
2/23/22	Atlanta, Ga.	W	9-1 (5)
4/20/22	Panthersville, Ga.	W	3-0
2/14/23	Panthersville, Ga.	W	10-1 (5)
4/18/23	Atlanta, Ga.	W	6-1
2/21/24	Atlanta, Ga.	W	9-4
4/16/24	Panthersville, Ga.	W	5-4

## SERIES

Home: 28-9, Away: 25-14, Neutral: 3-2

## GREENSBORO

### GT LEADS 1-0

DATE	LOCATION	W/L	SCORE
3/12/88	Atlanta, Ga.	W	10-5

## SERIES

Home: 1-0, Away: 0-0, Neutral: 0-0

## HARTFORD

### GT TRAILS 0-1

DATE	LOCATION	W/L	SCORE
3/19/16	Tampa, Fla.	L	3-4

## SERIES

Home: 0-0, Away: 0-0, Neutral: 0-1

## HARVARD

### GT LEADS 5-0

DATE	LOCATION	W/L	SCORE
3/27/01	Atlanta, Ga.	W	3-2 (9)
3/27/01	Atlanta, Ga.	W	4-1
3/22/02	Marietta, Ga.	W	5-2
3/26/03	Atlanta, Ga.	W	5-2
3/26/03	Atlanta, Ga.	W	3-2 (8)

## SERIES

Home: 4-0, Away: 0-0, Neutral: 1-0

## HAWAII

### GT LEADS 1-0

DATE	LOCATION	W/L	SCORE
2/20/10	Las Vegas, Nev.	W	11-2 (6)

## SERIES

Home: 0-0, Away: 0-0, Neutral: 1-0

## HIWASSEE

### GT LEADS 2-0

DATE	LOCATION	W/L	SCORE
4/16/90	Atlanta, Ga.	W	7-0
4/16/90	Atlanta, Ga.	W	2-0

## SERIES

Home: 2-0, Away: 0-0, Neutral: 0-0

## HOFSTRA

### GT LEADS 4-2

DATE	LOCATION	W/L	SCORE
2/26/06	Columbus, Ga.	W	3-1
3/11/07	Clearwater, Fla.	L	7-9
2/22/08	Tampa, Fla.	L	0-4
3/1/08	Columbus, Ga.	W	7-2
3/2/19	Atlanta, Ga.	W	8-1
3/2/19	Atlanta, Ga.	W	2-1

## SERIES

Home: 2-0, Away: 0-0, Neutral: 2-2

## HOUSTON

### GT LEADS 2-1

DATE	LOCATION	W/L	SCORE
3/14/07	Atlanta, Ga.	W	2-1
2/23/10	Houston, Texas	W	7-1
2/23/10	Houston, Texas	L	1-2

## SERIES

Home: 1-0, Away: 1-1, Neutral: 0-0

## HUNTINGDON

### GT TRAILS 0-1

DATE	LOCATION	W/L	SCORE
3/5/88	Atlanta, Ga.	L	4-10

## SERIES

Home: 0-1, Away: 0-0, Neutral: 0-0

## ILLINOIS

### GT TRAILS 4-8

DATE	LOCATION	W/L	SCORE
3/23/02	Marietta, Ga.	W	3-0
2/21/03	Gainesville, Fla.	L	2-3 (8)
5/15/03	Tuscaloosa, Ala.	L	3-5
2/18/11	Miami, Fla.	W	5-4
2/24/13	Cathedral City, Calif.	W	1-0
2/10/17	San Juan, Puerto Rico	L	1-10
2/11/17	San Juan, Puerto Rico	L	2-4
2/26/17	Atlanta, Ga.	L	6-10
2/15/19	Atlanta, Ga.	L	10-15 (6)
2/16/19	Atlanta, Ga.	L	3-7
2/18/23	Atlanta, Ga.	W	5-2
2/19/23	Atlanta, Ga.	L	3-4

## SERIES

Home: 1-4, Away: 0-0, Neutral: 3-4

## ILLINOIS - CHICAGO

### GT TRAILS 2-5

DATE	LOCATION	W/L	SCORE
4/15/95	Chattanooga, Tenn.	L	2-7
2/21/97	Raleigh, N.C.	L	2-11 (5)
2/20/98	Chapel Hill, N.C.	L	1-4
2/20/00	Raleigh, N.C.	W	2-1
3/23/01	Marietta, Ga.	L	3-4 (8)

3/11/06	Clearwater, Fla.	W	5-2
3/10/07	Clearwater, Fla.	L	3-4

## SERIES

Home: 0-0, Away: 0-0, Neutral: 2-5

## ILLINOIS STATE

### GT LEADS 1-0

DATE	LOCATION	W/L	SCORE
2/26/12	Clearwater, Fla.	W	6-0

## SERIES

Home: 0-0, Away: 0-0, Neutral: 1-0

## INDIANA

### GT LEADS 6-3

DATE	LOCATION	W/L	SCORE
3/15/00	Atlanta, Ga.	W	10-3
3/15/00	Atlanta, Ga.	L	5-7
3/7/04	Tucson, Ariz.	W	7-0
3/8/07	Clearwater, Fla.	W	16-8 (6)
2/16/13	Atlanta, Ga.	L	1-4
2/17/13	Atlanta, Ga.	L	2-10
2/15/14	Atlanta, Ga.	W	5-1
2/16/18	Atlanta, Ga.	W	4-1
2/18/18	Atlanta, Ga.	W	4-1

## SERIES

Home: 4-3, Away: 0-0, Neutral: 2-0

## INDIANA STATE

### GT TRAILS 0-2

DATE	LOCATION	W/L	SCORE
3/1/97	Atlanta, Ga.	L	0-16 (5)
3/2/07	Woodstock, Ga.	L	1-4

## SERIES

Home: 0-1, Away: 0-0, Neutral: 0-1

## IOWA

### GT LEADS 6-1

DATE	LOCATION	W/L	SCORE
3/8/02	Pleasanton, Calif.	W	2-1
3/4/07	Woodstock, Ga.	W	6-0
2/28/10	Columbus, Ga.	W	9-8 (8)
2/18/17	Atlanta, Ga.	W	3-2
2/19/17	Atlanta, Ga.	W	6-5
2/15/20	Atlanta, Ga.	W	8-0 (5)
2/16/20	Atlanta, Ga.	L	0-5

## SERIES

Home: 3-1, Away: 0-0, Neutral: 3-0

## IOWA STATE

### GT TRAILS 2-4

DATE	LOCATION	W/L	SCORE
2/20/04	Marietta, Ga.	W	11-0 (5)
4/6/19	Ames, Iowa	L	2-5
4/6/19	Ames, Iowa	L	2-7
4/7/19	Ames, Iowa	L	3-6
2/28/20	Atlanta, Ga.	W	3-1
2/28/20	Atlanta, Ga.	L	3-4

## SERIES

Home: 1-1, Away: 0-3, Neutral: 1-0

## JACKSON STATE

### GT LEADS 1-0

DATE	LOCATION	W/L	SCORE
4/8/88	Pensacola, Fla.	W	8-4

## SERIES

Home: 0-0, Away: 0-0, Neutral: 1-0

## JACKSONVILLE

### GT LEADS 1-0

DATE	LOCATION	W/L	SCORE
2/10/19	Jacksonville, Fla.	W	13-8

## SERIES

Home: 0-0, Away: 1-0, Neutral: 0-0

## JACKSONVILLE ST.

### GT LEADS 12-5

DATE	LOCATION	W/L	SCORE
2/26/02	Atlanta, Ga.	W	3-2
2/26/02	Atlanta, Ga.	W	4-3
4/20/02	Jacksonville, Ala.	W	4-2
4/20/02	Jacksonville, Ala.	W	8-3 (8)
3/7/09	Woodstock, Ga.	W	3-0
5/21/09	Atlanta, Ga.	W	5-3
3/4/11	Woodstock, Ga.	W	4-3
3/15/12	Atlanta, Ga.	L	6-13
2/27/13	Jacksonville, Ala.	W	9-7 (9)
3/11/15	Atlanta, Ga.	L	1-2
4/15/15	Jacksonville, Ala.	W	5-3
2/22/17	Atlanta, Ga.	L	1-7
4/24/18	Oxford, Ala.	L	1-2 (9)
3/5/19	Atlanta, Ga.	L	3-4
4/11/23	Jacksonville, Ala.	W	9-6
3/6/24	Atlanta, Ga.	W	8-6
4/8/25	Jacksonville, Ala.	W	6-3

## SERIES

Home: 4-4, Away: 6-1, Neutral: 2-0

## JAMES MADISON

### GT LEADS 1-0

DATE	LOCATION	W/L	SCORE
3/6/10	Woodstock, Ga.	W	11-0 (6)

## SERIES

Home: 0-0, Away: 0-0, Neutral: 1-0

## KANSAS

### GT TRAILS 4-3

DATE	LOCATION	W/L	SCORE
2/20/99	Tampa, Fla.	W	4-2
5/20/05	Athens, Ga.	W	3-1 (9)
5/21/05	Athens, Ga.	W	5-2
3/19/11	Myrtle Beach, S.C.	L	2-3 (8)
2/6/15	Boca Raton, Fla.	L	2-4
4/9/16	Lawrence, Kan.	L	0-10 (5)
4/10/16	Lawrence, Kan.	L	1-12 (5)

## SERIES

Home: 0-0, Away: 0-2, Neutral: 3-2

## KENNESAW STATE

### GT LEADS 27-10

DATE	LOCATION	W/L	SCORE
4/30/92	Atlanta, Ga.	L	0-3
4/30/92	Atlanta, Ga.	L	1-5
2/18/06	Panthersville, Ga.	L	4-5
2/18/07	Kennesaw, Ga.	W	8-2
4/18/07	Atlanta, Ga.	W	5-0
4/18/07	Atlanta, Ga.	W	8-0 (5)
3/12/08	Kennesaw, Ga.	W	8-0 (5)
3/12/08	Kennesaw, Ga.	L	3-6
2/25/09	Kennesaw, Ga.	W	8-0 (6)
4/14/09	Atlanta, Ga.	W	8-6
2/24/10	Atlanta, Ga.	W	8-3
4/14/10	Kennesaw, Ga.	W	7-3
2/23/11	Kennesaw, Ga.	L	1-4
4/6/11	Atlanta, Ga.	W	6-1
3/28/12	Atlanta, Ga.	W	9-1 (5)
4/4/12	Kennesaw, Ga.	W	6-3 (6)
3/27/13	Kennesaw, Ga.	W	17-3 (5)
4/24/13	Atlanta, Ga.	L	8-9



# SERIES HISTORY

3/26/14	Kennesaw, Ga.	L	3-8
4/23/14	Atlanta, Ga.	W	8-0 (5)
4/1/15	Kennesaw, Ga.	W	3-0
4/26/16	Kennesaw, Ga.	W	4-0
4/25/17	Kennesaw, Ga.	W	2-1 (12)
2/28/18	Atlanta, Ga.	W	9-0 (5)
4/11/18	Kennesaw, Ga.	L	0-1 (10)
2/27/19	Atlanta, Ga.	W	6-3
4/10/19	Kennesaw, Ga.	W	7-0
2/26/20	Atlanta, Ga.	W	2-1
2/27/21	Atlanta, Ga.	L	1-4
4/23/21	Kennesaw, Ga.	L	2-5
4/25/21	Atlanta, Ga.	W	3-2
3/2/22	Kennesaw, Ga.	W	5-0
3/30/22	Atlanta, Ga.	W	5-2
2/21/23	Atlanta, Ga.	W	5-3
3/28/23	Kennesaw, Ga.	W	8-0(6)
4/23/24	Atlanta, Ga.	W	10-7
2/25/25	Atlanta, Ga.	W	7-2

## SERIES

Home: 15-4, Away: 12-5, Neutral: 0-1

## KENT STATE

### GT LEADS 3-0

DATE	LOCATION	W/L	SCORE
3/18/05	Orlando, Fla.	W	5-0
2/25/23	Charlotte, N.C.	W	9-8
2/26/23	Charlotte, N.C.	W	7-4

## SERIES

Home: 0-0, Away: 0-0, Neutral: 3-0

## KENTUCKY

### GT TRAILS 3-4

DATE	LOCATION	W/L	SCORE
2/21/98	Chapel Hill, N.C.	W	6-2
2/8/04	Monroe, La.	L	3-5
3/6/10	Woodstock, Ga.	W	6-3
2/21/20	Birmingham Ala.	L	9-10 (8)
2/22/20	Birmingham, Ala.	W	7-1
2/21/25	Atlanta, Ga.	L	0-10 (5)
2/22/25	Atlanta, Ga.	L	6-16

## SERIES

Home: 0-2, Away: 0-0, Neutral: 3-2

## KUTZTOWN

### GT LEADS 1-0

DATE	LOCATION	W/L	SCORE
3/4/89	Pensacola, Fla.	W	3-2

## SERIES

Home: 0-0, Away: 0-0, Neutral: 1-0

## LA-LAFAYETTE

### GT TRAILS 2-5

DATE	LOCATION	W/L	SCORE
2/27/93	Lafayette, La.	L	0-9
4/14/95	Chattanooga, Tenn.	L	0-1
3/29/97	Marietta, Ga.	L	1-9 (6)
2/8/04	Monroe, La.	W	4-1
2/27/10	Columbus, Ga.	W	7-1
3/22/12	Lafayette, La.	L	11-12
3/22/12	Lafayette, La.	L	2-10 (5)

\*Known as Southwestern Louisiana, 1960-1999.

## SERIES

Home: 0-0, Away: 0-3, Neutral: 2-2

## LA SALLE

### GT LEADS 1-0

DATE	LOCATION	W/L	SCORE
3/25/18	Buies Creek, N.C.	w	3-2

## SERIES

Home: 0-0, Away: 0-0, Neutral: 1-0

## LANDER COLLEGE

### GT TRAILS 0-2

DATE	LOCATION	W/L	SCORE
3/4/90	Atlanta, Ga.	L	0-2 (10)
3/4/90	Atlanta, Ga.	L	2-6

## SERIES

Home: 0-2, Away: 0-0, Neutral: 0-0

## LEE COLLEGE

### GT TRAILS 0-1

DATE	LOCATION	W/L	SCORE
3/23/89	Pensacola, Fla.	L	1-2

## SERIES

Home: 0-0, Away: 0-0, Neutral: 0-1

## LIBERTY

### GT LEADS 1-0

DATE	LOCATION	W/L	SCORE
3/21/11	Knoxville, Tenn.	W	4-3

## SERIES

Home: 0-0, Away: 0-0, Neutral: 1-0

## LIMESTONE COLLEGE

### SERIES TIED 1-1

DATE	LOCATION	W/L	SCORE
3/25/90	Atlanta, Ga.	W	2-1
3/25/90	Atlanta, Ga.	L	2-7

## SERIES

Home: 1-1, Away: 0-0, Neutral: 0-0

## LIPSCOMB

### GT LEADS 5-2

DATE	LOCATION	W/L	SCORE
2/9/08	Panthersville, Ga.	L	9-11
2/11/08	Panthersville, Ga.	W	2-1
3/18/11	Myrtle Beach, S.C.	W	5-1
3/18/11	Myrtle Beach, S.C.	W	4-3
2/9/18	Gulf Shores, Ala.	L	0-1 (8)

## SERIES

Home: 0-0, Away: 0-0, Neutral: 5-2

## LIU BROOKLYN

### GT LEADS 3-1

DATE	LOCATION	W/L	SCORE
3/2/02	Baton Rouge, La.	W	3-2
3/10/06	Clearwater, Fla.	W	5-2
2/6/15	Boca Raton, Fla.	L	3-4
3/19/16	Tampa, Fla.	W	4-0

## SERIES

Home: 0-0, Away: 0-0, Neutral: 3-1

## LONG BEACH STATE

### GT LEADS 2-0

DATE	LOCATION	W/L	SCORE
3/8/02	Pleasanton, Calif.	W	4-2
2/20/10	Las Vegas, Nev.	W	12-3 (5)

## SERIES

Home: 0-0, Away: 0-0, Neutral: 2-0

## GT LEADS 2-0

DATE	LOCATION	W/L	SCORE
2/11/24	Atlanta, Ga.	W	9-1 (6)
2/11/24	Atlanta, Ga.	W	10-2 (5)

## SERIES

Home: 2-0, Away: 0-0, Neutral: 0-0

## LOUISIANA TECH

### GT TRAILS 1-3

DATE	LOCATION	W/L	SCORE
2/28/94	Atlanta, Ga.	W	6-2
2/28/94	Atlanta, Ga.	L	0-2
4/26/97	Oxford, Miss.	L	6-8
4/6/24	Auburn, Ala.	L	10-13

## SERIES

Home: 1-1, Away: 0-0, Neutral: 0-2

## LOUISIANA MONROE

### GT LEADS 2-0

DATE	LOCATION	W/L	SCORE
2/17/01	Monroe, La.	W	3-2
2/7/04	Monroe, La.	W	9-0 (5)

## SERIES

Home: 10-0, Away: 2-0, Neutral: 0-0

## LOUISVILLE

### GT TRAILS 7-13

DATE	LOCATION	W/L	SCORE
3/2/13	Orlando, Fla.	L	3-6
2/28/15	Atlanta, Ga.	L	1-6
2/28/15	Atlanta, Ga.	L	4-5
3/1/15	Atlanta, Ga.	L	2-15 (6)
3/5/16	Louisville, Ky.	L	3-12 (5)
3/5/16	Louisville, Ky.	W	5-2
3/6/16	Louisville, Ky.	L	4-5
4/19/19	Louisville, Ky.	L	7-11
4/21/19	Louisville, Ky.	L	2-7
4/21/19	Louisville, Ky.	L	10-11 (6)
4/9/21	Atlanta, Ga.	L	5-6
4/9/21	Atlanta, Ga.	W	4-2 (11)
4/10/21	Atlanta, Ga.	L	2-10 (6)
4/11/21	Atlanta, Ga.	W	12-2 (5)
3/18/22	Louisville, Ky.	L	8-11
3/19/22	Louisville, Ky.	W	17-5
3/20/22	Louisville, Ky.	W	2-1
4/12/24	Atlanta, Ga.	W	8-0 (5)
4/13/24	Atlanta, Ga.	L	1-4
4/14/24	Atlanta, Ga.	W	5-3 (9)

## SERIES

Home: 4-6, Away: 3-6, Neutral: 0-1

## LOYOLA-MARYMOUNT

### GT LEADS 1-0

DATE	LOCATION	W/L	SCORE
2/20/09	Cathedral City, Calif.	W	5-0

## SERIES

Home: 0-0, Away: 0-0, Neutral: 1-0

## LSU

### GT TRAILS 0-2

DATE	LOCATION	W/L	SCORE
2/20/12	Baton Rouge, La.	L	1-2
2/15/24	Clearwater, Fla.	L	8-12

## SERIES

Home: 0-0, Away: 0-1, Neutral: 0-1

## MAINE

## GT LEADS 1-0

DATE	LOCATION	W/L	SCORE
3/31/95	Marietta, Ga.	W	8-0 (5)

## SERIES

Home: 0-0, Away: 0-0, Neutral: 1-0

## MANCHESTER

### GT TRAILS 0-1

DATE	LOCATION	W/L	SCORE
3/23/89	Pensacola, Fla.	L	0-6

## SERIES

Home: 0-0, Away: 0-0, Neutral: 0-1

## MANHATTAN

### GT LEADS 1-0

DATE	LOCATION	W/L	SCORE
3/1/03	Panthersville, Ga.	W	7-0

## SERIES

Home: 0-0, Away: 0-0, Neutral: 1-0

## MARSHALL

### GT LEADS 5-0

DATE	LOCATION	W/L	SCORE
3/26/94	Rock Hill, S.C.	W	9-0 (5)
2/22/97	Raleigh, N.C.	W	1-0
3/24/00	Marietta, Ga.	W	4-2
3/3/06	Marietta, Ga.	W	12-6
2/15/13	Atlanta, Ga.	W	7-6

## SERIES

Home: 1-0, Away: 0-0, Neutral: 4-0

## MARYLAND

### GT LEADS 40-18

DATE	LOCATION	W/L	SCORE
3/30/95	Atlanta, Ga.	W	4-2
3/30/95	Atlanta, Ga.	W	8-1
3/28/96	Atlanta, Ga.	L	0-2
3/28/96	Atlanta, Ga.	W	1-0
4/13/97	College Park, Md.	L	1-2
4/13/97	College Park, Md.	L	0-3
4/19/97	Marietta, Ga.	L	0-9 (6)
3/23/98	Atlanta, Ga.	L	5-7
3/24/98	Atlanta, Ga.	L	0-5
4/24/98	Tallahassee, Fla.	L	0-4
4/9/99	College Park, Md.	L	1-2 (10)
4/10/99	College Park, Md.	L	0-8 (5)
5/15/99	Tallahassee, Fla.	L	0-7
3/21/00	Atlanta, Ga.	L	3-7
3/21/00	Atlanta, Ga.	L	5-9
4/30/00	Tallahassee, Fla.	L	1-2
4/15/01	College Park, Md.	L	0-2
4/15/01	College Park, Md.	W	4-3
5/11/01	Raleigh, N.C.	L	0-1
3/24/02	Marietta, Ga.	W	2-1 (8)
3/27/02	Atlanta, Ga.	W	3-0
3/27/02	Atlanta, Ga.	W	4-0
4/6/02	Chapel Hill, N.C.	W	5-1
5/10/02	Tallahassee, Fla.	W	1-0 (9)
3/22/03	Marietta, Ga.	W	1-0 (9)
4/6/03	College Park, Md.	W	5-1
4/6/03	College Park, Md.	W	1-0 (10)
5/2/04	Atlanta, Ga.	W	10-2 (6)
5/2/04	Atlanta, Ga.	W	1-0
5/15/04	Tallahassee, Fla.	W	6-4
4/29/05	College Park, Md.	W	3-2
4/29/05	College Park, Md.	L	1-2
3/18/06	Atlanta, Ga.	W	4-1
3/18/06	Atlanta, Ga.	W	9-0
3/19/06	Atlanta, Ga.	W	5-1
4/14/07	College Park, Md.	W	7-3
4/14/07	College Park, Md.	W	7-2
5/10/07	Tallahassee, Fla.	W	5-1
4/26/08	Atlanta, Ga.	W	2-0



# SERIES HISTORY

4/26/08	Atlanta, Ga.	W	4-2
4/27/08	Atlanta, Ga.	W	4-3
5/2/09	College Park, Md.	W	9-2
5/2/09	College Park, Md.	W	8-0 (5)
3/27/10	Atlanta, Ga.	W	9-8
3/27/10	Atlanta, Ga.	W	3-1
3/28/10	Atlanta, Ga.	W	1-0
4/2/11	College Park, Md.	W	5-2
4/2/11	College Park, Md.	W	4-3
4/3/11	College Park, Md.	W	2-0
4/7/12	Atlanta, Ga.	W	6-1
4/7/12	Atlanta, Ga.	W	9-6
4/8/12	Atlanta, Ga.	W	5-0
4/13/13	Atlanta, Ga.	L	6-8
4/13/13	Atlanta, Ga.	W	5-4
4/14/13	Atlanta, Ga.	L	5-14 (5)
3/15/14	College Park, Md.	W	7-4
3/15/14	College Park, Md.	W	4-1
3/16/14	College Park, Md.	W	7-6

## SERIES

Home: 20-7, Away: 14-6, Neutral: 6-5

## MARYVILLE

### GT TRAILS 0-2

DATE	LOCATION	W/L	SCORE
4/21/90	Columbus, Ga.	L	1-2
4/21/90	Columbus, Ga.	L	1-2

## SERIES

Home: 0-0, Away: 0-0, Neutral: 0-2

## MASSACHUSETTS

### SERIES TIED 3-3

DATE	LOCATION	W/L	SCORE
5/16/03	Tuscaloosa, Ala.	L	0-2
5/20/04	Athens, Ga.	W	1-0
3/12/06	Clearwater, Fla.	L	1-2
3/24/07	Columbus, Ga.	W	3-0
3/9/07	Clearwater, Fla.	W	5-1
2/25/12	Clearwater, Fla.	L	0-1

## SERIES

Home: 0-0, Away: 0-0, Neutral: 3-3

## MCNEESE STATE

### GT LEADS 1-0

DATE	LOCATION	W/L	SCORE
3/2/02	Baton Rouge, La.	W	2-1 (9)

## SERIES

Home: 0-0, Away: 0-0, Neutral: 1-0

## MERCER

### GT LEADS 57-17

DATE	LOCATION	W/L	SCORE
4/7/87	Macon, Ga.	W	7-3
4/7/87	Macon, Ga.	L	1-2
4/10/87	Pensacola, Fla.	L	6-7
4/30/87	Atlanta, Ga.	W	2-0
4/30/87	Atlanta, Ga.	W	3-2
4/15/88	Columbus, Ga.	L	2-3
4/15/88	Columbus, Ga.	L	0-1
4/26/88	Atlanta, Ga.	L	0-3
4/26/88	Atlanta, Ga.	L	6-12
4/30/88	Atlanta, Ga.	W^	1-0
4/30/88	Atlanta, Ga.	W^	1-0
4/1/89	Macon, Ga.	L	0-3
4/1/89	Macon, Ga.	L	0-2
4/25/89	Atlanta, Ga.	W	4-0
4/25/89	Atlanta, Ga.	W	5-1
3/13/90	Atlanta, Ga.	W	5-4 (11)
3/13/90	Atlanta, Ga.	W	5-1
4/20/90	Columbus, Ga.	W	4-0
4/24/90	Macon, Ga.	L	1-2 (8)
4/24/90	Macon, Ga.	L	1-3

4/9/91	Macon, Ga.	W	2-1
4/13/91	Chapel Hill, N.C.	W	2-1
4/19/91	Columbus, Ga.	W	5-0
4/20/91	Columbus, Ga.	W	2-1
3/11/92	Atlanta, Ga.	W	11-1 (6)
3/11/92	Atlanta, Ga.	W	3-2
4/29/92	Macon, Ga.	W	3-0
4/29/92	Macon, Ga.	W	8-1
2/18/93	Macon, Ga.	W	13-0
2/18/93	Macon, Ga.	W	8-5
4/2/93	Marietta, Ga.	W	18-2
4/6/93	Atlanta, Ga.	W	5-1
4/6/93	Atlanta, Ga.	W	4-3
2/17/94	Macon, Ga.	W	6-0
2/17/94	Macon, Ga.	W	8-1
4/25/94	Atlanta, Ga.	W	6-0
4/25/94	Atlanta, Ga.	W	6-4
2/23/95	Macon, Ga.	W	4-0
2/23/95	Macon, Ga.	W	11-2
4/3/95	Atlanta, Ga.	W	5-0
4/3/95	Atlanta, Ga.	W	8-2
3/7/96	Atlanta, Ga.	W	10-0 (5)
3/7/96	Atlanta, Ga.	W	4-2
4/12/96	Macon, Ga.	W	5-3
4/12/96	Macon, Ga.	W	5-0
4/8/97	Macon, Ga.	L	1-2
4/8/97	Macon, Ga.	L	4-7
2/25/98	Atlanta, Ga.	W	6-5
2/25/98	Atlanta, Ga.	W	6-3
3/3/99	Macon, Ga.	W	10-3
3/3/99	Macon, Ga.	W	10-4
3/27/99	Marietta, Ga.	W	12-2 (5)
4/26/02	Atlanta, Ga.	W	10-2 (6)
4/26/02	Atlanta, Ga.	W	4-0
3/30/03	Macon, Ga.	W	14-0
3/30/03	Macon, Ga.	W	10-1
3/5/05	Marietta, Ga.	W	8-0 (6)
5/7/07	Atlanta, Ga.	W	4-1
3/9/08	Macon, Ga.	L	1-2
3/6/09	Woodstock, Ga.	W	4-1
3/13/10	Atlanta, Ga.	W	8-2
3/14/10	Atlanta, Ga.	W	10-5
2/20/13	Atlanta, Ga.	L	9-10
4/10/13	Macon, Ga.	L	1-9 (5)
3/2/16	Atlanta, Ga.	W	2-1
3/2/16	Atlanta, Ga.	W	4-0
3/13/19	Atlanta, Ga.	W	4-1
3/11/20	Macon, Ga.	W	11-1 (6)
2/15/22	Atlanta, Ga.	W	9-1 (6)
4/4/23	Macon, Ga.	W	11-3
2/28/24	Atlanta, Ga.	W	6-5
3/25/25	Atlanta, Ga.	L	5-8
5/17/25	Gainesville, Fla.	L	3-7

## SERIES

Home: 31-4, Away: 18-9, Neutral: 8-4

## MIAMI (OHIO)

### GT LEADS 4-2

DATE	LOCATION	W/L	SCORE
2/21/99	Greenville, N.C.	W	5-3
2/17/07	Kennesaw, Ga.	W	10-0 (5)
2/15/13	Atlanta, Ga.	W	10-8
2/16/13	Atlanta, Ga.	W	16-4
2/26/21	Atlanta, Ga.	L	6-7
2/26/21	Atlanta, Ga.	L	3-9

## SERIES

Home: 2-2, Away: 0-0, Neutral: 2-0

## MICHIGAN

### GT TRAILS 0-5

DATE	LOCATION	W/L	SCORE
2/28/04	Columbus, Ga.	L	1-3
2/25/05	Columbus, Ga.	L	1-3
3/1/13	Orlando, Fla.	L	1-6
2/13/15	Tallahassee, Fla.	L	0-10 (5)
2/15/15	Tallahassee, Fla.	L	2-10 (5)

## SERIES

Home: 0-0, Away: 0-0, Neutral: 0-5

## MICHIGAN STATE

### SERIES TIED 2-2

DATE	LOCATION	W/L	SCORE
3/9/06	Clearwater, Fla.	L	2-3
3/8/17	Atlanta, Ga.	L	3-7
2/15/19	Atlanta, Ga.	W	11-2 (5)
2/16/19	Atlanta, Ga.	W	10-3

## SERIES

Home: 2-1, Away: 0-0, Neutral: 0-1

## MIDDLE TENNESSEE ST.

### GT LEADS 3-2

DATE	LOCATION	W/L	SCORE
3/4/95	Atlanta, Ga.	L	3-4
3/28/97	Marietta, Ga.	L	0-1 (8)
3/4/07	Woodstock, Ga.	W	8-6
2/15/08	Tuscaloosa, Ala.	W	2-1
2/26/21	Murfreesboro, Tenn.	W	10-1

## SERIES

Home: 0-1, Away: 1-0, Neutral: 2-1

## MINNESOTA

### GT TRAILS 0-4

DATE	LOCATION	W/L	SCORE
2/26/93	Lafayette, La.	L	1-5
3/24/97	Atlanta, Ga.	L	1-5
2/19/00	Raleigh, N.C.	L	0-2
2/16/24	Clearwater, Fla.	L	11-12

## SERIES

Home: 0-0, Away: 0-0, Neutral: 0-4

## MISSISSIPPI

### GT TRAILS 2-4

DATE	LOCATION	W/L	SCORE
4/10/87	Pensacola, Fla.	L	1-3
4/26/97	Oxford, Miss.	L	1-3
2/27/98	Atlanta, Ga.	W	8-3
2/27/98	Atlanta, Ga.	L	0-1
2/28/98	Atlanta, Ga.	L	2-4
3/7/10	Woostock, Ga.	W	1-0

## SERIES

Home: 1-2, Away: 0-1, Neutral: 1-1

## MISSISSIPPI STATE

### GT TRAILS 4-13

DATE	LOCATION	W/L	SCORE
4/21/99	Atlanta, Ga.	L	0-5
4/19/00	Starkville, Miss.	L	2-3
4/19/01	Atlanta, Ga.	L	2-4
4/19/01	Atlanta, Ga.	L	1-4 (10)
4/18/02	Starkville, Miss.	L	4-7
4/18/02	Starkville, Miss.	L	0-3
4/14/03	Atlanta, Ga.	W	9-1 (5)
4/14/03	Atlanta, Ga.	W	5-3
5/8/04	Starkville, Miss.	L	2-10 (6)
5/8/04	Starkville, Miss.	L	0-1
2/25/12	Clearwater, Fla.	L	3-5
2/23/19	Starkville, Miss.	L	2-4
2/24/19	Starkville, Miss.	L	0-9 (5)
2/25/19	Starkville, Miss.	W	6-4
2/19/22	Starkville, Miss.	L	3-11 (6)
2/20/22	Starkville, Miss.	W	4-1
2/16/25	Starkville, Miss.	L	3-11

## SERIES

Home: 2-3, Away: 2-9, Neutral: 0-1

## MISSOURI

### GT TRAILS 1-4

DATE	LOCATION	W/L	SCORE
2/10/06	Atlanta, Ga.	W	11-6
2/10/06	Atlanta, Ga.	L	5-8
2/11/06	Atlanta, Ga.	L	3-9
3/23/13	Columbia, Mo.	L	0-8 (5)
3/23/13	Columbia, Mo.	L	0-16 (5)

## SERIES

Home: 1-2, Away: 0-2, Neutral: 0-0

## MISSOURI BAPTIST

### GT TRAILS 0-1

DATE	LOCATION	W/L	SCORE
3/23/89	Pensacola, Fla.	L	1-6

## SERIES

Home: 0-0, Away: 0-0, Neutral: 0-1

## MISSOURI STATE

### GT LEADS 4-1

DATE	LOCATION	W/L	SCORE
3/28/00	Atlanta, Ga.	W	6-2
2/9/13	Atlanta, Ga.	W	8-7
2/8/14	Atlanta, Ga.	W	3-0
2/8/14	Atlanta, Ga.	L	3-6
2/9/14	Atlanta, Ga.	W	7-1

## SERIES

Home: 4-1, Away: 0-0, Neutral: 0-0

## MOUNT ST. MARY'S

### GT LEADS 3-0

DATE	LOCATION	W/L	SCORE
2/20/15	Atlanta, Ga.	W	10-0 (5)
2/20/15	Atlanta, Ga.	W	12-2 (5)
2/22/15	Atlanta, Ga.	W	2-0

## SERIES

Home: 3-0, Away: 0-0, Neutral: 0-0

## MOREHEAD STATE

### GT LEADS 2-0

DATE	LOCATION	W/L	SCORE
3/14/92	Atlanta, Ga.	W	5-1
3/14/92	Atlanta, Ga.	W	5-2

## SERIES

Home: 2-0, Away: 0-0, Neutral: 0-0

## MORRIS BROWN

### GT LEADS 2-0

DATE	LOCATION	W/L	SCORE
4/8/01	Atlanta, Ga.	W^	7-0
4/8/01	Atlanta, Ga.	W^	7-0

## SERIES

Home: 2-0, Away: 0-0, Neutral: 0-0

## NC CENTRAL

### GT LEADS 2-0

DATE	LOCATION	W/L	SCORE
3/14/16	Atlanta, Ga.	W	3-2
3/15/16	Atlanta, Ga.	W	7-0

## SERIES

Home: 2-0, Away: 0-0, Neutral: 0-0

## NC STATE

### GT LEADS 41-20

DATE	LOCATION	W/L	SCORE
4/17/04	Raleigh, N.C.	W	2-0
4/17/04	Raleigh, N.C.	L	0-2

# SERIES HISTORY

5/14/04	Tallahassee, Fla.	W	2-1
4/9/05	Atlanta, Ga.	W	4-0
4/9/05	Atlanta, Ga.	W	9-2
4/10/05	Atlanta, Ga.	W	2-1
5/12/05	College Park, Md.	W	2-0
3/5/06	Marietta, Ga.	W	7-1
4/8/06	Raleigh, N.C.	L	1-9
4/8/06	Raleigh, N.C.	W	4-3
4/9/06	Raleigh, N.C.	L	3-7
3/24/07	Atlanta, Ga.	W	11-10
3/24/07	Atlanta, Ga.	W	4-1
3/25/07	Atlanta, Ga.	L	6-9
4/5/08	Raleigh, N.C.	L	3-8
4/6/08	Raleigh, N.C.	L	1-6
4/6/08	Raleigh, N.C.	L	6-9
5/8/08	College Park, Md.	L	0-1
4/10/09	Atlanta, Ga.	W	8-0 (5)
4/10/09	Atlanta, Ga.	W	4-1
4/11/09	Atlanta, Ga.	W	5-0
5/1/10	Raleigh, N.C.	W	11-4
5/1/10	Raleigh, N.C.	W	9-2
5/2/10	Raleigh, N.C.	W	8-1
3/26/11	Atlanta, Ga.	W	5-4
3/26/11	Atlanta, Ga.	W	8-4
3/27/11	Atlanta, Ga.	W	14-0 (5)
3/31/12	Raleigh, N.C.	W	6-4
3/31/12	Raleigh, N.C.	W	6-3
4/1/12	Raleigh, N.C.	W	5-2
3/29/13	Atlanta, Ga.	W	7-2
3/29/13	Atlanta, Ga.	W	7-5
3/30/13	Atlanta, Ga.	L	4-12
3/19/14	Raleigh, N.C.	L	4-5
3/19/14	Raleigh, N.C.	L	3-10
3/28/15	Atlanta, Ga.	W	5-3
3/28/15	Atlanta, Ga.	L	1-7
3/29/15	Atlanta, Ga.	L	0-10 (5)
4/30/16	Raleigh, N.C.	L	5-7
4/30/16	Raleigh, N.C.	W	7-3
5/1/16	Raleigh, N.C.	W	5-3
4/7/17	Atlanta, Ga.	W	7-6 (10)
4/8/17	Atlanta, Ga.	L	11-12
4/9/17	Atlanta, Ga.	L	0-3
3/16/18	Atlanta, Ga.	W	3-0
3/17/18	Atlanta, Ga.	L	2-4
3/18/18	Atlanta, Ga.	W	5-0
3/5/21	Raleigh, N.C.	L	4-7
3/6/21	Raleigh, N.C.	L	7-8
3/6/21	Raleigh, N.C.	W	12-10
3/7/21	Raleigh, N.C.	L	2-5
4/15/22	Atlanta, Ga.	W	3-0
4/15/22	Atlanta, Ga.	W	9-1 (6)
4/16/22	Atlanta, Ga.	W	5-1
5/11/22	Pittsburgh, Pa.	W	4-2
3/8/24	Raleigh, N.C.	W	4-1 (11)
3/8/24	Raleigh, N.C.	W	8-1
3/10/24	Raleigh, N.C.	W	10-2 (5)
3/7/25	Atlanta, Ga.	W	2-1
3/8/25	Atlanta, Ga.	W	5-4
3/9/25	Atlanta, Ga.	W	11-3

## SERIES

Home: 23-7, Away: 14-12, Neutral: 4-1

## NEBRASKA

### SERIES TIED 5-5

DATE	LOCATION	W/L	SCORE
2/27/04	Columbus, Ga.	W	1-0
2/26/05	Columbus, Ga.	L	1-9 (5)
2/26/10	Columbus, Ga.	L	0-2
2/12/12	Tempe, Ariz.	W	6-5
2/13/15	Tallahassee, Fla.	W	11-2 (5)
2/14/15	Tallahassee, Fla.	W	10-2 (5)
2/16/18	Atlanta, Ga.	L	5-6
2/17/18	Atlanta, Ga.	L	3-7
2/14/20	Atlanta, Ga.	L	2-4
2/15/20	Atlanta, Ga.	W	7-1

## SERIES

Home: 1-3, Away: 0-0, Neutral: 4-2

## NEW MEXICO

### GT LEADS 2-1

DATE	LOCATION	W/L	SCORE
3/2/07	Woodstock, Ga.	W	11-3 (6)
2/15/08	Tuscaloosa, Ala.	L	0-1
2/16/08	Tuscaloosa, Ala.	W	6-0

## SERIES

Home: 0-0, Away: 0-0, Neutral: 2-1

## NIAGARA

### GT LEADS 2-0

DATE	LOCATION	W/L	SCORE
3/26/99	Marietta, Ga.	W	10-3
3/2/11	Atlanta, Ga.	W	12-3 (5)

## SERIES

Home: 1-0, Away: 0-0, Neutral: 1-0

## NICHOLLS STATE

### GT LEADS 2-3

DATE	LOCATION	W/L	SCORE
4/2/94	Marietta, Ga.	L	1-6
4/1/95	Marietta, Ga.	L	0-7
4/5/96	Birmingham, Ala.	W	5-4 (10)
3/27/98	Marietta, Ga.	W	2-1
3/20/04	Marietta, Ga.	L	1-2

## SERIES

Home: 0-0, Away: 0-0, Neutral: 2-3

## NORTH CAROLINA

### GT TRAILS 41-48

DATE	LOCATION	W/L	SCORE
4/12/91	Chapel Hill, N.C.	L	1-3
4/3/92	Greenville, S.C.	L	0-2
4/4/92	Greenville, S.C.	L	0-6
4/11/92	Chapel Hill, N.C.	W	4-3
4/3/93	Marietta, Ga.	W	3-0
4/11/93	Chapel Hill, N.C.	L	1-9
4/16/93	Tallahassee, Fla.	W	3-2
3/20/94	Atlanta, Ga.	W	9-6
3/20/94	Atlanta, Ga.	W	9-1 (5)
4/22/94	Tallahassee, Fla.	L	0-4
3/21/95	Chapel Hill, N.C.	W	3-2
3/21/95	Chapel Hill, N.C.	W	8-0
3/29/96	Marietta, Ga.	L	1-5
4/25/96	Atlanta, Ga.	L	1-16 (6)
3/8/97	Atlanta, Ga.	W	5-3
3/8/97	Atlanta, Ga.	W	9-2
4/17/97	Marietta, Ga.	L	7-8
4/19/97	Marietta, Ga.	W	3-2 (8)
3/7/98	Chapel Hill, N.C.	L	0-5
3/7/98	Chapel Hill, N.C.	L	0-6
4/24/99	Atlanta, Ga.	L	2-4
4/25/99	Atlanta, Ga.	L	5-7
5/15/99	Tallahassee, Fla.	W	6-2
4/22/00	Chapel Hill, N.C.	L	0-2
4/23/00	Chapel Hill, N.C.	L	1-6
4/21/01	Atlanta, Ga.	L	0-2
4/22/01	Atlanta, Ga.	L	3-5
4/5/02	Chapel Hill, N.C.	W	1-0
4/5/02	Chapel Hill, N.C.	W	5-4
4/6/02	Chapel Hill, N.C.	W	8-5
5/12/02	Tallahassee, Fla.	W	6-2
4/17/03	Atlanta, Ga.	L	1-3
5/9/03	Tallahassee, Fla.	W	3-1
4/18/04	Chapel Hill, N.C.	W	2-1
4/18/04	Chapel Hill, N.C.	L	2-3
5/15/04	Tallahassee, Fla.	W	4-0
3/12/05	Atlanta, Ga.	W	12-2 (5)
3/12/05	Atlanta, Ga.	L	4-8 (8)
3/13/05	Atlanta, Ga.	W	4-0
4/22/06	Chapel Hill, N.C.	L	4-5
4/22/06	Chapel Hill, N.C.	W	1-0 (8)
4/23/06	Chapel Hill, N.C.	L	2-4
3/31/07	Atlanta, Ga.	L	2-4 (12)

3/31/07	Atlanta, Ga.	W	5-4
4/1/07	Atlanta, Ga.	L	4-6
3/29/08	Chapel Hill, N.C.	L	1-3
3/29/08	Chapel Hill, N.C.	L	2-6
4/25/09	Atlanta, Ga.	W	6-0
4/25/09	Atlanta, Ga.	W	3-2 (8)
4/26/09	Atlanta, Ga.	W	3-2
3/20/10	Chapel Hill, N.C.	W	16-1 (5)
3/20/10	Atlanta, Ga.	L	3-8
3/21/10	Atlanta, Ga.	W	5-0
5/15/10	Blacksburg, Va.	W	8-0 (5)
4/16/11	Atlanta, Ga.	W	6-4
4/16/11	Atlanta, Ga.	W	7-5
4/17/11	Atlanta, Ga.	W	3-2
4/21/12	Chapel Hill, N.C.	L	2-3
4/21/12	Chapel Hill, N.C.	L	4-6
4/21/13	Chapel Hill, N.C.	L	1-7
4/21/13	Chapel Hill, N.C.	W	8-5
4/22/13	Chapel Hill, N.C.	L	6-11
5/9/13	Tallahassee, Fla.	L	2-6
4/12/14	Atlanta, Ga.	W	6-2
4/12/14	Atlanta, Ga.	W	9-6
4/13/14	Atlanta, Ga.	L	6-15
4/11/15	Chapel Hill, N.C.	L	12-1 (5)
4/11/15	Chapel Hill, N.C.	L	0-1
4/12/15	Chapel Hill, N.C.	L	0-5
5/7/16	Atlanta, Ga.	L	0-7
5/8/16	Atlanta, Ga.	L	3-8
5/8/16	Atlanta, Ga.	L	1-7
2/12/17	San Juan, Puerto Rico	L	3-7
4/20/18	Atlanta, Ga.	L	2-4
4/21/18	Atlanta, Ga.	W	5-2
4/21/18	Atlanta, Ga.	W	6-5
5/10/18	Atlanta, Ga.	L	1-6
3/22/19	Chapel Hill, N.C.	L	1-4
3/23/19	Chapel Hill, N.C.	W	13-5
3/24/19	Chapel Hill, N.C.	W	3-2
4/28/23	Kennesaw, Ga.	L	3-5
4/29/23	Atlanta, Ga.	W	12-5
4/30/23	Atlanta, Ga.	L	0-4
4/22/24	Chapel Hill, N.C.	L	3-9
4/23/24	Chapel Hill, N.C.	W	6-2
4/24/24	Chapel Hill, N.C.	L	2-7
4/12/25	Chapel Hill, N.C.	W	8-2
4/12/25	Chapel Hill, N.C.	L	7-8
4/13/25	Chapel Hill, N.C.	L	3-8

## SERIES

Home: 19-18, Away: 14-23, Neutral: 8-7

## NORTH CAROLINA A&T

### GT LEADS 1-0

DATE	LOCATION	W/L	SCORE
4/7/89	Greensboro, N.C.	W	5-0

## SERIES

Home: 0-0, Away: 1-0, Neutral: 0-0

## NORTH DAKOTA STATE

### GT TRAILS 1-2

DATE	LOCATION	W/L	SCORE
3/25/17	Atlanta, Ga.	L	6-8 (12)
3/25/17	Atlanta, Ga.	W	5-4
3/26/17	Atlanta, Ga.	L	1-2

## SERIES

Home: 1-2, Away: 0-0, Neutral: 0-0

## NORTH FLORIDA

### GT TRAILS 0-2

DATE	LOCATION	W/L	SCORE
3/22/17	Jacksonville, Fla.	L	3-5
3/22/17	Jacksonville, Fla.	L	0-8 (6)

## SERIES

Home: 0-0, Away: 0-2, Neutral: 0-0

## NORTH TEXAS

### GT Trails 1-3

DATE	LOCATION	W/L	SCORE
4/9/16	Lawrence, Kan.	W	8-4
4/10/16	Lawrence, Kan.	L	2-10 (5)
2/12/23	Atlanta, Ga.	L	1-3
2/16/25	Starkville, Miss.	L	4-6

## SERIES

Home: 0-1, Away: 0-0, Neutral: 1-2

## NORTHEASTERN ILLINOIS

### GT LEADS 2-0

DATE	LOCATION	W/L	SCORE
3/23/94	Atlanta, Ga.	W	8-0 (5)
3/23/94	Atlanta, Ga.	W	8-0 (5)

## SERIES

Home: 2-0, Away: 0-0, Neutral: 0-0

## NORTHERN ILLINOIS

### GT LEADS 3-0

DATE	LOCATION	W/L	SCORE
3/19/05	Orlando, Fla.	W	4-3
3/20/05	Orlando, Fla.	W	5-3
3/8/07	Tampa, Fla.	W	4-1

## SERIES

Home: 0-0, Away: 0-0, Neutral: 3-0

## NORTHERN IOWA

### GT LEADS 2-0

DATE	LOCATION	W/L	SCORE
3/6/04	Tucson, Ariz.	W	7-0
3/3/23	Atlanta, Ga.	W	12-2 (5)

## SERIES

Home: 1-0, Away: 0-0, Neutral: 1-0

## NORTHWESTERN

### TIED 3-3

DATE	LOCATION	W/L	SCORE
3/24/99	Atlanta, Ga.	L	2-5
2/11/05	Boca Raton, Fla.	W	3-0
2/19/10	Las Vegas, Nev.	W	9-6
2/22/13	Cathedral City, Calif.	L	2-3
3/20/16	Tampa, Fla.	W	3-2
2/17/24	Clearwater, Fla.	L	6-19 (5)

## SERIES

Home: 0-1, Away: 0-0, Neutral: 3-2

## NORTHWESTERN ST.

### GT LEADS 1-0

DATE	LOCATION	W/L	SCORE
3/1/98	Atlanta, Ga.	W	8-7

## SERIES

Home: 1-0, Away: 0-0, Neutral: 0-0

## NOTRE DAME

### GT TRAILS 7-20

DATE	LOCATION	W/L	SCORE
3/27/92	Birmingham, Ala.	L	2-6
2/19/99	Tampa, Fla.	L	4-6
2/29/04	Columbus, Ga.	L	1-2
3/2/13	Orlando, Fla.	L	2-6
3/8/14	Atlanta, Ga.	L	0-3
3/8/14	Atlanta, Ga.	W	7-3
3/9/14	Atlanta, Ga.	L	0-12 (5)
3/21/15	South Bend, Ind.	L	1-6

# SERIES HISTORY

3/21/15	South Bend, Ind.	L	0-13 (5)
3/22/15	South Bend, Ind.	L	0-5
3/11/17	Atlanta, Ga.	W	8-7 (9)
3/11/17	Atlanta, Ga.	W	9-8 (9)
3/12/17	Atlanta, Ga.	L	6-8 (8)
5/3/19	South Bend, Ind.	L	0-16 (5)
5/4/19	South Bend, Ind.	L	0-7
5/5/19	South Bend, Ind.	L	4-6
3/19/21	Atlanta, Ga.	L	3-5
3/20/21	Atlanta, Ga.	W	8-7
3/20/21	Atlanta, Ga.	L	1-9 (5)
3/21/21	Atlanta, Ga.	L	2-6
4/1/22	Notre Dame, Ind.	W	9-8
4/2/22	Notre Dame, Ind.	L	12-13 (9)
4/3/22	Notre Dame, Ind.	L	13-15 (8)
5/10/23	Notre Dame, Ind.	W	8-1
3/15/24	Atlanta, Ga.	W	7-5
3/16/24	Atlanta, Ga.	L	3-6
3/17/24	Atlanta, Ga.	L	5-6

## SERIES

Home: 5-8, Away: 2-8, Neutral: 0-4

## OAKLAND (MICHIGAN)

### GT LEADS 3-1

DATE	LOCATION	W/L	SCORE
2/21/03	Gainesville, Fla.	L	0-1
2/23/03	Gainesville, Fla.	W	3-2 (9)
3/9/05	Atlanta, Ga.	W	7-4
2/27/07	Atlanta, Ga.	W	14-6 (6)

## SERIES

Home: 2-0, Away: 0-0, Neutral: 1-1

## OHIO

### GT LEADS 6-1

DATE	LOCATION	W/L	SCORE
3/27/93	Rock Hill, S.C.	W	2-1
2/21/97	Raleigh, N.C.	L	2-3
2/27/99	Greenville, N.C.	W	5-3 (8)
3/19/04	Marietta, Ga.	W	7-3
3/23/04	Atlanta, Ga.	W	11-3 (6)
3/23/04	Atlanta, Ga.	W	6-0
2/9/20	Atlanta, Ga.	W	5-3

## SERIES

Home: 3-0, Away: 0-0, Neutral: 3-1

## OHIO STATE

### GT TRAILS 0-4

DATE	LOCATION	W/L	SCORE
3/24/02	Marietta, Ga.	L	0-7
3/6/05	Marietta, Ga.	L	3-5
2/19/16	Atlanta, Ga.	L	0-6
2/20/16	Atlanta, Ga.	L	3-4 (8)

## SERIES

Home: 0-2, Away: 0-2, Neutral: 0-0

## OKLAHOMA

### GT LEADS 1-0

DATE	LOCATION	W/L	SCORE
2/17/12	Auburn, Ala.	W	1-0

## SERIES

Home: 0-0, Away: 0-0, Neutral: 1-0

## OKLAHOMA STATE

### GT TRAILS 2-3

DATE	LOCATION	W/L	SCORE
3/31/90	Birmingham, Ala.	L	0-4
3/10/07	Cleawater, Fla.	W	4-3
5/20/11	Knoxville, Tenn.	L	1-2
3/27/25	Atlanta, Ga.	W	6-4
3/28/25	Atlanta, Ga.	L	1-7

## SERIES

Home: 1-1, Away: 0-0, Neutral: 1-2

## OMAHA

### GT LEADS 2-0

DATE	LOCATION	W/L	SCORE
2/24/17	Atlanta, Ga.	W	5-1
2/24/17	Atlanta, Ga.	W	2-1 (8)

## SERIES

Home: 2-0, Away: 0-0, Neutral: 0-0

## OREGON

### GT TRAILS 0-2

DATE	LOCATION	W/L	SCORE
3/7/03	Sunnyvale, Calif.	L	1-2
2/21/09	Cathedral City, Calif.	L	0-3
5/22/10	Atlanta, Ga.	L	2-11 (5)
5/23/10	Atlanta, Ga.	L	3-4 (8)

## SERIES

Home: 0-2, Away: 0-0, Neutral: 0-2

## OREGON STATE

### SERIES TIED 2-2

DATE	LOCATION	W/L	SCORE
3/8/04	Sunnyvale, Calif.	L	1-4
2/22/09	Cathedral City, Calif.	W	6-0
2/10/12	Tempe, Ariz.	W	9-8
2/23/13	Cathedral City, Calif.	L	1-9

## SERIES

Home: 0-0, Away: 0-0, Neutral: 2-2

## PACIFIC

### GT LEADS 1-0

DATE	LOCATION	W/L	SCORE
3/23/18	Northridge, Calif.	W	8-6

## SERIES

Home: 0-0, Away: 0-0, Neutral: 1-0

## PENN STATE

### GT LEADS 7-5

DATE	LOCATION	W/L	SCORE
3/9/01	Tampa, Fla.	L	8-9 (8)
3/8/11	Kennesaw, Ga.	W	2-0
3/12/11	Atlanta, Ga.	W	6-0
2/7/15	Boca Raton, Fla.	L	2-3
2/17/17	Atlanta, Ga.	L	2-3
2/18/17	Atlanta, Ga.	L	3-8
2/29/20	Atlanta, Ga.	W	3-2
2/29/20	Atlanta, Ga.	L	3-5 (10)
2/25/22	Atlanta, Ga.	W	2-0
2/26/22	Atlanta, Ga.	W	6-4
2/25/23	Charlotte, N.C.	W	7-6
3/29/25	Atlanta, Ga.	W	10-0 (5)

## SERIES

Home: 4-3, Away: 0-0, Neutral: 2-2

## PITTSBURGH

### GT LEADS 20-16

DATE	LOCATION	W/L	SCORE
3/11/99	Atlanta, Ga.	W	3-1
3/11/99	Atlanta, Ga.	L	4-6
3/13/99	Atlanta, Ga.	L	2-3 (8)
2/19/11	Miami, Fla.	L	1-2
4/19/14	Pittsburgh, Pa.	L	3-4
4/19/14	Pittsburgh, Pa.	L	1-3
4/20/14	Pittsburgh, Pa.	W	7-1
3/14/15	Atlanta, Ga.	L	2-3
3/14/15	Atlanta, Ga.	W	9-1 (5)
3/15/15	Atlanta, Ga.	L	4-7
4/16/16	Pittsburgh, Pa.	L	3-4 (10)

4/16/16	Pittsburgh, Pa.	W	9-8
4/17/16	Pittsburgh, Pa.	L	4-9
5/6/17	Atlanta, Ga.	W	2-1
5/7/17	Atlanta, Ga.	L	6-7 (9)
5/8/17	Atlanta, Ga.	W	12-2 (5)
4/13/18	Pittsburgh, Pa.	L	2-4
4/13/18	Pittsburgh, Pa.	W	8-6
4/14/18	Pittsburgh, Pa.	L	2-6
4/12/19	Atlanta, Ga.	W	5-2
4/13/19	Atlanta, Ga.	W	6-4
4/13/19	Atlanta, Ga.	W	18-9 (6)
3/12/21	Atlanta, Ga.	W	11-10
3/13/21	Atlanta, Ga.	L	1-6
3/13/21	Atlanta, Ga.	L	8-9
3/14/21	Atlanta, Ga.	W	11-4
4/14/23	Pittsburgh Pa.	L	9-10 (8)
4/15/23	Pittsburgh Pa.	W	13-11 (10)
4/16/23	Pittsburgh Pa.	W	3-0
3/2/24	Atlanta, Ga.	W	14-5 (5)
3/2/24	Atlanta, Ga.	W	10-1 (6)
3/3/24	Atlanta, Ga.	W	8-0 (5)
3/21/25	Pittsburgh, Pa.	L	0-6
3/22/25	Pittsburgh, Pa.	W	7-6
3/23/25	Pittsburgh, Pa.	W	9-0

## SERIES

Home: 13-7, Away: 7-8, Neutral: 0-1

## PRESBYTERIAN

### GT LEADS 1-0

DATE	LOCATION	W/L	SCORE
4/18/18	Atlanta, Ga.	W	5-1

## SERIES

Home: 1-0, Away: 0-0, Neutral: 0-0

## PRINCETON

### GT LEADS 4-0

DATE	LOCATION	W/L	SCORE
3/17/02	Atlanta, Ga.	W	5-4
3/17/02	Atlanta, Ga.	W	7-0
3/16/03	Atlanta, Ga.	W	8-1
3/16/03	Atlanta, Ga.	W	4-0

## SERIES

Home: 4-0, Away: 0-0, Neutral: 0-0

## PROVIDENCE

### SERIES TIED 2-2

DATE	LOCATION	W/L	SCORE
2/19/11	Miami, Fla.	W	7-0
3/20/11	Myrtle Beach, S.C.	W	6-4
2/8/19	Jacksonville, Fla.	L	3-4 (8)
2/9/19	Jacksonville, Fla.	L	3-4

## SERIES

Home: 0-0, Away: 0-0, Neutral: 2-2

## PURDUE

### GT TRAILS 1-3

DATE	LOCATION	W/L	SCORE
3/4/05	Marietta, Ga.	W	2-1
3/6/09	Woodstock, Ga.	L	2-4
2/20/16	Atlanta, Ga.	L	0-3
2/21/16	Atlanta, Ga.	L	3-4

## SERIES

Home: 0-2, Away: 0-0, Neutral: 1-1

## RADFORD

### GT LEADS 11-1

DATE	LOCATION	W/L	SCORE
4/1/94	Marietta, Ga.	W	19-1 (5)
3/2/96	Greenville, N.C.	W	5-2
3/13/97	Atlanta, Ga.	W	8-7
2/21/98	Chapel Hill, N.C.	W	10-1 (5)
3/4/00	Atlanta, Ga.	W	16-1 (5)
3/4/00	Atlanta, Ga.	W	20-3 (5)

3/22/03	Marietta, Ga.	W	5-3
3/5/06	Marietta, Ga.	W	6-4
2/25/17	Atlanta, Ga.	L	0-4
2/25/17	Atlanta, Ga.	W	3-0
2/13/21	Atlanta, Ga.	W	11-0 (5)
2/13/21	Atlanta, Ga.	W	10-0 (5)

## SERIES

Home: 6-1, Away: 0-0, Neutral: 5-0

## RHODE ISLAND

### GT LEADS 1-0

DATE	LOCATION	W/L	SCORE
3/26/99	Marietta, Ga.	W	7-1

## SERIES

Home: 0-0, Away: 0-0, Neutral: 1-0

## RIDER

### GT LEADS 1-0

DATE	LOCATION	W/L	SCORE
3/1/20	Atlanta, Ga.	W	5-1

## SERIES

Home: 1-0, Away: 0-0, Neutral: 0-0

## ROBERT MORRIS

### GT LEADS 1-0

DATE	LOCATION	W/L	SCORE
2/24/24	Atlanta, Ga.	W	9-1 (6)

## SERIES

Home: 1-0, Away: 0-0, Neutral: 0-0

## RUTGERS

### GT LEADS 2-0

DATE	LOCATION	W/L	SCORE
2/22/02	Boca Raton, Fla.	W	6-1
2/22/02	Boca Raton, Fla.	W	2-1 (9)

## SERIES

Home: 0-0, Away: 0-0, Neutral: 2-0

## SAGINAW VALLEY ST.

### SERIES TIED 1-1

DATE	LOCATION	W/L	SCORE
2/27/92	Atlanta, Ga.	L	0-1
2/27/92	Atlanta, Ga.	W	5-0

## SERIES

Home: 1-1, Away: 0-0, Neutral: 0-0

## SAINT JOSEPH'S

### GT LEADS 4-0

DATE	LOCATION	W/L	SCORE
3/11/04	Atlanta, Ga.	W	9-1 (5)
3/11/04	Atlanta, Ga.	W	6-0
2/11/22	Atlanta, Ga.	W	4-1
2/12/22	Atlanta, Ga.	W	8-5

## SERIES

Home: 4-0, Away: 0-0, Neutral: 0-0

## SAMFORD

### GT LEADS 44-25

DATE	LOCATION	W/L	SCORE
3/3/87	Atlanta, Ga.	L	4-7
3/3/87	Atlanta, Ga.	L	1-2
4/10/87	Pensacola, Fla.	L	7-8
5/1/87	Birmingham, Ala.	L	1-11
5/1/87	Birmingham, Ala.	L	9-10
3/8/88	Birmingham, Ala.	L	3-4
3/8/88	Birmingham, Ala.	W	5-2

## SERIES HISTORY

4/12/88	Atlanta, Ga.	L	9-10
4/12/88	Atlanta, Ga.	L	3-9
4/15/88	Columbus, Ga.	W	8-0
3/28/89	Atlanta, Ga.	W	4-2
3/28/89	Atlanta, Ga.	W	2-0
4/14/89	Columbus, Ga.	W	4-3
4/20/89	Birmingham, Ala.	W^	1-0
4/20/89	Birmingham, Ala.	W^	1-0
3/31/90	Birmingham, Ala.	W	2-1 (8)
4/3/90	Atlanta, Ga.	L	2-3
4/3/90	Atlanta, Ga.	L	0-2
4/17/90	Birmingham, Ala.	L	4-5 (8)
4/17/90	Birmingham, Ala.	W	7-6 (10)
2/16/91	Birmingham, Ala.	W	7-0
2/16/91	Birmingham, Ala.	W	2-1
4/26/91	Atlanta, Ga.	W	4-1
4/26/91	Atlanta, Ga.	W	7-1
3/1/92	Atlanta, Ga.	L	1-4
3/1/92	Atlanta, Ga.	W	6-5 (8)
4/8/92	Birmingham, Ala.	L	2-3 (8)
4/8/92	Birmingham, Ala.	W	5-4 (8)
2/27/93	Lafayette, La.	L	3-4
4/23/93	Atlanta, Ga.	W	5-3
4/23/93	Atlanta, Ga.	W	2-1
4/27/93	Birmingham, Ala.	L	0-1
4/27/93	Birmingham, Ala.	L	2-5
2/24/94	Birmingham, Ala.	W	3-0
2/24/94	Birmingham, Ala.	W	3-0
4/19/94	Atlanta, Ga.	L	0-2
4/19/94	Atlanta, Ga.	W	11-3 (6)
2/21/95	Birmingham, Ala.	L	0-1
2/21/95	Birmingham, Ala.	W	8-0 (6)
4/8/95	Atlanta, Ga.	W	10-2
4/8/95	Atlanta, Ga.	W	7-2
4/14/95	Chattanooga, Tenn.	W	10-2
2/17/96	Birmingham, Ala.	L	0-2
2/17/96	Birmingham, Ala.	W	12-0 (5)
2/28/96	Atlanta, Ga.	W	5-2
2/28/96	Atlanta, Ga.	W	4-3
4/5/96	Birmingham, Ala.	W	13-0 (4)
2/16/97	Birmingham, Ala.	W	7-6 (8)
2/16/97	Birmingham, Ala.	W	14-1 (5)
3/4/97	Atlanta, Ga.	W	15-7
3/4/97	Atlanta, Ga.	W	9-6
2/18/98	Atlanta, Ga.	L	2-3
2/18/98	Atlanta, Ga.	W	6-1
4/9/98	Birmingham, Ala.	W	2-1 (9)
4/9/98	Birmingham, Ala.	L	4-5
3/23/99	Birmingham, Ala.	L	1-4
3/23/99	Birmingham, Ala.	L	2-3
4/13/99	Atlanta, Ga.	W	6-4
4/13/99	Atlanta, Ga.	L	4-7 (8)
3/18/00	Birmingham, Ala.	W	6-4
3/18/00	Birmingham, Ala.	W	4-2 (8)
3/17/01	Atlanta, Ga.	W	3-0
3/17/01	Atlanta, Ga.	W	2-0
4/24/02	Birmingham, Ala.	W	7-1
4/24/02	Birmingham, Ala.	W	6-0
4/29/17	Atlanta, Ga.	W	8-0 (5)
4/29/17	Atlanta, Ga.	W	9-1 (6)
2/22/20	Birmingham, Ala.	W	2-0
2/23/20	Birmingham, Ala.	L	5-6

### SERIES

Home: 20-10, Away: 21-13, Neutral: 3-2

## SAN DIEGO STATE

### GT TRAILS 0-3

DATE	LOCATION	W/L	SCORE
3/21/07	San Diego, Calif.	L	4-5
3/21/07	San Diego, Calif.	L	0-1
2/11/12	Tempe, Ariz.	L	2-3

### SERIES

Home: 0-0, Away: 0-2, Neutral: 0-1

## SAN JOSE STATE

### GT TRAILS 0-1

DATE	LOCATION	W/L	SCORE
3/10/00	San Jose, Calif.	L	3-5

### SERIES

Home: 0-0, Away: 0-1, Neutral: 0-0

## SANTA CLARA

### GT LEADS 2-1

DATE	LOCATION	W/L	SCORE
3/11/00	San Jose, Calif.	W	4-0
3/24/18	Northridge, Calif.	W	11-0 (5)
3/25/18	Northridge, Calif.	L	6-7 (6)

### SERIES

Home: 0-0, Away: 0-0, Neutral: 2-1

## SAVANNAH STATE

### GT LEADS 2-0

DATE	LOCATION	W/L	SCORE
2/21/15	Atlanta, Ga.	W	15-7 (5)
2/21/15	Atlanta, Ga.	W	18-0 (5)

### SERIES

Home: 2-0, Away: 0-0, Neutral: 0-0

## SEMO

### GT TRAILS 1-2

DATE	LOCATION	W/L	SCORE
4/14/95	Chattanooga, Tenn.	L	1-2
3/20/13	Cape Girardeau, Mo.	W	9-4
3/14/17	Atlanta, Ga.	L	1-6

### SERIES

Home: 0-1, Away: 1-0, Neutral: 0-1

## SETON HALL

### GT LEADS 1-0

DATE	LOCATION	W/L	SCORE
3/5/10	Woodstock, Ga.	W	16-0 (5)

### SERIES

Home: 0-0, Away: 0-0, Neutral: 1-0

## SIUE

### GT TRAILS 1-2

DATE	LOCATION	W/L	SCORE
3/8/12	Atlanta, Ga.	W	9-1 (6)
3/19/13	Edwardsville, Ill.	L	1-2
3/19/13	Edwardsville, Ill.	L	0-1

### SERIES

Home: 1-0, Away: 0-2, Neutral: 0-0

## SOUTH ALABAMA

### GT TRAILS 1-2

DATE	LOCATION	W/L	SCORE
2/13/09	Gainesville, Fla.	W	5-2
5/18/12	Tuscaloosa, Ala.	L	3-4
5/19/13	Tuscaloosa, Ala.	L	1-10 (5)

### SERIES

Home: 0-0, Away: 0-0, Neutral: 1-2

## SOUTH CAROLINA

### GT TRAILS 0-23

DATE	LOCATION	W/L	SCORE
2/22/92	Columbia, S.C.	L	2-8
2/22/92	Columbia, S.C.	L	0-1
3/28/92	Birmingham, Ala.	L	0-8
2/20/93	Atlanta, Ga.	L	0-3
2/20/93	Atlanta, Ga.	L	5-6
3/20/93	Columbia, S.C.	L	1-2
3/21/93	Columbia, S.C.	L	0-5
3/26/93	Rock Hill, S.C.	L	0-9
2/19/94	Columbia, S.C.	L	5-6

2/20/94	Columbia, S.C.	L	0-2
4/15/94	Chattanooga, Tenn.	L	0-8 (5)
2/26/95	Atlanta, Ga.	L	0-7
2/26/95	Atlanta, Ga.	L	5-11
2/24/96	Columbia, S.C.	L	0-1
2/24/96	Columbia, S.C.	L	0-10 (5)
4/3/97	Atlanta, Ga.	L	0-3
4/3/97	Atlanta, Ga.	L	2-10 (5)
3/11/98	Atlanta, Ga.	L	0-8 (5)
3/11/98	Atlanta, Ga.	L	3-6
2/18/03	Columbia, S.C.	L	0-8 (5)
2/26/05	Columbus, Ga.	L	0-2 (10)
2/22/08	Tampa, Fla.	L	0-1
2/28/16	Santa Barbara, Calif.	L	1-3

### SERIES

Home: 0-8, Away: 0-9, Neutral: 0-6

## SOUTH DAKOTA ST.

### GT LEADS 1-0

DATE	LOCATION	W/L	SCORE
3/5/06	Marietta, Ga.	W	8-1

### SERIES

Home: 0-0, Away: 0-0, Neutral: 1-0

## SOUTH FLORIDA

### GT TRAILS 3-18

DATE	LOCATION	W/L	SCORE
3/4/94	Tampa, Fla.	L	0-1
3/4/94	Tampa, Fla.	W	8-1
4/16/94	Chattanooga, Tenn.	L	0-2
4/9/95	Atlanta, Ga.	L	1-2
4/9/95	Atlanta, Ga.	L	0-1
3/19/96	Tampa, Fla.	L	0-1
3/19/96	Tampa, Fla.	L	1-3
4/6/97	Atlanta, Ga.	L	0-7
4/6/97	Atlanta, Ga.	L	1-6
4/3/98	Tampa, Fla.	L	0-1 (9)
4/3/98	Tampa, Fla.	L	1-2 (10)
2/19/99	Tampa, Fla.	L	2-10 (6)
5/9/99	Atlanta, Ga.	L	4-8
5/9/99	Atlanta, Ga.	L	2-3
3/8/01	Tampa, Fla.	L	1-3 (8)
3/9/06	Clearwater, Fla.	W	7-6
2/24/08	Tampa, Fla.	L	0-1
5/17/08	Gainesville, Fla.	W	9-2
3/18/16	Tampa, Fla.	L	0-8 (5)

### SERIES

Home: 0-6, Away: 1-9, Neutral: 2-1

## SOUTHEAST LOUISIANA

### GT LEADS 2-1

DATE	LOCATION	W/L	SCORE
2/18/01	Monroe, La.	L	1-3
3/4/12	Woodstock, Ga.	W	8-0 (6)
2/25/19	Starkville, Miss.	W	4-2

### SERIES

Home: 0-0, Away: 0-0, Neutral: 2-1

## SOUTHERN

### GT LEADS 1-0

DATE	LOCATION	W/L	SCORE
5/15/03	Tuscaloosa, Ala.	W	2-1 (9)

### SERIES

Home: 0-0, Away: 0-0, Neutral: 1-0

## SOUTHERN ILLINOIS

### SERIES TIED 4-4

DATE	LOCATION	W/L	SCORE
3/10/97	Atlanta, Ga.	L	2-3 (8)
3/10/97	Atlanta, Ga.	W	5-2
3/9/98	Atlanta, Ga.	L	2-6

2/23/02	Boca Raton, Fla.	L	0-1
2/25/05	Columbus, Ga.	L	1-5
2/18/22	Starkville, Miss.	W	5-2
2/19/22	Starkville, Miss.	W	6-1
2/14/25	Starkville, Miss.	W	12-8

### SERIES

Home: 1-2, Away: 0-0, Neutral: 3-2

## SOUTHERN MISS

### GT TRAILS 3-4

DATE	LOCATION	W/L	SCORE
3/31/90	Birmingham, Ala.	L	3-4
3/10/99	Atlanta, Ga.	L	1-8
3/10/99	Atlanta, Ga.	L	6-12
3/27/99	Marietta, Ga.	L	0-7
4/18/13	Atlanta, Ga.	W	4-0
4/18/13	Atlanta, Ga.	W	7-1
3/4/23	Atlanta, Ga.	W	1-0

### SERIES

Home: 3-2, Away: 0-0, Neutral: 0-2

## SOUTHERN UTAH

### GT LEADS 2-0

DATE	LOCATION	W/L	SCORE
2/26/16	Santa Barbara, Calif.	W	5-1
2/27/16	Santa Barbara, Calif.	W	2-0 (5)

### SERIES

Home: 0-0, Away: 0-0, Neutral: 2-0

## ST. ANDREWS

### GT LEADS 2-0

DATE	LOCATION	W/L	SCORE
3/31/89	Atlanta, Ga.	W	1-0
3/31/89	Atlanta, Ga.	W	1-0

### SERIES

Home: 2-0, Away: 0-0, Neutral: 0-0

## ST. FRANCIS

### GT LEADS 3-0

DATE	LOCATION	W/L	SCORE
3/25/94	Rock Hill, S.C.	W	11-0
4/1/94	Marietta, Ga.	W	13-4 (5)
2/12/23	Atlanta, Ga.	W	7-0

### SERIES

Home: 1-0, Away: 0-0, Neutral: 2-0

## ST. JOHN'S

### GT TRAILS 0-1

DATE	LOCATION	W/L	SCORE
2/23/16	Atlanta, Ga.	L	4-5 (6)

### SERIES

Home: 0-1, Away: 0-0, Neutral: 0-0

## ST. LEO

### GT TRAILS 0-1

DATE	LOCATION	W/L	SCORE
4/8/88	Pensacola, Fla.	L	3-6

### SERIES

Home: 0-0, Away: 0-0, Neutral: 0-1

## ST. LOUIS

### GT LEADS 2-0

DATE	LOCATION	W/L	SCORE
3/1/98	Atlanta, Ga.	W	16-0 (5)
3/5/05	Marietta, Ga.	W	10-0 (5)



# SERIES HISTORY

## SERIES

Home: 1-0, Away: 0-0, Neutral: 1-0

## ST. MARY'S COLLEGE

### SERIES TIED 2-2

DATE	LOCATION	W/L	SCORE
3/9/00	Moraga, Calif.	L	1-7
3/6/02	Moraga, Calif.	W	5-1
3/6/02	Moraga, Calif.	W	3-0
3/6/03	Moraga, Calif.	L	3-6

## SERIES

Home: 0-0, Away: 0-0, Neutral: 2-2

## STANFORD

### GT TRAILS 2-4

DATE	LOCATION	W/L	SCORE
3/10/01	Tampa, Fla.	L	0-9 (6)
5/16/03	Tuscaloosa, Ala.	W	2-1 (9)
2/15/24	Clearwater, Fla.	L	7-15 (6)
2/28/25	Atlanta, Ga.	W	5-4
3/1/25	Atlanta, Ga.	L	12-16
3/2/25	Atlanta, Ga.	L	0-2

## SERIES

Home: 1-2, Away: 0-0, Neutral: 1-2

## STETSON

### SERIES TIED 2-2

DATE	LOCATION	W/L	SCORE
3/21/96	Deland, Fla.	W	5-0
3/21/96	Deland, Fla.	L	0-5
3/24/01	Marietta, Ga.	L	1-2 (8)
3/22/05	Deland, Fla.	W	5-0 (6)

## SERIES

Home: 0-0, Away: 2-1, Neutral: 0-1

## STONY BROOK

### GT LEADS 2-0

DATE	LOCATION	W/L	SCORE
2/21/14	Atlanta, Ga.	W	11-2 (6)
2/23/14	Atlanta, Ga.	W	8-4

## SERIES

Home: 2-0, Away: 0-0, Neutral: 0-0

## SYRACUSE

### GT LEADS 14-8

DATE	LOCATION	W/L	SCORE
3/8/02	Pleasanton, Calif.	W	6-4
3/21/14	Atlanta, Ga.	L	0-1
3/22/14	Atlanta, Ga.	L	4-5
3/22/14	Atlanta, Ga.	W	3-15 (5)
4/2/16	Syracuse, N.Y.	L	7-8 (13)
4/2/16	Syracuse, N.Y.	W	6-4 (8)
3/17/17	Atlanta, Ga.	W	8-7 (10)
3/18/17	Atlanta, Ga.	L	2-6
3/19/17	Atlanta, Ga.	L	5-7 (8)
4/26/19	Atlanta, Ga.	W	5-4
4/27/19	Atlanta, Ga.	W	8-7
4/28/19	Atlanta, Ga.	W	9-1 (5)
5/12/21	Louisville, Ky.	W	6-0
3/25/22	Atlanta, Ga.	W	4-2
3/26/22	Atlanta, Ga.	W	4-2
3/27/22	Atlanta, Ga.	W	2-1 (9)
3/28/24	Syracuse, N.Y.	W	5-1
3/29/24	Syracuse, N.Y.	L	5-6
3/30/24	Syracuse, N.Y.	L	1-7 (6)
4/4/25	Atlanta, Ga.	W	11-5
4/4/25	Atlanta, Ga.	W	4-3
4/5/25	Atlanta, Ga.	L	0-3

## SERIES

Home: 10-5, Away: 2-3, Neutral: 2-0

## TEMPLE

### GT LEADS 1-0

DATE	LOCATION	W/L	SCORE
3/3/13	Orlando, Fla.	W	17-8

## SERIES

Home: 0-0, Away: 0-0, Neutral: 1-0

## TENNESSEE

### GT TRAILS 1-4

DATE	LOCATION	W/L	SCORE
4/6/96	Birmingham, Ala.	W	5-4
4/7/96	Birmingham, Ala.	L	0-5
2/20/99	Tampa, Fla.	L	8-13
5/21/11	Knoxville, Tenn.	L	0-7
2/24/12	Clearwater, Fla.	L	0-9

## SERIES

Home: 0-0, Away: 0-1, Neutral: 1-3

## TENNESSEE STATE

### GT LEADS 4-0

DATE	LOCATION	W/L	SCORE
4/2/94	Marietta, Ga.	W	4-2
2/22/04	Panthersville, Ga.	W	4-0
3/16/16	Atlanta, Ga.	W	6-0
3/16/16	Atlanta, Ga.	W	5-0

## SERIES

Home: 2-0, Away: 0-0, Neutral: 2-0

## TENNESSEE TECH

### GT TRAILS 10-11-1

DATE	LOCATION	W/L	SCORE
4/5/87	Atlanta, Ga.	L	1-9
4/5/87	Atlanta, Ga.	W	6-1
3/3/89	Atlanta, Ga.	L	2-5
3/3/89	Atlanta, Ga.	T	2-2
3/10/90	Atlanta, Ga.	W	2-1
3/10/90	Atlanta, Ga.	L	0-4
4/27/90	Cookeville, Tenn.	L	4-11
4/27/90	Cookeville, Tenn.	L	3-13 (6)
3/7/92	Atlanta, Ga.	W	3-0
3/7/92	Atlanta, Ga.	W	2-1
2/23/93	Cookeville, Tenn.	L	0-4
2/23/93	Cookeville, Tenn.	W	8-4
4/16/94	Chattanooga, Tenn.	L	1-2
3/2/97	Atlanta, Ga.	L	1-7
2/28/98	Atlanta, Ga.	L	0-2
3/25/00	Marietta, Ga.	W	5-4 (8)
3/9/01	Tampa, Fla.	W	4-2
3/22/02	Marietta, Ga.	W	8-2
2/25/07	Columbus, Ga.	W	4-2
3/9/07	Clearwater, Fla.	W	6-0
3/18/08	Cookeville, Tenn.	L	4-5
3/18/08	Cookeville, Tenn.	L	0-8 (5)

## SERIES

Home: 4-5-1, Away: 1-5, Neutral: 5-1

## TEXAS

### GT TRAILS 1-3

DATE	LOCATION	W/L	SCORE
3/22/06	Austin, Texas	L	0-1
3/22/06	Austin, Texas	L	3-5
5/18/07	Gainesville, Fla.	W	3-2
5/19/07	Gainesville, Fla.	L	2-4

## SERIES

Home: 0-0, Away: 0-2, Neutral: 1-1

## TEXAS A&M

## GT TRAILS 2-3

DATE	LOCATION	W/L	SCORE
2/29/08	Columbus, Ga.	L	0-2
3/24/10	College Station, Texas	W	4-0
4/3/15	College Station, Texas	L	0-1
4/4/15	College Station, Texas	W	5-4 (8)
4/4/15	College Station, Texas	L	0-11 (5)

## SERIES

Home: 0-0, Away: 2-2, Neutral: 0-1

## TEXAS TECH

### GT LEADS 1-0

DATE	LOCATION	W/L	SCORE
2/14/09	Gainesville, Fla.	W	8-1

## SERIES

Home: 0-0, Away: 0-0, Neutral: 1-0

## TOLEDO

### GT LEADS 3-0

DATE	LOCATION	W/L	SCORE
3/29/95	Atlanta, Ga.	W	3-2
3/29/95	Atlanta, Ga.	W	8-4
3/7/09	Woodstock, Ga.	W	11-1 (5)

## SERIES

Home: 2-0, Away: 0-0, Neutral: 1-0

## TOWSON

### GT LEADS 2-0

DATE	LOCATION	W/L	SCORE
3/3/96	Greenville, N.C.	W	6-0
2/27/99	Greenville, N.C.	W	3-1

## SERIES

Home: 0-0, Away: 0-0, Neutral: 2-0

## TROY

### GT LEADS 18-15

DATE	LOCATION	W/L	SCORE
4/2/94	Marietta, Ga.	L	3-4
3/4/95	Atlanta, Ga.	L	1-3
4/1/95	Marietta, Ga.	W	3-2
4/6/96	Birmingham, Ala.	W	2-1
4/16/98	Troy, Ala.	W	1-0
4/16/98	Troy, Ala.	L	3-4 (5)
3/7/99	Atlanta, Ga.	L	0-4
4/18/99	Atlanta, Ga.	L	2-5
4/18/99	Atlanta, Ga.	L	0-4
4/13/00	Troy, Ala.	W	2-0
4/14/00	Troy, Ala.	L	4-5
2/24/01	Atlanta, Ga.	L	1-2
2/24/01	Atlanta, Ga.	L	0-4
3/13/02	Troy, Ala.	W	7-3
2/25/03	Troy, Ala.	L	0-7 (6)
2/25/03	Atlanta, Ga.	W	6-5 (9)
2/25/03	Atlanta, Ga.	W	5-0
3/23/03	Marietta, Ga.	L	2-3 (98)
3/29/04	Troy, Ala.	W	4-0
3/29/04	Troy, Ala.	W	10-0
5/9/05	Atlanta, Ga.	W	4-2
5/9/05	Atlanta, Ga.	L	2-8
2/14/07	Atlanta, Ga.	L	2-4
3/5/14	Atlanta, Ga.	W	2-1
3/3/15	Troy, Ala.	L	3-4 (11)
4/20/16	Atlanta, Ga.	W	2-1
3/19/19	Troy, Ala.	W	5-1
4/21/21	Troy, Ala.	W	4-2
4/21/21	Troy, Ala.	L	5-9
4/19/22	Atlanta, Ga.	W	8-1
3/22/23	Troy, Ala.	W	6-0
4/3/24	Atlanta, Ga.	W	14-9
2/19/25	Troy, Ala.	W	8-0

\* Known as Troy State, 1967-2004

## SERIES

Home: 7-8, Away: 9-5, Neutral: 2-2

## TULSA

### SERIES TIED 1-1

DATE	LOCATION	W/L	SCORE
2/22/14	Atlanta, Ga.	L	3-11
2/22/14	Atlanta, Ga.	W	2-1

## SERIES

Home: 1-1, Away: 0-0, Neutral: 0-0

## UAB

### GT LEADS 5-1

DATE	LOCATION	W/L	SCORE
3/2/05	Birmingham, Ala.	W	3-0
4/16/05	Atlanta, Ga.	W	8-4
4/16/05	Atlanta, Ga.	W	9-0 (5)
3/6/11	Woodstock, Ga.	W	8-0
2/7/20	Atlanta, Ga.	L	3-9
4/13/22	Birmingham, Ala.	W	5-3 (8)

## SERIES

Home: 2-1, Away: 2-0, Neutral: 1-0

## UC SANTA BARBARA

### GT TRAILS 0-3

DATE	LOCATION	W/L	SCORE
3/10/00	San Jose, Calif.	L	2-6
2/26/16	Santa Barbara, Calif.	L	4-6
2/27/16	Santa Barbara, Calif.	L	0-4

## SERIES

Home: 0-0, Away: 0-2, Neutral: 0-1

## UMASS - LOWELL

### GT LEADS 1-0

DATE	LOCATION	W/L	SCORE
2/9/19	Jacksonville, Fla.	W	9-8 (8)

## SERIES

Home: 0-0, Away: 0-0, Neutral: 1-0

## UMKC

### GT LEADS 1-0

DATE	LOCATION	W/L	SCORE
3/7/03	Sunnyvale, Calif.	W	3-0

## SERIES

Home: 0-0, Away: 0-0, Neutral: 1-0

## UCF

### GT TRAILS 2-3

DATE	LOCATION	W/L	SCORE
3/19/05	Orlando, Fla.	L	0-1
3/20/05	Orlando, Fla.	W	8-0 (6)
5/18/08	Gainesville, Fla.	L	1-7
2/26/10	Columbus, Ga.	W	1-0
3/23/16	Orlando, Fla.	L	0-1

## SERIES

Home: 0-0, Away: 1-2, Neutral: 1-1

## UNC - ASHEVILLE

### GT LEADS 1-0

DATE	LOCATION	W/L	SCORE
4/12/91	Chapel Hill, N.C.	W	11-1 (6)

## SERIES

Home: 0-0, Away: 0-0, Neutral: 1-0

## UNC - CHARLOTTE

### GT LEADS 20-11-1



DATE	LOCATION	W/L	SCORE
3/15/90	Charlotte, N.C.	L	0-1
3/15/90	Charlotte, N.C.	L	1-2 (10)
4/6/91	Greenville, S.C.	L	4-5
4/27/91	Atlanta, Ga.	W	1-0
4/27/91	Atlanta, Ga.	T	4-4 (8)
3/4/92	Charlotte, N.C.	L	1-4
3/4/92	Charlotte, N.C.	W	3-1
3/20/93	Columbia, S.C.	W	2-1
3/21/93	Columbia, S.C.	W	7-2
3/26/93	Rock Hill, S.C.	W	3-2
4/2/93	Marietta, Ga.	W	5-4
4/9/93	Chapel Hill, N.C.	W	10-3
3/8/94	Charlotte, N.C.	W	13-5
3/8/94	Charlotte, N.C.	W	9-3
4/8/94	Chapel Hill, N.C.	W	11-3 (6)
3/1/95	Atlanta, Ga.	W	5-2
3/1/95	Atlanta, Ga.	W	11-3 (5)
3/25/95	Rock Hill, S.C.	W	11-1 (5)
2/25/96	Charlotte, N.C.	W	8-0 (5)
2/25/96	Charlotte, N.C.	W	12-3
3/6/97	Charlotte, N.C.	L	2-5
3/6/97	Charlotte, N.C.	L	3-4
3/27/98	Marietta, Ga.	W	7-1
4/1/98	Atlanta, Ga.	L	1-4
4/1/98	Atlanta, Ga.	L	1-5
5/1/99	Charlotte, N.C.	L	0-1
5/1/99	Charlotte, N.C.	W	5-1
3/1/08	Columbus, Ga.	L	2-6
4/23/22	Atlanta, Ga.	W	3-2 (10)
4/23/22	Atlanta, Ga.	W	8-2
4/24/22	Atlanta, Ga.	W	7-4
2/26/23	Charlotte, N.C.	L	3-7

**SERIES**

Home: 6-2-1, Away: 6-7 Neutral: 8-2

**UNC - GREENSBORO****GT LEADS 5-2**

DATE	LOCATION	W/L	SCORE
4/10/92	Greensboro, N.C.	W	3-1
4/10/92	Greensboro, N.C.	W	6-4
3/24/95	Rock Hill, S.C.	L	4-5 (8)
2/22/97	Raleigh, N.C.	W	7-1 (6)
2/9/03	Columbia, S.C.	L	0-1
2/23/24	Atlanta, Ga.	W	14-7
2/24/24	Atlanta, Ga.	W	6-2

**SERIES**

Home: 2-0, Away: 2-0, Neutral: 1-2

**UNC - WILMINGTON****GT LEADS 9-2**

DATE	LOCATION	W/L	SCORE
3/5/88	Atlanta, Ga.	W	9-5
3/4/89	Wilmington, N.C.	W	2-1
3/4/89	Wilmington, N.C.	L	5-11
3/5/90	Atlanta, Ga.	W	4-2
3/5/90	Atlanta, Ga.	L	1-2
3/4/91	Atlanta, Ga.	W	3-1
3/4/91	Atlanta, Ga.	W	1-0
4/1/91	Chapel Hill, N.C.	W	8-0
4/11/92	Chapel Hill, N.C.	W	11-1 (6)
4/9/94	Chapel Hill, N.C.	W	9-1
3/31/95	Marietta, Ga.	W	6-1

**SERIES**

Home: 4-1, Away: 1-1, Neutral: 4-0

**UNLV****GT TRAILS 0-1**

DATE	LOCATION	W/L	SCORE
2/20/09	Cathedral City, Calif.	L	3-4

**SERIES**

Home: 0-0, Away: 0-0, Neutral: 0-1

**USC - AIKEN****GT LEADS 7-1**

DATE	LOCATION	W/L	SCORE
2/17/90	Atlanta, Ga.	W	12-0 (5)
2/17/90	Atlanta, Ga.	W	13-8
2/23/91	Atlanta, Ga.	W	4-0
2/23/91	Atlanta, Ga.	W	8-0
3/24/91	Aiken, S.C.	W	4-3
3/24/91	Aiken, S.C.	L	7-9
3/29/92	Atlanta, Ga.	W	1-0
3/29/92	Atlanta, Ga.	W	5-1

**SERIES**

Home: 6-0, Away: 1-1, Neutral: 0-0

**USC - UPSTATE****GT TRAILS 4-6**

DATE	LOCATION	W/L	SCORE
3/27/87	Spartanburg, S.C.	W	6-3
3/27/87	Spartanburg, S.C.	L	8-10
3/26/88	Atlanta, Ga.	L	1-7
3/26/88	Atlanta, Ga.	L	0-14
4/1/88	Spartanburg, S.C.	L	0-1
4/1/88	Spartanburg, S.C.	L	0-5
4/23/89	Atlanta, Ga.	W	3-2 (8)
4/23/89	Atlanta, Ga.	W	12-0
4/20/91	Columbus, Ga.	L	0-2 (9)
4/20/91	Columbus, Ga.	W	4-0

\* Known as USC-Spartanburg, 1975-2004

**SERIES**

Home: 2-2, Away: 1-3, Neutral: 1-1

**UT-MARTIN****GT LEADS 7-1**

DATE	LOCATION	W/L	SCORE
3/29/96	Marietta, Ga.	L	0-1 (9)
3/23/01	Marietta, Ga.	W	3-0
2/10/08	Panthersville, Ga.	W	2-0
3/10/09	Atlanta, Ga.	W	2-1
3/10/09	Atlanta, Ga.	W	7-5
3/3/12	Woodstock, Ga.	W	8-6 (8)
5/19/12	Tuscaloosa, Ala.	W	9-1
2/16/14	Atlanta, Ga.	W	8-5

**SERIES**

Home: 3-0, Away: 0-0, Neutral: 4-1

**UTAH****GT TRAILS 1-3**

DATE	LOCATION	W/L	SCORE
3/25/97	Atlanta, Ga.	L	1-4
3/25/97	Atlanta, Ga.	W	6-4
3/25/98	Atlanta, Ga.	L	0-8 (6)
3/25/98	Atlanta, Ga.	L	4-8

**SERIES**

Home: 1-3, Away: 0-0, Neutral: 0-0

**UTEP****GT LEADS 2-0**

DATE	LOCATION	W/L	SCORE
3/5/04	Tucson, Ariz.	W	7-0
3/4/06	Marietta, Ga.	W	10-1 (5)

**SERIES**

Home: 0-0, Away: 0-0, Neutral: 2-0

**VALDOSTA STATE****GT LEADS 2-0**

DATE	LOCATION	W/L	SCORE
3/9/92	Atlanta, Ga.	W	7-3
3/9/92	Atlanta, Ga.	W	8-7

**SERIES**

Home: 2-0, Away: 0-0, Neutral: 0-0

**VALPARAISO****GT LEADS 3-2**

DATE	LOCATION	W/L	SCORE
3/11/88	Atlanta, Ga.	L	0-1
3/8/89	Atlanta, Ga.	L	2-5
3/8/89	Atlanta, Ga.	W	1-0
3/5/96	Atlanta, Ga.	W	14-4 (5)
3/5/96	Atlanta, Ga.	W	3-2

**SERIES**

Home: 3-2, Away: 0-0, Neutral: 0-0

**VERMONT****GT LEADS 1-0**

DATE	LOCATION	W/L	SCORE
3/9/08	Macon, Ga.	W	5-4 (8)

**SERIES**

Home: 0-0, Away: 0-0, Neutral: 1-0

**VILLANOVA****GT LEADS 3-1**

DATE	LOCATION	W/L	SCORE
2/11/22	Atlanta, Ga.	W	5-2
2/12/22	Atlanta, Ga.	W	11-0 (5)
2/8/24	Atlanta, Ga.	W	3-2
2/9/24	Atlanta, Ga.	L	5-2

**SERIES**

Home: 3-1, Away: 0-0, Neutral: 0-0

**VIRGINIA****GT LEADS 56-45**

DATE	LOCATION	W/L	SCORE
2/25/89	Atlanta, Ga.	L	0-9
2/25/89	Atlanta, Ga.	L	0-4
3/3/90	Atlanta, Ga.	L	0-2 (10)
3/3/90	Atlanta, Ga.	L	0-5
4/17/92	Tallahassee, Fla.	L	3-10
4/25/93	Atlanta, Ga.	L	0-6
4/25/93	Atlanta, Ga.	L	1-10
2/27/94	Atlanta, Ga.	L	0-2 (8)
2/27/94	Atlanta, Ga.	L	0-2
3/22/95	Charlottesville, Va.	W	9-3
3/22/95	Charlottesville, Va.	L	1-2
4/21/95	Tallahassee, Fla.	W	3-1
4/22/95	Tallahassee, Fla.	W	7-4
3/16/96	Atlanta, Ga.	W	5-2
3/16/96	Atlanta, Ga.	W	5-4
4/19/96	Raleigh, N.C.	L	2-3
4/11/97	Charlottesville, Va.	L	0-4
4/11/97	Charlottesville, Va.	L	2-3 (8)
4/18/97	Marietta, Ga.	W	7-2
4/11/98	Atlanta, Ga.	W	5-3
4/11/98	Atlanta, Ga.	W	2-0
4/23/98	Tallahassee, Fla.	L	1-3
4/11/99	Charlottesville, Va.	L	0-2
4/11/99	Charlottesville, Va.	L	4-6
5/14/99	Tallahassee, Fla.	L	0-4
4/15/00	Atlanta, Ga.	L	2-4
4/15/00	Atlanta, Ga.	L	1-4
4/29/00	Tallahassee, Fla.	L	6-7 (9)
4/14/01	Charlottesville, Va.	L	1-2
4/14/01	Charlottesville, Va.	L	0-1 (8)
5/12/01	Raleigh, N.C.	L	2-3
3/9/02	Pleasanton, Calif.	W	6-4 (10)
3/31/02	Atlanta, Ga.	W	5-1
3/31/02	Atlanta, Ga.	W	3-1
4/7/02	Chapel Hill, N.C.	L	0-1
4/7/02	Chapel Hill, N.C.	L	5-10
4/5/03	Charlottesville, Va.	L	1-6
4/5/03	Charlottesville, Va.	W	2-0
5/10/03	Tallahassee, Fla.	L	3-4
4/10/04	Atlanta, Ga.	L	0-2
4/10/04	Atlanta, Ga.	W	2-0

**SERIES**

Home: 23-23, Away: 22-13, Neutral: 11-9

**VIRGINIA TECH****GT TRAILS 28-34**

DATE	LOCATION	W/L	SCORE
3/1/98	Atlanta, Ga.	W	2-1
2/17/99	Atlanta, Ga.	W	5-4
2/17/99	Atlanta, Ga.	L	2-3
3/6/99	Atlanta, Ga.	L	6-10
3/9/03	Sunnyvale, Calif.	W	6-0
2/27/04	Columbus, Ga.	W	6-5
4/23/05	Blacksburg, Va.	L	5-9
4/23/05	Blacksburg, Va.	W	10-3
5/15/05	College Park, Md.	W	1-0
4/29/06	Atlanta, Ga.	L	2-4
4/29/06	Atlanta, Ga.	L	1-4
4/30/06	Atlanta, Ga.	W	3-2
3/17/07	Blacksburg, Va.	L	0-6
3/17/07	Blacksburg, Va.	L	1-3

**SERIES**

Home: 23-23, Away: 22-13, Neutral: 11-9

3/18/07	Blacksburg, Va.	W	21-1 (5)
5/13/07	Tallahassee, Fla.	L	0-2
3/15/08	Atlanta, Ga.	L	2-4
3/15/08	Atlanta, Ga.	L	2-4
3/16/08	Atlanta, Ga.	W	7-3
3/21/09	Blacksburg, Va.	W	13-0 (5)
3/21/09	Blacksburg, Va.	W	8-5 (10)
3/22/09	Blacksburg, Va.	L	2-3
5/9/09	Raleigh, N.C.	W	14-4
4/2/10	Atlanta, Ga.	W	15-1 (5)
4/2/10	Atlanta, Ga.	W	3-1
4/3/10	Atlanta, Ga.	W	9-1 (6)
4/9/11	Blacksburg, Va.	L	2-4
4/10/11	Blacksburg, Va.	W	8-5 (9)
4/10/11	Blacksburg, Va.	W	11-3 (6)
4/28/12	Atlanta, Ga.	W	5-0
4/28/12	Atlanta, Ga.	L	2-5
4/29/12	Atlanta, Ga.	W	5-0
5/12/12	Chapel Hill, N.C.	W	9-1 (5)
4/6/13	Blacksburg, Va.	L	7-2
4/6/13	Blacksburg, Va.	L	2-10 (5)
4/7/13	Blacksburg, Va.	W	10-4
4/5/14	Atlanta, Ga.	L	0-7
4/5/14	Atlanta, Ga.	L	2-5
4/6/14	Atlanta, Ga.	L	5-6
3/25/16	Atlanta, Ga.	L	0-1
3/26/16	Atlanta, Ga.	L	0-5
3/26/16	Atlanta, Ga.	W	1-0
3/31/17	Blacksburg, Va.	L	5-6 (8)
4/1/17	Blacksburg, Va.	L	6-13
4/2/17	Blacksburg, Va.	W	7-3
4/27/18	Atlanta, Ga.	W	3-2
4/28/18	Atlanta, Ga.	L	1-5
4/29/18	Atlanta, Ga.	W	3-0
3/9/19	Blacksburg, Va.	L	1-5
3/10/19	Blacksburg, Va.	W	10-7
3/10/19	Blacksburg, Va.	L	4-5
4/16/21	Blacksburg, Va.	W	6-4
4/17/21	Blacksburg, Va.	L	3-4
4/17/21	Blacksburg, Va.	L	4-10
4/18/21	Blacksburg, Va.	L	0-12 (5)
3/18/23	Atlanta, Ga.	L	4-7
3/18/23	Atlanta, Ga.	L	2-8
3/19/23	Atlanta, Ga.	L	1-5
4/19/24	Blacksburg, Va.	L	4-8
4/20/24	Blacksburg, Va.	L	4-10
4/21/24	Blacksburg, Va.	L	2-11 (5)
5/9/24	Durham, N.C.	W	6-2

**SERIES**

Home: 12-16, Away: 10-17, Neutral: 6-1

**WAGNER****GT LEADS 1-0**

DATE	LOCATION	W/L	SCORE
4/1/94	Marietta, Ga.	W	13-0 (5)

**SERIES**

Home: 0-0, Away: 0-0, Neutral: 1-0

**WASHINGTON****GT TRAILS 0-5**

DATE	LOCATION	W/L	SCORE
5/22/04	Athens, Ga.	L	0-2
5/23/09	Atlanta, Ga.	L	1-7
5/24/09	Atlanta, Ga.	L	0-7
2/7/20	Atlanta, Ga.	L	6-11
2/8/20	Atlanta, Ga.	L	1-2

**SERIES**

Home: 0-4, Away: 0-0, Neutral: 0-1

**WEST FLORIDA****GT TRAILS 0-2**

DATE	LOCATION	W/L	SCORE
4/10/87	Pensacola, Fla.	L	0-5
4/8/88	Pensacola, Fla.	L	1-12

**SERIES**

Home: 0-0, Away: 0-2, Neutral: 0-0

**WEST GEORGIA****GT TRAILS 3-6**

DATE	LOCATION	W/L	SCORE
3/12/87	Atlanta, Ga.	L	3-5
3/12/87	Atlanta, Ga.	L	3-16
4/22/87	Carrollton, Ga.	L	3-8
4/22/87	Carrollton, Ga.	L	2-10
3/30/88	Carrollton, Ga.	W	4-0
3/30/88	Carrollton, Ga.	L	7-8
4/8/88	Pensacola, Fla.	L	5-9
4/19/88	Atlanta, Ga.	W^	1-0
4/19/88	Atlanta, Ga.	W^	1-0

**SERIES**

Home: 2-2, Away: 1-3, Neutral: 0-1

**WESTERN CAROLINA****GT LEADS 8-0**

DATE	LOCATION	W/L	SCORE
4/12/07	Atlanta, Ga.	W	7-1
4/3/08	Atlanta, Ga.	W	4-0
4/3/08	Atlanta, Ga.	W	8-1
3/17/09	Atlanta, Ga.	W	10-1 (5)
3/17/09	Atlanta, Ga.	W	8-0 (5)
3/6/12	Atlanta, Ga.	W	4-2
3/6/12	Atlanta, Ga.	W	9-4
3/3/19	Atlanta, Ga.	W	9-6

**SERIES**

Home: 8-0, Away: 0-0, Neutral: 0-0

**WESTERN KENTUCKY****GT TLEADS 5-1**

DATE	LOCATION	W/L	SCORE
3/20/04	Marietta, Ga.	W	13-0 (5)
3/8/09	Woodstock, Ga.	W	5-0
3/3/12	Woodstock, Ga.	W	5-3
2/14/15	Tallahassee, Fla.	L	1-4
2/8/25	Atlanta, Ga.	W	3-2
2/9/25	W		4-2

**SERIES**

Home: 2-0, Away: 0-0, Neutral: 3-1

**WICHITA STATE****SERIES TIED 1-1**

DATE	LOCATION	W/L	SCORE
3/30/90	Birmingham, Ala.	L	1-9 (5)
3/29/96	Marietta, Ga.	W	9-0 (5)

**SERIES**

Home: 0-0, Away: 0-0, Neutral: 1-1

**WINTHROP****GT LEADS 21-13**

DATE	LOCATION	W/L	SCORE
4/20/87	Rock Hill, S.C.	L	3-10
4/20/87	Rock Hill, S.C.	L	3-13
3/27/88	Atlanta, Ga.	L	0-6
3/27/88	Atlanta, Ga.	L	1-6
4/2/88	Rock Hill, S.C.	L	1-5
4/2/88	Rock Hill, S.C.	L	1-8
3/16/90	Roch Hill, S.C.	L	1-2 (9)
3/16/90	Roch Hill, S.C.	L	1-6
3/18/90	Atlanta, Ga.	W	2-1
3/18/90	Atlanta, Ga.	L	2-5
4/7/91	Atlanta, Ga.	W	4-2
4/7/91	Atlanta, Ga.	L	0-2
3/27/92	Birmingham, Ala.	W	12-2 (5)
4/12/92	Chapel Hill, N.C.	W	4-1
3/9/93	Atlanta, Ga.	W	1-0

3/9/93	Atlanta, Ga.	W	2-1
4/9/93	Chapel Hill, N.C.	W	7-1
4/7/94	Rock Hill, S.C.	W	10-2 (5)
4/7/94	Rock Hill, S.C.	W	10-0 (5)
4/16/94	Chattanooga, Tenn.	W	4-1
3/18/95	Atlanta, Ga.	L	2-5
3/18/95	Atlanta, Ga.	W	5-0
2/26/96	Rock Hill, S.C.	W	3-2
2/26/96	Rock Hill, S.C.	L	1-2
3/12/97	Atlanta, Ga.	W	9-3
3/12/97	Atlanta, Ga.	W	5-0
3/4/05	Marietta, Ga.	W	2-0
3/20/08	Rock Hill, S.C.	L	1-5
3/20/08	Rock Hill, S.C.	W	3-2
3/18/09	Atlanta, Ga.	W	6-4
3/18/09	Atlanta, Ga.	W	7-1
3/22/11	Rock Hill, S.C.	W	12-2
3/22/11	Rock Hill, S.C.	W	10-4
3/2/12	Woodstock, Ga.	W	5-0

**SERIES**

Home: 9-5, Away: 6-8, Neutral: 6-0

**WISCONSIN****GT TRAILS 1-6**

DATE	LOCATION	W/L	SCORE
3/3/96	Greenville, N.C.	L	1-2
3/10/00	San Jose, Calif.	L	4-6
3/11/00	San Jose, Calif.	L	0-8
5/20/22	Gainesville, Fla.	W	2-1
5/22/22	Gainesville, Fla.	L	6-7
2/17/23	Atlanta, Ga.	L	3-6
2/18/23	Atlanta, Ga.	L	1-6

**SERIES**

Home: 0-2, Away: 0-0, Neutral: 1-4

**WISCONSIN-LACROSSE****GT TRAILS 0-1**

DATE	LOCATION	W/L	SCORE
3/24/89	Pensacola, Fla.	L	6-7

**SERIES**

Home: 0-0, Away: 0-0, Neutral: 0-1

**WISCONSIN-SUPERIOR****GT LEADS 1-0**

DATE	LOCATION	W/L	SCORE
3/23/89	Pensacola, Fla.	W	11-2

**SERIES**

Home: 0-0, Away: 0-0, Neutral: 1-0

**WRIGHT STATE****GT LEADS 4-0**

DATE	LOCATION	W/L	SCORE
3/26/98	Atlanta, Ga.	W	5-3
2/18/00	Raleigh, N.C.	W	3-2
3/11/06	Clearwater, Fla.	W	8-0 (5)
2/23/08	Tampa, Fla.	W	5-0

**SERIES**

Home: 1-0, Away: 0-0, Neutral: 3-0

**YOUNGSTOWN STATE****GT LEADS 1-0**

DATE	LOCATION	W/L	SCORE
3/28/97	Marietta, Ga.	W	9-2

**SERIES**

Home: 0-0, Away: 0-0, Neutral: 1-0

## ***RECORDS***

CAREER RECORDS	61
SEASON INDIVIDUAL RECORDS	62
SEASON TEAM RECORDS	63-64
SEASON LEADERS	64-67
TEAM YEAR BY YEAR STATISTICS	68-69
2026 SCHEDULE	70

## CAREER RECORDS

## BATTING

BATTING AVG (MIN 325 AB)	YEARS	AVG.
1. Jen Yee (238 hits-560 at bats)	2007, 2009-10	.425
2. Laura Williams (292-697)	1994-97	.419
3. Kelsi Weseman (237-612)	2009-12	.387
4. Caitlin Lever (226-600)	2005-07	.377
5. Tricia Awald (180-500)	2019-2022	.360

SLUGGING % (MIN 325 AB)	YEARS	PCT.
1. Jen Yee (560 AB)	2007, 2009-10	.814
2. Kelsi Weseman (612 AB)	2009-12	.763
3. Whitney Haller (790 AB)	2006-09	.651
4. Tricia Awald (500 AB)	2019-22	.648
5. Alysha Rudnik (475 AB)	2011-14	.636

ON BASE % (MIN 325 AB)	YEARS	NO.
1. Jen Yee	2007, 2009-10	.552
2. Kelsi Weseman	2009-12	.515
3. Tricia Awald	2019-22	.513
4. Laura Williams	1994-97	.457
5. Christine Sheridan	2005-06	.451

GAMES PLAYED	YEARS	NO.
1. Aileen Morales	2005-08	265
2. Whitney Haller	2006-09	263
Blair Shimandle	2006-09	263
4. Katie Donovan	2002-05	260
5. Savannah Brown	2005-08	255

GAMES STARTED	YEARS	NO.
1. Aileen Morales	2005-08	265
2. Whitney Haller	2006-09	263
3. Blair Shimandle	2006-09	259
4. Katie Donovan	2002-05	255
5. Savannah Brown	2005-08	247

AT BATS	YEARS	NO.
1. Aileen Morales	2005-08	850
2. Whitney Haller	2005-08	790
3. Blair Schmandle	2006-09	747
4. Tara Knudsen	2001-04	711
5. Savannah Brown	2005-08	706

RUNS SCORED	YEARS	NO.
1. Jen Yee	2007, 2009-10	229
2. Aileen Morales	2005-08	216
3. Kelsi Weseman	2009-12	196
4. Whitney Haller	2006-09	185
5. Ashley Thomas	2011-14	179

HITS	YEARS	NO.
1. Laura Williams	1994-97	292
2. Whitney Haller	2006-09	280
3. Aileen Morales	2005-08	261
4. Tara Knudsen	2001-04	242
5. Blair Schmandle	2006-09	239

DOUBLES	YEARS	NO.
1. Kelsi Weseman	2009-12	53
2. Emma Kauf	2020-23	50
3. Tricia Awald	2019-22	47
4. Jen Yee	2007, 2009-10	46
5. Tara Knudsen	2001-04	45

TRIPLES	YEARS	NO.
1. Laura Williams	1994-97	31
2. Stephanie Webb	1993-96	15
3. Stephanie Weitman	1992-95	12
4. Jan Hulsey	1990-93	11
5. Felicia Coursey	2002-03	10
Aileen Morales	2005-08	10

HOME RUNS	YEARS	NO.
1. Whitney Haller	2006-09	61
2. Hope Rush	2010-13	60
3. Kelsi Weseman	2009-12	55
4. Jen Yee	2007, 2009-10	54
5. Tara Knudsen	2001-04	46

RBI	YEARS	NO.
1. Whitney Haller	2006-09	228
2. Kelsi Weseman	2009-12	201
3. Savannah Brown	2005-08	194
4. Hope Rush	2010-13	193
5. Anne Knobbe	1997-00	172

TOTAL BASES	YEARS	NO.
1. Whitney Haller	2006-09	514
2. Kelsi Weseman	2009-12	467
3. Jen Yee	2007, 2009-10	456
4. Tara Knudsen	2001-04	435
5. Laura Williams	1994-97	403

WALKS	YEARS	NO.
1. Jen Yee	2007, 2009-10	151
2. Tricia Awald	2019-22	136
3. Hope Rush	2010-13	124
4. Tara Knudsen	2001-04	119
5. Katie Donovan	2002-05	115

SACRIFICE HITS	YEARS	NO.
1. Heather Sumrow	1997-00	52
2. Lauren Schwartz	1997-00	46
3. Kate Kuzma	2009-12	42
4. Hayley Downs	2011-14	40
5. Kirin Kumar	2002-05	37

STOLEN BASES	YEARS	NO.
1. Aileen Morales	2005-08	154
2. Ashley Thomas	2011-14	113
3. Laura Williams	1994-97	110
4. Christy Jones	2008-11	95
5. Blair Schmandle	2006-09	93

STOLEN BASE ATTEMPTS	YEARS	NO.
1. Aileen Morales	2005-08	173
2. Ashley Thomas	2011-14	134
3. Laura Williams	1994-97	121
4. Christy Jones	2008-11	109
5. Blair Schmandle	2006-09	108

## PITCHING

EARNED RUN AVG. (MIN 300 IP)	YEARS	NO.
1. Jessica Sallinger (1008.2 IP)	2002-05	1.12
2. Misty Reeder (370.0 IP)	1989-91	1.41
3. Kristen Adkins (431.0 IP)	2009-11	1.77
4. Erin Voeltz (671.1 IP)	2001-04	1.81
5. Dina El Sheshai (481.1 IP)	1990-93	1.93

ON BASE AVG. (MIN 300 IP)	YEARS	NO.
1. Jessica Sallinger (1008.2 IP)	2002-05	.150
2. Tiffany Johnson (343.1 IP)	2007-09	.192
3. Erin Voeltz (671.1 IP)	2001-04	.231
4. Kristen Adkins (431.0 IP)	2009-11	.232
5. Whitney Humphreys (581.2 IP)	2005-08	.237

STRIKEOUTS/GAME (MIN 300 IP)	YEARS	NO.
1. Jessica Sallinger	2002-05	9.71
2. Tiffany Johnson	2007-09	7.61
3. Whitney Humphreys	2005-08	5.11
4. Erin Voeltz	2001-04	5.09
5. Sarah Wood	2004-07	4.67

WINS	YEARS	NO.
1. Jessica Sallinger	2002-05	109
2. Hope Rush	2010-13	79
3. Whitney Humphreys	2005-08	69
4. Erin Voeltz	2001-04	58
5. Kristen Adkins	2009-11	52

SAVES	YEARS	NO.
1. Dina El Sheshai	1990-93	17
2. Kinsey Norton	2022-25	11
3. Kristen Adkins	2009-11	7
4. Whitney Haller	2006-09	6
Tiffany Johnson	2007-09	6
Lacey Richardson	2006-07	6
Erin Voeltz	2001-04	6
Whitney Humphreys	2005-08	6
Hope Rush	2010-13	6
Morgan Bruce	2019-21	6
Blake Neleman	2020-present	6

APPEARANCES	YEARS	NO.
1. Jessica Sallinger	2002-05	168
2. Hope Rush	2010-13	139
Whitney Humphreys	2005-08	139
4. Erin Voeltz	2001-04	129
5. Blake Neleman	2020-present	123

GAMES STARTED	YEARS	NO.
1. Jessica Sallinger	2002-05	152
2. Hope Rush	2010-13	117
3. Erin Voeltz	2001-04	99
4. Emily Anderson	2015-18	94
5. Whitney Humphreys	2005-08	91

COMPLETE GAMES	YEARS	NO.
1. Jessica Sallinger	2002-05	123
2. Hope Rush	2010-13	83
3. Erin Voeltz	2001-04	72
4. Emily Anderson	2015-18	65
5. Jamie Smith	1996-97, 1999-00	56

SHUTOUTS	YEARS	NO.
1. Jessica Sallinger	2002-05	52
2. Hope Rush	2010-13	22
3. Erin Voeltz	2001-04	17
4. Whitney Humphreys	2005-08	13
Kristen Adkins	2009-11	13
5. Nikki Johnson	1994	11

INNINGS PITCHED	YEARS	NO.
1. Jessica Sallinger	2002-05	1,008.2
2. Hope Rush	2010-13	752.2
3. Erin Voeltz	2001-04	671.1
4. Emily Anderson	2015-18	618.2
5. Whitney Humphreys	2005-08	581.2

STRIKEOUTS	YEARS	NO.
1. Jessica Sallinger	2002-05	1,398
2. Blake Neleman	2020-present	561
3. Erin Voeltz	2001-04	488
4. Hope Rush	2010-13	471
5. Emily Anderson	2015-18	467

FIELDING % (MIN 400 CHANCES)	YEARS	PCT.
1. Kristine Priebe (726)	2010-11	.992
2. Whitney Haller, 1B (1,687)	2006-09	.990
3. Tasha Waugh, C/1B (814)	2001-04	.990
4. Tricia Awald, 1B (1,107)	2019-22	.989
5. Lynne Borowski, 1B (417)	1992-94	.988

## SEASON INDIVIDUAL RECORDS

## BATTING

## BATTING AVG. (MIN 75 AB) YEAR AVG.

1.	Jen Yee (84 hits -148 at bats)	2010	.568
2.	Laura Williams (87-182)	1997	.478
3.	Caitlin Lever (94-208)	2007	.452
4.	Kelsi Weseman (67-158)	2011	.424
5.	Ashley Thomas	2013	.417

## SLUGGING % (MIN 75 AB) YEAR PCT.

1.	Jen Yee (148 AB)	2010	1.270
2.	Kelsi Weseman (158 AB)	2011	.948
3.	Mallorie Black (166 AB)	2024	.825
4.	Jen Yee (176 AB)	2009	.813
5.	Whitney Haller (214 AB)	2006	.799

## ON BASE % (MIN 75 AB) YEAR PCT.

1.	Jen Yee (148 AB)	2010	.732
2.	Kelsi Weseman (114 AB)	2012	.583
3.	Tricia Awald (145 AB)	2022	.568
4.	Tricia Awald (124 AB)	2021	.555
5.	Kelsi Weseman (158 AB)	2011	.538

## GAMES PLAYED/STARTED YEAR NO.

1.	Whitney Haller	2006, 2007	70-70
	Aileen Morales	2006, 2007	70-70
	Caitlin Lever	2007	70-70
	Jen Yee	2007	70-70
	Jamie Frost	2002	70-70
	Soraya Reddick	2002	70-70
	Tara Knudsen	2002	70-70

## AT BATS YEAR NO.

1.	Jen Yee	2007	236
2.	Aileen Morales	2007	233
3.	Felicia Coursey	2002	225
4.	Christine Sheridan	2006	220
5.	Aileen Morales	2006	219

## RUNS SCORED YEAR NO.

1.	Jen Yee	2010	93
2.	Aileen Morales	2007	73
3.	Jen Yee	2007	72
4.	Whitney Haller	207	67
5.	Jen Yee	2009	64

## HITS YEAR NO.

1.	Caitlin Lever	2007	94
2.	Laura Williams	1997	87
3.	Whitney Haller	2006	84
	Jen Yee	2010	84
5.	Whitney Haller	2007	81
	Jen Yee	2007	81

## DOUBLES YEAR NO.

1.	Lindsay Wood	2002	27
2.	Emma Kauf	2022	25
3.	Caitlin Lever	2007	20
4.	Amy Hosier	2006	19
5.	Jen Yee	2009	18
	Kelsi Weseman	2010	18
	Breanna Roper	2019	18
	Mallorie Black	2024	18

## TRIPLES YEAR NO.

1.	Laura Williams	1994	11
2.	Laura Williams	1996	8
3.	Laura Williams	1995	8
4.	Stephanie Weitman	1994	6

Stephanie Webb	1994	6
Felicia Coursey	2002	6

## HOME RUNS YEAR NO.

1.	Jen Yee	2010	29
2.	Whitney Haller	2006	24
3.	Kelsi Weseman	2011	21
4.	Savannah Brown	2007	20
	Brittany Barnes	2007	20
	Hope Rush	2010	20

## RBI YEAR NO.

1.	Savannah Brown	2007	76
2.	Brittany Barnes	2007	73
3.	Whitney Haller	2006	72
4.	Kelsi Weseman	2011	65
5.	Jen Yee	2010	63

## TOTAL BASES YEAR NO.

1.	Jen Yee	2010	188
2.	Whitney Haller	2006	171
3.	Caitlin Lever	2007	155
4.	Kelsi Weseman	2011	153
5.	Tara Knudsen	2002	147

## WALKS YEAR NO.

1.	Jen Yee	2010	88
2.	Amy Hosier	2006	52
	Tricia Awald	2022	52
4.	Sara Beth Allen	2024	51
5.	Jen Yee	2009	41

## STOLEN BASES YEAR NO.

1.	Aileen Morales	2008	46
2.	Aileen Morales	2005	44
3.	Blair Shimandle	2008	38
4.	Ashley Thomas	2013	37
5.	Aileen Morales	2007	34

## PITCHING

## EARNED RUN AVG. (MIN 100 IP) YEAR NO.

1.	Jessica Sallinger (214.1 IP)	2004	0.82
2.	Kim Gulakowski (111.2 IP)	1991	0.94
3.	Tiffany Goodman (111.1 IP)	2001	1.13
4.	Erin Voeltz (174.2 IP)	2004	1.15
5.	Jessica Sallinger (257.0 IP)	2002	1.17

## ON BASE AVG. (MIN 100 IP) YEAR NO.

1.	Jessica Sallinger	2003	.139
2.	Jessica Sallinger	2004	.140
3.	Jessica Sallinger	2005	.144
4.	Tiffany Johnson	2009	.170
5.	Jessica Sallinger	2002	.176

## STRIKEOUTS/GAME (MIN 100 IP) YEAR NO.

1.	Jessica Sallinger	2004	10.31
2.	Jessica Sallinger	2005	9.89
3.	Jessica Sallinger	2003	9.46
4.	Jessica Sallinger	2002	9.18
5.	Blake Neleman	2022	8.37

## WINS YEAR NO.

1.	Jessica Sallinger	2004	31
2.	Jessica Sallinger	2005	28
3.	Jessica Sallinger	2002	28
4.	Hope Rush	2010	28
5.	Hope Rush	2012	26

## SAVES YEAR NO.

1.	Whitney Haller	2006	6
----	----------------	------	---

2.	Kinsey Norton	2025	5
	Tiffany Johnson	2007	5
	Dina El Sheshai	1991, 92, 93	5
	Paige Lord	1989	5
	Kristen Adkins	2011	5

## APPEARANCES YEAR NO.

1.	Morgan Bruce	2019	51
2.	Jessica Sallinger	2005	43
	Jessica Sallinger	2004	43
	Mimi Utt	1999	43
	Blake Neleman	2022	43

## GAMES STARTED YEAR NO.

1.	Jessica Sallinger	2005	41
2.	Hope Rush	2012	40
	Jessica Sallinger	2004	40
4.	Mimi Utt	1999	38
5.	Jessica Sallinger	2004	36
	Emily Anderson	2018	36

## COMPLETE GAMES YEAR NO.

1.	Nikki Johnson	1994	38
2.	Jessica Sallinger	2005	32
3.	Jessica Sallinger	2002	32
4.	Jessica Sallinger	2003	32
5.	Hope Rush	2012	31

## SHUTOUTS YEAR NO.

1.	Jessica Sallinger	2005	16
2.	Jessica Sallinger	2004	15
3.	Jessica Sallinger	2002	12
4.	Nikki Johnson	1994	11
5.	Hope Rush	2012	10

## INNINGS PITCHED YEAR NO.

1.	Jessica Sallinger	2005	264.0
2.	Jessica Sallinger	2002	257.0
3.	Jessica Sallinger	2003	249.1
4.	Hope Rush	2012	248.0
5.	Emily Anderson	2018	244.0

## STRIKEOUTS YEAR NO.

1.	Jessica Sallinger	2005	373
2.	Jessica Sallinger	2004	351
3.	Jessica Sallinger	2003	337
4.	Jessica Sallinger	2002	337
5.	Blake Neleman	2022	220

## FIELDING % (MIN 50 CHANCES) YEAR PCT.

1.	Tasha Waugh (391)	2004	1.000
2.	Lindsay Wood (308)	2003	1.000
3.	Rebecca Prairie (150)	2018	1.000
4.	Tricia Awald (149)	2020	1.000
5.	Kori Jacobson (101)	2000	1.000



## SEASON TEAM RECORDS

## BATTING

Most Games Played:	70 (2002, 2006, 2007)
Fewest Games Played:	23 (2020)
Most Games Won:	54 (2007)
Most Games Lost:	38 (1999)
Longest Winning Streak:	19 (2007)
Longest Losing Streak:	15 (1987)
Highest Batting Average:	.323 (2011)
Lowest Batting Average:	.211 (1990)
Highest Slugging Pct.:	.589 (2011)
Lowest Slugging Pct.:	.241 (1990)
Highest On Base Pct.:	.411 (2010)
Lowest On Base Pct.:	.251 (1990)
Most Runs Scored:	451 (2007)
Fewest Runs Scored:	105 (1987)
Most Hits:	616 (2007)
Fewest Hits:	169 (1987)
Most Doubles:	104 (2019)
Fewest Doubles:	4 (1987)
Most Triples:	39 (1994)
Fewest Triples:	2 (2021)
Most Home Runs:	118 (2010)
Fewest Home Runs:	0 (1989)
Most Grand Slams:	9 (2010)
Most Runs Batted In:	416 (2007)
Fewest Runs Batted In:	61 (1987)
Most Total Bases:	1,027 (2007)
Fewest Total Bases:	191 (1987)
Most Walks:	259 (2010)
Fewest Walks:	50 (1993)
Most Intentional Walks:	35 (2010)
Most Stolen Bases:	159 (2005)
Fewest Stolen Bases:	9 (2018)
Most Stolen Base Attempts:	188 (2005)
Most Sacrifice Hits:	64 (2000)
Fewest Sacrifice Hits:	13 (2021)
Most Shutouts Allowed:	14 (2015)
Most Strikeouts Allowed:	385 (2003)

## PITCHING

Lowest ERA:	0.97 (2004)
Highest ERA:	5.37 (2013)
Most Saves:	13 (2006)
Fewest Saves:	1 (2004, 1998, 1994, 2014)
Most Shutouts:	29 (2004)
Fewest Shutouts:	0 (1987)
Most Runs Allowed:	340 (2013)
Fewest Runs Allowed:	100 (1989)
Most Earned Runs Allowed:	271 (2013)
Fewest Earned Runs Allowed:	46 (1989)
Most Hits Allowed (per gm):	8.8 (2013)
Fewest Hits Allowed (per gm):	4.2 (2004)
Most Walks:	253 (2012)
Fewest Walks:	13 (1994)
Most Strikeouts:	536 (2004)
Fewest Strikeouts:	67 (1987)
Consecutive Scoreless IP:	45.0 (2004)

## FIELDING

Highest Fielding Pct.:	.978 (2023)
Lowest Fielding Pct.:	.896 (1988)
Most Chances:	2,051 (2002)
Fewest Chances:	904 (1987)
Most Putouts:	1,482 (2002)
Fewest Putouts:	544 (1987)
Most Assists:	618 (1999)
Fewest Assists:	245 (2015)
Most Errors:	119 (1988)
Fewest Errors:	30 (2023)
Most Double Plays Turned:	40 (2006)

Fewest Double Plays Turned:	6 (2015)
Most Caught Stealing By:	29 (2005)
Fewest Caught Stealing By:	8 (2011, 2021)
Most Stolen Bases Against:	77 (2021)
Fewest Stolen Bases Against:	25 (1996)

## SINGLE-GAME RECORDS

## TEAM

Most Runs Scored:	26 vs. Delaware State, Feb. 26, 1999
Most Runs Allowed:	20 at Georgia, April 3, 2013
Largest Margin of Victory:	25 (26-1) vs. Delaware State, Feb. 26, 1999
Largest Margin of Defeat:	19 (20-1, 5 innings) at Georgia, April 3, 2013
Most Hits:	20 (4x) vs. Samford, Feb. 16, 1997
	vs. Georgia Southern, Feb. 15, 2000;
	vs. Radford, March 4, 2000
	vs. Pittsburgh, April 13, 2019
Most Hits Allowed:	19, Georgia, March 29, 2006
Most Home Runs:	6 vs. Virginia Tech, March 18, 2007
Most Grand Slams:	2, (2x) last vs. North Carolina, March 20, 2010
Most Hits in a Doubleheader:	37 vs. Samford, Feb. 16, 1997
Most RBI:	23 vs. Delaware State, Feb. 20, 1999
Most RBI Allowed:	20 at Georgia, April 3, 2013
Most Errors:	8 (2x); vs. Eastern Michigan, Feb. 20, 1994;
	vs. Charlotte, March 8, 1994
Longest Game:	13 innings, at Syracuse (L, 8-7) April 2, 2016

## INDIVIDUAL

At Bats:	7, Samantha Pierannunzi at Syracuse, April 2, 2016
Runs:	5, Lauren Schwartz vs. Delaware State, Feb. 26, 1999
Hits:	5 (2x), Breanna Roper vs. Jacksonville, Feb. 10, 2019
	Caitlin Lever vs. Baylor, Feb. 23, 2007
Doubles:	3 (3x); Katie Krzus at Virginia Tech, March 10, 2019
	Anne Knobbe vs. Samford, Feb. 18, 1998;
	Stephanie Webb vs. St. Francis, April 1, 1994
Triples:	2 (9x); last by Maddie Lionberger
	at Maryland, Mar. 15, 2014
Home Runs:	3 (3x); Caitlin Jordan at Virginia, April 23, 2011
	Savannah Brown vs. FSU, April 7, 2007
	Savannah Brown vs. Virginia, April 27, 2007
Runs Batted In:	8, Draven Sonnon
	vs. Pitt, May 7, 2017
Walks:	5, Jen Yee vs. NC State, May 1, 2010
Stolen Bases:	4, Blair Shimandle vs. Georgia Southern, 3/24/09
	Jin Sileo vs. Kent State, February 25, 2023
Innings Pitched:	12.2, Emily Anderson
	at Syracuse, April 2, 2016
Strikeouts:	18, Kylie Kleinschmidt at Troy, March 3, 2015
Strikeouts (7 inn.):	16, Erin Voeltz
	vs. Austin Peay, March 19, 2004
Putouts:	20, Wendy Ezell vs. Mercer, March 13, 1990
Assists:	10, Nikki Johnson
	vs. Coastal Carolina, March 25, 1994
Errors:	5, Lori Steiner vs. Eastern Michigan, Feb. 20, 1994

## NO-HITTERS

DATE	OPP.	SCORE	IP	PITCHER(S)
3/30/88	West Georgia	4-0	N/A**	N/A**
3/9/90	Georgia Baptist	2-0	7	Paige Lord (Sr.)
4/16/90	Hiwassee	2-0	7	Dina El Sheshai (Fr.)
4/19/91	Mercer	5-0	7	Kim Gulakowski (So.)
3/9/93	Winthrop	1-0	7	Kim Gulakowski (Jr.)
4/20/93	Georgia State	3-2	7	Laila Krastins (So.)
				Dina El Sheshai (Sr.)
2/17/96	Samford	12-0	5	Carey Schiller (Fr.)
2/25/96#	UNC-Charlotte	8-0	5	Erin Ryan (So.)
2/10/02	Gardner Webb	9-0	5	Jessica Sallinger (Fr.)
2/16/02	Georgia Southern	6-0	7	Jessica Sallinger (Fr.)
5/15/03#	Southern	9-0	5	Erin Voeltz (Jr.)
5/16/03	#17 Stanford	1-0	9	Jessica Sallinger (So.)

2/7/04	Louisiana-Monroe	9-0	5	Jessica Sallinger (Jr.)
2/21/04	Georgia State	6-0	7	Jessica Sallinger (Jr.)
3/7/04	Indiana	7-0	7	Jessica Sallinger (Jr.)
				Sarah Wood (Fr.)
4/13/04	#13 Alabama	1-0	7	Jessica Sallinger (Jr.)
2/5/05	Chattanooga	6-0	7	Jessica Sallinger (Sr.)
3/26/05	#24 Florida St.	2-0	7	Jessica Sallinger (Sr.)
2/19/06	Eastern Kentucky	8-0	5	Lacey Richardson (Fr.)
3/3/07	Lipscomb	11-1	5	Tiffany Johnson (So.)
				Sarah Wood (Sr.)
5/2/09#	Maryland	8-0	5	Tiffany Johnson (Sr.)
3/21/10	North Carolina	5-0	7	Hope Rush (Fr.)
4/2/10	Virginia Tech	15-1	5	Hope Rush (Fr.)
5/15/10	North Carolina	8-0	5	Hope Rush (Fr.)
2/20/15	Mount St. Mary's	12-2	5	Christina Biggerstaff (Fr.)
				Kylie Kleinschmidt (Sr.)
2/21/15	Savannah State	18-0	5	Christina Biggerstaff (Fr.)
				Kylie Kleinschmidt (Sr.)
4/11/15	North Carolina	0-1	7	Christina Biggerstaff (Fr.)
5/12/21	Syracuse	6-0	7	Blake Neleman (So.)

# Denotes Perfect Game; \*\* No Box Score Available

## GRAND SLAMS

DATE	OPPONENT	PLAYER
3/23/2004	Ohio	Tara Knudsten
3/3/2006	Marshall	Christine Sheridan
5/12/2006	Virginia	Caitlin Lever
2/20/2007	Gardner Webb (Game 1)	Brittany Barnes
2/20/2007	Gardner Webb (Game 1)	Whitney Haller
4/14/2007	Maryland	Savannah Brown
4/27/2007	Virginia	Brittany Barnes
3/22/2008	Coastal Carolina	Aileen Morales
2/13/2009	Florida Atlantic	Caroline Hilton
3/24/2009	Georgia Southern	Tiffany Johnson
2/13/2010	Cansius	Jessica Sinclair
2/19/2010	Northwestern	Kelsi Weseman
3/20/2010	North Carolina (Game 1)	Caitlin Jordan
3/20/2010	North Carolina (Game 1)	Kristine Priebe
3/23/2010	Houston	Kristine Priebe
4/3/2010	Virginia Tech	Kristine Priebe
4/14/2010	Kennesaw State	Hope Rush
4/24/2010	Florida State	Kate Kuzma
5/1/2010	NC State	Jen Yee
3/2/2011	Niagara	Kristine Priebe
3/22/2011	Winthrop	Kristine Priebe
3/26/2011	NC State	Alysha Rudnik
4/10/2011	Virginia Tech	Alysha Rudnik
4/15/2012	Florida State	Hope Rush
4/29/2012	Virginia Tech	Hope Rush
3/12/2014	Virginia	Colleen Darragh
4/12/2014	North Carolina	Samantha Pierannunzi
2/13/2015	Nebraska	Kelsey Chisholm
3/14/2015	Pittsburgh	Courtney Ziese
4/4/2015	Texas A&M	Karly Fuller
2/11/2017	#24 California	Katie Krzus
3/4/2017	#1 Florida State	Samantha Pierannunzi
5/7/2017	Pittsburgh	Draven Sonnon
2/16/2018	#22 Nebraska	Breanna Roper
3/10/2018	Virginia	Kelsey Chisholm
5/5/2018	Boston College	Breanna Roper
2/9/2019	UMass-Lowell	Skye Webb
3/15/2019	Virginia	Kaylee Ellebracht
4/3/2019	Georgia State	Skye Webb
4/13/2019	Pittsburgh	Cameron Stanford
4/21/2019	Louisville	Crosby Huckabay
3/11/2020	Mercer	Breanna Roper
3/6/2021	NC State	Tricia Awald
2/13/2021	Radford	Kennedy Cowden
4/9/2021	Louisville	Cameron Stanford
4/30/2021	Virginia	Tricia Awald
2/12/2022	Villanova	Tricia Awald
3/15/2022	#16 Georgia	Caroline Davis
2/14/2023	Georgia State	Mallorie Black
3/17/2023	Northern Iowa	Grace Connelly
4/18/2023	Georgia State	Grace Connelly
4/29/2023	North Carolina	Emma Minghini

## SEASON LEADERS

2/11/2024	Longwood	Madison Dobbins
3/2/2024	Pitt	Madison Dobbins
3/10/24	NC State	Mallorie Black
3/20/24	Coastal	Madison Dobbins
4/6/24	Louisiana Tech	Mallorie Black
2/23/25	Dayton	Eliana Gottlieb
3/1/25	Stanford	Gracyn Tucker
3/16/25	Cal	Alyssa Willer
3/23/25	Pitt	Gracyn Tucker

## BATTING

## BATTING AVERAGE

YEAR	PLAYER	AVG.
1987	Melissa Stichter.....	.311
1988	Sherri Holder .....	.405
1989	Lori Stringer .....	.271
	Lisa Neal.....	.271
1990	Ropekia Gunn.....	.271
1991	Wendy Ezell.....	.361
1992	Stephanie Weitman.....	.352
1993	Stephanie Webb.....	.322
1994	Laura Williams .....	.402
1995	Laura Williams .....	.380
1996	Laura Williams .....	.413
1997	Laura Williams .....	.478
1998	Erin Hawley .....	.324
1999	Anne Knobbe .....	.362
2000	Anne Knobbe .....	.383
2001	Tara Knudsen .....	.259
2002	Tara Knudsen .....	.374
2003	Tara Knudsen .....	.309
2004	Tara Knudsen .....	.392
2005	Christine Sheridan .....	.380
2006	Whitney Haller .....	.393
2007	Caitlin Lever .....	.452
2008	Aileen Morales .....	.349
2009	Jen Yee .....	.415
2010	Jen Yee .....	.568
2011	Kelsi Weseman .....	.424
2012	Kelsi Weseman .....	.404
2013	Ashley Thomas .....	.417
2014	Ashley Thomas .....	.381
2015	Samantha Pierannunzi.....	.306
2016	Courtney Ziese.....	.307
2017	Jessica Kowalewicz.....	.325
2018	Cameron Stanford.....	.292
2019	Breanna Roper .....	.364
2020*	Tricia Awald .....	.292
2021	Tricia Awald .....	.411
2022	Tricia Awald .....	.393
2023	Emma Kauf .....	.354
2024	Mallorie Black.....	.373
2025	Addison Leschber .....	.350

## HITS

YEAR	PLAYER	NO.
1987	Melissa Stichter.....	24
1988	Suzanne Whitworth.....	33
1989	Suzanne Whitworth.....	29
1990	Juanita Albarado .....	38
1991	Wendy Ezell.....	56
1992	Juanita Albarado .....	55
1993	Stephanie Webb.....	59
1994	Stephanie Weitman.....	68
1995	Laura Williams .....	70
1996	Laura Williams .....	69
1997	Laura Williams .....	87
1998	Lauren Webb .....	49
1999	Anne Knobbe .....	64
2000	Anne Knobbe .....	64
2001	Tara Knudsen .....	35
2002	Tara Knudsen .....	80
2003	Tara Knudsen .....	56
2004	Tara Knudsen .....	71
2005	Caitlin Lever .....	68
2006	Whitney Haller .....	84
2007	Caitlin Lever .....	94

2008	Aileen Morales.....	66
2009	Jen Yee .....	73
2010	Jen Yee .....	84
2011	Kelsi Weseman .....	67
2012	Ashley Thomas .....	57
2013	Ashley Thomas .....	75
2014	Ashley Thomas .....	56
2015	Samantha Pierannunzi.....	44
2016	Courtney Ziese.....	50
2017	Jessica Kowalewicz.....	55
2018	Katie Krzus .....	46
2019	Breanna Roper .....	71
2020*	Emma Kauf .....	21
2021	Tricia Awald .....	51
2022	Emma Kauf .....	71
2023	Emma Kauf .....	56
2024	Mallorie Black.....	62
2025	Paige Vukadinovich.....	48

## RUNS

YEAR	PLAYER	NO.
1987	Mandy Brown .....	19
1988	Suzanne Whitworth.....	20
1989	Lori Stringer .....	14
	Lisa Neal.....	14
1990	Shannon Shelton .....	20
1991	Ropekia Gunn .....	43
1992	Juanita Albarado .....	33
1993	Stephanie Webb.....	43
1994	Laura Williams .....	46
1995	Laura Williams .....	41
1996	Laura Williams .....	37
1997	Laura Williams .....	39
1998	Lauren Webb.....	27
1999	Lauren Schwartz .....	41
2000	Anne Knobbe .....	32
2001	Jamie Frost .....	21
2002	Tara Knudsen .....	46
2003	Tara Knudsen .....	31
2004	Soraya Reddick .....	44
2005	Aileen Morales .....	40
2006	Whitney Haller .....	63
2007	Aileen Morales .....	73
2008	Aileen Morales .....	48
2009	Jen Yee .....	64
2010	Jen Yee .....	93
2011	Kelsi Weseman .....	51
2012	Ashley Thomas .....	46
2013	Ashley Thomas .....	57
2014	Ashley Thomas .....	44
2015	Samantha Pierannunzi.....	26
	Katie Johnsky .....	26
2016	Samantha Pierannunzi.....	29
2017	Jessica Kowalewicz.....	41
2018	Katie Krzus .....	46
2019	Breanna Roper .....	49
2020*	Emma Kauf .....	15
	Breanna Roper .....	15
2021	Breanna Roper .....	42
2022	Emma Kauf .....	37
	Jin Sileo .....	37
2023	Emma Kauf .....	43
2024	Mallorie Black.....	54
2025	Paige Vukadinovich.....	34
	Gracyn Tucker.....	34

## RBI

YEAR	PLAYER	NO.
1987	Melissa Stichter.....	10
1988	Sherri Holder .....	13
1989	Wendy Ezell.....	11
1990	Juanita Albarado .....	18
1991	Jan Hulsey .....	29
1992	Jan Hulsey .....	24
1993	Juanita Albarado .....	25
1994	Stephanie Weitman.....	37
1995	Stephanie Weitman.....	41
1996	Stephanie Webb.....	43
1997	Lauren Webb .....	32

1998	Anne Knobbe.....	34
1999	Anne Knobbe .....	62
2000	Anne Knobbe .....	51
2001	Tasha Vaughn.....	19
2002	Tara Knudsen .....	51
2003	Tara Knudsen .....	39
2004	Tara Knudsen .....	42
2005	Amy Hosier.....	39
2006	Whitney Haller .....	72
2007	Savannah Brown.....	76
2008	Whitney Haller .....	39
2009	Whitney Haller .....	55
2010	Jen Yee .....	63
2011	Kelsi Weseman .....	65
2012	Hope Rush.....	43
2013	Hope Rush.....	52
2014	Alysha Rudnik .....	42
2015	Courtney Ziese .....	31
2016	Courtney Ziese.....	33
2017	Kelsey Chisholm.....	41
2018	Katie Krzus .....	33
2019	Crosby Huckabay.....	49
2020*	Crosby Huckabay.....	16
2021	Cameron Stanford.....	36
2022	Tricia Awald .....	43
2023	Sara Beth Allen.....	35
2024	Mallorie Black.....	61
2025	Gracyn Tucker.....	43

## DOUBLES

YEAR	PLAYER	NO.
1987	Sherri Holder .....	2
1988	Wendy Ezell.....	4
1989	Paige Lord .....	4
1990	Juanita Albarado .....	6
1991	Jan Hulsey .....	10
1992	Juanita Albarado .....	8
1993	Stephanie Weitman .....	9
1994	Paige Bolton .....	6
1995	Stephanie Weitman.....	11
1996	Terri Bolden.....	12
	Stephanie Webb.....	12
	Lori Steiner .....	12
1997	Lauren Webb.....	14
1998	Lauren Webb.....	9
1999	Anne Knobbe .....	11
2000	Anne Knobbe .....	12
2001	Erin Hawley .....	10
2002	Lindsay Wood .....	27
2003	Tara Knudsen .....	12
2004	Tara Knudsen .....	15
2005	Amy Hosier .....	12
2006	Amy Hosier .....	19
2007	Caitlin Lever .....	20
2008	Aileen Morales .....	11
2009	Jen Yee .....	18
2010	Kelsi Weseman .....	18
2011	Kelsi Weseman .....	17
2012	Kate Kuzma.....	10
2013	Alysha Rudnik.....	15
2014	Alysha Rudnik.....	11
2015	Katie Johnsky .....	8
	Samantha Pierannunzi.....	8
2016	Maddie Lionberger .....	8
2017	Jessica Kowalewicz.....	12
2018	Cameron Stanford.....	13
2019	Breanna Roper .....	18
2020*	Tricia Awald .....	8
2021	Breanna Roper .....	9
2022	Emma Kauf .....	25
2023	Emma Kauf .....	14
2024	Jin Sileo .....	18
2025	Eliana Gottlieb.....	11
	Jayden Gailey .....	11

## TRIPLES

YEAR	PLAYER	NO.
1987	Robin Swats .....	2
1988	Sherri Holder .....	3

1989	Paige Lord .....	3
1990	Cindy Self .....	1
	Shannon Shelton.....	1
	Juanita Albarado .....	1
	Ropekia Gunn.....	4
1991	Jan Hulsey .....	4
1992	Jan Hulsey .....	5
1993	Jan Hulsey .....	5
1994	Laura Williams .....	11
1995	Laura Williams .....	8
1996	Laura Williams .....	8
1997	Laura Williams .....	4
1998	Lauren Webb.....	3
1999	Ellen Styer .....	5
2000	Kori Jacobson .....	3
	Ellen Styer.....	3
	Erin Hawley .....	3
2001	Soraya Reddick .....	2
2002	Felicia Coursey.....	6
2003	Katie Donovan .....	2
	Felicia Coursey.....	2
2004	Tara Knudsen .....	2
2005	Caitlin Lever .....	3
2006	Blair Shimandle.....	4
2007	Caitlin Lever .....	4
2008	Aileen Morales .....	5
2009	Tiffany Johnson.....	3
2010	Jessica Sinclair .....	2
2011	Kelsi Weseman .....	3
	Kristine Priebe.....	3
	Ashley Thomas .....	3
2012	Alysha Rudnik.....	2
	Ashley Thomas .....	2
2013	Ashley Thomas .....	4
2014	Maddie Lionberger .....	3
	Katie Johnsky .....	3
	Hayley Downs.....	3
2015	Samantha Pierannunzi.....	3
2016	Maddie Lionberger .....	2
2017	Samantha Pierannunzi.....	2
2018	Draven Sonnon .....	3
2019	Drew Puckett.....	2
2020*	Lilly Hooper .....	2
2021	Emma Kauf .....	2
2022	Emma Kauf .....	2
2023	Emma Kauf .....	4
2024	Jin Sileo .....	2
	Madison Dobbins .....	2
	Sara Beth Allen .....	2
2025	Alyssa Willer .....	2
	Paige Vukadinovich.....	2

## HOME RUNS

YEAR	PLAYER	NO.
1987	Sherri Holder .....	1
	Mandy Brown .....	1
1988	Sherri Holder .....	1
1989	-- .....	--
1990	Amy Bishop.....	1
	Ropekia Gunn.....	1
1991	Jan Hulsey .....	1
	Ropekia Gunn.....	1
1992	Stephanie Weitman.....	3
1993	Jan Hulsey .....	3
1994	Terri Bolden.....	6
1995	Stephanie Weitman.....	4
1996	Laura Williams .....	4
1997	Anne Knobbe .....	4
1998	Anne Knobbe .....	9
1999	Anne Knobbe .....	10
2000	Anne Knobbe .....	16
2001	Tasha Vaughn.....	5
	Tara Knudsen .....	5
2002	Tara Knudsen .....	16
2003	Tara Knudsen .....	13
2004	Tara Knudsen .....	12
2005	Savannah Brown.....	6
2006	Whitney Haller .....	24
2007	Savannah Brown.....	20
2008	Brittany Barnes .....	12

\*2020 Season shortened due to COVID-19

## SEASON LEADERS

2009	Jen Yee .....	16
2010	Jen Yee .....	29
2011	Kelsi Weseman .....	21
2012	Kelsi Weseman .....	13
2013	Hope Rush .....	17
2014	Alysha Rudnik .....	11
2015	Courtney Ziese .....	7
2016	Courtney Ziese .....	11
2017	Samantha Pierannunzi .....	11
	Kelsey Chisholm .....	11
2018	Katie Krzus .....	9
	Draven Sonnon .....	9
2019	Cameron Stanford .....	13
2020*	Emma Kauf .....	6
2021	Tricia Awald .....	11
2022	Tricia Awald .....	9
2023	Sara Beth Allen .....	13
2024	Mallorie Black .....	19
2025	Gracyn Tucker .....	12

## WALKS

YEAR	PLAYER	NO.
1987	Lori Stringer .....	18
1988	Lori Stringer .....	20
1989	Shannon Shelton .....	18
1990	Lori Stringer .....	14
1991	Ropekia Gunn .....	16
	Shannon Shelton .....	16
1992	Andrea Harper .....	12
	Shannon Shelton .....	12
1993	Juanita Albarado .....	8
	Christie Camp .....	8
1994	Stephanie Webb .....	15
1995	Stephanie Webb .....	15
1996	Laura Williams .....	20
1997	Lauren Webb .....	13
1998	Anne Knobbe .....	17
	Lauren Webb .....	17
1999	Anne Knobbe .....	21
2000	Anne Knobbe .....	26
2001	Jamie Frost .....	16
	Tasha Vaughn .....	16
2002	Tara Knudsen .....	37
2003	Tara Knudsen .....	33
2004	Tara Knudsen .....	39
2005	Christine Sheridan .....	35
2006	Amy Hosier .....	52
2007	Caitlin Lever .....	32
	Savannah Brown .....	32
2008	Aileen Morales .....	22
2009	Jen Yee .....	41
2010	Jen Yee .....	88
2011	Kelsi Weseman .....	25
2012	Kelsi Weseman .....	38
2013	Hope Rush .....	38
2014	Alysha Rudnik .....	26
2015	Katie Johnson .....	29
2016	Samantha Pierannunzi .....	29
2017	Samantha Pierannunzi .....	35
2018	Cameron Stanford .....	32
	Katie Krzus .....	32
2019	Tricia Awald .....	39
2020*	Cameron Stanford .....	13
2021	Tricia Awald .....	34
2022	Tricia Awald .....	52
2023	Sara Beth Allen .....	33
2024	Sara Beth Allen .....	51
2025	Alyssa Willer .....	29

## STOLEN BASES

YEAR	PLAYER	SB-ATT
1987	Lori Stringer .....	10
1988	Lori Stringer .....	9
1989	Lori Stringer .....	6
1990	Ropekia Gunn .....	15-21
1991	Ropekia Gunn .....	22-26
1992	Ropekia Gunn .....	12-16
1993	Stephanie Webb .....	13-19

1994	Laura Williams .....	26-28
1995	Laura Williams .....	25-28
1996	Laura Williams .....	32-34
1997	Laura Williams .....	27-31
1998	Lauren Schwartz .....	26-30
1999	Lauren Schwartz .....	16-18
2000	Heather Sumrow .....	8-12
2001	Soraya Reddick .....	7-10
2002	Soraya Reddick .....	14-16
2003	Felicia Coursey .....	11-17
2004	Soraya Reddick .....	20-23
2005	Aileen Morales .....	44-49
2006	Aileen Morales .....	30-35
2007	Aileen Morales .....	34-41
2008	Aileen Morales .....	46-48
2009	Blair Shmandle .....	23-27
2010	Jen Yee .....	21-22
2011	Christy Jones .....	33-38
2012	Ashley Thomas .....	31-40
2013	Ashley Thomas .....	37-46
2014	Hayley Downs .....	20-21
2015	Chelsie Thomas .....	10-13
2016	Samantha Pierannunzi .....	15
2017	Samantha Pierannunzi .....	6-8
	Kelsey Chisholm .....	6-7
2018	Skye Webb .....	3-4
2019	Skye Webb .....	12-13
2020*	Emma Kauf .....	7-9
2021	Jin Sileo .....	12-15
2022	Jin Sileo .....	18-21
	Auburn Dupree .....	18-21
2023	Ella Edgmon .....	18-19
2024	Jin Sileo .....	12-12
2025	Paige Vukadinovich .....	8-9

## SLUGGING PERCENTAGE

YEAR	PLAYER	PCT.
1987	Sherri Holder .....	.356
1988	Sherri Holder .....	.557
1989	Paige Lord .....	.371
1990	Ropekia Gunn .....	.310
1991	Jan Hulsey .....	.453
1992	Stephanie Weltman .....	.484
1993	Stephanie Webb .....	.431
1994	Laura Williams .....	.603
1995	Stephanie Weltman .....	.521
1996	Laura Williams .....	.617
1997	Laura Williams .....	.593
1998	Lauren Webb .....	.527
1999	Anne Knobbe .....	.605
2000	Anne Knobbe .....	.743
2001	Tara Knudsen .....	.407
2002	Tara Knudsen .....	.687
2003	Tara Knudsen .....	.591
2004	Tara Knudsen .....	.696
2005	Christine Sheridan .....	.380
2006	Whitney Haller .....	.799
2007	Caitlin Lever .....	.745
2008	Aileen Morales .....	.556
2009	Jen Yee .....	.813
2010	Jen Yee .....	1.270
2011	Kelsi Weseman .....	.968
2012	Kelsi Weseman .....	.772
2013	Alysha Rudnik .....	.676
2014	Alysha Rudnik .....	.674
2015	Courtney Ziese .....	.504
2016	Courtney Ziese .....	.552
2017	Samantha Pierannunzi .....	.551
2018	Cameron Stanford .....	.549
2019	Katie Krzus .....	.677
2020*	Crosby Huckabay .....	.569
2021	Tricia Awald .....	.726
2022	Tricia Awald .....	.703
2023	Emma Kauf .....	.627
2024	Mallorie Black .....	.825
2025	Addison Leschber .....	.607

## ON-BASE PERCENTAGE

YEAR	PLAYER	PCT.
1987	-- .....	--
1988	-- .....	--
1989	-- .....	--
1990	-- .....	--
1991	Ropekia Gunn .....	.396
1992	-- .....	--
1993	-- .....	--
1994	-- .....	--
1995	Laura Williams .....	.418
1996	Laura Williams .....	.479
1997	Laura Williams .....	.503
1998	Erin Hawley .....	.408
1999	Anne Knobbe .....	.441
2000	Anne Knobbe .....	.467
2001	Tara Knudsen .....	.320
2002	Tara Knudsen .....	.464
2003	Tara Knudsen .....	.427
2004	Tara Knudsen .....	.507
2005	Christine Sheridan .....	.485
2006	Amy Hosier .....	.513
2007	Caitlin Lever .....	.526
2008	Aileen Morales .....	.429
2009	Jen Yee .....	.534
2010	Jen Yee .....	.732
2011	Kelsi Weseman .....	.538
2012	Kelsi Weseman .....	.583
2013	Ashley Thomas .....	.516
2014	Ashley Thomas .....	.480
2015	Samantha Pierannunzi .....	.422
2016	Maddie Lionberger .....	.365
	Samantha Pierannunzi .....	.365
2017	Jessica Kowalewicz .....	.419
2018	Cameron Stanford .....	.419
2019	Tricia Awald .....	.463
2020*	Tricia Awald .....	.410
2021	Tricia Awald .....	.555
2022	Tricia Awald .....	.568
2023	Emma Minghini .....	.448
2024	Sara Beth Allen .....	.522
2025	Alyssa Willer .....	.482

## DEFENSE

## PUTOUTS

YEAR	PLAYER	NO.
1987	Lori Tannebaum .....	102
1988	Wendy Ezell .....	211
1989	Wendy Ezell .....	243
1990	Wendy Ezell .....	291
1991	Wendy Ezell .....	314
1992	Lynne Borosky .....	380
1993	Lynne Borosky .....	368
1994	Lynne Borosky .....	419
1995	Lori Steiner .....	156
1996	Lori Steiner .....	380
1997	Lori Steiner .....	308
1998	Anne Knobbe .....	160
1999	Abby Bickford .....	322
2000	Erin Hawley .....	171
2001	Erin Hawley .....	386
2002	Lindsay Wood .....	420
2003	Katie Donovan .....	303
2004	Tasha Vaughn .....	375
2005	Savannah Brown .....	386
2006	Whitney Haller .....	424
2007	Whitney Haller .....	401
2008	Whitney Haller .....	390
2009	Whitney Haller .....	386
2010	Kristine Priebe .....	396
2011	Kristine Priebe .....	330
2012	Alysha Rudnik .....	277
2013	Karly Fullem .....	258
2014	Karly Fullem .....	303
2015	Courtney Ziese .....	239
2016	Katie Krzus .....	299
2017	Kaylee Ellebracht .....	205

2018	Katie Krzus .....	265
2019	Tricia Awald .....	357
2020*	Tricia Awald .....	146
2021	Tricia Awald .....	281
2022	Emma Kauf .....	325
2023	Abby Hughes .....	224
2024	Reese Hunter .....	233
2025	Addison Leschber .....	249

## ASSISTS

YEAR	PLAYER	NO.
1987	Melissa Stichter .....	78
1988	Kim Wells .....	74
1989	Kathryn Riddlehoover .....	83
1990	Lisa Neal .....	188
1991	Christie Camp .....	126
1992	Mechelle Rolin .....	132
1993	Christie Camp .....	157
1994	Nikki Johnson .....	155
1995	Laura Williams .....	132
1996	Stephanie Webb .....	107
1997	Laura Williams .....	126
1998	Ellen Styer .....	117
	Lauren Webb .....	117
1999	Ellen Styer .....	153
2000	Jamie Frost .....	121
2001	Jamie Frost .....	142
2002	Jamie Frost .....	153
2003	Felicia Coursey .....	74
2004	Kirin Kumar .....	83
2005	Katie Donovan .....	90
2006	Christine Sheridan .....	143
2007	Aileen Morales .....	117
2008	Aileen Morales .....	109
2009	Tiffany Johnson .....	129
2010	Kelsi Weseman .....	152
2011	Kelsi Weseman .....	121
2012	Ashley Thomas .....	119
2013	Ashley Thomas .....	148
2014	Ashley Thomas .....	115
2015	Ashley Thomas .....	77
2016	Kelsey Chisholm .....	139
2017	Malea Bell .....	97
2018	Kelsey Chisholm .....	72
2019	Bailee Zeitler .....	102
2020*	Bailee Zeitler .....	42
2021	Jin Sileo .....	84
2022	Mallorie Black .....	94
2023	Mallorie Black .....	74
	Grace Connelly .....	74
2024	Jin Sileo .....	117
2025	Gracyn Tucker .....	95

## FIELDING PERCENTAGE

YEAR	PLAYER	PCT.
1987	Lori Tannebaum .....	.991
1988	Lori Stringer .....	.973
1989	Misty Reeder .....	.974
1990	Paige Lord .....	1.000
	Jan Hulsey .....	1.000
1991	Wendy Ezell .....	.988
1992	-- .....	--
1993	-- .....	--
1994	-- .....	--
1995	Erin Ryan .....	.990
1996	Lori Steiner .....	.985
1997	Lori Steiner .....	.985
1998	Erin Wall .....	1.000
1999	Heather Sumrow .....	.986
2000	Kori Jacobson .....	1.000
2001	Erin Hawley .....	.990
2002	Lindsay Wood .....	.994
2003	Lindsay Wood .....	1.000
2004	Tasha Vaughn .....	1.000
2005	Savannah Brown .....	.993
2006	Kristina Hull .....	.985
2007	Whitney Haller .....	.993

\*2020 Season shortened due to COVID-19



## SEASON LEADERS

2008	Blair Shimandle.....	1.000
2009	Jessica Weaver.....	.988
2010	Kristine Priebe.....	.988
2011	Kristine Priebe.....	.997
2012	Shannon Bear.....	1.000
2013	Karly Fullem.....	.993
2014	Karly Fullem.....	.991
2015	Samantha Pierannunzi.....	1.000
2016	Katie Krzus.....	.997
2017	Drew Puckett.....	1.000
	Isabella Many.....	1.000
2018	Rebecca Prairie.....	1.000
2019	Rebecca Prairie.....	.993
2020*	Tricia Awald.....	1.000
	Cameron Stanford.....	1.000
	Kennedy Cowden.....	1.000
2021	Cameron Stanford.....	1.000
	Breanna Roper.....	1.000
	Morgan Bruce.....	1.000
2022	Sarah Beth Allen.....	1.000
	Lexi Ray.....	1.000
	Palmer Pinholster.....	1.000
2023	Abby Hughes.....	.996
2024	Brionna Condon.....	1.000
2025	Alyssa Willer.....	1.000
	Jayden Galey.....	1.000
	Ella Edgmon.....	1.000

## PITCHING

## GAMES STARTED

YEAR	PLAYER	NO.
1987	Paige Lord.....	16
1988	Julie Jones.....	23
1989	Paige Lord.....	18
1990	Paige Lord.....	24
1991	Misty Reeder.....	23
1992	Dina El Sheshai.....	21
1993	Kim Gulakowski.....	21
1994	Nikki Johnson.....	32
1995	Erin Ryan.....	20
1996	Erin Ryan.....	17
1997	Jamie Smith.....	19
1998	Erin Ryan.....	26
1999	Mimi Utt.....	38
2000	Jamie Smith.....	29
	Tiffany Goodman.....	29
2001	Erin Voeltz.....	26
2002	Jessica Sallinger.....	36
2003	Jessica Sallinger.....	35
2004	Jessica Sallinger.....	40
2005	Jessica Sallinger.....	41
2006	Sarah Wood.....	30
2007	Whitney Humphreys.....	30
2008	Whitney Humphreys.....	35
2009	Kristen Adkins.....	28
2010	Hope Rush.....	32
2011	Kristen Adkins.....	27
2012	Hope Rush.....	40
2013	Hope Rush.....	27
2014	Kylie Kleinschmidt.....	31
2015	Kylie Kleinschmidt.....	30
2016	Jenna Goodrich.....	29
2017	Emily Anderson.....	27
2018	Emily Anderson.....	36
2019	Morgan Bruce.....	31
2020*	Morgan Bruce.....	9
	Blake Neleman.....	9
2021	Madison McPherson.....	28
2022	Blake Neleman.....	27
2023	Blake Neleman.....	27
2024	Sophia Voyles.....	18
2025	Sophia Voyles.....	24

## COMPLETE GAMES

YEAR	PLAYER	NO.
------	--------	-----

1987	Lisa Neal.....	13
1988	Julie Jones.....	18
1989	--.....	--
1990	Paige Lord.....	16
1991	Kim Gulakowski.....	11
1992	Kim Gulakowski.....	15
1993	Kim Gulakowski.....	15
1994	Nikki Johnson.....	29
1995	Amy Robertson.....	14
1996	Erin Ryan.....	11
1997	Jamie Smith.....	10
1998	Erin Ryan.....	22
1999	Mimi Utt.....	26
2000	Jamie Smith.....	25
2001	Erin Voeltz.....	25
2002	Jessica Sallinger.....	32
2003	Jessica Sallinger.....	32
2004	Jessica Sallinger.....	27
2005	Jessica Sallinger.....	32
2006	Sarah Wood.....	6
2007	Whitney Humphreys.....	11
2008	Whitney Humphreys.....	22
2009	Kristen Adkins.....	27
2010	Hope Rush.....	18
2011	Kristen Adkins.....	13
2012	Hope Rush.....	31
2013	Hope Rush.....	18
2014	Kylie Kleinschmidt.....	20
2015	Kylie Kleinschmidt.....	15
2016	Emily Anderson.....	20
	Jenna Goodrich.....	20
2017	Emily Anderson.....	14
2018	Emily Anderson.....	27
2019	Morgan Bruce.....	10
2020*	Blake Neleman.....	6
2021	Blake Neleman.....	10
2022	Blake Neleman.....	11
2023	Chandler Dennis.....	15
2024	Blake Neleman.....	2
	Chandler Dennis.....	2
2025	Sophia Voyles.....	6

## INNINGS PITCHED

YEAR	PLAYER	NO.
1987	Lisa Neal.....	110.2
1988	Julie Jones.....	147.1
1989	Misty Reeder.....	137.2
1990	Paige Lord.....	151.0
1991	Misty Reeder.....	155.2
1992	Kim Gulakowski.....	155.1
1993	Kim Gulakowski.....	151.1
1994	Nikki Johnson.....	210.1
1995	Amy Robertson.....	163.0
1996	Erin Ryan.....	132.1
1997	Beth Warren.....	127.0
1998	Erin Ryan.....	189.0
1999	Mimi Utt.....	240.2
2000	Jamie Smith.....	223.1
2001	Erin Voeltz.....	200.0
2002	Jessica Sallinger.....	257.0
2003	Jessica Sallinger.....	249.1
2004	Jessica Sallinger.....	238.1
2005	Jessica Sallinger.....	264.0
2006	Sarah Wood.....	166.0
2007	Whitney Humphreys.....	167.0
2008	Whitney Humphreys.....	226.2
2009	Kristen Adkins.....	182.1
2010	Hope Rush.....	222.1
2011	Kristen Adkins.....	160.1
2012	Hope Rush.....	248.0
2013	Hope Rush.....	178.1
2014	Kylie Kleinschmidt.....	174.2
2015	Kylie Kleinschmidt.....	156.1
2016	Jenna Goodrich.....	195.2
2017	Emily Anderson.....	159.1
2018	Emily Anderson.....	244.0
2019	Morgan Bruce.....	177.1

2020*	Blake Neleman.....	62.2
2021	Blake Neleman.....	106.2
2022	Blake Neleman.....	184.1
2023	Blake Neleman.....	147.0
2024	Sophia Voyles.....	86.2
2025	Sophia Voyles.....	133.2

## FEWEST ER (MIN 50 IP)

YEAR	PLAYER	NO.
1987	--.....	--
1988	Julie Jones.....	47
1989	Paige Lord.....	21
1990	Misty Reeder.....	22
1991	Kim Gulakowski.....	15
1992	Laila Krastins.....	22
1993	Laila Krastins.....	18
1994	Laila Krastins.....	9
1995	Laura Brown.....	26
1996	Carey Schiller.....	16
1997	Carey Schiller.....	28
1998	Beth Warren.....	27
1999	Jamie Smith.....	73
2000	Tiffany Goodman.....	93
2001	Tiffany Goodman.....	18
2002	Tiffany Goodman.....	28
2003	Jessica Sallinger.....	45
2004	Jessica Sallinger.....	28
2005	Sarah Wood.....	34
2006	Whitney Humphreys.....	52
2007	Sarah Wood.....	45
2008	Tiffany Johnson.....	25
2009	Tiffany Johnson.....	35
2010	Kristen Adkins.....	29
2011	Kristen Adkins.....	36
2012	Hope Rush.....	71
2013	Kylie Kleinschmidt.....	88
2014	Kylie Kleinschmidt.....	69
2015	Emily Anderson.....	51
2016	Emily Anderson.....	69
2017	Brooke Barfield.....	91
2018	Brooke Barfield.....	22
2019	Amber Johns.....	38
2020*	Blake Neleman.....	13
2021	Morgan Bruce.....	41
2022	Chandler Dennis.....	54
2023	Chandler Dennis.....	75
2024	Kinsey Norton.....	47
2025	Kinsey Norton.....	34

## ERA (MIN 50 IP)

YEAR	PLAYER	NO.
1987	Paige Lord.....	2.50
1988	Julie Jones.....	2.23
1989	Misty Reeder.....	1.27
1990	Dina El Sheshai.....	1.51
1991	Kim Gulakowski.....	0.94
1992	Kim Gulakowski.....	1.58
1993	Dina El Sheshai.....	1.97
1994	Nikki Johnson.....	1.30
1995	Amy Robertson.....	1.46
1996	Erin Ryan.....	1.59
1997	Carey Schiller.....	2.35
1998	Carey Schiller.....	2.13
1999	Mimi Utt.....	2.70
2000	Jamie Smith.....	3.07
2001	Tiffany Goodman.....	1.13
2002	Jessica Sallinger.....	1.17
2003	Jessica Sallinger.....	1.26
2004	Jessica Sallinger.....	0.82
2005	Jessica Sallinger.....	1.19
2006	Sarah Wood.....	2.87
2007	Tiffany Johnson.....	2.22
2008	Whitney Humphreys.....	2.13
2009	Kristen Adkins.....	1.69
2010	Hope Rush.....	1.98
2011	Kristen Adkins.....	1.57
2012	Hope Rush.....	2.00

2013	Hope Rush.....	4.04
2014	Kylie Kleinschmidt.....	2.77
2015	Kylie Kleinschmidt.....	4.39
2016	Emily Anderson.....	3.02
2017	Emily Anderson.....	3.91
2018	Emily Anderson.....	2.24
2019	Morgan Bruce.....	3.87
2020*	Blake Neleman.....	1.45
2021	Blake Neleman.....	3.87
2022	Blake Neleman.....	2.51
2023	Blake Neleman.....	3.95
2024	Sophia Voyles.....	3.88
2025	Sophia Voyles.....	2.67

## FEWEST WALKS (MIN 50 IP)

YEAR	PLAYER	NO.
1987	Lisa Neal.....	84
1988	Julie Jones.....	75
1989	Misty Reeder.....	32
1990	Misty Reeder.....	32
1991	Misty Reeder.....	24
1992	Kim Gulakowski.....	35
1993	Kim Gulakowski.....	46
1994	Laura Brown.....	14
1995	Laura Brown.....	25
1996	Laura Brown.....	9
1997	Carey Schiller.....	26
1998	Beth Warren.....	35
1999	Jamie Smith.....	46
2000	Jamie Smith.....	54
2001	Mimi Utt.....	8
2002	Tiffany Goodman.....	18
2003	Erin Voeltz.....	59
2004	Erin Voeltz.....	31
2005	Sarah Wood.....	16
2006	Whitney Humphreys.....	24
2007	Tiffany Johnson.....	59
2008	Tiffany Johnson.....	26
2009	Jessica Coan.....	34
2010	Kristen Adkins.....	35
	Jessica Coan.....	35
2011	Lindsay Anderson.....	56
2012	Kylie Kleinschmidt.....	88
2013	Hope Rush.....	79
2014	Kanani Cabrales.....	54
2015	Emily Anderson.....	43
2016	Emily Anderson.....	64
2017	Jenna Goodrich.....	72
2018	Naomi Dickerson.....	11
2019	Amber Johns.....	24
2020*	Morgan Bruce.....	15
2021	Madison McPherson.....	17
2022	Chandler Dennis.....	62
2023	Chandler Dennis.....	67
2024	Kinsey Norton.....	49
2025	Kinsey Norton.....	52

## STRIKEOUTS (MIN 50 IP)

YEAR	PLAYER	NO.
1987	Lisa Neal.....	36
1988	Julie Jones.....	86
1989	Misty Reeder.....	59
1990	Dina El Sheshai.....	76
1991	Misty Reeder.....	93
1992	Kim Gulakowski.....	65
1993	Dina El Sheshai.....	73
1994	Nikki Johnson.....	127
1995	Amy Robertson.....	81
1996	Erin Ryan.....	94
1997	Jamie Smith.....	35
1998	Erin Ryan.....	107
1999	Mimi Utt.....	123
2000	Tiffany Goodman.....	51
2001	Erin Voeltz.....	119
2002	Jessica Sallinger.....	337
2003	Jessica Sallinger.....	337
2004	Jessica Sallinger.....	351

\*2020 Season shortened due to COVID-19

# SEASON LEADERS

2005	Jessica Sallinger .....	373	1997	Jamie Smith .....	.500
2006	Sarah Wood .....	98	1998	Beth Warren .....	.444
2007	Tiffany Johnson.....	188	1999	Beth Warren .....	.500
2008	Whitney Humphreys .....	160	2000	Jamie Smith .....	.438
2009	Tiffany Johnson.....	138	2001	Tiffany Goodman.....	.500
2010	Hope Rush.....	170	2002	Jessica Sallinger .....	.757
2011	Kristen Adkins.....	138	2003	Erin Voeltz .....	.684
2012	Hope Rush.....	146	2004	Jessica Sallinger .....	.756
2013	Hope Rush.....	75	2005	Sarah Wood .....	.789
2014	Kylie Kleinschmidt.....	170	2006	Whitney Humphreys .....	.720
2015	Kylie Kleinschmidt.....	170	2007	Sarah Wood .....	.800
2016	Jenna Goodrich .....	120	2008	Whitney Humphreys .....	.541
2017	Emily Anderson .....	111	2009	Tiffany Johnson .....	.824
2018	Emily Anderson .....	193	2010	Jessica Coan.....	.938
2019	Morgan Bruce.....	138	2011	Lindsay Anderson .....	.867
2020*	Blake Neleman .....	77	2012	Hope Rush.....	.684
2021	Blake Neleman .....	111	2013	Kylie Kleinschmidt .....	.500
2022	Blake Neleman .....	220	2014	Kylie Kleinschmidt .....	.536
2023	Blake Neleman .....	153	2015	Christina Biggerstaff .....	.500
2024	Blake Neleman .....	69	2016	Emily Anderson .....	.435
2025	Sophia Voyles.....	142	2017	Emily Anderson .....	.417
			2018	Emily Anderson .....	.528
			2019	Morgan Bruce.....	.548
			2020*	Blake Neleman .....	.900
			2021	Blake Neleman .....	.600
			2022	Chandler Dennis.....	.727
			2023	Chandler Dennis.....	.591
			2024	Sophia Voyles.....	.750
			2025	Sophia Voyles.....	.600

## WINS (MIN 50 IP)

YEAR	PLAYER	NO.
1987	Lisa Neal.....	4
1988	Julie Jones .....	7
1989	Misty Reeder .....	10
1990	Paire Lord .....	11
1991	Misty Reeder .....	17
1992	Dina El Sheshai.....	13
1993	Dina El Sheshai.....	11
1994	Nikki Johnson.....	17
1995	Laura Brown.....	11
1996	Jamie Smith .....	11
1997	Jamie Smith .....	9
1998	Erin Ryan .....	13
1999	Mimi Utt .....	13
2000	Jamie Smith .....	14
2001	Erin Voeltz .....	12
2002	Jessica Sallinger .....	28
2003	Jessica Sallinger .....	22
2004	Jessica Sallinger .....	31
2005	Jessica Sallinger .....	28
2006	Sarah Wood .....	20
2007	Whitney Humphreys .....	23
2008	Whitney Humphreys .....	20
2009	Kristen Adkins.....	24
2010	Hope Rush .....	28
2011	Kristen Adkins .....	20
2012	Hope Rush .....	26
2013	Hope Rush .....	13
2014	Kylie Kleinschmidt .....	15
2015	Christina Biggerstaff .....	7
2016	Jenna Goodrich .....	11
2017	Emily Anderson .....	10
2018	Emily Anderson .....	19
2019	Morgan Bruce.....	17
2020*	Blake Neleman .....	9
2021	Blake Neleman .....	12
2022	Chandler Dennis.....	16
2023	Chandler Dennis.....	13
2024	Sophia Voyles .....	9
	Kinsey Norton.....	9
2025	Sophia Voyles .....	12

## W-L PERCENTAGE (MIN 50 IP)

YEAR	PLAYER	NO.
1987	Lisa Neal .....	.235
1988	Julie Jones .....	.318
1989	Misty Reeder .....	.588
1990	Paige Lord .....	.478
1991	Kim Gulakowski .....	.929
1992	Dina El Sheshai .....	.619
1993	Dina El Sheshai .....	.611
1994	Laila Krastins .....	1.000
1995	Laura Brown .....	.733
1996	Jamie Smith .....	.786



## TEAM YEAR BY YEAR STATISTICS

## BATTING &amp; DEFENSE

YEAR	G	AB	BA	R	H	2B	3B	HR	RBI	SLG	OBP	SH	SF	BB	SO	HBP	SB-SBA	PO	A	E	F%
1987	31	714	.230	92	164	3	1	0	62	.237	--	--	--	99	80	4	51	559	271	67	.925
1988	38	956	.250	114	239	23	9	1	81	.296	--	--	--	84	94	7	25-33	722	299	119	.896
1989	36	833	.217	97	181	16	9	0	76	.256	--	--	--	95	89	7	22-35	702	298	65	.939
1990	49	1187	.251	114	251	23	3	2	87	.241	--	--	--	63	140	10	57-88	1023	618	113	.936
1991	51	1399	.289	222	405	40	15	2	176	.344	.331	25	11	85	146	8	56-70	1062	408	69	.955
1992	52	1367	.247	172	338	27	16	8	121	.308	--	--	--	82	174	6	47-65	1066	521	96	.943
1993	53	1434	.250	180	359	41	30	8	137	.338	--	38	--	50	175	4	42-56	--	--	--	--
1994	58	1590	.311	312	494	37	39	24	174	.428	--	--	--	85	170	18	88-95	--	--	--	--
1995	55	1494	.282	236	422	50	21	10	192	.364	.333	26	7	99	152	17	60-69	1111	507	77	.955
1996	52	1393	.301	220	419	66	22	6	184	.393	.354	41	10	100	163	20	82-90	1013	472	52	.966
1997	56	1522	.292	213	444	70	12	11	166	.375	.337	62	2	93	178	12	74-91	1114	506	86	.950
1998	52	1323	.249	164	329	33	5	17	135	.320	.307	54	2	102	195	11	55-66	1048	428	73	.953
1999	60	1634	.287	234	469	60	13	14	205	.365	.342	61	7	120	217	21	44-56	1214	618	85	.956
2000	58	1538	.272	217	419	46	11	23	181	.362	.326	64	5	106	182	18	33-47	1156	577	65	.964
2001	53	1274	.213	147	271	43	8	17	107	.299	.266	53	8	80	194	15	26-39	1057	551	80	.953
2002	70	1868	.263	264	492	81	20	37	230	.388	.336	46	10	198	293	11	56-74	1482	515	54	.974
2003	63	1607	.236	210	380	63	5	35	186	.347	.313	32	7	169	385	13	35-48	366	50	11	.970
2004	66	1618	.263	264	425	74	4	36	227	.380	.355	30	10	221	328	17	89-112	1301	329	65	.962
2005	65	1690	.288	309	486	67	10	25	268	.383	.371	25	15	217	301	16	159-188	1321	407	51	.971
2006	70	1823	.306	428	557	99	11	75	385	.495	.394	25	23	249	247	33	138-158	1362	591	94	.954
2007	70	1915	.322	451	616	95	14	96	416	.536	.394	32	19	200	325	41	105-120	1383	443	56	.970
2008	63	1615	.258	241	417	47	9	49	217	.389	.319	33	7	110	287	38	124-137	1231	477	57	.968
2009	61	1602	.305	356	488	86	9	71	328	.502	.393	23	13	183	292	59	64-76	1193	463	41	.976
2010	62	1578	.295	418	465	77	7	118	393	.577	.411	42	8	259	341	57	40-43	1200	477	69	.960
2011	57	1497	.323	349	483	67	16	100	333	.589	.410	37	8	178	285	48	78-90	1117	457	52	.968
2012	60	1494	.274	294	409	56	7	54	641	.429	.389	47	7	210	304	75	96-119	1180	486	55	.968
2013	55	1470	.293	304	431	67	12	47	273	.451	.390	28	10	197	275	42	94-112	1060	434	62	.960
2014	47	1230	.297	222	365	54	10	37	210	.447	.379	31	9	144	204	25	65-74	912	388	53	.961
2015	50	1193	.235	175	280	48	8	35	163	.376	.333	33	9	162	277	18	24-29	922	245	41	.966
2016	55	1415	.228	162	323	50	5	32	139	.339	.304	41	8	133	299	24	45-55	1127	519	63	.963
2017	53	1444	.256	234	369	59	4	54	205	.414	.355	32	13	197	329	34	38-49	1124	395	59	.963
2018	54	1375	.227	233	312	52	9	54	211	.396	.345	18	11	217	339	37	9-14	1104	327	78	.948
2019	58	1514	.277	326	419	104	6	61	302	.474	.395	13	15	256	283	50	26-33	1114	397	57	.964
2020*	23	584	.245	94	29	29	3	19	86	.402	.339	7	6	76	122	10	25-29	474	162	19	.971
2021	46	1180	.276	234	326	48	2	56	219	.463	.381	13	15	176	235	33	29-38	892	301	36	.971
2022	56	1488	.284	307	423	79	6	35	273	.416	.395	30	11	236	268	44	69-81	1150	327	38	.975
2023	53	1327	.262	246	348	60	11	48	221	.433	.359	29	10	185	252	21	87-102	1039	291	30	.978
2024	55	1446	.309	345	447	76	8	89	324	.557	.409	15	15	214	199	42	36-47	1066	379	47	.968
2025	51	1278	.286	250	365	63	6	40	226	.438	.387	24	10	190	189	28	26-32	989	256	53	.962

## TEAM YEAR BY YEAR STATISTICS

## PITCHING

YEAR	GS	CG	W	L	W-L%	ERA	SV	SHO	IP	H	R	ER	BB	SO	2B	3B	HR	AB	BAVG	WP	HBP
1987	31	23	5	26	.161	3.29	--	1	200.0	--	208	94	258	75	--	--	--	--	--	--	--
1988	38	27	8	30	.210	3.12	2	2/0	242.1	245	229	108	163	108	--	--	--	--	--	--	--
1989	36	--	19	16	.543	1.36	0	7	236.0	193	100	46	136	96	--	--	--	--	--	18	5
1990	49	--	15	34	.306	1.98	3	5	343.2	282	191	97	110	164	--	--	--	--	--	39	5
1991	51	24	38	12	.760	1.32	9	14/11	354.0	237	101	67	109	243	--	--	--	--	.185	28	9
1992	52	30	30	22	.576	1.89	7	6/5	355.1	307	162	96	132	133	26	14	4	1392	.221	25	9
1993	53	27	28	25	.528	2.38	5	4/4	359.1	319	195	122	170	134	24	17	11	1350	.236	33	13
1994	58	45	35	23	.603	1.35	1	15	368.1	299	139	71	73	182	28	20	9	1445	.207	19	4
1995	55	31	30	25	.545	1.83	3	6/4	371.1	323	164	97	120	144	33	12	6	1389	.233	6	10
1996	52	33	32	20	.615	1.89	3	10/10	337.2	295	135	91	78	156	49	7	13	1285	.230	17	7
1997	56	22	22	34	.392	3.07	3	3/3	371.2	448	256	163	161	87	68	9	18	1511	.296	14	8
1998	52	32	23	29	.442	2.75	1	5/0	349.1	413	193	137	159	149	69	6	18	1500	.275	23	23
1999	60	39	22	38	.367	3.11	0	1/0	404.2	475	260	180	150	183	73	7	26	1868	.292	31	21
2000	58	44	25	33	.431	3.47	0	3/0	385.1	455	232	191	130	101	104	7	28	1737	.299	30	13
2001	53	36	24	29	.453	1.55	6	9/5	352.1	325	141	78	101	158	43	6	18	1297	.251	8	8
2002	70	48	52	18	.743	1.70	5	17/2	494.2	369	151	120	199	457	49	8	22	1760	.210	5	15
2003	62	47	37	25	.597	1.70	0	16/1	420.2	270	135	102	171	459	42	7	24	1471	.184	9	24
2004	66	48	47	19	.712	0.97	1	29/8	433.2	262	102	60	110	526	27	3	23	1532	.171	5	22
2005	65	39	51	14	.784	1.49	6	26/6	440.1	279	123	94	128	490	40	6	26	1567	.178	15	30
2006	70	13	48	22	.686	3.27	13	9/5	454.0	475	272	212	120	277	68	3	58	1794	.265	30	50
2007	70	25	54	16	.771	2.54	7	13/7	461.0	377	208	167	203	429	47	9	50	1712	.220	47	61
2008	63	39	32	31	.508	2.85	3	9/0	410.1	396	216	167	154	272	52	8	40	1572	.252	24	40
2009	61	33	46	15	.754	2.15	3	15/4	397.2	323	145	122	157	348	39	3	37	1471	.220	33	25
2010	62	39	51	11	.823	2.19	4	15/2	400.0	341	166	125	164	351	37	5	33	1516	.225	18	33
2011	57	28	45	12	.789	2.37	7	14/7	372.1	300	155	126	189	354	30	6	31	1397	.215	20	20
2012	60	44	37	23	.617	3.27	2	11/1	393.1	344	226	184	253	245	64	11	33	1444	.238	33	32
2013	55	29	25	30	.454	5.37	4	3/0	353.1	443	340	271	221	160	87	2	67	1436	.308	21	35
2014	47	29	23	24	.489	4.24	1	3/0	304.0	347	231	184	202	230	55	3	33	1219	.285	27	26
2015	50	25	16	34	.320	4.90	2	4/2	307.1	274	241	215	221	354	48	2	46	1162	.236	35	44
2016	55	41	22	33	.400	4.21	2	8/1	375.2	418	258	226	226	239	54	4	46	1492	.280	15	32
2017	53	26	19	34	.358	4.82	1	2/1	374.2	443	296	258	232	242	65	7	52	1496	.296	31	38
2018	54	31	28	26	.519	2.74	3	8/0	368.0	380	200	144	114	240	80	8	36	1468	.259	10	25
2019	58	12	31	27	.534	4.60	8	4/1	371.1	463	308	244	169	230	75	5	64	1536	.301	42	28
2020*	23	7	12	11	.521	3.32	4	3/0	158.0	156	82	75	53	130	27	2	15	384	.255	21	18
2021	46	13	20	26	.435	4.59	4	5/0	297.1	339	232	195	107	204	56	6	59	1184	.286	26	43
2022	56	18	38	18	.679	2.92	7	8/4	383.1	310	193	160	205	370	46	3	52	1424	.218	31	42
2023	53	13	26	27	.491	4.47	8	6/2	346.1	335	240	221	203	323	56	7	70	1337	.251	24	32
2024	55	11	32	23	.581	5.06	9	3/1	355.1	364	300	257	237	276	49	6	66	1387	.262	45	35
2025	51	8	27	24	.529	4.29	6	7/1	329.2	365	259	202	189	290	78	7	51	1312	.261	42	23

## 2026 SCHEDULE

<b>Feb. 5</b>	<b>Villanova \$</b>	<b>5:30 p.m.</b>	<b>Atlanta, Ga.</b>
<b>Feb. 6</b>	<b>Villanova \$</b>	<b>4 p.m.</b>	<b>Atlanta, Ga.</b>
	<b>Alabama \$</b>	<b>6 p.m.</b>	<b>Atlanta, Ga.</b>
<b>Feb. 7</b>	<b>Alabama \$</b>	<b>4 p.m.</b>	<b>Atlanta, Ga.</b>
<b>Feb. 8</b>	<b>ECU (DH) \$</b>	<b>12/2 p.m.</b>	<b>Atlanta, Ga.</b>
<b>Feb. 10</b>	<b>Kennesaw State</b>	<b>5 p.m.</b>	<b>Atlanta, Ga.</b>
Feb. 13	FIU &	1 p.m.	Gainesville, Fla.
	Florida &	6 p.m.	Gainesville, Fla.
Feb. 14	FIU &	9 a.m.	Gainesville, Fla.
	Marshall &	11:30 a.m.	Gainesville, Fla.
Feb. 15	Florida &	11:30 a.m.	Gainesville, Fla.
<b>Feb. 19</b>	<b>College of Charleston %</b>	<b>1 p.m.</b>	<b>Atlanta, Ga.</b>
	<b>Georgia State %</b>	<b>3:30 p.m.</b>	<b>Atlanta, Ga.</b>
<b>Feb. 20</b>	<b>Purdue %</b>	<b>1:30 p.m.</b>	<b>Atlanta, Ga.</b>
	<b>College of Charleston %</b>	<b>4 p.m.</b>	<b>Atlanta, Ga.</b>
<b>Feb. 21</b>	<b>Yale %</b>	<b>4 p.m.</b>	<b>Atlanta, Ga.</b>
<b>Feb. 22</b>	<b>Purdue %</b>	<b>12 p.m.</b>	<b>Atlanta, Ga.</b>
<b>Feb. 25</b>	<b>Mississippi State</b>	<b>6 p.m.</b>	<b>Atlanta, Ga.</b>
<b>Feb. 27</b>	<b>Notre Dame *</b>	<b>5 p.m.</b>	<b>Atlanta, Ga.</b>
<b>Feb. 28</b>	<b>Notre Dame *</b>	<b>3 p.m.</b>	<b>Atlanta, Ga.</b>
<b>March 1</b>	<b>Notre Dame *</b>	<b>1 p.m.</b>	<b>Atlanta, Ga.</b>
<b>March 3</b>	<b>Troy</b>	<b>5 p.m.</b>	<b>Atlanta, Ga.</b>
March 6	Clemson *	5 p.m.	Clemson, S.C.
March 7	Clemson *	3 p.m.	Clemson, S.C.
March 8	Clemson *	6 p.m.	Clemson, S.C.
<b>March 10</b>	<b>UAB</b>	<b>6 p.m.</b>	<b>Atlanta, Ga.</b>
March 13	Virginia *	6 p.m.	Charlottesville, Va.
March 14	Virginia *	3 p.m.	Charlottesville, Va.
March 15	Virginia *	1 p.m.	Charlottesville, Va.
March 18	UgA	TBA	Athens, Ga.
<b>March 20</b>	<b>Duke *</b>	<b>6 p.m.</b>	<b>Atlanta, Ga.</b>
<b>March 21</b>	<b>Duke *</b>	<b>3 p.m.</b>	<b>Atlanta, Ga.</b>
<b>March 22</b>	<b>Duke *</b>	<b>4 p.m.</b>	<b>Atlanta, Ga.</b>
<b>March 24</b>	<b>West Georgia</b>	<b>6 p.m.</b>	<b>Atlanta, Ga.</b>
March 27	Louisville *	6 p.m.	Louisville, KY
March 28	Louisville *	1 p.m.	Louisville, KY
March 29	Louisville *	12 p.m.	Louisville, KY
<b>April 1</b>	<b>Mercer</b>	<b>6 p.m.</b>	<b>Atlanta, Ga.</b>
<b>April 3</b>	<b>Boston College *</b>	<b>6 p.m.</b>	<b>Atlanta, Ga.</b>
<b>April 4</b>	<b>Boston College *</b>	<b>3 p.m.</b>	<b>Atlanta, Ga.</b>
<b>April 5</b>	<b>Boston College *</b>	<b>1 p.m.</b>	<b>Atlanta, Ga.</b>
<b>April 7</b>	<b>Jacksonville State</b>	<b>6 p.m.</b>	<b>Atlanta, Ga.</b>
April 10	Iowa ^	TBA	Iowa City, Iowa
April 11	Iowa ^	TBA	Iowa City, Iowa
	South Dakota State ^	TBA	Iowa City, Iowa
April 12	South Dakota State ^	TBA	Iowa City, Iowa
<b>April 15</b>	<b>Georgia Southern</b>	<b>6 p.m.</b>	<b>Atlanta, Ga.</b>
April 17	Virginia Tech *	6 p.m.	Blacksburg, Va.
April 18	Virginia Tech *	7 p.m.	Blacksburg, Va.
April 19	Virginia Tech *	12 p.m.	Blacksburg, Va.
<b>April 22</b>	<b>Furman</b>	<b>6 p.m.</b>	<b>Atlanta, Ga.</b>
<b>April 24</b>	<b>Florida State *</b>	<b>6 p.m.</b>	<b>Atlanta, Ga.</b>
<b>April 25</b>	<b>Florida State *</b>	<b>5 p.m.</b>	<b>Atlanta, Ga.</b>
<b>April 26</b>	<b>Florida State *</b>	<b>1 p.m.</b>	<b>Atlanta, Ga.</b>
May 6-9	ACC Tournament	TBD	Charlottesville, Va.
May 29	NCAA Regionals	TBD	TBD

\* Denotes ACC game

\$ Denotes Buzz Classic

&amp; Denotes "Home Tournament" (Hosted by Florida)

% Denotes I-75 Tournament

^ Denotes Bye Week Tournament (Hosted by Iowa)

All times Eastern and subject to change

**Home games are in bold, italics**