





25 SYRACUSE BASKETBALL 26

2003 NCAA CHAMPIONS • 6 FINAL FOURS • 41 NCAA TOURNAMENTS • 44 ALL-AMERICANS • 71 NBA DRAFT PICKS

SYRACUSE (9-5, 0-1) AT GEORGIA TECH (10-5, 1-1)

Tuesday, January 6, 2026 • McCamish Pavilion • 7:00 p.m. • ACC Network

2025-26 SCHEDULE

November		
	3 BINGHAMTON	W, 85-47
	8 DELAWARE STATE	W, 83-43
Autumn Invitational, Philadelphia, Pa.		
	15 at Drexel	W, 80-50
	18 MONMOUTH	W, 78-73
Player Era Men's Champ., Las Vegas, N.V		
	24 vs. #3/2 Houston	L, 74-78 OT
	25 vs. rv/rv Kansas	L, 60-71
	26 vs. #15/13 Iowa State	L, 64-95
December		
ACC/SEC Challenge		
	2 #13/13 TENNESSEE	W, 62-60
	11 SAINT JOSEPH'S	W, 71-63
	13 HOFSTRA	L, 69-70
	17 MERCYHURST	W, 76-62
	20 NORTHEASTERN	W, 91-83
	22 STONEHILL	W, 77-48
	31 rv/rv CLEMSON	L, 61-64
January		
	6 at Georgia Tech	7:00 p.m.
	10 at Pittsburgh	2:00 p.m.
	13 FLORIDA STATE	9:00 p.m.
	17 at Boston College	2:00 p.m.
	21 VIRGINIA TECH	9:00 p.m.
	24 MIAMI	2:00 p.m.
	27 at NC State	7:00 p.m.
	31 NOTRE DAME	6:00 p.m.
February		
	2 at North Carolina	7:00 p.m.
	7 at Virginia	12:00 p.m.
	11 CALIFORNIA	7:00 p.m.
	14 SMU	2:00 p.m.
	16 at Duke	7:00 p.m.
	21 NORTH CAROLINA	1:00 p.m.
	28 at Wake Forest	5:45 p.m.
March		
	3 at Louisville	9:00 p.m.
	7 PITTSBURGH	5:00 p.m.
ACC Tournament, Charlotte, N.C.		
	10-14 ACC Tournament	TBA
	Charlotte, N.C.	





Jay Alter
Randolph Childress

Matt Park
Jim Satalin

Max Gifford
Sam Reis

Syracuse Travels To Georgia Tech

The Orange have their first ACC road game of the campaign on Jan. 6 at Georgia Tech.

Syracuse-Georgia Tech Series

- ✓ Syracuse has a 10-9 edge in the all-time series.
- ✓ The Yellow Jackets have won four of seven matchups at McCamish Pavilion.
- ✓ The Orange won last year's pairing, 62-55, at the JMA Wireless Dome.

Syracuse Notes

- ✓ Syracuse aims to rebound from a 64-61 loss to Clemson on Dec. 31.
- ✓ **William Kyle III**, a senior center, is second in blocks average (3.2) and tied for third in blocks (45) among Division I players.
- ✓ Sophomore forward **Donnie Freeman** (17.8 ppg., 6.0 rpg.) made his first appearance since Nov. 18 against Clemson and produced 18 points and nine boards.
- ✓ Syracuse's scoring defense (64.8) and field-goal percentage defense (.396) are the program's best marks since 2017-18.
- ✓ The Orange have six players averaging between 9.9 and 17.8 points per game.

Georgia Tech Notes





- ✓ The Yellow Jackets have won four of their last five games, including a 65-53 decision at Boston College on Jan. 3.
- ✓ Former NBA player **Damon Stoudamire** is in his third year as coach at Georgia Tech.
- ✓ **Kowacie Reeves Jr.** (16.0 ppg.), a redshirt senior forward, is the club's top scorer.
- ✓ Freshman center **Mouhamed Sylla** (10.9 ppg., 8.0 rpg.) has started all 14 games.
- ✓ Junior forward **Baye Ndong** (11.2 ppg., 7.7 rpg.) is back after missing three December games.

S	VS.	GT
2025-26	Season	2025-26
9-5	W-L	10-5
5-5	Last 10	6-4
3-2	Last 5	4-1
73.6	PPG	75.9
64.8	OPP PPG	70.1
+8.9	Margin	+5.8
.463	FG %	.456
.396	FG % DEF	.387
.309	3PT %	.358
.322	3PT % DEF	.281
.608	FT %	.691
36.0	RPG	40.5
36.9	OPP RPG	35.7
-0.9	Margin	+4.8
12.6	Assists PG	1.3
11.0	Turnovers PG	13.9
1.1	A/TO Ratio	1.2
7.1	Blocks PG	4.3
6.7	Steals PG	7.1

SYRACUSE STORYLINES

- Syracuse faces its first ACC road test of the season at Georgia Tech.
- Senior **William Kyle III** is second in Division I blocked shot average (3.1 bpg.).
- The Orange are second in Division I blocked-shot average (7.1).
- Syracuse junior **Naithan George** and redshirt sophomore **Akir Souare** spent the last two seasons at Georgia Tech.

LAST GAME STARTERS

				
O. White Jr. F	2. Starling G	4. Kingz F	11. George G	42. Kyle III C
MIN: 19.4	MIN: 29.0	MIN: 30.4	MIN: 30.2	MIN: 28.3
PPG: 7.5	PPG: 10.7	PPG: 9.9	PPG: 10.4	PPG: 10.0
RPG: 4.3	RPG: 2.8	RPG: 4.4	RPG: 3.2	RPG: 8.0
SPG: 0.7	APG: 2.4	SPG: 1.0	APG: 5.0	BPG: 3.2

ORANGE STANDARD

25 SYRACUSE BASKETBALL 26

2003 NCAA CHAMPIONS • 6 FINAL FOURS • 41 NCAA TOURNAMENTS • 44 ALL-AMERICANS • 71 NBA DRAFT PICKS

SYRACUSE-GEORGIA TECH SERIES



ALL-TIME SERIES

Overall	Syracuse leads, 10-9
Home Total (Dome)	Syracuse leads, 6-3
Away Total	Georgia Tech leads, 5-3
Away Total (McCamish Pavilion)	Georgia Tech, 4-3
Away Total (Philips Arena)	Georgia Tech leads, 1-0
Neutral Site	Series tied, 1-1
Current SYR Streak	W1
Longest SYR Winning Streak	2 (2022-23)
	2 (2019-20)
	2 (2015-16)
	2 (2002-2010)
Longest SYR Losing Streak	2, (2023-2024)
	2 (2018-2019)
	2 (2015-2016)
Largest SYR Margin of Victory	27 (97-63, 12/7/2019)
Largest SYR Margin of Defeat	20 (96-76, 2/28/2023)

ALL-TIME RESULTS

Date	Site	W-L	SU-OPP
3/17/1985	The Omni, Atlanta (NCAA)	L	53-70
<i>Price scores 20 and the Jackets knock SU out of the NCAAs.</i>			
12/16/2001	Philips Arena	L	80-96
<i>Yellow Jackets never trail in Peach Bowl Classic.</i>			
12/21/2002	Carrier Dome	W	92-65
<i>McNamara (25 pts., 10 assists) leads three with double-doubles.</i>			
11/27/2010	Boardwalk Hall, Atlantic City	W	80-76
<i>Jackson has 10 pts, 14 rebs.; earns Legends Classic MVP</i>			
3/4/2014	Carrier Dome	L	62-67
<i>Georgia Tech overcame 28 points from C.J. Fair.</i>			
1/7/2015	McCamish Pavilion	W	46-45
<i>Christmas converted two free throws with 12 seconds left.</i>			
1/30/2016	Carrier Dome	W	60-57
<i>Richardson made three free throws in the final 16 seconds.</i>			
2/19/2017	McCamish Pavilion	L	65-71
<i>Lammers posts 23 points. Tigers overcome halftime deficit.</i>			
3/4/2017	Carrier Dome	W	90-61
<i>White scores 40 points in final Dome appearance.</i>			
1/31/2018	McCamish Pavilion	L	51-55
<i>Syracuse missed two 3-pointers in final 12 seconds.</i>			
1/12/2019	Carrier Dome	L	59-73
<i>Georgia Tech shoots .595 (25-of-42) in Dome victory.</i>			
12/7/2019	McCamish Pavilion	W	97-63
<i>Hughes (33 points) & Boeheim (28 points) each had career highs.</i>			
2/22/2020	Carrier Dome	W	79-72
<i>The Orange shoot 64 percent from the field in Dome victory.</i>			
2/27/2021	McCamish Pavilion	L	77-84
<i>Orange outscore Yellow Jackets 16-9 in final 4:35 but fall short.</i>			
2/21/2022	Carrier Dome	W	74-73 OT
<i>Jimmy Boeheim contributes 20 points, 10 boards to Orange win.</i>			
1/21/2023	McCamish Pavillion	W	80-63
<i>Girard tallies 18 of his game-high 28 in the first half.</i>			
2/28/2023	JMA Wirless Dome	L	76-96
<i>Tech's Franklin produces 14 points, 15 boards and 10 assists.</i>			
2/14/2024	McCamish Pavilion	L	60-65
<i>Georgia Tech scored eight of the last 11 points.</i>			
1/7/2025	JMA Wireless Dome	W	62-55
<i>Starling paces Orange with 21 points.</i>			

INDIVIDUAL HIGHS

Points: 40, Andrew White (at SU, 3/4/2017)
Rebounds: 15, Tyler Lydon (at GT, 2/19/2017)
Assists: 11, Dwayne Washington (vs. GT, 3/17/1985)
Steals: 5, Bourama Sidibe (at GT, 12/7/2019); Marek Dolezaj (at SU, 1/12/2019); Maliq Brown (at GT, 2/17/2024)
Blocks: 4, Rakeem Christmas (at SU, 3/4/2014)
Turnovers: 9, DeShaun Williams (at GT, 12/16/2001)
Field Goals Made: 12, Andrew White (at SU, 3/4/2017)
Field Goal Attempts: 25, C.J. Fair (at SU, 3/14/2014)
Best FG Percentage (min. 10 made): .750, 12-16, Andrew White (at SU, 3/4/2017)
Free Throws Made: 12, Marek Dolezaj (at SU, 2/22/2020)
Free Throw Attempts: 14, Scoop Jardine (vs. GT, 11/27/2010)
Best FT Percentage: 1.000, 12-12, Marek Dolezaj (at SU, 2/22/2020)
3-Point FGs Made: 8, Andrew White (at SU, 3/4/2017)
3-Point FGs Attempted: 12, Andrew White (at GT, 2/19/2017)
Best 3-Point FG Percentage (min. 3 made): .889, Andrew White (at SU, 3/4/2017)

TEAM HIGHS

Points: 97 (at GT, 12/7/2019)
Rebounds: 53 (at SU, 12/21/2002)
Assists: 23 (at SU, 12/21/2002)
Steals: 14 (at GT, 12/7/2019)
Blocks: 7 (at GT, 2/19/2017)
Fewest Turnovers: 4 (at SU, 2/21/2022)
Field Goals Made: 37 (at SU, 12/21/2002)
Field Goal Attempts: 82 (at SU, 12/21/2002)
Best FG Percentage: .556, 25-45 (at SU, 3/4/2017)
Free Throws Made: 28 (at SU, 2/22/2020)
Free Throw Attempts: 38 (at GT, 11/27/2010)
Best FT Percentage: .900, 18-20 (at SU, 2/28/2023)
3-Point FGs Made: 15 (at SU, 3/4/2017)
3-Point FGs Attempted: 33 (at GT, 12/7/2019)
Best 3-Point FG Percentage (min. 5 made): .625, 15-24 (at SU, 3/4/2017)

SU 1,000 CAREER POINTS

Syracuse has 67 players who have scored 1,000 career points with the Orange. J.J. Starling was the latest, reaching the mark versus Stonehill on December 22, 2025.

No.	Player	Points	Avg.	Years
1.	Lawrence Moten	2,334	19.3	1991-95
2.	Derrick Coleman	2,143	15.0	1986-90
3.	John Wallace	2,119	16.7	1992-96
4.	Gerry McNamara	2,099	15.5	2002-06
5.	Hakim Warrick	2,073	15.4	2001-05
6.	Sherman Douglas	2,060	14.9	1985-89
7.	Stephen Thompson	1,956	13.6	1986-90
8.	Preston Shumpert	1,907	14.2	1998-02
9.	Dave Bing	1,883	24.8	1963-66
10.	Rafael Addison	1,876	14.9	1982-86
11.	Erich Santifer	1,845	14.9	1979-83
12.	Billy Owens	1,840	17.9	1988-91
13.	Buddy Boeheim	1,765	14.6	2018-22
14.	Rony Seikaly	1,716	12.6	1984-88
15.	Eric Devendorf	1,680	14.5	2005-09
16.	C.J. Fair	1,660	11.6	2010-14
17.	Joseph Girard III	1,652	13.2	2019-23
18.	Tyus Battle	1,647	16.0	2016-19
19.	Dave Johnson	1,614	12.2	1988-92
20.	Brandon Triche	1,564	10.6	2009-13
21.	Roosevelt Bouie	1,560	13.2	1976-80
	Todd Burgan	1,560	12.5	1994-98
23.	Adrian Autry	1,538	12.7	1990-94
24.	Dennis DuVal	1,504	18.6	1971-74
25.	Jason Hart	1,503	11.4	1996-00
26.	Rudy Hackett	1,496	17.2	1972-75
	Dale Shackelford	1,496	12.8	1975-79
28.	Dwayne Washington	1,490	15.7	1983-86
29.	Louis Orr	1,487	12.8	1976-80
30.	Kris Joseph	1,476	10.5	2008-12
31.	Bill Smith	1,451	20.7	1968-71
32.	Trevor Cooney	1,437	10.2	2012-16
33.	Otis Hill	1,416	10.9	1993-97
34.	Greg Kohls	1,360	19.2	1969-72
35.	Mike Lee	1,351	16.3	1970-73
36.	Billy Gabor	1,344	14.9	1942-48
	Demetris Nichols	1,344	10.9	2003-07
38.	Etan Thomas	1,340	11.0	1996-00
39.	Vinnie Cohen	1,337	19.7	1954-57
40.	Tony Bruin	1,294	11.6	1979-83
41.	Scoop Jardine	1,265	9.0	2007-12
42.	Paul Harris	1,253	11.7	2006-09
43.	George Hicker	1,245	16.0	1965-68
	Rick Jackson	1,245	8.7	2007-11
45.	Arinze Onuaku	1,232	9.2	2005-10
46.	Damone Brown	1,230	10.9	1997-01
47.	Wendell Alexis	1,212	9.7	1982-86
48.	Jonny Flynn	1,211	16.6	2007-09
49.	Jack Kiley	1,193	15.1	1948-51
50.	Ryan Blackwell	1,175	11.8	1997-00
51.	Jim Lee	1,165	13.4	1972-75
52.	Marty Byrnes	1,159	11.0	1974-78
	Marty Headd	1,159	10.9	1977-81
54.	Michael Gbinije	1,144	11.3	2013-16
55.	DeShaun Williams	1,136	11.7	1999-02
56.	Judah Mintz	1,123	17.5	2022-24
57.	Andy Rautins	1,121	8.8	2005-10
58.	James Williams	1,119	11.0	1973-77
59.	Ed Stickle	1,096	11.0	1945-49
60.	Jon Cincebox	1,087	15.8	1956-59
61.	Kueth Duany	1,084	8.5	1999-03
62.	Pete Chudy	1,079	16.1	1958-61
63.	Elijah Hughes	1,075	16.3	2018-20
64.	Vaughn Harper	1,070	13.5	1965-68
65.	Rakeem Christmas	1,046	7.4	2011-15
66.	Leo Rautins	1,031	12.1	1980-83
67.	J.J. Starling	1,017	14.7	2023-25

25 SYRACUSE BASKETBALL 26

2003 NCAA CHAMPIONS • 6 FINAL FOURS • 41 NCAA TOURNAMENTS • 44 ALL-AMERICANS • 71 NBA DRAFT PICKS

2025-26 SYRACUSE BASKETBALL ROSTER

Alphabetical

No.	Name	Pos.	Ht.	Wt.	Yr.	Hometown (H.S./Prep/College)
7	Anthony, Kiyan	G	6-6	195	Fr.	Brooklyn, N.Y. (Christ The King/Long Island Lutheran)
5	Betsey, Tyler	F	6-8	230	So.	Windsor, Conn. (St. Thomas More/Cincinnati)
12	Diawara, Tiefing	C	7-0	250	Fr.	Mopit, Mali (DME Academy at St. John's Northwestern, Wisc.)
9	Fennell, Luke	G	6-6	187	Fr.	Melbourne, Australia (South East Melbourne)
1	Freeman, Donnie	F	6-9	213	So.	Washington, D.C. (St. John's College/IMG Academy)
11	George, Naithan	G	6-3	193	Jr.	Toronto, Canada (Canyon International Academy/Georgia Tech)
4	Kingz, Nate	G	6-5	200	RSr.	Salem, Ore. (McNary/Westmont/Southern Idaho/Oregon State)
42	Kyle III, William	F	6-9	230	Sr.	Bellevue, Neb. (Bellevue West/South Dakota State/UCLA)
24	Lobdell, Noah	G	6-0	140	So.	Syracuse, N.Y. (Faith Heritage)
10	Souare, Ibrahim "Akir"	F	6-9	225	RSo.	Conakry, Guinea (Dream City Christian School/Canyon International Academy/Georgia Tech)
2	Starling, J.J.	G	6-4	207	Sr.	Baldwinsville, N.Y. (Baldwinsville/La Lumiere School, Ind./Notre Dame)
0	White Jr., Sadiq	F	6-9	207	Fr.	Charlotte, N.C. (IMG Academy)
14	Womack, Aaron	G	6-6	188	Fr.	Milwaukee, Wisc. (Dominican)
55	Zephir, Bryce	G	6-4	208	Gr.	Carson, Calif. (Santa Monica/Chipola/North Texas/Salt Lake/Montana State)

Head Coach: Adrian Autry

Assistant Coaches: Pete Corasaniti, Dan Engelstadt, Allen Griffin, Brenden Straughn

Pronunciation Guide

Kiyan Anthony	KI-ann	Sadiq White Jr.	sah-DEEK
Tiefing Diawara	CHEFF-ing D-I-warr-a	Aaron Womack	WOO-mack
Luke Fennell	fah-NELL	Bryce Zephir	br-ICE ZEF-er
Ibrahim "Akir" Souare	ah-KEAR SWAR-ay		



William Kyle III

December Best
William Kyle III
7 games
11.8 ppg.
8.0 rpg.
0.1 apg.
3.8 bpg.
0.7 spg.
29.5 mpg.

December Season Notes

- ✓ **Dec. 31: Donnie Freeman** returned from a nine-game absence and scored all 18 of his points in the second half but the Orange lost to Clemson, 64-61.
- ✓ **Freeman** added a game-high nine rebounds. **Naithan George** had 10 points, six rebounds and six assists.
- ✓ **Dec. 22: Naithan George** had 22 points and **J.J. Starling** added 20 points in a 77-48 win against Stonehill.
- ✓ The Orange used a 16-0, second-half run to pull away from the Skyhawks.
- ✓ **Dec. 20: Naithan George** scored a season-high 22 points, which included a 12-of-14 effort from the free-throw line, and SU defeated Northeastern, 91-83.
- ✓ **Kiyan Anthony** had 18 points off the bench and **Tyler Betsey**, **Nate Kingz** and **William Kyle III** each scored 14.
- ✓ **Dec. 17: William Kyle III** and **J.J. Starling** each had 15 points and SU won the first-ever meeting with Mercyhurst, 76-62.
- ✓ **Kyle III** added 10 rebounds and five blocked shots and **Sadiq White Jr.** contributed 13 points and nine boards versus the Lakers.
- ✓ **Dec. 13: Hofstra** hit 12-of-18 3-pointers and ultimately edged host SU, 70-69.
- ✓ **J.J. Starling** led five SU players who tallied double-digit points with 15. **William Kyle III** had 13 points, six boards and four blocks.
- ✓ **Dec. 11:** Five players scored in double digits and Syracuse held Saint Joseph's to .357 shooting in a 71-63 Orange triumph.
- ✓ **Tyler Betsey** tied his career high with 16 points and William Kyle III had 12 points and 11 rebounds.
- ✓ **Dec. 5:** SU announced that freshman guard **Aaron Womack** plans to redshirt in 2025-26. He remains eligible to practice and suit up for games (but not compete).
- ✓ **Dec. 2: William Kyle III** and **Sadiq White Jr.** converted free throws in the final 11 seconds and SU upended #13 Tennessee, 62-60, in the ACC/SEC Challenge.
- ✓ **Nate Kingz** scored all 19 of his points in the first half and **J.J. Starling** tallied seven of his 12 points in the last seven minutes.
- ✓ **Kyle III** contributed 10 points, seven rebounds and six blocked shots.

SU SCORING DEFENSE

2016-present		
Season	Games	Avg.
2025-26	14	64.8
2024-25	33	77.8
2023-24	32	75.6
2022-23	32	72.9
2021-22	33	75.1
2020-21	28	70.1
2019-20	32	69.3
2018-19	34	66.1
2017-18	37	63.8
2016-17	34	71.1

SU FG PERCENTAGE DEFENSE
































2016-present		
Season	Games	Avg.
2025-26	14	.396
2024-25	33	.463
2023-24	32	.458
2022-23	32	.429
2021-22	33	.426
2020-21	28	.410
2019-20	32	.406
2018-19	34	.401
2017-18	37	.391
2016-17	34	.430

25 SYRACUSE BASKETBALL 26

2003 NCAA CHAMPIONS • 6 FINAL FOURS • 41 NCAA TOURNAMENTS • 44 ALL-AMERICANS • 71 NBA DRAFT PICKS

2025-26 OPPONENTS

includes games of Jan. 4

Date	Opponent	W-L	Rank	Series	Post	TV
11/3	BINGHAMTON	4-12		6-0		 ACCN ESPN
11/8	DELAWARE STATE	5-11		1-0		 ACCN ESPN
11/15	at Drexel	6-10		5-1		 peacock
11/18	MONMOUTH	7-8		4-0		 ACCN ESPN
11/24	vs. Houston	13-1	8/8	1-2		 TNT
11/25	vs. Kansas	10-4	17/17	4-3		 TNT
11/26	vs. Iowa State	14-0	3/3	2-0		 TNT
12/2	TENNESSEE	10-4	19/20	4-5		 ESPN 2
12/11	SAINT JOSEPH'S	8-7		5-4		 ACCN ESPN
12/13	HOFSTRA	11-4		3-1		 ACCN ESPN
12/17	MERCYHURST	5-9		1-0		 ACCN ESPN
12/20	NORTHEASTERN	5-9		10-0		 ACCN ESPN
12/22	STONEHILL	4-11		2-0		 ACCN ESPN
12/31	CLEMSON	12-3	rv/rv	6-12		 ESPN 2
1/6	at Georgia Tech	10-5		10-9		 ACCN ESPN
1/10	at Pittsburgh	7-8		76-52		 ESPN 2
1/13	FLORIDA STATE	7-8		11-8		 ACCN ESPN
1/17	at Boston College	7-7		60-27		 ACCN ESPN
1/21	VIRGINIA TECH	12-3		13-8		 ACCN ESPN
1/24	MIAMI	12-2	rv/--	21-13		 ACCN ESPN
1/27	at NC State	10-5	rv/--	15-7		 ESPN
1/31	NOTRE DAME	10-5	rv/--	35-24		 CW
2/2	at North Carolina	13-2	12/12	7-18		 ESPN
2/7	at Virginia	12-2	21/21	7-14		 ESPN
2/11	CALIFORNIA	13-2	rv/rv	4-1		 ESPN 2
2/14	SMU	12-2		0-2		 CW
2/16	at Duke	13-1	6/5	6-17		 ESPN
2/21	NORTH CAROLINA					 abc
2/28	at Wake Forest	10-5		11-5		 CW
3/3	at Louisville	11-3	16/t13	14-20		 ACCN ESPN
3/7	PITTSBURGH					 CW
TOTAL		274-153 .642				

SU OPPONENT RECORDS

Season	Won-Lost	Pct.
2025-26	274-153	.642
2024-25	536-405	.570
2023-24	485-359	.575
2022-23	430-391	.524
2021-22	471-361	.566
2020-21	301-221	.577
2019-20	439-350	.556
2018-19	576-381	.602
2017-18	624-384	.619
2016-17	565-417	.575

WINNINGEST DIV. I PROGRAMS

includes games of Jan. 4

No.	School	Wins	Losses
1.	Kentucky*	2,431	775
2.	Kansas	2,424	913
3.	North Carolina	2,407	876
4.	Duke	2,348	934
5.	UCLA	2,035	920
6.	Temple	2,020	1,177
7.	SYRACUSE	2,016	1,000
8.	Notre Dame	1,988	1,132
9.	St. John's	1,982	1,108
10.	Purdue	1,966	1,093
11.	Indiana	1,961	1,133

*includes one tie

SU DUNK BOARD

includes Clemson game

Player	Games	Dunks	Career
William Kyle III	14	28	27
Donnie Freeman	5	5	16
Sadiq White Jr.	14	17	17
J.J. Starling	12	2	6
Kiyan Anthony	14	3	3
Tiefing Diawara	4	1	1
Nate Kingz	14	1	1
Akir Souare	14	1	1
Total	14	58	

*includes games played at Syracuse

Syracuse Opens With Slamfest

The Orange posted 10 dunks against Binghamton on Nov. 3. It represented the most Syracuse Slams in a game since totalling 13 on Dec. 8, 2012 versus Monmouth.

Senior center William Kyle III led the way with six dunks. It was the highest game dunk total by a Syracuse player since Jesse Edwards had seven versus Miami on January 5, 2022.

25 SYRACUSE BASKETBALL 26

2003 NCAA CHAMPIONS • 6 FINAL FOURS • 41 NCAA TOURNAMENTS • 44 ALL-AMERICANS • 71 NBA DRAFT PICKS

ORANGE CAREER TOTALS

<i>includes Clemson game</i>			
Double-Digit Scoring Games			
Name	2025-26	Total	
JJ Starling	9	56	
Donnie Freeman	5	14	
Naithan George	9	9	
Nate Kingz	7	7	
William Kyle III	7	7	
Kiyan Anthony	7	7	
Tyler Betsey	6	6	
Sadiq White Jr.	6	6	
20 + Point Games (does not include 30+)			
Name	2025-26	Total	
JJ Starling	1	14	
Donnie Freeman	2	5	
Naithan George	2	2	
30 + Point Games			
Name	2025-26	Total	
J.J. Starling	1	1	
10 + Rebound Games			
Name	2025-26	Total	
Donnie Freeman		7	
William Kyle III	6	6	
Double-Double			
Name	2025-26	Total	
Donnie Freeman		6	
William Kyle III	3	3	
10+ Assist Games			
Name	2025-26	Total	
3+ Block Games			
Name	2025-26	Total	
William Kyle III	9	9	
Sadiq White Jr.	1	1	
3+ Steal Games			
Name	2025-26	Total	
William Kyle III	2	2	
Naithan George	2	2	
J.J. Starling	1	2	
Nate Kingz	1	1	
Sadiq White Jr.	1	1	
Starts			
Name	2025-26	Total	Consec.
J.J. Starling	12	70	11
Donnie Freeman	4	17	
Naithan George	14	14	14
Nate Kingz	14	14	14
William Kyle III	14	14	14
Sadiq White Jr.	10	10	10
Kiyan Anthony	2	2	
<i>stats with Syracuse only</i>			

2025-26 'CUSE FT AT CRUNCH TIME									
includes Clemson game									
No.	Player	5:00-2:00	1:59-1:00	:59-0:00	Total	Pct.	OT	2025-26	Pct.
42	Kyle III	6-13		3-4	9-17	.529	1-2	34-70	.486
7	Anthony	4-6		4-4	8-10	.800		36-61	.590
11	George		4-4	1-2	5-6	.833		39-48	.813
0	White Jr.	0-1	1-2	2-4	3-7	.429		16-31	.516
1	Freeman	4-4	2-2	4-4	10-10	1.000		34-42	.810
2	Starling	0-3	2-4		2-7	.286		13-29	.448
5	Betsey	1-3	2-2	5-8	8-13	.615		17-27	.630
4	Kingz	2-4	1-1	1-2	4-7	.571		11-20	.550
10	Souare							3-6	.500
9	Fennell							3-3	1.000
55	Zephyr			0-2	0-2	.000		0-2	.000
Totals		17-34	10-13	22-32	49-79	.620	1-2	206-339	.608

SPECIALTY STATISTICS					
	PP	PTO	SCP	FBP	BP
Opponent	SU-OPP	SU-OPP	SU-OPP	SU-OPP	SU-OPP
BINGHAMTON	54-28	24-4	15-11	21-3	31-6
DELAWARE STATE	46-20	25-7	11-13	24-6	22-10
at Drexel	44-20	20-4	13-9	16-3	21-11
MONMOUTH	38-22	15-18	11-11	14-9	15-6
vs. Houston	38-24	14-21	12-21	4-2	26-7
vs. Kansas	26-34	9-0	14-18	4-8	18-9
vs. Iowa State	28-52	11-30	7-9	7-22	21-25
TENNESSEE	28-40	24-10	6-15	9-0	9-32
SAINT JOSEPH'S	36-30	12-10	9-13	11-16	22-5
HOFSTRA	30-26	13-16	15-11	4-4	17-17
MERCYHURST	46-32	18-23	18-13	18-10	16-6
NORTHEASTERN	36-40	15-11	12-16	19-21	32-18
STONEHILL	36-8	27-3	12-17	10-9	6-12
CLEMSON	24-46	13-13	2-7	13-6	36-18
at Georgia Tech					
at Pittsburgh					
FLORIDA STATE					
at Boston College					
VIRGINIA TECH					
MIAMI					
at NC State					
NOTRE DAME					
at North Carolina					
at Virginia					
CALIFORNIA					
SMU					
at Duke					
NORTH CAROLINA					
at Wake Forest					
at Louisville					
PITTSBURGH					
Total	510-432	240-170	157-184	174-119	292-182
2025-26 Avg.	36.4-30.9	17.1-12.1	11.2-13.1	12.4-8.5	20.9-13.0
2024-25 Avg.	35.4-33.9	11.4-14.7	10.4-10.1	8.1-9.6	23.8-19.3
2023-24 Avg.	35.1-37.5	17.0-12.8	8.0-12.3	13.0-11.4	20.0-19.0
2022-23 Avg.	34.3-28.5	15.6-12.9	10.3-11.5	10.7-10.0	12.6-14.4
2021-22 Avg.	29.9-28.8	12.9-13.9	11.3-12.1	11.9-9.8	9.0-19.3
2020-21 Avg.	28.9-28.4	14.8-11.3	10.3-10.4	14.0-11.6	12.0-17.9
PP=points in the paint PTO=points off turnovers SCP=second chance points					
FBP=fast break points BP=bench points					

25 SYRACUSE BASKETBALL 26

2003 NCAA CHAMPIONS • 6 FINAL FOURS • 41 NCAA TOURNAMENTS • 44 ALL-AMERICANS • 71 NBA DRAFT PICKS

LEAD/DEFICIT COMPARISON						
Opponent	Lead	Deficit	Run	Changes	Ties	Result
BINGHAMTON	39 (0:30-2nd)	0	10-0 (1st)	0	0	W, 85-47
DELAWARE STATE	43 (4:43-2nd)	0	11-0 (2nd)	0	0	W, 83-43
at Drexel	33 (1:18-2nd)	4 (14:08-1st)	12-0 (2nd)	4	3	W, 80-50
MONMOUTH	14 (10:02-2nd)	4 (8:03-1st)	9-0 (1st)	10	6	W, 78-73
vs. Houston	9 (10:11-1st)	11 (4:56-2nd)	11-0 (2nd)	11	4	L, 74-78 OT
vs. Kansas	3 (19:12-1st)	13 (5:03-1st)	9-0 (2nd)	1	1	L, 60-71
vs. Iowa State	4 (13:26-1st)	35 (5:47-2nd)	10-0 (1st)	6	6	L, 64-95
TENNESSEE	9 (14:16-2nd)	2 (5:44-1st)	8-0 (2nd)	16	12	W, 62-60
SAINT JOSEPH'S	10 (2:37-2nd)	7 (13:58-1st)	10-0 (1st)	1	5	W, 71-63
HOFSTRA	7 (18:05-2nd)	10 (4:34-2nd)	11-0 (2nd)	13	5	L, 70-69
MERCYHURST	19 (5:45-2nd)	0	11-0 (1st)	0	0	W, 76-62
NORTHEASTERN	15 (13:18-2nd)	5 (12:21-1st)	9-0 (1st)	6	3	W, 91-83
STONEHILL	31 (1:15-2nd)	0	16-0 (2nd)	0	1	W, 77-48
CLEMSON	1 (19:26-1st)	10 (13:36-2nd)	9-0 (1st)	11	1	L, 61-64
at Georgia Tech						
at Pittsburgh						
FLORIDA STATE						
at Boston College						
VIRGINIA TECH						
MIAMI						
at NC State						
NOTRE DAME						
at North Carolina						
at Virginia						
CALIFORNIA						
SMU						
at Duke						
NORTH CAROLINA						
at Wake Forest						
at Louisville						
PITTSBURGH						



Donnie Freeman

November Best Donnie Freeman
4 games
17.8 ppg.
5.3 rpg.
2.5 apg.
1.3 bpg.
1.0 spg.
27.3 mpg.

November Season Notes

- ✓ **Nov. 26:** Leading by one at the half, #15/13 Iowa State made 11 of its first 13 shots out of the break and went on to a 95-64 win.
- ✓ **Sadiq White Jr.** had 14 points and **Tyler Betsey** added 10 points and six rebounds.
- ✓ **Nov. 25:** Kansas outscored Syracuse 19-10 over the final six minutes and won, 71-60.
- ✓ **Tyler Betsey** had four 3-pointers and 12 points, **J.J. Starling** had 10, and **William Kyle III** had nine points and nine boards.
- ✓ **Nov. 24:** Syracuse pushed #3/2 Houston into overtime before losing, 78-74, in the first round of the Players Era Championship.
- ✓ **Tyler Betsey** had a career-high 16 points and **William Kyle III** posted 12 points and 10 rebounds.
- ✓ **Nov. 18:** Syracuse overcame a late Monmouth rally and beat the Hawks, 78-73.
- ✓ **Donnie Freeman** had 18 points, including a 12-of-14 effort from the foul line.
- ✓ **Nate Kingz** had a season-high 15 points and **Naithan George** contributed 12 points, six rebounds and nine assists.
- ✓ **Nov. 15:** The Orange held Drexel to six points over the first 13 minutes of the second half and beat the Dragons, 80-50, in the Autumn Invitational in Philadelphia.
- ✓ **Kiyan Anthony** scored 14 of his game-high 18 points in the first half, while **Donnie Freeman** had 13 points and **Naithan George** posted 13 points and seven assists.
- ✓ **William Kyle III** contributed eight points, 10 rebounds, three blocks and three steals.
- ✓ **Nov. 8:** SU led by as many as 43 and never trailed in an 83-43 win over Delaware State.
- ✓ **Donnie Freeman** scored 20 points in 23 minutes and **Kiyan Anthony** had 19 points in his first collegiate start.
- ✓ **William Kyle III** had a career-high six blocks, tied his collegiate best with 13 rebounds and added eight points.
- ✓ **Nov. 3:** SU opened its 124th season with an 85-47 win versus Binghamton.
- ✓ **Donnie Freeman** led five Syracuse players in double digits with 20 points.
- ✓ **William Kyle III** had 16 points, **Kiyan Anthony** scored 15 points, and **Naithan George** contributed 14 points, four rebounds, eight assists and five steals.

ORANGE OVERSEAS

Player	at SU	Team	Notes	includes games of 1/4/2026
Jimmy Boeheim	2021-22	Oliveirense (Portugal)	10 games, 21.0 ppg., 5.1 rpg.	
O'Shae Brissett	2018-19	Maccabi Playtika Tel-Aviv (Israel)	18 games, 7.8 ppg., 4.5 rpg.	
Jaquan Carlos	2024-25	Kobrat (Finland)	11 games, 19.6 ppg., 6.1 apg.	
Jyare Davis	2024-25	Derby Potgorica (Montenegro)	12 games, 6.0 ppg., 2.2 rpg.	
Marek Dolezaj	2017-21	Armann (Iceland)	12 games, 11.7 ppg., 7.2 rpg.	
Jesse Edwards	2019-23	Melbourne United (Australia)	22 games, 12.9 ppg., 7.8 rpg.	
Tyler Ennis	2013-14	Hapoel Shlomo Tel-Avia (Israel)	10 games, 11.9 ppg., 3.9 apg.	
Joseph Girard III	2019-23	Cedevita Olimpija Ljubljana	12 games, 7.6 ppg., 1.3 apg.	
Elijah Hughes	2018-20	MHP Riesen Ludwigsburg (Germany)	12 games, 16.8 ppg., 3.5 rpg.	
Judah Mintz	2022-24	Manisa Basket (Turkey)	14 games, 15.1 ppg., 2.4 apg.	
Cole Swider	2021-22	Anadolu Efes Istanbul (Turkey)	13 games, 7.7 ppg., 1.8 rpg.	
Lucas Taylor	2024-25	KK Radnicki Gorazde (Bosnia)	6 games, 17.5 ppg., 3.8 rpg.	

25 SYRACUSE BASKETBALL 26

2003 NCAA CHAMPIONS • 6 FINAL FOURS • 41 NCAA TOURNAMENTS • 44 ALL-AMERICANS • 71 NBA DRAFT PICKS



Donnie Freeman

October Best
Donnie Freeman
2 exhibition games

16.5 ppg.
7.5 rpg.
3.0 apg.
0.0 bpg.
0.5 spg.
26.5 mpg.

October Exhibition Season Notes

- ✓ **Oct. 29:** The Orange broke open a tight contest with a 16-0 run and beat Division II Pace, 75-57.
- ✓ **Donnie Freeman** led both teams with 22 points and nine rebounds. **Sadiq White Jr.** made his SU debut and scored 14 points.
- ✓ **Oct. 25:** Syracuse defeated Buffalo at the KeyBank Center, 76-66. The Orange constructed an 18-point, second-half advantage and held off the Bulls.
- ✓ **Tyler Betsey** topped the Orange with 14 points, which included three 3-pointers. **Donnie Freeman** had 11 points and six boards.

SU FOULS DRAWN AVG

includes Clemson game

Player	Games	FD	Avg.
Donnie Freeman	5	29	5.8
William Kyle III	14	62	4.4
Naithan George	14	42	3.0
Kiyan Anthony	14	40	2.9
J.J. Starling	12	23	1.9
Sadiq White Jr.	14	23	1.6
Nate Kingz	14	22	1.6
Tyler Betsey	13	17	1.3
Ibrahim Souare	14	7	0.5
Tiefing Diawara	4	1	0.3
Luke Fennell	8	2	0.3
Bryce Zephir	12	2	0.2
Noah Lobdell	3	0	0.0
Total	14	270	19.3

2025-26 BY CLASS

includes Clemson game

Scoring		
Class	PPG	Pct.
Senior	29.9	.405
Junior	10.4	.141
Sophomore	14.4	.195
Freshmen	19.1	.259
Rebounding		
Class	RPG	Pct.
Senior	15.2	.474
Junior	3.2	.100
Sophomore	6.9	.216
Freshmen	6.7	.209
Assists		
Class	APG	Pct.
Senior	4.1	.333
Junior	5.0	.402
Sophomore	1.2	.098
Freshmen	2.1	.167
Blocks		
Class	BPG	Pct.
Senior	4.0	.577
Junior	0.3	.041
Sophomore	1.5	.216
Freshmen	1.1	.165
Steals		
Class	SPG	Pct.
Senior	2.9	.421
Junior	1.6	.232
Sophomore	1.0	.147
Freshmen	1.4	.200
Field Goal Percentage		
Class	Pct.	
Senior.....	.503	
Junior.....	.418	
Sophomore.....	.421	
Freshman.....	.481	
3PT Field Goal Percentage		
Class	Pct.	
Senior.....	.330	
Junior.....	.318	
Sophomore.....	.329	
Freshman.....	.246	
Free Throw Percentage		
Class	Pct.	
Senior.....	.508	
Junior.....	.830	
Sophomore.....	.720	
Freshman.....	.585	

MEDIA SERVICES

Interview Opportunities

Postgame: A press conference with **Coach Adrian Autry** will be held in the press room, followed by player availability in the Syracuse locker room. Contact Pete Moore in Athletic Communications (315) 443-26-8 for details

Coach Autry: Media should contact Pete Moore to check on Coach Autry's availability.

Student-Athletes and Assistant Coaches: Please respect the privacy of the student-athletes and their families by **NOT contacting them directly**. Interviews SHOULD NOT be conducted without making the arrangements through Pete Moore.

Attending Practice: All practice sessions are closed.

Radio

Syracuse IMG Sports Network: Voice of the Orange **Matt Park '97** and analyst **Jim Satalin** broadcast all of Syracuse's games on the Syracuse IMG Radio Network. The programming originates from **WTKW-FM (99.5)** and is carried by affiliates in New York, Pennsylvania and Vermont. **WAER-FM (88.3)** also carries SU men's basketball games home and away.

SU on Sirius: SIRIUS Satellite radio carries SU men's basketball games on a family of more than 120 stations. Visit www.sirius.com for a guide.

Internet

www.cuse.com: The site includes up-to-the minute SU athletics news, rosters, schedules, results and statistics for all 21 varsity sports. Broadcasts of Syracuse University men's basketball can be heard through the website.

Cuse.com

Coach Adrian Autry's post-game press conference and game highlights are available on Cuse.com.

Atlantic Coast Conference (www.acc.com):

The ACC website contains current news, standings, notes, results and statistics.

Athletic Communications Men's Basketball Directory

Pete Moore, director315-443-2608
cell phone315-952-5011
e-mail address pimoore@syr.edu
Dalton Coppola, assistant848-469-1028

25 SYRACUSE BASKETBALL 26

2003 NCAA CHAMPIONS • 6 FINAL FOURS • 41 NCAA TOURNAMENTS • 44 ALL-AMERICANS • 71 NBA DRAFT PICKS

JMA WIRELESS DOME



2025-26 ATTENDANCE AVG.

Rank	School	G	Attendance	Avg.
1.	Kentucky	9	177,714	19,746
2.	Tennessee	8	148,466	21,678
3.	Arkansas	9	165,534	18,393
4.	North Carolina	10	182,280	18,282
5.	BYU	6	108,091	18,015
6.	Creighton	8	131,000	16,375
7.	Syracuse	10	156,593	15,659
8.	Louisville	8	124,203	15,525
9.	Kansas	7	107,207	15,315
10.	Indiana	9	135,840	15,093

2025-26 ON-CAMPUS CROWD

Date	Game	Arena	Att.
11/11	Kentucky at Louisville	KFC Yum!	22,586
11/7	Kansas at UNC	Smith Center	21,750
10/26	Duke at Tenn.	Thompson-Boling Arena	21,678
12/16	Louisville at Tenn.	Thompson-Boling Arena	21,678
12/30	FSU at UNC	Smith Center	20,618
12/22	E. Carolina at UNC	Smith Center	20,479
12/13	Indiana at Kentucky	Rupp Arena	20,061
12/2	UNC at Kentucky	Rupp Arena	20,029
11/7	Valpo at Kentucky	Rupp Arena	20,016
11/14	E. Illinois at Kentucky	Rupp Arena	20,000

DIV. I ON-CAMPUS CROWDS

Year	Game	Att.
1980-81	Connecticut at Syracuse	26,257
1981-82	St. John's at Syracuse	27,318
1982-83	St. John's at Syracuse	32,382
1983-84	Georgetown at Syracuse	30,758
1984-85	Villanova at Syracuse	32,520
1985-86	Georgetown at Syracuse	32,475
1986-87	Georgetown at Syracuse	32,602
1987-88	Pittsburgh at Syracuse	32,492
1988-89	Georgetown at Syracuse	32,683
1989-90	Georgetown at Syracuse	33,015
1990-91	Georgetown at Syracuse	33,048
1991-92	Georgetown at Syracuse	32,996
1992-93	St. John's at Syracuse	29,130
1993-94	Kentucky at Syracuse	31,560
1994-95	Connecticut at Syracuse	31,211
1995-96	Georgetown at Syracuse	32,589
1996-97	Georgetown at Syracuse	29,877
1997-98	Georgetown at Syracuse	27,726
1998-99	Connecticut at Syracuse	30,367
1999-00	Georgetown at Syracuse	31,009
2000-01	Seton Hall at Syracuse	29,453
2001-02	Georgetown at Syracuse	29,295
2002-03	Rutgers at Syracuse	33,071
2003-04	Connecticut at Syracuse	32,944
2004-05	Notre Dame at Syracuse	33,199
2005-06	Villanova at Syracuse	33,633
2006-07	Connecticut at Syracuse	32,376
2007-08	Georgetown at Syracuse	31,327
2008-09	Georgetown at Syracuse	31,841
2009-10	Villanova at Syracuse	34,616
2010-11	Villanova at Syracuse	33,736
2011-12	Connecticut at Syracuse	33,340
2012-13	Georgetown at Syracuse	35,012
2013-14	Duke at Syracuse	35,446
2014-15	Duke at Syracuse	35,446
2015-16	Pittsburgh at Syracuse	28,696
2016-17	Georgia Tech at Syracuse	30,448
2017-18	Clemson at Syracuse	28,670
2018-19	Duke at Syracuse	35,642
2019-20	Duke at Syracuse	31,458
2020-21	<i>pandemic</i>	0
2021-22	Duke at Syracuse	31,830
2022-23	Duke at Syracuse	31,063
2023-24	Notre Dame at Syracuse	25,194
2024-25	Duke at Syracuse	23,313
2025-26	Kentucky at Louisville	22,586

DOME-INATING

Syracuse In The Dome

Season	W-L	Pct.	Unbeaten
			Start
2025-26	8-2	.800	5-0
2024-25	11-6	.647	5-0
2023-24	14-2	.875	9-0
2022-23	11-7	.611	1-0
2021-22	11-5	.688	2-0
2020-21	13-1	.929	5-0
2019-20	11-7	.611	0-1
2018-19	13-6	.684	6-0
2017-18	14-5	.737	8-0
2016-17	17-4	.810	6-0
2015-16	13-4	.765	3-0
2014-15	13-5	.722	4-0
2013-14	16-2	.889	16-0
2012-13	17-2	.895	16-0
2011-12	19-0	1.000	19-0
2010-11	16-3	.842	13-0
2009-10	17-2	.895	9-0
2008-09	16-3	.842	7-0
2007-08	16-6	.727	3-0
2006-07	18-4	.818	6-0
2005-06	14-5	.909	2-0
2004-05	16-2	.889	14-0
2003-04	14-3	.824	0-1
2002-03	17-0	1.000	17-0
2001-02	15-4	.789	6-0
2000-01	15-2	.882	6-0
1999-00	17-1	.944	13-0
1998-99	9-7	.563	3-0
1997-98	12-4	.750	8-0
1996-97	9-7	.563	1-0
1995-96	15-1	.938	10-0
1994-95	14-2	.875	12-0
1993-94	16-1	.941	4-0
1992-93	12-4	.750	7-0
1991-92	14-3	.824	13-0
1990-91	16-1	.941	8-0
1989-90	13-3	.813	7-0
1988-89	18-1	.947	10-0
1987-88	13-3	.813	8-0
1986-87	17-2	.895	11-0
1985-86	17-2	.895	14-0
1984-85	13-2	.867	6-0
1983-84	14-3	.824	4-0
1982-83	14-2	.875	8-0
1981-82	11-6	.647	2-0
1980-81	17-3	.850	2-0
Overall	656-150	.814	

ORANGE STANDARD

25 SYRACUSE BASKETBALL 26

2003 NCAA CHAMPIONS • 6 FINAL FOURS • 41 NCAA TOURNAMENTS • 44 ALL-AMERICANS • 71 NBA DRAFT PICKS



Moten, Syracuse All-Time Scorer, To Be Honored

Syracuse University will honor the legacy of the late Lawrence Moten at the men's basketball game with Notre Dame on Saturday, Jan. 31, at the JMA Wireless Dome.

A ceremony, featuring highlights of Moten's career, and attending by members of his family, will be held in recognition of his many accomplishments in basketball and in the Syracuse community.

Moten, who was known nationally in basketball circles for his moniker "Poetry in Moten," passed away on September 30 at the age of 53.

Moten produced a school-record 2,334 points, a total that has not been approached since, between 1991-95. Moten also established the BIG EAST Conference scoring record (1,405 points), a standard that stood until 2020, some 25 years after he played. the campaign with a 22-10 record.

Moten was selected in the second round of the 1995 NBA Draft by the Vancouver Grizzlies and spent two seasons with Grizzlies. Moten signed with the Washington Wizards in 1998 and then continued to play professionally in the Continental Basketball Association (CBA) and the American Basketball Association (ABA) through 2006. He also had stints playing overseas in Spain and Venezuela.

During the 1999-00 season, Moten was one of 25 players honored with placement on the Syracuse All-Century Team.

Syracuse University retired Moten's jersey in a pre-game ceremony on March 3, 2018.

The 2025-26 basketball team is wearing a "21" patch on its game jerseys. The Orange are also wearing "Poetry 21" shooting shirts.

ACC/SEC CHALLENGE



Tuesday, Dec. 2

#4 Duke 67, #15 Florida

Syracuse 62, #13 Tennessee 60

#16 North Carolina 67, #18 Kentucky 64

Virginia Tech 86, South Carolina 83 OT

Oklahoma 86, Wake Forest 68

Texas A&M 81, Pittsburgh 73

Miami 75, Ole Miss 66

Georgia 107, Florida State 73

Notre Dame 76, Missouri 71

Wednesday, Dec. 3

#25 Arkansas 89, #6 Louisville 80

#12 Alabama, Clemson 84

#17 Vanderbilt 88, SMU 69

#20 Auburn, NC State 73

LSU 78, Boston College 69 OT

Virginia 88, Texas 69

Mississippi State 85, Georgia Tech 73

SEC 9 ACC 7



KARL MALONE
— AWARD —

The Karl Malone Award has been presented annually since 2015 to the most outstanding power forward in men's basketball. The Basketball Hall of Fame administers the award and compiles the preseason watch list of 20 candidates, which included SU's **Donnie Freeman**.

2025-26 MALONE AWARD WATCHLIST

Player	School
Tyler Bilodeau	UCLA
Cameron Boozer	Duke
Alvaro Folgueiras	Iowa
Donnie Freeman	Syracuse
Keyshawn Hall	Auburn
Thomas Haugh	Florida
Bryce Hopkins	St. John's
Graham Ike	Gonzaga
Joshua Jefferson	Iowa State
Alex Karaban	UConn
Trey Kaufman-Renn	Purdue
Nick Martinelli	Northwestern
Yaxel Lendeborg	Michigan
Baye Ndongo	Georgia Tech
Koa Peat	Arizona
Michael Rataj	Baylor
Malik Reneau	Miami
JT Toppin	Texas Tech
Joseph Tugler	Houston
Caleb Wilson	North Carolina

ORANGE STANDARD

25 SYRACUSE BASKETBALL 26

2003 NCAA CHAMPIONS • 6 FINAL FOURS • 41 NCAA TOURNAMENTS • 44 ALL-AMERICANS • 71 NBA DRAFT PICKS



Cohen Named Letterwinner of Distinction

Hal Cohen '80 was named a Letterwinner of Distinction, one of the highest honors that Syracuse Athletics bestows upon former student-athletes and teams. The 60th celebration of the award was held on November 1 at Drumlins Country Club.

Cohen was a four-year letterwinner for the Syracuse men's basketball program. A member of Jim Boeheim's first recruiting class, he helped the Orange reach the NCAA Tournament in four-straight seasons.

The Orange won at least 22 games each year and finished with a 26-4 mark in three of those seasons. Overall, Syracuse was 100-18 with Cohen on the squad.

His contributions and his games played increased in each of his four campaigns with the Orange. As a junior in 1978-79, Cohen saw action in 29 contests, including 21 as a starter. He averaged a career-high 8.1 points and 3.0 assists per game. Cohen played in 30 outings his final year and finished with 108 games played.

Cohen was the fifth Syracuse men's basketball player to earn CoSIDA Academic All-American recognition, earning second-team honors in 1979.

Prior to enrolling at Syracuse, Cohen was a standout performer at Canton Central High School. The Golden Bears won a Section X title and the X-VII intersectional crown during his time. In 2018, he was inducted into the New York State Basketball Hall of Fame.

After receiving his medical degree from SUNY Upstate Medical University, Cohen went on to a successful career as a diagnostic radiology specialist, primarily in Syracuse.



Hackett, Lee To Have Their Jerseys Retired

The jerseys of former basketball standouts Rudy Hackett (#45) and Jim Lee (#10) will join the most significant numbers in Syracuse hoop history when they are retired in a ceremony scheduled for Saturday, February 21, 2025, in the JMA Wireless Dome. The Orange are scheduled to host ACC rival North Carolina that afternoon.

Hackett and Lee were teammates on Syracuse's first NCAA Final Four squad, the 1974-75 group that advanced to the national semifinals in San Diego.

In three varsity seasons at Syracuse, Hackett accumulated 1,496 points and averaged 17.2 points per game. He was the 14th player in school history to surpass 1,000 points and remains tied for 26th on the all-time point list with the Orange. Hackett reached the milestone in 66 contests, a mark that is tied for the 15th fastest at Syracuse. He started 84 of 87 contests he competed in for the Orange.

Hackett was Syracuse's leading rebounder in each of his three seasons and ranks sixth in career rebounds (990) with the Orange. He grabbed 407 boards as a senior (12.7), which was the school record until Derrick Coleman exceeded the total with 422 in 1988-89.

In the 1974-75 season, Hackett scored 709 points, the ninth-best total at Syracuse. His scoring average (22.2 ppg.) remains the eighth highest in a single season with the Orange. Hackett earned 1974-75 All-American recognition from the Associated Press (2nd team) and Basketball Weekly (3rd team).

Lee was also a 1,000-point career scorer at Syracuse, totaling 1,165 points in three years. He ranks 51st on the list of Orange performers who surpassed 1,000 points. Lee led Syracuse in assists in 1973-74 (107) and 1974-75 (115). He started every game of his junior and senior years, a streak of 58 contests.

One of the most successful free-throw shooters in Syracuse history, Lee led the Orange in free-throw percentage in 1972-73 (.885), 1973-74 (.812) and 1974-75 (.812). His career free-throw percentage (.859) ranks fourth at Syracuse.

The Orange made three consecutive appearances in the NCAA Tournament with Hackett and Lee in the lineup and Coach Roy Danforth at the helm. Syracuse posted campaigns of 24-5 (1972-73), 19-7 (1973-74) and 23-9 (1974-75).

Hackett and Lee were both named to the 25-player Syracuse University All-Century Team that was selected by fan vote during the 1999-2000 season. The duo also own residence in the Upstate New York Basketball Hall of Fame. Hackett starred at Mount Vernon High School and Lee was a product of Windsor High School.

SYRACUSE RETIRED JERSEYS

Carmelo Anthony - 15
Dave Bing - 22
Roosevelt Bouie - 50
Derrick Coleman - 44
Sherman Douglas - 20
Dennis DuVal - 22
Billy Gabor - 17
Vic Hanson - 18
Gerry McNamara - 3
Lawrence Moten - 21
Louis Orr - 55
Billy Owens - 30
Rony Seikaly - 4
Wilmeth Sidat-Singh - 19
John Wallace - 44
Hakim Warrick - 1
Dwayne Washington - 31

25 SYRACUSE BASKETBALL 26

2003 NCAA CHAMPIONS • 6 FINAL FOURS • 41 NCAA TOURNAMENTS • 44 ALL-AMERICANS • 71 NBA DRAFT PICKS




Adrian Autry is in his third season as head coach at his alma mater.

ADRIAN AUTRY RECORDS

SU Head Coach	43-36 (.544)
Overtime Games	1-2 (.333)
Season Openers	2-0 (1.000)
ACC Regular Season	18-22 (.450)
ACC Tournament	1-2 (.333)
SU Assistant (2011-23):	264-145 (.645)
SU Player (1990-94):	91-32 (.740)

ADRIAN "RED" AUTRY, Head Coach



Autry In Second Season As Court Boss

Adrian Autry is in his third year as head coach at his alma mater.

In his first campaign at the helm, Autry guided the Orange to a 20-12 overall record and an 11-9 Atlantic Coast Conference mark.

His second season was marked by injuries to two key starters, J.J. Starling and Donnie Freeman. The Orange finished the year 14-19 overall and 7-13 in the ACC. Autry guided Syracuse to a first-round triumph in the ACC Tournament.

Autry was named head coach at Syracuse following the completion of the 2022-23 season. He was selected to replace his mentor, Hall of Fame coach Jim Boeheim, who held the post for 47 years.

Autry had returned to his alma mater when he was named an assistant coach prior to the 2011-12 season. In March of 2017, Autry was promoted to associate head coach.

A product of St. Nicholas of Tolentine in the Bronx, Autry was a McDonald's All-American in 1990. He earned first-team All-New York City three times and played on the 1988 New York City and New York State championship squads.

An Orange Star

Autry started 116-of-121 games in four seasons with the Orange, a stretch that began in 1990 and ended in 1994. Autry still ranks fifth in career assists (631) and sixth in career steals (217) at Syracuse. The Orange earned NCAA Tournament invitations in 1990-91, 1991-92 and 1993-94.

He graduated from SU with a degree in Speech Communication in 1994.

Overseas Orange

Autry had a successful professional basketball career, primarily in European leagues. He played for teams in Belgium, France, Germany, Italy, Poland, Russia, Turkey and Venezuela. Autry also had stints in the United States Basketball League (USBL).

The Quest To Coach

Autry embarked on a coaching career in January 2006 when he was hired as associate head coach at Bishop Ireton Catholic High School (Va.). He became AAU basketball coach with Nova United in April 2006, leading the 14-Under team and then the 15-Under squad. In September 2007, he became assistant basketball coach at Paul VI High School (Va.). He was named an assistant coach on the AAU Triple Threat squad, working with the 17-Under team, in 2008.

He moved into the collegiate ranks in 2008 when he was hired by then-head coach Seth Greenburg as director of basketball operations at Virginia Tech. He was later elevated to an assistant coach post, before moving back to Syracuse.

The Adrian Autry Show

The Adrian Autry Radio Show begins its third year on Wednesday, November 5th, at 7:00 p.m. It will air live on TK99/105, Cuse.com, the 'Cuse APP and the Varsity Network App from The Wildcat Sports Pub located at 3680 Milton Ave, in Camillus, N.Y.

Autry, in his third year at the helm of his alma mater's basketball program, will join Voice of the Orange Matt Park during each game week to provide insight on the Orange and their upcoming matchup.

Fans are invited to participate in the show by calling 888-7Go-Cuse or 424-8599, or by attending the show in person at The Wildcat Sports Pub in Camillus. Those who attend the show will have an opportunity to meet Coach Autry.

AUTRY'S STATISTICS AT SYRACUSE

Year	G	FG	FGA	Pct	3FG	3FGA	Pct	FT	FTA	Pct	R	Avg	A	Pts	Avg
1990-91	31	106	264	.402	26	82	.317	62	88	.705	79	2.5	164	300	9.7
1991-92	31	109	297	.367	33	99	.333	90	128	.703	126	4.1	123	341	11.0
1992-93	29	140	324	.432	33	109	.302	83	104	.798	106	3.7	161	396	13.7
1993-94	30	178	396	.449	47	127	.370	98	125	.784	145	4.8	183	501	16.7
Totals	121	533	1,281	.416	139	417	.333	333	445	.748	456	3.8	631	1,538	12.7

ORANGE STANDARD

25 SYRACUSE BASKETBALL 26

2003 NCAA CHAMPIONS • 6 FINAL FOURS • 41 NCAA TOURNAMENTS • 44 ALL-AMERICANS • 71 NBA DRAFT PICKS

2025-26 AP POLL

December 22, 2025

No.	Team	W-L	Points
1.	Arizona (38)	11-0	1,428
2.	Michigan (19)	11-0	1,408
3.	Iowa State (1)	12-0	1,320
4.	Connecticut	12-1	1,281
5.	Purdue	11-1	1,174
6.	Duke	11-1	1,148
7.	Gonzaga	12-1	1,080
8.	Houston	11-1	1,061
9.	Michigan State	11-1	985
10.	BYU	11-1	966
11.	Vanderbilt	12-0	810
12.	North Carolina	11-1	806
13.	Nebraska	12-0	704
14.	Alabama	9-3	638
15.	Texas Tech	9-3	588
16.	Louisville	10-2	555
17.	Kansas	9-3	494
18.	Arkansas	9-3	470
19.	Tennessee	9-3	460
20.	Illinois	8-3	429
21.	Virginia	10-1	252
22.	Florida	8-4	215
23.	Georgia	10-1	127
24.	USC	12-1	92
25.	Iowa	10-2	79

Others receiving votes: Kentucky 78, Seton Hall 49, Auburn 39, St. John's 23, California 19, LSU 17, UCLA 13, Clemson 9, Miami (OH) 6, Utah State 5, Arizona State 5, Miami 4, Indiana 4, Saint Louis 3, Belmont 2, UCF 1, Baylor 1, Oklahoma State 1, NC State 1

2025-26 COACHES POLL

December 29, 2025

No.	Team	W-L	Points
1.	Michigan (20)	11-0	764
2.	Arizona (11)	12-0	753
3.	Iowa State	12-0	700
4.	Connecticut	12-1	670
5.	Duke	11-1	611
6.	Purdue	11-1	605
7.	Gonzaga	13-1	584
8.	Houston	11-1	570
9.	Michigan State	11-1	527
10.	BYU	12-1	521
11.	Vanderbilt	12-0	423
12.	North Carolina	12-1	401
13.	Nebraska	12-0	357
	Louisville	10-2	357
15.	Alabama	9-3	315
16.	Texas Tech	10-3	305
17.	Kansas	10-3	281
18.	Arkansas	9-3	240
19.	Illinois	9-3	237
20.	Tennessee	9-3	219
21.	Virginia	11-1	175
22.	Florida	8-4	143
23.	Iowa	10-2	91
24.	Georgia	11-1	65
25.	St. John's	8-4	38

Others receiving votes: Kentucky 35, USC 25, Utah State 14, Auburn 7, Clemson 6, Saint Louis 6, Seton Hall 5, Oklahoma State 5, Saint Mary's 4, Yale 4, UCLA 4, LSU 3, California 2, Villanova 1, Miami (OH) 1, Indiana 1

SYRACUSE POLL POINTS

The last time. . .

SU vs.	12/2/25	SU 62, #13 Tennessee 60
ranked team		
SU win vs.	12/2/25	SU 62, #13 Tennessee 60
ranked team		
Both ranked	11/16/18	#13 Oregon 80, #15 SU 65
Both top 10	2/22/14	#5 Duke 66, #1 SU 60
Both top 5	2/22/14	#5 Duke 66, #1 SU 60
SU vs. ranked	11/20/23	#7 Tennessee 73, SU 56
back-to-back	11/21/23	#11 Gonzaga 76, SU 57
SU played #1	2/23/19	#1 Duke 75, SU 65
SU beat #1	1/14/19	SU 95, #1 Duke 91 OT
SU played #2	2/5/25	#2 Duke 83, SU 54
SU beat #2	2/3/03	SU 67, #2 Pittsburgh 65
SU played #3	12/3/24	#3 Tennessee 96, SU 70
SU beat #3	3/12/09	#18 SU 127, #3 UConn 117 6 OT
SU played #4	3/27/16	SU 68, #4 Virginia 62 (NCAA)
SU beat #4	3/27/16	SU 68, #4 Virginia 62 (NCAA)
SU played #5	3/14/19	#5 Duke 84, SU 72 (ACCT)
SU beat #5	3/18/18	SU 55, #5 Mich. State (NCAA) 53
SU played #6	1/30/23	#6 Virginia 67, SU 62
SU beat #6	1/28/17	SU 82, #6 Florida State 72
SU played #7	2/13/24	SU 86, #7 North Carolina 79
SU beat #7	2/13/24	SU 86, #7 North Carolina 79
SU played #8	1/25/21	#8 Virginia 81, SU 58
SU beat #8	12/28/13	#2 SU 78, #8 Villanova 62
SU played #9	2/1/20	#9 Duke 97, SU 88
SU beat #9	2/4/17	SU 66, #9 Virginia 62
SU played #10	1/26/19	#10 Virginia Tech 78, SU 56
SU beat #10	2/22/17	SU 78, #10 Duke 75
SU played #11	11/21/23	#11 Gonzaga 76, SU 57
SU beat #11	2/26/11	#17 SU 58, #11 Georgetown 51
SU played #12	3/7/18	#12 N. Carolina 78, SU 59 (ACCT)
SU beat #12	2/18/15	SU 69, #12 Louisville 59
SU played #13	12/2/25	SU 62, #13 Tennessee 60
SU beat #13	12/2/25	SU 62, #13 Tennessee 60
SU played #14	1/2/24	#14 Duke 86, SU 66
SU beat #14	3/22/12*	#2 SU 64, #14 Wisconsin 63 (NCAA)
SU played #15	3/11/21	#15 Virginia 72, SU 69 (ACCT)
SU beat #15	3/30/13	#16 SU 55, #15 Marquette 39 (NCAA)
SU played #16	3/19/21	#16 Illinois 73, SU 44
SU beat #16	3/19/21	SU 78, #16 San Diego St. 62
SU played #17	1/16/23	#17 Miami 82, SU 78
SU beat #17	2/1/14	#2 SU 91, #17 Duke 89 OT
SU played #18	1/11/20	SU 63, #18/18 Virginia 55 OT
SU beat #18	1/11/20	SU 63, #18/18 Virginia 55 OT
SU played #19	11/26/21	#19 Auburn 89, Syracuse 68
SU beat #19	3/3/12	#2 SU 58, #19 Louisville 49
SU played #20	1/18/16	SU 64, #20 Duke 62
SU beat #20	1/18/16	SU 64, #20 Duke 62
SU played #21	12/9/20	#21 Rutgers 79, Syracuse 69
SU beat #21	1/21/13	#t3 SU 57, #21 Cincinnati 55
SU played #22	2/5/19	#22 Florida State 80, SU 62
SU beat #22	1/18/14	#2 SU 59, #22 Pittsburgh 54
SU played #23	2/14/23	SU 75, #23 NC State 72
SU beat #23	2/14/23	SU 75, #23 NC State 72
SU played #24	11/19/04	SU 71, #24 Memphis 62
SU beat #24	11/19/04	SU 71, #24 Memphis 62
SU played #25	1/28/16	SU 81, #25 Notre Dame 66
SU beat #25	1/28/16	SU 81, #25 Notre Dame 66
Ranked opponents		
in a season	15	2008-09

*wins vacated by NCAA sanctions

SU'S MOST FAMILIAR FOES

Opponents	Games
1. Colgate (Nov. 12)	176
2. Cornell (Nov. 27)	129
3. Pittsburgh (Jan. 10, March 7)	128
4. Penn State	106
5. Georgetown (Dec. 14)	100
6. Connecticut	95
7. St. John's	92
8. Boston College (Jan. 17)	87
9. Niagara	84
10. Villanova	74

bold indicates 2025-26 opponent

25 SYRACUSE BASKETBALL 26

2003 NCAA CHAMPIONS • 6 FINAL FOURS • 41 NCAA TOURNAMENTS • 44 ALL-AMERICANS • 71 NBA DRAFT PICKS



KIYAN ANTHONY

Guard • 6-5 • 185 • Freshman

Brooklyn, N.Y. • Christ the King • Long Island Lutheran

7

- Anthony leads Syracuse in total points this season with 149.
- He has scored in double-digits in seven appearances this season.
- He drew the starting assignment against Drexel and Delaware State and averaged 18.5 points in those appearances.

ANTHONY SEASON & CAREER HIGHS

Points: 19, Delaware State
FG Made: 8, Delaware State
FG Attempted: 12, Drexel , Kansas
3-Point FGM: 2, Delaware State
3-Point FGA: 6, Kansas
FT Made: 8, Northeastern
FT Attempted: 12, Northeastern
Rebounds: 3, Binghamton, Delaware State, Drexel, Monmouth, Kansas, Hofstra, Mercyhurst
Off. Rebounds: 3, Hofstra
Def. Rebounds: 3, Binghamton, Delaware St., Mercyhurst
Assists: 4, Delaware State
Steals: 2, Houston
Blocks: 1, Saint Joseph's, Hofstra, Stonehill, Clemson
Minutes: 29, Delaware State

ANTHONY MISCELLANEOUS

	FR	TOTAL
Double-Doubles	---	---
10+ Points	7	7
20+ Points	---	---
5+ Rebounds	---	---
10+ Rebounds	---	---
5+ Assists	---	---
3+ 3-PT Field Goals	---	---
3+ Steals	---	---
3+ Blocks	---	---
Led Team in Points	1	1
Led Team in Rebounds	---	---
Led Team in Assists	1	1

2025-26 ANTHONY GAME-BY-GAME

Opponent	MP	FG	3PT	FT	REB	PF	A	TO	BLK	STL	TP
BINGHAMTON	28	6-10	1-3	2-4	3	1	3	0	0	0	15
DELAWARE STATE*	29	8-11	2-4	1-4	3	1	4	0	0	1	19
at Drexel*	28	7-12	1-2	3-4	3	1	0	4	0	0	18
MONMOUTH	21	2-9	1-4	2-5	3	0	0	2	0	0	7
vs. Houston	24	3-8	0-5	4-9	1	1	1	1	0	2	10
vs. Kansas	18	2-12	0-6	2-2	3	0	0	0	0	1	6
vs. Iowa State	24	3-8	1-3	1-2	1	2	2	2	0	0	8
TENNESSEE	17	2-5	1-3	2-2	1	1	2	2	0	0	7
SAINT JOSEPH'S	20	1-6	0-0	4-5	0	0	1	2	1	0	6
HOFSTRA	24	5-11	1-3	1-2	3	0	2	2	1	1	12
MERCYHURST	21	5-11	1-3	1-2	3	0	1	1	0	0	12
NORTHEASTERN	20	5-6	0-1	8-12	1	1	0	1	0	0	18
STONEHILL	12	1-3	0-2	2-4	0	2	0	3	1	0	4
CLEMSON	15	2-4	0-1	3-4	0	0	0	1	1	1	7
at Georgia Tech											
at Pittsburgh											
FLORIDA STATE											
at Boston College											
VIRGINIA TECH											
MIAMI											
at NC State											
NOTRE DAME											
at North Carolina											
at Virginia											
CALIFORNIA											
SMU											
at Duke											
NORTH CAROLINA											
at Wake Forest											
at Louisville											
PITTSBURGH											
*started											

ANTHONY'S CAREER STATISTICS

	TOTAL					3-PTS					REBOUNDS												
Year	G	GS	FG	FGA	Pct	3FG	3FGA	Pct	FT	FTA	Pct	O	D	Tot	Avg	PF	FO	A	TO	Blk	Stl	Pts	Avg
2025-26	14	2	52	116	.448	9	40	.225	36	61	.590	8	17	25	1.8	10	0	16	21	4	6	149	10.6
Total	14	2	52	116	.448	9	40	.225	36	61	.590	8	17	25	1.8	10	0	16	21	4	6	149	10.6

ORANGE STANDARD

25 SYRACUSE BASKETBALL 26

2003 NCAA CHAMPIONS • 6 FINAL FOURS • 41 NCAA TOURNAMENTS • 44 ALL-AMERICANS • 71 NBA DRAFT PICKS



TYLER BETSEY

Forward • 6-8 • 225 • Sophomore
Windsor, CT • Cincinnati • St. Thomas More

5

- Betsey scored a career-high 16 points against Houston, including knocking down a three-point shot to force overtime.
- He was the Orange's leading scorer against Houston and Kansas at the Players Era Championship.
- Betsey is second on the team in 3-pointers made with 20 this season.

BETSEY 2025-26 HIGHS

Points: 16, Houston, Saint Joseph's
FG Made: 6, Saint Joseph's
FG Attempted: 14, Iowa State
3-Point FGM: 4, Houston, Kansas
3-Point FGA: 10, Kansas, Iowa State
FT Made: 5, Northeastern
FT Attempted: 6, Saint Joseph's, Northeastern
Rebounds: 6, Iowa State, Northeastern
Off. Rebounds: 3, Northeastern
Def. Rebounds: 4, Iowa State
Assists: 1, Delaware St., Saint Joseph's, Hofstra, Northeastern
Steals: 2, Binghamton, Delaware State, Iowa State
Blocks: 2, Hofstra
Minutes: 30, Houston

BETSEY CAREER HIGHS

Points: 16, Houston, Saint Joseph's
FG Made: 6, Saint Joseph's
FG Attempted: 14, Iowa State
3-Point FGM: 4, Houston, Kansas
3-Point FGA: 10, Kansas, Iowa State
FT Made: 5, Northeastern
FT Attempted: 6, Saint Joseph's, Northeastern
Rebounds: 6, Iowa State
Off. Rebounds: 3, Northeastern
Def. Rebounds: 4, Arkansas Pine Bluff*, Iowa State
Assists: 2, Morehead St.*
Steals: 2, Delaware State, Binghamton, Iowa State
Blocks: 2, Hofstra
Minutes: 30, Houston
* at Cincinnati

BETSEY MISCELLANEOUS

	SO	TOTAL
Double-Doubles	---	---
10+ Points	6	6
20+ Points	---	---
5+ Rebounds	3	3
10+ Rebounds	---	---
5+ Assists	---	---
3+ 3-PT Field Goals	3	3
3+ Steals	---	---
3+ Blocks	---	---
Led Team in Points	3	3
Led Team in Rebounds	1	1
Led Team in Assists	---	---

2025-26 BETSEY GAME-BY-GAME

Opponent	MP	FG	3PT	FT	REB	PF	AST	TO	BLK	STL	TP
BINGHAMTON	16	3-10	1-7	3-4	1	0	0	0	0	2	10
DELAWARE STATE	16	2-4	2-4	1-2	4	2	1	1	0	2	7
at Drexel	6	2-2	1-1	0-0	0	0	0	0	0	0	5
MONMOUTH	---	---	---	---	---	---	---	---	---	---	---
vs. Houston	30	5-13	4-8	2-4	4	2	0	0	0	0	16
vs. Kansas	23	4-13	4-10	0-0	5	2	0	1	0	1	12
vs. Iowa State	27	3-14	2-10	2-2	6	3	0	0	0	2	10
TENNESSEE	14	1-3	0-2	0-0	2	3	0	0	0	0	2
SAINT JOSEPH'S	21	6-9	3-5	1-6	3	4	1	0	1	0	16
HOFSTRA	20	2-5	1-4	0-0	1	2	1	0	2	0	5
MERCYHURST	16	0-4	0-1	0-0	3	1	0	2	0	0	0
NORTHEASTERN	24	4-6	1-2	5-6	6	3	1	1	1	0	14
STONEHILL	17	0-4	0-2	0-0	3	3	0	0	1	0	0
CLEMSON	16	2-3	1-2	3-3	3	0	0	0	0	0	8
at Georgia Tech											
at Pittsburgh											
FLORIDA STATE											
at Boston College											
VIRGINIA TECH											
MIAMI											
at NC State											
NOTRE DAME											
at North Carolina											
at Virginia											
CALIFORNIA											
SMU											
at Duke											
NORTH CAROLINA											
at Wake Forest											
at Louisville											
PITTSBURGH											
*started											

BETSEY'S CAREER STATISTICS *at Cincinnati

	TOTAL					3-PTS					REBOUNDS												
Year	G	GS	FG	FGA	Pct	3FG	3FGA	Pct	FT	FTA	Pct	O	D	Tot	Avg	PF	FO	A	TO	Blk	Stl	Pts	Avg
2024-25*	34	0	40	112	.357	26	81	.321	7	13	.538	17	33	50	1.5	26	0	10	9	5	1	113	3.3
2025-26	13	0	34	90	.378	20	58	.345	17	27	.630	14	27	41	3.2	25	0	4	5	5	7	105	8.1
Total	47	0	74	202	.366	46	139	.331	24	40	.600	31	60	91	1.9	51	0	14	14	10	8	218	4.6

ORANGE STANDARD

25 SYRACUSE BASKETBALL 26

2003 NCAA CHAMPIONS • 6 FINAL FOURS • 41 NCAA TOURNAMENTS • 44 ALL-AMERICANS • 71 NBA DRAFT PICKS



TIEFING DIAWARA

Center • 7-0 • 240 • Freshman
Mopti, Mali • DME Academy at St. John's Northwestern

12

- Diawara played a career-high five minutes against Iowa State at the Players Era Championship.
- He scored his first collegiate points in the win at Drexel.

DIAWARA SEASON & CAREER HIGHS

Points: 2, Drexel
FG Made: 1, Drexel
FG Attempted: 1, Drexel
3-Point FGM: 0
3-Point FGA: 0
FT Made: 0
FT Attempted: 0
Rebounds: 2, Stonehill
Off. Rebounds: 1, Stonehill
Def. Rebounds: 1, Iowa State, Stonehill
Assists: 0
Steals: 0
Blocks: 2, Delaware State
Minutes: 5, Iowa State

DIAWARA MISCELLANEOUS

	FR	TOTAL
Double-Doubles	---	---
10+ Points	---	---
20+ Points	---	---
5+ Rebounds	---	---
10+ Rebounds	---	---
5+ Assists	---	---
3+ 3-PT Field Goals	---	---
3+ Steals	---	---
3+ Blocks	---	---
Led Team in Points	---	---
Led Team in Rebounds	---	---
Led Team in Assists	---	---

2025-26 DIAWARA GAME-BY-GAME

Opponent	MP	FG	3PT	FT	REB	PF	AST	TO	BLK	STL	TP
BINGHAMTON	--	--	--	--	--	--	--	--	--	--	--
DELAWARE STATE	1	0-0	0-0	0-0	0	0	0	0	2	0	0
at Drexel	1	1-1	0-0	0-0	0	0	0	0	0	0	2
MONMOUTH	--	--	--	--	--	--	--	--	--	--	--
vs. Houston	--	--	--	--	--	--	--	--	--	--	--
vs. Kansas	--	--	--	--	--	--	--	--	--	--	--
vs. Iowa State	5	0-0	0-0	0-0	1	1	0	0	0	0	0
TENNESSEE	--	--	--	--	--	--	--	--	--	--	--
SAINT JOSEPH'S	--	--	--	--	--	--	--	--	--	--	--
HOFSTRA	--	--	--	--	--	--	--	--	--	--	--
MERCYHURST	--	--	--	--	--	--	--	--	--	--	--
NORTHEASTERN	--	--	--	--	--	--	--	--	--	--	--
STONEHILL	2	0-0	0-0	0-0	2	0	0	0	0	0	0
CLEMSON	--	--	--	--	--	--	--	--	--	--	--
at Georgia Tech											
at Pittsburgh											
FLORIDA STATE											
at Boston College											
VIRGINIA TECH											
MIAMI											
at NC State											
NOTRE DAME											
at North Carolina											
at Virginia											
CALIFORNIA											
SMU											
at Duke											
NORTH CAROLINA											
at Wake Forest											
at Louisville											
PITTSBURGH											
*started											

DIAWARA CAREER STATISTICS

Year	G GS		TOTAL			3-PTS			FT			REBOUNDS				PF FO		A TO		Blk	Stl	Pts	Avg
			FG	FGA	Pct	3FG	3FGA	Pct				O	D	Tot	Avg								
2025-26	4	0	1	1	1.000	0	0	.000	0	0	.000	1	2	3	0.8	1	0	0	0	2	0	2	0.5
Total	4	0	1	1	1.000	0	0	.000	0	0	.000	1	2	3	0.8	1	0	0	0	2	0	2	0.5

ORANGE STANDARD

25 SYRACUSE BASKETBALL 26

2003 NCAA CHAMPIONS • 6 FINAL FOURS • 41 NCAA TOURNAMENTS • 44 ALL-AMERICANS • 71 NBA DRAFT PICKS



LUKE FENNELL

Guard • 6-6 • 190 • Freshman
Melbourne, Australia • South East Melbourne

9

- Fennell has come off the bench in eight games for the Orange thus far.
- He knocked down his first career three-point field goal against Drexel while adding three free throw makes for a career-high six points.
- He added a 3-pointer versus #15/13 Iowa State.

FENNELL SEASON & CAREER HIGHS

Points: 6, Drexel
FG Made: 1, Binghamton, Drexel, Iowa State
FG Attempted: 3, Drexel, Iowa State
3-Point FGM: 1, Drexel, Iowa State
3-Point FGA: 2, Drexel, Iowa State, Mercyhurst
FT Made: 3, Drexel
FT Attempted: 3, Drexel
Rebounds: 3, Binghamton
Off. Rebounds: 0
Def. Rebounds: 3, Binghamton
Assists: 2, Iowa State
Steals: 1, Binghamton, Mercyhurst
Blocks: 0
Minutes: 14, Binghamton, Iowa State

FENNELL MISCELLANEOUS

	FR	TOTAL
Double-Doubles	---	---
10+ Points	---	---
20+ Points	---	---
5+ Rebounds	---	---
10+ Rebounds	---	---
5+ Assists	---	---
3+ 3-PT Field Goals	---	---
3+ Steals	---	---
3+ Blocks	---	---
Led Team in Points	---	---
Led Team in Rebounds	---	---
Led Team in Assists	---	---

2025-26 FENNELL GAME-BY-GAME

Opponent	MP	FG	3PT	FT	REB	PF	AST	TO	BLK	STL	TP
BINGHAMTON	14	1-2	0-0	0-0	3	1	1	1	0	1	2
DELAWARE STATE	13	0-2	0-1	0-0	1	0	0	0	0	0	0
at Drexel	9	1-3	1-2	3-3	0	0	1	0	0	0	6
MONMOUTH	1	0-0	0-0	0-0	0	0	0	0	0	0	0
vs. Houston	--	--	--	--	--	--	--	--	--	--	--
vs. Kansas	--	--	--	--	--	--	--	--	--	--	--
vs. Iowa State	14	1-3	1-2	0-0	1	0	2	1	0	0	3
TENNESSEE	--	--	--	--	--	--	--	--	--	--	--
SAINT JOSEPH'S	3	0-2	0-1	0-0	0	1	0	0	0	0	0
HOFSTRA	--	--	--	--	--	--	--	--	--	--	--
MERCYHURST	4	0-2	0-2	0-0	0	0	0	0	0	1	0
NORTHEASTERN	--	--	--	--	--	--	--	--	--	--	--
STONEHILL	4	0-0	0-0	0-0	1	0	0	0	0	0	0
CLEMSON	--	--	--	--	--	--	--	--	--	--	--
at Georgia Tech											
at Pittsburgh											
FLORIDA STATE											
at Boston College											
VIRGINIA TECH											
MIAMI											
at NC State											
NOTRE DAME											
at North Carolina											
at Virginia											
CALIFORNIA											
SMU											
at Duke											
NORTH CAROLINA											
at Wake Forest											
at Louisville											
PITTSBURGH											
*started											

FENNELL'S CAREER STATISTICS

	TOTAL					3-PTS					REBOUNDS												
Year	G	GS	FG	FGA	Pct	3FG	3FGA	Pct	FT	FTA	Pct	O	D	Tot	Avg	PF	FO	A	TO	Blk	Stl	Pts	Avg
2025-26	8	0	3	14	.214	2	8	.250	3	3	1.000	0	6	6	0.8	2	0	4	2	0	2	11	1.4
Total	8	0	3	14	.214	2	8	.250	3	3	1.000	0	6	6	0.8	2	0	4	2	0	2	11	1.4

ORANGE STANDARD

25 SYRACUSE BASKETBALL 26

2003 NCAA CHAMPIONS • 6 FINAL FOURS • 41 NCAA TOURNAMENTS • 44 ALL-AMERICANS • 71 NBA DRAFT PICKS



DONNIE FREEMAN

Forward • 6-9 • 190 • Sophomore
Washington, D.C. • St. John's College
IMG Academy

1

- Freeman scored 18 points against Clemson in his first game back from injury, all coming in the final 12 minutes.
- His 17.8 scoring average leads the Orange.
- He knocked down a career-high 12 free throws against Monmouth.

FREEMAN 2025-26 HIGHS

Points: 20, Binghamton, Delaware State
FG Made: 7, Binghamton
FG Attempted: 11, Binghamton, Drexel
3-Point FGM: 2, Drexel, Clemson
3-Point FGA: 5, Clemson
FT Made: 12, Monmouth
FT Attempted: 14, Monmouth
Rebounds: 9, Clemson
Off. Rebounds: 1, Binghamton, Delaware State
Def. Rebounds: 9, Clemson
Assists: 4, Delaware State
Steals: 1, Binghamton, Delaware St., Drexel, Monmouth
Blocks: 2, Binghamton
Minutes: 32, Monmouth

FREEMAN CAREER HIGHS

Points: 24, UAlbany
FG Made: 10, UAlbany
FG Attempted: 16, Cornell
3-Point FGM: 4, UAlbany
3-Point FGA: 5, Clemson
FT Made: 12, Monmouth
FT Attempted: 14, Monmouth
Rebounds: 13, vs. Texas Tech
Off. Rebounds: 3, Le Moyne, Bucknell
Def. Rebounds: 12, vs. Texas Tech
Assists: 4, vs. Maryland, Delaware State
Steals: 1, Seven times
Blocks: 2, Binghamton
Minutes: 39, Youngstown State

FREEMAN MISCELLANEOUS

	FR	SO	TOTAL
Double-Doubles	6	---	6
10+ Points	9	5	14
20+ Points	3	2	5
5+ Rebounds	10	4	14
10+ Rebounds	7	---	7
5+ Assists	---	---	---
3+ 3-PT Field Goals	1	---	1
3+ Steals	---	---	---
3+ Blocks	---	---	---
Led Team in Points	3	4	7
Led Team in Rebounds	6	3	9
Led Team in Assists	2	1	3

2025-26 FREEMAN GAME-BY-GAME

Opponent	MP	FG	3PT	FT	REB	PF	AST	TO	BLK	STL	TP
BINGHAMTON*	26	7-11	0-2	6-8	6	4	1	1	2	1	20
DELAWARE STATE*	23	6-8	1-3	7-10	5	4	4	1	1	1	20
at Drexel*	28	4-11	2-4	3-4	3	1	2	1	1	1	13
MONMOUTH*	32	3-10	0-2	12-14	7	4	3	4	1	1	18
vs. Houston	--	--	--	--	--	--	--	--	--	--	--
vs. Kansas	--	--	--	--	--	--	--	--	--	--	--
vs. Iowa State	--	--	--	--	--	--	--	--	--	--	--
TENNESSEE	--	--	--	--	--	--	--	--	--	--	--
SAINT JOSEPH'S	--	--	--	--	--	--	--	--	--	--	--
HOFSTRA	--	--	--	--	--	--	--	--	--	--	--
MERCYHURST	--	--	--	--	--	--	--	--	--	--	--
NORTHEASTERN	--	--	--	--	--	--	--	--	--	--	--
STONEHILL	--	--	--	--	--	--	--	--	--	--	--
CLEMSON	28	5-11	2-5	6-6	9	3	0	3	1	0	18
at Georgia Tech											
at Pittsburgh											
FLORIDA STATE											
at Boston College											
VIRGINIA TECH											
MIAMI											
at NC State											
NOTRE DAME											
at North Carolina											
at Virginia											
CALIFORNIA											
SMU											
at Duke											
NORTH CAROLINA											
at Wake Forest											
at Louisville											
PITTSBURGH											
*started											

FREEMAN'S CAREER STATISTICS

	TOTAL					3-PTS			REBOUNDS														
Year	G	GS	FG	FGA	Pct	3FG	3FGA	Pct	FT	FTA	Pct	O	D	Tot	Avg	PF	FO	A	TO	Blk	Stl	Pts	Avg
2024-25	14	13	68	135	.504	12	36	.333	39	49	.796	15	96	111	7.9	24	0	19	25	5	5	187	13.4
2025-26	5	4	25	51	.490	5	16	.313	34	42	.810	3	27	30	6.0	16	0	10	10	6	4	89	17.8
Total	19	17	93	186	.500	17	52	.327	73	91	.802	18	123	141	7.4	40	0	29	35	11	9	276	14.5

ORANGE STANDARD

25 SYRACUSE BASKETBALL 26

2003 NCAA CHAMPIONS • 6 FINAL FOURS • 41 NCAA TOURNAMENTS • 44 ALL-AMERICANS • 71 NBA DRAFT PICKS



NAITHAN GEORGE
Guard • 6-3 • 185 • Junior
Toronto, Canada • Canyon International Academy
Georgia Tech

11

- George has dished out a team-high 70 assists this season.
- He is averaging 16.5 points across the past four contests.
- He has led the team in assists in 11 games this year.
- George is shooting a squad-best .813 from the free-throw line..

GEORGE 2025-26 HIGHS

Points: 22, Northeastern, Stonehill
FG Made: 7, Stonehill
FG Attempted: 13, Houston
3-Point FGM: 3, Stonehill
3-Point FGA: 7, Houston
FT Made: 12, Northeastern
FT Attempted: 14, Northeastern
Rebounds: 6, Monmouth, Northeastern, Clemson
Off. Rebounds: 3, Clemson
Def. Rebounds: 4, Drexel, Monmouth, Northeastern
Assists: 9, Monmouth
Steals: 5, Binghamton
Blocks: 1, Delaware St., Iowa St., Tennessee, Mercyhurst
Minutes: 38, Houston

GEORGE CAREER HIGHS

Points: 28, Clemson*
FG Made: 12, Clemson*
FG Attempted: 26, Clemson*
3-Point FGM: 5, Notre Dame*, Virginia*, Cal *
3-Point FGA: 10, C. Arkansas*, Boston College*, Clemson*
FT Made: 12, Northeastern
FT Attempted: 14, Northeastern
Rebounds: 10, Virginia*
Off. Rebounds: 3, Boston College*, Clemson
Def. Rebounds: 8, Virginia*
Assists: 12, NC State*
Steals: 5, Binghamton
Blocks: 2, Notre Dame*, Syracuse*, Tennessee
Minutes: 55, Clemson*
* at Georgia Tech

GEORGE MISCELLANEOUS

	JR.	TOTAL
Double-Doubles	---	---
10+ Points	9	9
20+ Points	2	2
5+ Rebounds	3	3
10+ Rebounds	---	---
5+ Assists	7	7
3+ 3-PT Field Goals	---	---
3+ Steals	2	2
3+ Blocks	---	---
Led Team in Points	2	2
Led Team in Rebounds	---	---
Led Team in Assists	11	11

2025-26 GEORGE GAME-BY-GAME

Opponent	MP	FG	3PT	FT	REB	PF	AST	TO	BLK	STL	TP
BINGHAMTON*	23	6-9	2-4	0-0	4	3	8	1	0	5	14
DELAWARE STATE*	25	2-7	1-3	2-2	2	0	3	5	1	2	7
at Drexel*	30	6-12	1-3	0-0	4	3	7	0	0	1	13
MONMOUTH*	33	4-7	2-3	2-4	6	1	9	1	0	2	12
vs. Houston*	38	4-13	2-7	1-2	3	4	2	6	0	0	11
vs. Kansas*	32	1-4	0-2	3-4	2	3	4	0	0	0	5
vs. Iowa State*	28	1-5	1-5	2-2	3	0	6	7	1	1	5
TENNESSEE*	35	1-7	0-2	0-0	2	0	3	4	1	2	2
SAINT JOSEPH'S*	27	4-6	0-0	2-2	2	1	3	2	0	3	10
HOFSTRA*	22	0-4	0-3	0-0	1	1	6	1	0	2	0
MERCYHURST*	34	3-7	1-3	5-5	3	0	4	6	1	1	12
NORTHEASTERN*	35	5-8	0-1	12-14	6	3	6	1	0	1	22
STONEHILL*	30	7-12	3-5	5-7	1	2	3	1	0	1	22
CLEMSON*	31	2-9	1-3	5-6	6	1	6	3	0	1	10
at Georgia Tech											
at Pittsburgh											
FLORIDA STATE											
at Boston College											
VIRGINIA TECH											
MIAMI											
at NC State											
NOTRE DAME											
at North Carolina											
at Virginia											
CALIFORNIA											
SMU											
at Duke											
NORTH CAROLINA											
at Wake Forest											
at Louisville											
PITTSBURGH											
*started											

GEORGE'S CAREER STATISTICS * at Georgia Tech

Year	G GS		TOTAL			3-PTS						REBOUNDS											
			FG	FGA	Pct	3FG	3FGA	Pct	FT	FTA	Pct	O	D	Tot	Avg	PF	FO	A	TO	Blk	Stl	Pts	Avg
2023-24*	29	28	102	242	.421	32	102	.314	49	71	.690	12	57	69	2.4	47	0	135	60	3	10	285	9.8
2024-25*	34	34	149	379	.393	60	177	.339	60	76	.789	18	126	144	4.2	53	0	221	103	15	37	418	12.3
2025-26	14	14	46	110	.418	14	44	.318	39	48	.813	10	35	45	3.2	22	0	70	38	4	22	145	10.4
Total	77	76	297	731	.406	106	323	.328	148	195	.759	40	218	258	3.4	122	0	426	201	22	69	848	11.0

ORANGE STANDARD

25 SYRACUSE BASKETBALL 26

2003 NCAA CHAMPIONS • 6 FINAL FOURS • 41 NCAA TOURNAMENTS • 44 ALL-AMERICANS • 71 NBA DRAFT PICKS



NATE KINGZ

Guard • 6-5 • 190 • R-Senior

Salem, OR • McNary

Westmont • Southern Idaho • Oregon State

4

- Kingz has started each contest this season and is averaging 9.9 points.
- He knocked down a season-high four 3-point shots against Hofstra.
- Kingz scored a season-best 19 points in the triumph over Tennessee.
- Leads the team in 3-point field goals with 22 this year.

KINGZ 2025-26 HIGHS

Points: 19, Tennessee
FG Made: 6, Monmouth, Tennessee, Northeastern
FG Attempted: 13, Northeastern
3-Point FGM: 4, Hofstra
3-Point FGA: 9, Hofstra
FT Made: 5, Tennessee
FT Attempted: 6, Tennessee
Rebounds: 9, Drexel
Off. Rebounds: 3, Hofstra
Def. Rebounds: 8, Drexel
Assists: 3, Mercyhurst, Stonehill
Steals: 3, Mercyhurst
Blocks: 2, Northeastern
Minutes: 36, Houston, Tennessee

KINGZ CAREER HIGHS

Points: 30, Arizona Christian **
FG Made: 10, La Sierra **
FG Attempted: 19, St. Katherine Life Pacific**,
Ottawa (AZ) **
3-Point FGM: 6, Cal State Fullerton*
3-Point FGA: 11, Hope International**
FT Made: 14, Arizona Christian**
FT Attempted: 16, Arizona Christian**
Rebounds: 11, St. Catherine**
Off. Rebounds: 3, Wash. St.*, Cal St. Fullerton *, Hofstra
Def. Rebounds: 8, Drexel
Assists: 6, Hope International **
Steals: 4, Western Oregon *
Blocks: 2, Gonzaga, Saint. Mary's (CA), Gonzaga
* Northeastern
Minutes: 43, The Masters **
* at Oregon State, ** Westmont(NAIA)

KINGZ MISCELLANEOUS

	SR.	TOTAL
Double-Doubles	---	---
10+ Points	7	7
20+ Points	---	---
5+ Rebounds	9	9
10+ Rebounds	---	---
5+ Assists	---	---
3+ 3-PT Field Goals	4	4
3+ Steals	1	1
3+ Blocks	---	---
Led Team in Points	1	1
Led Team in Rebounds	---	---
Led Team in Assists	---	---

2025-26 KINGZ GAME-BY-GAME

Opponent	MP	FG	3PT	FT	REB	PF	AST	TO	BLK	STL	TP
BINGHAMTON*	25	2-6	0-3	0-0	1	1	1	0	0	1	4
DELAWARE STATE*	25	3-7	1-4	0-0	5	1	1	1	1	1	7
at Drexel*	33	3-8	1-5	0-2	9	0	1	0	0	1	7
MONMOUTH*	34	6-12	3-7	0-0	4	3	2	0	1	1	15
vs. Houston*	36	4-10	1-7	1-1	6	2	1	1	0	1	10
vs. Kansas*	31	3-9	1-5	2-3	0	1	0	0	0	2	9
vs. Iowa State*	15	2-6	1-3	0-0	1	0	0	2	1	0	5
TENNESSEE*	36	6-10	2-6	5-6	7	0	0	1	1	1	19
SAINT JOSEPH'S*	35	5-8	3-5	1-4	5	5	0	2	0	0	14
HOFSTRA*	34	4-9	4-9	0-0	5	1	2	0	0	0	12
MERCYHURST*	25	2-7	0-3	1-2	5	3	3	1	1	3	5
NORTHEASTERN*	35	6-13	1-5	1-2	5	1	0	1	2	1	14
STONEHILL*	33	5-7	3-4	0-0	7	0	3	0	1	1	13
CLEMSON*	28	2-3	1-2	0-0	1	3	0	0	0	0	5
at Georgia Tech											
at Pittsburgh											
FLORIDA STATE											
at Boston College											
VIRGINIA TECH											
MIAMI											
at NC State											
NOTRE DAME											
at North Carolina											
at Virginia											
CALIFORNIA											
SMU											
at Duke											
NORTH CAROLINA											
at Wake Forest											
at Louisville											
PITTSBURGH											
*started											


KINGZ'S CAREER STATISTICS *At Oregon State **at Westmont (4-year schools)

Year	G GS		TOTAL		Pct	3-PTS		Pct	FT	FTA	Pct	REBOUNDS				PF	FO	A	TO	Blk	Stl	Pts	Avg
			FG	FGA		3FG	3FGA					O	D	Tot	Avg								
2021-22**	26	24	169	359	.471	51	149	.342	94	129	.729	19	123	142	5.5	58	0	71	83	7	36	483	18.6
2024-25*	31	31	122	242	.504	58	130	.446	63	77	.818	20	58	78	2.5	57	0	56	25	14	25	365	11.8
2025-26	14	14	53	115	.461	22	68	.324	11	20	.550	11	50	61	4.4	21	1	14	9	8	13	139	9.9
Total	71	69	344	716	.480	131	347	.378	168	226	.743	50	231	281	4.0	136	1	141	117	29	74	987	13.9

ORANGE STANDARD

25 SYRACUSE BASKETBALL 26

2003 NCAA CHAMPIONS • 6 FINAL FOURS • 41 NCAA TOURNAMENTS • 44 ALL-AMERICANS • 71 NBA DRAFT PICKS



WILLIAM KYLE III

Forward • 6-9 • 230 • Senior
Bellevue, NE • Bellevue West
South Dakota State • UCLA

42

- Kyle III ranks second nationally in blocks per game (3.2), having swatted 45 shots through 14 games this season.
- He picked up his third double-double of the year versus Mercyhurst.
- Kyle III is closing in on 1,000 career points, needing just 22 more.

KYLE III 2025-26 HIGHS

Points: 16, Binghamton
FG Made: 8, Binghamton
FG Attempted: 9, Binghamton
3-Point FGM: 0
3-Point FGA: 0
FT Made: 6, Saint Joseph's, Northeastern
FT Attempted: 12, Northeastern
Rebounds: 13, Delaware State
Off. Rebounds: 7, Drexel
Def. Rebounds: 9, Delaware State
Assists: 4, Delaware State
Steals: 3, Drexel, Houston
Blocks: 6, Delaware State, Tennessee
Minutes: 36, Houston

KYLE III CAREER HIGHS

Points: 26, Denver*
FG Made: 10, Denver*
FG Attempted: 14, Omaha*
3-Point FGM: 0
3-Point FGA: 1, Dakota Wesleyan*
FT Made: 7, Valparaiso, Denver*
FT Attempted: 12, Northeastern
Rebounds: 13, Dakota Wesleyan*, Delaware St.
Off. Rebounds: 7, Drexel
Def. Rebounds: 9, Dakota Wesleyan*, Delaware St.
Assists: 5, Alabama, Omaha, Denver*
Steals: 3, Drexel, Houston
Blocks: 6, Delaware State, Tennessee
Minutes: 41, Omaha*
* South Dakota State, ** UCLA

KYLE III MISCELLANEOUS

	SR	TOTAL
Double-Doubles	3	3
10+ Points	7	7
20+ Points	---	---
5+ Rebounds	12	12
10+ Rebounds	6	6
5+ Assists	---	---
3+ 3-PT Field Goals	---	---
3+ Steals	2	2
3+ Blocks	8	8
Led Team in Points	1	1
Led Team in Rebounds	9	9
Led Team in Assists	1	1

2025-26 KYLE III GAME-BY-GAME

Opponent	MP	FG	3PT	FT	REB	PF	AST	TO	BLK	STL	TP
BINGHAMTON*	24	8-9	0-0	0-0	5	3	1	0	1	0	16
DELAWARE STATE*	20	4-7	0-0	0-1	13	3	4	1	6	1	8
at Drexel*	26	4-7	0-0	0-0	10	0	0	0	3	3	8
MONMOUTH*	30	3-3	0-0	1-2	7	3	1	2	3	0	7
vs. Houston*	36	4-6	0-0	4-9	10	3	2	3	2	3	12
vs. Kansas*	30	4-5	0-0	1-6	9	3	1	0	2	1	9
vs. Iowa State*	24	2-3	0-0	5-8	2	1	2	3	1	2	9
TENNESSEE*	35	3-6	0-0	4-10	7	3	0	5	6	0	10
SAINT JOSEPH'S*	28	3-4	0-0	6-9	11	2	0	1	4	2	12
HOFSTRA*	33	5-6	0-0	3-4	6	2	1	1	4	1	13
MERCYHURST*	27	7-8	0-0	1-2	10	1	0	0	5	1	15
NORTHEASTERN*	29	4-6	0-0	6-12	8	2	0	0	3	1	14
STONEHILL*	29	1-6	0-0	1-3	10	0	0	0	3	0	3
CLEMSON*	25	1-4	0-0	2-4	4	3	0	1	2	0	4
at Georgia Tech											
at Pittsburgh											
FLORIDA STATE											
at Boston College											
VIRGINIA TECH											
MIAMI											
at NC State											
NOTRE DAME											
at North Carolina											
at Virginia											
CALIFORNIA											
SMU											
at Duke											
NORTH CAROLINA											
at Wake Forest											
at Louisville											
PITTSBURGH											
*started											

KYLE III'S CAREER STATISTICS * at South Dakota State ** at UCLA

Year	TOTAL					3-PTS			REBOUNDS												
	G	GS	FG	FGA	Pct	3FG	3FGA	Pct	FT	FTA	Pct	O	D	Tot	Avg	PF	FO	A	TO	Blk	Stl
2022-23*	32	25	117	216	.542	0	0	.000	52	81	.642	47	105	152	4.8	57	1	31	53	38	11
2023-24*	35	24	195	313	.623	0	1	.000	69	119	.580	78	154	232	6.6	51	0	58	50	55	11
2024-25**	32	0	38	54	.704	0	0	.000	17	43	.395	24	33	57	1.8	35	0	14	14	20	6
2025-26	14	14	53	80	.663	0	0	.000	34	70	.486	43	69	112	8.0	29	0	12	17	45	15
Total	113	63	403	663	.608	0	1	.000	172	313	.550	192	361	553	4.9	172	1	115	134	158	43

ORANGE STANDARD

25 SYRACUSE BASKETBALL 26

2003 NCAA CHAMPIONS • 6 FINAL FOURS • 41 NCAA TOURNAMENTS • 44 ALL-AMERICANS • 71 NBA DRAFT PICKS

NCAA BLOCKS				
Includes games of 1/4/2026				
Rank	Player	School	GP	BLK
1.	Kyle Evans	UC Irvine	16	50
2.	Jerald Colonel	SF Austin	14	46
3.	William Kyle III	Syracuse	14	45
	Will Heimbrodt	Seattle	16	45
5.	Oswin Erhunmwunse	Providence	14	41
	Chol Machot	Col. of Charleston	15	41
7.	Matt Van Komen	Marshall	15	40
	Devin Williams	Florida Atlantic	14	40
9.	Somto Cyril	Georgia	14	39
	Aiden Sherrell	Alabama	14	39

NCAA BLOCKS PER GAME				
Includes games of 1/4/2026				
Rank	Player	School	GP	BPG
1.	Jerald Colonel	SF Austin	14	3.29
2.	William Kyle III	Syracuse	14	3.21
3.	Kyle Evans	UC Irvine	16	3.13
4.	Oswin Erhunmwunse	Providence	14	2.93
5.	Will Heimbrodt	Seattle	16	2.81
7.	Somto Cyril	Georgia	14	2.79
	Aiden Sherrell	Alabama	14	2.79
9.	Chol Machot	Col. of Charleston	15	2.73
	Devin Williams	Florida Atlantic	15	2.73
10.	Matt Van Komen	Marshall	15	2.67

ACC BLOCKS				
Includes games of 1/4/2026				
Rank	Player	School	GP	BLK
1.	William Kyle III	Syracuse	14	45
2.	Johann Grunloh	Virginia	14	37
3.	Ugonna Onyenso	Virginia	14	32
4.	Patrick Ngongba	Duke	14	23
5.	Caleb Wilson	North Carolina	15	22
	Samet Yigitoglu	SMU	14	22
7.	Aidan Shaw	Boston College	14	21
	Tre'Von Spillers	Wake Forest	15	21
9.	Jayden Hastings	Boston College	14	20
10.	Two tied with			19

ACC BLOCKS PER GAME				
Includes games of 1/4/2026				
Rank	Player	School	GP	BLK
1.	William Kyle III	Syracuse	14	3.21
2.	Johann Grunloh	Virginia	14	2.64
3.	Ugonna Onyenso	Virginia	14	2.29
4.	Patrick Ngongba	Duke	14	1.64
5.	Samet Yigitoglu	SMU	14	1.57
6.	Aidan Shaw	Boston College	14	1.50
7.	Caleb Wilson	North Carolina	15	1.47
8.	Jayden Hastings	Boston College	14	1.43
9.	Tre'Von Spillers	Wake Forest	15	1.40
10.	Two tied with			1.36

SU SEASON BLOCKS PER GAME				
Includes games of 12/31/2025				
Rank	Player	Year	GP	BPG
1.	Etan Thomas	1998-99	33	3.97
2.	Etan Thomas	1997-98	35	3.94
3.	Etan Thomas	1999-00	29	3.69
4.	Derrick Coleman	1988-89	37	3.43
5.	Daryl Watkins	2006-07	33	3.39
6.	William Kyle III	2025-26	14	3.21
7.	Rony Seikaly	1985-86	32	3.03
8.	Roosevelt Bouie	1976-77	30	3.00
	Roosevelt Bouie	1977-78	28	3.00
10.	Jeremy McNeil	2002-03	35	2.86

25 SYRACUSE BASKETBALL 26

2003 NCAA CHAMPIONS • 6 FINAL FOURS • 41 NCAA TOURNAMENTS • 44 ALL-AMERICANS • 71 NBA DRAFT PICKS



NOAH LOBDELL

Guard • 6-0 • 150 • Sophomore
Syracuse, NY • Faith Heritage

24

- Lobdell has appeared in three games this season.
- He was a team captain at Faith Heritage High School during his junior and senior year.

LOBDELL 2025-26 HIGHS

Points: 0
FG Made: 0
FG Attempted: 1, Drexel, Iowa State
3-Point FGM: 0
3-Point FGA: 1, Drexel, Iowa State
FT Made: 0
FT Attempted: 0
Rebounds: 0
Off. Rebounds: 0
Def. Rebounds: 0
Assists: 0
Steals: 0
Blocks: 0
Minutes: 2, Iowa State

LOBDELL CAREER HIGHS

Points: 0
FG Made: 0
FG Attempted: 1, Drexel, Iowa State
3-Point FGM: 0
3-Point FGA: 1, Drexel, Iowa State
FT Made: 0
FT Attempted: 0
Rebounds: 0
Off. Rebounds: 0
Def. Rebounds: 0
Assists: 0
Steals: 0
Blocks: 0
Minutes: 2, Iowa State

LOBDELL MISCELLANEOUS

	FR	SO	TOTAL
Double-Doubles	---	---	---
10+ Points	---	---	---
20+ Points	---	---	---
5+ Rebounds	---	---	---
10+ Rebounds	---	---	---
5+ Assists	---	---	---
3+ 3-PT Field Goals	---	---	---
3+ Steals	---	---	---
3+ Blocks	---	---	---
Led Team in Points	---	---	---
Led Team in Rebounds	---	---	---
Led Team in Assists	---	---	---

2025-26 LOBDELL GAME-BY-GAME

Opponent	MP	FG	3PT	FT	REB	PF	AST	TO	BLK	STL	TP
BINGHAMTON	--	--	--	--	--	--	--	--	--	--	--
DELAWARE STATE	--	--	--	--	--	--	--	--	--	--	--
at Drexel	1	0-1	0-1	0-0	0	0	0	0	0	0	0
MONMOUTH	--	--	--	--	--	--	--	--	--	--	--
vs. Houston	--	--	--	--	--	--	--	--	--	--	--
vs. Kansas	--	--	--	--	--	--	--	--	--	--	--
vs. Iowa State	2	0-1	0-1	0-0	0	0	0	0	0	0	0
TENNESSEE	--	--	--	--	--	--	--	--	--	--	--
SAINT JOSEPH'S	--	--	--	--	--	--	--	--	--	--	--
HOFSTRA	--	--	--	--	--	--	--	--	--	--	--
MERCYHURST	--	--	--	--	--	--	--	--	--	--	--
NORTHEASTERN	--	--	--	--	--	--	--	--	--	--	--
STONEHILL	1	0-0	0-0	0-0	0	1	0	0	0	0	0
CLEMSON	--	--	--	--	--	--	--	--	--	--	--
at Georgia Tech											
at Pittsburgh											
FLORIDA STATE											
at Boston College											
VIRGINIA TECH											
MIAMI											
at NC State											
NOTRE DAME											
at North Carolina											
at Virginia											
CALIFORNIA											
SMU											
at Duke											
NORTH CAROLINA											
at Wake Forest											
at Louisville											
PITTSBURGH											
*started											

LOBDELL'S CAREER STATISTICS

Year	G GS		TOTAL			3-PTS						REBOUNDS									
			FG	FGA	Pct	3FG	3FGA	Pct	FT	FTA	Pct	O	D	Tot	Avg	PF	FO	A	TO	Blk	Stl
2024-25	2	0	0	0	.000	0	0	.000	0	0	.000	0	0	0	0.0	0	0	0	0	0	0
2025-26	3	0	0	2	.000	0	2	.000	0	0	.000	0	0	0	0.0	1	0	0	0	0	1
Total	5	0	0	2	.000	0	2	.000	0	0	.000	0	0	0	0.0	1	0	0	0	0	1

ORANGE STANDARD

25 SYRACUSE BASKETBALL 26

2003 NCAA CHAMPIONS • 6 FINAL FOURS • 41 NCAA TOURNAMENTS • 44 ALL-AMERICANS • 71 NBA DRAFT PICKS



IBRAHIM "AKIR" SQUARE

Forward • 6-9 • 225 • R-Sophomore
Conakry, Guinea • Canyon International Academy
Georgia Tech

10

- Square has seen court action in all 14 games this season.
- He has recorded 10 blocks during the 2025-26 campaign.
- Square scored his first points of the year in the Mercyhurst contest.

SQUARE 2025-26 HIGHS

Points: 4, Mercyhurst
FG Made: 1, Mercyhurst, Clemson
FG Attempted: 1, Mercyhurst, Stonehill, Clemson
3-Point FGM: 0
3-Point FGA: 1, Stonehill
FT Made: 2, Mercyhurst
FT Attempted: 2, Delaware State, Mercyhurst
Rebounds: 3, Drexel, Iowa St., Saint Joseph's, Northeastern, Stonehill
Off. Rebounds: 2, Binghamton
Def. Rebounds: 3, Saint Joseph's
Assists: 1, Monmouth, Houston, Kansas, Saint Joseph's
Steals: 1, Saint Joseph's
Blocks: 3, Stonehill
Minutes: 12, Saint Joseph's, Clemson

SQUARE CAREER HIGHS

Points: 9, Clemson*
FG Made: 4, Alabama A&M*
FG Attempted: 7, Wake Forest*
3-Point FGM: 0
3-Point FGA: 1, Central Arkansas*, Stonehill
FT Made: 3, Clemson*
FT Attempted: 6, Clemson*
Rebounds: 12, Clemson*
Off. Rebounds: 7, Clemson*
Def. Rebounds: 8, Wake Forest*
Assists: 1, Nine times*
Steals: 1, Eight times*
Blocks: 4, Boston College*
Minutes: 42, Clemson*
*while at Georgia Tech

SQUARE MISCELLANEOUS

	SO.	TOTAL
Double-Doubles	---	---
10+ Points	---	---
20+ Points	---	---
5+ Rebounds	---	---
10+ Rebounds	---	---
5+ Assists	---	---
3+ 3-PT Field Goals	---	---
3+ Steals	---	---
3+ Blocks	1	1
Led Team in Points	---	---
Led Team in Rebounds	---	---
Led Team in Assists	---	---

2025-26 SQUARE GAME-BY-GAME

Opponent	MP	FG	3PT	FT	REB	PF	AST	TO	BLK	STL	TP
BINGHAMTON	10	0-0	0-0	0-0	2	3	0	1	2	0	0
DELAWARE STATE	8	0-0	0-0	0-2	2	0	0	0	0	0	0
at Drexel	8	0-0	0-0	0-0	3	3	0	1	1	0	0
MONMOUTH	7	0-0	0-0	0-1	2	1	1	1	2	0	0
vs. Houston	9	0-0	0-0	0-0	1	4	1	0	0	0	0
vs. Kansas	9	0-0	0-0	0-0	2	2	1	0	0	0	0
vs. Iowa State	9	0-0	0-0	0-0	3	0	0	0	1	0	0
TENNESSEE	5	0-0	0-0	0-0	1	1	0	1	0	0	0
SAINT JOSEPH'S	12	0-0	0-0	0-0	3	1	1	1	0	1	0
HOFSTRA	7	0-0	0-0	0-0	1	3	0	0	0	0	0
MERCYHURST	11	1-1	0-0	2-2	2	3	0	0	1	0	4
NORTHEASTERN	11	0-0	0-0	0-0	3	3	0	1	0	0	0
STONEHILL	9	0-1	0-1	0-0	3	1	0	0	3	0	0
CLEMSON	12	1-1	0-0	1-1	1	0	0	1	0	0	3
at Georgia Tech											
at Pittsburgh											
FLORIDA STATE											
at Boston College											
VIRGINIA TECH											
MIAMI											
at NC State											
NOTRE DAME											
at North Carolina											
at Virginia											
CALIFORNIA											
SMU											
at Duke											
NORTH CAROLINA											
at Wake Forest											
at Louisville											
PITTSBURGH											
*started											

SQUARE'S CAREER STATISTICS *at Georgia Tech

	TOTAL					3-PTS			REBOUNDS														
Year	G	GS	FG	FGA	Pct	3FG	3FGA	Pct	FT	FTA	Pct	O	D	Tot	Avg	PF	FO	A	TO	Blk	Stl	Pts	Avg
2024-25*	30	14	37	62	.597	0	1	.000	10	32	.313	36	72	108	3.6	67	0	7	16	17	7	84	2.8
2025-26	14	0	2	3	.667	0	1	.000	3	6	.500	9	20	29	2.1	25	0	4	7	10	2	7	0.5
Total	44	14	39	65	.600	0	2	.000	13	38	.342	45	92	137	3.1	92	0	11	23	27	9	91	2.1

ORANGE STANDARD

25 SYRACUSE BASKETBALL 26

2003 NCAA CHAMPIONS • 6 FINAL FOURS • 41 NCAA TOURNAMENTS • 44 ALL-AMERICANS • 71 NBA DRAFT PICKS



J.J. STARLING

Guard • 6-4 • 206 • Senior

Baldwinsville, NY • Baldwinsville/La Lumiere • Notre Dame

2

- Starling suffered a lower leg injury in the opener against Binghamton and missed the Delaware State and Drexel contests.
- He has gone into double digits in the scoring column in all but two contests he has appeared in since the injury, averaging 11.6 points per game in that span.
- Starling scored a season-best 20 points against Stonehill.

STARLING 2025-26 HIGHS

Points: 20, Stonehill
FG Made: 8, Stonehill
FG Attempted: 17, Stonehill
3-Point FGM: 2, Kansas, Hofstra, Mercyhurst, Stonehill
3-Point FGA: 6, Kansas, Stonehill
FT Made: 2, Monmouth, Kansas, Northeastern, Stonehill
FT Attempted: 6, Stonehill
Rebounds: 5, Kansas
Off. Rebounds: 1, Binghamton, Mercyhurst, Northeastern
Def. Rebounds: 5, Kansas
Assists: 4, Houston, Mercyhurst, Stonehill
Steals: 3, Tennessee
Blocks: 2, Clemson
Minutes: 34, Hofstra, Clemson

STARLING CAREER HIGHS

Points: 38, Youngstown State, 2024-25
FG Made: 14, Youngstown State, 2024-25
FG Attempted: 23, Youngstown State, 2024-25
3-Point FGM: 6, Miami, 2023-24
3-Point FGA: 11, at Pittsburgh, 2024-25
FT Made: 10, North Carolina, 2024-25
FT Attempted: 12, Youngstown State, 2024-25
Rebounds: 8, Jacksonville, 2022-23*
Off. Rebounds: 3, at Miami, 2024-25, Louisville, Jacksonville, 2022-23*
Def. Rebounds: 7, at NC State, 2022-23*
Assists: 7, Canisius, 2023-24
Steals: 4, vs. Gonzaga, 2023-24
Blocks: 2, Clemson 2025-26, Georgia Tech, 2024-25, Marquette, Michigan St., 2022-23*
Minutes: 38, Youngstown State, 2024-25
*while at Notre Dame

STARLING MISCELLANEOUS

	SO	JR	SR	TOTAL
Double-Doubles	---	---	---	---
10+ Points	18	23	9	50
20+ Points	6	10	1	17
5+ Rebounds	4	9	1	14
10+ Rebounds	---	---	---	---
5+ Assists	---	3	---	3
3+ 3-PT Field Goals	15	5	---	20
3+ Steals	1	---	1	2
3+ Blocks	2	---	---	2
Led Team in Points	7	14	2	23
Led Team in Rebounds	---	---	---	---
Led Team in Assists	---	9	3	12

2025-26 STARLING GAME-BY-GAME

Opponent	MP	FG	3PT	FT	REB	PF	AST	TO	BLK	STL	TP
BINGHAMTON*	2	0-2	0-0	0-0	1	0	1	0	0	0	0
DELAWARE STATE	--	--	--	--	--	--	--	--	--	--	--
at Drexel	--	--	--	--	--	--	--	--	--	--	--
MONMOUTH*	26	4-6	1-1	2-5	1	2	1	0	1	0	11
vs. Houston*	31	5-8	1-3	0-3	4	3	4	2	1	0	11
vs. Kansas*	33	3-13	2-6	2-4	5	2	3	0	0	0	10
vs. Iowa State*	29	4-9	1-3	1-2	4	2	3	1	0	1	10
TENNESSEE*	33	5-10	1-4	1-2	4	3	2	1	0	3	12
SAINT JOSEPH'S*	32	5-13	0-3	1-2	4	0	2	2	1	1	11
HOFSTRA*	34	6-15	2-4	1-2	3	0	2	1	0	0	15
MERCYHURST*	32	6-9	2-4	1-1	2	2	4	3	0	0	15
NORTHEASTERN*	29	3-9	1-3	2-2	1	1	1	3	0	1	9
STONEHILL*	33	8-17	2-6	2-6	3	3	4	1	0	2	20
CLEMSON*	34	2-7	0-2	0-0	2	3	2	4	2	1	4
at Georgia Tech											
at Pittsburgh											
FLORIDA STATE											
at Boston College											
VIRGINIA TECH											
MIAMI											
at NC State											
NOTRE DAME											
at North Carolina											
at Virginia											
CALIFORNIA											
SMU											
at Duke											
NORTH CAROLINA											
at Wake Forest											
at Louisville											
PITTSBURGH											
*started											

STARLING'S CAREER STATISTICS * at Notre Dame

	TOTAL					3-PTS					REBOUNDS												
Year	G	GS	FG	FGA	Pct	3FG	3FGA	Pct	FT	FTA	Pct	O	D	Tot	Avg	PF	FO	A	TO	Blk	Stl	Pts	Avg
2022-23*	28	24	125	297	.421	26	87	.299	37	58	.638	15	64	79	2.8	54	0	32	41	7	20	313	11.2
2023-24	32	32	171	373	.458	44	136	.324	40	56	.714	20	83	103	3.2	42	0	60	55	6	27	426	13.3
2024-25	26	26	169	415	.407	38	142	.268	87	127	.685	19	79	98	3.8	51	1	73	61	8	23	463	17.8
2025-26	12	12	51	118	.432	13	39	.333	13	29	.448	3	30	33	2.8	21	0	29	18	5	9	128	10.7
Total	98	94	516	1203	.429	121	404	.300	177	270	.656	57	256	313	3.2	168	1	194	175	26	79	1330	13.6

ORANGE STANDARD

25 SYRACUSE BASKETBALL 26

2003 NCAA CHAMPIONS • 6 FINAL FOURS • 41 NCAA TOURNAMENTS • 44 ALL-AMERICANS • 71 NBA DRAFT PICKS



SADIQ WHITE JR.

Forward • 6-9 • 195 • Freshman
Charlotte, NC • Myers Park/ IMG Academy



- White Jr. has drawn the starting assignment in each of the past 10 games for the Orange.
- He led the team in scoring for the first time in his career against #15/13 Iowa State, going for a career-high 14 points.
- He is third on the team in total rebounds with 60.

WHITE JR. SEASON & CAREER HIGHS

Points: 14, Iowa State
FG Made: 6, Iowa State, Mercyhurst
FG Attempted: 12, Mercyhurst
3-Point FGM: 1, Iowa State, Tennessee, Stonehill
3-Point FGA: 2, Binghamton, Tennessee
FT Made: 4, Hofstra, Stonehill
FT Attempted: 9, Stonehill
Rebounds: 9, Tennessee, Mercyhurst, Stonehill
Off. Rebounds: 6, Mercyhurst
Def. Rebounds: 8, Tennessee
Assists: 2, Delaware State
Steals: 3, Tennessee
Blocks: 3, Stonehill
Minutes: 27, Mercyhurst

WHITE JR MISCELLANEOUS

	FR	TOTAL
Double-Doubles	---	---
10+ Points	6	6
20+ Points	---	---
5+ Rebounds	4	4
10+ Rebounds	---	---
5+ Assists	---	---
3+ 3-PT Field Goals	---	---
3+ Steals	1	1
3+ Blocks	1	1
Led Team in Points	1	1
Led Team in Rebounds	2	2
Led Team in Assists	---	---

2025-26 WHITE JR GAME-BY-GAME

Opponent	MP	FG	3PT	FT	REB	PF	AST	TO	BLK	STL	TP
BINGHAMTON	19	2-7	0-2	0-0	4	0	1	0	0	1	4
DELAWARE STATE	23	5-7	0-1	0-0	4	1	2	3	1	1	10
vs. Drexel	15	1-1	0-0	2-2	1	3	1	0	1	1	4
MONMOUTH	11	4-5	0-0	0-0	2	5	0	1	0	0	8
vs. Houston*	19	2-5	0-1	0-1	4	2	1	0	0	0	4
vs. Kansas*	20	3-7	0-1	3-4	2	3	1	1	2	2	9
vs. Iowa State*	20	6-7	1-1	1-3	3	5	0	2	0	0	14
TENNESSEE*	26	4-10	1-2	1-2	9	3	0	2	0	3	10
SAINT JOSEPH'S*	19	1-4	0-0	0-0	2	1	1	0	0	0	2
HOFSTRA*	23	4-7	0-0	4-8	7	2	1	3	2	1	12
MERCYHURST*	27	6-12	0-1	1-2	9	3	0	3	0	0	13
NORTHEASTERN*	16	0-5	0-0	0-0	4	3	0	3	1	0	0
STONEHILL*	23	4-5	1-1	4-9	9	3	1	0	3	1	13
CLEMSON*	11	1-3	0-0	0-0	0	1	0	1	0	0	2
at Georgia Tech											
at Pittsburgh											
FLORIDA STATE											
at Boston College											
VIRGINIA TECH											
MIAMI											
at NC State											
NOTRE DAME											
at North Carolina											
at Virginia											
CALIFORNIA											
SMU											
at Duke											
NORTH CAROLINA											
at Wake Forest											
at Louisville											
PITTSBURGH											
*started											

WHITE JR'S CAREER STATISTICS

	TOTAL					3-PTS					REBOUNDS												
Year	G	GS	FG	FGA	Pct	3FG	3FGA	Pct	FT	FTA	Pct	O	D	Tot	Avg	PF	FO	A	TO	Blk	Stl	Pts	Avg
2025-26	14	10	43	85	.506	3	10	.300	16	31	.516	21	39	60	4.3	35	2	9	19	10	10	105	7.5
Total	14	10	43	85	.506	3	10	.300	16	31	.516	21	39	60	4.3	35	2	9	19	10	10	105	7.5

ORANGE STANDARD

25 SYRACUSE BASKETBALL 26

2003 NCAA CHAMPIONS • 6 FINAL FOURS • 41 NCAA TOURNAMENTS • 44 ALL-AMERICANS • 71 NBA DRAFT PICKS



AARON WOMACK

Guard • 6-6 • 170 • Freshman
Milwaukee, Wisc. • Dominican

14

- Womack became the 60th Player In Wisconsin High School Basketball history to surpass 2,000 points.
- He intends to redshirt in 2025-26.

WOMACK SEASON & CAREER HIGHS

Points: 0
FG Made: 0
FG Attempted: 0
3-Point FGM: 0
3-Point FGA: 0
FT Made: 0
FT Attempted: 0
Rebounds: 0
Off. Rebounds: 0
Def. Rebounds: 0
Assists: 0
Steals: 0
Blocks: 0
Minutes: 0

WOMACK MISCELLANEOUS

	FR	TOTAL
Double-Doubles	---	---
10+ Points	---	---
20+ Points	---	---
5+ Rebounds	---	---
10+ Rebounds	---	---
5+ Assists	---	---
3+ 3-PT Field Goals	---	---
3+ Steals	---	---
3+ Blocks	---	---
Led Team in Points	---	---
Led Team in Rebounds	---	---
Led Team in Assists	---	---

2025-26 WOMACK GAME-BY-GAME

Opponent	MP	FG	3PT	FT	REB	PF	AST	TO	BLK	STL	TP
BINGHAMTON	--	--	--	--	--	--	--	--	--	--	--
DELAWARE STATE	--	--	--	--	--	--	--	--	--	--	--
at Drexel	--	--	--	--	--	--	--	--	--	--	--
MONMOUTH	--	--	--	--	--	--	--	--	--	--	--
vs. Houston	--	--	--	--	--	--	--	--	--	--	--
vs. Kansas	--	--	--	--	--	--	--	--	--	--	--
vs. Iowa State	--	--	--	--	--	--	--	--	--	--	--
TENNESSEE	--	--	--	--	--	--	--	--	--	--	--
SAINT JOSEPH'S	--	--	--	--	--	--	--	--	--	--	--
HOFSTRA	--	--	--	--	--	--	--	--	--	--	--
MERCYHURST	--	--	--	--	--	--	--	--	--	--	--
NORTHEASTERN	--	--	--	--	--	--	--	--	--	--	--
STONEHILL	--	--	--	--	--	--	--	--	--	--	--
CLEMSON	--	--	--	--	--	--	--	--	--	--	--
at Georgia Tech											
at Pittsburgh											
FLORIDA STATE											
at Boston College											
VIRGINIA TECH											
MIAMI											
at NC State											
NOTRE DAME											
at North Carolina											
at Virginia											
CALIFORNIA											
SMU											
at Duke											
NORTH CAROLINA											
at Wake Forest											
at Louisville											
PITTSBURGH											
*started											

WOMACK'S CAREER STATISTICS

	TOTAL					3-PTS			REBOUNDS														
Year	G	GS	FG	FGA	Pct	3FG	3FGA	Pct	FT	FTA	Pct	O	D	Tot	Avg	PF	FO	A	TO	Blk	Stl	Pts	Avg
2025-26	0	0	0	0	.000	0	0	.000	0	0	.000	0	0	0	0.0	0	0	0	0	0	0	0	0.0
Total	0	0	0	0	.000	0	0	.000	0	0	.000	0	0	0	0.0	0	0	0	0	0	0	0	0.0

ORANGE STANDARD

25 SYRACUSE BASKETBALL 26

2003 NCAA CHAMPIONS • 6 FINAL FOURS • 41 NCAA TOURNAMENTS • 44 ALL-AMERICANS • 71 NBA DRAFT PICKS



BRYCE ZEPHIR

Guard • 6-4 • 225 • Graduate Student
Carson, Calif. • Santa Monica/Salt Lake CC/
Montana State

55

- Zephir has appeared off the bench in 12 games this season.
- He contributed five points against Delaware State.
- He produced four points, three rebounds and two assists in the win at Drexel.

ZEPHIR 2025-26 HIGHS

Points: 5, Delaware State
FG Made: 2, Delaware State, Drexel
FG Attempted: 5, Drexel
3-Point FGM: 1, Delaware State
3-Point FGA: 1, Delaware State, Drexel
FT Made: 0
FT Attempted: 2, Monmouth
Rebounds: 3, Binghamton, Drexel
Off. Rebounds: 1, Binghamton
Def. Rebounds: 3, Drexel
Assists: 3, Binghamton
Steals: 1, Delaware State, Drexel
Blocks: 0
Minutes: 15, Drexel

ZEPHIR CAREER HIGHS

Points: 16, Northwest Indian*
FG Made: 6, Northwest Indian*
FG Attempted: 11, NW Indian*, N. Colorado*
3-Point FGM: 2, N. Colorado*, Abilene Christian*, Wichita State*
3-Point FGA: 4, Northwest Indian*
FT Made: 4, Northwest Indian*
FT Attempted: 5, Denver*
Rebounds: 5, Weber State*, Montana*
Off. Rebounds: 2, Kansas City*
Def. Rebounds: 5, Weber State*, Montana*
Assists: 4, Sacramento State*
Steals: 3, Denver*
Blocks: 1, Idaho State*, Northwest Indian*
Minutes: 30, Montana*
*Montana State

ZEPHIR MISCELLANEOUS

	GR	TOTAL
Double-Doubles	---	---
10+ Points	---	---
20+ Points	---	---
5+ Rebounds	---	---
10+ Rebounds	---	---
5+ Assists	---	---
3+ 3-PT Field Goals	---	---
3+ Steals	---	---
3+ Blocks	---	---
Led Team in Points	---	---
Led Team in Rebounds	---	---
Led Team in Assists	---	---

2025-26 ZEPHIR GAME-BY-GAME

Opponent	MP	FG	3PT	FT	REB	PF	AST	TO	BLK	STL	TP
BINGHAMTON	11	0-0	0-0	0-0	3	3	3	1	0	0	0
DELAWARE STATE	12	2-2	1-1	0-0	0	3	0	2	0	1	5
at Drexel	15	2-5	0-1	0-0	3	1	2	0	0	1	4
MONMOUTH	6	0-0	0-0	0-2	0	1	0	0	0	0	0
vs. Houston	2	0-0	0-0	0-0	0	0	0	0	0	0	0
vs. Kansas	4	0-0	0-0	0-0	0	0	0	0	0	0	0
vs. Iowa State	4	0-0	0-0	0-0	0	0	0	0	0	0	0
TENNESSEE	--	--	--	--	--	--	--	--	--	--	--
SAINT JOSEPH'S	3	0-1	0-0	0-0	0	2	0	0	0	0	0
HOFSTRA	4	0-0	0-0	0-0	0	0	0	0	0	0	0
MERCYHURST	4	0-0	0-0	0-0	0	0	0	0	0	0	0
NORTHEASTERN	1	0-0	0-0	0-0	0	0	0	0	0	0	0
STONEHILL	7	1-1	0-0	0-0	0	0	0	0	0	1	2
CLEMSON	--	--	--	--	--	--	--	--	--	--	--
at Georgia Tech											
at Pittsburgh											
FLORIDA STATE											
at Boston College											
VIRGINIA TECH											
MIAMI											
at NC State											
NOTRE DAME											
at North Carolina											
at Virginia											
CALIFORNIA											
SMU											
at Duke											
NORTH CAROLINA											
at Wake Forest											
at Louisville											
PITTSBURGH											
*started											

ZEPHIR'S CAREER STATISTICS (4-year schools) *at Montana State **at North Texas

Year	TOTAL				3-PTS				REBOUNDS															
	G	GS	FG	FGA	Pct	3FG	3FGA	Pct	FT	FTA	Pct	O	D	Tot	Avg	PF	FO	A	TO	Blk	Stl	Pts	Avg	
2021-22**	10	0	5	10	.500	1	4	.250	1	2	.500	0	3	3	0.3	1	0	0	1	0	3	12	1.2	
2022-23**	redshirt																							
2024-25*	29	15	60	128	.469	11	37	.297	24	39	.615	11	47	58	2.0	49	0	61	44	2	18	155	5.3	
2025-26	12	0	5	9	.556	1	2	.500	0	2	.000	1	5	6	0.5	10	0	5	3	0	3	11	0.9	
Total	51	15	70	147	.476	13	43	.302	25	43	.581	12	55	67	1.3	60	0	66	48	2	24	178	3.5	

ORANGE STANDARD

25 SYRACUSE BASKETBALL 26

2003 NCAA CHAMPIONS • 6 FINAL FOURS • 41 NCAA TOURNAMENTS • 44 ALL-AMERICANS • 71 NBA DRAFT PICKS

2025-26 RECORD BREAKDOWN

Record	Overall	ACC	ACCT	NCAA
SU overall	9-5	0-1		
SU at home	8-2	0-1		
SU on the road	1-0			
SU at neutral sites	0-3			
SU in overtime				
After a loss	2-2			
SU scores first	8-4	0-1		
Opponent scores first	1-1			

Halftime	Overall	ACC	ACCT	NCAA
SU led at the half	9-1			
SU trailed at the half	0-4	0-1		
Tied at the half				

Rebounding	Overall	ACC	ACCT	NCAA
SU outrebounded Opp.	6-1			
SU was outrebounded	3-4	0-1		
Rebounds were equal				
SU 36-or-more rebounds	7-1			
SU 35-or-less rebounds	2-4	0-1		
SU 21-or-more def rebounds	8-2	0-1		
SU 20-or-less def. rebounds	1-3			
SU 11-or-more off. rebounds	5-4			
SU 10-or-less off. rebounds	4-1	0-1		

Field Goal Percentage	Overall	ACC	ACCT	NCAA
SU shot 60-70% FG				
SU shot 50-60% FG	4-0			
SU shot 40-50% FG	5-3	0-1		
SU shot 30-40% FG	0-2			
Opp. shot 60-70% FG				
Opp. shot 50-60% FG	0-1			
Opp. shot 40-50% FG	3-3	0-1		
Opp. shot 30-40% FG	3-1			
Opp. shot 20-30% FG	3-0			
SU outshot Opp. FG%	9-1			
Opp. outshot SU FG%	0-4	0-1		

3-Point FG	Overall	ACC	ACCT	NCAA
SU 10-or-more 3-pointers				
SU 9-or-less 3-pointers	9-5	0-1		
SU made more 3-pointers	5-2	0-1		
Opp. made more 3-pointers	3-3			
3-pointers made were equal	1-0			

Free Throw Percentage	Overall	ACC	ACCT	NCAA
SU outshot Opp. FT%	4-1	0-1		
Opp. outshot SU FT%	5-4			
FT% was equal				
SU shot more FT	6-4	0-1		
Opp. shot more FT	3-1			
Free throws shot were equal				

Scoring	Overall	ACC	ACCT	NCAA
SU scored 100-109				
SU scored 90-99 pts.	1-0			
SU scored 80-89 pts.	3-0			
SU scored 70-79 pts.	4-1			
SU scored 60-69 pts.	1-4	0-1		
SU scored 50-59 pts.				
Opp scored 100-109 pts.				
Opp. scored 90-99 pts.	0-1			
Opp. scored 80-89 pts.	1-0			
Opp. scored 70-79 pts.	1-4			
Opp. scored 60-69 pts.	3-1	0-1		
Opp. scored 50-59 pts.	1-0			
Opp. scored 40-49 pts.	3-0			

By Uniform	Overall	ACC	ACCT	NCAA
White	9-2	0-1		
Orange	0-3			

Turnovers	Overall	ACC	ACCT	NCAA
SU 10-or-less turnovers	4-2			
SU 11-20 turnovers	5-3	0-1		
SU 21-or-more turnovers				
Opp. 10-or-less turnovers	0-2			
Opp. 11-20 turnovers	8-3	0-1		
Opp 21-or-more turnovers	1-0			

SU Players' Scoring	Overall	ACC	ACCT	NCAA
Six in double digits	0-1			
Five in double digits	4-1			
Four in double digits	3-0			
Three in double digits	2-1			
Two in double digits	1-1	0-1		
One in double digits				
None in double digits				
Two with 20-or-more points	1-0			
One with 20-or-more points	3-0			
One with 30-or-more points				

By Month	Overall	ACC	ACCT	NCAA
November	4-3			
December	5-2	0-1		
January				
February				
March				

By Day	Overall	ACC	ACCT	NCAA
Monday	2-1			
Tuesday	2-1			
Wednesday	1-2	0-1		
Thursday	1-0			
Friday				
Saturday	3-1			
Sunday				

By Live Television	Overall	ACC	ACCT	NCAA
ESPN				
ESPN2	1-1	0-1		
ACC Network	2-1			
ACC Network Extra	5-0			
CW				
Peacock	1-0			
TNT	0-3			

By Conference	Overall
America East (Binghamton)	1-0
ACC (Clemson)	0-1
Atlantic 10 (Saint Joseph's)	1-0
Big 12 (Houston, Kansas, Iowa State)	0-3
Coastal Athletic Conference (Drexel, Monmouth, Hofstra, Northeastern)	3-1
Middle Eastern Athletic Conference (Delaware State)	1-0
Northeast (Mercyhurst, Stonehill)	2-0
Southeastern Conference (Tennessee)	1-0

Games Decided By . . .	Overall	ACC	ACCT	NCAA
1-5 points	2-3	0-1		
6-10 points	2-0			
11-15 points	1-1			
16 or more points	4-1			

By Starting Lineup	Overall	ACC	ACCT	NCAA
George, Starling, Kyle III, Kingz, White Jr.	5-5	0-1		
George, Starling, Kyle III, Kingz, Freeman	2-0			
George, Anthony, Kyle III, Kingz, Freeman	2-0			

ORANGE STANDARD

25 SYRACUSE BASKETBALL 26

2003 NCAA CHAMPIONS • 6 FINAL FOURS • 41 NCAA TOURNAMENTS • 44 ALL-AMERICANS • 71 NBA DRAFT PICKS

TEAM HIGHS AND LOWS

Syracuse Highs

Points	91	Northeastern
Points – First Half	41	Northeastern
Points – Second Half	53	Binghamton
Points -- First Overtime	7	vs. Houston
Field Goals Made	35	Binghamton
Field Goal Attempts	66	Binghamton
Field Goal %	.582 (32-55)	Delaware State
3-Point FG Made	9	Stonehill
3-Point FG Attempts	30	vs. Kansas
3-Point FG Attempts -- Overtime	31	vs. Houston
3-Point FG %	.429 (9-of-21)	Stonehill
Free Throws Made	34	Northeastern
Free Throws Attempted	48	Northeastern
Free Throw %	.833 (20-24)	Clemson
Offensive Rebounds	18	Northeastern
Defensive Rebounds	34	Delaware State
Rebounds	42	Stonehill
Rebounds -- Overtime	43	vs. Houston
Assists	20	Binghamton
Steals	11	Binghamton
Blocked Shots	12	Delaware State
	12	Stonehill
Turnovers	19	Iowa State
Fouls	20	Monmouth
Fouls -- Overtime	21	vs. Houston

Opponent Highs

Points	95	vs. Iowa State
Points – First Half	37	vs. Houston
Points – Second Half	60	vs. Iowa State
Points -- First Overtime	11	vs. Houston
Field Goals Made	36	vs. Iowa State
Field Goal Attempts	65	Delaware St.
		Northeastern
Field Goal Attempts -- Overtime	66	vs. Houston
Field Goal %	.590 (36-of-61)	vs. Iowa State
3-Point FG Made	12	Hofstra
3-Point FG Attempts	25	Stonehill
3-point FG Attempts -- Overtime	27	vs. Houston
3-Point FG %	.667 (12-of-18)	Hofstra
Free Throws Made	20	Monmouth
Free Throws Attempted	25	Monmouth
Free Throw %	.900 (18-of-20)	vs. Kansas
Offensive Rebounds	18	at Drexel
Defensive Rebounds	36	vs. Kansas
Rebounds	49	vs. Kansas
Rebounds -- Overtime	49	vs. Houston
Assists	19	Northeastern
Steals	13	vs. Iowa State
Blocked Shots	5	Monmouth
	5	Hofstra
Blocked Shots -- Overtime	5	vs. Houston
Turnovers	22	Binghamton
Fouls	31	Northeastern

Syracuse Lows

Points	60	vs. Kansas
Points – First Half	25	vs. Kansas
Points – Second Half	30	vs. Iowa State
	30	Tennessee
Points -- First Overtime	7	vs. Houston
Field Goals Made	18	Clemson
Field Goal Attempts	45	Clemson
Field Goal %	.317 (20-63)	vs. Kansas
3-Point FG Made	3	Northeastern
3-Point FG Attempts	12	Northeastern
3-Point FG %	.190 (4-of-21)	Binghamton
Free Throws Made	11	Binghamton
	11	Delaware State
	11	at Drexel
Free Throws Attempted	15	at Drexel
Free Throw %	.524 (11-of-21)	Delaware State
Free Throw % -- Overtime	.414 (12-of-29)	vs. Houston
Offensive Rebounds	5	Clemson
Defensive Rebounds	18	vs. Kansas
Rebounds	29	vs. Kansas
Assists	7	Tennessee
Steals	3	Clemson
Blocked Shots	4	vs. Kansas
	4	vs. Iowa State
Blocked Shots -- Overtime	1	vs. Houston
Turnovers	2	vs. Kansas
Fouls	11	Hofstra

Opponent Lows

Points	43	Delaware State
Points -- Overtime	78	vs. Houston
Points – First Half	14	Binghamton
Points – Second Half	18	at Drexel
Points -- First Overtime	11	vs. Houston
Field Goals Made	14	Delaware State
	14	Stonehill
Field Goal Attempts	45	Binghamton
Field Goal %	.215 (14-of-65)	Delaware State
3-Point FG Made	1	Binghamton
3-Point FG Attempts	13	Binghamton
	13	Tennessee
3-Point FG %	.071 (1-of-14)	Delaware State
Free Throws Made	6	at Drexel
	6	Hofstra
	6	Clemson
Free Throws Attempted	6	Hofstra
Free Throw %	1.000 (6-of-6)	Hofstra
Offensive Rebounds	7	Binghamton
	7	Clemson
Defensive Rebounds	19	Hofstra
Rebounds	27	Hofstra
Assists	7	Binghamton
	7	Delaware State
Steals	0	Binghamton
Blocked Shots	0	Delaware State
Turnovers	9	Iowa State
Fouls	13	at Drexel

25 SYRACUSE BASKETBALL 26

2003 NCAA CHAMPIONS • 6 FINAL FOURS • 41 NCAA TOURNAMENTS • 44 ALL-AMERICANS • 71 NBA DRAFT PICKS

SYRACUSE INDIVIDUAL HIGHS

Games Played:

14 Anthony, George, Kingz, Kyle III, Souare, White Jr.

Games Started:

14 George, Kingz, Kyle III,

Points in a Half:

19 Kingz (1st), Tennessee

Game Points:

22 Naithan George (2), Northeastern, Stonehill

Minutes Played:

35 Kingz (3), Tennessee, Saint Joseph's, Northeastern

Minutes Played (overtime):

38 George, vs. Houston

Game FG Attempted:

17 Starling, Stonehill

Game FG Made:

8 Anthony, Delaware St.; Starling, Stonehill

Game FG Percentage (min. 6 made)

.889 (8-of-9) - Kyle III, Binghamton

Game FT Attempted:

14 Freeman, Monmouth; George, Northeastern

Game FT Made:

12 Freeman, Monmouth; George, Northeastern

Game FT Percentage (min. 6 made):

1.000 (6-of-6) - Freeman, Clemson

Game 3 pt. FG Attempted:

10 Betsey vs. Kansas

Game 3 pt. FG Made:

4 Betsey (2) vs. Kansas, vs. Iowa State; Kingz, Hofstra

Game 3 pt. FG Made (overtime):

4 Betsey, vs. Houston

Game 3 pt. FG Percentage (min. 2 made)

.667 (2-of-3) - George, Monmouth

Game Rebounds:

13 Kyle III, Delaware St.

Game Assists:

9 George, Monmouth

Game Steals:

5 George, Binghamton

Blocked Shots:

6 Kyle III (2), Delaware St., Tennessee

Turnovers:

7 George vs. Iowa State

Turnovers (overtime):

6 George vs. Houston

Game Fouls:

5 White Jr. (2), Monmouth, vs. Iowa State, Kingz, Saint Joseph's

Led SU in Scoring:

Freeman (4), Betsey (3), George (2), Starling (2¹ shared), Kyle III (1¹ shared), Anthony (1), Kingz (1), White Jr. (1)

Double-Figure Scoring Games:

George (9), Starling (9), Anthony (7), Kingz (7), Kyle III (7), Betsey (6), White Jr. (6), Freeman (5)

20-29-point Games:

Freeman (2), George (2), Starling (1)

30-39-point Games:

Scored First:

George (4), Starling (3), Freeman (2), Kingz (2), White Jr. (2), Anthony (1)

Led SU in Rebounding:

Kyle III (10¹ shared), Freeman (2¹ shared), White Jr. (2), Betsey (1)

Double-Figure Rebounding Games:

Kyle III (6)

Double-Doubles:

Kyle III (3)

Led SU in Assists:

George (11), Starling (2), Anthony (1¹ shared), Freeman (1¹ shared), Kyle III (1¹ shared)

Double-Figure Assist Games:

Largest Lead:

43, 82-39, Delaware St.

Largest Margin of Victory:

40, 83-43, Delaware St.

Largest Deficit:

35, 87-52, vs. Iowa State

Largest Margin of Defeat:

31, 95-64 vs. Iowa State

Deficit Overcome in a Win:

7, 14-7, Saint Joseph's

Largest Lead in a Loss:

9, 23-14 vs. Houston

Largest Halftime Lead:

23, 40-17, Delaware St.

Largest Halftime Deficit:

9, 34-25 vs. Kansas

25 SYRACUSE BASKETBALL 26

2003 NCAA CHAMPIONS • 6 FINAL FOURS • 41 NCAA TOURNAMENTS • 44 ALL-AMERICANS • 71 NBA DRAFT PICKS

GAME BY GAME STATISTICS

Opponent	Score	TOTAL		3-PTS		FT-FTA	Pct	REBOUNDS		PF	A	TO	Blk	Stl
		FG-FGA	Pct	3FG-FGA	Pct			Off-Def	Tot					
Syracuse	W, 85-47	35-66	.530	4-21	.190	11-16	.688	11-27	38	19	20	5	5	11
Binghamton		15-45	.333	1-13	.077	16-22	.727	7-22	29	16	7	22	3	0
Syracuse	W, 83-43	32-55	.582	8-21	.381	11-21	.524	7-34	41	15	19	10	12	10
Delaware State		14-65	.215	1-14	.071	14-17	.824	17-21	38	15	7	15	0	7
Syracuse	W, 80-50	31-63	.492	7-19	.368	11-15	.733	12-24	36	12	14	7	6	9
at Drexel		19-59	.322	6-23	.261	6-10	.600	18-21	39	13	10	18	2	3
Syracuse	W, 78-73	26-52	.500	7-17	.412	19-33	.576	9-27	36	20	17	12	8	4
Monmouth		22-57	.386	9-24	.375	20-25	.800	10-25	35	27	12	12	5	8
Syracuse	L, 74-78 OT	27-63	.429	8-31	.258	12-29	.414	14-29	43	21	12	13	1	6
vs. Houston		24-66	.364	11-27	.407	19-27	.704	17-32	49	23	13	13	5	9
Syracuse	L, 60-71	20-63	.317	7-30	.233	13-23	.565	11-18	29	16	10	2	4	7
vs. Kansas		24-54	.444	5-16	.313	18-20	.900	13-36	49	17	14	15	4	2
Syracuse	L, 64-95	22-56	.393	8-28	.286	12-19	.632	12-19	31	14	15	19	4	6
vs. Iowa State		36-61	.590	9-20	.450	14-21	.667	8-24	32	15	18	9	2	13
Syracuse	W, 62-60	22-51	.431	5-19	.263	13-22	.591	9-25	34	14	7	16	8	10
Tennessee		24-58	.414	4-13	.308	8-15	.533	13-25	38	20	15	17	2	9
Syracuse	W, 71-63	25-53	.472	6-14	.429	15-28	.536	6-28	34	17	9	10	7	7
Saint Joseph's		20-56	.357	5-26	.192	18-27	.667	14-30	44	22	10	14	4	7
Syracuse	L, 69-70	26-57	.456	8-23	.348	9-16	.563	15-19	34	11	15	9	5	9
Hofstra		26-53	.491	12-28	.667	6-6	1.000	8-19	27	15	13	10	5	6
Syracuse	W, 76-62	30-61	.492	4-17	.235	12-16	.667	13-26	39	13	12	16	8	6
Mercyhurst		25-62	.403	5-18	.278	7-10	.700	11-21	32	14	14	15	4	11
Syracuse	W, 91-83	27-53	.509	3-12	.333	34-48	.708	18-20	38	17	8	11	7	4
Northeastern		31-65	.477	8-23	.348	13-20	.650	17-16	33	31	19	13	4	6
Syracuse	W, 77-48	27-56	.482	9-21	.429	14-29	.483	13-29	42	15	11	5	12	6
Stonehill		14-53	.264	9-25	.360	11-17	.647	14-26	40	25	9	15	1	3
Syracuse	L, 61-64	18-45	.400	5-15	.333	20-24	.833	5-25	30	14	8	15	6	3
Clemson		27-56	.482	4-16	.250	6-12	.500	7-24	31	18	9	12	2	9
Syracuse	at Georgia Tech													
Syracuse	at Pittsburgh													
Syracuse	Florida State													
Syracuse	at Boston College													
Syracuse	Virginia Tech													
Syracuse	Miami													
Syracuse	at NC State													
Syracuse	Notre Dame													
Syracuse	at North Carolina													
Syracuse	at Virginia													
Syracuse	California													
Syracuse	SMU													
Syracuse	at Duke													
Syracuse	North Carolina													
Syracuse	at Wake Forest													
Syracuse	at Louisville													
Syracuse	Pittsburgh													
SYRACUSE TOTALS		368-794	.463	89-288	.309	206-339	.608	155-349	504	218-3	177	154	99	94
OPPONENT TOTALS		321-810	.396	89-276	.322	176-249	.707	174-342	516	271-8	171	200	43	94

25 SYRACUSE BASKETBALL 26

2003 NCAA CHAMPIONS • 6 FINAL FOURS • 41 NCAA TOURNAMENTS • 44 ALL-AMERICANS • 71 NBA DRAFT PICKS

THE LAST TIME THAT -- SU INDIVIDUAL

Scored 40 or more points:	Andrew White III, 40, Ga. Tech, 3/4/2017
Scored 40 or more points (OT):	John Gillon, 43, at NC State, 2/1/2017
Scored 30 or more points:	Chris Bell, 30, Louisville, 2/7/2024
Scored 30 or more points (OT):	Joseph Girard, 31, vs. Richmond, 11/21/2022
Scored 30 or more points (2OT):	J.J. Starling, 38, Youngstown, 11/16/2024
Led team in scoring as a reserve:	Chris Bell, 23 at Pittsburgh, 2/18/2025
Made 15 FGs:	Lawrence Moten, 15 at Villanova, 2/14/1995
Made 11 FGs:	J.J. Starling, 12, Florida State, 3/11/2025
Made 11 FGs (2OT)	J.J. Starling, 14, Youngstown, 11/16/2024
Made 10 FGs:	Donnie Freeman, UAlbany, 12/10/2024
Made 9 3PT FGs:	Trevor Cooney, 9, Notre Dame, 1/30/2012
Made 9 3PT FGs (OT):	John Gillon, 9, at NC State, 2/1/2017
Made 8 3PT FGs:	Chris Bell, 8 at NC State, 2/20/2024
Made 7 3PT FGs:	Chris Bell, 7 at Pittsburgh, 2/18/2025
Made 7 3PT FGs (OT):	Cole Swider, 7 at N. Carolina, 2/28/2022
7 players made a 3PT FG	at Pittsburgh, 1/16/2024: Chris Bell, Quadir Copeland, Kyle Cuffe, Judah Mintz, Justin Taylor, JJ Starling and Benny Williams
Made 17+ FTs:	Hakim Warrick, 18 vs. Rhode Island, 11/30/2003
Made 15+ FTs:	Oshae Brissett, 16, Buffalo, 12/19/2017
Made 15+ FTs (OT):	Jonny Flynn, 16 vs. Conn. (BET), 3/12/2009
Made 10+ FTs:	Naithan George, 12, Northeastern, 12/20/2025
Made 10+ FTs without a miss:	Kyle Cuffe, 10, Notre Dame, 1/18/2025
Made 10+ FTs (OT):	Tyus Battle, 10 at Florida State, 1/13/2018
Had 30+ rebounds:	Frank Reddout, 34 vs. Temple, 2/9/1952
Had 25+ rebounds:	Dave Bing, 25 vs Cornell, 2/8/1966
Had 20+ rebounds:	Eddie Lampkin, 23, Pittsburgh, 1/25/2025
Had 15+ rebounds:	Eddie Lampkin, 15, NC State, 2/26/2025
Had 15+ rebounds (OT)	Eddie Lampkin, 18, Boston College, 2/8/2025 (3OT)
Had 12+ offensive rebounds:	Tyler Roberson, at Duke, 1/18/2016
Had 10+ offensive rebounds:	Cole Swider, vs. Villanova, 12/7/2021
Had 15+ defensive rebounds:	Eddie Lampkin, 15, Pittsburgh, 1/25/2025
Had 10+ defensive rebounds:	Eddie Lampkin 13, NC State, 2/26/2025
Had 10+ defensive rebounds (OT):	Eddie Lampkin 12, Boston College, 2/8/2025 (3OT)
Had 15+ assists:	Michael Carter-Williams, 16, Monmouth, 12/8/2012
Had 10+ assists:	Jaquan Carlos, 10, UAlbany, 12/10/2024
Had 10+ assists (OT):	Kaleb Joseph, 12/20/2014 at Villanova
Had consecutive 10+ assist games:	John Gillon (11, Miami, 1/4/2017; 11, Pittsburgh, 1/7/2017)
Had 8+ blocks:	Paschal Chukwu, 8, Buffalo, 12/19/2017
Had 5+ blocks	William Kyle III, 5, Mercyhurst, 12/17/2025
Had 5+ blocks (OT):	Mounir Hima, 7, vs. St. John's, 11/22/2022
Had 10 steals:	Todd Burgan vs. Colgate, 12/30/1997
Had 8+ steals:	DeShaun Williams, 9 vs. B.C., 3/3/2002
Had 6+ steals:	Kadary Richmond, at Clemson, 2/6/2021
Had 5+ steals:	Naithan George, Binghamton, 11/3/2025
Had 5+ steals (OT):	Buddy Boeheim, Indiana 11/30/2021
Played 60+ minutes:	Jonny Flynn (67), Eric Devendorf (61) vs. Connecticut (BET), 3/12/2009
Played 50+ minutes:	Buddy Boeheim (50) vs. Indiana (2OT), 11/30/2021
Played 40+ minutes:	Jaquan Carlos (44) at Virginia Tech (OT), 3/1/2025
Played all 40 minutes in regulation:	Jaquan Carlos vs. Maryland, 12/21/2024
Three players had a double-double	Marek Dolezaj (20 pts.-10 assists), Alan Griffin (17 pts.-13 rebs.), Quincy Guerrier 15 pts.-13 rebs.), Bryant, 11/27/2020
Three players had a double-double (pts-rebs):	Donte Greene (19 pts.-13 rebs.), Arinze Onuaku (17 pts.-14 rebs.), Kristof Ongenaet (10 pts.-11 rebs. at Seton Hall, 3/5/2008

Two players had a double-double:	Donnie Freeman (15 pts.-11 rebs.) Eddie Lampkin (18 pts.-11 rebs.), Bucknell, 12/29/2024
Two players had a double-double (OT):	Jimmy Boeheim (20 pts.-10 rebs.), Cole Swider (28 pts.-12 rebs.), Georgia Tech, 2/21/2022
Two players had a double-double (2OT):	Eddie Lampkin (20 pts.-13 rebs.), Donnie Freeman (19 pts.-12 rebs.), 11/16/2024
Had a double-double (pts-rebs):	William Kyle III (15 pts.-10 rebs.), Mercyhurst, 12/17/2025
Had a double-double (OT)	Eddie Lampkin (16 pts.-12 rebs.) at Virginia Tech, 3/1/2025
Had a double-double (2OT) (pts-rebs):	Eddie Lampkin (20 pts. - 13 rebounds), Donnie Freeman (19 pts. - 12 rebounds), Youngstown, 11/16/2024
Had a double-double (3OT) (pts-rebs):	Eddie Lampkin (14 pts. - 18 rebounds), Boston College, 2/8/2025
Had a double-double (pts-assists):	Jaquan Carlos (12 pts.-12 assists), UAlbany, 12/10/2024
Had a double-double (OT pts-assists)	Kaleb Joseph (10-10) at Villanova, 12/20/2014
Had a double-double (pts-blocks):	Fab Melo, (12-10) vs. Seton Hall, 12/28/2011
Had a triple-double:	Allen Griffin, (14-11-10) vs. Pitt, 2/27/2001
Three players disqualified:	Wake Forest, 2/8/2020; Marek Dolezaj, Quincy Guerrier, Bourama Sidibe
Two players had 30 points:	at Pittsburgh, 2/11/1972; Greg Kohls (34), Mike Lee (32)
Four players had 20 points:	Massachusetts, 11/28/2007: Eric Devendorf (23), Jonny Flynn (20), Donte Greene (20), Arinze Onuaku (20)
Four players had 20 points (OT):	vs. Connecticut (BET), 3/12/2009: Jonny Flynn (34), Paul Harris (29), Eric Devendorf (22), Andy Rautins (20)
Three players had 20 points:	at Miami, 1/5/2022, Joe Girard III (26), Jesse Edwards (22), Cole Swider (20)
Three players had 20 points (OT):	Indiana, 11/30/2021: Buddy Boeheim (27), Jimmy Boeheim (26), Joe Girard III (22)
Two players had 20 points:	Stonehill, 12/22/2025: Naithan George (22); J.J. Starling (20)
Two players had 20 points (OT):	at Georgetown, 12/16/2017: Tyus Battle (29), Oshae Brissett (25)
Two players had 20 points (2OT):	at Notre Dame, 12/7/2024: J'yare Davis (20), Donnie Freeman (20)
Five players had 15 points:	at NC State, 2/2/2022: Jesse Edwards (19), Cole Swider (19), Joseph Girard III (18), Buddy Boeheim (17), Jimmy Boeheim (16)
Four players had 15 points:	Bryant, 11/27/2020: Buddy Boeheim (21), Marek Dolezaj (20), Alan Griffin (17), Quincy Guerrier (15)
Four players had 15 points (OT):	Indiana, 11/30/2021: Buddy Boeheim (27), Jimmy Boeheim (26), Joe Girard III (22) Jesse Edwards (17)
Eight players had 10+ points	E. Michigan, 12/19/1916; Tyus Battle (18), John Gillon (14), Andrew White (14), DaJuan Coleman (12), Tyler Lydon (12), Tyler Roberson (11), Frank Howard (10), Taurean Thompson (10)
Seven players had 10+ points	Monmouth, 12/8/2012: Brandon Triche (18), M. Carter-Williams (15), Trevor Cooney (15), C.J. Fair (14), James Southerland (14), Rakeem Christmas (11), DaJuan Coleman (11)

25 SYRACUSE BASKETBALL 26

2003 NCAA CHAMPIONS • 6 FINAL FOURS • 41 NCAA TOURNAMENTS • 44 ALL-AMERICANS • 71 NBA DRAFT PICKS

Six players had 10+ points:	S. Carolina State, 11/22/2016; Andrew White III (15), John Gillon (14), Tyler Lydon (14), Tyler Roberson (13), Taurean Thompson (12), Frank Howard (10).
Six players had 10+ points (OT):	vs. Houston, 11/25/2025; Tyler Betsey (16), William Kyle III (12), Naithan George (11), J.J. Starling (11), Kiyan Anthony (10), Nate Kingz (10)
Five players had 10+ points	Northeastern, 12/20/2025: Naithan George (22), Kiyan Anthony (18), Tyler Betsey (14), Nate Kingz (14), William Kyle III (14)
Five players had 10 points (OT):	at Virginia Tech, 3/1/2025: Jyare Davis (21), Eddie Lampkin (16), J.J. Starling (16), Kyle Cuffe (13), Chris Bell (11)
Five players had 10 points (3OT):	Boston College, 2/8/2025: J.J. Starling (28), Jyare Davis (16), Eddie Lampkin (14), Chris Bell (12), Elijah Moore (11)
Zero players had 10+ points:	at Illinois, 11/29/2022
Three players had 10+ rebounds:	Monmouth, 12/8/2012: DaJuan Coleman (14), C.J. Fair (10), Baye Moussa Keita (10)
Three players had 10+ rebounds (OT):	Georgia Tech (OT), 2/21/2022: Frank Anselm (10), Jimmy Boenheim (10), Cole Swider (12)
Two players had 10+ rebounds:	Bucknell, 12/28/2024; Donnie Freeman (11), Eddie Lampkin (11)
Two players had 10+ reb. (OT):	Buffalo, 12/19/2020; Quincy Guerrier (11), Marek Dolezaj (10)
Two players had 10+ reb. (2OT):	Youngstown, 11/16/2024; Eddie Lampkin (13), Donnie Freeman (12)
Led team in pts., rebs. and assists 5x5	Oshae Brissett at Clemson, 3/9/2019; (15, 7, 3) Maliq Brown, Louisville, 2/7/2024; (11 pts., 9 rebs., 5 assists, 6 blocks, 5 steals)

THE LAST TIME THAT -- SYRACUSE

Won in overtime:	74-71, vs. Richmond, 11/21/2022
Won in overtime at home:	74-73, Georgia Tech, 2/21/2022
Won in overtime on the road:	63-55, at Virginia, 1/11/2020
Lost in overtime:	74-78 vs. Houston, 11/24/2025
Lost in overtime at home:	57-60, St. Bonaventure, 12/22/2017
Lost in overtime on the road:	95-101 at Virginia Tech, 3/1/2025
Won in two overtimes:	104-95, Youngstown, 11/16/2024
Won in two overtimes at home:	104-95, Youngstown, 11/16/2024
Won in two overtimes on the road:	93-91, at St. John's, 3/4/2001
Lost in two overtimes:	90-101, at Florida State, 1/13/2018
Lost in two overtimes at home:	N/A
Lost in two overtimes on the road:	90-101, at Florida State, 1/13/2018
Won in three overtimes:	95-86, Boston College, 2/8/2025
Won in three overtimes at home:	95-86, Boston College, 2/8/2025
Won in three overtimes on the road:	93-90, at Colgate, 2/16/1965
Lost in three overtimes:	N/A
Played six overtimes:	127-117, vs. Connecticut (BET), 3/12/2009
Won by 30+ points	30, 80-50, at Drexel, 11/15/2025
Lost by 30+ points	31, 95-64 vs. Iowa State, 11/26/2025
Won by 40+ points	83-43, Delaware State, 11/8/2025
Lost by 40+ points	43, 122-59, vs. NYU, 12/15/1961
Won by 60+ points	60, 127-67, American, 12/2/1964
Scored 100 points:	102, UAlbany, 12/10/2024
Scored 100 points (overtime):	104, Youngstown, 11/16/2024, 2 OT
Scored 100 points in consec. games:	104, Lafayette, 12/13/1993; 108, MD-Eastern Shore, 12/18/1993
Scored 90 points	91, Northeastern, 12/20/2025
Scored 90 points (overtime):	95, at Duke OT, 1/14/2019
Scored 90 points in consec. games:	98, Albany, 11/15/11; 92, Colgate, 11/19/2011
Scored 50+ in the first half:	55 at NC State, 2/20/2024
Scored 50+ in the second half	50, Northeastern, 12/20/2025
Scored 60+ in the first half	60, Maine, 12/5/2009
Scored 60+ in the second half	63, Charlotte, 11/26/2003

Scored less than 40 points:	34, Virginia, 11/6/2019
Scored less than 20 in the first half:	17 vs. Maryland, 12/21/2024
Scored less than 20 in the second half:	19, at Virginia, 1/20/2020
Gave up 100 points:	103 at North Carolina, 1/13/2024
Gave up 100 points (overtime):	101 at Virginia Tech, 3/1/2025, OT
Gave up 100 points and won:	104, West Virginia, 2/11/1967
Gave up 100 points and won (OT):	117, Connecticut, 3/12/2009
Gave up 90 points:	95 vs. Iowa State, 11/26/2025
Gave up 90 points (OT):	96, Buffalo, 12/19/2020
Gave up 90 points and won:	92 Southern Illinois, 3/17/1995
Gave up 90 points and won (OT):	96, Buffalo, 12/19/2020
Gave up 90 points and won (2OT)	94, Youngstown, 11/16/2024
Came back from down 15+ to win	16, Buffalo (OT), 12/19/2020
Came back from down 20+ to win	24, Colgate, 11/14/2023
Led by 15+ and lost	16, at Pittsburgh, 2/18/2025
Gave up less than 50 points:	48, Stonehill, 12/22/2025
Gave up less than 40 points:	34, E. Washington, 11/6/2018
Gave up less than 20 in a half:	14, Binghamton, 11/3/2025, 1st
Gave up more than 52 in a half:	52, Northeastern, 12/20/2025, 2nd
Gave up more than 55 in a half	60, Iowa State, 11/26/2025, 2nd
Shot over 60% FG:	.635 (40-63), UAlbany, 12/10/2024
Shot under 32% FG:	.278(15-54) at Illinois, 11/29/2022
Held opponent under 30% FG:	.264 (14-53), Stonehill, 12/22/25
Held opponent under 25% FG:	.215 (14-65), Delaware State, 11/8/2025
Made 45+ FG:	47 vs. E. Tennessee State, 12/15/2007
Made 15+ 3PT:	17* at Miami, 1/5/2022
Made 15+ 3PT (overtime)	15 at NC State, 2/1/2017
Made 13+ 3PT:	14 at Pittsburgh, 2/18/2025
Made 13+ 3PT (overtime)	13, Indiana, 11/30/2021, 2 OT
Shot 60% 3PT (min. 10 makes)	.619 (13-21), Brown, 12/27/2021
Did not make a 3PT:	at Notre Dame, 12/7/2024
Did not allow a 3 PT:	vs. Boston College (BET), 3/11/2004
Attempted 50 FT:	51 vs. Connecticut (BET), 3/12/2009
Attempted 40 FT:	48, Northeastern, 12/20/2025
Attempted 40 FT (OT):	42, Buffalo, 12/19/2020
Attempted less than 5 FT	2 vs. Maryland, 12/21/2024
Made 40 FT:	40 vs. Connecticut (BET), 3/12/2009
Made 35 FT:	40 vs. Connecticut (BET), 3/12/2009
Made 10+ FT without a miss:	12-of-12, Virginia Tech, 2/27/2024
Made less than 5 FT:	2, Duke, 2/5/2025
Shot under 30% FT:	at St. John's, 1/21/2007
Had 60+ rebounds:	63, Monmouth, 12/8/2012
Had 50+ rebounds:	51, Niagara, 12/3/2020
Had 50+ rebounds (2 OT)	50, Youngstown, 11/16/2024
Had 50+ rebounds (3 OT)	50, Boston College, 2/8/2025
Had 20+ rebound margin	+22, South Carolina State, 11/22/2016
Had 30+ rebound margin	+30, Kennesaw State, 11/14/2014
Committed 25 fouls:	25, Duke, 2/1/2020
Had 30+ assists:	34, Eastern Michigan, 12/19/2016
Committed less than 5 turnovers:	5, Stonehill, 12/22/2025
Committed less than 10 turnovers:	9, Hofstra, 12/13/2025
Committed less than 10 turnovers in overtime:	6, vs. Richmond, 11/21/2022
Committed 25+ turnovers:	26 vs. E. Tennessee State, 12/15/2007
Forced 30-or-more turnovers:	32, Albany, 11/9/2009
Had 20+ steals:	21, Albany, 11/9/2009
Had 15+ steals:	17, Boston College, 1/10/2024
Had 15+ blocked shots:	15, Oakland, 11/20/2017
Won on last-second shot	Miami, 72-69, 1/20/2024 (Quadir Copeland 3-pt)
Lost on last-second shot	Bryant, 73-72, 11/26/2022 (Sherif Gross-Bullock, lane)

*Syracuse record



2025-26 Syracuse Men's Basketball Combined Team Statistics All games

Page 1/1
as of Jan 01, 2026

Game Records

Record	Overall	Home	Away	Neutral
ALL GAMES	9-5	8-2	0-0	1-3
CONFERENCE	0-1	0-1	0-0	0-0
NON-CONFERENCE	9-4	8-1	0-0	1-3

Score by Periods

Team	1st	2nd	OT	TOT
Syracuse	488	536	7	1031
Opponents	408	488	11	907

Team Box Score

No.	Player				Total		3-Point		F-Throw		Rebounds													
		GP-GS	MIN	AVG	FG-FGA	FG%	3FG-3FGA	3FG%	FT-FTA	FT%	OFF	DEF	TOT	AVG	PF	DQ	A	TO	BLK	STL	PTS	AVG		
1	FREEMAN, Donnie	5-4	136:33	27.3	25-51	.490	5-16	.313	34-42	.810	3	27	30	6.0	16	0	10	10	6	4	89	17.8		
2	STARLING, JJ	12-12	348:03	29.0	51-118	.432	13-39	.333	13-29	.448	3	30	33	2.8	21	0	29	18	5	9	128	10.7		
7	ANTHONY, Kiyon	14-2	301:53	21.6	52-116	.448	9-40	.225	36-61	.590	8	17	25	1.8	10	0	16	21	4	6	149	10.6		
11	GEORGE, Naithan	14-14	422:11	30.2	46-110	.418	14-44	.318	39-48	.813	10	35	45	3.2	22	0	70	38	4	22	145	10.4		
42	KYLE III, William	14-14	396:29	28.3	53-80	.663	0-0	.000	34-70	.486	43	69	112	8.0	29	0	12	17	45	15	140	10.0		
4	KINGZ, Nate	14-14	425:14	30.4	53-115	.461	22-68	.324	11-20	.550	11	50	61	4.4	21	1	14	9	8	13	139	9.9		
5	BETSEY, Tyler	13-0	245:29	18.9	34-90	.378	20-58	.345	17-27	.630	14	27	41	3.2	25	0	4	5	5	7	105	8.1		
0	WHITE JR., Sadiq	14-10	272:16	19.4	43-85	.506	3-10	.300	16-31	.516	21	39	60	4.3	35	2	9	19	10	10	105	7.5		
9	FENNELL, Luke	8-0	63:00	7.9	3-14	.214	2-8	.250	3-3	1.000	0	6	6	0.8	2	0	4	2	0	2	11	1.4		
55	ZEPHIR, Bryce	12-0	74:23	6.2	5-9	.556	1-2	.500	0-2	.000	1	5	6	0.5	10	0	5	3	0	3	11	0.9		
10	SQUARE, Ibrahim	14-0	126:31	9.0	2-3	.667	0-1	.000	3-6	.500	9	20	29	2.1	25	0	4	7	10	2	7	0.5		
12	DIAWARA, Tiefing	4-0	09:14	2.3	1-1	1.000	0-0	.000	0-0	.000	1	2	3	0.8	1	0	0	0	2	0	2	0.5		
24	LOBDELL, Noah	3-0	03:44	1.2	0-2	.000	0-2	.000	0-0	.000	0	0	0	0.0	1	0	0	0	0	1	0	0.0		
Team											31	22	53					5						
Total		14	2825		368-794	.463	89-288	.309	206-339	.608	155	349	504	36.0	218	3	177	154	99	94	1031	73.6		
Opponents		14	2825		321-810	.396	89-276	.322	176-249	.707	174	342	516	36.9	271	8	171	200	43	94	907	64.8		

Team Statistics

	SU	OPP
Scoring	1031	907
Points per game	73.6	64.8
Scoring margin	+8.9	-
Field goals-att	368-794	321-810
Field goal pct	.463	.396
3 point fg-att	89-288	89-276
3-point FG pct	.309	.322
3-pt FG made per game	6.4	6.4
Free throws-att	206-339	176-249
Free throw pct	.608	.707
F-Throws made per game	14.7	12.6
Rebounds	504	516
Rebounds per game	36.0	36.9
Rebounding margin	-0.9	-
Assists	177	171
Assists per game	12.6	12.2
Turnovers	154	200
Turnovers per game	11.0	14.3
Turnover margin	+3.3	-
Assist/turnover ratio	1.1	0.9
Steals	94	94
Steals per game	6.7	6.7
Blocks	99	43
Blocks per game	7.1	3.1
Winning streak	0	-
Home win streak	0	-
Attendance	156593	0
Home games-Avg/Game	10-15659	0-0
Neutral site-Avg/Game	-	4-4284

Team Results

Date	Opponent		Score	Att.
11/03/2025	Binghamton	W	85-47	18762
11/08/2025	Delaware St.	W	83-43	19275
11/15/2025	vs Drexel	W	80-50	5768
11/18/2025	Monmouth	W	78-73	18515
11/24/2025	vs Houston	Lot	74-78	4628
11/25/2025	vs Kansas	L	60-71	5110
11/26/2025	vs Iowa St.	L	64-95	1629
12/02/2025	Tennessee	W	62-60	19657
12/11/2025	Saint Joseph's	W	71-63	12584
12/13/2025	Hofstra	L	69-70	13282
12/17/2025	Mercyhurst	W	76-62	12258
12/20/2025	Northeastern	W	91-83	13273
12/22/2025	Stonehill	W	77-48	12742
12/31/2025	Clemson	L	61-64	16245