



# NC STATE BASKETBALL

2 NATIONAL CHAMPIONSHIPS

29 NCAA APPEARANCES

18 CONFERENCE CHAMPIONSHIPS

20 ALL AMERICANS

## GAME 18 - #RV/-- NC STATE WOLFPACK (12-5, 3-1) vs GEORGIA TECH YELLOW JACKETS (10-8, 1-4)

SATURDAY, JANUARY 17

12:00 PM ET

LENOVO CENTER

TV (THE CW): PLAY-BY-PLAY: TOM WERME ANALYST: SETH DAVIS

RADIO (WOLFPACK SPORTS NETWORK): PLAY-BY-PLAY: MATT CHAZANOW ANALYST: CHUCKY BROWN

### NC STATE WOLFPACK

**WILL WADE**  
HEAD COACH

**12-5**  
OVERALL

**3-1**  
ACC

**12-5**

RECORD AT NC STATE - 1ST SEASON

**258-110**

CAREER RECORD - 12TH SEASON



VS.



### GEORGIA TECH YELLOW JACKETS

**DAMON STODAMIRE**  
HEAD COACH

**10-8**  
OVERALL

**1-4**  
ACC

**41-43**

RECORD AT GT - 3RD SEASON

**112-120**

CAREER RECORD - 8TH SEASON

### PACK TRACKS

- » NC State set a program record for margin of victory in an ACC road game with a 113-69 win at Florida State last Saturday. The Pack jumped out to an 11-0 lead and never looked back. NC State led by 25 at halftime and after FSU scored opened the second half on a 10-2 run to cut the Pack's lead to 17. NC State responded with a 26-6 run to put the game out of reach.
- » The 44-point win broke NC State's previous record for victory margin in an ACC road game that had stood since Dec. 14, 1954 when NC State won at Clemson, 112-72.
- » NC State tied the program record with 19 made three-pointers in the win over the Seminoles. It also tied an ACC record for most three-pointers by a single team in an ACC game. Its the third time in program history that NC State has made 19 three-pointers in a game and the second time this season (NC State also hit 19 three-pointers in the season-opening win over NC Central.) The Pack started the game 1-for-9 from long range, but then made seven straight three-pointers as it made 18 of its final 26 three-point attempts in the win at FSU.
- » NC State has now had double-digit three-pointers in nine of 17 games this season. The Pack has had two games with 19 made three-pointers, a game with 17 made threes and another game with 16 made threes. The Pack currently ranks third in the ACC and 14th in the NCAA with an average of 11.1 three-pointers made per game.
- » Over the last two games, NC State has shot 56.1 percent (32-of-57) from three-point range. For the season, NC State leads the ACC and ranks seventh in the NCAA in three-point percentage, shooting 40.1% from long range.
- » Paul McNeil, Jr., led NC State with 21 points in the win over Florida State. McNeil, Jr., made 5-of-10 three-pointers in the win. The Rockingham, N.C., native has made 28 three-pointers in the last six games and is shooting 50% from long range in those contests.
- » Darrion Williams had a double-double in the win against FSU, posting 20 points and pulling down 10 rebounds. It's his third double-double of the season. Williams leads the Pack in at 14.6 points per game and has shooting splits of 45/42.5/76.9 while maintaining a 2.4 (53 assists/22 turnovers) assist-to-turnover ratio.

### PROJECTED NC STATE STARTERS

BASED ON LAST GAME

**1 DARRION WILLIAMS**  
6-6 - 225 - SR - SACRAMENTO, CA

PTS	REB	AST	MPG
14.6	5.6	3.3	29.0



**WILLIAMS:** Scored career-high 32 points in win over UNCG on 11/12 ... ACC Preseason Player of the Year & First-Team All-ACC pick ... The Athletic Preseason Second-Team All-American ... Joins Pack after spending last 2 seasons at Texas Tech ... Averaged 15.1 pts, 5.5 rebs, 3.6 ast & 1.3 stls per game ... Was All-Big 12 First Team selection ... All-Big 12 Third team selection in 23-24.

**2 PAUL MCNEIL, JR.**  
6-6 - 190 - SO - ROCKINGHAM

PTS	REB	3PT%	MPG
14.1	4.3	41.9	26.8



**MCNEIL, JR:** Scored career-high 47 points in win over Texas Southern on 12/17 ... Set school record & tied ACC record with 11 3s against TSU ... 1 of just 2 players to return from last year's team & only scholarship player back ... Appeared in 24 games, making three starts ... Averaged 4.2 pts per game ... Shot 35.6 percent (16-of-45) from three-point range.

**7 ALYN BREED**  
6-3 - 200 - R-SR - POWDER SPRINGS, GA

PTS	REB	AST	MPG
4.8	2.2	1.3	16.2



**BREED:** Has started last six games ... Averaging 7.3 pts/3.0 reb/1.3 ast/1.3 stl when starting ... Joins Pack after playing last two seasons at McNeese and spending three seasons at McNeese ... Scored 35 pts in first 2 games last season for McNeese before knee injury caused him to miss rest of season ... Started 30 games in 3 years at Providence from 2020-23

**11 QUADIR COPELAND**  
6-6 - 220 - SR - PHILADELPHIA, PA

PTS	AST	FG%	MPG
13.5	6.1	57.0	26.4



**COPELAND:** Joins Pack after playing last season at McNeese & previous 2 seasons at Syracuse ... Averaged 9.5 pts, 4.8 ast, 3.3 rebs & 1.4 stl per game ... Led team in assists & was 2nd in steals ... 2025 All-Southland Conference Second Team ... Ironically, career-best scoring game came when he played for Syracuse against NC State at Lenovo Center, scored 25 pts on 10-of-13 FGs on 2/20/24

**22 VEN-ALLEN LUBIN**  
6-9 - 250 - SR - ORLANDO, FL

PTS	REB	FG%	MPG
12.7	6.6	67.2	26.5



**LUBIN:** Joins Pack after playing at UNC last season ... Averaged 8.6 pts & team-best 5.6 rebs per game last season ... Also led team in offensive rebs (69) & blocks (33) ... In last 10 games of season averaged 13.6 pts & 7.7 rebs per game ... Scored in double figures in each of the last 10 games of the season & had double-doubles in four of the last six games.

### RECORD

12-5

ACC	3-1
Non-Conference	9-4
Home	8-2
Neutral	2-2
Road	2-1

### 2025-26 SCHEDULE

DATE	OPPONENT	TIME	TV	RESULT
NOVEMBER (5-2)				
3	NC Central	7 PM	ACCNX	W, 114-66
7	UAB	9 PM	ACCN	W, 94-70
12	UNCG	8 PM	ACCN	W, 110-64
17	VCU	7 PM	ACCN	W, 85-79
24	Seton Hall - 1	2:30 PM	ESPN2	L, 74-85
25	Boise State - 1	2:30 PM	ESPN2	W, 81-70
26	Texas - 1	9:30 PM	ESPN2	L, 97-102

DECEMBER (5-2)				
3	at #20/24 Auburn	9:15 PM	ESPN	L, 73-83
6	UNC Asheville	1 PM	THE CW	W, 75-63
10	Liberty	7 PM	ACCN	W, 85-45
13	#19/19 Kansas	5:30 PM	ESPN	L, 76-77 (ot)
17	Texas Southern - 2	7 PM	ACCNX	W, 108-72
21	Ole Miss - 3	1 PM	ESPN	W, 76-62
31	Wake Forest	12 PM	ESPN2	W, 70-57

JANUARY (2-1)				
3	#21/21 Virginia	11 AM	ESPN2	L, 61-76
6	at Boston College	9 PM	ACCN	W, 79-71
10	at Florida State	12 PM	ACCN	W, 113-69
17	Georgia Tech	12 PM	THE CW	
20	at Clemson	7 PM	ACCN	
24	at Pitt	12 PM	ESPN2	
27	Syracuse	7 PM	ESPN/2	
31	at Wake Forest	3:45 PM	THE CW	

FEBRUARY				
3	at SMU	9 PM	ESPN2	
7	Virginia Tech	1:30 PM	THE CW	
9	at Louisville	7 PM	ESPN	
14	Miami	4 PM	ESPN/2	
17	North Carolina	7 PM	ESPN/2	
24	at Virginia	7 PM	ACCN	
28	at Notre Dame	12 PM	THE CW	

MARCH				
2	Duke	7 PM	ESPN	
7	Stanford	2:45 PM	THE CW	

- 1 - Maui Invitational (Lahaina, Hawaii)
- 2 - Heritage Game (Played in Reynolds Coliseum)
- 3 - Game played in Greensboro (First Horizon Coliseum)

### NC STATE COMMUNICATIONS

CRAIG HAMMEL ASST AD/MBB CONTACT  
EMAIL: CWHAMME2@NCSTU.EDU CELL: 317-292-0858

## QUICK FACTS

Location ..... Raleigh, N.C.  
 Founded ..... March 7, 1887  
 Enrollment: ..... 36,304  
 Nickname: ..... Wolfpack  
 Mascot: ..... Mr. and Ms. WUF  
 School Colors: ..... Red (PMS 186) and White  
 Conference: ..... Atlantic Coast  
 Chancellor: ..... Kevin Howell  
 McMurray Family Dir. of Athletics: .....  
 ..... Boo Corrigan  
 Athletics Dept. Phone: ..... 919-515-2101  
 Basketball Office Phone: ..... 919-515-3134  
 Ticket Office Phone: ..... 919-865-1510

## LENOVO CENTER

Capacity: ..... 19,119  
 Record at Lenovo Center: ..... 301-129 (.700)

## MEDIA INFORMATION

Credentials are issued to working members of the media only. Requests should be made online via NC State's application link (<https://forms.gle/gAk3xNW-Bys3uRoj16>).

Any questions can be sent to Craig Hammel, Assistant Athletics Director of Athletics Communications.

Head coach Will Wade and select players will regularly conduct media availabilities throughout the season. Email Craig if you'd like to be added to the NC State men's basketball distribution list.

## ACC COACHES WEEKLY ZOOM

ACC head basketball coaches will be featured on Monday zooms during the 2025-26 season. The season's first teleconference will take place with all 18 coaches on Monday, January 5, 2026. Each coach will have 10 minutes to make an opening statement and answer questions. Email Andy Flederjohann ([afleder@theacc.org](mailto:afleder@theacc.org)) to receive the weekly zoom link.

Will Wade ACC Zoom Schedule

Monday, Jan. 5 - 11:10 a.m.  
 Monday, Jan. 12 - 11:10 a.m.  
 Monday, Jan. 19 - 11:10 a.m.  
 Monday, Jan. 26 - 10:50 a.m.  
 Monday, Feb. 2 - 11:00 a.m.  
 Monday, Feb. 16 - 11:00 a.m.  
 Monday, Feb. 23 - 10:50 a.m.

## ATHLETICS COMMUNICATION STAFF



**Craig Hammel (Primary)**  
 Email: [cwhamme2@ncsu.edu](mailto:cwhamme2@ncsu.edu)  
 Cell: 317-292-0858  
 Twitter: @Hammel\_Craig



**Anne Hirschfeld (Secondary)**  
 Email: [ahirsch2@ncsu.edu](mailto:ahirsch2@ncsu.edu)

## NC STATE NUMERICAL ROSTER

No.	Name	Pos.	Class	Ht.	Wt.	Hometown/High School (Previous College)
0	Jordan Snell	G	Sr.	6-3	195	Cary, N.C./Panther Creek
1	Darrion Williams	F	Sr.	6-6	225	Sacramento, Calif./Bishop Gorman (Texas Tech)
2	Paul McNeil, Jr.	G	So.	6-6	190	Rockingham, N.C./Richmond Senior
3	Matt Able	G	Fr.	6-6	205	Baltimore, Md./Sagamont Prep (Fla.)
5	Tre Holloman	G	Sr.	6-2	195	Minneapolis, Minn./Cretin-Derham (Michigan State)
7	Alyn Breed	G	R-Sr.	6-3	200	Powder Springs, Ga./McEachern (McNeese)
10	Jayme Kontuniemi	G	Fr.	6-4	215	Helsinki, Finland
11	Quadir Copeland	G	Sr.	6-6	220	Philadelphia, Pa./IMG Academy (McNeese)
12	Scottie Ebube	C	Sr.	6-10	280	Mundelein, Ill./Mundelein (Wyoming)
13	Musa Sagnia	F	Fr.	6-10	235	Fajara, The Gambia
15	Jerry Deng	F	Jr.	6-9	230	Rochester, N.Y./Norcross (Ga.) (Florida State)
21	Terrance Arceneaux	G	R-Jr.	6-6	205	Beaumont, Texas/Beaumont United (Houston)
22	Ven-Allen Lubin	F	Sr.	6-9	250	Orlando, Fla./Orlando Christian (North Carolina)
33	Zymicah Wilkins	F	Fr.	6-9	260	Rutherfordton, N.C./Christ School
45	Colt Langdon	F	R-Fr.	6-7	230	Raleigh, N.C./Millbrook (Butler)

## COACHING STAFF

**Head Coach:** Will Wade, 1st Season at NC State/12th overall as Head Coach (Clemson '05)

**Assistant Coach:** Brandon Chambers, 1st Season (VCU '11)

**Assistant Coach:** Vernon Hamilton, 1st Season (Clemson '07)

**Assistant Coach:** Adam Howard, 1st Season (Western Kentucky '08)

**General Manager/Chief Strategist:** Andrew Slater, 1st Season

**Director of Pack Performance:** Greg Goldin, 1st Season

**Strength and Conditioning Coach:** Steven Soltysiak, 1st Season

**Director of Operations:** Nick Flory, 1st Season

**Director of Player Development:** Joseph Anderson, 1st Season

**Assistant General Manager:** Patrick Stacy, 1st Season

**Video Coordinator:** Brady Jones, 1st Season

**Analytics Assistant:** Isaac Stansbury, 1st Season

## PRONUNCIATION GUIDE:

Terrance **Arceneaux** (ar-suh-no)

Quadir (kwa-deer) Copeland

Scottie **Ebube** (ee-B00-bay)

Jayme **Kontuniemi** (Kon-too-knee-emmy)

Ven-Allen **Lubin** (Lube-n)

Musa **Sagnia** (sahn-yay)

Darrion (Dare-ee-n) Williams

## ROSTER BREAKDOWN:

By Class:

**Senior (7):** Alyn Breed, Quadir Copeland, Scottie Ebube, Tre Holloman, Ven-Allen Lubin, Jordan Snell, Darrion Williams

**Junior (2):** Terrance Arceneaux, Jerry Deng

**Sophomore (1):** Paul McNeil, Jr.

**Freshmen (5):** Matt Able, Jayme Kontuniemi, Colt Langdon, Musa Sagnia, Zymicah Wilkins

By State:

**North Carolina (4):** Langdon, McNeil, Jr., Snell, Wilkins

**California (1):** Williams

**Florida (1):** Lubin

**Georgia (1):** Breed

**Illinois (1):** Ebube

**Maryland (1):** Able

**Minnesota (1):** Holloman

**New York (1):** Deng

**Pennsylvania (1):** Copeland

**Texas (1):** Arceneaux

**International (2):** Kontuniemi (Helsinki, Finland), Sagnia (Fajara, The Gambia)

## OUR BRAND

• We are the WOLFPACK. Wolfpack is SINGULAR  
*"The Wolfpack IS opening the season vs. NC Central."*

• NC State's colors are RED and WHITE

• Please refer to us as NC STATE  
 (not North Carolina State)



**ACC 2025-26 PRESEASON POLL**

School (First-place votes in parentheses)	Points
1. Duke (34)	866
2. Louisville (15)	842
3. North Carolina	741
<b>4. NC State</b>	<b>710</b>
5. Virginia	623
6. SMU	616
7. Clemson	510
8. Miami	500
9. Syracuse	489
10. Notre Dame	477
11. Wake Forest	412
12. Virginia Tech	355
13. Georgia Tech	315
14. Pitt	301
15. Florida State	221
16. California	156
17. Stanford	138
18. Boston College	107

**2025-26 PRESEASON ALL-ACC FIRST TEAM**

Name, School	Votes
Cameron Boozer, Duke	46
<b>Darrion Williams, NC State</b>	<b>45</b>
Markus Burton, Notre Dame	46
Mikel Brown Jr., Louisville	36
Ryan Conwell, Louisville	36

**2025-26 PRESEASON ALL-ACC SECOND TEAM**

Name, School	Votes
Boopie Miller, SMU	27
J.J. Starling, Syracuse	27
Isaiah Evans, Duke	24
Baye Ndongo, Georgia Tech	24
Caleb Wilson, North Carolina	24

**ACC PRESEASON PLAYER OF YEAR****Darrion Williams, NC State, 23 votes**

Cameron Boozer, Duke, 19  
 J.J. Starling, Syracuse, 2  
 Markus Burton, Notre Dame, 2  
 Donald Hand Jr., Boston College, 1  
 Baye Ndongo, Georgia Tech, 1  
 Caleb Wilson, North Carolina, 1

**ACC PRESEASON ROOKIE OF YEAR**

Cameron Boozer, Duke, 43 votes  
 Mikel Brown Jr., Louisville, 3  
 Caleb Wilson, North Carolina, 2  
 Neoklis Avdalas, Virginia Tech, 1

**SATURDAY STORYLINES**

- » NC State is off to a 3-1 start in ACC play, and a win Saturday would give the Pack its first 4-1 conference start since the 2023-24 season and just the second 4-1 ACC start in the past 13 seasons.
- » Darrion Williams and Georgia Tech's Lamar Washington were teammates at Texas Tech in the 2023-24 season. Ironically, their final game together at Texas Tech was March 21, 2024 when the sixth-seeded Red Raiders lost to 11th-seed NC State as the Pack continued its winning streak on the way to the Final Four. Williams had 10 points, seven rebounds and six assists for the Red Raiders in that game while Washington did not play.
- » Win the Boards, win the game? NC State outrebounded Florida State, 44-25 on Saturday. The Pack is 10-0 when it outrebounds its opponent and 2-5 when it is outrebounded this season.
- » Quadir Copeland continues to stuff the stat sheet. Copeland scored 10 points in the win over Florida State while also leading the team with six assists and three steals. Over the last 11 games, Copeland is averaging 14.8 points, 6.9 assists, and 1.9 steals per game while shooting 56.8 percent (58-of-102) from the field. The Philadelphia, Pa., has led the Pack in scoring in five of the last 11 games, in assists in 10 of the last 11 games and in steals in six of the last 11 games.
- » Last Saturday's win at FSU marked the fourth time this season NC State has gone over the century mark. It's the most 100 point games in a single season for NC State since the 1995-96 team had four. For the season, NC State averages 86.5 points per game which is fourth in the ACC and 31st in the NCAA. The Pack is currently on pace to average its most points since Fire & Ice (Chris Corchiani and Rodney Monroe) led the Pack to an average of 89.3 points per game in the 1990-91 season.
- » In the Pack's two road wins last week, NC State passed out 38 assists and had just 13 turnovers. It now leads the ACC and ranks 18th in the NCAA with a 1.69 assist-to-turnover ratio this season.
- » The Pack had a +16 turnover margin in its two wins last week and leads the ACC and ranks 16th in the NCAA with a +4.2 turnover margin. NC State has had fewer turnovers than its opponent in 14 of 17 games this season, its tied in turnovers once and twice (VCU and Ole Miss) it has had more turnovers than its opponent.
- » Terrance Arceneaux coming on. Over the first 15 games of the season, Arceneaux had only one double-digit performance and four games where he didn't even play, but last week Arceneaux had double figures in both games. At Boston College, he scored a then season-high 12 points on 4-of-6 shooting (3-of-3 from three-point range). On Saturday, he upped his season-high with 13 points on 5-of-7 shooting (2-of-4 from long range) and tied his career-high with four steals.
- » NC State ranks 29th in the most recent NET rankings through games of Jan. 14. NC State's average opponent NET rank though 17 games is 127 which ranks as the third-toughest of any ACC team and 27th toughest schedule in the NCAA. Seven of the Pack's 13 non-conference games this season are currently Q1 or Q2 games. The seven Q1/Q2 games are the most of any ACC team in non-con play and the Pack's four Q1 games are second only to Duke for the most of any ACC team in non-conference. As of the current NET rankings, NC State will have nine Q1 and three Q2 opportunities in ACC action.
- » Ven has been unstoppable in second half of games this season: A missed shot midway through the second half against Liberty on Dec. 10 snapped a streak of 24 consecutive made second half field goals for Ven-Allen Lubin. In 17 games this season, Lubin is shooting 78.6 percent (55-of-70) from the field in the second half.

**NC STATE SERIES WITH GEORGIA TECH**

- » Saturday will be the 106th all-time meeting between NC State and Georgia Tech.
- » The Pack leads the series, 61-44, and has a 33-14 record against the Yellow Jackets in games played in Raleigh, including a 13-6 mark against GT in the Lenovo Center.
- » **Last Meeting (March 1, 2025):** The Yellow Jackets beat NC State, 87-62, in McCamish Pavilion. Ben Middlebrooks and Dontrez Styles led the Pack with 13 points apiece. NC State led 23-21 with five minutes left in the first half, but GT made nine of its final 11 field goal attempts to close the half to open up an 11-point halftime lead. NC State trailed by 10, 65-55, with 8:15 to go, but the Yellow Jackets went on a 15-1 run to put the game away.

**MCNEIL, JR., SETS PROGRAM/TIES ACC RECORD FOR THREES IN A GAME**

- » Sophomore guard Paul McNeil, Jr., set a program record and tied the ACC record with 11 made three-pointers in the Pack's win over Texas Southern on Dec. 17.
- » He finished the game 11-of-17 from three, breaking the NC State record of nine that had stood since Dec. 21, 1989 when Rodney Monroe made nine threes in a win over UNC Asheville.
- » He now shares the ACC single game record for threes with Georgia Tech's Dennis Scott (12/28/88) and Wake Forest's Craig Dawson (2/13/02).
- » McNeil, Jr., scored a career-high 47 points against Texas Southern. His final stat line was 12-of-18 shooting, 11-of-17 from three and 12-of-17 from the foul line. He also added a career-high 10 rebounds as he posted his first career double-double. McNeil, Jr.'s 47 points are tied with Sammy Ranzino (Jan. 23, 1951 vs. Virginia Tech) for the fifth-most points in a single game in program history and are the most by an ACC player since Rodney Monroe - NC State's all-time leading scorer - had 48 against Georgia Tech on Jan. 13, 1991.

**PACK MAKES STATEMENT IN SEASON OPENER**

- » NC State opened the Will Wade era on Monday, Nov. 3 with a resounding 114-66 win over NC Central.
- » In the win, the Pack tied a school record with 19 made three-pointers, and scored the second-most points ever in the Lenovo Center with 114.
- » Seven players reached double figures for NC State, only the second time in the last 25 years that has happened and the first time since No. 10, 2017.

**PACK PICKED 4TH; WILLIAMS ACC POY IN PRESEASON VOTING**

- » Darrion Williams earned ACC Preseason Player of the Year recognition, while the Pack secured a fourth-place ranking in the media's preseason poll that was announced on October 14.
- » Williams is NC State's first ACC Preseason Player of the Year selection since C.J. Leslie prior to the 2012-13 season, while the Pack's preseason pick of fourth is the highest for the program since 2012-13 when NC State was the ACC favorite heading into the season.
- » Williams comes to the Pack after spending the last two seasons at Texas Tech. Last year with the Red Raiders, he averaged 15.1 points, 5.5 rebounds, 3.6 assists and 1.3 steals per game and was named to the All-Big 12 First Team. He upped his scoring to 21 points per game in Texas Tech's four NCAA Tournament games, scoring 23 points in the Elite Eight against eventual National Champion Florida and a season-high 28 points in the win over Drake in the second round.



**NC STATE PLAYER CAREER STATS***(Stats from all stops in DI collegiate career)*

Scoring	Games	Points
Darrion Williams	116	1374
Ven-Allen Lubin	108	1032
Quadir Copeland	104	900
Tre Holloman	121	733
Jerry Deng	72	599
Terrance Arceneaux	98	500
Alyn Breed	106	485
Scottie Ebube	76	355
Paul McNeil, Jr.	41	340
Matt Able	17	147
Musa Sagnia	17	47
Jordan Snell	26	12
Colt Langdon	6	2

Rebounds	Games	Rebounds
Darrion Williams	116	764
Ven-Allen Lubin	108	604
Quadir Copeland	104	349
Terrance Arceneaux	98	273
Jerry Deng	72	214
Scottie Ebube	76	209
Alyn Breed	106	207
Tre Holloman	121	178
Paul McNeil, Jr.	41	105
Musa Sagnia	17	62
Matt Able	17	55
Jordan Snell	26	5
Colt Langdon	66	1

Assists	Games	Assists
Quadir Copeland	104	358
Darrion Williams	116	348
Tre Holloman	121	286
Alyn Breed	106	120
Terrance Arceneaux	98	63
Ven-Allen Lubin	108	50
Paul McNeil, Jr.	41	37
Jerry Deng	72	34
Matt Able	17	19
Scottie Ebube	76	17
Musa Sagnia	17	8
Jordan Snell	26	2
Colt Langdon	6	0

Steals	Games	Steals
Darrion Williams	116	142
Quadir Copeland	104	131
Terrance Arceneaux	98	82
Alyn Breed	106	67
Tre Holloman	121	66
Ven-Allen Lubin	108	49
Jerry Deng	72	31
Scottie Ebube	76	24
Matt Able	17	23
Paul McNeil, Jr.	41	21
Musa Sagnia	17	13
Colt Langdon	6	0
Jordan Snell	26	0

Blocks	Games	Blocks
Ven-Allen Lubin	108	94
Darrion Williams	116	39
Scottie Ebube	76	36
Terrance Arceneaux	98	30
Jerry Deng	72	24
Tre Holloman	121	24
Quadir Copeland	104	18
Musa Sagnia	17	10
Paul McNeil, Jr.	41	7
Matt Able	17	5
Alyn Breed	106	4
Jordan Snell	26	1
Colt Langdon	6	0

**WILL LIKES WINNERS**

- » The Pack added nine transfers to this season's roster that played at the DI level last season. Of those nine players, six played on teams that played in the NCAA Tournament last season.
- » All six of those players (Houston's Terrance Arceneaux, McNeese's Alyn Breed and Quadir Copeland, Michigan State's Tre Holloman, UNC's Ven-Allen Lubin and Texas Tech's Darrion Williams) were on team's that won at least one game in the NCAA Tournament last season.
- » Arceneaux's Houston team was National Runner-Up while Williams (Texas Tech) and Holloman (Michigan State) were both on teams that advanced to the Elite 8.
- » Overall, NC State's 2025-26 roster has combined to play 549 minutes in NCAA Tournament games in their career. That amount is the most of any ACC team and more than 200 minutes more than second.

**WILL LIKES WINNERS, PART 2**

- » This year's NC State squad has three of the winningest fourth-year players in college basketball. Terrance Arceneaux has spent the last three seasons on a Houston team that has gone a combined 100-14 in that span (33.3 wins per year). Arceneaux was limited to just 11 games in the 2023-24 season because of an injury in December that caused him to miss the rest of the season, but still played in 85 career games in his three years with the Cougars.
- » Darrion Williams and Tre Holloman join him as two of the winningest fourth-year players in college basketball this season. Williams has won 73 games (24.3 per season) in his previous three seasons of college basketball (two at Texas Tech and freshman season at Nevada) while Holloman was on Michigan State teams that won 71 games (23.7 per season) the last three years.

**RED RECKONING ENERGIZES FAN BASE**

- » No stranger to being one of the fiercest places to play in college basketball (NC State has consistently ranked in the top-25 year after year in college basketball average attendance), the hiring of Will Wade has energized the NC State fanbase to an even higher level.
- » The program has sold 10,302 season tickets which are the most since the 2016-17 season (11,033 that year).
- » The 10,302 season tickets mark a 14% increase in season tickets over last year (about 1,250 more)
- » There are 783 new season ticket accounts and 2,243 new season tickets sold for this season.
- » Season tickets are sold out on the lower level and the club level is nearly sold out, as well.
- » Mini-plan ticket sales are already 32% higher this year than the final total last season.
- » The Pack's season-opener against NC Central is sold out and it marks the first time since the arena opened in 1999 that the season-opening game is sold out.
- » The sell out against NC Central is the first time NC State has sold out a game against a team that isn't UNC or Duke since Feb. 25, 2023 when the Lenovo Center was sold out for a game against Clemson.

**MCNEIL, JR., MAKING MOST OF INCREASED OPPORTUNITY**

- » Paul McNeil Jr. entered college last season as one of the most highly regarded prospects in the ACC, but his freshman campaign got off to a slow start. After NC State's 23rd game of the season – Feb. 8 at Stanford – McNeil had not appeared in seven games and had logged three minutes or fewer in nine others. At that point, he was averaging just 1.8 points per game and shooting 27.8 percent (5-of-18) from three-point range.
- » Everything began to change with the Feb. 12 matchup against Louisville. Since then, McNeil has capitalized on his expanded role, showing the promise that made him such a sought-after recruit. Over the final eight games of the 2024-25 season and the first 16 of this year, he's averaged 12 points per game while connecting on 41.1 percent (58-of-141) of his three-point attempts.
- » Through 16 games this season, McNeil, Jr., is third on the Pack in scoring at 13.6 points per game and his average of 2.9 three-pointers made per game is third in the ACC.

**NO STRANGER TO THE ACC OR THE LENOVO CENTER**

- » NC State brought in three transfers – Ven-Allen Lubin (North Carolina and Notre Dame), Jerry Deng (Florida State) and Quadir Copeland (Syracuse) – who have played in the ACC previously.
- » Lubin has actually played against NC State every year of his college career prior to playing for the Pack this season. As a freshman at Notre Dame, he had 10 points and five rebounds in an NC State win in Raleigh. As a sophomore at Vanderbilt, he had 16 points and eight rebounds in a Pack win over the Commodores in Las Vegas. Last season at UNC, Lubin had a combined 17 points and 14 rebounds in two victories over the Pack. Overall in his career against NC State, Lubin has averaged 11.8 points and 6.8 rebounds per game while shooting 58.6 percent (17-of-29) from the field.
- » Last season as a sophomore at Florida State, Jerry Deng played 13 minutes and scored four points in the Pack's overtime win over the Seminoles.
- » Quadir Copeland played against the Pack three times as a sophomore at Syracuse in the 2023-24 season. Copeland enjoyed the best scoring game of his collegiate career inside the Lenovo Center on Feb. 20, 2024. That night, he scored a career-high 25 points on 10-of-13 shooting to lead Syracuse to a win in Raleigh.

**FRESHMAN MAKING AN IMPRESSION**

- » Who was the first player to commit to Will Wade at NC State? The answer to that trivia question will always be Matt Able who made a verbal commitment to join the Pack on April 5, 13 days after Wade was announced as head coach of the NC State program.
- » In addition to always having the label as Wade's first NC State recruit, Able also is noteworthy as he is the highest ranked freshman recruit to sign with NC State since Dennis Smith, Jr., signed with the Pack in the fall of 2015. A consensus top-30 recruit in the Class of 2025, Able averaged 20.4 points, 5.9 rebounds, 3.7 steals and 2.9 assists per game last season as a senior at Sagemont Prep in Florida and led the Lions to the Florida High School Athletic Association 1A state championship.
- » This summer, Able has been a standout player on the camp circuit, playing at many NBA players prospect camps. He starred at the Donovan Mitchell, CP3 (Chris Paul) and Jayson Tatum Camps and was named MVP at the Formula Zero Camp hosted by Damian Lillard.

## NC STATE IN ACC RANKINGS (Through Jan. 13 Games)

### Individual

#### Scoring

17. Darrion Williams 14.6

#### Rebounding

17. Ven-Allen Lubin 6.7

#### Offensive Rebounding

13. Ven-Allen Lubin 2.7

#### Assists

5. Quadir Copeland 6.1

#### Assist-Turnover Ratio

8. Darrion Williams 2.4

12. Quadir Copeland 2.2

#### Field Goal Percentage

1. Ven-Allen Lubin 67.2

#### Free Throw Percentage

14. Paul McNeil, Jr. 81.0

#### Three-Point FG Percentage

3. Paul McNeil, Jr. 41.9

#### Three-Point FG Made

2. Paul McNeil, Jr. 3.1

14. Darrion Williams 2.1

#### Steals

11. Quadir Copeland 1.6

### Team

Category	Rank	Stat
Scoring Offense	5th	86.5
Scoring Defense	13th	71.2
Scoring Margin	5th	+15.3
Free Throw %	4th	75.8
Field Goal %	4th	48.5
Field Goal % Defense	12th	42.4
3-Point FG Made/Game	3rd	11.1
3-Point FG %	1st	40.1
3-Point FG % Defense	14th	32.8
Offensive Rebounds/Game	17th	10.2
Rebounding Margin	10th	+3.4
Defensive Rebound %	3rd	74.0
Offensive Rebound %	16th	29.8
Blocked Shots	16th	3.2
Assists	8th	16.9
Steals	4th	8.6
Turnovers	3rd	10.0
Forcing Turnovers	4th	14.2
Turnover Margin	1st	+4.2
Assist/Turnover Ratio	2nd	1.69

## PACK'S PORTAL CLASS RANKED AS ONE OF BEST

- » NC State's nine-man transfer portal class is ranked as one of the best in college basketball.
- » The Pack's class is ranked as the second best portal class in the ACC and 14th best in college basketball by 247Sports. 247Sports ranks Darrion Williams as the best portal pickup by an ACC team and the fifth-best overall transfer in the sport.
- » On3 sports also ranks Williams as the best portal pickup by an ACC team and the sixth-best overall transfer in CBB. On3 also ranks Ven-Allen Lubin (42nd), Tre Holloman (68th) and Terrance Arceneaux (80th) in the top-100 of college basketball transfer portal players ahead of the 2025-26 season.
- » NC State's four players ranked in the top-100 of the On3 transfer portal rankings are the most of any ACC team. Louisville is next with three players while no other ACC team had more than one transfer ranked in the top-100

## DARRION WILLIAMS STARTING STREAK AT 109 GAMES

- » Darrion Williams enters the 2025-26 season having started his last 97 games. He did not start the first three games of his collegiate career as a freshman at Nevada, but moved into the starting lineup for his fourth game and he's started every game since.
- » Williams' 109 game start streak is far and away the most of any of his teammates on this year's team. Quadir Copeland who started the last nine games of McNeese's season last year has the second-longest streak currently at 15. Ven-Allen Lubin started 16 of UNC's last 17 games last season, but did not start UNC's senior night game against Duke so his starting streak is just 13 games currently.
- » While NC State has plenty of game experience on its roster (733 combined DI games played entering the 2025-26 season), the Pack lacks a ton of starting experience. Williams accounts for almost 40% of the team's total career starts (97 of 249) on the roster. Ven-Allen Lubin (53 starts in 91 career games) is the only other player on the Pack's roster to start over half of their collegiate games.

## LET Q BE Q

- » Let's get this out of the way first - Quadir Copeland is loud ... very loud. Head Coach Will Wade was answering a question in a summer press conference about Quadir and what he brings to the team and in the middle of his answer he stopped and sort of tilted his head and said with a smile, "Q is talking ... a lot" But that is also a good thing, Wade and his staff want Copeland - who is one of just two players on the roster that has played for Wade before - to be a leader on this year's team.
- » Copeland averaged 9.2 points, 3.3 rebounds and 4.5 assists in 21.9 minutes a game for McNeese last season. He only started one of the first 11 games of the season, but then started all but one game the rest of the season on his way to Second-Team All-Southland Conference honors. A stat-sheet stuffer, Copeland had 16 points, 7 rebounds and five assists in the Cowboys first round win over Clemson in the NCAA Tournament.
- » Copeland on himself - "Yeah, I'm definitely a yapper, I definitely talk, I definitely chat, but it allows me to be me. It allows me to be Q. I feel like I wouldn't be that leader if I didn't talk. I've got to be able to talk. I've got to be talking all the time. I've got to be building confidence in players. I've got to be checking to make sure everybody's good. I do it with the coaches too. I make sure they're good because at the end of the day, they've got to come in here and coach us. Everybody can have a bad day. We're all human. I just make sure I try to be the light in the room every day."
- » Copeland on his relationship with Wade - "He never judges me. I'm loud as hell sometimes. He never says nothing, never judges me. He might give me a shut up here and there, but it's really rare. He lets me be Q and that's the best part of everything. I'm comfortable here. I think my whole team is comfortable and everybody lets me be myself. I can smile, I can be the loudest, goofy all the time. But they know when I say it, flip that switch."

## WADE: "THIS IS NOT A REBUILD"

- » With NC State returning just 4.7% of its scoring, 3.3% of its rebounding and 4.8% of its assists from last season, it would be easy to classify this season as a rebuild, but that's not how Will Wade sees it. Below is a quote from his introductory press conference on March 25, 2025.
- » "I want to be very clear. This is not a rebuild. We're going to be in the top part of the ACC next year and we're going to the NCAA Tournament. This is not something that is going to take a whole lot of time."

## WADE'S STAFF HAS CLOSE TIES TO HIM

- » If you talk to Will Wade's staff one word you'll hear come up with all of them when describing the head coach of the Pack's program is "loyalty" He's loyal to them and they are loyal to him. If you look closely at his staff, you'll see a lot of them have gotten their start in college basketball or been with him from the beginning.
- » Assistant Coach Vernon Hamilton was on the Clemson basketball team while Wade was a student manager and graduate assistant. Hamilton was later on Wade's staffs at LSU and McNeese.
- » Fellow assistant coach Brandon Chambers was a student manager with the VCU while Wade was an assistant coach there and then joined Wade's staffs at McNeese and LSU.
- » On the Pack's support staff, Director of Operations Nick Flory and Video Coordinator Brady Jones were both student managers for Wade at LSU and then worked on his staff at McNeese. Special Assistant to the Head Coach Reed Vial was a walk-on basketball player at LSU for Wade and then worked with Wade at McNeese. Director of Pack Performance Greg Goldin was a strength & conditioning grad assistant at VCU in 2012-13 with Wade and then was on his staffs at Chattanooga, VCU and LSU.

## PACK BONDED WITH US NAVY SEAL TRAINING IN SEPTEMBER

- » With the first official practice of the season looming on Monday, Sept. 22, Will Wade and his staff took the program's 15 players to Camp Oak Hill, located an hour north of Raleigh near Oxford, N.C. for a weekend retreat that included many different US Navy Seal training sessions.
- » The two night event started with the team discussing its goals and identity for the coming season and included having speakers coming into speak with the team. The team also participated in US Navy Seal training, including a 'hostage' activity that forced different groups to work together to free the hostage.
- » Coach Wade believes in "leading from the front" and he and his staff joined the players in many of the US Navy Seal drills.

### MOST BENCH POINTS UNDER WILL WADE

Game	Points
1. North Carolina Central (11/3/25)	39
2. Texas Southern (12/17/25)	36
3. Florida State (1/10/26)	35
Liberty (12/10/25)	35
4. UNCG (11/12/25)	32

### MOST FAST BREAK POINTS UNDER WILL WADE

Game	Points
1. North Carolina Central (11/3/25)	27
2. Texas Southern (12/17/25)	24
UNCG (11/12/25)	24
4. VCU (11/17/25)	22
5. Boise State (11/25/25)	20

### MOST POINTS OFF TURNOVERS UNDER WILL WADE

Game	Points
1. North Carolina Central (11/3/25)	26
2. Boise State (11/25/25)	24
3. Florida State (1/10/26)	23
4. Auburn (12/3/25)	22
UNCG (11/12/25)	22

### SHARING IS CARING

- » There are only 11 players in the 18-team ACC that entered the 2025-26 season with over 250 career assists and the Pack had three of them on their roster. NC State was the only team in the ACC that had three different players enter the season with over 200 career assists.
- » Darrion Williams entered this season with 295 career assists, the eighth most amongst ACC players, while Quadir Copeland had 255 assists (10th most) and Tre Holloman had 250 career assists (11th most).

### NEW TO THE PACK BUT NOT TO COLLEGE BASKETBALL

- » With 13 new faces for the Pack, you could come to the conclusion that NC State would have an inexperienced ball club this season, but you would be wrong. Of NC State's 15 players on the roster, seven will be playing their final season of eligibility this season.
- » Overall, NC State added nine players through the transfer portal this offseason. Those nine players combine to have played 733 college basketball games entering this season with a combined 249 starts between them.

### PACK TESTING ITSELF IN NON-CONFERENCE

- » NC State will face one of its toughest non-conference schedules in recent history in the 2025-26 season.
- » The Pack is guaranteed to play at least five games in the non-conference against teams that made the NCAA Tournament last season, including two (Auburn and Ole Miss) that advanced to the Sweet 16.
- » Overall, everybody on the Pack's non-conference slate is preseason picked to finish in the top half of their conference.
- » Liberty (Conference USA) and VCU (Atlantic 10) will both visit Raleigh this season and both are the preseason favorite to win their conference. UNC Asheville will also come to the Lenovo Center this season and they were selected second in the preseason Big South poll.
- » NC State will play two teams (Kansas - 19th and Auburn - 20th) that are in the preseason Associated Press top-25.

### CHUCKY BROWN JOINS PACK RADIO AS ANALYST

- » Former Pack great Chucky Brown will serve as color analyst for all men's basketball games on the Wolfpack Sports Network.
- » Brown was a four-year letterman at NC State who played in 128 career games from 1985-89. In his four years with the Wolfpack, NC State went to the NCAA Tournament all four seasons and won the 1987 ACC Tournament Championship as well as finishing first in the 1989 ACC regular season. Brown scored 1,357 career points, a total that still ranks 25th in school history, and shot 55.7 percent from the field in his NC State career, a mark that is fourth all-time in the program record book.

### REPLACE THE LEADING SCORER? NOTHING NEW FOR THE PACK

- » NC State lost its leading scorer from the previous season as Marcus Hill and his team-high 11.5 points per game transferred to Texas & M. The loss of the previous season's leading scorer is nothing new for NC State though. As a program, NC State has not had a player repeat as scoring leader since C.J. Leslie led the team in scoring in the 2011-12 and 2012-13 seasons.

Associated Press Top-25				USA Today Coaches Poll Top-25				NC State in the Polls		
RK	Team	Record	Pts.	RK	Team	Record	Pts.	AP	USA	Today
1.	Arizona (60)	16-0	1524	1.	Arizona (29)	16-0	773	Preseason	RV	RV
2.	Iowa State (1)	16-0	1448	2.	Iowa State (1)	16-0	729	Week 2 (11/10)	RV	RV
3.	UConn	16-1	1358	3.	Michigan (1)	14-1	671	Week 3 (11/17)	25	RV
4.	Michigan	14-1	1300	4.	UConn	16-1	666	Week 4 (11/24)	23	22
5.	Purdue	15-1	1253	5.	Purdue	15-1	634	Week 5 (12/1)	RV	RV
6.	Duke	15-1	1237	6.	Duke	15-1	606	Week 6 (12/8)	-	-
7.	Houston	15-1	1130	7.	Houston	15-1	579	Week 7 (12/15)	-	RV
8.	Nebraska	16-0	1056	8.	Vanderbilt	16-0	557	Week 8 (12/22)	RV	-
9.	Gonzaga	17-1	1050	9.	Gonzaga	17-1	547	Week 9 (12/29)	RV	-
10.	Vanderbilt	16-0	1035	10.	Nebraska	16-0	534	Week 10 (1/5)	-	-
11.	BYU	15-1	1013	11.	BYU	15-1	510	Week 11 (1/12)	RV	-
12.	Michigan State	14-2	865	12.	Michigan State	14-2	433			
13.	Illinois	13-3	778	13.	Illinois	13-3	378			
14.	North Carolina	14-2	659	14.	Texas Tech	12-4	336			
15.	Texas Tech	12-4	609	15.	North Carolina	14-2	322			
16.	Virginia	14-2	515	16.	Virginia	14-2	272			
17.	Arkansas	12-4	492	17.	Arkansas	12-4	237			
18.	Alabama	11-5	470	18.	Alabama	11-5	230			
19.	Florida	11-5	349	19.	Louisville	12-4	198			
20.	Louisville	12-4	336	20.	Florida	11-5	146			
21.	Georgia	14-2	227	21.	Clemson	14-3	122			
22.	Clemson	14-3	218	22.	Georgia	14-2	105			
23.	Utah State	14-1	161	23.	Iowa	12-4	88			
24.	Tennessee	11-5	140	24.	Utah State	14-1	78			
25.	Seton Hall	14-2	136	25.	Kansas	11-5	57			

**NC State's Record When...**

At Home .....	8-2
On the Road .....	2-1
Neutral .....	2-2
OT Game .....	
Day Game.....	5-4
Night Game (after 6 p.m.) .....	7-1

Lead at Halftime .....	12-0
Trail at Halftime .....	0-4
Tied at Halftime .....	0-1

Scores 100+ Points .....	4-0
Scores 90+ Points.....	5-1
Scores 80+ Points.....	8-1
Scores 70+ Points.....	12-4
Scores 60+ Points .....	12-5
Scores less than 60 Points .....	

Opponent scores 100+ Points .....	0-1
Opponent scores 90+ Points.....	0-1
Opponent scores 80+ Points.....	0-3
Opponent scores 70+ Points.....	5-5
Opponent scores 60+ Points.....	10-5
Opponent scores less than 60 Points .....	2-0

Games decided by 1 point .....	0-1
Games decided by 5 points or less .....	0-2
Games decided by 6-9 points .....	2-0
Games decided by 10-19 points .....	4-3
Games decided by more than 20 points.....	6-0

Leads with 5 minutes to play .....	12-0
Trails with 5 minutes to play .....	0-5
Tied with 5 minutes to play .....	

Shoots 50% or better .....	8-1
Shoots between 40-49% .....	4-2
Shoots under 40% .....	0-2
Opponent shoots 50% or better .....	1-4
Opponent shoots between 40-49% .....	4-1
Opponent shoots under 40% .....	7-0

Shoots 30% or better from 3-point.....	10-4
Shoots under 30% from 3-point .....	2-1
Opponent shoots 30% or better from 3-point.....	5-5
Opponent shoots under 30% from 3-point .....	7-0

Shoots 70%+ from the FT line .....	9-5
Shoots between 60-69% from the FT line .....	1-0
Shoots under 60% from the FT line.....	2-0
Opponent shoots 70%+ from the FT line .....	3-4
Opponent shoots between 60-69% from the FT line.....	7-1
Opponent shoots under 60% from the FT line.....	2-0

Commits 15 or more turnovers .....	3-0
Commits fewer than 15 turnovers.....	9-5
Forces 15+ turnovers .....	7-2
Forces fewer than 15 turnovers.....	5-3
Has fewer or same number of turnovers.....	10-5

Outrebounds opponent .....	10-0
Outrebounded by opponent .....	2-5
Ties opponents in rebounding .....	

November .....	5-2
December .....	5-2
January .....	2-1
February .....	
March .....	

Monday .....	2-1
Tuesday .....	2-0
Wednesday .....	4-2
Thursday .....	
Friday.....	1-0
Saturday .....	2-2
Sunday.....	1-0

Opponent	Starting Lineups						Result
<b>NC Central</b>	Holloman	McNeil, Jr.	Copeland	Williams	Lubin		W, 114-66
<b>UAB</b>	Holloman	McNeil, Jr.	Copeland	Williams	Lubin		W, 94-70
<b>UNCG</b>	Holloman	McNeil, Jr.	Copeland	Williams	Lubin		W, 110-64
<b>VCU</b>	Holloman	McNeil, Jr.	Copeland	Williams	Lubin		W, 85-79
<b>vs. Seton Hall</b>	Holloman	McNeil, Jr.	Copeland	Williams	Lubin		L, 74-85
<b>vs. Boise State</b>	Holloman	McNeil, Jr.	Copeland	Williams	Lubin		W, 81-70
<b>vs. Texas</b>	Holloman	McNeil, Jr.	Copeland	Williams	Lubin		L, 97-102
<b>at Auburn</b>	Holloman	McNeil, Jr.	Copeland	Williams	Lubin		L, 73-83
<b>UNC Asheville</b>	Holloman	Ebube	Copeland	Williams	Lubin		W, 75-63
<b>Liberty</b>	Holloman	McNeil, Jr.	Copeland	Williams	Lubin		W, 85-45
<b>Kansas</b>	Holloman	McNeil, Jr.	Copeland	Williams	Lubin		L, 76-77 (ot)
<b>Texas Southern</b>	Breed	McNeil, Jr.	Copeland	Sagnia	Lubin		W, 108-72
<b>vs. Ole Miss</b>	Breed	McNeil, Jr.	Copeland	Williams	Lubin		W, 76-62
<b>Wake Forest</b>	Breed	McNeil, Jr.	Copeland	Williams	Lubin		W, 70-57
<b>Virginia</b>	Breed	McNeil, Jr.	Copeland	Williams	Lubin		L, 62-76
<b>at Boston College</b>	Breed	McNeil, Jr.	Copeland	Williams	Lubin		W, 79-71
<b>at Florida State</b>	Breed	McNeil, Jr.	Copeland	Williams	Lubin		W, 113-69

**Starting Lineups****W-L**

6-4	Copeland, Holloman, Lubin, McNeil, Jr., Williams
4-1	Breed, Copeland, Lubin, McNeil, Jr., Williams
1-0	Breed, Copeland, Lubin, McNeil, Jr., Sagnia
1-0	Copeland, Ebube, Holloman, Lubin, Williams

**Margin of Victory/Defeat**

	1	2	3	4	5	6	7	8	9	10	11-15	16-19	20-24	25+
Wins	-	-	-	-	-	1	-	1	-	-	4	-	1	5
Losses	1	-	-	-	1	-	-	-	-	1	2	-	-	-

**Most First Half Points**

NC State	56	at Florida State (1/10/26)
Opponents	47	Texas (11/26/25)

**Fewest First Half Points**

NC State	20	vs. Virginia (1/3/26)
Opponents	19	Liberty (12/10/25)

**Largest Halftime Lead**

NC State	28	vs. NC Central (11/3/25)
Opponents	20	Virginia (1/3/26)

**How Scored First Points**

Three-Pointer	6
Jump Shot	4
Lay-up	3
Dunk	2
Free Throw	2

**Most Second Half Points**

NC State	63	vs. UNCG (11/12/25)
Opponents	55	Texas (11/26/25)

**Fewest Second Half Points**

NC State	31	vs. Ole Miss (12/21/25)
Opponents	25	Wake Forest (12/31/25)

**Largest Margin of Victory**

NC State	48	vs. NC Central (11/3/25)
Opponents	15	Virginia (1/3/26)

**Scored First Point**

Darrion Williams	5
Quadir Copeland	4
Ven-Allen Lubin	4
Paul McNeil, Jr.	3
Alyn Breed	1



	Matt	Terrance	Alyn	Quadir	Jerry	Scottie	Tre	Jayme	Colt	Ven-Allen	Paul	Musa	Jordan	Zymicah	Darrion
	Able	Arceneaux	Breed	Copeland	Deng	Ebube	Holloman	Kontunieni	Langdon	Lubin	McNeil, Jr.	Sagnia	Snell	Wilkins	Williams
NC Central	14-7-4	0-2-2	2-0-2	15-2-3	12-5-2	4-4-0	15-1-2	DNP	0-1-0	10-5-1	16-4-0	4-4-3	3-0-0	DNP	19-4-8
UAB	7-6-2	3-2-0	DNP	18-1-5	6-2-0	0-1-0	14-2-5	DNP	2-0-0	8-3-0	18-4-3	4-10-0	0-0-0	DNP	14-4-4
UNCG	10-2-1	DNP	4-4-4	13-3-6	9-4-0	3-0-0	0-0-0	DNP	0-0-0	6-5-2	27-5-2	6-7-0	0-0-0	DNP	32-10-2
VCU	12-3-1	DNP	0-0-0	7-5-4	0-0-0	DNP	25-4-1	DNP	DNP	11-9-0	0-9-3	2-6-0	DNP	DNP	28-7-2
vs. Seton Hall	15-2-1	0-0-0	0-1-0	6-1-6	3-0-0	DNP	11-1-2	DNP	DNP	16-9-1	9-3-1	2-3-1	DNP	DNP	12-6-2
vs. Boise State	9-3-2	11-4-2	5-2-2	8-3-3	DNP	DNP	8-4-4	DNP	DNP	11-12-0	10-2-0	3-0-1	DNP	DNP	16-3-1
vs. Texas	0-2-0	4-1-0	7-1-0	28-4-6	DNP	DNP	5-1-2	DNP	DNP	23-9-3	20-3-0	0-0-0	DNP	DNP	10-4-3
at Auburn	5-3-1	0-3-1	0-0-0	22-1-3	DNP	0-0-0	16-3-4	DNP	DNP	12-2-0	7-4-2	0-1-0	DNP	DNP	11-2-3
UNC Asheville	13-4-1	1-1-0	2-3-2	13-1-8	2-1-0	0-2-0	8-1-3	DNP	DNP	23-1-1	3-5-0	2-2-0	DNP	DNP	8-3-6
Liberty	13-4-1	8-3-0	6-2-3	11-7-7	3-2-1	0-2-0	11-0-2	DNP	0-0-0	13-6-0	6-2-0	2-2-0	3-1-0	DNP	9-8-3
Kansas	3-2-0	0-1-0	6-4-0	19-8-6	DNP	DNP	11-2-4	DNP	DNP	16-11-2	4-2-0	0-0-0	DNP	DNP	17-10-4
Texas Southern	6-3-1	2-4-0	9-6-4	6-4-9	14-3-0	5-3-0	9-4-3	DNP	0-0-0	7-4-3	47-10-0	2-4-0	0-0-1	DNP	DNP
vs. Ole Miss	0-0-0	DNP	6-6-3	16-7-9	DNP	0-0-0	16-0-1	DNP	DNP	15-2-1	19-6-2	3-7-1	DNP	DNP	1-4-3
Wake Forest	9-2-0	DNP	4-4-0	14-2-8	DNP	0-0-0	4-1-2	DNP	DNP	12-11-2	13-2-0	6-8-0	DNP	DNP	8-6-4
Virginia	5-1-0	2-2-0	12-0-0	15-2-4	DNP	DNP	0-0-1	DNP	DNP	7-5-0	13-4-1	0-1-0	DNP	DNP	7-5-1
at Boston College	11-6-2	12-2-0	5-1-0	8-3-10	DNP	4-0-0	DNP	DNP	DNP	7-3-1	6-2-3	4-4-0	DNP	DNP	22-4-2
at Florida State	15-5-2	13-5-2	8-1-1	10-1-6	DNP	DNP	DNP	DNP	0-0-0	19-5-0	21-6-1	7-3-2	0-0-1	DNP	20-10-0

<b>Points Leader*</b>	<b>Season</b>	<b>Career</b>	<b>10+ Points</b>	<b>Season</b>	<b>Career</b>	<b>Free Throws in Final 4 Minutes of 2nd Half (&amp; OT)</b>		
Quadir Copeland	6	6	Darrion Williams	11	68	Alyn Breed	5-5	1.000
Paul McNeil, Jr.	4	5	Ven-Allen Lubin	12	54	Colt Langdon	2-2	1.000
Darrion Williams	5	5	Quadir Copeland	12	46	Musa Sagnia	2-2	1.000
Ven-Allen Lubin	3	3	Tre Holloman	8	30	Paul McNeil, Jr.	12-13	.923
Matt Able	1	1	Jerry Deng	2	28	Tre Holloman	7-8	.875
			Terrence Arceneaux	3	20	Quadir Copeland	11-16	.688
<b>Rebounds Leader*</b>	<b>Season</b>	<b>Career</b>	Paul McNeil, Jr.	10	14	Matt Able	2-3	.667
Ven-Allen Lubin	8	8	Alyn Breed	1	12	Ven-Allen Lubin	2-3	.667
Darrion Williams	4	4	Scottie Ebube	0	10	Scottie Ebube	1-5	.200
Paul McNeil, Jr.	3	3	Matt Able	8	8	Darrion Williams	0-1	.000
Matt Able	2	2						
Musa Sagnia	2	2						
Quadir Copeland	1	1						
			<b>20+ Points</b>	<b>Season</b>	<b>Career</b>			
<b>Assists Leader*</b>	<b>Season</b>	<b>Career</b>	Darrion Williams	4	14			
Quadir Copeland	14	14	Quadir Copeland	2	6			
Tre Holloman	3	3	Ven-Allen Lubin	2	6			
Paul McNeil, Jr.		2	Paul McNeil, Jr.	4	5			
Darrion Williams	1	1	Jerry Deng	0	2			
			Tre Holloman	1	2			
<b>Steals Leader*</b>	<b>Season</b>	<b>Career</b>	Scottie Ebube	0	1			
Quadir Copeland	7	7						
Matt Able	4	4	<b>30+ Points</b>	<b>Season</b>	<b>Career</b>			
Paul McNeil, Jr.	2	4	Darrion Williams	1	2			
Ven-Allen Lubin	3	3	Jerry Deng	0	1			
Darrion Williams	3	3	Paul McNeil, Jr.	1	1			
Terrence Arceneaux	2	2						
Musa Sagnia	2	2						
Alyn Breed	1	1	<b>10+ Rebounds</b>	<b>Season</b>	<b>Career</b>			
Jerry Deng	1	1	Darrion Williams	3	24			
			Ven-Allen Lubin	4	14			
<b>Blocks Leader*</b>	<b>Season</b>	<b>Career</b>	Terrence Arceneaux	0	1			
Musa Sagnia	6	6	Alyn Breed	0	1			
Matt Able	4	4	Quadir Copeland	0	1			
Terrence Arceneaux	4	4	Jerry Deng	0	1			
Ven-Allen Lubin	4	4	Paul McNeil, Jr.	1	1			
Scottie Ebube	3	3	Musa Sagnia	1	1			
Paul McNeil, Jr.	3	3						
Darrion Williams	3	3						
Tre Holloman	2	2	<b>20+ Rebounds</b>	<b>Season</b>	<b>Career</b>			
Alyn Breed	1	1						
			<b>10+ Assists</b>	<b>Season</b>	<b>Career</b>			
<i>-includes ties/NC State only</i>			Quadir Copeland	1	3			
			Tre Holloman	0	1			
			Darrion Williams	0				
			<b>Double-Doubles</b>	<b>Season</b>	<b>Career</b>			
			Ven-Allen Lubin	4	14			
			Darrion Williams	3	14			
			Quadir Copeland	0	4			
			Alyn Breed	0	1			
			Paul McNeil, Jr.	1	1			
			<b>Triple-Doubles</b>	<b>Season</b>	<b>Career</b>			



## NC STATE GAME-BY-GAME LEADERS

OPPONENT	RESULT	POINTS	REBOUNDS	ASSISTS	STEALS	BLOCKS
NC Central	W, 114-66	Darrion Williams - 19	Matt Able - 7	Darrion Williams - 8	Musa Sagnia - 4	Scottie Ebube - 1
UAB	W, 94-70	Quadir Copeland - 18 Paul McNeil, Jr. - 18	Musa Sagnia - 10	Quadir Copeland - 5 Tre Holloman - 5	Terrance Arceneaux - 1 Quadir Copeland - 1 Jerry Deng - 1 Ven-Allen Lubin - 1 Paul McNeil, Jr. - 1 Musa Sagnia - 1 Darrion Williams - 1	Matt Able - 1 Terrance Arceneaux - 1 Musa Sagnia - 1
UNCG	W, 110-64	Darrion Williams - 32	Darrion Williams - 10	Quadir Copeland - 6	Darrion Williams - 4	Scottie Ebube - 2
VCU	W, 85-79	Darrion Williams - 28	Ven-Allen Lubin - 9 Paul McNeil, Jr. - 9	Quadir Copeland - 4	Quadir Copeland - 2	Ven-Allen Lubin - 1 Paul McNeil, Jr. - 1 Musa Sagnia - 1
vs. Seton Hall	L, 74-85	Ven-Allen Lubin - 16	Ven-Allen Lubin - 9	Quadir Copeland - 6	Matt Able - 2	Matt Able - 1 Tre Holloman - 1
vs. Boise State	W, 81-70	Darrion Williams - 16	Ven-Allen Lubin - 12	Tre Holloman - 4	Matt Able - 5	Terrance Arceneaux - 2 Musa Sagnia - 2
vs. Texas	L, 97-102	Quadir Copeland - 28	Ven-Allen Lubin - 9	Quadir Copeland - 6	Paul McNeil, Jr. - 2	Matt Able - 1
at Auburn	L, 73-83	Quadir Copeland - 22	Paul McNeil, Jr. - 4	Tre Holloman - 4	Matt Able - 3 Quadir Copeland - 3	Terrance Arceneaux - 1 Musa Sagnia - 1
UNC Asheville	W, 75-63	Ven-Allen Lubin - 23	Ven-Allen Lubin - 12	Quadir Copeland - 8	Quadir Copeland - 3	Matt Able - 2
Liberty	W, 85-45	Matt Able - 13 Ven-Allen Lubin - 13	Darrion Williams - 8	Quadir Copeland - 7	Ven-Allen Lubin - 2	Alyn Breed - 1 Musa Sagnia - 1 Darrion Williams - 1
Kansas	L, 76-77 (ot)	Quadir Copeland - 19	Ven-Allen Lubin - 11	Quadir Copeland - 6	Quadir Copeland - 2	Ven-Allen Lubin - 2
Texas Southern	W, 108-72	Paul McNeil, Jr. - 47	Paul McNeil, Jr. - 10	Quadir Copeland - 9	Matt Able - 3	Scottie Ebube - 3
vs. Ole Miss	W, 76-62	Paul McNeil, Jr. - 19	Quadir Copeland - 7 Musa Sagnia - 7	Quadir Copeland - 9	Alyn Breed - 2 Ven-Allen Lubin - 2	Musa Sagnia - 1
Wake Forest	W, 70-57	Quadir Copeland - 14	Ven-Allen Lubin - 11	Quadir Copeland - 8	Quadir Copeland - 3	Tre Holloman - 1 Paul McNeil, Jr. - 1 Darrion Williams - 1
Virginia	L, 61-76	Quadir Copeland - 15	Ven-Allen Lubin - 5 Darrion Williams - 5	Quadir Copeland - 4	Darrion Williams - 4	Paul McNeil, Jr. - 1
at Boston College	W, 79-71	Darrion Williams - 22	Matt Able - 6	Quadir Copeland - 10	Quadir Copeland - 3	Terrance Arceneaux - 1 Ven-Allen Lubin - 1 Darrion Williams - 1
at Florida State	W, 113-69	Paul McNeil, Jr. - 21	Darrion Williams - 10	Quadir Copeland - 6	Terrance Arceneaux - 4	Ven-Allen Lubin - 4

## TEAM GAME-BY-GAME STATS

	DATE	RESULT	FG-A	PCT.	3FG-A	PCT.	FT-A	PCT.	REBOUNDS O-D-TOTAL	PF	PTS.	A	TO	BLK	ST	MIN.	PTS. AT HALF
NC Central			21-48	.438	5-18	.278	18-28	.643	7-17-24	19	65	9	18	2	8	200	26
at NC State	Nov. 3	W, 114-66	37-64	.578	19-40	.475	21-30	.700	14-26-40	22	114	27	9	1	13	200	54
UAB			29-71	.408	4-25	.160	8-14	.571	17-18-35	17	70	14	14	2	11	200	33
at NC State	Nov. 7	W, 94-70	33-61	.541	10-30	.333	18-22	.818	11-27-38	14	94	19	14	3	7	200	41
UNCG			15-47	.319	8-26	.308	26-41	.634	8-25-33	19	64	7	16	1	1	200	37
at NC State	Nov. 12	W, 110-64	38-68	.559	16-32	.500	18-23	.783	9-34-43	25	110	17	4	4	9	200	47
VCU			27-66	.409	13-42	.310	12-18	.667	12-19-31	21	79	17	12	3	11	200	35
at NC State	Nov. 17	W, 85-79	25-54	.463	8-21	.381	27-33	.818	14-31-45	13	85	11	17	3	5	200	39
Seton Hall			29-56	.518	7-22	.318	20-24	.833	7-30-37	19	85	13	14	9	11	200	35
vs. NC State	Nov. 24	L, 74-85	25-59	.424	8-24	.333	16-22	.727	9-21-30	20	74	14	13	2	5	200	33
Boise State			19-56	.339	11-33	.333	21-32	.656	14-24-38	18	70	11	15	2	2	200	28
vs. NC State	Nov. 25	W, 81-70	27-54	.500	9-21	.429	18-23	.783	7-29-36	26	81	15	10	7	13	200	34
Texas			29-52	.558	16-32	.500	28-33	.848	6-25-31	21	102	18	7	2	4	200	47
vs. NC State	Nov. 26	L, 97-102	34-64	.531	9-19	.474	20-28	.714	8-20-28	27	97	14	6	1	3	200	37
at Auburn			26-44	.591	12-22	.545	19-22	.864	5-30-35	10	83	10	20	9	3	200	41
NC State	Dec. 3	L, 73-83	26-64	.406	10-30	.333	11-13	.846	8-14-22	19	73	14	9	2	14	200	35
UNC Asheville			20-54	.370	10-24	.417	13-17	.765	9-23-32	16	63	13	14	1	8	200	33
at NC State	Dec. 6	W, 75-63	28-58	.483	7-24	.292	12-15	.800	9-29-38	17	75	21	12	4	5	200	35
Liberty			18-51	.353	6-28	.214	3-10	.300	6-25-31	17	45	14	17	3	3	200	19
at NC State	Dec. 10	W, 85-45	31-60	.517	10-24	.417	13-19	.684	9-33-42	18	85	17	8	3	9	200	45
Kansas			30-70	.429	11-30	.367	6-10	.600	10-36-46	12	77	17	8	3	4	225	30
at NC State	Dec. 13	L, 76-77*	28-74	.378	9-34	.265	11-15	.733	11-33-44	14	76	16	7	2	7	225	30
Texas Southern			26-65	.400	5-24	.208	15-20	.750	15-18-33	19	72	14	13	3	4	200	28
at NC State	Dec. 17	W, 108-72	34-67	.507	17-40	.425	23-27	.852	17-28-45	20	108	21	7	7	8	200	51
Ole Miss			21-53	.396	8-30	.267	12-18	.667	7-23-30	19	62	9	15	0	8	200	26
vs. NC State	Dec. 21	W, 76-62	28-55	.509	13-32	.406	7-13	.538	7-29-36	21	76	20	16	1	7	200	45
Wake Forest			20-59	.339	8-31	.258	9-13	.692	10-25-35	19	57	13	16	4	9	200	32
at NC State	Dec. 31	W, 70-57	25-59	.424	6-21	.286	14-17	.824	10-30-40	17	70	16	15	3	10	200	36
Virginia			26-52	.500	13-33	.394	11-15	.733	9-27-36	19	76	14	14	3	3	200	40
at NC State	Jan. 3	L, 61-76	18-50	.360	5-20	.250	20-25	.800	7-17-24	15	61	7	10	1	9	200	20
at Boston College			23-45	.511	9-18	.500	16-22	.727	10-23-33	12	71	11	16	3	2	200	32
NC State	Jan. 6	W, 79-71	30-62	.484	13-22	.591	6-12	.500	12-15-27	16	79	18	4	3	11	200	40
at Florida State			22-56	.393	5-23	.217	20-29	.690	6-19-25	22	69	7	13	2	5	200	31
NC State	Jan. 10	W, 113-69	38-69	.561	19-35	.543	18-23	.783	11-33-44	23	113	20	9	7	11	200	56

\* - Overtime

## SPECIALTY SCORING STATS

	POINTS IN THE PAINT			POINTS OFF TOS			2ND CHANCE POINTS			FAST BREAK POINTS			BENCH POINTS		
	ST	OPP	MARGIN	ST	OPP	MARGIN	ST	OPP	MARGIN	ST	OPP	MARGIN	ST	OPP	MARGIN
NC Central	30	26	+4	26	11	+15	20	8	+12	27	11	+16	39	14	+25
UAB	44	44	-	21	14	+7	15	14	+1	13	14	(-1)	22	13	+9
UNCG	42	8	+34	22	3	+19	18	9	+9	24	12	+12	32	18	+14
VCU	32	28	+4	11	13	(-2)	15	14	+1	22	14	+8	14	18	(-4)
vs. Seton Hall	26	40	(-14)	14	19	(-5)	8	13	(-5)	7	22	(-15)	20	21	(-1)
vs. Boise State	26	14	+12	24	14	+12	4	7	(-3)	20	8	+12	28	15	+13
vs. Texas	46	20	+26	5	10	(-5)	14	12	+2	7	24	(-17)	11	31	(-20)
at Auburn	28	26	+2	22	11	+11	5	5	-	12	11	+1	5	11	(-6)
UNC Asheville	40	14	+26	18	7	+11	15	10	+5	10	1	+9	23	0	+23
Liberty	42	24	+18	21	7	+14	8	2	+6	8	8	-	35	13	+22
Kansas	38	32	+6	7	6	+1	9	8	+1	7	11	(-4)	9	2	+7
Texas Southern	32	38	(-6)	21	8	+13	21	18	+3	24	12	+12	36	28	+8
vs. Ole Miss	28	22	+6	17	25	(-8)	12	4	+8	5	12	(-7)	19	22	(-3)
Wake Forest	38	24	+14	19	10	+9	7	4	+3	9	10	(-1)	19	5	+14
Virginia	24	22	+2	17	9	+8	8	13	(-5)	13	6	+7	7	19	(-12)
at Boston College	24	26	(-2)	16	2	+14	18	9	+9	3	6	(-3)	31	12	+19
at Florida State	30	30	-	23	7	+16	20	15	+5	13	10	+3	35	38	(-3)

## LEAD/DEFICIT BREAKDOWN GAME-BY-GAME

	FIRST HALF SCORE			SECOND HALF SCORE			FINAL SCORE			LARGEST		TIMES TIED	LEAD CHANGES	TIME LED MIN.
	ST	OPP	MARGIN	ST	OPP	MARGIN	ST	OPP	MARGIN	LEAD	DEFICIT			
NC Central	54	26	+28	60	40	+20	114	66	+48	59	-	0	0	39:45
UAB	41	33	+8	53	37	+16	94	70	+24	31	3	4	4	34:07
UNCG	47	37	+10	63	27	+36	110	64	+46	48	3	5	9	36:07
VCU	39	35	+4	46	44	+2	85	79	+6	9	1	4	1	37:17
vs. Seton Hall	33	35	(-2)	41	50	(-9)	74	85	(-11)	2	18	2	3	1:13
vs. Boise State	34	28	+6	47	42	+5	81	70	+11	13	4	3	4	32:57
vs. Texas	37	47	(-10)	60	55	+5	97	102	(-5)	6	15	4	7	5:37
at Auburn	35	41	(-6)	38	42	(-4)	73	83	(-10)	6	12	2	4	5:35
UNC Asheville	35	33	+2	40	30	+10	75	63	+12	13	9	2	5	26:14
Liberty	45	19	+26	40	26	+14	85	45	+40	42	-	1	0	38:42
Kansas	30	30	-	36	36	-	76	77	(-1)	4	7	13	15	15:39
Texas Southern	51	28	+23	57	44	+13	108	72	+36	43	-	0	0	39:21
vs. Ole Miss	45	26	+19	31	36	(-5)	76	62	+14	28	3	2	1	37:07
Wake Forest	36	32	+4	34	25	+9	70	57	+13	19	5	5	5	29:12
Virginia	20	40	(-20)	41	36	+5	61	76	(-15)	-	27	0	0	0:00
at Boston College	40	32	+8	39	39	-	79	71	+8	13	2	1	3	37:22
at Florida State	56	31	+25	57	38	+19	113	69	+44	45	-	0	0	39:46

## SINGLE-GAME HIGHS &amp; LOWS - NC STATE VS. OPPONENTS

TEAM HIGHS		NC STATE	OPPONENTS
POINTS	114	vs. NC Central (11/3/25)	102 Texas (11/26/25)
FG MADE	38	at Florida State (1/10/26)	30 Kansas (12/13/25)
		vs. UNCG (11/12/25)	
FG ATTEMPTS	74	vs. Kansas (12/13/25)	71 UAB (11/7/25)
FG%	.578	vs. NC Central (37-of-64) (11/3/25)	.591 Auburn (26-of-44) (12/3/25)
3FG MADE	19	at Florida State (1/10/26)	16 Texas (11/26/25)
		vs. NC Central (11/3/25)	
3FG ATTEMPTS	40	vs. Texas Southern (12/17/25)	42 VCU (11/17/25)
		vs. NC Central (11/3/25)	
3FG%	.591	at Boston College (13-of-22) (1/6/26)	.545 Auburn (12-of-22) (12/3/25)
FREE THROWS MADE	27	vs. VCU (11/17/25)	28 Texas (11/26/25)
FREE THROW ATTEMPTS	33	vs. VCU (11/17/25)	41 UNCG (11/12/25)
FREE THROW %	.852	vs. Texas Southern (23-of-27) (12/17/25)	.864 Auburn (19-of-22) (12/3/25)
REBOUNDS	45	vs. Texas Southern (12/17/25)	46 Kansas (12/13/25)
		vs. VCU (11/17/25)	
OFFENSIVE REBOUNDS	17	vs. Texas Southern (12/17/25)	17 UAB (11/7/25)
ASSISTS	27	vs. NC Central (11/3/25)	18 Texas (11/26/25)
STEALS	14	at Auburn (12/3/25)	11 3x; last by Seton Hall (11/24/25)
BLOCKED SHOTS	7	at Florida State (1/10/26)	9 2x; last by Auburn (12/3/25)
		vs. Texas Southern (12/17/25)	
		vs. Boise State (11/25/25)	
TURNOVERS	17	vs. VCU (11/17/25)	20 Auburn (12/3/25)
FOULS	27	vs. Texas (11/26/25)	22 Florida State (1/10/26)
TEAM LOWS		NC STATE	OPPONENTS
POINTS	61	vs. Virginia (1/3/26)	45 Liberty (12/10/25)
FG MADE	18	vs. Virginia (1/3/26)	15 UNCG (11/12/25)
FG ATTEMPTS	50	vs. Virginia (1/3/26)	44 Auburn (12/3/25)
FG%	.360	vs. Virginia (18-of-50) (1/3/26)	.319 UNCG (15-of-47) (11/12/25)
3FG MADE	5	vs. Virginia (1/3/26)	4 UAB (11/7/25)
3FG ATTEMPTS	19	vs. Texas (11/26/25)	18 Boston College (1/6/26)
3FG%	.250	vs. Virginia (5-of-20) (1/3/26)	.160 UAB (4-of-25) (11/7/25)
FREE THROWS MADE	6	at Boston College (1/6/26)	3 Liberty (12/10/25)
FREE THROW ATTEMPTS	12	at Boston College (1/6/26)	10 2x; last by Kansas (12/13/25)
FREE THROW %	.538	at Boston College (6-of-12) (1/6/26)	.300 Liberty (3-of-10) (12/10/25)
REBOUNDS	22	at Auburn (12/3/25)	24 NC Central (11/3/25)
OFFENSIVE REBOUNDS	7	3x; last vs. Virginia (1/3/26)	5 Auburn (12/3/25)
ASSISTS	7	vs. Virginia (1/3/26)	7 2x; last by Florida State (1/10/26)
STEALS	3	vs. Texas (11/26/25)	1 UNCG (11/12/25)
BLOCKED SHOTS	1	4x; last vs. Virginia (1/3/26)	0 Ole Miss (12/21/25)
TURNOVERS	4	at Boston College (1/6/26)	7 Texas (11/26/25)
		vs. UNCG (11/12/25)	
FOULS	13	vs. VCU (11/17/25)	10 Auburn (12/3/25)
INDIVIDUAL HIGHS		NC STATE	OPPONENTS
POINTS	47	Paul McNeil, Jr., vs. Texas Southern (12/17/25)	36 Melvin Council Jr., Kansas (12/13/25)
FG MADE	12	Paul McNeil, Jr., vs. Texas Southern (12/17/25)	13 Melvin Council Jr., Kansas (12/13/25)
		Darrion Williams, vs. UNCG (11/12/25)	
FG ATTEMPTS	19	Darrion Williams, vs. UNCG (11/12/25)	27 Melvin Council Jr., Kansas (12/13/25)
FG% (min. 5 made)	.875 (7-8)	Ven-Allen Lubin, vs. Ole Miss (12/21/25)	1.000 (5-5) Najai Hines, Seton Hall (11/24/25)
3FG MADE	11	Paul McNeil, Jr., vs. Texas Southern (12/17/25)	9 Melvin Council Jr., Kansas (12/13/25)
3 FG ATTEMPTS	17	Paul McNeil, Jr., vs. Texas Southern (12/17/25)	15 Melvin Council Jr., Kansas (12/13/25)
3FG% (MIN. 3 MADE)	1.000 (3-3)	Terrance Arceneaux, at Boston College (1/6/26)	.750 (3-4) Camden Heide, Jordan Pope, Texas (11/26/25)
FREE THROWS MADE	12	Paul McNeil, Jr., vs. Texas Southern (12/17/25)	8 Greg Lattimore, NC Central (11/3/25)
FREE THROW ATTEMPTS	12	Paul McNeil, Jr., vs. Texas Southern (12/17/25)	13 KJ Younger, UNCG (11/12/25)
FT% (MIN. 3 MADE)	1.000 (12-12)	Paul McNeil, Jr., vs. Texas Southern (12/17/25)	1.000 (8-8) Greg Lattimore, NC Central (11/3/25)
REBOUNDS	12	Ven-Allen Lubin, vs. Boise State (11/25/25)	13 Justin Neely, UNCG (11/12/25)
		Ven-Allen Lubin, vs. UNC Asheville (12/6/25)	
OFFENSIVE REBOUNDS	6	Ven-Allen Lubin, vs. Texas (11/26/25)	6 Duane Posey, Texas Southern (12/17/25)
ASSISTS	10	Quadir Copeland, at Boston College (1/6/26)	7 2x; last by Dailyn Swain, Texas (11/26/25)
STEALS	5	Matt Able, vs. Boise State (11/25/25)	5 Adam Clark, Seton Hall (11/24/25)
BLOCKED SHOTS	4	Ven-Allen Lubin, at Florida State (1/10/26)	4 Tahaad Pettiford, Auburn (12/3/25)
TURNOVERS	7	Quadir Copeland, vs. Wake Forest (12/31/25)	6 4x; last by Donald Hand, Jr., Boston College (1/6/26)



## GAME 18 - GEORGIA TECH

## GAME NOTES

#RV/RV NC STATE 114, NC CENTRAL  
GAME 1: NOVEMBER 3, 2025 ♦ LENOVO CENTER#RV/RV NC STATE 94, UAB 70  
GAME 2: NOVEMBER 7, 2025 ♦ LENOVO CENTEROfficial Basketball Box Score - Final  
N.C. Central at NC State  
11/03/25 Lenovo Center, Raleigh  
2025-26 Men's BasketballGame Time: 7:00 PM  
Game Duration: 2:10  
Attendance: 19,119

Officials: Tony Henderson, Ryan Sassano, Connor Macdonald

N.C. Central - 66

Record: 0-1

NO. Name	Min	FG	3P	FT	Rebounds	Fouls	TP	AS	TO	ST	Blocks	BS	BA	+/-
1 Khouri Carvey	31:02	6-8	0-0	7-11	4	4	8	3	9	19	1	2	0	-40
21 Kelechi Okworogwo	F 18:04	2-4	0-2	0-0	0	2	2	5	0	4	1	0	1	-20
1 Kyrie Davis	G 27:32	2-5	1-2	0-0	0	3	3	0	5	0	0	0	0	-39
2 Dionte Johnson	G 30:36	1-4	1-3	1-2	0	2	2	0	3	4	5	4	2	-47
11 Gabe Lattimore	G 40:00	5-15	2-7	8-8	0	1	1	2	4	20	2	2	1	-48
22 Ramondo Battle II	18:43	2-7	1-4	0-2	2	1	3	5	1	5	0	1	2	-29
8 Jae Slack	07:33	0-0	0-0	0-0	0	0	0	0	0	0	0	1	0	-12
13 Jonathan Dunn	13:43	2-3	0-0	2-4	0	2	2	0	3	6	0	0	0	-7
12 Justin Edwards	03:04	0-0	0-0	0-0	0	0	0	0	0	0	0	0	0	-8
10 Ryan Archey	06:48	1-2	0-0	1-1	1	0	1	1	3	0	0	1	0	1
5 Tekoa Carpenter	04:55	0-0	0-0	0-0	0	2	2	0	0	0	0	1	1	0
Team					0	0	0	0	0	0	0	0	0	
Totals		21-48	5-18	19-28	7	17	24	19	21	66	9	18	8	2

Shooting By Period
1st FG% 10-25 40.0%
3PT% 1-10 10.0%
FT% 5-7 71.4%
2nd FG% 11-23 47.8%
3PT% 4-8 50.0%
FT% 14-21 66.7%
GM FG% 21-48 43.8%
3PT% 5-18 27.8%
FT% 19-28 67.9%
Dead Ball Rebounds: 3

Major Fouls: Battle II (F) 2 2nd 6:50

NC State - 114

Record: 1-0

NO. Name	Min	FG	3P	FT	Rebounds	Fouls	TP	AS	TO	ST	Blocks	BS	BA	+/-
1 Darrion Williams	F 23:52	7-10	4-6	1-2	3	1	4	3	1	19	8	1	0	0
22 Ven-Allen Lubin	F 18:50	4-4	0-0	2-3	2	3	5	0	2	10	1	0	1	0
2 Paul McNeil, Jr.	G 26:43	5-10	4-7	2-3	1	3	4	0	2	16	0	0	1	1
5 Tre Holloman	G 25:14	5-8	4-7	1-2	0	1	1	0	1	15	2	3	3	0
11 Quadir Copeland	G 17:54	3-3	1-1	8-10	0	2	2	4	5	15	3	2	0	0
21 Terrance Arceneaux	G 10:00	0-1	0-0	1-1	2	3	1	0	2	0	2	1	0	1
3 Matt Able	27:05	5-11	3-8	1-2	0	7	7	0	3	14	4	1	2	0
13 Musa Sagnia	15:04	2-2	0-0	0-0	2	2	4	5	0	4	3	0	4	0
15 Jerry Deng	16:08	3-8	2-6	4-4	2	3	5	1	2	12	2	1	0	0
12 Scottie Ebube	06:06	2-2	0-0	0-2	1	3	4	1	4	0	1	0	1	-3
7 Allyn Breed	04:57	0-0	0-0	2-2	0	0	0	0	1	2	2	0	0	-5
45 Colt Langdon	04:57	0-2	0-2	0-0	1	0	1	0	0	0	0	1	0	-5
0 Jordan Snell	03:10	1-3	1-2	0-0	0	0	0	0	0	3	0	0	0	-8
Team					1	0	1	0	0	0	0	0	0	
Totals		37-64	19-40	21-30	14	26	40	22	19	114	27	9	13	1

Shooting By Period
1st FG% 19-32 59.4%
3PT% 8-17 47.1%
FT% 8-11 72.7%
2nd FG% 18-32 56.3%
3PT% 11-23 47.8%
FT% 13-19 68.4%
GM FG% 37-64 57.8%
3PT% 19-40 47.5%
FT% 21-30 70.0%
Dead Ball Rebounds: 5

Major Fouls: Coach (F) 2 2nd 6:10

	NCCU	ST	Points from		NCCU	ST	Period by Period Scoring		
Biggest lead	0 (1 <sup>st</sup> 20:00)	58 (2 <sup>nd</sup> 7:31)	Turnovers	11	26		1st	2nd	TOT
Best Scoring Run	5 (2 <sup>nd</sup> 13:12)	14 (2 <sup>nd</sup> 10:09)	Paint	26	30				
Lead Changes	0		Second Chance	8	20	NCCU	26	40	66
Times Tied	0		Fast Breaks	11	27				
Time with Lead	00:00	39:45	Bench	14	39	ST	54	60	114

UAB - 70

Record: 0-1

NO. Name	Min	FG	3P	FT	Rebounds	Fouls	TP	AS	TO	ST	Blocks	BS	BA	+/-
2 KyeRon Lindsay-Martin	F 24:39	4-7	0-0	0-0	5	1	6	4	1	8	0	2	1	0
23 Daniel Rivera	F 28:05	6-7	0-0	0-2	4	3	7	3	3	12	0	2	1	0
4 Ahmad Robinson	G 25:37	2-12	1-7	3-4	0	0	0	2	2	8	2	1	0	-23
11 Chance Westry	G 27:17	6-9	0-1	2-2	0	2	2	3	1	14	5	1	1	0
12 Jacob Meyer	G 35:56	6-18	0-5	3-4	2	3	5	0	3	15	1	2	0	-25
15 Evan Chatman	26:19	2-6	1-4	0-0	3	7	10	2	1	5	3	2	0	-9
5 Salim London	11:58	3-7	2-3	0-0	0	0	0	0	1	8	1	1	2	0
8 Quaran McPherson	05:54	0-0	0-0	0-0	0	0	0	0	1	0	0	1	1	0
7 Ari Gooch	04:57	0-2	0-2	0-2	0	0	0	1	1	0	1	0	1	0
0 Dayjaun Anderson	06:42	0-3	0-3	0-0	0	0	0	0	0	0	0	0	1	-1
3 Jose Das Chagas	00:57	0-0	0-0	0-0	0	0	0	0	1	0	0	0	0	-4
6 Lance Carr	00:55	0-0	0-0	0-0	1	0	1	0	0	0	0	0	0	1
Team					2	2	4	0	0	0	1	0	0	
Totals		29-71	4-25	8-14	17	18	35	17	13	70	14	14	11	2

Shooting By Period
1st FG% 13-34 38.2%
3PT% 1-11 9.1%
FT% 6-8 75%
2nd FG% 16-37 43.2%
3PT% 3-14 21.4%
FT% 2-6 33.3%
GM FG% 29-71 40.8%
3PT% 4-25 16.0%
FT% 8-14 57.1%
Dead Ball Rebounds: 4

Officials: Bill Covington, Jr., Tim Cougherty, Jerry Heater

NC State - 94

Record: 1-0

NO. Name	Min	FG	3P	FT	Rebounds	Fouls	TP	AS	TO	ST	Blocks	BS	BA	+/-
1 Darrion Williams	F 27:31	5-10	1-3	3-3	2	2	4	1	3	14	4	0	1	0
22 Ven-Allen Lubin	F 17:37	4-5	0-0	0-0	0	3	3	4	1	8	0	3	1	0
2 Paul McNeil, Jr.	G 28:12	6-11	3-8	3-4	0	4	4	1	2	18	3	0	1	0
5 Tre Holloman	G 31:42	5-9	1-3	3-4	0	2	2	3	2	14	5	2	0	0
11 Quadir Copeland	G 25:23	5-7	2-3	6-7	1	0	1	2	6	18	5	5	1	0
13 Musa Sagnia	20:29	2-2	0-0	0-0	3	7	10	1	0	4	0	1	1	0
3 Matt Able	25:38	3-8	1-6	0-0	1	5	6	1	1	7	2	1	0	0
21 Terrance Arceneaux	08:10	1-4	0-2	1-2	1	1	2	0	1	3	0	1	1	0
15 Jerry Deng	12:29	2-4	2-4	0-0	1	1	2	0	0	6	0	1	1	0
12 Scottie Ebube	01:54	0-0	0-0	0-0	1	0	1	0	0	0	0	0	0	-3
45 Colt Langdon	01:54	0-1	0-1	2-2	0	0	0	0	1	2	0	0	0	-3
0 Jordan Snell	00:55	0-0	0-0	0-0	0	0	0	0	0	0	0	0	0	-1
Team					1	2	3	1	0	0	0	0	0	
Totals		33-61	10-30	18-22	11	27	38	14	17	94	19	14	7	3

Shooting By Period
1st FG% 15-35 42.9%
3PT% 3-16 18.8%
FT% 8-11 72.7%
2nd FG% 18-26 69.2%
3PT% 7-14 50.0%
FT% 10-11 90.9%
GM FG% 33-61 54.1%
3PT% 10-30 33.3%
FT% 18-22 81.8%
Dead Ball Rebounds: 3

Major Fouls: Coach (F) 1 1st 1:28

	UAB	ST	
Biggest lead	3 (1 <sup>st</sup> 8:13)	31 (2 <sup>nd</sup> 4:55)	
Best Scoring Run	6 (1 <sup>st</sup> 14:52)	10 (2 <sup>nd</sup> 4:55)	
Lead Changes	4		
Times Tied	4		
Time with Lead	03:29	34:07	
Points from Turnovers	UAB 14	ST 21	
Paint	44	44	
Second Chance	14	15	
Fast Breaks	14	13	
Bench	13	22	
Period by Period Scoring			
	1st	2nd	TOT
UAB	33	37	70
ST	41	53	94

#RV/RV NC STATE 110, UNCG 64  
GAME 3: NOVEMBER 12, 2025 ♦ LENOVO CENTER#25/RV NC STATE 85, VCU 79  
GAME 4: NOVEMBER 17, 2025 ♦ LENOVO CENTEROfficial Basketball Box Score - Final  
UNC Greensboro at NC State  
11/12/25 Lenovo Center, Raleigh  
2025-26 Men's BasketballGame Time: 8:00 PM  
Game Duration: 2:31  
Attendance: 14,516Official Basketball Box Score - Final  
VCU at NC State  
11/17/25 Lenovo Center, Raleigh  
2025-26 Men's BasketballGame Time: 7:00 PM  
Game Duration: 2:14  
Attendance: 14,805

Officials: Roger Ayers, Ron Groover, Tim Cougherty

UNC Greensboro - 64

Record: 0-1

NO. Name	Min	FG	3P	FT	Rebounds	Fouls	TP	AS	TO	ST	Blocks	BS	BA	+/-
12 Justin Neely	F 26:21	1-3	0-1	7-8	2	11	13	2	5	9	1	3	0	0
16 Domas Kauconas	F 12:25	0-0	0-0	0-0	1	1	2	0	2	0	1	0	0	-16
13 Donald Whitehead, Jr.	G 29:56	6-14	4-10	5-7	0	0	0	2	2	21	1	0	0	1
21 KJ Younger	G 18:24	1-6	0-3	5-13	0	1	1	3	8	7	1	2	0	-19
45 Lilian Marville	G 28:19	3-9	1-3	2-2	1	4	5	1	1	9	3	2	0	0
11 Valentino Pinedo	21:21	0-2	0-0	1-4	0	2	2	2	1	0	0	2	0	-1
2 Clinton Elfinda	12:34	0-3	0-2	2-2	0	0	3	1	2	0	1	0	1	-19
0 Antwain Jones	14:55	1-1	0-0	0-0	1	1	2	1	0	2	0	3	0	-19
6 Noah Norgaard	12:58	1-3	1-2	4-5	0	1	1	0	4	7	0	2	0	-1
4 Assane Mandian	12:34	1-4	1-3	0-0	0	1	1	2	0	3	0	0	1	0
24 Landon King	08:47	1-2	1-2	0-0	0	1	1	0	0	3	0	0	0	-14
8 Chane Bynum	01:26	0-0	0-0	0-0	0	0	0	1	0	0	0	0	0	-1
Team					3	2	5	0	0	0	0	0	0	
Totals		15-47	8-26	26-41	8	25	33	19	23	64	7	16	1	4

Shooting By Period
1st FG% 8-20 40.0%
3PT% 4-11 36.4%
FT% 17-28 60.7%
2nd FG% 7-27 25.9%
3PT% 4-15 26.7%
FT% 9-13 69.2%
GM FG% 15-47 31.9%
3PT% 8-26 30.8%
FT% 26-41 63.4%
Dead Ball Rebounds: 5

Major Fouls: NONE

NC State - 110

Record: 1-0

NO. Name	Min	FG M-A	3P M-A	FT M-A	Rebounds OR DR	Fouls PF F	TP	AS	TO	ST	Blocks BS BA	+/-
1 Darrion Williams	F 28:49	12-19	6-8	2-2	1 9	10 3	32	2	1	4	0 0	30
22 Ven-Allen Lubin	F 17:46	1-2	0-0	4-5	1 4	5 4	3	6	2	0	0 0	27
2 Paul McNeil, Jr.	G 31:49	8-16	6-13	5-5	0 5	5 2	3	27	2	0	1 4	44
5 Tre Holloman	G 04:22	0-0	0-0	0 0	0 0	1 0	0	0	1	0	0 0	21
11 Quadri Copeland	G 23:33	5-7	1-1	2-2	0 3	3 2	13	6	0	0	0 0	38
3 Matt Able	25:01	3-9	2-5	2-2	1 1	2 3	1	10	1	2	0 0	28
13 Musa Sagnia	18:27	3-4	0-0	0-1	4 3	7 3	2	6	0	1	0 1	16
7 Alyn Breed	26:42	1-1	0-0	2-3	2 2	4 3	4	0	4	1	0 0	27
15 Jerry Deng	16:26	4-9	1-5	0-1	0 4	4 2	9	0	0	2	1 1	14
12 Scottie Ebuhe	03:47	1-1	0-0	1-2	0 0	0 0	1	3	0	1	2 0	3
45 Cortland Snel	01:52	0-0	0-0	0-0	0 0	0 0	0	0	0	0	0 0	0
0 John Snell	01:26	0-0	0-0	0-0	0 0	0 0	0	0	0	0	0 0	1
Team					0 3	0 0						
Totals		38-68	16-32	18-23	9 34	43 25	19	17	4	9	4 4	46

## GAME 18 - GEORGIA TECH

## GAME NOTES

SETON HALL 85, #23/22 NC STATE 74  
GAME 5: NOVEMBER 24, 2025 ♦ LAHAINA, HAWAII#23/22 NC STATE 81, BOISE STATE 70  
GAME 6: NOVEMBER 25, 2025 ♦ LAHAINA, HAWAII

Official Basketball Box Score - Final

Seton Hall at NC State

11/24/25 Lahaina Civic Center, Lahaina, Hawaii  
2025 Southwest Maui Invitational

Officials: Jeff Anderson, Michael Greenstein, Chris Paszi

Game Time: 9:30 AM

Game Duration: 2:05

Attendance: 2,400



Official Basketball Box Score - Final

NC State at Boise St.

11/25/25 Lahaina Civic Center, Lahaina, Hawaii  
2025 Southwest Maui Invitational

Game Time: 9:30 AM

Game Duration: 2:26

Attendance: 2,400

Officials: Lamar Simpson, John Floyd, Rob Rorkle

Seton Hall - 85

Record: 1-0

NO.	Name	Min	FG	3P	FT	Rebounds	Fouls	TP	AS	TO	ST	Blocks	BS	BA	+/-
			M-A	M-A	M-A	OR DR TOT	PF FO								
6	Stephon Payne III	F 16:00	1-3	0-0	0-0	1 2 3	3 1	2	1	0	1	1	1	1	14
0	Adam Clark	G 27:17	4-8	0-1	5-8	1 3 4	3 4	13	3	4	5	0	0	0	21
14	A.J. Staton-McCray	G 30:31	7-11	3-7	5-6	0 8 8	2 4	22	0	0	1	2	0	0	18
22	Elijah Fisher	G 33:50	5-9	0-3	3-3	3 4 7	4 4	13	3	2	0	2	0	0	15
23	Mike Williams III	G 18:38	5-8	3-5	1-1	0 6 6	2 1	14	2	0	1	0	0	0	13
25	Najai Hines	21:20	5-5	0-0	0-0	2 2 4	2 2	10	1	0	0	2	0	0	-5
2	Tajuan Simpkins	27:45	2-7	1-3	6-6	0 3 3	0 4	11	0	1	1	1	1	1	-4
13	Trey Parker	15:49	0-3	0-3	0-0	0 1 1	2 0	0	3	4	2	0	0	0	-15
1	Jacob Dar	06:10	0-1	0-0	0-0	0 1 1	0 0	0	0	1	0	1	0	0	-4
7	Josh Rivera	02:40	0-1	0-0	0-0	0 0 0	1 0	0	0	0	0	0	0	0	2
Team						0 0 0	0 0	0	2						
Totals			29-56	7-22	20-24	7 30 37	19 20	85	13	14	11	9	2	11	

Major Fouls: NONE

Shooting By Period		
1st FG%	14-28	50.0%
3PT%	4-13	30.8%
FT%	3-3	100%
2nd FG%	15-28	53.6%
3PT%	3-9	33.3%
FT%	17-21	81%
GM FG%	29-56	51.8%
3PT%	7-22	31.8%
FT%	20-24	83.3%
Dead Ball Rebounds: 2, 0		

NC State - 81

Record: 5-1

NO.	Name	Min	FG	3P	FT	Rebounds	Fouls	TP	AS	TO	ST	Blocks	BS	BA	+/-
			M-A	M-A	M-A	OR DR TOT	PF FO								
21	Darrion Williams	F 29:45	7-13	2-5	0-0	1 2 3	5 1	16	1	2	0	0	0	0	15
22	Ven-Allen Lubin	F 32:46	4-8	0-1	3-6	4 8 12	2 3	11	0	0	1	1	0	0	5
2	Paul McNeil, Jr.	G 20:05	3-8	2-5	2-2	0 2 2	2 2	10	0	0	0	0	1	1	13
5	Tre Holloman	G 31:48	2-5	2-2	2-2	1 3 4	5 1	8	4	1	3	1	1	2	
11	Quadir Copeland	G 22:11	2-5	0-1	4-5	0 3 3	5 3	8	3	4	0	1	0	1	
3	Matt Able	20:49	3-7	1-4	2-2	0 3 3	2 1	9	2	1	5	0	0	2	
13	Musa Sagnia	07:25	1-1	0-0	1-1	0 0 0	1 2	3	1	0	0	2	0	7	
7	Alyn Breed	12:02	1-2	1-2	2-2	0 2 2	2 1	5	2	0	1	0	0	0	
21	Terrance Arceneaux	23:10	4-5	1-1	2-3	0 4 4	2 4	11	2	1	3	2	0	10	
Team						1 2 3	0 0	0	1						
Totals			27-54	9-21	18-23	7 29 36	26 18	81	15	10	13	7	2	11	

Major Fouls: NONE

Shooting By Period		
1st FG%	13-29	44.8%
3PT%	6-14	42.9%
FT%	2-5	40%
2nd FG%	14-25	56.0%
3PT%	3-7	42.9%
FT%	16-18	88.9%
GM FG%	27-54	50.0%
3PT%	9-21	42.9%
FT%	18-23	78.3%
Dead Ball Rebounds: 1, 0		

NC State - 74

Record: 0-1

NO.	Name	Min	FG	3P	FT	Rebounds	Fouls	TP	AS	TO	ST	Blocks	BS	BA	+/-
			M-A	M-A	M-A	OR DR TOT	PF FO								
1	Darrion Williams	F 29:03	4-8	2-4	2-2	2 4 6	4 3	12	2	1	0	0	1	-11	
22	Ven-Allen Lubin	F 31:24	6-10	1-1	3-6	4 5 9	2 4	16	1	2	0	0	2	-10	
2	Paul McNeil, Jr.	G 28:54	2-9	1-5	4-4	1 2 3	3 2	9	1	0	0	0	1	-14	
5	Tre Holloman	G 27:24	3-5	1-2	4-5	0 1 1	2 4	11	2	2	1	1	0	-21	
11	Quadir Copeland	G 27:23	2-5	0-2	2-2	0 1 1	4 3	6	6	2	1	0	1	-12	
3	Matt Able	25:17	6-12	2-5	1-3	0 2 2	3 3	15	1	3	2	1	1	8	
7	Alyn Breed	06:19	0-1	0-0	0-0	0 1 1	1 0	0	0	1	0	0	0	-3	
13	Musa Sagnia	10:10	1-3	0-0	0-0	1 2 3	1 0	2	1	0	1	0	1	1	
15	Jerry Deng	07:46	1-4	1-4	0-0	0 0 0	0 0	3	0	1	0	0	1	-2	
21	Terrance Arceneaux	06:20	0-2	0-1	0-0	0 0 0	0 0	0	0	0	0	1	3		
Team						1 3 4	0 0	0	1						
Totals			25-59	8-24	16-22	9 21 30	20 19	74	14	13	5	2	9	11	

Major Fouls: NONE

Shooting By Period		
1st FG%	13-28	46.4%
3PT%	2-8	25.0%
FT%	5-10	50%
2nd FG%	12-31	38.7%
3PT%	6-16	37.5%
FT%	11-12	91.7%
GM FG%	25-59	42.1%
3PT%	8-24	33.3%
FT%	16-22	72.7%
Dead Ball Rebounds: 1, 1		

SHU		NCS	
Biggest lead	18 (2 <sup>nd</sup> 7:26)	2 (1 <sup>st</sup> 19:48)	
Best Scoring Run	10 (1 <sup>st</sup> 14:51)	9 (1 <sup>st</sup> 9:30)	
Lead Changes	3		
Times Tied	2		
Time with Lead	38:25	01:13	

Points from		SHU		NCS	
Turnovers	19	14			
Paint	40	26			
Second Chance	13	8			
Fast Breaks	22	7			
Bench	21	20			

Period by Period Scoring			
	1st	2nd	TOT
SHU	35	50	85
NCS	33	41	74

Boise St. - 70

Record: 4-3

NO.	Name	Min	FG	3P	FT	Rebounds	Fouls	TP	AS	TO	ST	Blocks	BS	BA	+/-
			M-A	M-A	M-A	OR DR TOT	PF FO								
13	Andrew Meadow	F 28:38	1-4	0-1	4-7	0 1 1	1 4	6	1	1	0	0	2	-13	
20	Drew Fielder	F 25:57	1-4	0-1	3-5	3 3 6	2 6	5	3	4	0	1	1	0	
22	Javan Buchanan	F 30:51	2-10	0-4	6-7	4 5 9	1 4	10	2	2	0	0	1	4	
4	Dylan Andrews	G 29:21	8-18	5-11	5-6	0 3 3	1 5	26	2	3	2	0	1	4	
5	RJ Keene	G 25:49	3-5	2-3	0-0	2 3 5	2 0	8	0	1	0	1	0	-9	
6	Pearson Carmichael	20:45	3-7	3-6	2-3	0 0 0	5 3	11	0	1	0	0	1	-10	
9	Dominic Parolin	10:18	0-2	0-1	0-0	2 3 5	3 1	0	1	0	0	1	1	-5	
1	Agnaldo Neto	20:17	1-4	1-4	1-4	0 3 3	3 2	4	2	2	0	0	0	-10	
16	Spencer Ahrens	03:23	0-2	0-2	0-0	0 1 1	0 0	0	0	0	0	0	0	-10	
0	Julian Bowie	03:13	0-0	0-0	0-0	0 0 0	0 0	0	0	0	0	0	0	-3	
3	Bhan Buom	01:29	0-0	0-0	0-0	0 1 1	1 0	0	0	0	0	0	0	-3	
Team						3 1 4	0 0	0	0						
Totals			19-56	11-33	21-32	14 24 38	18 26	70	11	15	2	2	7	-11	

Major Fouls: NONE

Shooting By Period		
1st FG%	9-27	33.3%
3PT%	4-15	26.7%
FT%	6-10	60%
2nd FG%	10-29	34.5%
3PT%	7-18	38.9%
FT%	15-22	68.2%
GM FG%	19-56	33.9%
3PT%	11-33	33.3%
FT%	21-32	65.6%
Dead Ball Rebounds: 5, 0		

NCS		BSU	
Biggest lead	13 (2 <sup>nd</sup> 4:12)	4 (1 <sup>st</sup> 6:08)	
Best Scoring Run	10 (1 <sup>st</sup> 1:56)	12 (1 <sup>st</sup> 8:03)	
Lead Changes	4		
Times Tied	3		
Time with Lead	32:57	05:04	

Points from		NCS		BSU	
Turnovers	24	14			
Paint	26	14			
Second Chance	4	7			
Fast Breaks	20	8			
Bench	28	15			

Period by Period Scoring			
	1st	2nd	TOT
NCS	34	47	81
BSU	28	42	70

TEXAS 102, #23/22 NC STATE 97  
GAME 7: NOVEMBER 26, 2025 ♦ LAHAINA, HAWAII#20/24 AUBURN 83, #RV/RV NC STATE 73  
GAME 8: DECEMBER 3, 2025 ♦ AUBURN, ALA.

Official Basketball Box Score - Final

NC State at Texas

11/26/25 Lahaina Civic Center, Lahaina, Hawaii  
2025 Southwest Maui Invitational - Fifth Place Game

Officials: Marquis Pettigrew, Tony Henderson, Rob Rorkle

Game Time: 4:30 PM

Game Duration: 2:13

Attendance: 2,400



Official Basketball Box Score - Final

NC State at Auburn

12/03/25 Neville Arena, Auburn  
2025-26 Mavs Basketball

Game Time: 8:15 PM

Game Duration: 1:56

Attendance: 8,121

Officials: Ben Loxton, Courtney Green, Vladimir Voyard-Tadai

NC State - 97

Record: 5-2

NO.	Name	Min	FG	3P	FT	Rebounds	Fouls	TP	AS	TO	ST	Blocks	BS	BA	+/-	
			M-A	M-A	M-A	OR DR TOT	PF FO									
1	Darrion Williams	F 32:28	3-10	2-5	2-4	0 4 4	5 4	10	3	1	0	0	1	-8		
22	Ven-Allen Lubin	F 37:29	10-14	0-0	3-4	6 3 9	2 3	23	3	0	0	0	0	2		
2	Paul McNeil, Jr.	G 38:24	6-11	3-6	5-6	0 3 3	2 3	20	0	1	2	0	0	-3		
5	Tre Holloman	G 18:23	2-4	1-1	0-0	0 1 1	5 0	5	2	0	0	0	0	8		
11	Quadir Copeland	G 33:03	10-14	2-3	6-10	0 4 4	4 8	28	6	1	0	0	0	0		
3	Matt Able	G 38:24	9-11	0-5	2-2	0 1 1	5 1	7	0	0	0	0	0	0		
7	Allyn Breed	L 14:27	2-4	1-2	2-2	0 0 0	1 5	7	0	0	0	0	0	-7		
13	Musa Sagnia	G 35:56	0-0	0-0	0-0	0 0 0	3 0	0	0	0	0	0	0	-6		
21	Terrance Arceneaux	L 30:02	1-2	0-1	2-2	0 1 1	0 1	4	0	1	0	0	0	-7		
Team						2	1	3	0	0	0	0	0	0		
Totals			34-64	9-19	20-28	8	20	28	27	20	97	14	6	3	1	2



## GAME 18 - GEORGIA TECH

## GAME NOTES

#--/RV NC STATE 76, OLE MISS 62  
GAME 13: DECEMBER 21, 2025 ♦ GREENSBORO, N.C.#RV/-- NC STATE 70, WAKE FOREST 57  
GAME 14: DECEMBER 31, 2025 ♦ LENOVO CENTEROfficial Basketball Box Score - Final  
Ole Miss at NC State  
12/21/25 First Horizon Coliseum, Greensboro  
2025-26 Men's BasketballGame Time: 1:00 PM  
Game Duration: 2:12Official Basketball Box Score - Final  
Wake Forest at NC State  
12/31/25 Lenovo Center, Raleigh  
2025-26 Men's BasketballGame Time: 12:00 PM  
Game Duration: 1:59  
Attendance: 16,105

Officials: Ron Groover, Bart Lenox, James Breeding

Officials: Lee Cassell, Kipp Kissinger, Justin Porterfield

## Ole Miss - 62

Record: 7-5

NO.	Name	Min	FG	3P	FT	Rebounds	Fouls	TP	AS	TO	ST	Blocks	+/-
			M-A	M-A	M-A	OR DR TOT	PF FD					BS BA	
0	Malik Dia	F 29:07	8-16	0-3	4-8	4 7 11	3 7	20	0	4	1	0	-2
1	Corey Chest	F 14:43	0-0	0-0	0-0	1 4 5	3 1	0	0	1	0	0	-5
2	AJ Storr	G 14:54	0-5	0-2	1-2	0 1 1	1 2	1	2	1	0	0	-19
6	Ilias Kamardine	G 15:01	0-2	0-2	0-0	0 3 3	1 0	0	1	1	0	0	-23
11	Travis Perry	G 33:28	7-13	0-0	2-2	0 0 0	3 2	21	2	2	4	0	-9
4	James Scott	08:25	1-1	0-0	0-0	0 1 1	1 0	2	0	0	0	0	-5
13	Kezza Giffa	07:34	2-3	1-2	0-0	0 1 1	0 1	5	0	1	0	0	-2
23	Patton Pinkins	08:42	0-2	0-1	1-2	0 1 1	0 1	1	1	0	0	0	-16
88	Augusto Cassia	12:33	0-1	0-1	0-0	1 0 1	2 1	0	0	0	0	0	3
8	Eduardo Klatke	25:40	2-5	1-3	4-4	0 0 0	2 4	9	3	2	2	0	0
31	Zach Day	13:08	0-3	0-3	0-0	0 2 2	0 1	0	0	0	0	0	0
7	Niko Bundalo	08:28	0-0	0-0	0-0	1 1 2	1 1	0	0	2	1	0	-5
22	Max Smith	08:17	1-2	1-2	0-0	0 0 0	2 0	3	0	0	0	0	9
Team						0 2 2	0	0	1				
Totals			21-53	8-30	12-18	7 23 30	19 21	82	9	15	8	0	-14

Shooting By Period		
1st FG%	8-23	34.8%
3PT%	3-14	21.4%
FT%	7-10	70%
2nd FG%	13-30	43.3%
3PT%	5-16	31.3%
FT%	5-8	62.5%
GM FG%	21-53	39.6%
3PT%	8-30	26.7%
FT%	12-18	66.7%
Dead Ball Rebounds: 2, 0		

## Wake Forest - 57

Record: 9-5 (0-1)

NO.	Name	Min	FG	3P	FT	Rebounds	Fouls	TP	AS	TO	ST	Blocks	+/-
			M-A	M-A	M-A	OR DR TOT	PF FD					BS BA	
0	Omaha Billue	F 28:05	6-10	3-6	3-4	3 7 10	2 3	18	0	0	0	1	-6
2	Juke Harris	F 35:35	5-16	2-10	5-7	2 4 6	2 5	17	3	4	2	0	-13
25	TreVon Spillers	F 36:33	2-8	0-1	0-0	0 8 8	2 1	4	2	1	2	1	-10
1	Nate Galmese	G 32:36	0-5	0-3	0-0	0 2 2	1 0	0	3	3	1	0	-9
6	Myles Colvin	G 21:39	5-11	2-6	1-1	0 2 2	4 3	13	2	2	4	0	0
13	Copper Schwiager	G 11:40	1-4	0-0	0-0	3 1 4	2 0	2	0	0	0	0	-4
8	Mekhi Mason	20:30	1-5	1-5	0-0	1 1 2	4 3	2	3	2	0	2	-12
10	Sebastian Atkins	07:24	0-0	0-0	0-1	0 0 0	1 2	0	1	0	0	0	-4
23	Jaylen Cross	05:58	0-0	0-0	0-0	0 0 0	1 0	0	1	1	0	0	-7
Team						1 0 1	0	0	1				
Totals			20-59	8-31	9-13	10 25 35	19 16	57	13	16	9	4	-13

Shooting By Period		
1st FG%	10-25	40.0%
3PT%	4-14	28.6%
FT%	8-11	72.7%
2nd FG%	10-34	29.4%
3PT%	4-17	23.5%
FT%	1-2	50%
GM FG%	20-59	33.9%
3PT%	8-31	25.8%
FT%	9-13	69.2%
Dead Ball Rebounds: 3, 0		

## NC State - 76

Record: 9-4

NO.	Name	Min	FG	3P	FT	Rebounds	Fouls	TP	AS	TO	ST	Blocks	+/-
			M-A	M-A	M-A	OR DR TOT	PF FD					BS BA	
1	Darrion Williams	F 27:37	0-8	0-4	1-2	1 3 4	3 2	1	3	3	0	0	13
22	Ven-Allen Lubin	F 31:17	7-8	0-1	1-1	0 2 2	4 2	15	1	4	2	0	0
2	Paul McNeil, Jr.	G 30:33	6-12	1-3	1 5 6	1 2	19	1	2	1	0	0	17
7	Alyn Breed	G 22:11	2-8	1-4	1-1	0 6 6	1 3	6	3	2	2	0	3
11	Quadr Copeland	G 32:44	6-8	2-4	2-2	2 5 7	2 5	16	9	3	1	0	17
13	Musa Sagnia	19:51	1-1	0-0	1-4	2 5 7	3 3	3	1	1	1	0	13
5	Tre Holloman	26:23	6-10	4-7	0-0	0 0 0	4 2	16	1	2	0	0	5
3	Matt Able	07:29	0-0	0-0	0-0	0 0 0	1 0	0	0	0	1	0	0
12	Scottie Ebube	01:56	0-0	0-0	0-0	0 0 0	2 0	0	0	0	0	0	2
Team						1 3 4	0	0	0				
Totals			28-55	13-32	7-13	7 29 36	21 19	76	20	16	7	1	0

Shooting By Period		
1st FG%	16-30	53.3%
3PT%	10-21	47.6%
FT%	3-7	42.9%
2nd FG%	12-25	48.0%
3PT%	3-11	27.3%
FT%	4-6	66.7%
GM FG%	28-55	50.9%
3PT%	13-32	40.6%
FT%	7-13	53.8%
Dead Ball Rebounds: 3, 0		

OM		ST	
Biggest lead	3 (1 <sup>st</sup> 19:29)	28 (2 <sup>nd</sup> 13:47)	
Best Scoring Run	13 (2 <sup>nd</sup> 7:53)	12 (2 <sup>nd</sup> 13:47)	
Lead Changes	1		
Times Tied	2		
Time with Lead	01:21	37:07	

Points from	OM	ST
Turnovers	25	17
Paint	22	28
Second Chance	4	12
Fast Breaks	12	5
Bench	20	19

Period by Period Scoring			
	1st	2nd	TOT
OM	26	36	62
ST	45	31	76

Major Fouls: NONE

## NC State - 70

Record: 10-4 (1-0)

NO.	Name	Min	FG	3P	FT	Rebounds	Fouls	TP	AS	TO	ST	Blocks	+/-
			M-A	M-A	M-A	OR DR TOT	PF FD					BS BA	
1	Darrion Williams	F 20:48	3-12	2-6	0-0	0 6 6	4 0	8	4	0	1	0	15
22	Ven-Allen Lubin	F 32:15	6-10	0-0	0-0	4 7 11	2 2	12	2	1	2	0	1
2	Paul McNeil, Jr.	G 25:42	3-6	2-5	5-5	0 2 2	0 2	13	0	0	2	1	0
7	Alyn Breed	G 16:41	2-5	0-3	0-0	0 4 4	1 2	4	0	2	1	0	0
11	Quadr Copeland	G 31:27	5-11	0-0	4-6	0 2 2	4 6	14	8	7	3	0	2
13	Musa Sagnia	26:09	2-4	0-0	2-2	4 4 8	2 3	6	0	2	0	0	6
5	Tre Holloman	27:54	1-4	1-3	1-2	0 1 1	2 1	4	2	2	0	1	0
3	Matt Able	18:16	3-7	1-4	2-2	0 2 2	1 2	9	0	0	1	0	1
12	Scottie Ebube	00:48	0-0	0-0	0-0	0 0 0	1 0	0	0	1	0	0	1
Team						2 2 4	0	0	0				
Totals			25-59	6-21	14-17	10 30 40	17 18	70	16	15	10	3	4

Shooting By Period		
1st FG%	12-28	42.9%
3PT%	3-11	27.3%
FT%	9-11	81.8%
2nd FG%	13-31	41.9%
3PT%	3-10	30.0%
FT%	5-6	83.3%
GM FG%	25-59	42.4%
3PT%	6-21	28.6%
FT%	14-17	82.4%
Dead Ball Rebounds: 2, 0		

Major Fouls: Harris (TF) 2<sup>nd</sup> 3:55

WF		ST	
Biggest lead	5 (1 <sup>st</sup> 16:39)	19 (2 <sup>nd</sup> 3:55)	
Best Scoring Run	6 (1 <sup>st</sup> 1:25)	8 (2 <sup>nd</sup> 3:55)	
Lead Changes	5		
Times Tied	5		
Time with Lead	06:21	29:12	

Points from	WF	ST
Turnovers	10	19
Paint	24	38
Second Chance	4	7
Fast Breaks	10	9
Bench	5	19

Period by Period Scoring			
	1st	2nd	TOT
WF	32	25	57
ST	36	34	70

Major Fouls: Copeland (TF) 2<sup>nd</sup> 3:55#21/21 VIRGINIA 76, #RV/-- NC STATE 61  
GAME 15: JANUARY 3, 2026 ♦ LENOVO CENTERNC STATE 79, BOSTON COLLEGE 71  
GAME 16: JANUARY 6, 2026 ♦ CHESTNUT HILL, MASS.Official Basketball Box Score - Final  
Virginia at NC State  
01/03/26 Lenovo Center, Raleigh  
2025-26 Men's BasketballGame Time: 11:00 AM  
Game Duration: 2:05  
Attendance: 16,144Official Basketball Box Score - Final  
NC State at Boston College  
01/06/26 Silvio O. Conte Arena, Boston  
2025-26 Men's BasketballGame Time: 9:00 PM  
Game Duration: 1:51  
Attendance: 1,892

Officials: Ron Groover, Tony Henderson, Mark Schur

Officials:

## Virginia - 76

Record: 12-2 (1-1)

NO.	Name	Min	FG	3P	FT	Rebounds	Fouls	TP	AS	TO	ST	Blocks	+/-
			M-A	M-A	M-A	OR DR TOT	PF FD					BS BA	
28	Thijs De Ridder	F 22:40	4-6	1-2	5-7	3 3 6	2 4	14	1	4	1	0	6
17	Johann Grünloh	C 23:18	1-2	0-1	0-0	1 3 4	3 0	2	0	0	0	2	15
1	Malik Thomas	G 25:24	5-15	3-8	0-0	1 6 7	3 1	13	2	1	0	0	1
5	Sam Lewis	G 25:05	8-12	5-9	2-4	0 0 0	4 2	23	1	4	1	0	0
30	Dalinn Hall	G 32:42	2-6	1-5	0-0	2 4 6	2 4	5	4	1	0	0	6
2	Chance Mallory	25:34	2-6	1-5	2-2	0 2 2	2 2	7	4	1	0	0	11
33	Ugonna Onyenso	16:42	0-0	0-0	2-2	1 4 5	1 1	2	1	0	0	1	0
11	Devin Tillis	24:07	4-4	2-2	0-0	1 3 4	1 1	10	1	1	1	0	14
12	Elijah Gertrude	04:29	0-1	0-1	0-0	0 2 2	0 0	0	0	1	0	0	-1
Team						0 0 0	1	0	3				
Totals			26-52	13-33	11-15	9 27 36	19 15	76	14	14	3	3	15

Shooting By Period		
1st FG%	13-26	50.0%
3PT%	8-19	42.1%
FT%	6-8	75%
2nd FG%	13-26	50.0%
3PT%	5-14	35.7%
FT%	5-7	71.4%
GM FG%	26-52	50.0%
3PT%	13-33	39.4%
FT%	11-15	73.3%
Dead Ball Rebounds: 3, 0		

## NC State - 79

Record: 11-5 (2-1)



NC STATE 113, FLORIDA STATE 69  
GAME 17: JANUARY 10, 2026 ♦ TALLAHASSEE, FLA.

NC STATE VS. GEORGIA TECH  
GAME 18: JANUARY 17, 2026 ♦ LENOVO CENTER



Official Basketball Box Score - Final  
NC State at Florida State  
01/10/26 Donald L. Tucker Center, Tallahassee  
2025-26 ACC Men's Basketball

Game Time: 12:00 PM  
Game Duration: 2:08  
Attendance: 6,917

Officials: Lee Cassell, Trey Styons, Christopher Merlo

NC State - 113		Record: 12-5 (3-1)												
NO.	Name	Min	FG M-A	3P M-A	FT M-A	Rebounds OR DR TOT	Fouls PF FO	TP	AS	TO	ST	Blocks BS BA	A/-	
1	Darrion Williams	F 32:07	6-15	3-7	5-6	2 8 10	3 5	20	5	2	1	0 1	35	
22	Ven-Allen Lubin	F 25:48	6-7	0-0	7-8	2 3 5	2 5	19	0	2	0	4 0	29	
2	Paul McNeil, Jr.	G 29:43	7-13	5-10	2-3	2 4 6	2 3	21	1	0	2	1 0	36	
7	Alyn Breed	G 17:40	3-5	2-3	0-0	0 1 1	5 0	8	1	0	1	0 1	19	
11	Quadir Copeland	G 17:50	4-6	1-2	1-1	1 0 1	2 3	10	6	3	3	0 0	26	
3	Matt Able	23:51	5-11	5-7	0-0	1 4 5	4 0	15	2	1	0	0 0	27	
21	Terrance Arceneaux	28:55	5-7	2-4	1-1	2 3 5	0 4	13	2	0	4	1 0	31	
13	Musa Sagna	18:42	2-3	1-1	2-4	1 2 3	4 2	7	2	1	0	1 0	15	
0	Jordan Snell	02:42	0-1	0-1	0-0	0 0 0	1 0	0	1	0	0	0 0	1	
45	Colt Langdon	02:42	0-1	0-0	0-0	0 0 0	0 0	0	0	0	0	0 0	1	
Team						0 8 8	0 0	0	0	0				
Totals			38-69	19-35	18-23	11 33 44	23 22	113	20	9	11	7 2	44	

Shooting By Period			
1 <sup>st</sup> FG%	17-35	48.6%	
3PT%	11-21	52.4%	
FT%	11-12	91.7%	
2 <sup>nd</sup> FG%	21-34	61.8%	
3PT%	8-14	57.1%	
FT%	7-11	63.6%	
GM FG%	38-69	55.1%	
3PT%	19-35	54.3%	
FT%	18-23	78.3%	
Dead Ball Rebounds: 6, 2			

Florida State - 69			Record: 7-9 (0-3)												
NO.	Name	Min	FG M-A	3P M-A	FT M-A	Rebounds OR DR TOT	Fouls PF FO	TP	AS	TO	ST	Blocks BS BA	+/-		
7	Chauncey Wiggins	F 28:35	1-7	1-6	0-0	0 3 3	2 0	3	1	0	0	0 1	-26		
25	Alex Steen	F 16:47	1-1	0-0	4-4	2 1 3	4 2	6	1	3	0	0 0	-22		
1	Martin Somerville	G 25:16	1-7	0-4	0-0	0 5 5	0 0	2	1	3	1	0 2	-22		
6	Robert McCray V	G 20:56	4-7	0-1	2-6	0 2 2	5 7	10	1	1	0	0 1	-27		
10	Lajae Jones	G 22:20	4-10	1-3	1-1	0 3 3	4 2	10	0	1	2	0 0	-15		
3	Thomas Bassong	21:06	5-6	0-0	4-5	1 1 2	4 5	14	0	0	2	0 1	-11		
5	Kobe McGee	23:08	2-8	2-6	4-6	0 2 2	0 2	10	1	1	0	0 1	-43		
2	Cam Miles	16:55	2-6	0-2	3-5	0 0 0	2 3	7	1	4	0	0 0	-16		
4	Shahid Muhammad	11:07	0-1	0-0	2-2	0 1 1	1 1	2	0	0	0	2 0	-16		
19	AJ Swinton	08:30	1-2	1-1	0-0	0 0 0	0 0	3	0	0	0	0 1	-17		
12	Allier Malik	05:20	1-1	0-0	0-0	1 1 2	0 0	2	1	0	0	0 0	-5		
Team						2 0 2	0 0	0	0	0					
Totals		22:56	5-23	20-29	6 19 25	22 22	89	7	13	5	2 7	-44			
Major Fouls															

Major Fouls: Copeland (TF) 1<sup>st</sup> 6:42

NCSU		FSU	
Biggest lead	45 (2 <sup>nd</sup> 6:25)	0 (1 <sup>st</sup> 20:00)	
Best Scoring Run	17 (2 <sup>nd</sup> 12:49)	8 (2 <sup>nd</sup> 18:27)	
Lead Changes	0		
Times Tied	0		
Time with Lead	39:46	00:00	
Points from		NCSU	FSU
Turnovers		23	7
Paint		30	30
Second Chance		20	15
Fast Breaks		13	10
Bench		35	38
Period by Period Scoring			
	1st	2nd	TOT
NCSU	56	57	113
FSU	31	38	69

NC STATE AT CLEMSON  
GAME 19: JANUARY 20, 2026 ♦ CLEMSON, S.C.

NC STATE AT PITT  
GAME 20: JANUARY 24, 2026 ♦ PITTSBURGH, PA.



# WILL WADE

## HEAD COACH

Clemson '05

1st Season at NC State

12th Season Overall

Family: Lauren Deason (wife), Caroline (daughter)

### CAREER RECORD // YEAR BY YEAR

YEAR	OVERALL W-L / %		CONF. W-L / %		NOTES
CHATTANOOGA (2013-2015)					
2013-14	18-15	.545	12-4	.750	2nd in SoCon / CIT First Round
2014-15	22-10	.688	15-3	.833	2nd in SoCon
VCU (2015-2017)					
2015-16	25-11	.694	14-4	.778	T-1st in A-10 / NCAA Rd of 32
2016-17	26-9	.743	14-4	.778	2nd in A-10/NCAA Rd of 64
LSU (2017-2022)					
2017-18	18-15	.545	8-10	.444	T-9th in SEC / NIT Second Rd
2018-19	25-5*	.833	15-2	.882	1st in SEC / NCAA Sweet 16
2019-20	21-10	.677	12-6	.667	T-2nd in SEC / All postseason canceled
2020-21	19-10	.655	11-6	.647	3rd in SEC / NCAA Rd of 32
2021-22	22-11**	.667	9-9	.500	T-5th in SEC / NCAA Rd of 64
MCNEESE (2023-2025)					
2023-24	22-2***	.917	17-1	.944	1st in Southland / NCAA Rd of 64
2024-25	28-7	.800	19-1	.950	1st in Southland / NCAA Rd of 32
NC STATE (2025-PRES.)					
2025-26	12-5	.706	3-1	.750	
TOTAL	258-110	.701	149-51	.745	
NC State	12-5	.706	3-1	.750	
Chattanooga	40-25	.615	27-7	.794	
VCU	51-20	.718	28-8	.778	
LSU	105-51	.673	55-33	.625	
McNeese	50-9	.847	36-2	.947	

\* - was suspended final five games of 2018-19 season

\*\* - was fired on March 12, 2022 from LSU after SEC Tournament and did not coach in NCAA Tournament loss

\*\*\* - was suspended first 10 games of the 2023-24 season

### NC STATE RECORD // HOME-ROAD-NEUTRAL

	W	L	%
HOME AT NC STATE	8	2	.800
ROAD AT NC STATE	2	1	.667
NEUTRAL AT NC STATE	2	2	.500
TOTAL	12	5	.706

### NC STATE RECORD // TOURNAMENT-OVERTIME

	RECORD
IN CONFERENCE TOURNAMENT (AT NC STATE)	
IN NCAA TOURNAMENT (AT NC STATE)	
IN OVERTIME (AT NC STATE)	0-1 (.000)

### CONFERENCE CHAMPIONSHIPS (6)

- » Atlantic 10 regular season (2016)
- » SEC regular season (2019)
- » Southland tournament (2024, 2025)
- » Southland regular season (2024, 2025)

### CAREER HIGHLIGHTS

- » 2025 Southland Conference Coach of the Year
- » 2024 Southland Conference Coach of the Year
- » 2024 NABC District 22 Coach of the Year
- » 2014 Southern Conference Coach of the Year

### NOTES

- » Announced as head coach of the NC State men's basketball program on March 23, 2025.
- » In 11 years as head coach he has led his programs to seven NCAA Tournament berths, including appearances in the last five.
- » His teams have finished first or second in the final regular season conference standings in eight of 11 seasons. Only once in 11 seasons has his team not finished in the top-five of the final regular season conference standings.
- » Wade spent the past two seasons at McNeese, where he led the Cowboys to back-to-back Southland Conference regular season and tournament championships and was named the Southland Conference Coach of the Year both seasons. He compiled a 50-9 record at McNeese, including a 33-1 home record.
- » He left McNeese as the winningest coach in Southland Conference history in terms of winning percentage with a .947 mark (36-2) in regular season conference contests.
- » He served as head coach at LSU for five seasons (2017-2022), leading the Tigers to a Southeastern Conference regular season championship in 2019. LSU advanced to four post-season tournaments (including consecutive NCAA Tournaments in 2019, 2021 and 2022) during his tenure and in 2021 advanced to the SEC Tournament championship game for the first time since 1993.
- » In his last four seasons (2019-22) with the Tigers, his squads won 48 regular season SEC games, tied for the second-most of any team over that period.
- » LSU won 20 games or more in three of his five seasons and Wade finished his time at LSU with a record of 105-51, including a 55-33 SEC mark during that time. His 105 wins ranked him as the fourth-winningest coach in LSU Basketball history.
- » Wade spent two seasons at VCU, where he directed the Rams to a 51-20 record and two NCAA Tournament appearances in 2015-2016 and 2016-2017. His 2016 squad advanced to the second round of the tournament, defeating seventh-seed Oregon State before losing to Oklahoma.
- » The Rams posted a 28-8 league record over his two years in the Atlantic 10, posting 14-4 records both years. The team was 25-11 in 2016 and earned a share of the Atlantic 10 Conference regular season crown. The 2017 team won 26 games and finished second in the league.
- » Wade began his head coaching career as the head coach at Chattanooga for the 2013-14 and 2014-15 seasons. He finished his two seasons with the Mocs with a record of 40-25 and 27-7 in league play.



0 JORDAN SNELL

GUARD · SENIOR · 6-3 · 195 LBS. · CARY, NC · PANTHER CREEK

SEASON STATS

PPG	RPG	APG	FG%	3FG%	FT%
1.0	0.2	0.3	33.3	40.0	0.0

JAMES' SINGLE-GAME BEST

POINTS	
Season	3 (2x), last vs Liberty (12/10/25)
Career	3 (3x), last vs Liberty (12/10/25)
ACC	

REBOUNDS	
Season	1, vs Liberty (12/10/25)
Career	1 (3x), last vs Liberty (12/10/25)
ACC	1, at Boston College (2/11/23)

FG MADE	
Season	1 (2x), last vs Liberty (12/10/25)
Career	1 (3x), last vs Liberty (12/10/25)
ACC	

FG ATTEMPTED	
Season	3, vs. NC Central (11/3/25)
Career	3, vs. NC Central (11/3/25)
ACC	1 (3x), last at Florida State (1/10/26)

3FG MADE	
Season	1 (2x), last vs Liberty (12/10/25)
Career	1 (3x), last vs Liberty (12/10/25)
ACC	

3FG ATTEMPTED	
Season	2, vs. NC Central (11/3/25)
Career	2, vs. NC Central (11/3/25)
ACC	

FT MADE	
Season	
Career	1, vs. William & Mary (11/29/22)
ACC	

FT ATTEMPTED	
Season	
Career	2, vs. William & Mary (11/29/22)
ACC	

ASSISTS	
Season	1 (2x), last at Florida State (1/10/26)
Career	1 (2x), last at Florida State (1/10/26)
ACC	1, at Florida State (1/10/26)

STEALS	
Season	
Career	
ACC	

BLOCKS	
Season	
Career	1, vs. Coppin State (12/6/22)
ACC	

MINUTES	
Season	4, vs Liberty (12/10/25)
Career	4, vs Liberty (12/10/25)
ACC	3, at Florida State (1/10/26)

MISC. STATS

Games with 10+ points	0
Games with 20+ points	0
Games with 10+ rebounds	0
Games with 3+ assists	0
Games with 2+ steals	0
Games with 2+ blocks	0
Double-Doubles	0
Games led NCSU in points	0
Games led NCSU in rebounds	0
Games led NCSU in assists	0
Games led NCSU in steals	0
Games led NCSU in blocks	0

NOTING SNELL

- » Dished out his first career assist in the win over Texas Southern on Dec. 17
- » ACC Honor Roll selection last two seasons
- » Appeared in 20 games in his career
- » Made collegiate debut on 11/7/22 vs. Austin Peay and made first career field goal attempt, making a three-pointer in closing minutes of the game.
- » Attended Panther Creek High School in Cary for final two years of high school ... Averaged 12 points, four assists and two rebounds per game as a senior at Panther Creek ... Helped lead the Catamounts to a 23-8 record and to the school's first ever NCHSAA 4A State Championship game appearance ... Named First-Team All-Conference
- » Son of Steve Snell, former director of operations/assistant coach for men's basketball at NC State, and Ann Snell ... Mother was a 2019 inductee into the Rio Grande Hall of Fame for her basketball career
- » Cousins with NBA players Stephen and Seth Curry
- » Born in New Orleans, La., but grew up all over the country, including Denver, Colo., San Jose, Calif., and Pickerington, Ohio.

2025-26 GAME-GAME STATS

Opponent	Date	GS	MIN	Total		3-Pointers		Free throws		Rebounds				PF	A	TO	BLK	STL	PTS	AVG
				FG-FGA	PCT	3FG-3FGA	PCT	FT-FTA	PCT	OFF	DEF	TOT	AVG							
N.C. Central	11/03/2025		03:10	1-3	.333	1-2	.500	0-0	.000	0	0	0	0.0	0	0	0	0	0	3	3.0
UAB	11/07/2025		00:55	0-0	.000	0-0	.000	0-0	.000	0	0	0	0.0	0	0	0	0	0	0	1.5
UNC Greensboro	11/12/2025		01:26	0-0	.000	0-0	.000	0-0	.000	0	0	0	0.0	0	0	0	0	0	0	1.0
Liberty	12/10/2025		03:41	1-1	1.000	1-1	1.000	0-0	.000	0	1	1	0.3	0	0	0	0	0	3	1.5
Texas Southern	12/17/2025		02:49	0-1	.000	0-1	.000	0-0	.000	0	0	0	0.2	0	1	0	0	0	0	1.2
at Florida St.	01/10/2026		02:42	0-1	.000	0-1	.000	0-0	.000	0	0	0	0.2	1	1	0	0	0	0	1.0
Totals		0	14:43	2-6	.333	2-5	.400	0-0	.000	0	1	1	0.2	1	2	0	0	0	6	1.0

SNELL CAREER STATS

SEASON	TEAM	GP-GS	MIN/AVG	FG-FGA	FG%	3FG-3FGA	3FG%	FT-FTA	FT%	OFF	DEF	TOT	AVG	PF-FO	A	TO	BLK	STL	PTS	AVG
2022-23	NCSU	10-0	15/1.5	1-3	.333	1-1	1.000	1-2	.500	1	1	2	0.2	0-0	0	1	1	0	4	0.4
2023-24	NCSU	6-0	7/1.2	0-1	.000	0-0	.000	0-0	.000	0	1	1	0.2	1-0	0	0	0	0	0	0.0
2024-25	NCSU	4-0	4/1.1	1-1	1.000	0-0	.000	0-0	.000	0	1	1	0.3	0-0	0	1	0	0	2	0.5
2025-26	NCSU	6-0	15/2.5	2-6	.333	2-5	.400	0-0	.000	0	1	1	0.2	1-0	2	0	0	0	6	1.0
TOTAL		26-0	41/1.6	4-11	.364	3-6	.500	1-2	.500	1	4	5	0.2	2-0	2	2	1	0	12	0.5





# 1 DARRION WILLIAMS

FORWARD • SENIOR • 6-6 • 225 LBS. • SACRAMENTO, CA • BISHOP GORMAN (NEVADA/TEXAS TECH)

## SEASON STATS

PPG	RPG	APG	FG%	3FG%	FT%
14.6	5.6	3.3	45.0	42.5	76.9

## WILLIAMS' SINGLE-GAME BEST

### POINTS

Season.....32, vs UNCG (11/12/25)  
Career.....32, vs UNCG (11/12/25)  
ACC.....22, at Boston College (1/6/26)

### REBOUNDS

Season.....10 (3x), last at Florida State (1/10/26)  
Career.....14, vs. Texas A&M-Corpus Christi (11/16/23)  
ACC.....10, at Florida State (1/10/26)

### FG MADE

Season.....12, vs UNCG (11/12/25)  
Career.....12 (2x), last vs UNCG (11/12/25)  
ACC.....8, at Boston College (1/6/26)

### FG ATTEMPTED

Season.....19, vs UNCG (11/12/25)  
Career.....26, vs. Arkansas (3/27/25)  
ACC.....18, at Boston College (1/6/26)

### 3FG MADE

Season.....6, vs UNCG (11/12/25)  
Career.....6, vs UNCG (11/12/25)  
ACC.....4, at Boston College (1/6/26)

### 3FG ATTEMPTED

Season.....9, vs Kansas (12/13/25)  
Career.....10 (2x), last vs. Arkansas (3/27/25)  
ACC.....7 (2x), last at Florida State (1/10/26)

### FT MADE

Season.....8, vs VCU (11/17/25)  
Career.....9, at Utah (1/4/25)  
ACC.....5, at Florida State (1/10/26)

### FT ATTEMPTED

Season.....9, vs VCU (11/17/25)  
Career.....12, at Utah (1/4/25)  
ACC.....6, at Florida State (1/10/26)

### ASSISTS

Season.....8, vs. NC Central (11/3/25)  
Career.....11, vs. Northwestern State (11/8/24)  
ACC.....5, at Florida State (1/10/26)

### STEALS

Season.....4 (2x), last vs Virginia (1/3/26)  
Career.....5, at Oklahoma State (3/5/24)  
ACC.....4, vs Virginia (1/3/26)

### BLOCKS

Season.....1 (4x), last at Boston College (1/6/26)  
Career.....3 (2x), last at Houston (2/1/25)  
ACC.....1 (2x), last at Boston College (1/6/26)

### MINUTES

Season.....33, vs VCU (11/17/25)  
Career.....44, vs. Arizona State (2/12/25)  
ACC.....32, (2x), last at Florida State (1/10/26)

## MISC. STATS

Games with 10+ points .....	64
Games with 20+ points .....	13
Games with 10+ rebounds .....	24
Games with 3+ assists .....	60
Games with 2+ steals .....	41
Games with 2+ blocks .....	8
Double-Doubles .....	14
Games led NCSU in points .....	4
Games led NCSU in rebounds .....	4
Games led NCSU in assists .....	1
Games led NCSU in steals .....	3
Games led NCSU in blocks .....	3

## NOTING WILLIAMS

- » Scored a career-high 32 points and grabbed 10 boards to record his first double-double for NC State against UNCG on Nov. 12 ... made a career-high six treys on eight attempts
- » Led the Pack in the season opener against NC Central with 19 points on over 50 percent shooting from all areas of the floor ... dished out eight assists and grabbed four rebounds in 24 minutes
- » Had started 108 consecutive games ... Didn't start first three games of career and then moved into starting lineup for fourth game at Nevada and has started every game since
- » Transferred to NC State in summer of 2025 ... Spent last two seasons at Texas Tech and freshman season at Nevada
- » Named ACC Preseason Player of the Year in voting of ACC media panel
- » **Other Preseason Accolades:** Jon Rothstein's Preseason First-Team All-American, The Athletic Preseason Second-Team All-American, CBS Sports Preseason Third-Team All-American, ESPN's Jay Bilas Preseason Third-Team All-American, SBNation Preseason Third-Team All-American, NABC DI Player of the Year Preseason Watch List, Julius Erving Small Forward of the Year Top 20 Preseason Watch List
- » Is top Incoming transfer portal player in the ACC by 247Sports and On3
- » All-Big 12 First Team Selection last season at Texas Tech ... Averaged 15.1 points, 5.5 rebounds, 3.6 assists and 1.3 steals per game
- » Led the Red Raiders by averaging 21.0 points in four NCAA Tournament games, including leading the team with 23 points against eventual national champion Florida and scored a season-high 28 points in the win over Drake in the second round
- » Had 27 double-figure scoring games, including nine games of 20 or more points.
- » Named Associated Press National Player of the Week on 2/20/24 after scoring career-high 30 points in 79-50 win over sixth-ranked Kansas ... went 12-for-12 from the field, including 4-of-4 from three-point range ... 12-for-12 field goal performance established a program record and matched the Big 12 record for most field goals without a miss.
- » Started collegiate career at Nevada and was named Mountain West Freshman of the Year

## 2025-26 GAME-GAME STATS

Opponent	Date	GS	MIN	Total		3-Pointers		Free throws		Rebounds				PF	A	TO	BLK	STL	PTS	AVG
				FG-FGA	PCT	3FG-3FGA	PCT	FT-FTA	PCT	OFF	DEF	TOT	AVG							
N.C. Central	11/03/2025	*	23:52	7-10	.700	4-6	.667	1-2	.500	3	1	4	4.0	3	8	1	0	0	19	19.0
UAB	11/07/2025	*	27:31	5-10	.500	1-3	.333	3-3	1.000	2	2	4	4.0	1	4	0	0	1	14	16.5
UNC Greensboro	11/12/2025	*	28:49	12-19	.632	6-8	.750	2-2	1.000	1	9	10	6.0	3	2	1	0	4	32	21.7
VCU	11/17/2025	*	33:06	9-15	.600	2-4	.500	8-9	.889	2	5	7	6.3	2	2	3	0	1	28	23.3
vs Seton Hall	11/24/2025	*	29:03	4-8	.500	2-4	.500	2-2	1.000	2	4	6	6.2	4	2	1	0	0	12	21.0
vs Boise St.	11/25/2025	*	29:45	7-13	.538	2-5	.400	0-0	.000	1	2	3	5.7	5	1	2	0	0	16	20.2
vs Texas	11/26/2025	*	32:28	3-10	.300	2-5	.400	2-4	.500	0	4	4	5.4	5	3	1	0	0	10	18.7
at Auburn	12/03/2025	*	32:48	4-11	.364	1-5	.200	2-2	1.000	1	1	2	5.0	2	3	2	0	0	11	17.8
UNC Asheville	12/06/2025	*	29:06	4-6	.667	0-2	.000	0-0	.000	0	3	3	4.8	3	6	1	1	0	8	16.7
Liberty	12/10/2025	*	18:37	3-9	.333	1-3	.333	2-2	1.000	1	7	8	5.1	2	3	1	1	1	9	15.9
Kansas	12/13/2025	*	34:08	7-17	.412	3-9	.333	0-1	.000	4	6	10	5.5	0	4	1	0	0	17	16.0
vs Ole Miss	12/21/2025	*	27:37	0-8	.000	0-4	.000	1-2	.500	1	3	4	5.4	3	3	3	0	0	1	14.8
Wake Forest	12/31/2025	*	20:48	3-12	.250	2-6	.333	0-0	.000	0	6	6	5.5	4	4	0	1	1	8	14.2
Virginia	01/03/2026	*	31:02	3-8	.375	1-2	.500	0-0	.000	1	4	5	5.4	2	1	2	0	4	7	13.7
at Boston College	01/06/2026	*	33:51	8-18	.444	4-7	.571	2-4	.500	1	3	4	5.3	3	2	1	1	1	22	14.3
at Florida St.	01/10/2026	*	32:07	6-15	.400	3-7	.429	5-6	.833	2	8	10	5.6	3	5	2	0	1	20	14.6
Totals			16 464:38	85-189	.450	34-80	.425	30-39	.769	22	68	90	5.6	45	53	22	4	14	234	14.6

## WILLIAMS CAREER STATS

SEASON	TEAM	GP-GS	MIN/AVG	FG-FGA	FG%	3FG-3FGA	3FG%	FT-FTA	FT%	OFF	DEF	TOT	AVG	PF-FO	A	TO	BLK	STL	PTS	AVG
2022-23	Nevada	33-30	1006/30.5	91-220	.414	35-98	.357	35-44	.795	40	200	240	7.3	85-3	90	30	11	47	252	7.6
2023-24	TTU	33-33	1078/32.7	131-265	.494	44-96	.458	70-80	.875	63	185	248	7.5	77-2	82	54	11	38	376	11.4
2024-25	TTU	34-34	1021/30.0	186-424	.439	48-141	.340	92-110	.836	55	131	186	5.5	74-1	123	64	13	43	512	15.1
2025-26	NCSU	16-16	465/29.0	85-189	.450	34-80	.425	30-39	.769	22	68	90	5.6	45-2	53	22	4	14	234	14.6
TOTAL FOR NCSU		16-16	465/29.0	85-189	.450	34-80	.425	30-39	.769	22	68	90	5.6	45-2	53	22	4	14	234	14.6
TOTAL		116-113	3570/30.8	493-1098	.449	161-415	.388	227-273	.832	180	584	764	6.6	281-8	348	170	39	142	1374	11.8



@PACKMENSBALL





2 PAUL McNEIL, JR.

GUARD · SOPHOMORE · 6-5 · 190 LBS. · ROCKINGHAM, NC · RICHMOND SENIOR

SEASON STATS

PPG	RPG	APG	FG%	3FG%	FT%
14.1	4.3	1.1	43.5	41.9	81.0

McNEIL'S SINGLE-GAME BEST

POINTS	
Season	47, vs Texas Southern (12/17/25)
Career	47, vs Texas Southern (12/17/25)
ACC	24, vs. Wake Forest (2/22/25)

REBOUNDS	
Season	10, vs Texas Southern (12/17/25)
Career	10, vs Texas Southern (12/17/25)
ACC	6, at Florida State (1/10/26)

FG MADE	
Season	12, vs Texas Southern (12/17/25)
Career	12, vs Texas Southern (12/17/25)
ACC	8, vs. Wake Forest (2/22/25)

FG ATTEMPTED	
Season	18, vs Texas Southern (12/17/25)
Career	18, vs Texas Southern (12/17/25)
ACC	13 (2x), last at Florida State (1/10/26)

3FG MADE	
Season	11, vs Texas Southern (12/17/25)
Career	11, vs Texas Southern (12/17/25)
ACC	5, at Florida State (1/10/26)

3FG ATTEMPTED	
Season	17, vs Texas Southern (12/17/25)
Career	17, vs Texas Southern (12/17/25)
ACC	10, at Florida State (1/10/26)

FT MADE	
Season	12, vs Texas Southern (12/17/25)
Career	12, vs Texas Southern (12/17/25)
ACC	5 (3x), last vs Virginia (1/3/26)

FT ATTEMPTED	
Season	12, vs Texas Southern (12/17/25)
Career	12, vs Texas Southern (12/17/25)
ACC	8, vs Virginia (1/3/26)

ASSISTS	
Season	3 (3x), last at Boston College (1/6/26)
Career	3 (5x), last at Boston College (1/6/26)
ACC	3 (4x), last at Boston College (1/6/26)

STEALS	
Season	2 (4x), last at Florida State (1/10/26)
Career	2 (5x), last at Florida State (1/10/26)
ACC	2 (3x), last at Florida State (1/10/26)

BLOCKS	
Season	1 (5x), last at Florida State (1/10/26)
Career	1 (7x), last at Florida State (1/10/26)
ACC	1 (4x), last at Florida State (1/10/26)

MINUTES	
Season	38, vs. Texas (11/26/25)
Career	38, vs. Texas (11/26/25)
ACC	33, at Boston College (1/6/26)

MISC. STATS

Games with 10+ points	11
Games with 20+ points	5
Games with 10+ rebounds	1
Games with 3+ assists	6
Games with 2+ steals	5
Games with 2+ blocks	0
Double-Doubles	1
Games led NCSU in points	5
Games led NCSU in rebounds	3
Games led NCSU in assists	2
Games led NCSU in steals	4
Games led NCSU in blocks	2

NOTING McNEIL, JR.

- » Earned USBWA Oscar Robertson National Player and ACC Player of the Week honors on Dec. 22 after a career performance against Texas Southern where he posted a career highs in points (47) and rebounds (10) while setting the program record for made treys (11) ... finished the week averaging 33 points and eight rebounds with 17 made shots from beyond the arc
- » Had a career outing against Texas Southern on Dec. 17 as he finished with a career high 47 points and 10 boards to record his first double-double ... went 11-for-17 from the arc to set the single game program record and his 47 points marked the fifth most in a game for the Wolfpack in program history in addition to being the most points scored by an ACC player since 1991 ... his points marked the second most by a D1 player this season and his 11 treys tied for the most by a D1 player this season
- » Finished with 16 points on 50 percent shooting from all areas of the floor in the season opener against NC Central on Nov. 3
- » Only scholarship player to return from last season's NC State (one of just two returnees overall from last year's team)
- » Appeared in 24 games, making three starts last season for the Pack ... Averaged 4.2 points, 1.3 rebounds and 0.8 assists per game
- » Shot 35.6 percent (16-of-45) from three-point range ... Made multiple three-pointers in five games, all five games occurred in the last month of the 2024-25 season
- » Scored in double figures in four of the last eight games of his freshman season
- » Scored season-high 24 points on 8-of-13 shooting, including 4-of-7 from three-point range in win over Wake Forest on Feb. 22 ... 24 points tied for the most by an NC State player in the 2024-25 season.
- » Consensus four-star recruit in Class of 2024 ... No. 45 overall recruit by ESPN, No. 49 overall by Rivals, No. 66 overall by On3 and No. 77 overall by 247Sports
- » Finished high school career with 2,448 points ... Richmond Senior's all-time leading scorer and graduated 14th on the North Carolina High School Athletic Association (NCHSAA) all-time scoring list
- » Set NCHSAA single-game scoring record on Jan. 16, 2024, scoring 71 points as Richmond Senior beat Lee County, 118-52 ... Previous record of 67 points had stood since 1950 (Clayton's Bob Poole) ... Shot 28-of-49 in game, setting another single-game record for most field goals in a single game ... Previous record of 25 was done twice, most recently in 1982


2025-26 GAME-GAME STATS

Opponent	Date	GS	MIN	Total		3-Pointers		Free throws		Rebounds				PF	A	TO	BLK	STL	PTS	AVG
				FG-FGA	PCT	3FG-3FGA	PCT	FT-FTA	PCT	OFF	DEF	TOT	AVG							
N.C. Central	11/03/2025	*	26:43	5-10	.500	4-7	.571	2-3	.667	1	3	4	4.0	0	0	0	0	1	16	16.0
UAB	11/07/2025	*	26:18	6-11	.545	3-8	.375	3-4	.750	0	4	4	4.0	1	3	0	0	1	18	17.0
UNC Greensboro	11/12/2025	*	31:49	8-16	.500	6-13	.462	5-5	1.000	0	5	5	4.3	2	2	0	1	0	27	20.3
VCU	11/17/2025	*	27:56	0-4	.000	0-4	.000	0-0	.000	1	8	9	5.5	2	3	1	1	1	0	15.3
vs Seton Hall	11/24/2025	*	28:54	2-9	.222	1-5	.200	4-4	1.000	1	2	3	5.0	3	1	0	0	0	9	14.0
vs Boise St.	11/25/2025	*	20:04	3-8	.375	2-5	.400	2-2	1.000	0	2	2	4.5	2	0	0	0	0	10	13.3
vs Texas	11/26/2025	*	38:24	6-11	.545	3-6	.500	5-6	.833	0	3	3	4.3	2	0	1	0	2	20	14.3
at Auburn	12/03/2025	*	25:47	3-9	.333	1-5	.200	0-0	.000	1	3	4	4.3	1	2	0	0	2	7	13.4
UNC Asheville	12/06/2025	*	18:20	1-6	.167	1-6	.167	0-0	.000	0	5	5	4.3	2	0	1	0	0	3	12.2
Liberty	12/10/2025	*	17:04	2-4	.500	2-4	.500	0-0	.000	1	1	2	4.1	2	0	1	0	1	6	11.6
Kansas	12/13/2025	*	17:47	1-7	.143	1-5	.200	1-3	.333	1	1	2	3.9	0	0	0	0	1	4	10.9
Texas Southern	12/17/2025	*	26:53	12-18	.667	11-17	.647	12-12	1.000	4	6	10	4.4	1	0	0	0	1	47	13.9
vs Ole Miss	12/21/2025	*	30:33	6-12	.500	6-12	.500	1-3	.333	1	5	6	4.5	1	2	1	0	0	19	14.3
Wake Forest	12/31/2025	*	25:42	3-6	.500	2-5	.400	5-5	1.000	0	2	2	4.4	0	0	0	1	2	13	14.2
Virginia	01/03/2026	*	29:59	3-7	.429	2-6	.333	5-8	.625	1	3	4	4.3	2	1	0	1	0	13	14.1
at Boston College	01/06/2026	*	33:07	2-10	.200	2-6	.333	0-0	.000	0	2	2	4.2	0	3	0	0	1	6	13.6
at Florida St.	01/10/2026	*	29:43	7-13	.538	5-10	.500	2-3	.667	2	4	6	4.3	2	1	0	1	2	21	14.1
Totals			16 455:04	70-161	.435	52-124	.419	47-58	.810	14	59	73	4.3	23	18	5	5	15	239	14.1

McNEIL JR'S CAREER STATS

SEASON	TEAM	GP-GS	MIN/AVG	FG-FGA	FG%	3FG-3FGA	3FG%	FT-FTA	FT%	OFF	DEF	TOT	AVG	PF-FO	A	TO	BLK	STL	PTS	AVG
2024-25	NCSU	24-3	208/8.7	33-75	.440	16-45	.356	19-25	.760	17	15	32	1.3	17-0	19	7	2	6	101	4.2
2025-26	NCSU	17-16	455/26.8	70-161	.435	52-124	.419	47-58	.810	14	59	73	4.3	23-0	18	5	5	15	239	14.1
TOTAL		41-19	663/16.2	103-236	.436	68-169	.402	66-83	.795	31	74	105	2.6	40-0	37	12	7	21	340	8.3





3 MATT ABLE

GUARD · FRESHMAN · 6-6 · 205 LBS. · BALTIMORE, MD · SAGEMONT PREP

SEASON STATS

PPG	RPG	APG	FG%	3FG%	FT%
8.6	3.2	1.1	41.1	37.7	79.2

ABLE'S SINGLE-GAME BEST

**POINTS**  
Season ..... 15 (2x), last at Florida State (1/10/26)  
ACC ..... 15, at Florida State (1/10/26)

**REBOUNDS**  
Season ..... 7, vs. NC Central (11/3/25)  
ACC ..... 6, at Boston College (1/6/26)

**FG MADE**  
Season ..... 6, vs. Seton Hall (11/24/25)  
ACC ..... 5, at Florida State (1/10/26)

**FG ATTEMPTED**  
Season ..... 12, vs. Seton Hall (11/24/25)  
ACC ..... 11, at Florida State (1/10/26)

**3FG MADE**  
Season ..... 5, at Florida State (1/10/26)  
ACC ..... 5, at Florida State (1/10/26)

**3FG ATTEMPTED**  
Season ..... 8, vs. NC Central (11/3/25)  
ACC ..... 7, at Florida State (1/10/26)

**FT MADE**  
Season ..... 4 (2x), last vs Liberty (12/10/25)  
ACC ..... 3, vs Virginia (1/3/26)

**FT ATTEMPTED**  
Season ..... 5, vs Liberty (12/10/25)  
ACC ..... 3, vs Virginia (1/3/26)

**ASSISTS**  
Season ..... 4, vs. NC Central (11/3/25)  
ACC ..... 2 (2x), last at Florida State (1/10/26)

**STEALS**  
Season ..... 5, vs. Boise State (11/25/25)  
ACC ..... 2, at Boston College (1/6/26)

**BLOCKS**  
Season ..... 2, vs UNC Asheville (12/6/35)  
ACC .....

**MINUTES**  
Season ..... 27, vs. NC Central (11/3/25)  
ACC ..... 32, at Boston College (1/6/26)

MISC. STATS

Games with 10+ points ..... 8  
Games with 20+ points ..... 0  
Games with 10+ rebounds ..... 0  
Games with 3+ assists ..... 1  
Games with 2+ steals ..... 6  
Games with 2+ blocks ..... 1  
Double-Doubles ..... 0  
Games led NCSU in points ..... 1  
Games led NCSU in rebounds ..... 2  
Games led NCSU in assists ..... 0  
Games led NCSU in steals ..... 5  
Games led NCSU in blocks ..... 4

NOTING ABLE

- » Tied a career high of 15 points at Florida State on 1/10// made a career high five treys on seven attempts
- » Grabbed a career high five steals in the win over Boise State on Nov. 25 to become the first freshman since Lavar Batts, Jr. (2017-18) to do so during their rookie campaign
- » Scored a career high 15 points on 50-percent shooting from the floor against Seton Hall on Nov. 24 ... also posted a career high two blocks
- » Made his debut for the Pack against NC Central ... posted 14 points and grabbed half as many boards with four assists and two steals
- » Was standout player on the 2025 summer camp circuit, playing at many NBA players prospect camps ... Starred at the Donovan Mitchell, CP3 (Chris Paul) and Jayson Tatum Camps and was named MVP at the Formula Zero Camp hosted by Damian Lillard
- » Consensus four-star recruit in Class of 2025 ... No. 19 overall recruit by On3, No. 24 overall by ESPN, No. 25 overall by Rivals and No. 28 overall by 247Sports
- » Highest ranked freshman signee for the Pack since Dennis Smith, Jr., signed with NC State in the fall of 2015
- » Played senior season at Sagemont Prep in Weston, Fla. ... Averaged 20.4 points, 5.9 rebounds, 3.7 steals and 2.9 assists per game ... Shot 43 percent from the field, 40 percent from three-point range and 94 percent from the free throw line
- » Led Lions to Florida High School Athletic Association 1A state championship
- » Named Florida Dairy Farmers Class 1A boys basketball player of the year

2025-26 GAME-GAME STATS

Opponent	Date	GS	MIN	Total		3-Pointers		Free throws		Rebounds				PF	A	TO	BLK	STL	PTS	AVG
				FG-FGA	PCT	3FG-3FGA	PCT	FT-FTA	PCT	OFF	DEF	TOT	AVG							
N.C. Central	11/03/2025		27:05	5-11	.455	3-8	.375	1-2	.500	0	7	7	7.0	0	4	1	0	2	14	14.0
UAB	11/07/2025		25:38	3-8	.375	1-6	.167	0-0	.000	1	5	6	6.5	1	2	1	1	0	7	10.5
UNC Greensboro	11/12/2025		25:01	3-9	.333	2-5	.400	2-2	1.000	1	1	2	5.0	3	1	2	0	0	10	10.3
VCU	11/17/2025		17:25	3-4	.750	2-3	.667	4-4	1.000	0	3	3	4.5	1	1	0	0	0	12	10.8
vs Seton Hall	11/24/2025		25:17	6-12	.500	2-5	.400	1-3	.333	0	2	2	4.0	3	1	3	1	2	15	11.6
vs Boise St.	11/25/2025		20:49	3-7	.429	1-4	.250	2-2	1.000	0	3	3	3.8	2	2	1	0	5	9	11.2
vs Texas	11/26/2025		08:48	0-5	.000	0-1	.000	0-0	.000	0	2	2	3.6	1	0	0	1	0	0	9.6
at Auburn	12/03/2025		23:31	2-11	.182	1-6	.167	0-0	.000	2	1	3	3.5	2	1	1	0	3	5	9.0
UNC Asheville	12/06/2025		19:56	5-8	.625	3-5	.600	0-0	.000	0	4	4	3.6	2	1	1	2	1	13	9.4
Liberty	12/10/2025		18:37	4-6	.667	1-2	.500	4-5	.800	0	4	4	3.6	1	1	2	0	1	13	9.8
Kansas	12/13/2025		13:03	1-4	.250	1-3	.333	0-0	.000	1	1	2	3.5	3	0	0	0	1	3	9.2
Texas Southern	12/17/2025		20:20	3-9	.333	0-4	.000	0-0	.000	2	1	3	3.4	3	1	1	0	3	6	8.9
vs Ole Miss	12/21/2025		07:29	0-0	.000	0-0	.000	0-0	.000	0	0	0	3.2	1	0	0	0	1	0	8.2
Wake Forest	12/31/2025		18:16	3-7	.429	1-4	.250	2-2	1.000	0	2	2	3.1	1	0	0	0	1	9	8.3
Virginia	01/03/2026		18:10	1-5	.200	0-2	.000	3-3	1.000	0	1	1	2.9	1	0	2	0	1	5	8.1
at Boston College	01/06/2026		31:36	4-7	.571	3-4	.750	0-1	.000	3	3	6	3.1	2	2	0	0	2	11	8.3
at Florida St.	01/10/2026		23:51	5-11	.455	5-7	.714	0-0	.000	1	4	5	3.2	4	2	1	0	0	15	8.6
Totals			0 344:51	51-124	.411	26-69	.377	19-24	.792	11	44	55	3.2	31	19	16	5	23	147	8.6

ABLE'S CAREER STATS

SEASON	TEAM	GP-GS	MIN/AVG	FG-FGA	FG%	3FG-3FGA	3FG%	FT-FTA	FT%	OFF	DEF	TOT	AVG	PF-FO	A	TO	BLK	STL	PTS	AVG
2025-26	NCSU	17-0	345/20.3	51-124	.411	26-69	.377	19-24	.792	11	44	55	3.2	31-0	19	16	5	23	147	8.6
TOTAL		17-0	345/20.3	51-124	.411	26-69	.377	19-24	.792	11	44	55	3.2	31-0	19	16	5	23	147	8.6





# 5 TRE HOLLOMAN

GUARD · SENIOR · 6-2 · 195 LBS. · MINNEAPOLIS, MN · CRETIN-DERHAM

## SEASON STATS

PPG	RPG	APG	FG%	3FG%	FT%
10.2	1.6	2.4	45.7	43.5	83.3

## HOLLOMAN'S SINGLE-GAME BEST

POINTS
Season ..... 25, vs VCU (11/17/25)
Career ..... 25, vs VCU (11/17/25)
ACC ..... 4, vs Wake Forest (12/31/25)

REBOUNDS
Season ..... 4 (3x), last vs Texas Southern (12/17/25)
Career ..... 6, vs. Stony Brook (12/21/23)
ACC ..... 1, vs Wake Forest (12/31/25)

FG MADE
Season ..... 6 (2x), last vs. Ole Miss
Career ..... 8, vs. Michigan (3/9/25)
ACC ..... 1, vs Wake Forest (12/31/25)

FG ATTEMPTED
Season ..... 16, vs Kansas (12/13/25)
Career ..... 16, vs Kansas (12/13/25)
ACC ..... 4, vs Wake Forest (12/31/25)

3FG MADE
Season ..... 4 (3x), last vs. Ole Miss
Career ..... 5, vs. Alcorn (11/19/23)
ACC ..... 1, vs Wake Forest (12/31/25)

3FG ATTEMPTED
Season ..... 12, vs Kansas (12/13/25)
Career ..... 12, vs Kansas (12/13/25)
ACC ..... 3, vs Wake Forest (12/31/25)

FT MADE
Season ..... 10, vs VCU (11/17/25)
Career ..... 10, vs VCU (11/17/25)
ACC ..... 1, vs Wake Forest (12/31/25)

FT ATTEMPTED
Season ..... 10, vs VCU (11/17/25)
Career ..... 10, vs VCU (11/17/25)
ACC ..... 2, vs Wake Forest (12/31/25)

ASSISTS
Season ..... 5, vs. UAB (11/7/25)
Career ..... 10, vs. Georgia Southern (11/18/23)
ACC ..... 2, vs Wake Forest (12/31/25)

STEALS
Season ..... 3 (2x), last vs. Boise State (11/25/25)
Career ..... 6, vs. Samford (11/9/24)
ACC .....

BLOCKS
Season ..... 1 (2x), last vs. Boise State (11/25/25)
Career ..... 4, vs. Bowling Green (11/16/24)
ACC ..... 1, vs Wake Forest (12/31/25)

MINUTES
Season ..... 38, vs Kansas (12/13/25)
Career ..... 38, vs Kansas (12/13/25)
ACC ..... 28, vs Wake Forest (12/31/25)

## MISC. STATS

Games with 10+ points .....	29
Games with 20+ points .....	2
Games with 10+ rebounds .....	0
Games with 3+ assists .....	45
Games with 2+ steals .....	12
Games with 2+ blocks .....	1
Double-Doubles .....	0
Games led NCSU in points .....	0
Games led NCSU in rebounds .....	0
Games led NCSU in assists .....	3
Games led NCSU in steals .....	0
Games led NCSU in blocks .....	2

## NOTING HOLLOMAN

- » Scored a career high 25 points against VCU on Nov. 17 ... shot 50-percent from the floor and went 10-for-10 from the foul line to set a new career high
- » Senior who comes to the Pack after spending first three years of college at Michigan State
- » Co-captain of a Spartan team that advanced to the Elite 8 last season
- » Appeared in 37 games, making 16 starts ... Averaged 9.1 points, 3.7 assists and 1.9 rebounds per game
- » Shot 85.1 percent from the foul line ... Made second-most threes (48) on team and ranked second on the team in assists and tied for second in steals
- » Made a buzzer-beating three from beyond half-court to win at 16th-ranked Maryland on 2/26/25
- » Finished high school career with 2,072 points, 1,103 assists, 669 rebounds and 422 steals, becoming just the third player in Minnesota state history to accumulate those numbers
- » Was also a three-star defensive back recruit in football in high school

## 2025-26 GAME-GAME STATS

Opponent	Date	GS	MIN	Total		3-Pointers		Free throws		Rebounds				PF	A	TO	BLK	STL	PTS	AVG
				FG-FGA	PCT	3FG-3FGA	PCT	FT-FTA	PCT	OFF	DEF	TOT	AVG							
N.C. Central	11/03/2025	*	25:14	5-8	.625	4-7	.571	1-2	.500	0	1	1	1.0	0	2	3	0	3	15	15.0
UAB	11/07/2025	*	31:42	5-9	.556	1-3	.333	3-4	.750	0	2	2	1.5	3	5	2	0	0	14	14.5
UNC Greensboro	11/12/2025	*	04:22	0-0	.000	0-0	.000	0-0	.000	0	0	0	1.0	1	0	1	0	0	0	9.7
VCU	11/17/2025	*	33:56	6-12	.500	3-6	.500	10-10	1.000	0	4	4	1.8	1	1	5	0	0	25	13.5
vs Seton Hall	11/24/2025	*	27:24	3-5	.600	1-2	.500	4-5	.800	0	1	1	1.6	2	2	2	1	1	11	13.0
vs Boise St.	11/25/2025	*	31:48	2-5	.400	2-2	1.000	2-2	1.000	1	3	4	2.0	5	4	1	1	3	8	12.2
vs Texas	11/26/2025	*	18:23	2-4	.500	1-1	1.000	0-0	.000	0	1	1	1.9	5	2	0	0	0	5	11.1
at Auburn	12/03/2025	*	28:41	5-11	.455	4-9	.444	2-2	1.000	1	2	3	2.0	1	4	1	0	1	16	11.8
UNC Asheville	12/06/2025	*	28:46	3-8	.375	2-3	.667	0-0	.000	0	1	1	1.9	1	3	2	0	0	8	11.3
Liberty	12/10/2025	*	24:06	4-7	.571	1-4	.250	2-3	.667	0	0	0	1.7	1	2	1	0	1	11	11.3
Kansas	12/13/2025	*	37:54	4-16	.250	3-12	.250	0-0	.000	0	2	2	1.7	1	4	0	0	1	11	11.3
Texas Southern	12/17/2025		18:28	2-5	.400	0-2	.000	5-6	.833	0	4	4	1.9	2	3	2	0	0	9	11.1
vs Ole Miss	12/21/2025		26:23	6-10	.600	4-7	.571	0-0	.000	0	0	0	1.8	4	1	2	0	0	16	11.5
Wake Forest	12/31/2025		27:54	1-4	.250	1-3	.333	1-2	.500	0	1	1	1.7	2	2	2	1	0	4	10.9
Virginia	01/03/2026		08:29	0-1	.000	0-1	.000	0-0	.000	0	0	0	1.6	0	1	1	0	0	0	10.2
Totals			11 373:30	48-105	.457	27-62	.435	30-36	.833	2	22	24	1.6	29	36	25	3	10	153	10.2

## HOLLOMAN'S CAREER STATS

SEASON	TEAM	GP-GS	MIN/AVG	FG-FGA	FG%	3FG-3FGA	3FG%	FT-FTA	FT%	OFF	DEF	TOT	AVG	PF-FO	A	TO	BLK	STL	PTS	AVG
2022-23	MSU	34-0	292/8.6	17-44	.386	3-13	.231	6-10	.600	3	24	27	0.8	33-0	29	11	3	5	43	1.3
2023-24	MSU	35-2	690/19.7	73-155	.471	34-80	.425	20-25	.800	7	49	56	1.6	48-0	84	30	9	21	200	5.7
2024-25	MSU	37-16	853/23.1	113-303	.373	48-146	.329	63-74	.851	7	64	71	1.9	63-1	137	58	9	30	337	9.1
2025-26	NCSU	15-11	374/24.9	48-105	.457	27-62	.435	30-36	.833	2	22	24	1.6	29-2	36	25	3	10	153	10.2
TOTAL FOR NCSU		15-11	374/24.9	48-105	.457	27-62	.435	30-36	.833	2	22	24	1.6	29-2	36	25	3	10	153	10.2
TOTAL		121-29	2209/18.3	251-607	.414	112-301	.372	119-145	.821	19	159	178	1.5	173-3	286	124	24	66	733	6.1



@PACKMENSBALL



7 ALYN BREED

GUARD · REDSHIRT SENIOR · 6-3 · 200 LBS. · POWDER SPRINGS, GA · MCEACHEM (PROVIDENCE)

SEASON STATS

PPG	RPG	APG	FG%	3FG%	FT%
4.8	2.2	1.3	41.4	32.0	90.9

BREED'S SINGLE-GAME BEST

**POINTS**  
Season ..... 12, vs Virginia (1/3/26)  
Career ..... 18 (2x), last vs. South Dakota State (11/4/24)  
ACC ..... 12, vs Virginia (1/3/26)

**REBOUNDS**  
Season ..... 6 (2x), last vs. Ole Miss  
Career ..... 11, at Villanova (1/23/21)  
ACC ..... 4, vs Wake Forest (12/31/25)

**FG MADE**  
Season ..... 3 (3x), last at Florida State (1/10/26)  
Career ..... 7, at Alabama (11/23/21)  
ACC ..... 3 (2x), last at Florida State (1/10/26)

**FG ATTEMPTED**  
Season ..... 8, vs. Ole Miss  
Career ..... 14, at Alabama (11/11/24)  
ACC ..... 7, vs Virginia (1/3/26)

**3FG MADE**  
Season ..... 2, at Florida State (1/10/26)  
Career ..... 3, vs. Sacred Heart (11/11/21)  
ACC ..... 2, at Florida State (1/10/26)

**3FG ATTEMPTED**  
Season ..... 4, vs. Ole Miss  
Career ..... 5 (2x), last vs. Marquette (12/20/22)  
ACC ..... 3 (2x), last at Florida State (1/10/26)

**FT MADE**  
Season ..... 6, vs Virginia (1/3/26)  
Career ..... 7 (2x), last vs. South Dakota State (11/4/24)  
ACC ..... 6, vs Virginia (1/3/26)

**FT ATTEMPTED**  
Season ..... 6, vs Virginia (1/3/26)  
Career ..... 8 (2x), last vs. Marquette (12/20/22)  
ACC ..... 6, vs Virginia (1/3/26)

**ASSISTS**  
Season ..... 4 (2x), last vs Texas Southern (12/17/25)  
Career ..... 5, at Georgetown (1/30/21)  
ACC ..... 1, at Florida State (1/10/26)

**STEALS**  
Season ..... 3, vs Virginia (1/3/26)  
Career ..... 3 (4x), last vs Virginia (1/3/26)  
ACC ..... 3, vs Virginia (1/3/26)

**BLOCKS**  
Season ..... 1, vs Liberty (12/10/25)  
Career ..... 1 (3x), last at Villanova (3/1/22)  
ACC .....

**MINUTES**  
Season ..... 27, vs UNCg (11/12/25)  
Career ..... 42, vs. Marquette (1/27/21)  
ACC ..... 24, vs Virginia (1/3/26)

MISC. STATS

Games with 10+ points ..... 12  
Games with 20+ points ..... 0  
Games with 10+ rebounds ..... 1  
Games with 3+ assists ..... 17  
Games with 2+ steals ..... 15  
Games with 2+ blocks ..... 0  
Double-Doubles ..... 1  
Games led NCSU in points ..... 0  
Games led NCSU in rebounds ..... 0  
Games led NCSU in assists ..... 0  
Games led NCSU in steals ..... 1  
Games led NCSU in blocks ..... 1

NOTING BREED

- » Scored a season high 12 points against Virginia on 1/3 ... went 6-for-6 from the charity stripe and tallied three steals to tie both a career and season high
- » Comes to NC State after two years at McNeese and three at Providence ... One of just two players on the roster (Quadir Copeland) who has played for Will Wade before
- » Redshirted in 2023-24 season at McNeese and then was injured after two games last season for McNeese ... started in first two games of season ... Scored 18 points on 5-of-9 shooting and had three steals against South Dakota State and scored 17 points on 7-of-14 shooting and added five rebounds at Alabama.
- » In three years at Providence, appeared in 88 and made 30 starts ... averaged 4.8 points, 2.4 rebounds and 1.5 assists per game as a junior in the 2022-23 season

2025-26 GAME-GAME STATS

Opponent	Date	GS	MIN	Total		3-Pointers		Free throws		Rebounds				PF	A	TO	BLK	STL	PTS	AVG
				FG-FGA	PCT	3FG-3FGA	PCT	FT-FTA	PCT	OFF	DEF	TOT	AVG							
N.C. Central	11/03/2025		04:57	0-0	.000	0-0	.000	2-2	1.000	0	0	0	0.0	0	2	0	0	0	2	2.0
UNC Greensboro	11/12/2025		26:42	1-1	1.000	0-0	.000	2-3	.667	2	2	4	2.0	2	4	0	0	1	4	3.0
VCU	11/17/2025		08:28	0-1	.000	0-0	.000	0-0	.000	0	0	0	1.3	0	0	0	0	0	0	2.0
vs Seton Hall	11/24/2025		06:19	0-1	.000	0-0	.000	0-0	.000	0	1	1	1.3	1	0	1	0	0	0	1.5
vs Boise St.	11/25/2025		12:02	1-2	.500	1-2	.500	2-2	1.000	0	2	2	1.4	2	2	0	0	1	5	2.2
vs Texas	11/26/2025		14:27	2-4	.500	1-2	.500	2-2	1.000	0	1	1	1.3	5	0	1	0	0	7	3.0
at Auburn	12/03/2025		08:40	0-1	.000	0-0	.000	0-0	.000	0	0	0	1.1	1	0	1	0	1	0	2.6
UNC Asheville	12/06/2025		19:36	0-1	.000	0-1	.000	2-2	1.000	0	3	3	1.4	3	2	0	0	0	2	2.5
Liberty	12/10/2025		17:46	3-6	.500	0-2	.000	0-0	.000	2	2	4	1.4	2	3	1	1	0	6	2.9
Kansas	12/13/2025		23:37	2-4	.500	1-3	.333	1-2	.500	0	4	4	1.7	4	0	0	0	1	6	3.2
Texas Southern	12/17/2025	*	20:28	3-6	.500	1-2	.500	2-2	1.000	2	4	6	2.1	1	4	0	0	1	9	3.7
vs Ole Miss	12/21/2025	*	22:11	2-8	.250	1-4	.250	1-1	1.000	0	6	6	2.4	1	3	2	0	2	6	3.9
Wake Forest	12/31/2025	*	16:41	2-5	.400	0-3	.000	0-0	.000	0	4	4	2.5	1	0	2	0	1	4	3.9
Virginia	01/03/2026	*	24:17	3-7	.429	0-2	.000	6-6	1.000	0	0	0	2.4	3	0	1	0	3	12	4.5
at Boston College	01/06/2026	*	15:23	2-6	.333	1-1	1.000	0-0	.000	0	1	1	2.3	2	0	0	0	0	5	4.5
at Florida St.	01/10/2026	*	17:40	3-5	.600	2-3	.667	0-0	.000	0	1	1	2.2	5	1	0	0	1	8	4.8
Totals			6 259:14	24-58	.414	8-25	.320	20-22	.909	4	31	35	2.2	33	21	9	1	12	76	4.8

BREED'S CAREER STATS

SEASON	TEAM	GP-GS	MIN/AVG	FG-FGA	FG%	3FG-3FGA	3FG%	FT-FTA	FT%	OFF	DEF	TOT	AVG	PF-FO	A	TO	BLK	STL	PTS	AVG
2020-21	PROV	23-13	438/19.0	39-96	.406	9-34	.265	27-37	.730	3	46	49	2.1	35-0	20	20	2	10	114	5.0
2021-22	PROV	33-8	432/13.1	30-103	.291	9-42	.214	38-47	.809	8	33	41	1.2	48-0	27	30	1	18	107	3.2
2022-23	PROV	32-9	590/18.4	51-128	.398	13-47	.277	38-46	.826	5	71	76	2.4	54-1	49	39	0	24	153	4.8
2024-25	McN	2-2	60/29.9	12-23	.522	2-4	.500	9-9	1.000	2	4	6	3.0	6-0	3	8	0	3	35	17.5
2025-26	NCSU	16-6	259/16.2	24-58	.414	8-25	.320	20-22	.909	4	31	35	2.2	33-2	21	9	1	12	76	4.8
TOTAL FOR NCSU		16-6	259/16.2	24-58	.414	8-25	.320	20-22	.909	4	31	35	2.2	33-2	21	9	1	12	76	4.8
TOTAL		106-38	1778/16.8	156-408	.382	41-152	.270	132-161	.820	22	185	207	2.0	176-3	120	106	4	67	485	4.6





# 10 JAYME KONTUNIEMI

GUARD · FRESHMAN · 6-4 · 215 LBS. · HELSINKI, FINLAND

## SEASON STATS

PPG	RPG	APG	FG%	3FG%	FT%

## KONTUNIEMI'S SINGLE-GAME BEST

**POINTS**  
Season .....  
ACC .....

**REBOUNDS**  
Season .....  
ACC .....

**FG MADE**  
Season .....  
ACC .....

**FG ATTEMPTED**  
Season .....  
ACC .....

**3FG MADE**  
Season .....  
ACC .....

**3FG ATTEMPTED**  
Season .....  
ACC .....

**FT MADE**  
Season .....  
ACC .....

**FT ATTEMPTED**  
Season .....  
ACC .....

**ASSISTS**  
Season .....  
ACC .....

**STEALS**  
Season .....  
ACC .....

**BLOCKS**  
Season .....  
ACC .....

**MINUTES**  
Season .....  
ACC .....

## MISC. STATS

Games with 10+ points .....	0
Games with 20+ points .....	0
Games with 10+ rebounds .....	0
Games with 3+ assists .....	0
Games with 2+ steals .....	0
Games with 2+ blocks .....	0
Double-Doubles .....	0
Games led NCSU in points .....	0
Games led NCSU in rebounds .....	0
Games led NCSU in assists .....	0
Games led NCSU in steals .....	0
Games led NCSU in blocks .....	0

## NOTING KONTUNIEMI

- » One of two international players (Musa Sagnia) on this year's roster
- » Played the 2024-25 season for Drive Academy Espoo U20 in the European Youth Basketball League U20 ... Helped lead team to 12-0 record and EYBL U20 Championship
- » Played for Drive Basketball Espoo U20 team in 2023-24 season ... Averaged 6.4 points, 3.4 rebounds and 1.9 assists per game ... Also played for Drive Basketball Academy Black team in U19 league in 2023-24 ... Led team to Finnish U19 Regular Season and League Championship
- » Played for Omnia Espoo BA U20 team in Sweden-EYBL and Pantterit Helsinki in Finland-1st Division in 2022-23 season
- » Helped lead Omnia to EYBL U20 North Finalist finish
- » Was a member of the Finnish U18 National Team in 2023.

## 2025-26 GAME-GAME STATS

## KONTUNIEMI'S CAREER STATS



@PACKMENSBALL





# 11 QUADIR COPELAND

GUARD · SENIOR · 6-6 · 220 LBS. · PHILADELPHIA, PA · IMG ACADEMY (SYRACUSE/MCNEESE)

## SEASON STATS

PPG	RPG	APG	FG%	3FG%	FT%
13.5	3.2	6.1	57.0	51.6	75.0

## COPELAND'S SINGLE-GAME BEST

### POINTS

Season	28, vs. Texas (11/26/25)
Career	28, vs. Texas (11/26/25)
ACC	25, at NC State (2/20/24)

### REBOUNDS

Season	8, vs Kansas (12/13/25)
Career	13, vs. New Hampshire (11/6/23)
ACC	9, vs. Pitt (12/30/23)

### FG MADE

Season	10, vs. Texas (11/26/25)
Career	10 (2x), last vs. Texas (11/26/25)
ACC	10, at NC State (2/20/24)

### FG ATTEMPTED

Season	14 (2x), last vs Kansas (12/13/25)
Career	14 (3x), last vs Kansas (12/13/25)
ACC	13 (2x), last at Clemson (3/5/24)

### 3FG MADE

Season	2 (5x), last vs Virginia (1/3/26)
Career	3, at Clemson (3/5/24)
ACC	3, at Clemson (3/5/24)

### 3FG ATTEMPTED

Season	4 (2x), last vs Virginia (1/3/26)
Career	6 (2x), last at Clemson (3/5/24)
ACC	6 (2x), last at Clemson (3/5/24)

### FT MADE

Season	8, vs. NC Central (11/3/25)
Career	13, vs. Pitt (12/30/23)
ACC	13, vs. Pitt (12/30/23)

### FT ATTEMPTED

Season	10 (2x), last vs. Texas (11/26/25)
Career	15, vs. Pitt (12/30/23)
ACC	15, vs. Pitt (12/30/23)

### ASSISTS

Season	10, at Boston College (1/6/26)
Career	11 (2x), last at Northwestern State (1/6/25)
ACC	10, at Boston College (1/6/26)

### STEALS

Season	3 (4x), last at Boston College (1/6/26)
Career	5 (2x), last at East Texas A&M (1/4/25)
ACC	4, at Boston College (1/30/24)

### BLOCKS

Season	1, vs. Boise State (11/25/25)
Career	2 (3x), last vs. New Orleans (12/28/24)
ACC	2 (2x), last at NC State (2/20/24)

### MINUTES

Season	39, vs Kansas (12/13/25)
Career	39, vs Kansas (12/13/25)
ACC	34, vs Virginia (1/3/26)

## MISC. STATS

Games with 10+ points	44
Games with 20+ points	6
Games with 10+ rebounds	1
Games with 3+ assists	55
Games with 2+ steals	36
Games with 2+ blocks	4
Double-Doubles	4
Games led NCSU in points	6
Games led NCSU in rebounds	1
Games led NCSU in assists	14
Games led NCSU in steals	7
Games led NCSU in blocks	0

## NOTING COPELAND

- » Ranks fifth in the ACC, 13th among P4 schools, and 25th in the nation for assists per game (6.1) and posted a season high 10 assists in the win at Boston College on 1/6
- » Marked the first time in his career with consecutive 20+ point games after finishing with 28 points against Texas ( Nov. 26) and 22 at Auburn (Dec. 3)
- » Scored a career high 28 points against Texas on Nov. 26 to lead the Pack ... went 10-of-14 from the floor and shot over 60-percent from long range (2-for-3) and the charity stripe (6-of-10)
- » Made his debut for the Pack against NC Central ... finished with 15 points and shot over 80 percent from the floor ... added three assists, a pair of rebounds and a pair of steals to his stat line
- » Comes to NC State after one year at McNeese and two at Syracuse ... One of just two players on the roster (Alyn Breed) who has played for Will Wade before
- » Appeared in 32 games, making 24 starts last season for McNeese ... Averaged 9.5 points, 4.8 assists, 3.3 rebounds and 1.4 steals per game ... Led team in assists and was second in steals ... 2025 All-Southland Conference Second Team and 2025 Southland Conference All-Tournament Team
- » 147 assists on the season were ninth-most in single season in program history ... Had three point-assist double-doubles on the season
- » Appeared in 32 games, making 1 start as a sophomore at Syracuse ... Averaged 9.6 points, 4.6 rebounds, 2.8 assists and 1.5 steals per game ... Second on the team in assists and third in steals ... Ranked ninth in the ACC in steals
- » Coincidentally, his career-high of 25 points on 10-of-13 shooting was accomplished at NC State on 2/20/24

## 2025-26 GAME-GAME STATS

Opponent	Date	GS	MIN	Total		3-Pointers		Free throws		Rebounds				PF	A	TO	BLK	STL	PTS	AVG	
				FG-FGA	PCT	3FG-3FGA	PCT	FT-FTA	PCT	OFF	DEF	TOT	AVG								
N.C. Central	11/03/2025	*	17:54	3-3	1.000	1-1	1.000	8-10	.800	0	2	2	2.0	4	3	0	0	2	15	15.0	
UAB	11/07/2025	*	25:23	5-7	.714	2-3	.667	6-7	.857	1	0	1	1.5	2	5	5	0	1	18	16.5	
UNC Greensboro	11/12/2025	*	23:33	5-7	.714	1-1	1.000	2-2	1.000	0	3	3	2.0	3	6	0	0	0	13	15.3	
VCU	11/17/2025	*	23:26	2-6	.333	0-0	.000	3-6	.500	2	3	5	2.8	4	4	3	0	2	7	13.3	
vs Seton Hall	11/24/2025	*	27:23	2-5	.400	0-2	.000	2-2	1.000	0	1	1	2.4	4	6	2	0	1	6	11.8	
vs Boise St.	11/25/2025	*	22:11	2-5	.400	0-1	.000	4-5	.800	0	3	3	2.5	5	3	4	1	0	8	11.2	
vs Texas	11/26/2025	*	33:03	10-14	.714	2-3	.667	6-10	.600	0	4	4	2.7	4	6	2	0	1	28	13.6	
at Auburn	12/03/2025	*	27:37	8-12	.667	2-3	.667	4-6	.667	0	1	1	2.5	3	3	1	0	3	22	14.6	
UNC Asheville	12/06/2025	*	25:17	4-9	.444	1-2	.500	4-6	.667	0	1	1	2.3	3	8	3	0	3	13	14.4	
Liberty	12/10/2025	*	23:54	4-6	.667	1-2	.500	2-3	.667	1	6	7	2.8	2	7	1	0	1	11	14.1	
Kansas	12/13/2025	*	39:13	6-14	.429	0-1	.000	7-7	1.000	1	7	8	3.3	3	6	6	0	2	19	14.5	
Texas Southern	12/17/2025	*	18:43	3-5	.600	1-1	1.000	0-0	.000	0	3	3	3.3	0	9	2	0	0	7	13.9	
vs Ole Miss	12/21/2025	*	32:44	6-8	.750	2-4	.500	2-2	1.000	2	5	7	3.5	2	9	3	0	1	16	14.1	
Wake Forest	12/31/2025	*	31:27	5-11	.455	0-0	.000	4-6	.667	0	2	2	3.4	4	8	7	0	3	14	14.1	
Virginia	01/03/2026	*	33:57	5-11	.455	2-4	.500	3-4	.750	0	2	2	3.3	2	4	2	0	1	15	14.1	
at Boston College	01/06/2026	*	25:23	3-6	.500	0-1	.000	2-3	.667	0	3	3	3.3	4	10	3	0	3	8	13.8	
at Florida St.	01/10/2026	*	17:50	4-6	.667	1-2	.500	1-1	1.000	1	0	1	3.2	2	6	3	0	3	10	13.5	
Totals			17	448:58	77-135	.570	16-31	.516	60-80	.750	8	46	54	3.2	51	103	47	1	27	230	13.5

## COPELAND'S CAREER STATS

SEASON	TEAM	GP-GS	MIN/AVG	FG-FGA	FG%	3FG-3FGA	3FG%	FT-FTA	FT%	OFF	DEF	TOT	AVG	PF-FO	A	TO	BLK	STL	PTS	AVG
2022-23	SU	20-0	185/9.2	14-41	.341	1-9	.111	13-15	.867	12	19	31	1.6	25-0	10	13	2	9	42	2.1
2023-24	SU	32-1	716/22.4	107-224	.478	11-44	.250	82-120	.683	40	108	148	4.6	75-3	89	64	6	47	307	9.6
2024-25	McN	35-24	767/21.9	118-242	.488	4-26	.154	81-119	.681	22	94	116	3.3	87-1	156	97	9	48	321	9.2
2025-26	NCSU	17-17	449/26.4	77-135	.570	16-31	.516	60-80	.750	8	46	54	3.2	51-1	103	47	1	27	230	13.5
TOTAL FOR NCSU		17-17	449/26.4	77-135	.570	16-31	.516	60-80	.750	8	46	54	3.2	51-1	103	47	1	27	230	13.5
TOTAL		104-42	2117/20.4	316-642	.492	32-110	.291	236-334	.707	82	267	349	3.4	238-5	358	221	18	131	900	8.7



@PACKMENSBALL



# 12 SCOTTIE EBUBE

CENTER · REDSHIRT SENIOR · 6-10 · 280 LBS. · MUNDELEIN, IL · MUNDELEIN (WYOMING)

### SEASON STATS

PPG	RPG	BPG	FG%	3FG%	FT%
1.6	1.2	0.6	87.5	0.0	28.6

### EBUBE'S SINGLE-GAME BEST

#### POINTS

Season ..... 5, vs Texas Southern (12/17/25)  
Career ..... 22, at San Jose State (1/25/25)  
ACC ..... 4, at Boston College (1/6/26)

#### REBOUNDS

Season ..... 4, vs. NC Central (11/3/25)  
Career ..... 8 (3x), last at Murray State (1/27/24)  
ACC .....

#### FG MADE

Season ..... 2 (2x), last vs Texas Southern (12/17/25)  
Career ..... 11, at San Jose State (1/25/25)  
ACC ..... 2, at Boston College (1/6/26)

#### FG ATTEMPTED

Season ..... 2 (2x), last vs Texas Southern (12/17/25)  
Career ..... 14, at San Jose State (1/25/25)  
ACC ..... 2, at Boston College (1/6/26)

#### 3FG MADE

Season .....  
Career .....  
ACC .....

#### 3FG ATTEMPTED

Season .....  
Career .....  
ACC .....

#### FT MADE

Season ..... 1 (2x), last vs Texas Southern (12/17/25)  
Career ..... 4 (2x), last at Valparaiso (1/10/24)  
ACC .....

#### FT ATTEMPTED

Season ..... 2 (3x), last vs Texas Southern (12/17/25)  
Career ..... 11, vs. Kentucky State (1/16/25)  
ACC .....

#### ASSISTS

Season .....  
Career ..... 1 (17x), last at Nevada (2/25/25)  
ACC .....

#### STEALS

Season ..... 1 (3x), last at Boston College (1/6/26)  
Career ..... 3 (2x), last vs. San Jose State (3/12/25)  
ACC ..... 1, at Boston College (1/6/26)

#### BLOCKS

Season ..... 3, vs Texas Southern (12/17/25)  
Career ..... 3 (2x), last vs Texas Southern (12/17/25)  
ACC .....

#### MINUTES

Season ..... 14, vs Texas Southern (12/17/25)  
Career ..... 23, at Utah State (12/4/24)  
ACC ..... 4, at Boston College (1/6/26)

### MISC. STATS

Games with 10+ points ..... 10  
Games with 20+ points ..... 1  
Games with 10+ rebounds ..... 0  
Games with 3+ assists ..... 0  
Games with 2+ steals ..... 6  
Games with 2+ blocks ..... 7  
Double-Doubles ..... 0  
Games led NCSU in points ..... 0  
Games led NCSU in rebounds ..... 0  
Games led NCSU in assists ..... 0  
Games led NCSU in steals ..... 0  
Games led NCSU in blocks ..... 3

### NOTING EBUBE

- » Comes to NC State after one season at Wyoming and three years at Southern Illinois
- » For his career has shot 67.8 percent from the field (145-of-214)
- » Played in 23 games last season at Wyoming ... Averaged 5.0 rebounds and 2.7 rebounds per game ... Shot 67.6 percent from the field, making 50-of-74 field goal attempts
- » Scored season-high 22 points at San Jose State on Jan. 25, making 11-of-14 field goal attempts
- » Appeared in 31 games, making one start at Southern Illinois in 2023-24 season ... Averaged 6.0 points and 3.6 rebounds per game ... Shot 69.0 percent from the field, making 80-of-116 field goal attempts ... Ranked second on the team with 19 blocks

### 2025-26 GAME-GAME STATS

Opponent	Date	GS	MIN	Total		3-Pointers		Free throws		Rebounds				PF	A	TO	BLK	STL	PTS	AVG
				FG-FGA	PCT	3FG-3FGA	PCT	FT-FTA	PCT	OFF	DEF	TOT	AVG							
N.C. Central	11/03/2025		06:06	2-2	1.000	0-0	.000	0-2	.000	1	3	4	4.0	4	0	1	1	0	4	4.0
UAB	11/07/2025		01:54	0-0	.000	0-0	.000	0-0	.000	1	0	1	2.5	0	0	0	0	0	0	2.0
UNC Greensboro	11/12/2025		03:47	1-1	1.000	0-0	.000	1-2	.500	0	0	0	1.7	0	0	0	2	1	3	2.3
at Auburn	12/03/2025		01:34	0-0	.000	0-0	.000	0-0	.000	0	0	0	1.3	1	0	0	0	0	0	1.8
UNC Asheville	12/06/2025	*	02:27	0-0	.000	0-0	.000	0-0	.000	1	1	2	1.4	1	0	1	0	0	0	1.4
Liberty	12/10/2025		05:20	0-1	.000	0-0	.000	0-1	.000	1	1	2	1.5	2	0	1	0	1	0	1.2
Texas Southern	12/17/2025		14:08	2-2	1.000	0-0	.000	1-2	.500	2	1	3	1.7	5	0	1	3	0	5	1.7
vs Ole Miss	12/21/2025		01:56	0-0	.000	0-0	.000	0-0	.000	0	0	0	1.5	2	0	0	0	0	0	1.5
Wake Forest	12/31/2025		00:48	0-0	.000	0-0	.000	0-0	.000	0	0	0	1.3	1	0	1	0	0	0	1.3
at Boston College	01/06/2026		03:35	2-2	1.000	0-0	.000	0-0	.000	0	0	0	1.2	0	0	0	0	1	4	1.6
Totals		1	41:34	7-8	.875	0-0	.000	2-7	.286	6	6	12	1.2	16	0	5	6	3	16	1.6

### EBUBE'S CAREER STATS

SEASON	TEAM	GP-GS	MIN/AVG	FG-FGA	FG%	3FG-3FGA	3FG%	FT-FTA	FT%	OFF	DEF	TOT	AVG	PF-FO	A	TO	BLK	STL	PTS	AVG
2022-23	SIU	12-0	50/4.1	15-24	.625	0-0	.000	8-16	.500	11	11	22	1.8	12-1	1	3	3	0	38	3.2
2023-24	SIU	31-1	357/11.5	80-116	.690	0-0	.000	27-70	.386	48	64	112	3.6	52-0	10	24	19	14	187	6.0
2024-25	UW	23-0	239/10.4	50-74	.676	0-0	.000	14-39	.359	30	33	63	2.7	54-1	6	32	8	7	114	5.0
2025-26	NCSU	10-1	42/4.2	7-8	.875	0-0	.000	2-7	.286	6	6	12	1.2	16-1	0	5	6	3	16	1.6
TOTAL FOR NCSU		10-1	42/4.2	7-8	.875	0-0	.000	2-7	.286	6	6	12	1.2	16-1	0	5	6	3	16	1.6
TOTAL		76-2	688/9.1	152-222	.685	0-0	.000	51-132	.386	95	114	209	2.8	134-3	17	64	36	24	355	4.7



@PACKMENSBALL



13 MUSA SAGNIA

FORWARD · FRESHMAN · 6-10 · 235 LBS. · BAKAU, THE GAMBIA

SEASON STATS

PPG	RPG	BPG	FG%	3FG%	FT%
2.8	3.6	0.6	62.5	33.3	50.0

SAGNIA'S SINGLE-GAME BEST

**POINTS**  
Season ..... 7, at Florida State (1/10/26)  
ACC ..... 7, at Florida State (1/10/26)

**REBOUNDS**  
Season ..... 10, vs. UAB (11/7/25)  
ACC ..... 8, vs Wake Forest (12/31/25)

**FG MADE**  
Season ..... 3, vs UNCG (11/12/25)  
ACC ..... 2 (3x), last at Florida State (1/10/26)

**FG ATTEMPTED**  
Season ..... 4 (2x), last vs Wake Forest (12/31/25)  
ACC ..... 4, vs Wake Forest (12/31/25)

**3FG MADE**  
Season ..... 1, at Florida State (1/10/26)  
ACC ..... 1, at Florida State (1/10/26)

**3FG ATTEMPTED**  
Season ..... 1 (3x), last at Florida State (1/10/26)  
ACC ..... 1, at Florida State (1/10/26)

**FT MADE**  
Season ..... 2 (2x), last at Florida State (1/10/26)  
ACC ..... 2 (2x), last at Florida State (1/10/26)

**FT ATTEMPTED**  
Season ..... 4 (2x), last at Florida State (1/10/26)  
ACC ..... 4, at Florida State (1/10/26)

**ASSISTS**  
Season ..... 3, vs. NC Central (11/3/25)  
ACC ..... 2, at Florida State (1/10/26)

**STEALS**  
Season ..... 4, vs. NC Central (11/3/25)  
ACC ..... 1, at Boston College (1/6/26)

**BLOCKS**  
Season ..... 2 (2x), last vs Texas Southern (12/17/25)  
ACC ..... 1, at Florida State (1/10/26)

**MINUTES**  
Season ..... 27, vs VCU (11/17/25)  
ACC ..... 26, vs Wake Forest (12/31/25)

MISC. STATS

Games with 10+ points ..... 0  
Games with 20+ points ..... 0  
Games with 10+ rebounds ..... 1  
Games with 3+ assists ..... 1  
Games with 2+ steals ..... 2  
Games with 2+ blocks ..... 2  
Double-Doubles ..... 0  
Games led NCSU in points ..... 0  
Games led NCSU in rebounds ..... 1  
Games led NCSU in assists ..... 0  
Games led NCSU in steals ..... 2  
Games led NCSU in blocks ..... 5

NOTING SAGNIA

- » Scored a career high seven points in the win at Florida State on 1/10 ... made his first collegiate three and finished the game 2-for-3 from the floor
- » Grabbed a team best 10 boards against UAB on Nov. 7
- » One of two true freshman to play in the Pack's season opener against NC Central ... finished with four points and grabbed just as many boards
- » One of two international players (Jayme Kontunieni) on this year's roster
- » Has played for Baxi Manresa in the Liga ACB, the top professional basketball division in Spain since 2021
- » Averaged 3.8 points and 3.1 rebounds per game in 33 games in the 2024-25 season
- » Averaged 4.9 points and 4.1 rebounds per game in 34 games in the 2023-24 season
- » Was selected for the All-ACB Best Young Players Team after the 2023-24 season
- » Shot over 60 percent on two-point field goal attempts in three seasons with Manresa
- » Declared as an early entrant for the 2023 and 2024 NBA Draft but withdrew
- » Participated in the adidas Eurocamp in 2023 and 2024.

2025-26 GAME-GAME STATS

Opponent	Date	GS	MIN	Total		3-Pointers		Free throws		Rebounds				PF	A	TO	BLK	STL	PTS	AVG
				FG-FGA	PCT	3FG-3FGA	PCT	FT-FTA	PCT	OFF	DEF	TOT	AVG							
N.C. Central	11/03/2025		15:04	2-2	1.000	0-0	.000	0-0	.000	2	2	4	4.0	5	3	0	0	4	4	4.0
UAB	11/07/2025		20:29	2-2	1.000	0-0	.000	0-0	.000	3	7	10	7.0	1	0	1	1	1	4	4.0
UNC Greensboro	11/12/2025		18:27	3-4	.750	0-0	.000	0-1	.000	4	3	7	7.0	3	0	0	0	1	6	4.7
VCU	11/17/2025		26:38	1-3	.333	0-1	.000	0-2	.000	2	4	6	6.8	1	0	2	1	1	2	4.0
vs Seton Hall	11/24/2025		10:10	1-3	.333	0-0	.000	0-0	.000	1	2	3	6.0	1	1	0	0	1	2	3.6
vs Boise St.	11/25/2025		07:25	1-1	1.000	0-0	.000	1-1	1.000	0	0	0	5.0	1	1	0	2	0	3	3.5
vs Texas	11/26/2025		03:56	0-0	.000	0-0	.000	0-0	.000	0	0	0	4.3	3	0	0	0	0	0	3.0
at Auburn	12/03/2025		10:50	0-0	.000	0-0	.000	0-0	.000	0	1	1	3.9	4	0	1	1	2	0	2.6
UNC Asheville	12/06/2025		12:45	1-2	.500	0-0	.000	0-0	.000	1	1	2	3.7	1	0	0	0	0	2	2.6
Liberty	12/10/2025		15:40	1-1	1.000	0-0	.000	0-0	.000	1	1	2	3.5	0	0	0	1	1	2	2.5
Kansas	12/13/2025		05:36	0-0	.000	0-0	.000	0-0	.000	0	0	0	3.2	0	0	0	0	0	0	2.3
Texas Southern	12/17/2025	*	20:44	1-2	.500	0-1	.000	0-0	.000	1	3	4	3.3	3	0	0	2	0	2	2.3
vs Ole Miss	12/21/2025		19:51	1-1	1.000	0-0	.000	1-4	.250	2	5	7	3.5	3	1	1	1	1	3	2.3
Wake Forest	12/31/2025		26:09	2-4	.500	0-0	.000	2-2	1.000	4	4	8	3.9	2	0	2	0	0	6	2.6
Virginia	01/03/2026		13:15	0-2	.000	0-0	.000	0-0	.000	1	0	1	3.7	2	0	0	0	0	0	2.4
at Boston College	01/06/2026		12:47	2-2	1.000	0-0	.000	0-0	.000	4	0	4	3.7	1	0	0	0	1	4	2.5
at Florida St.	01/10/2026		18:42	2-3	.667	1-1	1.000	2-4	.500	1	2	3	3.6	4	2	1	1	0	7	2.8
Totals		1	258:29	20-32	.625	1-3	.333	6-14	.429	27	35	62	3.6	35	8	8	10	13	47	2.8

SAGNIA'S CAREER STATS

SEASON	TEAM	GP-GS	MIN/AVG	FG-FGA	FG%	3FG-3FGA	3FG%	FT-FTA	FT%	OFF	DEF	TOT	AVG	PF-FO	A	TO	BLK	STL	PTS	AVG
2025-26	NCSU	17-1	258/15.2	20-32	.625	1-3	.333	6-14	.429	27	35	62	3.6	35-1	8	8	10	13	47	2.8
TOTAL		17-1	258/15.2	20-32	.625	1-3	.333	6-14	.429	27	35	62	3.6	35-1	8	8	10	13	47	2.8





15 JERRY DENG

FORWARD · JUNIOR · 6-9 · 230 LBS. · ROCHESTER, NY · NORCROSS (HAMPTON/FLORIDA STATE)

SEASON STATS

PPG	RPG	APG	FG%	3FG%	FT%
6.1	2.1	0.4	34.8	32.4	85.7

DENG'S SINGLE-GAME BEST

POINTS	
Season	14, vs Texas Southern (12/17/25)
Career	37, vs. Mary Baldwin (12/11/23)
ACC	16, vs. North Carolina (2/24/25)

REBOUNDS	
Season	5, vs. NC Central (11/3/25)
Career	10, at North Carolina A&T (2/1/24)
ACC	4, vs. Virginia Tech (1/29/25)

FG MADE	
Season	4 (2x), last vs Texas Southern (12/17/25)
Career	15, vs. Mary Baldwin (12/11/23)
ACC	6, vs. North Carolina (2/24/25)

FG ATTEMPTED	
Season	12, vs Texas Southern (12/17/25)
Career	19, vs. Mary Baldwin (12/11/23)
ACC	10 (2x), last vs. Syracuse (3/11/25)

3FG MADE	
Season	4, vs Texas Southern (12/17/25)
Career	4 (5x), last vs Texas Southern (12/17/25)
ACC	4, vs. North Carolina (2/24/25)

3FG ATTEMPTED	
Season	10, vs Texas Southern (12/17/25)
Career	10, vs Texas Southern (12/17/25)
ACC	8, vs. Virginia Tech (1/29/25)

FT MADE	
Season	4, vs. NC Central (11/3/25)
Career	5 (3x), last at Campbell (2/22/24)
ACC	3, at Boston College (2/1/25)

FT ATTEMPTED	
Season	4, vs. NC Central (11/3/25)
Career	6 (4x), last at Campbell (2/22/24)
ACC	3, at Boston College (2/1/25)

ASSISTS	
Season	2, vs. NC Central (11/3/25)
Career	3 (3x), last vs. Syracuse (1/4/25)
ACC	3, vs. Syracuse (1/4/25)

STEALS	
Season	2, vs UNCG (11/12/25)
Career	4 (2x), last vs. Tulane (12/14/24)
ACC	1 (3x), last vs. SMU (3/8/25)

BLOCKS	
Season	1 (2x), last vs VCU (11/17/25)
Career	2 (5x), last vs. Monmouth (2/29/24)
ACC	1 (3x), last vs. Clemson (2/15/25)

MINUTES	
Season	22, vs Texas Southern (12/17/25)
Career	34, at Campbell (2/22/24)
ACC	24, at Duke (3/1/25)

MISC. STATS

Games with 10+ points	28
Games with 20+ points	2
Games with 10+ rebounds	1
Games with 3+ assists	3
Games with 2+ steals	5
Games with 2+ blocks	5
Double-Doubles	0
Games led NCSU in points	0
Games led NCSU in rebounds	0
Games led NCSU in assists	0
Games led NCSU in steals	1
Games led NCSU in blocks	0

NOTING DENG

- » Scored a season high 14 points against Texas Southern on Dec. 17 ... tied a career high four made treys in the outing
- » Comes to the Pack after spending last season at Florida State and his freshman season at Hampton
- » Appeared in 31 games, making two starts last season with the Seminoles ... Averaged 7.0 points and 1.9 rebounds per game
- » Shot 37.0 percent from three-point range ... Ranked second on the team with 44 made three-pointers
- » Appeared in 33 games, making 11 starts as a freshman at Hampton ... Averaged 10.1 points and 4.2 rebounds per game
- » Made 43 three-pointers and shot 39.1 percent from three-point range ... Shot 46.0 percent overall from the field and was 79.7 percent at the foul line
- » Scored a career-high 37 points against Mary Baldwin on 12/11/23 ... Was 15-of-19 from the field, including 4-of-6 from three-point range

2025-26 GAME-GAME STATS

Opponent	Date	GS	MIN	Total		3-Pointers		Free throws		Rebounds				PF	A	TO	BLK	STL	PTS	AVG
				FG-FGA	PCT	3FG-3FGA	PCT	FT-FTA	PCT	OFF	DEF	TOT	AVG							
N.C. Central	11/03/2025		16:08	3-8	.375	2-6	.333	4-4	1.000	2	3	5	5.0	1	2	1	0	0	12	12.0
UAB	11/07/2025		12:29	2-4	.500	2-4	.500	0-0	.000	1	1	2	3.5	0	0	1	0	1	6	9.0
UNC Greensboro	11/12/2025		16:26	4-9	.444	1-5	.200	0-1	.000	0	4	4	3.7	4	0	0	1	2	9	9.0
VCU	11/17/2025		06:54	0-1	.000	0-1	.000	0-0	.000	0	0	0	2.8	0	0	0	0	0	0	6.8
vs Seton Hall	11/24/2025		07:46	1-4	.250	1-4	.250	0-0	.000	0	0	0	2.2	0	0	1	0	0	3	6.0
UNC Asheville	12/06/2025		08:31	1-4	.250	0-2	.000	0-0	.000	0	1	1	2.0	0	0	0	0	1	2	5.3
Liberty	12/10/2025		09:57	1-4	.250	1-2	.500	0-0	.000	1	1	2	2.0	3	1	0	0	0	3	5.0
Texas Southern	12/17/2025		21:53	4-12	.333	4-10	.400	2-2	1.000	0	3	3	2.1	0	0	0	0	1	14	6.1
Totals		0	100:04	16-46	.348	11-34	.324	6-7	.857	4	13	17	2.1	8	3	3	1	5	49	6.1

DENG'S CAREER STATS

SEASON	TEAM	GP-GS	MIN/AVG	FG-FGA	FG%	3FG-3FGA	3FG%	FT-FTA	FT%	OFF	DEF	TOT	AVG	PF-FO	A	TO	BLK	STL	PTS	AVG
2023-24	Hamp	33-11	722/21.9	115-250	.460	43-110	.391	59-74	.797	38	100	138	4.2	30-0	16	32	16	13	332	10.1
2024-25	FSU	31-2	476/15.4	76-175	.434	44-119	.370	22-31	.710	10	49	59	1.9	43-0	15	21	7	13	218	7.0
2025-26	NCSU	8-0	100/12.5	16-46	.348	11-34	.324	6-7	.857	4	13	17	2.1	8-0	3	3	1	5	49	6.1
TOTAL FOR NCSU		8-0	100/12.5	16-46	.348	11-34	.324	6-7	.857	4	13	17	2.1	8-0	3	3	1	5	49	6.1
TOTAL		72-13	1298/18.0	207-471	.439	98-263	.373	87-112	.777	52	162	214	3.0	81-0	34	56	24	31	599	8.3







# 21 TERRANCE ARCENEAUX

GUARD • REDSHIRT JUNIOR • 6-6 • 205 LBS. • BEAUMONT, TEXAS • BEAUMONT UNITED (HOUSTON)

## SEASON STATS

PPG	RPG	APG	FG%	3FG%	FT%
<b>4.3</b>	<b>2.3</b>	<b>0.5</b>	<b>42.3</b>	<b>33.3</b>	<b>71.4</b>

## ARCENEAUX'S SINGLE-GAME BEST

### POINTS

Season	13, at Florida State (1/10/26)
Career	16, vs. Toledo (12/18/24)
ACC	13, at Florida State (1/10/26)

### REBOUNDS

Season	5, at Florida State (1/10/26)
Career	10, vs. Jackson State (12/9/23)
ACC	5, at Florida State (1/10/26)

### FG MADE

Season	5, at Florida State (1/10/26)
Career	7, vs. Toledo (12/18/24)
ACC	5, at Florida State (1/10/26)

### FG ATTEMPTED

Season	7, at Florida State (1/10/26)
Career	14, vs. Louisiana (11/13/24)
ACC	7, at Florida State (1/10/26)

### 3FG MADE

Season	3, at Boston College (1/6/26)
Career	4, vs. BYU (1/4/25)
ACC	3, at Boston College (1/6/26)

### 3FG ATTEMPTED

Season	4, at Florida State (1/10/26)
Career	8, vs. Louisiana (11/13/24)
ACC	4, at Florida State (1/10/26)

### FT MADE

Season	2 (3x), last vs. Liberty (12/10/25)
Career	4 (4x), last vs. Colorado (3/13/25)
ACC	1 (2x), last at Florida State (1/10/26)

### FT ATTEMPTED

Season	4, at Florida State (1/10/26)
Career	6 (2x), last vs. Montana (11/24/23)
ACC	4, at Florida State (1/10/26)

### ASSISTS

Season	2 (3x), last at Florida State (1/10/26)
Career	6, vs. Oklahoma State (2/4/25)
ACC	2, at Florida State (1/10/26)

### STEALS

Season	4, at Florida State (1/10/26)
Career	4 (2x), last at Florida State (1/10/26)
ACC	4, at Florida State (1/10/26)

### BLOCKS

Season	2, vs. Boise State (11/25/25)
Career	4, vs. Utah (1/22/25)
ACC	1 (2x), last at Florida State (1/10/26)

### MINUTES

Season	29, at Florida State (1/10/26)
Career	35, vs. Memphis (3/12/23)
ACC	29, at Florida State (1/10/26)

## MISC. STATS

Games with 10+ points	20
Games with 20+ points	0
Games with 10+ rebounds	1
Games with 3+ assists	4
Games with 2+ steals	24
Games with 2+ blocks	3
Double-Doubles	0
Games led NCSU in points	0
Games led NCSU in rebounds	0
Games led NCSU in assists	0
Games led NCSU in steals	2
Games led NCSU in blocks	4

## NOTING ARCENEAUX

- » Scored 12 points in the win at Boston College on 1/6 to set a new season high ... finished 3-for-3 from long range and 4-of-6 overall with two boards, a pair of steals, and a block
- » Stuffed the stats sheet in the win over Boise State at the Maui Invitational on Nov. 25 ... finished with 11 points on 4-of-5 shooting, four rebounds, three steals, two blocks, and a pair of assists in 23 minutes
- » Comes to the Pack after spending first three seasons of collegiate career at Houston
- » Appeared in 85 games (missed final 26 games of 2023-24 season because of injury) last three years for a Houston team that had a record of 100-14 during that span
- » Appeared in 40 games, making six starts for a Houston team that advanced to the National Championship game last season ... Averaged 6.5 points and 2.7 rebounds per game ... Scored in double figures in 13 games
- » Appeared in first 11 games of 2023-24 season before suffering season-ending injury in December ... Averaged 5.5 points and 4.5 rebounds per game
- » Named to American Athletic Conference All-Freshman Team in 2022-23 season
- » Consensus four-star recruit in Class of 2022 ... No. 66 player nationally by ESPN100
- » Led Beaumont United to Class 5A state championship as a junior and senior and was named the tournament's Most Outstanding Player as a senior

## 2025-26 GAME-GAME STATS

Opponent	Date	GS	MIN	Total		3-Pointers		Free throws		Rebounds				PF	A	TO	BLK	STL	PTS	AVG
				FG-FGA	PCT	3FG-3FGA	PCT	FT-FTA	PCT	OFF	DEF	TOT	AVG							
N.C. Central	11/03/2025		10:00	0-1	.000	0-1	.000	0-0	.000	1	1	2	2.0	3	2	1	0	0	0	0.0
UAB	11/07/2025		08:10	1-4	.250	0-2	.000	1-2	.500	1	1	2	2.0	0	0	1	1	1	3	1.5
vs Seton Hall	11/24/2025		06:20	0-2	.000	0-1	.000	0-0	.000	0	0	0	1.3	0	0	0	0	0	0	1.0
vs Boise St.	11/25/2025		23:09	4-5	.800	1-1	1.000	2-3	.667	0	4	4	2.0	2	2	1	2	3	11	3.5
vs Texas	11/26/2025		13:02	1-2	.500	0-1	.000	2-2	1.000	0	1	1	1.8	0	0	1	0	0	4	3.6
at Auburn	12/03/2025		12:56	0-3	.000	0-1	.000	0-0	.000	2	1	3	2.0	1	1	0	1	1	0	3.0
UNC Asheville	12/06/2025		07:56	0-3	.000	0-2	.000	1-2	.500	1	0	1	1.9	0	0	1	0	0	1	2.7
Liberty	12/10/2025		22:37	2-4	.500	2-3	.667	2-2	1.000	0	3	3	2.0	0	0	0	0	0	8	3.4
Kansas	12/13/2025		14:18	0-1	.000	0-1	.000	0-0	.000	1	0	1	1.9	0	0	0	0	1	0	3.0
Texas Southern	12/17/2025		16:16	1-3	.333	0-2	.000	0-0	.000	2	2	4	2.1	1	0	0	1	1	2	2.9
Virginia	01/03/2026		11:01	1-3	.333	0-2	.000	0-0	.000	0	2	2	2.1	0	0	0	0	0	2	2.8
at Boston College	01/06/2026		20:40	4-6	.667	3-3	1.000	1-2	.500	1	1	2	2.1	0	0	0	1	2	12	3.6
at Florida St.	01/10/2026		28:55	5-7	.714	2-4	.500	1-1	1.000	2	3	5	2.3	0	2	0	1	4	13	4.3
<b>Totals</b>		<b>0</b>	<b>195:20</b>	<b>19-44</b>	<b>.432</b>	<b>8-24</b>	<b>.333</b>	<b>10-14</b>	<b>.714</b>	<b>11</b>	<b>19</b>	<b>30</b>	<b>2.3</b>	<b>7</b>	<b>7</b>	<b>5</b>	<b>7</b>	<b>13</b>	<b>56</b>	<b>4.3</b>

## ARCEAUX'S CAREER STATS

SEASON	TEAM	GP-GS	MIN/AVG	FG-FGA	FG%	3FG-3FGA	3FG%	FT-FTA	FT%	OFF	DEF	TOT	AVG	PF-FO	A	TO	BLK	STL	PTS	AVG
2022-23	UH	34-1	471/13.9	49-133	.368	17-68	.250	10-19	.526	30	54	84	2.5	36-0	19	19	5	22	125	3.7
2023-24	UH	11-0	201/18.3	22-57	.386	6-21	.286	10-19	.526	23	27	50	4.5	13-0	8	4	6	10	60	5.5
2024-25	UH	40-6	812/20.3	98-221	.443	28-83	.337	35-48	.729	39	70	109	2.7	47-1	29	26	12	37	259	6.5
2025-26	NCSU	13-0	195/15.0	19-44	.432	8-24	.333	10-14	.714	11	19	30	2.3	7-0	7	5	7	13	56	4.3
<b>TOTAL FOR NCSU</b>		<b>13-0</b>	<b>195/15.0</b>	<b>19-44</b>	<b>.432</b>	<b>8-24</b>	<b>.333</b>	<b>10-14</b>	<b>.714</b>	<b>11</b>	<b>19</b>	<b>30</b>	<b>2.3</b>	<b>7-0</b>	<b>7</b>	<b>5</b>	<b>7</b>	<b>13</b>	<b>56</b>	<b>4.3</b>
<b>TOTAL</b>		<b>98-7</b>	<b>1681/17.1</b>	<b>188-455</b>	<b>.413</b>	<b>59-196</b>	<b>.301</b>	<b>65-100</b>	<b>.650</b>	<b>103</b>	<b>170</b>	<b>273</b>	<b>2.8</b>	<b>103-1</b>	<b>63</b>	<b>54</b>	<b>30</b>	<b>82</b>	<b>500</b>	<b>5.1</b>



@PACKMENSBALL





22 VEN-ALLEN LUBIN

FORWARD · SENIOR · 6-9 · 250 LBS. · ORLANDO, FL · ORLANDO CHRISTIAN (NORTH CAROLINA)

SEASON STATS

PPG	RPG	BPG	FG%	3FG%	FT%
12.7	6.6	0.6	67.2	37.5	71.9

LUBIN'S SINGLE-GAME BEST

POINTS

Season	23 (2x), last vs UNC Asheville (12/6/35)
Career	25 (2x), last vs. Florida (3/9/24)
ACC	20, vs. Duke (3/14/25)

REBOUNDS

Season	12 (2x), last vs UNC Asheville (12/6/35)
Career	13 (2x), last vs. Wake Forest (3/13/25)
ACC	13, vs. Wake Forest (3/13/25)

FG MADE

Season	10, vs. Texas (11/26/25)
Career	10, vs. Texas (11/26/25)
ACC	9 (2x), last vs. Miami (3/1/25)

FG ATTEMPTED

Season	14, vs. Texas (11/26/25)
Career	18, vs. Florida (3/9/24)
ACC	13 (2x), last vs. Notre Dame (3/12/25)

3FG MADE

Season	1 (3x), last at Auburn (12/3/25)
Career	2 (3x), last vs. Florida (3/9/24)
ACC	

3FG ATTEMPTED

Season	2, vs VCU (11/17/25)
Career	5 (2x), last vs. Florida (3/9/24)
ACC	2, vs. Duke (3/14/25)

FT MADE

Season	7, at Florida State (1/10/26)
Career	8, vs. San Diego State (3/18/25)
ACC	7, at Florida State (1/10/26)

FT ATTEMPTED

Season	8, at Florida State (1/10/26)
Career	12, at Florida (2/24/24)
ACC	8, at Florida State (1/10/26)

ASSISTS

Season	3 (2x), last vs Texas Southern (12/17/25)
Career	3 (2x), last vs Texas Southern (12/17/25)
ACC	2 (5x), last vs Wake Forest (12/31/25)

STEALS

Season	2 (3x), last vs Wake Forest (12/31/25)
Career	3, vs. Arkansas (3/13/24)
ACC	2, vs Wake Forest (12/31/25)

BLOCKS

Season	4, at Florida State (1/10/26)
Career	4, at Florida State (1/10/26)
ACC	4, at Florida State (1/10/26)

MINUTES

Season	39, vs Kansas (12/13/25)
Career	39, vs Kansas (12/13/25)
ACC	33 (2x), last vs. Duke (3/14/25)

MISC. STATS

Games with 10+ points	52
Games with 20+ points	6
Games with 10+ rebounds	14
Games with 3+ assists	2
Games with 2+ steals	7
Games with 2+ blocks	22
Double-Doubles	14
Games led NCSU in points	3
Games led NCSU in rebounds	8
Games led NCSU in assists	0
Games led NCSU in steals	3
Games led NCSU in blocks	4

NOTING LUBIN

- » Scored his 1,000th career point with a free throw against Virginia on 1/3
- » Averaging a team best 15.6 points over seven games (11/17 to 12/10) ... first time in his career he has averaged over 15.0 points per game over a seven game span
- » Scored a season high 23 points against Texas on Nov. 26 and against UNC Asheville on Dec. 6 ... shot over 70 percent from the floor in both outings
- » Comes to NC State after playing last season at North Carolina ... Also has played at Notre Dame and Vanderbilt in his college career
- » Averaged 8.6 points and a team-best 5.6 rebounds per game last season at North Carolina ... Also led team in offensive rebounds (69) and blocks (33)
- » In last 10 games of season averaged 13.6 points and 7.7 rebounds per game .... Scored in double figures in each of the last 10 games of the season and had double-doubles in four of the last six games
- » Led UNC in field goal percentage (67.7%) which is the second-highest in program history for any player with 100 or more made field goals
- » Started all 26 games he played in for Vanderbilt in the 2023-24 season ... Averaged 12.3 points and 6.3 rebounds per game ... Led Commodores in field goal percentage (50.0%), offensive rebounds (64) and blocked shots (26)
- » Appeared in 28 games, making seven starts as a freshman at Notre Dame ... Averaged 6.2 points and 4.4 rebounds per game ... Led team in field goal percentage (58.0%) and blocks (23)

2025-26 GAME-GAME STATS

Opponent	Date	GS	MIN	Total		3-Pointers		Free throws		Rebounds				PF	A	TO	BLK	STL	PTS	AVG
				FG-FGA	PCT	3FG-3FGA	PCT	FT-FTA	PCT	OFF	DEF	TOT	AVG							
N.C. Central	11/03/2025	*	18:50	4-4	1.000	0-0	.000	2-3	.667	2	3	5	5.0	0	1	0	0	1	10	10.0
UAB	11/07/2025	*	17:37	4-5	.800	0-0	.000	0-0	.000	0	3	3	4.0	4	0	3	0	1	8	9.0
UNC Greensboro	11/12/2025	*	17:46	1-2	.500	0-0	.000	4-5	.800	1	4	5	4.3	4	2	0	0	0	6	8.0
VCU	11/17/2025	*	22:11	4-8	.500	1-2	.500	2-2	1.000	5	4	9	5.5	2	0	3	1	0	11	8.8
vs Seton Hall	11/24/2025	*	31:24	6-10	.600	1-1	1.000	3-6	.500	4	5	9	6.2	2	1	2	0	0	16	10.2
vs Boise St.	11/25/2025	*	32:46	4-8	.500	0-1	.000	3-6	.500	4	8	12	7.2	2	0	0	1	1	11	10.3
vs Texas	11/26/2025	*	37:29	10-14	.714	0-0	.000	3-4	.750	6	3	9	7.4	2	3	0	0	0	23	12.1
at Auburn	12/03/2025	*	27:36	4-6	.667	1-1	1.000	3-3	1.000	0	2	2	6.8	3	0	2	0	1	12	12.1
UNC Asheville	12/06/2025	*	27:20	9-11	.818	0-1	.000	5-5	1.000	5	7	12	7.3	1	1	1	1	0	23	13.3
Liberty	12/10/2025	*	19:00	6-9	.667	0-0	.000	1-3	.333	2	4	6	7.2	3	0	0	0	2	13	13.3
Kansas	12/13/2025	*	39:24	7-11	.636	0-0	.000	2-2	1.000	3	8	11	7.5	3	2	0	2	0	16	13.5
Texas Southern	12/17/2025	*	16:30	3-4	.750	0-0	.000	1-3	.333	3	1	4	7.3	4	3	0	1	1	7	13.0
vs Ole Miss	12/21/2025	*	31:17	7-8	.875	0-1	.000	1-1	1.000	0	2	2	6.8	4	1	4	0	2	15	13.2
Wake Forest	12/31/2025	*	32:15	6-10	.600	0-0	.000	0-0	.000	4	7	11	7.1	2	2	1	0	2	12	13.1
Virginia	01/03/2026	*	29:43	2-6	.333	0-1	.000	3-4	.750	2	3	5	7.0	3	0	2	0	0	7	12.7
at Boston College	01/06/2026	*	23:38	3-5	.600	0-0	.000	1-2	.500	2	1	3	6.8	3	1	0	1	0	7	12.3
at Florida St.	01/10/2026	*	25:48	6-7	.857	0-0	.000	7-8	.875	2	3	5	6.6	2	0	2	4	0	19	12.7
Totals			17 450:34	86-128	.672	3-8	.375	41-57	.719	45	68	113	6.6	44	17	20	11	11	216	12.7

LUBIN'S CAREER STATS

SEASON	TEAM	GP-GS	MIN/AVG	FG-FGA	FG%	3FG-3FGA	3FG%	FT-FTA	FT%	OFF	DEF	TOT	AVG	PF-FO	A	TO	BLK	STL	PTS	AVG
2022-23	ND	28-7	489/17.5	76-131	.580	1-11	.091	21-31	.677	44	79	123	4.4	49-1	10	21	23	9	174	6.2
2023-24	VU	26-26	732/28.2	118-236	.500	13-39	.333	71-97	.732	64	101	165	6.3	53-0	12	31	26	15	320	12.3
2024-25	UNC	37-20	724/19.6	134-196	.684	0-3	.000	54-76	.711	69	134	203	5.5	77-3	11	30	34	14	322	8.7
2025-26	NCSU	17-17	451/26.5	86-128	.672	3-8	.375	41-57	.719	45	68	113	6.6	44-0	17	20	11	11	216	12.7
TOTAL FOR NCSU		17-17	451/26.5	86-128	.672	3-8	.375	41-57	.719	45	68	113	6.6	44-0	17	20	11	11	216	12.7
TOTAL		108-70	2396/22.2	414-691	.599	17-61	.279	187-261	.716	222	382	604	5.6	223-4	50	102	94	49	1032	9.6





33 ZYMICAH WILKINS

FORWARD · FRESHMAN · 6-9 · 260 LBS. · RUTHERFORDTON, NC · CHRIST SCHOOL

SEASON STATS

PPG	RPG	APG	FG%	3FG%	FT%

WILKINS' SINGLE-GAME BEST

**POINTS**  
Season .....  
ACC .....

**REBOUNDS**  
Season .....  
ACC .....

**FG MADE**  
Season .....  
ACC .....

**FG ATTEMPTED**  
Season .....  
ACC .....

**3FG MADE**  
Season .....  
ACC .....

**3FG ATTEMPTED**  
Season .....  
ACC .....

**FT MADE**  
Season .....  
ACC .....

**FT ATTEMPTED**  
Season .....  
ACC .....

**ASSISTS**  
Season .....  
ACC .....

**STEALS**  
Season .....  
ACC .....

**BLOCKS**  
Season .....  
ACC .....

**MINUTES**  
Season .....  
ACC .....

MISC. STATS

Games with 10+ points .....	0
Games with 20+ points .....	0
Games with 10+ rebounds .....	0
Games with 3+ assists .....	0
Games with 2+ steals .....	0
Games with 2+ blocks .....	0
Double-Doubles .....	0
Games led NCSU in points .....	0
Games led NCSU in rebounds .....	0
Games led NCSU in assists .....	0
Games led NCSU in steals .....	0
Games led NCSU in blocks .....	0

NOTING WILKINS

- » Consensus four-star recruit in the Class of 2025 ... No. 57 overall recruit by ESPN, No. 79 by Rivals, No. 89 by On3 and No. 95 by 247Sports
- » Played final two years of high school basketball at Christ School in Arden, N.C. ... Led Christ School to North Carolina Independent Schools Athletic Association (NCISAA) state championships in both seasons with the Greenies
- » Named 2025 Mr. Basketball in North Carolina by Charlotte Observer ... First NC State signee to be named Mr. Basketball since Terquavion Smith (2021)
- » Named to HighSchoolOT First-Team All-State team the final three seasons of his high school career
- » As a senior averaged 15.6 points, 8.0 rebounds, 2.3 assists, 2.0 steals and 1.0 blocks per game as Christ School finished with a 28-3 record
- » Played freshman and sophomore seasons at R-S Central High School ... As a sophomore, averaged 28.0 points, 11.5 rebounds, 2.5 assists, 2.2 blocks and 1.6 steals per game ... Scored over 40 points three times, including a 44-point, 20-rebound performance ... Named to HighSchoolOT First-Team All-State team ... Was only sophomore to make First-Team

2025-26 GAME-GAME STATS

WILKINS' CAREER STATS





45 COLT LANGDON

FORWARD · REDSHIRT FRESHMAN · 6-7 · 230 LBS. · RALEIGH, NC · MILLBROOK (BUTLER)

SEASON STATS

PPG	RPG	APG	FG%	3FG%	FT%
0.4	0.2	0.0	0.0	0.0	100

LANGDON'S SINGLE-GAME BEST

POINTS  
Season ..... 2, vs. UAB (11/7/25)  
ACC .....

REBOUNDS  
Season ..... 1, vs. NC Central (11/3/25)  
ACC .....

FG MADE  
Season .....  
ACC .....

FG ATTEMPTED  
Season ..... 2, vs. NC Central (11/3/25)  
ACC ..... 1, at Florida State (1/10/26)

3FG MADE  
Season .....  
ACC .....

3FG ATTEMPTED  
Season ..... 2, vs. NC Central (11/3/25)  
ACC .....

FT MADE  
Season ..... 2, vs. UAB (11/7/25)  
ACC .....

FT ATTEMPTED  
Season ..... 2, vs. UAB (11/7/25)  
ACC .....

ASSISTS  
Season .....  
ACC .....

STEALS  
Season .....  
ACC .....

BLOCKS  
Season .....  
ACC .....

MINUTES  
Season ..... 5, vs. NC Central (11/3/25)  
ACC ..... 3, at Florida State (1/10/26)

MISC. STATS

Games with 10+ points ..... 0  
Games with 20+ points ..... 0  
Games with 10+ rebounds ..... 0  
Games with 3+ assists ..... 0  
Games with 2+ steals ..... 0  
Games with 2+ blocks ..... 0  
Double-Doubles ..... 0  
Games led NCSU in points ..... 0  
Games led NCSU in rebounds ..... 0  
Games led NCSU in assists ..... 0  
Games led NCSU in steals ..... 0  
Games led NCSU in blocks ..... 0

NOTING LANGDON

- » Scored his first collegiate points from the charity stripe in the Pack's win over UAB on Nov. 7 ... went 2-for-2
- » Comes to the Pack after redshirting as a freshman at Butler
- » Originally a member of the Class of 2025 before reclassifying to Class of 2024 and enrolling at Butler
- » Three year varsity member at Millbrook High School in Raleigh
- » Finished high school career as program's all-time leading scorer with 1,758 points ... Made 182 three-pointers in three-year prep career
- » As a junior in 2023-24 season, averaged 26.4 points, 10.0 rebounds, 1.7 assists and 1.5 rebounds per game ... Set single-season program record with 738 points
- » Named North Carolina Basketball Coaches Association District 5 Player of the Year ... Recognized as 4A Northern Athletic Conference Player of the Year and Second Team All-State by HighSchoolOT

2025-26 GAME-GAME STATS

Opponent	Date	GS	MIN	Total		3-Pointers		Free throws		Rebounds				PF	A	TO	BLK	STL	PTS	AVG
				FG-FGA	PCT	3FG-3FGA	PCT	FT-FTA	PCT	OFF	DEF	TOT	AVG							
N.C. Central	11/03/2025		04:57	0-2	.000	0-2	.000	0-0	.000	1	0	1	1.0	1	0	1	0	0	0	0.0
UAB	11/07/2025		01:54	0-1	.000	0-1	.000	2-2	1.000	0	0	0	0.5	0	0	0	0	0	2	1.0
UNC Greensboro	11/12/2025		01:52	0-0	.000	0-0	.000	0-0	.000	0	0	0	0.3	0	0	0	0	0	0	0.7
Liberty	12/10/2025		03:41	0-2	.000	0-1	.000	0-0	.000	0	0	0	0.3	0	0	0	0	0	0	0.5
Texas Southern	12/17/2025		02:49	0-0	.000	0-0	.000	0-0	.000	0	0	0	0.2	0	0	0	0	0	0	0.4
at Florida St.	01/10/2026		02:42	0-1	.000	0-0	.000	0-0	.000	0	0	0	0.2	0	0	0	0	0	0	0.3
Totals		0	17:55	0-6	.000	0-4	.000	2-2	1.000	1	0	1	0.2	1	0	1	0	0	2	0.3

LANGDON'S CAREER STATS

SEASON	TEAM	GP-GS	MIN/AVG	FG-FGA	FG%	3FG-3FGA	3FG%	FT-FTA	FT%	OFF	DEF	TOT	AVG	PF-FO	A	TO	BLK	STL	PTS	AVG
2025-26	NCSU	6-0	18/3.0	0-6	.000	0-4	.000	2-2	1.000	1	0	1	0.2	1-0	0	1	0	0	2	0.3
TOTAL		6-0	18/3.0	0-6	.000	0-4	.000	2-2	1.000	1	0	1	0.2	1-0	0	1	0	0	2	0.3





**2025-26 NC State Men's Basketball  
Combined Team Statistics  
All games**

Page 1/1  
as of Jan 12, 2026

**Game Records**

Record	Overall	Home	Away	Neutral
ALL GAMES	12-5	8-2	2-1	2-2
CONFERENCE	3-1	1-1	2-0	0-0
NON-CONFERENCE	9-4	7-1	0-1	2-2

**Score by Periods**

Team	1st	2nd	OT	TOT
NC State	678	783	10	1471
Opponents	553	647	11	1211

**Team Box Score**

No.	Player				Total		3-Point		F-Throw		Rebounds											
		GP-GS	MIN	AVG	FG-FGA	FG%	3FG-3FGA	3FG%	FT-FTA	FT%	OFF	DEF	TOT	AVG	PF	DQ	A	TO	BLK	STL	PTS	AVG
1	WILLIAMS, Darrion	16-16	46:38	29.0	85-189	.450	34-80	.425	30-39	.769	22	68	90	5.6	45	2	53	22	4	14	234	14.6
2	MCNEIL, JR., Paul	17-16	45:04	26.8	70-161	.435	52-124	.419	47-58	.810	14	59	73	4.3	23	0	18	5	5	15	239	14.1
11	COPELAND, Quadir	17-17	44:58	26.4	77-135	.570	16-31	.516	60-80	.750	8	46	54	3.2	51	1	103	47	1	27	230	13.5
22	LUBIN, Ven-Allen	17-17	45:03	26.5	86-128	.672	3-8	.375	41-57	.719	45	68	113	6.6	44	0	17	20	11	11	216	12.7
5	HOLLOMAN, Tre	15-11	37:30	24.9	48-105	.457	27-62	.435	30-36	.833	2	22	24	1.6	29	2	36	25	3	10	153	10.2
3	ABLE, Matt	17-0	34:51	20.3	51-124	.411	26-69	.377	19-24	.792	11	44	55	3.2	31	0	19	16	5	23	147	8.6
15	DENG, Jerry	8-0	10:04	12.5	16-46	.348	11-34	.324	6-7	.857	4	13	17	2.1	8	0	3	3	1	5	49	6.1
7	BREED, Alyn	16-6	25:14	16.2	24-58	.414	8-25	.320	20-22	.909	4	31	35	2.2	33	2	21	9	1	12	76	4.8
21	ARCENEUX, Terrance	13-0	19:20	15.0	19-44	.432	8-24	.333	10-14	.714	11	19	30	2.3	7	0	7	5	7	13	56	4.3
13	SAGNIA, Musa	17-1	25:29	15.2	20-32	.625	1-3	.333	6-14	.429	27	35	62	3.6	35	1	8	8	10	13	47	2.8
12	EBUBE, Scottie	10-1	41:34	4.2	7-8	.875	0-0	.000	2-7	.286	6	6	12	1.2	16	1	0	5	6	3	16	1.6
0	SNELL, Jordan	6-0	14:43	2.5	2-6	.333	2-5	.400	0-0	.000	0	1	1	0.2	1	0	2	0	0	0	6	1.0
45	LANGDON, Colt	6-0	17:55	3.0	0-6	.000	0-4	.000	2-2	1.000	1	0	1	0.2	1	0	0	1	0	0	2	0.3
Team											18	37	55					4				
<b>Total</b>		<b>17</b>	<b>3425</b>		<b>505-1042</b>	<b>.485</b>	<b>188-469</b>	<b>.401</b>	<b>273-360</b>	<b>.758</b>	<b>173</b>	<b>449</b>	<b>622</b>	<b>36.6</b>	<b>324</b>	<b>9</b>	<b>287</b>	<b>170</b>	<b>54</b>	<b>146</b>	<b>1471</b>	<b>86.5</b>
<b>Opponents</b>		<b>17</b>	<b>3425</b>		<b>401-945</b>	<b>.424</b>	<b>151-461</b>	<b>.328</b>	<b>258-366</b>	<b>.705</b>	<b>158</b>	<b>407</b>	<b>565</b>	<b>33.2</b>	<b>298</b>	<b>8</b>	<b>211</b>	<b>242</b>	<b>52</b>	<b>97</b>	<b>1211</b>	<b>71.2</b>

**Team Statistics**

	NCSU	OPP
<b>Scoring</b>	<b>1471</b>	<b>1211</b>
Points per game	86.5	71.2
Scoring margin	+15.3	-
<b>Field goals-att</b>	<b>505-1042</b>	<b>401-945</b>
Field goal pct	.485	.424
<b>3 point fg-att</b>	<b>188-469</b>	<b>151-461</b>
3-point FG pct	.401	.328
3-pt FG made per game	11.1	8.9
<b>Free throws-att</b>	<b>273-360</b>	<b>258-366</b>
Free throw pct	.758	.705
F-Throws made per game	16.1	15.2
<b>Rebounds</b>	<b>622</b>	<b>565</b>
Rebounds per game	36.6	33.2
Rebounding margin	+3.4	-
<b>Assists</b>	<b>287</b>	<b>211</b>
Assists per game	16.9	12.4
<b>Turnovers</b>	<b>170</b>	<b>242</b>
Turnovers per game	10.0	14.2
Turnover margin	+4.2	-
Assist/turnover ratio	1.7	0.9
<b>Steals</b>	<b>146</b>	<b>97</b>
Steals per game	8.6	5.7
<b>Blocks</b>	<b>54</b>	<b>52</b>
Blocks per game	3.2	3.1
<b>Winning streak</b>	<b>2</b>	<b>-</b>
Home win streak	0	-
<b>Attendance</b>	<b>150603</b>	<b>17930</b>
Home games-Avg/Game	10-15060	3-5977
Neutral site-Avg/Game	-	4-1800

**Team Results**

Date	Opponent		Score	Att.
11/03/2025	N.C. Central	W	114-66	19119
11/07/2025	UAB	W	94-70	15918
11/12/2025	UNC Greensboro	W	110-64	14516
11/17/2025	VCU	W	85-79	14805
11/24/2025	vs Seton Hall	L	74-85	2400
11/25/2025	vs Boise St.	W	81-70	2400
11/26/2025	vs Texas	L	97-102	2400
12/03/2025	at Auburn	L	73-83	9121
12/06/2025	UNC Asheville	W	75-63	14862
12/10/2025	Liberty	W	85-45	14515
12/13/2025	Kansas	Lot	76-77	19119
12/17/2025	Texas Southern	W	108-72	5500
12/21/2025	vs Ole Miss	W	76-62	0
12/31/2025	Wake Forest	W	70-57	16105
01/03/2026	Virginia	L	61-76	16144
01/06/2026	at Boston College	W	79-71	1892
01/10/2026	at Florida St.	W	113-69	6917



## 2025-26 NC State Men's Basketball Combined Team Statistics In Conference games

Page 1/1  
as of Jan 12, 2026

### Game Records

Record	Overall	Home	Away	Neutral
ALL GAMES	3-1	1-1	2-0	0-0
CONFERENCE	3-1	1-1	2-0	0-0
NON-CONFERENCE	0-0	0-0	0-0	0-0

### Score by Periods

Team	1st	2nd	OT	TOT
NC State	152	171	0	323
Opponents	135	138	0	273

### Team Box Score

No.	Player				Total		3-Point		F-Throw		Rebounds											
		GP-GS	MIN	AVG	FG-FGA	FG%	3FG-3FGA	3FG%	FT-FTA	FT%	OFF	DEF	TOT	AVG	PF	DQ	A	TO	BLK	STL	PTS	AVG
1	WILLIAMS, Darrion	4-4	117:48	29.5	20-53	.377	10-22	.455	7-10	.700	4	21	25	6.3	12	0	12	5	2	7	57	14.3
2	MCNEIL, JR., Paul	4-4	118:31	29.6	15-36	.417	11-27	.407	12-16	.750	3	11	14	3.5	4	0	5	0	3	5	53	13.3
11	COPELAND, Quadir	4-4	108:37	27.2	17-34	.500	3-7	.429	10-14	.714	1	7	8	2.0	12	0	28	15	0	10	47	11.8
22	LUBIN, Ven-Allen	4-4	111:24	27.9	17-28	.607	0-1	.000	11-14	.786	10	14	24	6.0	10	0	3	5	5	2	45	11.3
3	ABLE, Matt	4-0	91:53	23.0	13-30	.433	9-17	.529	5-6	.833	4	10	14	3.5	8	0	4	3	0	4	40	10.0
21	ARCENEUX, Terrance	3-0	60:36	20.2	10-16	.625	5-9	.556	2-3	.667	3	6	9	3.0	0	0	2	0	2	6	27	9.0
7	BREED, Alyn	4-4	74:01	18.5	10-23	.435	3-9	.333	6-6	1.000	0	6	6	1.5	11	1	1	3	0	5	29	7.3
13	SAGNIA, Musa	4-0	70:53	17.7	6-11	.545	1-1	1.000	4-6	.667	10	6	16	4.0	9	0	2	3	1	1	17	4.3
12	EBUBE, Scottie	2-0	04:23	2.2	2-2	1.000	0-0	.000	0-0	.000	0	0	0	0.0	1	0	0	1	0	1	4	2.0
5	HOLLOMAN, Tre	2-0	36:23	18.2	1-5	.200	1-4	.250	1-2	.500	0	1	1	0.5	2	0	3	3	1	0	4	2.0
0	SNELL, Jordan	1-0	02:42	2.7	0-1	.000	0-1	.000	0-0	.000	0	0	0	0.0	1	0	1	0	0	0	0	0.0
45	LANGDON, Colt	1-0	02:42	2.7	0-1	.000	0-0	.000	0-0	.000	0	0	0	0.0	0	0	0	0	0	0	0	0.0
Team											5	13	18									
Total		4	800		111-240	.463	43-98	.439	58-77	.753	40	95	135	33.8	70	1	61	38	14	41	323	80.8
Opponents		4	800		91-212	.429	35-105	.333	56-79	.709	35	94	129	32.3	71	2	45	59	12	19	273	68.3


### Team Statistics

	NCSU	OPP
<b>Scoring</b>	<b>323</b>	<b>273</b>
Points per game	80.8	68.3
Scoring margin	+12.5	-
<b>Field goals-att</b>	<b>111-240</b>	<b>91-212</b>
Field goal pct	.463	.429
<b>3 point fg-att</b>	<b>43-98</b>	<b>35-105</b>
3-point FG pct	.439	.333
3-pt FG made per game	10.8	8.8
<b>Free throws-att</b>	<b>58-77</b>	<b>56-79</b>
Free throw pct	.753	.709
F-Throws made per game	14.5	14.0
<b>Rebounds</b>	<b>135</b>	<b>129</b>
Rebounds per game	33.8	32.3
Rebounding margin	+1.5	-
<b>Assists</b>	<b>61</b>	<b>45</b>
Assists per game	15.3	11.3
<b>Turnovers</b>	<b>38</b>	<b>59</b>
Turnovers per game	9.5	14.8
Turnover margin	+5.3	-
Assist/turnover ratio	1.6	0.8
<b>Steals</b>	<b>41</b>	<b>19</b>
Steals per game	10.3	4.8
<b>Blocks</b>	<b>14</b>	<b>12</b>
Blocks per game	3.5	3.0
<b>Winning streak</b>	<b>2</b>	<b>-</b>
Home win streak	0	-
<b>Attendance</b>	<b>32249</b>	<b>8809</b>
Home games-Avg/Game	2-16125	2-4405
Neutral site-Avg/Game	-	0-0

### Team Results

Date	Opponent		Score	Att.
12/31/2025	Wake Forest	W	70-57	16105
01/03/2026	Virginia	L	61-76	16144
01/06/2026	at Boston College	W	79-71	1892
01/10/2026	at Florida St.	W	113-69	6917



			<div>0</div> <div>JORDAN SNELL   SENIOR   GUARD</div> <div>6-3   195   CARY, N.C.   PANTHER CREEK</div>							LAST: Played final 2:42 of win at FSU; had 1 ast		CAREER HIGHS			
			GS/GP	PPG	RPG	APG	BLKS	STLS	FG%	3P %	FT %	• Walk-on who is entering his fourth year with the program		• P: 3 3x; last vs. Liberty (12-10-25)	
			6/0	1.0	0.2	0.3	0	0	33.3	40.0	-	• ACC Honor Roll selection last 2 seasons		• R: 1 3x; last at Boston Coll (2-11-23)	
										• Has appeared in 20 games in career		• A: 1 2x; last at Florida St (1-10-26)			
										• Cousin of NBA star Stephen Curry		• S:			
2025-26 RECORD			<div>1</div> <div>DARRION WILLIAMS   SENIOR   FORWARD</div> <div>6-6   225   SACRAMENTO, CALIF.   BISHOP GORMAN (NEV.) (NEVADA &amp; TEXAS TECH)</div>							LAST: 20pt/10reb double-double; added 5 ast in win at FSU		CAREER HIGHS			
12-5 / 3-1 ACC			GS/GP	PPG	RPG	APG	BLKS	STLS	FG%	3P %	FT %	• Preseason ACC Player of the Year		• P: 32 UNC6 (11-12-25)	
			16/16	14.6	5.6	3.3	4	14	45.0	42.5	76.9	• Preseason All-American on The Athletic, CBS Sports, ESPN, Jon Rothsetin		• R: 14 Texas A&M-CC (11-16-23)	
										• Avg 15.1 pts, 5.5 rebs & 3.6 asts per game at Texas Tech last season		• A: 11 Northwestern State (11-9-24)			
										• All-Big 12 First Team selection last season		• S: 5 Oklahoma State (3-5-24)			
LAST GAME			<div>2</div> <div>PAUL McNEIL, JR.   SOPHOMORE   GUARD</div> <div>6-5   190   ROCKINGHAM, N.C.   RICHMOND SENIOR</div>							LAST: team-high 21 pts, 6 rebs, 1 ast in win at FSU		CAREER HIGHS			
W, 113-69 at Florida State			GS/GP	PPG	RPG	APG	BLKS	STLS	FG%	3P %	FT %	• Set school record & tied program record with 11 3s vs. Texas Southern		• P: 47 Texas Southern (12-17-25)	
			17/16	14.1	4.3	1.0	5	15	43.5	41.9	81.0	• Only scholarship player back from last season's team		• R: 10 Texas Southern (12-17-25)	
										• Consensus four-star recruit in Class of 2024; No. 45 overall by ESPN		• A: 3 6x; last at BC (1-6-26)			
										• Set NC HS scoring record that had stood since 1950 with 71 pts on 1/16/24		• S: 2 3x; last vs WFU (12-31-25)			
NEXT GAME			<div>3</div> <div>MATT ABLE   FRESHMAN   GUARD</div> <div>6-6   205   BALTIMORE, MD.   SAGEMONT PREP (FLA.)</div>							LAST: tied season-high with 15 pts (5-7 3s), 5 rebs, 2 ast in win at FSU		CAREER HIGHS			
Jan. 20 at Clemson			GS/GP	PPG	RPG	APG	BLKS	STLS	FG%	3P %	FT %	• Consensus four-star recruit in Class of 2025; No. 19 overall by On3		• P: 15 2x; last at Florida St (1-10-26)	
7 PM on ACC Network			16/0	8.6	3.2	1.0	5	23	41.1	37.7	79.2	• Highest ranked freshman signee for Pack since Dennis Smith, Jr. in 2016		• R: 7 NC Central (11-3-25)	
										• Avg 20.4 pts, 5.9 rebs & 3.7 steals per game at Sagemont Prep last season		• A: 4 NC Central (11-3-25)			
										• In Summer 2025 named MVP of Damian Lillard's Formula Zero Camp		• S: 5 Boise State (11-25-25)			
HEAD COACH			<div>5</div> <div>TRE HOLLOMAN   SENIOR   GUARD</div> <div>6-2   195   MINNEAPOLIS, MINN.   CRETIN-DERHAM (MICHIGAN STATE)</div>							LAST: DNP		CAREER HIGHS			
Will Wade			GS/GP	PPG	RPG	APG	BLKS	STLS	FG%	3P %	FT %	• Transfers to NC State after three years at Michigan State		• P: 25 VCU (11-17-25)	
NCSU: 12-5 / 1st			15/11	10.2	1.6	2.4	3	10	45.7	43.5	83.3	• Co-captain at MSU last season; avg 9.1 pts & 3.7 ast per game		• R: 6 Stony Brook (12-21-23)	
CAR: 258-110 / 12th										• Scored in double figures 16 times last season for the Spartans		• A: 10 Georgia Southern (11-28-23)			
										• Two-sport star in HS; was also rated as three-star cornerback		• S: 6 Samford (11-19-24)			
ASSISTANT COACHES			<div>7</div> <div>ALYN BREED   REDSHIRT SENIOR   GUARD</div> <div>6-3   200   POWDER SPRINGS, GA.   McEACHEM (PROVIDENCE &amp; McNEESE)</div>							LAST: 6 pts, 1 reb, 1 stl in win at FSU		CAREER HIGHS			
Brandon Chambers			GS/GP	PPG	RPG	APG	BLKS	STLS	FG%	3P %	FT %	• Comes to NC State after 3 years at Providence & 2 at McNeese		• P: 18 2x; last vs S Dak St (11-4-24)	
Vernon Hamilton			16/6	4.8	2.2	1.3	1	12	41.4	32.0	90.9	• Scored 35 pts in first 2 McNeese games last season before injury forced him to miss rest of the season		• R: 11 Villanova (1-23-21)	
Adam Howard										• Avg 4.8 pts per game as a junior at Providence		• A: 5 Georgetown (1-30-21)			
										LAST: DNP		CAREER HIGHS			
										• Freshman signee who comes to NC State from Helsinki, Finland		• P:			
										• Played for Drive Academy Espoo U20 last season		• R:			
										• Led team to 12-0 record and EYBL U20 title		• A:			
										• Member of Finnish U18 National Team in 2023		• S:			
2025-26 SCHEDULE			<div>11</div> <div>QUADIR COPELAND   SENIOR   GUARD</div> <div>6-6   220   PHILADELPHIA, PA.   IMG ACADEMY (FLA.) (SYRACUSE &amp; McNEESE)</div>							LAST: 10 pts, team-high 6 ast and team-high 3 stl in win at FSU		CAREER HIGHS			
DATE	OPPONENT	RESULT	GS/GP	PPG	RPG	APG	BLKS	STLS	FG%	3P %	FT %	• Comes to NC State after spending last season at McNeese & 2 at Syracuse		• P: 28 Texas (11-26-25)	
11.3	NC Central	W, 114-66	17/17	13.5	3.2	6.1	1	27	57.0	51.6	75.0	• Scored 35 pts in first 2 McNeese games last season before injury forced him to miss rest of the season		• R: 13 New Hampshire (11-6-23)	
11.7	UAB	W, 94-70								• Played 2 years at Syracuse; Avg 9.6 pts & 4.6 rebs as soph with Cuse		• A: 11 2x; last vs. NW State (1-3-25)			
11.12	UNCG	W, 110-64								LAST: DNP		CAREER HIGHS			
11.17	VCU	W, 85-79								• Comes to NC State after one season at Wyoming & 2 at Southern Illinois		• P: 37 San Jose State (1-25-25)			
11.24	vs. Seton Hall	L, 74-85								• Averaged 5.0 pts & 2.7 rebs per game at Wyoming last season		• R: 8 3x; last vs Murray St (1-27-24)			
11.25	vs. Boise State	W, 81-70								• Shot 67.6% last year at Wyoming and 69.0% in 23-24 at Southern Illinois		• S: 3 2x; last vs San Jose St (1-25-25)			
11.26	vs. Texas	L, 97-102								LAST: season-high 7 pts, 3 rebs, 2 ast in win at FSU		• B: 3 2x; last vs Texas Southern (12-17-23)			
12.3	at #20 Auburn	L, 73-83								• Played for Baxi Manresa in Liga ACB, the top professional league in Spain, since 2021		• P: 7 Florida State (1-10-26)			
12.6	UNC Asheville	W, 75-63	GS/GP	PPG	RPG	APG	BLKS	STLS	FG%	3P %	FT %	• Avg 3.8 pts & 3.1 rebs per game last season		• R: 10 UAB (11-7-25)	
12.10	Liberty	W, 85-45	17/1	2.8	3.6	0.5	10	13	62.5	33.3	42.9	• Declared as an early entrant for the 2023 and 2024 NBA Draft but		• A: 3 NC Central (11-3-25)	
12.13	#19 Kansas	L, 76-77(ot)								LAST: DNP		CAREER HIGHS			
12.17	Texas Southern	W, 108-72								• Comes to NC State after one season at Florida State & one at Hampton		• P: 37 Mary Baldwin (12-11-23)			
12.21	vs. Ole Miss	W, 76-62	GS/GP	PPG	RPG	APG	BLKS	STLS	FG%	3P %	FT %	• Avg 7.0 points per game last season at FSU		• R: 10 North Carolina A&T (2-1-24)	
12.31	Wake Forest	W, 70-57	8/0	6.1	2.1	0.4	1	5	34.8	32.4	85.7	• Ranked second on the team with 44 made three-pointers		• A: 3 3x; last vs Syracuse (1-4-25)	
1.3	#21 Virginia	L, 61-76								• Scored in double figures 10x, including 4 of the last 5 of the season		• B: 2 5x; last vs Monmouth (2-29-24)			
1.6	at Boston College	W, 79-71								LAST: season-high 13 pts, 5 rebs, 4 stls in win at FSU		CAREER HIGHS			
1.10	at Florida State	W, 113-69	GS/GP	PPG	RPG	APG	BLKS	STLS	FG%	3P %	FT %	• Comes to NC State after 3 seasons at Houston		• P: 16 Toledo (12-18-24)	
1.17	Georgia Tech		13/0	4.3	2.3	0.5	7	13	43.2	33.3	71.4	• Avg 6.5 pts & 2.7 rebs per game last season for Cougar team that advanced to NCAA National Title Game		• R: 10 Jackson State (12-9-23)	
1.20	at Clemson									• Scored in double figures in 13 games last season		• A: 6 Oklahoma State (2-4-25)			
1.24	at Pitt									LAST: 19 pts (6-7 FG, 7-8 FT), 5 rebs, career-high 4 blks in win at FSU		• B: 4 Hofstra (11-22-24)			
1.27	Syracuse									• Avg 8.6 pts & 5.6 rebs per game last season at UNC		• P: 25 2x; last vs Florida (3-9-24)			
1.31	at Wake Forest		GS/GP	PPG	RPG	APG	BLKS	STLS	FG%	3P %	FT %	• Shot 67.7% last season for UNC which is second-best in school history		• R: 13 2x; last vs WF (3-13-25)	
2.3	at SMU		17/17	12.7	6.6	1.0	11	11	67.2	37.5	71.9	• Efficient scorer has shot over 50% from field every year of college		• S: 3 Arkansas (3-13-24)	
2.7	Virginia Tech									• Played at UNC, Vanderbilt and Notre Dame in collegiate career		• B: 4 Florida St (1-10-26)			
2.9	at Louisville									LAST: DNP		CAREER HIGHS			
2.14	Miami									• Consensus four-star recruit in Class of 2025; No. 57 overall by ESPN		• P:			
2.17	North Carolina		GS/GP	PPG	RPG	APG	BLKS	STLS	FG%	3P %	FT %	• Led Christ School to back-to-back NCISAA state titles		• R:	
2.24	at Virginia									• Named 2025 Mr. Basketball in North Carolina		• A:			
2.28	at Notre Dame									• As a senior avg 15.6 pts, 8.0 rebs, 2.3 asts, 2.0 stls & 1.0 blocks per game		• B:			
3.2	Duke									LAST: Played final 2:42 of win at FSU		CAREER HIGHS			
3.7	Stanford		GS/GP	PPG	RPG	APG	BLKS	STLS	FG%	3P %	FT %	• Spent last season at Butler and redshirted with Bulldogs		• P: 2 UAB (11-7-25)	
			6/0	0.3	0.2	0.0	0	0	0.0	0.0	100	• Originally in Class of 2025 but reclassified up to 2024		• R: 1 NC Central (11-3-25)	
										• Finished HS career as Millbrook's all-time leading scorer with 1,758 points		• A:			
										• In 2023-24 season, avg 26.4 pts, 10.0 rebs, 1.7 asts & 1.5 steals per game		• S:			
CONTACT															
CONTACT: Craig Hammel															
EMAIL: cwhamme2@ncsu.edu															
CELL: (317) 292-0858															

# 2025-26 NC STATE MEN'S BASKETBALL TV ROSTER



**0**

**Jordan Snell**  
G · 6-3 · 195 · SR  
Cary, NC




**1**

**Darrion Williams**  
F · 6-6 · 225 · SR  
Sacramento, CA



**2**

**Paul McNeil, Jr.**  
G · 6-5 · 190 · SO  
Rockingham, NC



**3**

**Matt Able**  
G · 6-6 · 205 · FR  
Baltimore, MD



**5**

**Tre Holloman**  
G · 6-2 · 195 · SR  
Minneapolis, MN



**7**

**Alyn Breed**  
G · 6-3 · 200 · R-SR  
Powder Springs, GA



**10**

**Jayme Kontuniemi**  
G · 6-4 · 215 · FR  
Helsinki, Finland



**11**

**Quadir Copeland**  
G · 6-6 · 220 · SR  
Philadelphia, PA



**12**

**Scottie Ebube**  
C · 6-10 · 280 · SR  
Mundelein, IL



**13**

**Musa Sagnia**  
F · 6-10 · 235 · FR  
Bakau, The Gambia



**15**

**Jerry Deng**  
F · 6-9 · 230 · JR  
Rochester, NY



**21**

**Terrance Arceneaux**  
G · 6-6 · 205 · R-JR  
Beaumont, TX



**22**

**Ven-Allen Lubin**  
F · 6-9 · 250 · SR  
Orlando, FL



**33**

**Zymicah Wilkins**  
F · 6-9 · 260 · FR  
Rutherfordton, NC



**45**

**Colt Langdon**  
F · 6-7 · 230 · R-FR  
Raleigh, NC



**Will Wade**  
Head Coach



**Brandon Chambers**  
Assistant Coach



**Vernon Hamilton**  
Assistant Coach



**Adam Howard**  
Assistant Coach