



GAME NOTES

#18/18 CLEMSON TIGERS 16-4, 6-1 (ACC) VS. GEORGIA TECH YELLOW JACKETS 11-8, 2-4 (ACC)

ACC Game #8 • Road Game #6

TV: ACCN

Radio: 105.5 FM "The Roar" (Clemson Athletic Network)

Saturday, January 24 • McCamish Pavilion (Atlanta, Ga.) • 12 p.m.



32 POSTSEASON APPEARANCES • 15 NCAA TOURNAMENTS • 5 SWEET SIXTEENS • 2 ELITE EIGHTS • 1990 ACC REGULAR SEASON CHAMPIONS

BROADCAST INFORMATION

ACCN

Play-by-Play: Mike Morgan
Analyst: Brandon Johnson
Producer: Tanner Phipps
Watch Link: <https://bit.ly/49P9jLZ>

CLEMSON ATHLETIC NETWORK

Play-by-Play: Don Munson
Analyst: Tim Bourret
Engineer: Ben Milstead
SiriusXM: Channel 382, and on the SiriusXM App

LIVE STATS

<https://stats.statbroadcast.com/broadcast/?id=611930&vislive=clem>

SCHEDULE & RESULTS

Date	AP Rank	CU Opp	Opponent	TV	Eastern Time
0 17	-	-	PRESBYTERIAN EXHIB	N/A	W, 83-44
November (7-1)					
N 3	-	-	NEW HAMPSHIRE	ACCNX	W, 88-38
N 7	-	-	GARDNER-WEBB	ACCN	W, 97-59
N 11	-	-	MOREHEAD STATE	ACCNX	W, 83-56
N 15	-	-	at Georgetown	Peacock	L, 74-79
N 17	-	-	NORTH ALABAMA	ACCN	W, 81-61
N 21	-	-	vs. West Virginia ¹	ESPNU	W, 70-67
N 23	-	-	vs. Georgia ¹	ESPN	W, 97-94 (OT)
N 28	-	-	ALABAMA A&M	ACCNX	W, 92-56
December (4-2)					
D 3	-	12	at Alabama ²	ESPNU	L, 84-90
D 9	-	10	vs. BYU ³	ESPN	L, 64-67
D 13	-	-	MERCER	ACCNX	W, 70-63
D 16	-	-	SOUTH CAROLINA	ESPN2	W, 68-61
D 21	-	-	vs. Cincinnati ⁴	ESPN	W, 68-65
D 31	-	-	at Syracuse ⁵	ESPN2	W, 64-61
January (5-1)					
J 3	-	-	at Pittsburgh [*]	The CW	W, 73-68
J 7	-	24	SMU [*]	ESPNU	W, 74-70
J 10	-	-	at Notre Dame [*]	ESPN2	W, 76-61
J 13	22	-	BOSTON COLLEGE [*]	ACCN	W, 74-50
J 17	22	-	MIAMI (FLA.) [*]	The CW	W, 69-59
J 20	18	-	NC STATE [*]	ACCN	L, 76-80 OT
J 24	18	-	at Georgia Tech	ACCN	12 p.m.
J 31	-	-	PITTSBURGH [*]	ACCN	12 p.m.
February (0-0)					
F 4	-	-	at Stanford [*]	ACCN	10 p.m.
F 7	-	-	at California [*]	ACCN	8 p.m.
F 11	-	-	VIRGINIA TECH [*]	ACCN	7 p.m.
F 14	-	-	at Duke [*]	ESPN	12 p.m.
F 18	-	-	at Wake Forest	ACCN	7 p.m.
F 21	-	-	FLORIDA STATE [*]	The CW	12 p.m.
F 28	-	-	LOUISVILLE [*]	ESPN/2	TBD
March (0-0)					
M 3	-	-	at North Carolina [*]	ESPN/2/U	7 p.m.
M 7	-	-	GEORGIA TECH [*]	ACCN	12 p.m.
M 10-14	-	-	ACC Tournament Championship ⁵		

* - ACC contest; Note: Home games in bold; ¹ Charleston Classic (TD Arena; Charleston, S.C.); ² ACC/SEC Challenge; ³ Jimmy V Classic (Madison Square Garden; New York, N.Y.); ⁴ Greenville Winter Invitational (Bon Secours Wellness Arena; Greenville, S.C.); ⁵ ACC Tournament (Spectrum Center; Charlotte, N.C.)

CLEMSONGRIT

DEFINITION

Passion and perseverance toward a long-term goal.

CULTURE OF COMMITMENT

Integrity, Work Ethic, Sacrifice

"Grit, passion and perseverance toward a long-term goal and that can be applied to many things. It's not just about a season. It might be a college career. It might be a professional career. It might be graduating from college. It can pertain to just about anything. You need to have tremendous passion for something in your life if you want to be successful." - Head Coach Brad Brownell

COMMUNICATIONS

BEN WINTERROWD

Associate Director for Strategic Communications and Publicity
Email: winterr@clemson.edu
Cell: (630) 862-8828

Clemson Athletics Website: ClemsonTigers.com

Clemson Basketball X/Instagram/Facebook: @ClemsonMBB

CLEMSON RECORDS

Overall:	16-4	L1
vs. ACC opponents:	6-1	L1
Non-Conference regular-season:	10-3	W3
Home:	10-1	L1
Away:	3-2	W3
Neutral:	3-1	W1

SERIES AT A GLANCE

OVERALL	Clemson leads 79-69
Current Streak	Georgia Tech, 1
Last Meeting	Clemson 86, Georgia Tech 89 3OT (2-4-25)

CLEMSON BASKETBALL HEADLINES

» **ELDEN CAMPBELL PASSES AWAY:** Elden Campbell, Clemson's all-time leading scorer and three-time All-ACC player, died on Monday, December 1. He was 57 years old.

• Campbell finished his Clemson career with 1,880 points, a record that still stands 35 years after he played his last game. He is still first in career made field goals (754), tied for first in career double figure scoring games (97), second in blocked shots (334), third in 20-point scoring games (34), seventh in made free throws (369) and eighth in career rebounds (836).

• As a senior in 1989-90, he teamed with Dale Davis to give Clemson one of the top frontcourt combinations in college basketball. Both were named honorable mention All-American by the Associated Press, the only time Clemson has had two All-Americans on the same team.

• Campbell led the 1989-90 Tigers in scoring with a 16.4 average. Clemson won the ACC regular season championship for the only time in school history, finished with a 26-9 record and advanced to the Sweet 16 of the NCAA Tournament.

» **NEW LOOK TIGERS:** Clemson underwent its largest roster turnover under Brad Brownell this past offseason that saw the graduations of Chase Hunter, Ian Schieffelin, Viktor Lakhin, Jaeden Zackery, Matt Kelly, Daniel Nauseef and Andrew Latiff. While seven exhausted eligibility, six entered the transfer portal. Dillon Hunter, Dallas Thomas and Ace Buckner are the stayovers from last year's roster.

• Clemson was active in the transfer portal, adding talent from all over the country, including Nick Davidson (Nevada), Carter Welling (Utah Valley), RJ Godfrey (Georgia), Jake Wahlin (Utah), Butta Johnson (UAB) and Justin Porter (Middle Tennessee State). In addition to these six, Clemson will also boast a freshmen class of four: Zac Foster, Chase Thompson, Trent Steinnour and Blake Davidson.

• Godfrey returns to Clemson after spending a year away from the program at Georgia. He was recruited by Brownell out of high school and played his first two seasons in Tigertown, including helping the Tigers to the Elite Eight in 2023-24.

• Godfrey on returning to play for Coach Brownell: "His philosophies have helped me just in life. It's something I took for granted my first two years here ... I'm so grateful I have the opportunity to play for Clemson again."

• Coach Brownell on the team this season: "Be patient. I think we're going to be exciting and fun to watch. The strength of our team is the TEAM. It's our depth."

» **WINNING WAYS:** Clemson won 74 games over the last three full seasons (2022-25), including two trips to the NCAA Tournament and the school's second Elite Eight appearance.

• The Tigers are 43-17 overall in the ACC over the same time period, the

BY THE NUMBERS

90

Clemson has won 90 games since the beginning of the 2022-23 season, which ranks second in the ACC during that span. From 2022-25, the Tigers were 74-30. Clemson's 74-30 record is the most wins in Clemson history over three consecutive years. The previous mark was a 72-30 mark between 2006-07 and 2008-09. Clemson is fifth in win percentage in the ACC since 2010 in overall games and league games.

second-most wins in the ACC behind Duke.

• Clemson's 74-30 record for the last three years is the most wins in Clemson history over three consecutive years. The previous mark was a 72-30 mark between 2006-07 and 2008-09.

• The Tigers won a school record 27 games in 2024-25, including wins over AP Top 5 Kentucky and Duke. Clemson finished 18-2 in the ACC – the most conference wins in school history, including a record 15 by double-digits (third-most in ACC history). The Tigers finished 9-1 on the road in league play, four more ACC road wins than any previous season.

• Since 2017-18, the Tigers are fourth in the ACC in wins (183) and fourth in league wins (95).

» **RESPECTED PROGRAM:** Clemson has garnered the respect of fellow coaches and media across the country for how Head Coach Brad Brownell has built his program and the success the Tigers have had over the last eight seasons, including their player development.

- "Clemson Basketball to me is Brad Brownell. Tough, gritty, incredibly prepared, ready for the next challenge." - Debbie Antonelli, ESPN

- "He's established the identity of what he wants Clemson Basketball to look like...I think he's obviously been underappreciated nationally. I think everyone in the league knows what type of coach he is." - Randolph Childress, ESPN

- "Brad Brownell and his staff do an excellent job with player development." - Paul Biancardi, Recruiting Director, CBB and NBA Draft Analyst for ESPN

- "Clemson Basketball is one of the premier individual player development programs in the country and they have been for awhile. Brad Brownell and his coaches do a great job." - Tom Crean, former head coach posted on X

- "I want to congratulate Coach Brownell and his team. I had a lot of respect for those guys coming in. In my opinion, I think he's one of the more underrated coaches in college basketball. Had all the traits of a good basketball team, tough and physical..." - Ross Hodge, West Virginia Head Coach

PRONUNCIATIONS

BROWNELL	BROWN-nehl
BUTTA	BUTT-uh
JESTIN	JEST-inn
STEINOUR	STINE-our
WAHLIN	WAH-leen (NOT WAY-teen or WAY-lin)

STATISTICAL OUTLOOK

	Clemson	Instagram	Ht.	Wt.	Yr.	Hometown	GP/GS	PPG	RPG	APG	MPG
F 0	RJ Godfrey	randallgodfreyjr	6-7	240	Sr.	Suwanee, Ga.	20/17	12.2	5.5	1.7	24.9
G 1	Jestin Porter	iamjestinporter	6-1	180	Gr.	Houston, Texas	20/19	11.2	2.0	1.4	26.2
G 2	Dillon Hunter	dillonhunter	6-3.5	195	Sr.	Atlanta, Ga.	20/20	8.8	3.9	3.3	28.8
F 3	Chase Thompson	chase_thompsOn	6-8	228	Fr.	Glenwood, Minn.	20/0	1.8	1.1	0.4	8.8
G 4	Butta Johnson	smoovlikbutta	6-4	180	Sr.	Huntsville, Ala.	20/1	5.4	1.9	0.8	18.6
G 5	Zac Foster	zac2shift	6-4	190	Fr.	Atlanta, Ga.	12/0	6.9	2.8	2.5	18.6
F 8	Dallas Thomas	bgadallas	6-9	180	Rfr.	Little Rock, Ark.	12/0	2.0	0.5	0.1	4.5
F 10	Jake Wahlin	jwahlin	6-10	210	Jr.	Provo, Utah	20/19	5.6	4.3	0.7	21.0
C 11	Nick Davidson	nickdavidsonn	6-10	235	RSr.	Mission Viejo, Calif.	20/10	8.9	4.1	1.3	21.3
F 14	Blake Davidson	blake.davidson.4	6-9	213	Fr.	Mission Viejo, Calif.					REDSHIRT
G 21	Ace Buckner	acebuckner_	6-3	180	Rfr.	Dallas, Texas	20/1	7.0	2.6	1.2	15.8
F 22	Carter Welling	carter.welling	6-11	240	Jr.	Draper, Utah	20/13	10.7	6.3	1.5	22.5
C 44	Trent Steinnour	trentsteinnour	6-10	218	Fr.	Huntersville, N.C.	5/0	1.2	1.2	0.0	2.8



2025-26 CLEMSON BROADCAST SHEET



#0 RJ GODFREY

SR • F • 6-7 • 240 • SUWANEE, GA.

@randallgodfreyjr

PPG	RPG	MPG	BLK	STL	APG	FG%	3FG%	FT%
12.2	5.5	24.9	11	13	1.7	.657	.167	.671

- Returned to Clemson this offseason after playing 2022-24 for the Tigers.
- Helped Tigers to 2024 Elite Eight.

LAST GAME

Eighth-straight double-digit scoring game with 16 points in loss to NC State (1/20/26).

SEASON HIGHS

Pts..... 19 (12/3/25)
Rebs..... 11 (11/11/25)
Asts..... 3, 6x, (12/3/25)
Stls..... 2, 3x, (1/17/26)
Blks..... 3 (11/21/25)



#1 JESTIN PORTER

GR • G • 6-1 • 180 • HOUSTON, TEXAS

@iamjestinporter

PPG	RPG	MPG	BLK	STL	APG	FG%	3FG%	FT%
11.2	2.0	26.2	3	28	1.4	.387	.360	.800

- 2025 Charleston Classic MVP
- 2024-25 All-CUSA Second Team
- 2x CUSA Player of the Week

LAST GAME

Scored 9 points with 4 rebounds and 1 steal in loss to NC State (1/20/26)

SEASON HIGHS

Pts..... 26 (1/10/26)
Rebs..... 5 (11/7/25)
Asts..... 4 (12/9/25)
Stls..... 5 (1/10/26)
Blks..... 1, 2x, (1/7/26)



#2 DILLON HUNTER

SR • G • 6-3.5 • 195 • ATLANTA, GA.

@dillonhunter

PPG	RPG	MPG	BLK	STL	APG	FG%	3FG%	FT%
8.8	3.9	28.8	0	21	3.3	.480	.393	.806


- Best career assist-to-turnover ratio in Clemson history (3.02).
- Broke hand during ACCT game vs. SMU (March 2025).

LAST GAME

Totaled 7 points with 5 assists, 1 steal and 1 rebound in loss to NC State (1/20/26).

SEASON HIGHS

Pts..... 16 (11/23/25)
Rebs..... 7, 2x, (1/10/26)
Asts..... 7 (1/17/26)
Stls..... 4 (1/17/26)
Blks..... 1



#3 CHASE THOMPSON

FR • F • 6-8 • 228 • GLENWOOD, MINN.

@chase_thomps0n

PPG	RPG	MPG	BLK	STL	APG	FG%	3FG%	FT%
1.8	1.1	8.8	2	3	0.4	.448	.313	.500

- Led Alexandria Area to its first-ever state title by claiming the Class 3A crown in Minnesota.
- Named Minnesota Mr. Basketball.

LAST GAME

Played 4 minutes in loss to NC State (1/20/26).

SEASON HIGHS

Pts..... 7, 2x, (1/7/26)
Rebs..... 5 (12/8/25)
Asts..... 3 (11/7/25)
Stls..... 2 (11/7/25)
Blks..... 1, 2x, (11/17/25)



#4 BUTTA JOHNSON

SR • G • 6-4 • 180 • HUNTSVILLE, ALA.

@smoovlikbutta

PPG	RPG	MPG	BLK	STL	APG	FG%	3FG%	FT%
5.4	1.9	18.6	3	10	0.8	.393	.355	.842

- Netted 14 double-digit scoring games, including season-high 24 in a 90-89 win at Rice (2/19/25).

LAST GAME

Scored 7 points with 4 rebounds in loss to NC State (1/20/26).

SEASON HIGHS

Pts..... 13 (11/23/25)
Rebs..... 5 (12/3/25)
Asts..... 3 (11/28/25)
Stls..... 3 (11/28/25)
Blks..... 2 (12/9/25)



#5 ZAC FOSTER

FR • G • 6-4 • 190 • ATLANTA, GA.

@zac2shifty

PPG	RPG	MPG	BLK	STL	APG	FG%	3FG%	FT%
6.9	2.8	18.6	2.5	3	5	.310	.277	.818

- Torn ACL (12/16/25).
- No. 70 overall prospect in 2025 class.
- Chose Clemson over Virginia Tech, Cincinnati, Georgia and West Virginia.

LAST GAME

Scored 2 points before leaving the game with injury. Tore ACL vs. South Carolina - no timetable for return.

SEASON HIGHS

Pts..... 14 (11/17/25)
Rebs..... 7 (12/13/25)
Asts..... 6 (11/17/25)
Stls..... 1 (11/7/25)
Blks..... 2 (11/3/25)



#8 DALLAS THOMAS

RFR • F • 6-9 • 180 • LITTLE ROCK, ARK.

@bgadallas

PPG	RPG	MPG	BLK	STL	APG	FG%	3FG%	FT%
2.0	0.5	4.5	0	0	0.1	.500	.455	.500


- Redshirted the 2024-25 season and will have four years of eligibility remaining beginning in 2025-26.

LAST GAME

Did not play against NC State (1/20/26).

SEASON HIGHS

Pts..... 6 (11/17/25)
Rebs..... 2 (11/3/25)
Asts..... 1 (11/28/25)
Stls..... 1
Blks..... 1



#10 JAKE WAHLIN

JR • F • 6-10 • 210 • PROVO, UTAH

@jwahlin

PPG	RPG	MPG	BLK	STL	APG	FG%	3FG%	FT%
5.6	4.3	21.0	4	4	0.7	.442	.346	.692

- Best collegiate season as a sophomore at Utah last year.
- Career-high points, rebounds, blocks, steals, assists and shooting percentages.

LAST GAME

Scored 5 points with 5 rebounds in loss to NC State (1/20/26).

SEASON HIGHS

Pts..... 14 (11/11/25)
Rebs..... 10 (11/17/25)
Asts..... 2, 4x, (12/21/25)
Stls..... 1, 4x, (12/31/25)
Blks..... 1, 4x, (12/31/25)



#11 NICK DAVIDSON

RSR • F/C • 6-10 • 235 • MISSION VIEJO, CALIF.

@nickdavidsonn

PPG	RPG	MPG	BLK	STL	APG	FG%	3FG%	FT%
8.9	4.1	21.3	7	12	1.3	.508	.342	.729

- Career year in final year at Nevada. Career-bests in points, assists, 3-point shooting, blocks and steals.

LAST GAME

Totaled 6 points with 2 rebounds in loss to NC State (1/20/26).

SEASON HIGHS

Pts..... 25 (1/13/26)
Rebs..... 9 (11/23/25)
Asts..... 3, 3x, (12/21/25)
Stls..... 2, 4x, (1/17/26)
Blks..... 1, 6x, (1/13/26)



#14 BLAKE DAVIDSON

FR • F • 6-9 • 213 • MISSION VIEJO, CALIF.

@blake.davidson.4

PPG	RPG	MPG	BLK	STL	APG	FG%	3FG%	FT%
---	---	---	---	---	---	---	---	---

- Younger brother of Nick Davidson
- Redshirting the 2025-26 season.

LAST GAME

No collegiate experience. Redshirting the 2025-26 season.

SEASON HIGHS

Pts
Rebs
Asts
Stls
Blks



#21 ACE BUCKNER

RFR • G • 6-3 • 180 • DALLAS, TEXAS

@acebuckner_

PPG	RPG	MPG	BLK	STL	APG	FG%	3FG%	FT%
7.0	2.6	15.8	1	16	1.2	.436	.205	.806


- Redshirted 2024-25 season and will be a redshirt freshman in 2025-26.
- Son of Littlejohn Legend Greg Buckner.

LAST GAME

Scored 12 points with 2 rebounds off the bench in loss to NC State (1/20/26).

SEASON HIGHS

Pts..... 19 (12/16/25)
Rebs..... 7, 2x, (12/16/25)
Asts..... 3, 3x, (12/21/25)
Stls..... 3 (12/31/25)
Blks..... 1 (11/3/25)



#22 CARTER WELLING

JR • F • 6-11 • 240 • DRAPER, UTAH

@carter.welling

PPG	RPG	MPG	BLK	STL	APG	FG%	3FG%	FT%
10.7	6.3	22.5	12	18	1.5	.493	.324	.670


- 2025 WAC Defensive Player of the Year
- Career highs in points, blocks, steals, rebounds, 3-point shooting

LAST GAME

Scored 14 points with 9 rebounds and 2 assists in loss to NC State (1/20/26).

SEASON HIGHS

Pts..... 18 (1/17/26)
Rebs..... 11 (11/7/25)
Asts..... 4 (1/7/26)
Stls..... 3, 2x, (12/16/25)
Blks..... 2, 3x, (1/3/26)



#44 TRENT STEINOUR

FR • F/C • 6-10 • 218 • HUNTSVILLE, N.C.

@trentsteinour

PPG	RPG	MPG	BLK	STL	APG	FG%	3FG%	FT%
1.2	1.2	2.8	0	0	0.0	.250	.000	.667

- Chose Clemson over Georgia, Penn State, Virginia Tech, Wake Forest and South Carolina.
- Grandson of former Tiger, Randy Mahaffey (1964-67).

LAST GAME

Did not play against NC State (1/20/26).

SEASON HIGHS

Pts..... 4 (11/28/25)
Rebs..... 2, 3x, (1/13/26)
Asts
Stls
Blks

ROSTER

No	Name	Pos	Hgt	Wgt	Year	Hometown	High School	Previous School	Pronunciation
0	RJ Godfrey	F	6-7	240	Sr.	Suwanee, Ga.	North Gwinnett	Georgia	
1	Jestin Porter	G	6-1	180	Gr.	Houston, Texas	Cypress Ridge	Middle Tennessee State	
2	Dillon Hunter	G	6-3.5	195	Sr.	Atlanta, Ga.	Westlake		
3	Chase Thompson	F	6-8	228	Fr.	Glenwood, Minn.	Alexandria Area (Alexandria, Minn.)		
4	Efrem "Butta" Johnson	G	6-4	180	Sr.	Huntsville, Ala.	Grissom	UAB	EF-frum
5	Zac Foster	G	6-3	190	Fr.	Atlanta, Ga.	Woodward Academy (College Park, Ga.)		
8	Dallas Thomas	F	6-9	180	RFr.	Little Rock, Ark.	Parkview Magnet		
10	Jake Wahlin	F	6-10	210	Jr.	Provo, Utah	Timpview	Utah	WAH-leen
11	Nick Davidson	F/C	6-10	235	RSr.	Mission Viejo, Calif.	Mater Dei (Santa Ana, Calif.)	Nevada	
14	Blake Davidson	F	6-9	213	Fr.	Mission Viejo, Calif.	Mater Dei (Santa Ana, Calif.)		
21	Ace Buckner	G	6-2	180	RFr.	Dallas, Texas	La Lumiere (La Porte, Ind.)		
22	Carter Welling	F	6-11	240	Jr.	Draper, Utah	Corner Canyon	Utah Valley	
44	Trent Steinhour	C	6-10	218	Fr.	Huntersville, N.C.	Lake Norman		STINE-our

Head Coach: Brad Brownell

Associate Head Coach: Billy Donlon

Assistant Coaches: Sean Dixon and Dick Bender

Director of Basketball Operations: Andy Assaley

Director of Strength & Conditioning: Jon Uribe

General Manager: Lucas McKay

Special Assistant to the Head Coach: Jeff Reynolds

Director of Player Development: Terrell McIntyre

Sports Medicine: Brad Crowe

Video Coordinator: AJ Morris

Nutritionist: Michelle Sweeney

Graduate Managers: Kameron Langley, Tyler Pepicelli, Carlos Dotson

Undergraduate Managers: Luke Ciprich (head manager), Will Buchert, Sebastian Miller, Josh Davis, Cameron White, James Liollio, Alijah Jones




#0 RJ GODFREY
F • 6-7 • 240 • Sr.
Suwanee, Ga.



#1 JESTIN PORTER
G • 6-1 • 180 • Gr.
Houston, Texas



#2 DILLON HUNTER
G • 6-3.5 • 195 • Sr.
Atlanta, Ga.




#3 CHASE THOMPSON
F • 6-8 • 228 • Fr.
Glenwood, Minn.




#4 BUTTA JOHNSON
G • 6-4 • 180 • Sr.
Huntsville, Ala.



#5 ZAC FOSTER
G • 6-4 • 190 • Fr.
Atlanta, Ga.



#8 DALLAS THOMAS
F • 6-8 • 180 • RFr.
Little Rock, Ark.



#10 JAKE WAHLIN
F • 6-10 • 210 • Jr.
Provo, Utah



#11 NICK DAVIDSON
F/C • 6-10 • 235 • RSr.
Mission Viejo, Calif.



#14 BLAKE DAVIDSON
F • 6-9 • 213 • Fr.
Mission Viejo, Calif.



#21 ACE BUCKNER
G • 6-3 • 180 • RFr.
Dallas, Texas



#22 CARTER WELLING
F • 6-11 • 240 • Jr.
Draper, Utah



#44 TRENT STEINHOURL
F/C • 6-10 • 218 • Fr.
Huntersville, N.C.



BRAD BROWNELL
Head Coach
16th Season



BILLY DONLON
Associate Head Coach
4th Season



SEAN DIXON
Assistant Coach
4th Season



DICK BENDER
Assistant Coach
14th Season*



ANDY ASSALEY
Director of Operations
4th Season



JON URIBE
Strength and Conditioning
1st Season



TERRELL MCINTYRE
Player Development
9th Season



JEFF REYNOLDS
Special Asst. to Head Coach
5th Season



LUCAS MCKAY
General Manager
14th Season*



BRAD CROWE
Sports Medicine
10th Season




AJ MORRIS
Video Coordinator
4th Season



MICHELLE SWEENEY
Nutrition
5th Season



KAMERON LANGLEY
Graduate Manager
2nd Season



TYLER PEPICELLI
Graduate Manager
5th Season*



CARLOS DOTSON
Graduate Manager
1st Season



BEN WINTERROWD
Sports Information
9th Season



LUKE CIPRICH
Head Manager
4th Season

* – denotes multiple stints served on full-time staff or support staff for Clemson Basketball

HEAD COACH BRAD BROWNELL



CAREER RECORDS

Overall Record: 475-285
Conference Games (regular season career): 253-170
Non-Conference Games (at Clemson): 145-54
ACC Tournament: 7-13
NCAA Tournament (career): 6-8
Overtime Games (at Clemson): 14-8
NIT (career): 4-4

CAREER RECORDS (ACC PLAY)

Overall Record (Regular Season): 152-129
Overall Record (inc. postseason): 160-143
ACC Tournament: 8-14

ALL-TIME WINGEST COACHES

1.	Brad Brownell (2010-present)	308-200
2.	Cliff Ellis (1985-94)	177-128
3.	Bill Foster (1975-84)	156-106
4.	Oliver Purnell (2003-10)	138-88
5.	Joe Davis (1932-40)	101-86

CAREER RECORDS

Season Victories: 27
Brad Brownell, 2024-25

Home Victories
199, Brad Brownell (199-60), 2010-25

Road Victories
63, Brad Brownell, 2010-25

ACC Season Victories
18, Brad Brownell, 2024-25

ACC Home Victories
9, Brad Brownell, 2022-23; 2024-25

ACC Road Victories
9, Brad Brownell, 2024-25

ACC Regular Season Career Victories
152, Brad Brownell (152-129), 2010-25

Overall Wins vs. ACC Teams
160, Brad Brownell (160-143), 2010-25

Overall Winning Percentage
vs. ACC Teams: .528, Brad Brownell (160-143), 2010-25

Overall ACC Home Winning Percentage
.695, Brad Brownell (98-43), 2010-25

ABOUT BRAD BROWNELL

Born November 15, 1968
Hometown Evansville, Indiana
High School Harrison High School
Degree DePauw University (1991); history
Master's University of Indianapolis (1994); history

FAMILY

Wife Paula
Daughter Abby
Daughter Kate

COACHING EXPERIENCE

Years	School, Position
1991-92	Evansville, graduate assistant
1992-94	Indianapolis; assistant coach
1994-2002	UNC Wilmington, assistant coach
2002-06	UNC Wilmington, head coach
2006-10	Wright State, head coach
2010-pres.	Clemson, head coach

PLAYING EXPERIENCE

Years	
1988-91	DePauw University (Ranks seventh in school history in career assists - 332; 15th in steals - 102; 17th in free throw percentage - .782)
1989-90 Season	.899 free throw percentage; 132 assists, 47 steals (all top 10 single season; 2nd in FT, 10th in AST, 9th in STL)

COACHING HONORS

2003	Colonial Athletic Association Coach of the Year
2006	Colonial Athletic Association Coach of the Year
2008	Horizon League Coach of the Year
2018	Sports Illustrated College Basketball Coach of the Year

COACHING TREE

Zavier Anderson (Assistant coach at Florida International)
Nick Bowman (Assistant coach at UTSA)
Matt Bucklin (Assistant coach at Vanderbilt)
Tee Butters (Associate head coach at South Florida)
Kylen Butler (Assistant coach at Coastal Carolina)
Mark Byington (Head coach at Vanderbilt)
Austin Claunch (Head coach at UTSA)
Aaron Coombs (Head coach at Georgia Southwestern State)
Antonio Reynolds Dean (Associate head coach at Georgia)
Billy Donlon (Associate head coach at Clemson)
Jimmy Garrity (Head women's coach at Wofford)
Earl Grant (Head coach at Boston College)
Marty McGillan (Assistant coach at Longwood)
Riley McGillan (Assistant coach at Belmont Abbey)
Lucas McKay (Director of recruiting at Clemson)
AJ Morris (Video coordinator at Clemson)
Rick Ray (Assistant coach at Vanderbilt)
Richie Riley (Head coach at South Alabama)
Tanner Smith (Assistant coach at Appalachian State)

NBA DRAFT PICKS UNDER BROWNELL

2014	KJ McDaniels, 32nd to Philadelphia
2017	Jaron Blossomgame, 59th to San Antonio
2023	Hunter Tyson, 37th to Denver

BRAD BROWNELL'S YEAR-BY-YEAR COACHING RECORD

YEAR	SCHOOL	OVERALL	.PCT	CONF.	POSTSEASON
2002-03	UNC Wilmington	24-7	.744	15-3	NCAA, 1st round
2003-04	UNC Wilmington	15-15	.500	9-9	
2004-05	UNC Wilmington	19-10	.655	13-5	
2005-06	UNC Wilmington	25-8	.758	15-3	NCAA, 1st round
2006-07	Wright State	23-10	.697	13-3	NCAA, 1st round
2007-08	Wright State	21-10	.677	12-6	
2008-09	Wright State	20-13	.606	12-6	
2009-10	Wright State	20-12	.625	12-6	
2010-11	Clemson	22-12	.647	9-7	NCAA, 2nd round
2011-12	Clemson	16-15	.516	8-8	
2012-13	Clemson	13-18	.419	5-13	
2013-14	Clemson	23-13	.639	10-8	NIT, Semifinals
2014-15	Clemson	16-15	.516	8-10	
2015-16	Clemson	17-14	.548	10-8	
2016-17	Clemson	17-16	.515	6-12	NIT, 1st Round
2017-18	Clemson	25-10	.714	11-7	NCAA, Sweet 16
2018-19	Clemson	20-14	.588	9-9	NIT, 2nd Round
2019-20	Clemson	16-15	.516	9-11	No Postseason Due to COVID-19
2020-21	Clemson	16-8	.667	10-6	NCAA, 1st Round
2021-22	Clemson	17-16	.515	8-12	
2022-23	Clemson	23-11	.676	14-6	NIT, 1st Round
2023-24	Clemson	24-12	.667	11-9	NCAA, Elite Eight
2024-25	Clemson	27-7	.794	18-2	NCAA, 1st Round
2025-26	Clemson	16-4	.800	6-1	

HEAD COACHING SUMMARY

at UNC Wilmington	83-40	.675	52-20
at Wright State	84-45	.651	49-21
at Clemson	308-200	.606	152-129
TOTALS	475-285	.625	253-170

NOTE: Conference record is regular season only.



NOTES

SERIES HISTORY VS. GEORGIA TECH

- Clemson and Georgia Tech will meet for the 148th time in program history. Clemson leads 79-69 and the Tigers are 22-10 against the Yellow Jackets under Head Coach Brad Brownell. Clemson has won six out of the last eight in the series.
- Clemson is 10-6 against Georgia Tech since 2017-18, including three consecutive road victories in the series and five total dating back to 2018.

CLEMSON VS. GEORGIA TECH 10-6

(since 2017-18)

Date	H/A/N	Location	AP (CU/Opp)	W/L	Score
2-4-25	H	Clemson, S.C.		L	86-89
1-14-25	A	Atlanta, Ga.		W	70-59
2-21-24	A	Atlanta, Ga.		W	81-57
1-16-24	H	Clemson, S.C.		L	90-93
1-24-23	H	Clemson, S.C.	24/NR	W	72-51
12-21-22	A	Atlanta, Ga.		W	79-66
3-2-22	H	Clemson, S.C.		W	68-65
2-5-22	A	Atlanta, Ga.		L	64-69
2-12-21	H	Clemson, S.C.		W	74-72
1-20-21	A	Atlanta, Ga.		L	65-83
3-6-20	H	Clemson, S.C.		L	62-65
2-25-20	A	Atlanta, Ga.		L	59-68
2-6-19	A	Atlanta, Ga.		W	65-42
1-16-19	H	Clemson, S.C.		W	72-60
2-24-18	H	Clemson, S.C.	15/NR	W	75-67
1-28-18	A	Atlanta, Ga.	18/NR	W	72-70

^ - denotes overtime period

TIGER VETERANS VS. GEORGIA TECH

- Dillon Hunter** – Appeared in six games with two starts for Clemson. Averaging 3.5 points, 2.2 rebounds and 2.2 assists per game. Scored nine points in 36 minutes in a 72-51 win on Jan. 24, 2023.
- RJ Godfrey** – Appeared in five games with one start. Four of the games played were with Clemson and his lone start came last season at Georgia. Averaging 4.6 points, 3.0 rebounds and 1.0 block per game. Scored eight points in 19 minutes in a double overtime loss on Jan. 16, 2024.

CLEMSON STARTED ACC PLAY 6-0

- Clemson got off to a 6-0 start in the ACC, the second best league start in school history. The Tigers started 7-0 in 2022-23. Clemson also started 5-0 in 1986-87 and 1996-97.
- Clemson started 4-0 in the ACC last year before suffering a 10-point loss at Louisville, one of just two league losses for Clemson a year ago. Combined with this year, this is the first time Clemson has started at least 4-0 in the league in consecutive seasons.
- Note that Clemson has gotten off to a 4-0 or better league start five times and Brad Brownell has been the coach in three of those seasons.

CLEMSON'S BEST ACC STARTS

Year	Start	End of Streak
2022-23	7-0	at Wake Forest, 77-87 (1-17-23)
2025-26	6-0	Home vs. NC State, 80-76 (OT) (1-20-26)
1986-87	5-0	Home vs. Duke, 103-105 (OT) (1-24-87)
1996-97	5-0	Home vs. Wake Forest, 62-65 (1-23-97)
2024-25	4-0	at Louisville, 64-74 (1-7-25)

CLEMSON WINNING POINTS IN THE PAINT

- Clemson has won the points in the paint in 16 of its 20 games this season and it is 15-1 in those games.
- The Tigers scored a season-high 52 points in the paint in a 97-59 win over Gardner-Webb and have eclipsed the 50-point plateau twice. They scored 50 in a loss at Alabama.
- In ACC play, the Tigers are averaging 33.7 points per game in the paint. Clemson's highest mark in an ACC contest was 46 in a 64-61 win at Syracuse.

NICK DAVIDSON SCORES 21 STRAIGHT POINTS IN WIN OVER BOSTON COLLEGE

- Clemson senior Nick Davidson scored 21 points in a row during a 9:28 span in the first half of the Tigers win over Boston College on Jan. 13 at Littlejohn Coliseum. He personally outscored Boston College 21-

9, as the Tigers went from down 15-11 to up 32-24 with his heroics.

- Davidson finished the half with 21 points and finished the game with a season-high 25, just one off his collegiate high of 26. He made four 3-point goals during the run, which tied his career high for 3-point shots made in a game.
- Davidson's 21 consecutive points are the most on record for a Clemson player. Clemson media guides have recorded that statistic in its miscellaneous stats report since the 1987-88 season. Since that year the previous best was 17 in a row by Hunter Tyson vs. NC State at Clemson on December 30, 2022.
- Since 1987-88 Davidson's run was the fifth of 15 points or more.

MOST CONSECUTIVE POINTS SCORED BY CLEMSON PLAYER

(since 1987-88)

Player	Date	Site-Opponent	Points
Nick Davidson	1-13-26	H-Boston College	21
Hunter Tyson	12-30-22	H-NC State	17
Will Solomon	2-12-00	H-Florida State	15
Chey Christie	12-13-03	N1-Georgia	15
Andre Young	1-21-12	H-Georgia Tech	15

N1 - Atlanta, Ga.

CLEMSON HAS 11 CONSECUTIVE ACC ROAD WINS

- Clemson won its 11th-straight ACC road game at Notre Dame on Jan. 10 by a score of 76-61.
- Dating back to 2024-25, the Tigers have won 11 in a row on the road in the ACC.
- The streak is the fifth-longest in ACC history and the second-longest streak of its kind in the last 25 years in the ACC.
- The streak is the second longest active streak in the country (Houston, 15).
- Clemson's 12-1 (.923) road record in conference play over the last two seasons is second-best in the league behind Duke's 13-1 mark.

LONGEST ROAD WIN STREAKS IN CONFERENCE PLAY – ACC HISTORY

Span	School	Streak
1998-01	Duke	24
1962-64	Duke	14
1972-74	NC State	13
2017-19	Virginia	12
1983-85	North Carolina	11
2025-pres.	Clemson	11

PLAYING FIRST TWO ACC GAMES ON THE ROAD

- This marks the 19th time in history Clemson has played each of its first two ACC games on the road. The previous 18 seasons that has been the case, Clemson has never won its first two league games.
- The Tigers beat Syracuse at Syracuse on Dec. 31 by a score of 64-61 and completed the 2-0 trip with a 73-68 win at Pittsburgh on Jan. 3.
- It's the first time in program history that Clemson has won its first two league games, both on the road.

SEASONS CLEMSON HAS WON FIRST TWO ACC ROAD GAMES

- When it comes winning each of its first two ACC games on the road, Clemson has done it six times. In those seasons Clemson played a home ACC game to start its league schedule.
- Clemson won its first five ACC road games in 1986-87, Horace Grant's senior year.
- The Tigers won their first three league road games in 1996-97 under Rick Barnes, and won the first three ACC road games under Brad Brownell in 2022-23. Clemson won its first seven league games regardless of site to open that year, the best start to a league schedule in Clemson history.
- Clemson also won its first two league road games in 1975-76 and 2006-07.

CLEMSON RANKS FOURTH IN ACC IN WINS OVER LAST 8 SEASONS

- Head Coach Brad Brownell has led the Tigers to the fourth-most overall wins amongst ACC teams since 2017-18.
- The Tigers have won 96 games in the league, which ranks fourth in that same time frame.

QUICK FACTS - CLEMSON

Nickname	Tigers
Location	Clemson, S.C. 29633
Colors	Tiger Orange and Regalia
Founded	1889
Enrollment	27,341
Interim President	Bob Jones (Clemson '79 & '81)
Director of Athletics	Graham Neff (Georgia Tech '06)
Conference	Atlantic Coast Conference
Facility (Capacity)	Littlejohn Coliseum (9,000)
Year Opened	1968 (Renovated 2015-16)
Record at Facility	631-218
Record Crowd	13,863 (Jan. 9, 1980 vs. Duke)
Head Coach	Brad Brownell (DePauw '91)
Years as full-time college coach (inc. GA)	34
Winning seasons (HC & Asst. & GA)	28
Record as a head coach	475-285
Record at Clemson	308-200
First Year of Basketball	1911-12
Seasons of Basketball	114
Overall Record	1465-1378-1

MOST WINS SINCE 2017-18

(as of 1/22/26; ordered by ACC wins)

Rk	Team	2025-26	ACC	Overall	ACC
1.	Duke	17-1	6-0	237-61	121-39
2.	Virginia	16-2	5-1	206-72	114-45
3.	North Carolina	15-4	3-3	203-97	102-56
4.	CLEMSON	16-4	6-1	184-97	96-63
5.	Florida State	8-11	1-5	164-111	85-72
6.	Virginia Tech	15-5	4-3	168-111	79-77
7.	Syracuse	12-7	3-3	158-121	77-81
8.	Louisville	13-5	3-3	144-126	74-81
9.	NC State	13-6	4-2	164-118	73-86
10.	Miami	15-4	4-2	153-126	69-92
11.	Wake Forest	11-8	2-4	138-131	66-94
12.	Georgia Tech	11-8	2-4	130-140	63-95
13.	Notre Dame	10-9	1-5	139-140	62-98
14.	Pittsburgh	8-11	1-5	130-143	56-103
15.	Boston College	9-10	2-4	119-150	50-105
16.	SMU	14-5	3-3	154-110	16-10
17.	Stanford	14-5	3-3	147-129	14-12
18.	California	14-5	2-4	95-177	8-18

CLEMSON RANKS FIFTH IN OVERALL WIN PERCENTAGE DURING BROWNELL ERA

- Clemson Basketball ranks fifth in the ACC dating back to the 2010-11 season in overall win percentage.

BEST WIN PERCENTAGE AMONG ACC TEAMS SINCE 2010

(as of 1/22/26; ordered by win percentage)

Rk	Team	25-26	Games	Wins	Losses	Pct.
1.	Duke	17-1	552	440	112	.797
2.	Virginia	16-2	519	380	139	.732
3.	North Carolina	15-4	563	405	158	.719
4.	Florida State	8-11	516	315	201	.610
5.	CLEMSON	16-4	508	308	200	.606

BEST WIN PERCENTAGE AMONG ACC TEAMS IN LEAGUE PLAY SINCE 2010

(as of 1/22/26; ordered by win percentage)

Rk	Team	25-26	Games	Wins	Losses	Pct.
1.	Duke	6-0	282	211	71	.748
2.	Virginia	5-1	281	197	84	.701
3.	North Carolina	3-3	280	194	86	.693
4.	Florida State	1-5	279	154	125	.552
5.	CLEMSON	6-1	281	152	129	.541

FIFTY THREE ACC ROAD WINS FOR BROWNELL

- With the victory at Notre Dame, Brad Brownell now has 53 ACC road wins in his career, most in Clemson history. The program has 129 ACC road wins in its history, so Brownell has 41.1 percent of Clemson's ACC road wins all time.
- Brownell is 53-86 in ACC road wins in his Clemson career, a .381 winning percentage. The Clemson program is 129-401 all-time in ACC road wins, a .243 winning percentage.
- The Jan. 10 victory at Notre Dame was Clemson's 11th consecutive

ACC road win, the longest streak in Clemson history. The previous best was a five-game streak in 1986-87, the first five road games of Horace Grant's senior year.

BEATING THE BEST IN COLLEGE HISTORY

- Clemson and Head Coach Brad Brownell have been on quite a run when it comes to defeating the historically best in college basketball history. The Tigers have recorded wins over Notre Dame (76-61), Cincinnati (68-65) and Syracuse (64-61) this season. All three have been away from home. Syracuse is the seventh winningest program in college history, Notre Dame is eighth and Cincinnati is 12th.
- Clemson's win over Syracuse was the Orange's 1000th loss in history.
- Over the last two years Clemson is 8-0 against the top 12 winningest programs in college basketball history. That includes a 6-0 record last year when Clemson beat Kentucky (#1), North Carolina (#3), Duke (#4), Syracuse (#7) and Notre Dame (#8).
- Clemson's next opportunity against a top 12 program will come Feb. 14 at Duke.

CLEMSON RESULTS VS. WINNINGEST TEAMS IN COLLEGE BASKETBALL HISTORY (2024-25 season to present)

Rank	School	All-Time Wins	Result 2024-25	Result 2025-26
1.	Kentucky	2,422	W, 70-66	
2.	Kansas	2,414		
3.	North Carolina	2,395	W, 85-65	March 2
4.	Duke	2,335	W, 77-71	Feb. 14
5.	UCLA	2,025		
6.	Temple	2,010		
7.	Syracuse	2,007	W, 86-72	W, 64-61
8.	Notre Dame	1,978	W, 83-68	W, 76-61
9.	St. John's	1,973		
10.	Purdue	1,953		
11.	Indiana	1,950		
12.	Cincinnati	1,930		W, 68-65

Note: Win total is entering 2025-26 season

CLEMSON'S BALANCE

- As you can see by the game-by-game leaders chart below this is a balanced Clemson team.
- As you can determine from the chart below, seven different players have led the team in scoring and six different players have led the team in rebounding so far this season. Clemson defeated South Carolina on Dec. 16 and Ace Buckner led the Tigers in scoring (19) and rebounding (7). It marked the first time this year the same player led the Tigers in scoring and rebounding in the same game this year.
- Only twice has the same player led in points and rebounds. Buckner against South Carolina and Carter Welling against Miami (Jan. 17).

CLEMSON GAME-BY-GAME STATISTICAL LEADERS

Opponent	Scoring	Rebounds	Assists
NC State	Godfrey, 16	Welling, 9	Hunter, 5
Miami	Welling, 18	Welling, 9	Hunter, 7
Boston College	Davidson, 25	Godfrey/Welling, 8	Hunter, 5
Notre Dame	Porter, 26	Hunter, 7	Welling/Hunter, 3
SMU	Godfrey, 17	Wahlin, 8	Hunter/Welling, 4
Pittsburgh	Porter, 21	Welling, 10	Hunter, 4
Syracuse	Godfrey, 14	Wahlin/Welling, 5	Godfrey/Welling, 2
Cincinnati	Welling/Buckner, 12	Hunter, 7	Hunter, 4
South Carolina	Buckner, 19	Buckner, 7	Hunter, 6
Mercer	Hunter, 15	Godfrey, 8	Three with 2
BYU	Porter, 17	Welling, 6	Porter, 4
Alabama	Godfrey, 19	Wahlin, 6	Hunter, 4
Alabama A&M	Porter, 14	Godfrey, 8	Four with 3
Georgia	Porter, 18	Davidson, 9	Five with 2
West Virginia	Godfrey/Porter 14	Welling, 8	Hunter, 4
North Alabama	Godfrey, 16	Wahlin, 10	Foster, 6
Georgetown	Welling, 14	Wahlin, 7	Foster, 4
Morehead St.	Wahlin, 14	Godfrey, 11	Hunter, 4
Gardner-Webb	Davidson, 18	Welling, 11	Foster, 5
New Hampshire	Buckner, 18	Godfrey, 9	Godfrey/Porter 3

TAKING CARE OF BUSINESS IN THE NON-CONFERENCE

- Clemson had a 10-3 record in its now completed regular season non-conference slate. Included in the resume are wins over Georgia (#33 in the NET, the Bulldogs only non-conference loss) and a victory over West Virginia in the Charleston Classic. Additionally the team posted power conference wins over South Carolina and Cincinnati. Clemson's three losses are to power basketball conference teams Georgetown, Alabama and BYU. All three losses were away from home and three of the four wins were away from home.
- This year's Clemson team accomplished two things in the non-conference part of the schedule that all 15 previous Clemson NCAA Tournament teams have also accomplished – having a winning record in regular season tournament play and having three losses or less in regular season non-conference slate.
- As you can see by the chart below, no Clemson team with four or more non-conference losses in the regular season has made the NCAA tournament. The only NCAA Tournament team that didn't have a winning record in regular season tournament games was the 1995-96 team that didn't play any regular season tournament games.

NON-CONFERENCE RESUME, CLEMSON NCAA TOURNAMENT TEAMS

Year	Non-Conference	Regular Season Tournament
2025-26	10-3	2-0
2024-25	8-3	2-0
2023-24	10-1	2-0
2020-21	6-0	2-0
2017-18	11-1	2-1
2010-11	11-3	2-1
2009-10	12-2	2-1
2008-09	14-0	3-0
2007-08	12-2	2-1
1997-98	10-3	2-1
1996-97	12-1	2-1
1995-96	10-0	0-0
1989-90	13-3	3-2
1988-89	11-2	2-1
1986-87	14-0	6-0
1979-80	12-1	4-1

SIX DOUBLE-DIGIT SCORERS TWICE THIS SEASON

- Clemson posted six double-digit scorers against Cincinnati on Dec. 21 and against Georgia in the championship game of the Charleston Classic (Nov. 23). The game against Georgia was the first time since Dec. 14, 2021 against Miami (Oh.).
- Against Cincinnati, Clemson had Carter Welling and Ace Buckner (12), Jestin Porter (11) and RJ Godfrey, Dillon Hunter and Nick Davidson (10).
- The Tigers were led by tournament MVP Jestin Porter (18) against Georgia, while Dillon Hunter (16), Butta Johnson (13), RJ Godfrey (12), Carter Welling (11) and Zac Foster (11) rounded out the double-digit scorers.
- Alex Hemenway (17), David Collins (14), Hunter Tyson (13), Al-Amir Dawes (13), PJ Hall (13) and Naz Bohannon (10) rounded out the scoring for Clemson against the Redhaws in 2021.
- Prior to 2021, it had not been accomplished since Nov. 6, 2018 against The Citadel in a 100-80 win. Marquise Reed (20), Shelton Mitchell (16), Aamir Simms (16), Elijah Thomas (15), Clyde Trapp (13) and David Skara (11).
- The last time that Clemson accomplished this feat against a high major opponent was March 12, 2009 in a 86-81 loss to Georgia Tech in the Georgia Dome. The Tigers were led by Trevor Booker (17), Terrence Oglesby (11), K.C. Rivers (11), Demontez Stitt (11), Raymond Sykes (11) and Tanner Smith (10).

CLEMSON BASKETBALL HAS HAD SIGNIFICANT MOMENTS IN GREENVILLE

- In basketball Clemson played its first game of basketball in Greenville. On February 9, 1912, Clemson defeated Furman 46-12 and later in the day defeated Butler Guards, 78-6. Against Butler Guards, James Erwin scored 58 points, still a single-game record by a Clemson player for most points scored.
- Clemson used to play in an annual tournament called the Poinsettia Classic at the Greenville Memorial Auditorium. Furman and Clemson both would play in a four-team tournament during the Holidays in

BRAD BROWNELL VS. 2025-26 OPPONENTS

Opponent	at Clemson	Overall
Alabama	3-3	3-3
Alabama A&M	2-0	2-0
Boston College	15-6	15-6
BYU	0-1	0-1
California	2-0	2-0
Cincinnati	1-0	1-0
Duke	5-13	5-14
Florida State	15-17	15-17
Gardner-Webb	2-1	2-1
Georgetown	0-1	0-1
Georgia	3-1	3-1
Georgia Tech	22-10	22-10
Louisville	6-8	6-8
Mercer	2-0	2-0
Miami (Fla.)	11-11	11-11
Morehead State	2-1	2-1
New Hampshire	1-0	1-0
North Alabama	1-0	1-0
North Carolina	5-14	5-16
NC State	15-11	15-12
Notre Dame	5-9	5-9
Pittsburgh	14-2	14-3
South Carolina	8-7	8-7
SMU	3-1	3-1
Stanford	1-0	1-0
Syracuse	10-6	10-6
Virginia	4-16	4-16
Virginia Tech	11-12	11-12
Wake Forest	16-4	16-5
West Virginia	1-2	1-2

CLEMSON VS. 2025-26 OPPONENTS

Opponent	Overall
Alabama	8-6
Alabama A&M	2-0
Boston College	23-10
BYU	2-1
California	2-1
Cincinnati	2-4
Duke	34-113
Florida State	41-46
Gardner-Webb	5-1
Georgetown	0-2
Georgia	27-56
Georgia Tech	79-69
Louisville	6-11
Mercer	8-4
Miami (Fla.)	19-17
Morehead State	3-1
New Hampshire	1-0
North Alabama	1-0
North Carolina	25-136
NC State	61-107
Notre Dame	5-9
Pittsburgh	14-3
South Carolina	82-93
SMU	4-1
Stanford	1-0
Syracuse	12-6
Virginia	55-82
Virginia Tech	20-24
Wake Forest	68-102
West Virginia	2-5

December. The Tigers participated in this classic eight times during the 1960s and early 1970s.

- In 1998-99 Furman and Illinois played the Tigers in a pair of neutral games at Bon Secours. The Tigers also faced Furman a year later. Clemson also played Central Florida, Wisconsin-Green Bay and Oregon State at Bon Secours in the SoCon Holiday Hoops Tournament during the 1999-2000 season.
- The last time Clemson played at Bon Secours Wellness Arena in Greenville prior to the 2015-16 season, the Tigers defeated Georgia 59-42 on February 16, 2005.
- Clemson played its home games in Bon Secours Wellness Arena in 2015-16 and finished 13-4, including three consecutive wins over AP Top 20 teams: Louisville (16), Duke (9) and Miami (Fla.) (8).
- Since that season, Clemson has play two games in the building. Both have come in the Greenville Winter Invitational against Richmond in 2022 and Cincinnati this season.

NOTES

LITTLEJOHN COLISEUM

First Game: Nov. 30, 1968 (Clemson 76, Georgia Tech 72)
Games: 849
Overall Record: 631-218 (.743)
Non-Conference: 381-45 (.894) | ACC: 252-173 (.593)
Brownell Era: 183-56 (.766) | Non-Con: 91-13 (.875) | ACC: 92-41 (.692)
Total Attendance (Avg.): 6,845,141 (8,063)
Total Attendance (Avg. Minus COVID-19): 6,823,538 (8,153)
Most Wins / Season: 16 (2006-07; 2013-14)

LITTLEJOHN COLISEUM HOME RECORD

Year	Overall	Pct.	Attn.	Avg.
1968-69	4-7	.364	55,150	5,014
1969-70	6-5	.546	50,877	4,625
1970-71	8-4	.667	63,488	5,291
1971-72	6-4	.600	81,278	8,128
1972-73	9-2	.818	85,750	7,795
1973-74	9-4	.692	103,519	7,963
1974-75	11-1	.917	113,515	9,460
1975-76	8-5	.615	107,220	8,248
1976-77	13-2	.867	134,841	8,883
1977-78	10-5	.667	138,115	9,208
1978-79	13-3	.813	144,535	9,033
1979-80	15-0	1.000	130,900	8,727
1980-81	12-4	.750	145,792	9,112
1981-82	11-5	.688	139,731	8,733
1982-83	9-7	.563	131,063	8,191
1983-84	11-5	.688	129,600	8,100
1984-85	12-4	.750	130,136	8,134
1985-86	14-5	.737	144,699	7,616
1986-87	15-2	.882	142,274	7,328
1987-88	12-4	.750	117,250	7,328
1988-89	13-1	.929	114,123	8,151
1989-90	14-0	1.000	122,540	8,753
1990-91	9-7	.563	121,314	7,582
1991-92	12-4	.750	114,691	7,168
1992-93	11-5	.688	113,803	7,113
1993-94	11-4	.733	108,074	7,205
1994-95	11-5	.688	116,754	7,297
1995-96	14-2	.875	150,037	9,377
1996-97	12-3	.800	147,019	9,801
1997-98	11-3	.786	156,103	11,151
1998-99	12-3	.800	141,728	9,449
1999-00	7-9	.438	142,679	8,918
2000-01	9-7	.563	137,909	8,619
2001-02	8-8	.500	139,954	8,747
2002-03	5-4	.555	80,600	8,956
2003-04	10-6	.625	122,900	7,681
2004-05	10-5	.667	111,886	7,459
2005-06	12-4	.750	106,251	6,641
2006-07	16-4	.800	147,122	7,356
2007-08	14-2	.875	137,739	8,609
2008-09	13-3	.813	135,619	8,476
2009-10	14-2	.875	151,442	9,465
2010-11	15-2	.882	140,920	8,289
2011-12	11-5	.688	125,249	7,828
2012-13	8-7	.533	118,305	7,887
2013-14	16-3	.842	142,231	7,486
2014-15	11-6	.611	129,800	7,635
2015-16	Home games held in Greenville, S.C. due to renovation			
2016-17	11-6	.611	123,442	7,262
2017-18	15-1	.938	123,895	7,743
2018-19	14-5	.737	133,290	7,015
2019-20	11-6	.647	116,139	6,832
2020-21*	11-1	.912	21,613	1,801
2021-22	11-5	.688	106,578	6,662
2022-23	15-2	.882	110,795	6,518
2023-24	12-4	.750	123,289	7,706
2024-25	15-2	.882	140,211	8,248
2025-26	10-1	.909	82,070	7,461

* - limited capacity due to COVID-19 regulations and protocols (1,876 max capacity).

Largest Crowds

Attendance	Date	W/L	Results
13,863	1-9-1980	W	Clemson 87, Duke 82 (OT)
13,136	2-28-1990	W	Clemson 97, Duke 93
12,632	1-29-1977	W	Clemson 93, UNC 73
12,611	1-7-1987	W	Clemson 73, NC State 69
12,267	1-19-1981	L	Virginia 74, Clemson 59
12,258	1-17-1981	L	Maryland 68, Clemson 62 (OT)
12,013	2-24-1990	W	Clemson 69, UNC 61
11,909	1-11-1978	L	Duke 107, Clemson 85
11,800	1-22-1975	W	Clemson 83, Maryland 82
11,800	2-22-1975	W	Clemson 92, NC State 70
11,800	1-24-1976	L	Virginia 69, Clemson 62
11,742	1-23-1988	W	Clemson 69, S. Carolina 65

Note: The arena was named for J.C. Littlejohn, a long-time Clemson University employee, for many years the school's business manager.

CLEMSON GAMES IN GREENVILLE'S BON SECOURS WELLNESS ARENA (BROWNELL ERA) (15-4)

Date	Opponent	AP (CU/Opp)	Score
12-21-25	Cincinnati		W, 68-65
12-17-22	Richmond		W, 85-57
3-1-16	Virginia	NR/4	L, 57-64
2-17-16	Boston College		W, 65-54
2-13-16	Georgia Tech		W, 66-52
2-8-16	Notre Dame		L, 83-89
1-27-16	Pittsburgh		W, 73-60
1-16-16	Miami (Fla.)	NR/8	W, 76-65
1-13-16	Duke	NR/9	W, 68-63
1-10-16	Louisville	NR/16	W, 66-62
1-2-16	Florida State		W, 84-75
12-18-15	South Carolina	NR/25	L, 59-65
12-15-15	Presbyterian		W, 69-41
12-13-15	Alabama		L, 50-51
12-6-15	Wofford		W, 66-51
12-2-15	USC Upstate		W, 76-56
11-19-15	Texas Southern		W, 76-56
11-15-15	UTSA		W, 78-45
11-13-15	NC Central		W, 74-40

- It was reported prior to the 2015-16 season, the economic impact that Clemson had on Greenville.

- "The use of the Bon Secours Wellness Arena for a season of men's basketball games and four graduation ceremonies starting this August (2015) will have a \$12.2 million dollar economic impact on Greenville County, a report done by the Regional Economic Analysis Laboratory at Clemson's Strom Thurmond Institute. The report added that the impact includes 135 jobs, both full time and part time, generating \$4.1 million in labor income."

BRAD BROWNELL WINS 300TH GAME AT CLEMSON

- Head Coach Brad Brownell won his 300th game as the head coach of the Clemson Tigers on Saturday, Dec. 13 in a 70-63 win over Mercer.
- Brownell became the 10th coach in ACC history to win 300 games or more at the same school while the school is a member of the ACC. The chart below is ranked in order of the coach's last season at the school.

ACC COACHES WINNING 300 GAMES AT ONE SCHOOL

(while school is a member of the ACC)

Coach	School	Years	Games	Wins
Brad Brownell	Clemson	2010-present	508	308
Leonard Hamilton	Florida State	2002-2025	756	460
Tony Bennett	Virginia	2009-2024	500	364
Mike Krzyzewski	Duke	1980-2022	1,438	1,129
Roy Williams	North Carolina	2003-2021	648	485
Gary Williams	Maryland	1989-2011	713	461
Bobby Cremins	Georgia Tech	1981-2000	591	354
Dean Smith	North Carolina	1961-1997	1,133	879
Terry Holland	Virginia	1974-1990	499	326
Lefty Driesell	Maryland	1969-1986	507	348

CLEMSON VERSUS THE SOUTHEASTERN CONFERENCE

- Since 2016-17 the Clemson Tigers are 16-6 against members of the SEC.
- The Tigers play many games against the SEC, including an annual game against the South Carolina Gamecocks.
- Six of the games have occurred with Clemson unranked and its opponent ranked in the AP Poll.

CLEMSON VS. SOUTHEASTERN CONFERENCE

(Games since 2016-17)

(16-6)

Date	Opponent	H/A/N	AP (CU/Opp)	Score
12-16-25	South Carolina	H		W, 68-61
12-3-25	Alabama	A	NR/12	L, 84-90
11-23-25	Georgia	N1		W, 97-94 (OT)
12-17-24	South Carolina	A	25/NR	L, 88-91 (OT)
12-3-24	Kentucky	H	NR/4	W, 70-66
3-30-24	Alabama	N2	NR/19	L, 82-89
12-6-23	South Carolina	H	24/NR	W, 72-67

TIGERS IN THE NBA

Randy Mahaffey, F	
Kentucky Colonels	1968-69
New York Nets	1969-70
Carolina Cougars	1970-71

Skip Wise, G	
San Antonio Spurs	1975-76

Tree Rollins, C	
Atlanta Hawks	1978-88
Cleveland Cavaliers	1989-90
Detroit Pistons	1990-91
Houston Rockets	1991-93
Orlando Magic	1993-95

Larry Nance, F	
Phoenix Suns	1982-88
Cleveland Cavaliers	1988-94

Horace Grant, F	
Chicago Bulls	1988-94
Orlando Magic	1994-99, 2001-03
Seattle Supersonics	1999-2000
Los Angeles Lakers	2000-01, 2003-04

Devin Gray, F	
San Antonio Spurs, Sacramento Kings	1996-97
Houston Rockets	1999-2000

Elden Campbell, C	
Los Angeles Lakers	1990-99
Charlotte/New Orleans Hornets	1999-2002
Seattle Supersonics	2002-03
Detroit Pistons	2003-05

Dale Davis, F	
Indiana Pacers	1991-2000, 2004-05
Portland Trailblazers	2000-04
Golden State Warriors	2004-05
Detroit Pistons	2005-07

Chris Whitney, G	
San Antonio Spurs	1993-95
Washington Wizards	1995-2002, 2003-04
Denver Nuggets	2002-03
Orlando Magic	2002-03

Sharone Wright, C	
Philadelphia 76ers	1994-95
Toronto Raptors	1995-98

Greg Buckner, G	
Dallas Mavericks	1999-2002, 2006-07
Philadelphia 76ers	2002-04
Denver Nuggets	2004-06
Minnesota Timberwolves	2007-08
Memphis Grizzlies	2008-09

Harold Jamison, F	
Miami Heat	1999-2000
Los Angeles Clippers	2001-02

Will Solomon, G	
Memphis Grizzlies	2001-02
Toronto Raptors, Sacramento Kings	2008-09

Trevor Booker, F	
Washington Wizards	2010-14
Utah Jazz	2014-16
Brooklyn Nets	2016-18
Indiana Pacers	2018

K.J. McDaniels, G	
Philadelphia 76ers	2014-15
Houston Rockets	2015-17
Brooklyn Nets	2017
Toronto Raptors	2017

Jaron Blossomgame, F	
Cleveland Cavaliers	2018-19

Donte Grantham, F	
Oklahoma City Thunder	2018-19

Hunter Tyson, F	
Denver Nuggets	2023-pres.

PJ Hall, F	
Denver Nuggets	2024-25
Memphis Grizzlies	2025
Charlotte Hornets	2025-26

NOTES

1,000 POINT SCORERS

CLEMSON TIGER BASKETBALL 1,000-POINT CLUB

Rk	Name	Years	GP	Avg	Pts
1.	Elden Campbell*	1986-90	123	15.3	1880
2.	Terrell McIntyre*	1995-99	126	14.6	1839
3.	Butch Zatezalo*	1967-70	75	23.5	1761
4.	Greg Buckner*	1994-98	122	14.4	1754
5.	Jaron Blossomgame	2013-17	128	13.5	1733
6.	Trevor Booker*	2006-10	134	12.9	1725
7.	Chase Hunter	2019-25	163	10.6	1720
8.	PJ Hall	2020-24	120	14.2	1702
9.	Horace Grant*	1983-87	122	13.9	1696
10.	K.C. Rivers*	2005-09	134	12.6	1684
11.	Dale Davis*	1987-91	121	13.6	1650
12.	Bill Yarbrough*	1952-57	85	18.3	1553
13.	Vincent Hamilton*	1980-85	116	13.2	1530
14.	Marcquise Reed	2016-19	99	15.0	1484
15.	Cliff Hammonds*	2004-08	134	10.9	1465
16.	Tree Rollins*	1973-77	110	13.3	1463
17.	Will Solomon	1998-01	94	15.2	1431
18.	Stan Rome	1974-78	109	12.5	1365
	Demontez Stitt	2007-11	126	10.8	1365
20.	Vince Yockel*	1955-58	74	18.2	1350
21.	Larry Nance*	1977-81	117	11.5	1341
22.	Devin Gray	1991-95	94	14.1	1322
23.	Jim Brennan*	1961-64	76	17.3	1317
24.	Sharone Wright*	1991-94	92	14.2	1308
25.	Vernon Hamilton	2003-07	127	9.7	1238
26.	Harold Jamison	1995-99	129	9.5	1231
27.	Jim Sutherland*	1964-67	71	17.3	1230
28.	Edward Scott*	1999-03	112	10.9	1226
29.	Andre Young	2008-12	129	9.5	1223
30.	Shawan Robinson	2002-06	120	9.8	1177
31.	Randy Mahaffey*	1964-67	73	16.0	1171
32.	Sharrod Ford	2001-05	118	9.8	1154
	Devin Booker	2009-13	128	9.0	1154
34.	Hunter Tyson	2018-23	140	8.1	1132
35.	Choppy Patterson*	1959-63	76	14.8	1131
36.	Jerry Pryor	1985-89	123	9.1	1124
37.	Aamir Simms	2017-21	122	9.2	1122
38.	Donte Grantham	2014-18	114	9.6	1100
39.	Shelton Mitchell	2016-19	94	11.6	1084
40.	Billy Williams*	1977-80	85	12.7	1078
41.	Johnny Snee	1948-52	82	13.1	1077
42.	Colon Abraham	1874-78	106	10.0	1061
43.	K.J. McDaniels	2011-14	94	11.0	1035
44.	Richie Mahaffey	1966-70	75	13.6	1019
45.	Derrick Johnson	1975-79	111	9.1	1014
46.	Fred Gilliam	1979-83	115	8.8	1010

Note: Names in bold played for Head Coach Brad Brownell; * - signifies Clemson Hall of Fame

11-28-23	Alabama	A	NR/23	W, 85-77
11-11-23	South Carolina	A		L, 58-60
12-18-21	South Carolina	H		W, 70-56
12-12-20	Alabama	N3		W, 64-56
11-25-20	Mississippi State	N4		W, 53-42
12-8-19	South Carolina	H		L, 54-67
12-22-18	South Carolina	A		W, 78-68
12-8-18	Mississippi State	N5		L, 71-82
11-20-18	Georgia	N6		W, 64-49
3-18-18	Auburn	N7		W, 84-53
12-19-17	South Carolina	H		W, 64-48
12-16-17	Florida	N8	NR/22	W, 71-69
12-21-16	South Carolina	A	NR/20	W, 62-60
12-18-16	Alabama	A		W, 67-54
11-11-16	Georgia	H		W, 74-64

(N1 - 2025 Shriners Children's Charleston Classic, Charleston, S.C.; N2 - NCAA Tournament, Los Angeles, Calif.; N3 - Holiday Hoopsgiving, Atlanta, Ga.; N4 - Space Coast Challenge, Melbourne, Fla.; N5 - Never Forget Tribute Classic, Newark, N.J.; N6 - Cayman Islands Classic, Cayman Islands; N7 - NCAA Tournament, San Diego, Calif.; N8 - Orange Bowl Classic, Sunrise, Fla.)

CLEMSON RANKED NO. 30 IN NET RANKINGS (AS OF JAN. 22)

- Clemson currently sits No. 30 in the NET rankings.
- The Tigers are currently 2-3 in Quad 1 games with a 97-94 overtime victory over Georgia in the Charleston Classic Championship game. They are 8-4 overall in Q1&2 games.
- Clemson is tied for ninth in the country in Quad 1 and 2 victories with 8.

- There are eight schools in the Top 40 of the NET rankings from the ACC: Duke (2), Virginia (13), Louisville (15), North Carolina (27), NC State (29), Clemson (30), SMU (32), Miami (Fla.) (36).

CLEMSON TOTALS 49 BENCH POINTS VS. ALABAMA A&M

- Clemson posted 49 bench points in a 95-56 win over Alabama A&M on Nov. 28.
- The 49 bench points were the most for a Tiger team since 2008 and are the fifth-most in a game since 1996-97.
- Clemson is currently 14th in the country in bench points per game (38.88).

CLEMSON, MOST BENCH POINTS IN A GAME

(since 1996-97)

Date	Opponent	Bench Points
12-19-2005	N-Puerto Rico-Mayaguez	72
2-11-1998	H-Western Carolina	58
12-23-2006	H-Western Carolina	56
3-9-2008	H-Virginia Tech	50
11-28-2025	H-Alabama A&M	49
12-19-2009	H-College of Charleston	48

CLEMSON POSTS 12 DIFFERENT SCORERS VS. ALABAMA A&M

- In Clemson's 36-point victory over Alabama A&M, it posted 12 different scorers and all scored at least four points.
- That is just the second time dating back to 1996-97 that it has happened for the Tigers.
- Clemson had 12 different scorers on Dec. 19, 2008 when it beat Puerto Rico-Mayaguez 101-60 in the San Juan Shootout.

TIGERS AT THE CHARLESTON CLASSIC

- This marked Clemson's fifth trip to the Charleston Classic since the inaugural tournament in 2008.
- The Tigers have won the event twice in their history in 2025 and 2008. The tournament's first year (2008), Clemson earned wins over Hofstra (98-69), TCU (70-58) and Temple (76-72) in the championship game.
- Clemson returned in 2013 and won games over Temple and Davidson before falling to UMass in the championship.
- In 2017, the Tigers won games over Ohio and Hofstra before falling to Temple in the title game.
- Clemson's last trip was in 2021 and they finished 1-2 overall with a 75-48 win over Temple on the opening day.
- Overall the Tigers are 10-4 in the Charleston Classic with four trips to the championship game in five tournaments and two tournament championships.

REGULAR SEASON TOURNAMENTS UNDER BROWNELL

- Since the 2010-11 season, Clemson is now 25-16 in regular season tournaments, including wins over West Virginia and Georgia in the 2025 Charleston Classic.
- The Tigers also owns wins over San Francisco and Penn State in last year's Sunshine Slam to clinch the championship.
- The Tigers defeated UAB and Davidson in the 2023 Asheville Championship to clinch the title.
- Clemson defeated Mississippi State and Purdue in the 2020 Space Coast Challenge to clinch the tournament championship.

CLEMSON REGULAR SEASON TOURNAMENT CHAMPIONSHIPS

- The Tigers have won 31 regular season championships in history.
- Clemson won its third consecutive regular season tournament championship in the 2025 Charleston Classic with wins over West Virginia (70-67) and Georgia (97-94 OT).
- The 2025 Charleston Classic marked the fourth won by Head Coach Brad Brownell at Clemson and the third in a row. It's the first time Clemson has won three regular season tournaments three years in a row since 1984-85 through 1986-87.
- The Tigers won the 2024 Sunshine Slam, 2023 Asheville Championship and 2020 Space Coast Challenge.

CLEMSON REGULAR SEASON TOURNAMENT CHAMPIONSHIPS

Year	Tournament	Site	Victories
2025-26	Charleston Classic	Charleston, S.C.	West Virginia, Georgia
2024-25	Sunshine Slam	Daytona Beach, Fla.	San Fran, Penn State
2023-24	Asheville Champ.	Asheville, N.C.	UAB, Davidson
2020-21	Space Coast	Melbourne, Fla.	Miss. St., Purdue

CLEMSON BIRTHDAYS

February 22	Dallas Thomas
March 5	Jestin Porter
March 8	Ace Buckner
April 12	Jake Wahlin
April 16	Dillon Hunter
April 26	Blake Davidson
May 27	Zac Foster
June 10	RJ Godfrey
June 25	Butta Johnson
July 20	Carter Welling
September 6	Trent Steinour
October 24	Chase Thompson
November 15	Brad Brownell
November 26	Nick Davidson

2008-09	Charleston Classic	Charleston, S.C.	Hofstra, TCU, Temple
2006-07	Cox Comm. Classic	Norfolk, Va.	A-State, Monmouth
2005-06	San Juan Shootout	San Juan, P.R.	PR-Mayaguez, Holy Cross, Akron
1990-91	FIU Invite	Miami, Fla.	Coppin St., Fla. Atlantic
1986-87	Hawaii Pacific Inv.	Honolulu, Hawaii	Fordham, Hawaii, Pacific
1986-87	TCBY Invite	Little Rock, Ark.	Delaware St., UALR
1986-87	IPTAY Invite	Clemson, S.C.	Georgia St., Boston U.
1985-86	IPTAY Invite	Clemson, S.C.	ETSU, South Fla.
1984-85	Music City Invite	Nashville, Tenn.	UMass, Vandy
1984-85	IPTAY Invite	Clemson, S.C.	Campbell, South Fla.
1983-84	IPTAY Invite	Clemson, S.C.	Marquette, Furman
1981-82	IPTAY Invite	Clemson, S.C.	Bowling Green, Stetson
1980-81	Rainbow Classic	Honolulu, Hawaii	La. Tech, Indiana, Hawaii
1980-81	IPTAY Invite	Clemson, S.C.	Cornell, Fairfield
1979-80	IPTAY Invite	Clemson, S.C.	Siena, MTSU
1978-79	Sun Bowl	El Paso, Texas	UTEP, Texas Tech
1978-79	IPTAY Invite	Clemson, S.C.	Brown, Kent State
1977-78	Charleston Invite	Charleston, S.C.	Catholic, Canisius
1977-78	IPTAY Invite	Clemson, S.C.	TCU, Rhode Island
1976-77	IPTAY Invite	Clemson, S.C.	Yale, Florida State
1975-76	Charlotte Invite	Charlotte, N.C.	BC, Davidson
1973-74	Poinsettia Classic	Nashville, S.C.	Delaware, Furman
1973-74	IPTAY Invitational	Clemson, S.C.	Auburn, St. John's
1971-72	Poinsettia Classic	Greenville, S.C.	Holy Cross, Auburn
1966-67	Poinsettia Classic	Greenville, S.C.	LSU, Furman
1965-66	Poinsettia Classic	Greenville, S.C.	Ole Miss, Manhattan
1955-56	Gator Bowl	Jacksonville, Fla.	LSU, South Carolina

CLEMSON HAS OVERCOME 10-POINT DEFICIT 24 TIMES UNDER BRAD BROWNELL

- Clemson overcame its first 10-point deficit of the season against West Virginia in the Charleston Classic on Nov. 21.
- The Tigers did it again against Georgia in its next game, accomplishing this feat in consecutive games for the first time in 17 years.
- Clemson last overcome double-digit deficits in consecutive games on Dec. 21, 2008 at Miami and Dec. 30, 2008 at South Carolina.
- The Tigers trailed Miami by 12 in the first half and came back to win 91-72. Clemson trailed South Carolina by 11 in the first half and came back to win 98-87.
- The Tigers have overcome a 10-point deficit in consecutive games five times in their history.
- The Tigers have overcome a 10-point deficit three times in the calendar year of 2025, including a road win at Virginia on March 1.
- Fifteen of the 24 comebacks have occurred in ACC play, while six have occurred on a neutral floor.

OVERCOMING 10-POINT DEFICITS IN CONSECUTIVE GAMES

(Clemson History)

Date	Site	Opponent	Deficit	Time (Half)	Final
11-23-25	N	Georgia	-10	13:14 (1)	^97-94
11-21-25	N	West Virginia	-11	10:57 (2)	70-67
12-30-08	A	South Carolina	-11	15:51 (1)	98-87
12-21-08	A	Miami (Fla.)	12	11:23 (1)	91-72
11-29-01	A	Penn State	14	10:46 (1)	79-66
11-24-01	H	Wofford	14	3:02 (1)	85-82
12-30-00	A	Coastal Carolina	18	6:56 (1)	81-68
12-28-00	H	Charleston Southern	15	13:05 (1)	88-77



NOTES

2-18-87	H	Wake Forest	11	7:39 (1)	87-71
2-14-87	A	Virginia	10	13:06 (1)	^94-90

OVERCOMING 10-POINT DEFICITS (Brad Brownell Era)

Date	Site	Opponent	Deficit	Time (Half)	Final
11-23-25	N	Georgia	-10	13:14 (1)	^97-94
11-21-25	N	West Virginia	-11	10:57 (2)	70-67
3-1-25	A	Virginia	-10	17:34 (2)	71-58
11-12-23	N	Davidson	-18	8:45 (1)	68-65
3-2-22	H	Georgia Tech	-13	12:10 (2)	68-65
11-9-21	H	Presbyterian	-11	1:16 (1)	64-53
2-29-20	H	Florida State	-10	19:40 (2)	70-69
1-28-20	H	Syracuse	-10	16:26 (2)	71-70
1-21-20	H	Wake Forest	-10	7:38 (1)	71-68
1-11-20	A	North Carolina	-10	2:08 (2)	^79-76
11-24-19	N	TCU	-15	7:39 (2)	^62-60
2-24-18	H	Georgia Tech	-11	18:09 (2)	75-67
1-28-18	A	Georgia Tech	-12	11:17 (1)	72-70
12-16-17	N	Florida	-12	17:24 (2)	71-69
11-29-17	A	Ohio State	-13	11:43 (1)	79-65
12-31-16	A	Wake Forest	-13	7:01 (2)	73-68
1-13-16	H	Duke	-12	8:18 (1)	68-63
1-24-15	H	Wake Forest	-12	16:35 (2)	59-57
1-11-14	H	Duke	-10	1:16 (1)	72-59
12-3-13	H	SC State	-10	10:44 (1)	65-49
11-21-13	N	Temple	-12	3:38 (1)	72-58
1-29-13	H	Georgia Tech	-10	12:38 (1)	63-60
2-5-11	A	Georgia Tech	-11	9:18 (1)	65-56
1-25-11	H	NC State	-19	6:08 (1)	60-50
12-22-10	A	College of Charleston	-11	15:35 (1)	66-59

^ - Denotes one overtime period

CLEMSON HAS OVERCOME HALFTIME DEFICIT 27 TIMES SINCE 2019-20

- Clemson overcame its first halftime deficit of the year and managed to come back and win the game over West Virginia (11/21).
- The Tigers trailed by seven at the break after a sideline out-of-bounds turnover and a 3-point heave by the Mountaineers.
- Clemson trailed by as many as 11 points in the second half (10:57), but used a run late in the second half to win 70-67.
- The Tigers' second came at home against Mercer. The Tigers trailed by six, but held Mercer to just 24 second half points to win 70-63.
- Clemson trailed by just one at Pittsburgh on Jan. 3 (35-34) but won the second half 39-33 to win 73-68.

OVERCOMING HALFTIME DEFICITS (2019-20 to Present)

Date	Site	Half	Opponent	Half Margin	Final
1-3-26	A	34-35	Pittsburgh	-1	73-68
12-13-25	H	33-39	Mercer	-6	70-63
11-21-25	N	25-32	West Virginia	-7	70-67
3-1-25	A	27-37	Virginia	-10	71-58
2-8-25	H	35-41	Duke	-6	77-71
11-25-24	N	24-29	San Francisco	-5	70-55
11-12-23	N	23-28	Davidson	-5	68-65
11-10-23	N	39-42	UAB	-3	77-76
1-28-23	A	33-34	Florida State	-1	82-81
1-21-23	H	26-33	Virginia Tech	-5	26-31
1-14-23	H	30-34	Duke	-4	72-64
1-7-23	A	38-40	Pittsburgh	-2	75-74
1-4-23	A	29-32	Virginia Tech	-3	68-65
12-2-22	H	26-33	Wake Forest	-7	77-57
11-29-22	H	29-35	Penn State	-6	101-94 (20T)
3-5-22	H	30-33	Virginia Tech	-3	63-59
3-2-22	H	27-33	Georgia Tech	-6	68-65
11-9-21	H	24-32	Presbyterian	-8	64-53
2-12-21	H	26-30	Georgia Tech	-4	74-72
1-27-21	H	21-22	Louisville	-1	54-50
1-5-21	H	32-39	NC State	-7	74-70 (OT)
1-2-21	A	32-34	Miami (Fla.)	-2	66-65
12-29-20	H	29-34	Florida State	-5	77-67
3-11-20	N	21-23	Miami (Fla.)	-2	69-64
2-29-20	H	32-39	Florida State	-7	70-69
1-28-20	H	33-35	Syracuse	-2	71-70
1-21-20	H	31-37	Wake Forest	-6	71-68
1-11-20	A	29-39	North Carolina	-10	79-76 (OT)

11-24-19	N	23-25	TCU	-2	62-60 (OT)
----------	---	-------	-----	----	------------

CLEMSON'S 2026 RECRUITING CLASS

- Head Coach Brad Brownell and his staff added Will Stevens (Huntersville, N.C./Davidson Day), Harris Reynolds (Atlanta, Ga./St. Pius X Catholic) and Amare James (Marietta, Ga./Wheeler) to the Clemson University men's basketball program. All three signed letters of intent to play for the Tigers beginning in 2026-27.
- "Our staff identified Harris, Will and Amare nearly two years ago and made them a priority for our program. We continued our trend of recruiting really good high school players who will have outstanding careers at Clemson. They all come from great families and have played in winning high school programs. All three are great fits with our Clemson Basketball culture."
- Reynolds is a 6-5, 175-pound four-star guard who ranks as the No. 114 player nationally and sixth-highest rated player in Georgia by 247Sports. On3 ranks Reynolds No. 111.
- "Harris is a combo guard with elite athleticism and great size for his position. He's a smart, hard-working player who just keeps getting better and better. He has the ability to create shots for himself and others and is an exciting player our fans will truly enjoy watching."
- He played just six games as a junior due to injury, but averaged 12.2 points, 2.5 assists and 4.8 rebounds per game. As a sophomore he posted 13.4 points, 1.8 assists and 3.8 rebounds, while shooting nearly 47 percent from the floor and 33 percent from three. He added 35 steals and 15 blocks.
- He chose Clemson over Virginia Tech, Texas A&M, Saint Louis, South Florida and VCU.
- Stevens is a 6-10, 225-pound four-star center who ranks as the top prospect in North Carolina according to On3. He is the third-best prospect in N.C. according to 247Sports.
- "Will is a highly skilled post player who will fit very well into our system. I love his ability to shoot, dribble and pass out of the high post. I feel like he will be a matchup problem for opponents as he gains strength throughout his career."
- On the AAU circuit, Stevens averaged 13.0 points and 7.0 rebounds while shooting 40 percent from three. As a junior at Davidson Day, Stevens averaged 11.2 points, 6.0 rebounds, 2.0 assists and 2.0 blocks per game. He shot 55 percent from the field and 40 percent from three. His father played baseball at Presbyterian, while his mother played basketball at Texas Tech.
- He chose Clemson over Vanderbilt, South Carolina and St. Mary's.
- James is a 6-6, 190-pound guard from Marietta Ga. He helped lead Wheeler to a 6A state title in Georgia last season. He averaged 13.0 points per game as a junior at Wheeler last season. He added 4.4 rebounds and 37 total assists, while shooting 41.5 percent from the field, 36.0 percent from three and 77.0 percent from the line.
- James was the team's most improved player from a 29-3 state championship team.
- "Amare is a versatile wing who has the ability to be a two-way player in time. I love his work ethic, and his competitiveness will be a great addition to our team. I'm eager to see how he develops within our program."
- His father played basketball at Evansville from 1996-00 for Jim Crews. Coach Brownell worked for Crews at Evansville in 1991-92. James' mother played tennis at Southern Indiana from 1999-01.

CLEMSON'S STRONG HISTORY OF GEORGIA RECRUITING

- Clemson has a storied history of recruiting the state of Georgia extremely well and Brad Brownell has continued that success during his tenure in Clemson, including this 2026 recruiting class with Harris Reynolds (Atlanta, Ga./St. Pius X Catholic).
- There are three players on the current roster from the state of Georgia: Dillon Hunter (Atlanta, Ga./Westlake), RJ Godfrey (Suwanee, Ga./North Gwinnett) and Zac Foster (Atlanta, Ga./Woodward Academy).
- Below is a chart of all of Clemson's All-ACC players that have hailed from the state of Georgia. Coach Brownell has recruited three of them.

CLEMSON'S ALL-ACC PLAYERS FROM GEORGIA

Years	Player	All-Conference	Games	Points
2021-25	Ian Schieffelin	2nd (2025)	134	1067
2019-25	Chase Hunter	1st (2025)	167	1789
2013-17	Jaron Blossomgame	1st (2016); 3rd (2017)	128	1733
2004-08	Cliff Hammonds	3rd (2008)	134	1465
1991-94	Sharonne Wright	3rd (1993); 2nd (1994)	92	1308
1987-91	Dale Davis	3rd (1989); 1st (1990); 2nd (1991)	121	1650

1983-87	Horace Grant	2nd (1986); 1st (1987)	122	1696
1974-78	Stan Rome	2nd (1977)	109	1365
1973-77	Tree Rollins	2nd (1975-77)	110	1463
1964-67	Randy Mahaffey	2nd (1965); 1st (1967)	72	1171

CLEMSON OPENS SEASON WITH CONSECUTIVE 25+ POINT VICTORIES

- Clemson started the season 3-0 and has won each game by 50, 38 and 27 points, respectively.
- The last time the Tigers began a season with three consecutive 25+ point victories was in 2009-10.
- The only other occurrence in Clemson history was in 1917-18 in a five-game season.

CLEMSON'S CONSECUTIVE 25+ POINT VICTORIES TO START A SEASON

(Bottom opponent represents season opener)

Year	Opponent	Score	Margin
2025-26	Morehead State	83-56	+27
	Gardner-Webb	97-59	+38
	New Hampshire	88-38	+50
2005-06	S.C. State	79-38	+41
	Coppin State	102-71	+31
	Bethune-Cookman	84-55	+29
1917-18	Newberry	64-23	+41
	Wofford	50-22	+28
	Presbyterian	63-22	+41

CLEMSON COMMITTED JUST 14 TURNOVERS IN FIRST THREE GAMES

- Clemson committed just 14 total turnovers in its first three games of the season, including a season-low three against Gardner-Webb in a 97-59 win on Nov. 7.
- That is the lowest amount for the first three games of a season dating back to the 1980-81 season.
- Clemson committed 14 in the first two games in 2012-13 and 16 in 2016-17.

CLEMSON'S FEWEST TURNOVERS IN FIRST THREE GAMES (Since 1980-81)

Year	Date	Opponent	T.O.	W/L
2025-26	11-11-25	Morehead State	5	W, 83-56
	11-7-25	H-Gardner-Webb	3	W, 97-59
	11-3-25	H-New Hampshire	6	W, 88-38
2012-13	11-22-12	N-Gonzaga	8	L, 49-57
	11-16-12	A-Furman	8	W, 72-55
	11-12-12	H-Presbyterian	6	W, 77-44
2016-17	11-18-16	N-Xavier	12	L, 77-83
	11-17-16	N-Davidson	8	W, 95-78
	11-11-16	H-Georgia	8	W, 74-64

TIGERS TALLY 25 ASSISTS TO JUST THREE TURNOVERS

- In Clemson's 97-59 win over Gardner-Webb, the Tigers totaled 25 assists and committed just three turnovers.
- The 8.33 assist-to-turnover ratio is the third-highest for the program dating back to 1996-97. It is the highest when considering a team with 20 or more assists in the game in that span.
- The Tigers were led by Zac Foster who finished with five assists and zero turnovers against Gardner-Webb.
- All games on the list are games coached by Brad Brownell.

CLEMSON, HIGHEST ASSIST-TURNOVER RATIO IN GAME (Since 1996-97)

Date	Opponent	Assists	Turnovers	A/T0
2-20-16	A-NC State	16	1	16.00
12-13-16	H-SC State	17	2	8.50
11-7-25	H-Gardner-Webb	25	3	8.33
2-26-25	H-Notre Dame	23	4	5.75
11-14-14	H-Florida A&M	21	5	4.20
2-21-24	A-Georgia Tech	21	5	4.20

- The Tigers have totaled 25 or more assists in three games under Brad Brownell. The chart below lists all games Clemson has collected 25 or more in a game dating back to 1980-81.
- Clemson is 48-5 in games during that span it has posted 25 or more assists and has won its last 24 games (24-0 since 1987).

NOTES

CLEMSON, GAMES WITH 25+ ASSISTS

(Since 1980-81)

Date	Opponent	Assists	Turnovers	W/L
11-7-25	H-Gardner-Webb	25	3	W, 97-59
11-24-23	H-Alcorn State	26	7	W, 90-69
2-22-23	H-Syracuse	28	7	W, 91-73
12-16-09	A-East Carolina	25	11	W, 80-63
11-12-07	H-Furman	26	16	W, 91-46
12-23-06	H-Western Carolina	25	15	W, 103-60
11-29-06	A-Minnesota	26	18	W, 90-68
11-21-05	H-Coppin State	30	17	W, 102-71
11-19-04	H-Hampton	25	17	W, 98-54
2-13-02	H-Wake Forest	26	16	W, 118-115^^
12-3-94	H-Winthrop	27	10	W, 98-71
11-29-94	H-Charleston Southern	27	13	W, 96-66
12-1-93	A-Charleston Southern	25	35	W, 120-103
12-2-92	H-Liberty	28	15	W, 93-68
11-30-91	H-Morehead State	27	24	W, 114-69
1-16-91	H-Western Carolina	26	14	W, 103-82
12-17-90	H-S.C. State	29	20	W, 103-83
2-12-90	H-NC State	26	23	W, 89-81
1-25-90	H-Georgia Tech	25	16	W, 91-90
12-9-89	H-Radford	29	14	W, 114-76
3-4-89	H-Georgia Tech	26	15	W, 81-79^
1-18-89	H-Youngstown State	31	14	W, 104-74
3-5-88	H-Georgia Tech	25	12	W, 97-94^^
12-29-87	H-Florida International	31	19	W, 98-47
12-15-87	H-Southern Miss	26	24	L, 85-88
2-21-87	A-North Carolina	25	11	L, 80-96
1-24-87	H-Duke	28	21	L, 103-105^
1-12-87	H-Florida International	26	15	W, 108-55
12-29-86	H-Delaware State	28	17	W, 95-42
2-13-86	H-Florida A&M	28	18	W, 96-52
12-2-85	H-Rider	27	16	W, 101-63
11-25-86	H-Maryland-Eastern Shore	28	19	W, 83-57
3-2-85	H-Winthrop	27	11	W, 100-55
1-11-84	H-Georgia Tech	25	20	W, 79-69
1-4-84	H-Saint Francis	36	15	W, 97-63
12-19-83	H-Baylor	31	9	W, 102-52
12-10-83	H-The Citadel	29	23	W, 92-70
11-26-83	H-Wagner	31	21	W, 105-55
3-5-83	H-Illinois-Chicago	27	17	W, 92-88
2-16-83	H-Wake Forest	27	16	L, 82-86
2-5-83	H-Baptist	29	11	W, 81-60
12-15-82	H-Campbell	28	13	W, 76-59
12-11-82	H-Presbyterian	26	16	W, 95-69
12-2-81	H-Austin Peay	29	13	W, 102-53
11-27-81	H-Bowling Green	36	10	W, 109-91
2-28-81	H-Baltimore	31	14	W, 91-69
2-12-81	A-Maryland	27	11	L, 70-72
2-8-81	H-South Carolina	32	8	W, 115-91
2-4-81	A-NC State	26	11	W, 82-76
1-14-81	H-The Citadel	29	12	W, 82-58
12-16-80	H-West Virginia Tech	26	22	W, 124-70
12-13-80	H-Illinois Tech	32	6	W, 108-41
12-3-80	H-Samford	26	29	W, 102-59

^ - signifies one overtime period

SEASON OPENING DOMINANCE

- Clemson has won 40-out-of-41 games (40-1) to open a season, which dates back to the 1985-86 season.
- Head coach Brad Brownell is 15-1 in season openers at Clemson.

BRAD BROWNELL SEASON OPENERS AT CLEMSON

(15-1)

Date	Opponent	H/A/N	Score
11-3-25	New Hampshire	H	W, 88-38
11-4-24	Charleston Southern	H	W, 91-64
11-6-23	Winthrop	H	W, 78-56
11-7-22	The Citadel	H	W, 80-69
11-9-21	Presbyterian	H	W, 64-53
11-25-20	Mississippi State	N1	W, 53-42
11-5-19	Virginia Tech	L	60-67
11-6-18	The Citadel	H	W, 100-80

11-10-17	Western Carolina	H	W, 85-57
11-11-16	Georgia	H	W, 74-64
11-13-15	NC Central	H	W, 74-40
11-14-14	Florida A&M	H	W, 86-41
11-8-13	Stetson	H	W, 71-56
11-12-12	Presbyterian	H	W, 77-44
11-11-11	Gardner-Webb	H	W, 65-44
11-13-10	Western Carolina	H	W, 87-64

(N1 - Space Coast Challenge, Melbourne, Fla.)

HISTORIC SEASON OPENER FOR CLEMSON

- Clemson defeated New Hampshire 88-38 on Nov. 3 to open the season.
- The 38 points allowed were the fewest allowed by Clemson in a season opener since Dec. 11, 1946 when it beat Erskine 58-30.
- The 50-point margin of victory was the largest in a season opener since a 105-55 win over Wagner on Nov. 26, 1983.

CLEMSON WHEN ALLOWING 40 OR LESS POINTS

- Clemson has allowed 40 points or less on 12 occasions during Brownell's tenure as head coach.
- The Tigers have accomplished this feat three times during ACC play.
- The 39 points surrendered to the Demon Deacons on Feb. 24, 2021 were the second-fewest they have scored at home in the ACC Era (since 1953).

GAMES CLEMSON HAS ALLOWED LESS THAN 40 POINTS

(Brad Brownell Era)

(12-0)

Date	Opponent	H/A/N	W/L	Score
11-3-25	New Hampshire	H	W	88-38
2-24-21	Wake Forest	A	W	60-39
12-2-20	South Carolina State	H	W	75-38
12-20-19	Jacksonville	H	W	68-39
2-3-18	Wake Forest	H	W	64-37
11-13-15	NC Central	H	W	74-40
12-14-13	Furman	H	W	71-35
11-29-13	Coastal Carolina	H	W	69-40
11-13-13	Delaware State	H	W	58-37
2-21-12	Georgia Tech	A	W	56-37
12-17-11	Winthrop	H	W	60-40
12-17-10	Savannah State	H	W	61-40

CLEMSON'S RETURNING PRODUCTION IN 2025-26

- Clemson returns just one player that saw action on the court for the Tigers last season – senior guard Dillon Hunter.
- The Tigers added six transfers and four freshmen to go with Hunter and two redshirt players from last season – Ace Buckner and Dallas Thomas.
- Accounting for Hunter's 5.4 points per game last season, that total is the fourth-fewest in the ACC and the 12th-fewest amongst major conference teams (ACC, Big 12, Big East, Big Ten, SEC).
- While the fourth-fewest in the ACC, the Tigers are the only team of the four to not get a new coach.

DIVISION I, MAJOR CONFERENCES, LOWEST SUM OF PPG FOR

PLAYERS ON TEAM LAST SEASON

(ACC, Big 12, Big East, Big Ten, SEC)

Team	Players	Added	Returning
Baylor	15	88.9	–
Indiana	17	135.7	0.0
Miami (Fla.)	13	45.0	–
UCF	16	93.7	0.0
West Virginia	15	90.7	–
Maryland	16	56.4	0.2
Virginia	15	76.4	0.8
Xavier	16	94.8	1.0
Texas A&M	15	106.8	1.5
Arizona State	16	91.5	3.6
NC State	15	78.0	4.7
CLEMSON	13	65.4	5.4

CLEMSON BOASTS SCHOOL'S ACTIVE ALL-TIME WINNINGEST COACHES IN FOOTBALL AND MEN'S BASKETBALL

- Clemson is the only Power 4 institution that currently has its all-time winningest coaches leading its football and men's basketball program.

- Head Coach Brad Brownell became the school's all-time winningest coach on Jan. 14, 2020 with a 79-72 win over No. 3 Duke in Littlejohn Coliseum.
- The win gave him the victory to surpass Cliff Ellis as the all-time wins leader in school history.
- Since then, Brownell has won 130 games at Clemson and sits at 308 victories as the head coach of the Tigers.
- Head Coach Dabo Swinney won his 166th career game and passed Head Coach Frank Howard as the all-time wins leader in Clemson history with a 31-23 win over No. 12 Notre Dame.
- Swinney currently has 187 career wins as the head coach of the Tigers.

CLEMSON'S THREE-YEAR RUN

- Clemson has been on quite a three-year run. The Tigers were 23-11 in 2022-23, 24-12 in 2023-24 and 27-7 last season. That is a three-year record of 74-30.
- With the win over Virginia Tech last season, Clemson set a school mark for total victories in three consecutive years. Clemson won 72 games over the 2006-07 (25-11), 2007-08 (24-10) and 2008-09 (23-9) campaigns. That three year run finished at 72-30.
- Nothing can compare to Clemson's record in ACC play over the last three years. The Tigers have gone 14-6, 11-9 and 18-2 in ACC play over the last three years for a 43-17 (.717) record. That includes a 19-11 ACC road record.
- This is just the second time Clemson has had a winning record in at least three consecutive ACC seasons. Clemson had four consecutive winning league seasons from 2007-08 through 2010-11.
- Clemson finished 18-2 in the ACC this season, third in the league. The Tigers finished 11-9 in 2023-24 and have now gone 29-11 over the last two seasons.
- The .725 winning percentage is the highest in program history over the course of back-to-back seasons in the ACC dating back to 1953-54.
- The Tigers three-year run in conference play from 2022-25 is only matched by a Clemson team 76 years ago toward the end of the Tigers' tenure in the Southern Conference.

CLEMSON'S MOST SUCCESSFUL THREE-YEAR RUNS

IN CONFERENCE PLAY

Years	ACC Record	Pct.	Total Record	Pct.
2024-25	18-2	.900	43-17	.717
2023-24	11-9	.500		
2022-23	14-6	.700		
Years	SoCon Record	Pct.	Total Record	Pct.
1951-52	11-4	.733	28-16	.636
1950-51	9-4	.692		
1949-50	8-8	.500		

CLEMSON'S MOST SUCCESSFUL TWO-YEAR RUNS IN ACC

Years	ACC Record	Pct.	Total Record	Pct.
2024-25	18-2	.900	29-11	.725
2023-24	11-9	.550		
2022-23	14-6	.700		
1989-90	10-4	.714	17-11	.607
1988-89	7-7	.500		
1966-67	9-5	.643	17-11	.607
1965-66	8-6	.571		
2008-09	9-7	.562	19-13	.594
2007-08	10-6	.625		

A RECORD SETTING PERFORMANCE AGAINST THE ACC

- Clemson has had its best performance in Atlantic Coast Conference games this year. Here is a list of some of the more noteworthy accomplishments in league play:
- Posted a 18-2 record, four more wins than the previous Clemson record for any league schedule (14-6 in 2022-23).
- Fifteen of the 18 wins have been by double digits, the most in a season in school history. The previous record was nine double-digit wins among the 14 conference victories in 2022-23.
- Clemson finished its ACC road schedule with a 9-1 mark. It is four more ACC road wins than any previous season. The 1986-87 (5-2), 2022-23 (5-5) and 2023-24 (5-5) all had five ACC road wins.
- The 9-1 ACC road record has a .900 winning percentage, by far a Clemson record for winning percentage in ACC road games. The previous record was the 5-2 mark by Horace Grant's 1986-87 team

NOTES

that posted a .714 winning percentage in ACC road games.

- Clemson has also established a school mark for ACC winning percentage with its 18-2 record, a .900 winning percentage. The previous best were the 10-4 records of the 1986-87 and 1989-90 teams. Those teams won .714 of their league games.
- Clemson won its final eight ACC road games, the longest streak of ACC road wins in school history. It is three more than the previous record of five set in 1986-87. That Clemson team won its first five ACC road games before losing at Duke and North Carolina to end its ACC road schedule.
- When Clemson defeated Boston College on March 5 it gave the Tigers at least one victory over 16 of the other 17 ACC schools. Louisville is the only ACC team Clemson has not defeated this year as the Cardinals defeated Clemson 74-64 in Louisville on Jan. 7.
- Clemson's +11.2 points per game victory margin is also a school record for league games.
- Clemson set a school record for consecutive ACC wins regardless of site with its win over Virginia Tech. Clemson finished the regular season winning eight straight ACC games. The previous mark of seven was set in 1966-67 and 2022-23.

CLEMSON SETS RECORD FOR MOST WINS IN PROGRAM HISTORY

- Clemson won its 27th game of the season against SMU in the quarterfinals of the ACC Tournament in Charlotte on March 13.
- The Tigers set a program record for regular season wins against Virginia Tech with their 26th victory, but set a new program standard with its 27th against SMU.

CLEMSON SETS RECORD FOR WINS IN REGULAR SEASON

- Clemson won its 26th game of the regular season against Virginia Tech on March 8. That set the school record for regular season victories, surpassing the 1986-87 team that had a 25-4 record in the regular season before losing in the first round the ACC Tournament and the first round of the NCAA Tournament.
- That 1986-87 team ran to a 24-2 record, including 10-2 in the ACC and won its first eight road games and its first 10 games away from home. Clemson was the last team in the nation to suffer a loss away from home that year. The streak was finally broken when point guard Grayson Marshall suffered a sprained ankle at Duke and the Tigers lost, 65-59.
- The victory over the Hokies tied the mark for overall wins on the court in a season.
- The No. 12 ranking in the AP Poll is Clemson's highest entering the NCAA Tournament in school history.

CLEMSON POSTSEASON SUCCESS SINCE 2018

- The Clemson Tigers are one of 19 teams since 2018 to have gone to at least four NCAA Tournaments and reached at least two Sweet 16's and one Elite Eight in that time frame.
- The list includes: Alabama, Arkansas, Auburn, **CLEMSON**, Creighton, Duke, Gonzaga, Houston, Kentucky, Michigan, Michigan State, North Carolina, Purdue, San Diego State, Tennessee, Texas Tech, UCLA, UConn, Villanova.

GAMES WITH AT LEAST 40.0 PERCENT 3-POINT SHOOTING

- Below is yearly rundown of games Clemson has shot at least 40 percent on three-point shots, total games played and Clemson's record when shooting at least 40 percent on threes.

GAMES WITH 40.0 PERCENT 3-POINT SHOOTING		
Year	40% Games-Total Games	W-L
1986-87	18-31	16-2
1987-88	8-29	4-4
1988-89	10-30	8-2
1989-90	10-35	8-2
1990-91	8-28	4-4
1991-92	14-28	7-7
1992-93	10-30	8-2
1993-94	13-34	10-3
1994-95	11-28	7-4
1995-96	8-29	5-3
1996-97	6-33	6-0
1997-98	11-32	8-3
1998-99	9-35	4-5

1999-00	11-30	4-7
2000-01	7-31	2-5
2001-02	9-30	5-4
2002-03	9-28	6-3
2003-04	6-28	4-2
2004-05	7-32	5-2
2005-06	7-32	6-1
2006-07	11-36	8-3
2007-08	12-34	10-2
2008-09	11-32	9-2
2009-10	13-34	12-1
		166-73

BROWNELL ERA

2010-11	10-34	6-4
2011-12	12-31	8-4
2012-13	9-31	9-0
2013-14	6-36	4-2
2014-15	3-31	3-0
2015-16	8-31	5-3
2016-17	10-33	7-3
2017-18	12-35	12-0
2018-19	8-34	6-2
2019-20	5-31	5-0
2020-21	9-24	6-3
2021-22	15-33	11-4
2022-23	12-33	11-1
2023-24	11-36	11-0
2024-25	15-34	14-1
2025-26	4-20	4-0

TOTAL 122-27 288-100 (.742)

- Clemson is 122-27 under Brownell when the Tigers make at least 40.0 percent on 3-point shots.
- Additionally, Clemson is 40-2 over the last four seasons when shooting 40.0 percent or better from three.

CLEMSON CONSISTENTLY EXCEEDING PRESEASON EXPECTATIONS

- Clemson was picked to finish fourth in the ACC at the 2024 ACC Tipoff in Charlotte, as voted on by selected media members.
- Fourth is the highest the Tigers have been picked in the preseason media poll since the 2023-24/2008-09 seasons. Clemson was picked fifth those seasons.
- The Tigers were picked to finished fifth in the ACC last season, as voted on by selected media members.
- In 2022-23, the Tigers were picked 11th in the preseason poll, the Tigers finished with a 14-6 mark, the most conference wins in program history, the Tigers finished eight spots ahead of their projected finish.
- Clemson has exceeded the preseason poll projection 12 times in Head Coach Brad Brownell's 15 full seasons leading the program.
- With a 10-6 record in 2020-21, Clemson finished the season in a tie for fifth place in the ACC standings entering games. The Tigers were picked 10th in the preseason vote by the Atlantic Coast Conference Media – a five-place improvement over the preseason prediction.
- Brad Brownell's team had the second-best standing relative to its preseason prediction. Only Virginia Tech was better, standing eight spots ahead of its preseason prediction. Virginia Tech was 11th in the preseason media poll and finished in third.
- This includes a 10-place improvement in 2017-18 when the Tigers were picked 13th in the preseason and finished third.
- That is the all-time record improvement in ACC history from the preseason to the postseason. That team also reached the Sweet 16 of the NCAA Tournament and Brownell was named the National College Coach of the Year by Sports Illustrated.

CLEMSON ACC STANDING RELATIVE TO PRESEASON RANKING UNDER HEAD COACH BRAD BROWNELL

Year	Preseason	Final Record	Rank	+/-
2025-26	7th	--	--	--
2024-25	4th	18-2	T-2nd	+2
2023-24	5th	11-9	5th	E
2022-23	11th	14-6	3rd	+8
2021-22	11th	8-12	10th	+1
2020-21	10th	10-6	5th	+5
2019-20	11th	9-11	8th	+3

2018-19	6th	9-9	9th	-3
2017-18	13th	11-7	3rd	+10
2016-17	11th	6-12	12th	-1
2015-16	12th	10-8	7th	+5
2014-15	11th	8-10	9th	+2
2013-14	14th	10-8	6th	+8
2012-13	8th	5-13	11th	-3
2011-12	7th	8-8	7th	E
2010-11	7th	9-7	4th	+3

BOLD signifies years that Clemson finished at least even with preseason rank.

CLEMSON'S FIVE-STRAIGHT WINS VS. AP TOP 5 OPPONENTS WHILE UNRANKED

- Clemson has won its last five games against AP Top 5 teams, all while unranked.
- Since the poll expanded to 25 teams in 1989-90, nobody else has won five straight vs. AP Top 5 foes all while unranked.
- Taking it a step further, dating back to 1996-97, the longest streak of wins (unranked or not) vs. AP Top 5 teams is eight – Kansas (3-29-03 to 3-3-10).
- The Tigers' streak of four in a row is tied for third-longest in college basketball since 1996-97.

CLEMSON'S LAST FIVE GAMES VS. AP TOP 5 TEAMS

(Games played while unranked)

Date	Opponent	H/A/N	AP (CU/Opp)	Score
2-8-25	Duke	H	NR/2	77-71
12-3-24	Kentucky	H	NR/4	70-66
2-6-24	North Carolina	A	NR/3	80-76
2-15-20	Louisville	H	NR/5	77-62
1-14-20	Duke	H	NR/3	79-72

ALL DIVISION I, MOST CONSECUTIVE WINS VS. AP TOP 5 OPPONENTS SINCE 1996-97

Team	Streak	Start	End
Kansas	8	3-29-03	3-3-10
Kansas	6	1-4-16	2-18-17
Arizona	5	1-29-98	3-9-00
Florida	5	3-6-05	4-2-07
Pittsburgh	5	1-2-10	1-17-11
Louisville	5	2-14-10	3-11-11
Duke	5	2-8-12	3-2-13
Tennessee	5	2-15-22	2-15-23
Clemson	5	1-14-20	2-8-25**

** - active streak

-- CLEMSON TIGERS IN THE NBA --

HORACE GRANT INDUCTED INTO CHICAGO BULLS RING OF HONOR

- Horace Grant (Sparta, Ga./Hancock Central) was formally inducted into the Chicago Bulls Ring of Honor as part of the 2025 class – the second class in Bulls history.

Grant came to Clemson as a freshman in 1983 and made a name for himself during his final two years in Tigertown. During his senior season, he became the first player in ACC history to lead the league in scoring (21.0 average), rebounding (9.6) and field goal percentage (70.8 percent). In 1987, Grant was named Clemson's first ACC Player of the Year.

"It was an honor," Grant said a year later as a member of the NBA's Chicago Bulls about winning the award. "I think it proved that if you work hard, good things come to you. At the time, it didn't mean a great deal to me. But after the fact, it means a lot because no Clemson player had ever done that."

Grant was a first-round pick of the Chicago Bulls, 10th pick overall of 1987 draft. He was the winner of Clemson's Frank Howard Award and IPTAY Athlete-of-the-Year for 1987. He won three NBA World Championships with the Bulls and was the first former Clemson player to win an NBA World Championship ring. He finished his career with four World Championship Rings, also winning one with the Los Angeles Lakers.

He signed a free-agent contract with Orlando Magic in the summer of 1994, he helped the team to the NBA finals in 1995. Grant was a four-time NBA All-Defensive team (second-team) pick, 1993-96. He was a veteran of 170 career playoff games. He was inducted into the

NOTES

Clemson Hall of Fame in 1999 and the state of South Carolina Athletic Hall of Fame in 2010.

HUNTER TYSON COMPLETES SECOND NBA SEASON WITH NUGGETS, PREPARES FOR YEAR THREE

- Hunter Tyson finished his second NBA season in 2024-25 and played 51 games, including two starts.
- Tyson averaged 2.6 points and 1.5 rebounds mostly off the bench for the Nuggets, who advanced to the Western Conference Semifinals against the Minnesota Timberwolves.
- His first career start came on March 17, 2025 at Golden State. He finished with nine points and seven rebounds in just under 20 minutes of action. He was 4-9 from the field, 1-4 from three and 3-5 at the foul line.
- Hunter Tyson made his NBA debut against the Oklahoma City Thunder on Oct. 29, 2023. Tyson played three minutes and grabbed one rebound.
- Tyson scored his first career NBA points at the Minnesota Timberwolves on November 1. He played a season-high four minutes and finished 1-for-2 from the field with his first basket coming on a dunk. He also added a rebound.
- Hunter Tyson played in 18 games during his rookie season for the Denver Nuggets, averaging 2.7 minutes per contest.
- He scored 20 points, grabbed nine rebounds and totaled two assists and one steal.

HUNTER TYSON DRAFTED 37TH OVERALL BY DENVER NUGGETS IN 2023 NBA DRAFT

- Tyson was selected 37th overall by the Oklahoma City Thunder in the second round of the 2023 NBA Draft on June 22. The pick was made by the Denver Nuggets as part of a previously agreed upon trade.
- Tyson was selected the highest in the NBA Draft by a Tigers since K.J. McDaniels was picked 32nd by the Philadelphia 76ers in 2014. He was the first Tiger selected since Jaron Blossomgame in the 2017 NBA Draft (59th overall).
- Tyson earned his first career All-ACC honor last season and was named to the All-ACC First Team for his performance in 2022-23. Tyson put together a career year this past season season.
- He averaged a team-best 15.3 points and 9.6 rebounds per game while shooting 47.9 percent from the floor, 40.5 percent from three and 83.8 percent at the free throw line. In league play, he was even better. He averaged 16.4 points and 9.9 rebounds while shooting 50.5 percent and 84.3 percent at the charity stripe.
- He was named the 2023 ACC Skip Prosser Scholar-Athlete of the Year for his work on the court and in the classroom.
- Tyson became the 44th player in Clemson history to amass 1,000 career points and has since moved into the top 40 all time. He was named to the 2023 Naismith Hall of Fame Karl Malone Award Top 10 and the 2023 USBWA Oscar Robertson Trophy Award Midseason Watch List.
- He collected 16 double-doubles which tied him for eighth all-time in Clemson history for a single season with Sharon Wright (1992-93). It is the most in a season since Wright posted 18 in 1993-94.
- Tyson ranked 11th in the nation in double-doubles and is second in the ACC. He's first in defensive rebounding per game (8.26) and second nationally. His 325 rebounds are fourth in the league and 18th nationally.
- The Monroe, N.C. native became just the 17th player in Clemson history to eclipse 1,000 points and 600 rebounds in a career. In Clemson's win over the Wolfpack (Feb. 25), Tyson became the all-time games played leader in Clemson history (136).

PJ HALL EARLY GAME ACTION WITH HORNETS

- PJ Hall had consecutive double figure scoring games on Jan 3 and 5. That included a 13-point performance on 5-for-6 shooting in the Hornets' 27-point win at defending NBA Champion Oklahoma City on Jan. 5.
- Hall saw action in two games to start with the Hornets. Hall played nine minutes at Orlando on Dec. 26 and scored seven points with four rebounds and one steal in a 120-105 win.
- On Monday, Dec. 29, Hall played a career-high 16 minutes and finished with three points and two rebounds in a 123-113 loss to Milwaukee.

PJ HALL SIGNS TWO-WAY CONTRACT WITH CHARLOTTE HORNETS

- December 24, 2025 – Charlotte Hornets President of Basketball

Operations Jeff Peterson announced today that the team has signed center PJ Hall to a Two-Way contract.

- Hall averaged 9.2 points, 5.6 rebounds, 1.0 assists and 1.6 blocks in 13.7 minutes per game across five appearances during Charlotte's 2025 Summer League Championship run before signing a Two-Way contract with the Memphis Grizzlies on July 20, 2025. He averaged 1.9 points and 1.3 rebounds per game, making seven appearances with Memphis. Hall's G League player rights were acquired by the Greensboro Swarm on Nov. 20, 2025, and he has averaged 13.7 points (.607 FG%, .258 3P%, .727 FT%), 9.3 rebounds, 2.4 assists and 1.5 blocks in 27.2 minutes per game across 11 outings with the Swarm this season.
- A native of Spartanburg, S.C. and alumnus of Dorman High School in Roebuck, S.C., Hall was a two-time All-ACC selection in four collegiate seasons at Clemson University and was named NCAA Tournament All-Region in 2023-24. He signed a Two-Way contract with the Denver Nuggets on July 10, 2024, and averaged 1.7 points and 1.2 rebounds in 19 appearances as a rookie in 2024-25.

PJ HALL SIGNED TWO-WAY CONTRACT WITH MEMPHIS GRIZZLIES

- PJ Hall completed his first season in the NBA on a two-way contract with the Denver Nuggets in 2024-25.
- Hall shined in the 2025 NBA Summer League with the Charlotte Hornets and earned a two-way contract with Memphis.
- In Hall's first season, he appeared in 19 games for Denver and averaged 1.7 points per game and 1.2 rebounds per contest.
- He shined in the G League with the Grand Rapids Gold, appearing in 13 games and averaging 19.2 points, 12.5 rebounds, 1.8 assists, 1.1 blocks and 0.8 steals in 31.4 minutes per game.
- PJ Hall scored his first career points on 11/23/24 at the Los Angeles Lakers. The Nuggets won 127-102.
- Hall played three minutes and finished with two points which came on a reverse dunk.
- Hall has seen time in five games this season for Denver. He scored again against the Atlanta Hawks on 12/8/24 in three minutes of action. He scored on a layup assisted by former roommate and Clemson teammate Hunter Tyson.

PJ HALL SIGNED FIRST TWO-WAY CONTRACT WITH DENVER NUGGETS

- PJ Hall (Spartanburg, S.C./Dorman) agreed to terms with the Denver Nuggets. Hall will join Hunter Tyson (Monroe, N.C./Piedmont) in Denver after Tyson spent his rookie season with the Nuggets in 2023-24.
- Hall was an All-ACC First Team selection as a senior after being named to the Third Team as a junior. He was an AP All-American Honorable Mention and was named to the NCAA All-West Region Team, NABC All-District First Team, a finalist for the Kareem Abdul-Jabbar Award (nation's best center) and the Oscar Robertson Trophy All-America Watch List in 2024.
- Hall finished with 659 points this year in 36 games, an 18.3 average per game. He set the school record for points in a season. The existing record was 651 points by Horace Grant in 1986-87 and Bill Yarbrough in 1954-55.
- He posted fourteen 20-point games this season and has scored in double-figures 35 times. Hall totaled seven double-doubles and netted one 30-point game, which was a career high 31 points and 17 rebounds against Georgia Tech (Jan. 16).
- Hall finished fourth in the ACC in scoring with 18.3 points per game, while ranking 15th in rebounding (6.4 per game). He shot at a very high clip this past season, ninth in the league (48.8 percent). Defensively, Hall was fourth in the ACC blocks per game (1.42) and had 51 blocked shots.
- He finished seventh on Clemson's all-time scoring list (1,702 points). He is just the fourth Tiger to amass 1,700 points, 600 rebounds and 100 blocks in a career (Trevor Booker, Elden Campbell and Dale Davis).
- Hall is seventh in career points (1,702), 15th in scoring average (14.20), 22nd in rebounds (634) and seventh in field goals made (641).
- He finished with five NCAA Tournament games played in his career. He averaged 11.2 points and added 19 rebounds, three assists, two blocks and a steal.

PARKER FOX - PHOENIX SUNS FRONT OFFICE

- Parker Fox (2018-22) spent three seasons as a walk-on for the Tiger basketball team before earning a scholarship his senior season in 2021-22.

- Fox graduated from Clemson and immediately began work as a Basketball Operations intern in the Milwaukee Bucks front office.
- Fox has moved into a role in the Phoenix organization where he began working prior to the 2024 season.

GREG BUCKNER - ASSISTANT COACH, MILWAUKEE BUCKS

- Greg Buckner (1994-98) has served on an NBA coaching staff since 2017. He started as an assistant for the Memphis Grizzlies from 2017-19 and had been with the Cleveland Cavaliers since 2020. While in Cleveland, Buckner was promoted from assistant to associate head coach prior to the 2022 season and served in that role through 2023-24.
- Buckner was hired by the Milwaukee Bucks in the offseason as an assistant coach beginning in 2024-25.
- Buckner enjoyed a long playing career in the NBA: Dallas Mavericks (1999-02, 2006-07), Philadelphia 76ers (2002-04), Denver Nuggets (2004-06), Minnesota Timberwolves (2007-08) and Memphis Grizzlies (2008-09).

-- NO. 1 GUARD JESTIN PORTER --

PORTER NAMED MVP OF CHARLESTON CLASSIC

- Jestin Porter finished with 18 points in the championship game against Georgia and earned MVP honors of the Charleston Classic.
- Porter made a season-high four threes in the game and sparked the Tigers' offense to tie a season high of 97 points in the overtime win.
- Porter scored in double-figures in back-to-back games at the Charleston Classic with 14 and 18 points, respectively.

-- NO. 2 GUARD DILLON HUNTER --

DILLON HUNTER OFFENSIVE IMPROVEMENT

- Dillon Hunter has taken advantage of his increase in playing time this year. He has seen his offensive data improve in just about every area. That is especially the case when it comes to shooting the basketball from everywhere on the court.
- As you can see by the chart below, his career field goal percentage entering this year was 37.9 percentage and is at 48.0 percent this year. In terms of 3-point shooting he has gone from 27.3 percentage to 39.3 and from the foul line he has gone from a 56.2 percent shooter to 80.6 this year.
- Entering this year Hunter scored in double figures in just five of 99 games. He has scored in double figures in seven of the first 20 games this year, including a team-best 15 in the recent win over Mercer and 16 in the win over Georgia.

DILLON HUNTER OFFENSIVE IMPROVEMENT

Category	First 3 Years	2025-26
Games	99	20
Min/Game	16.18	28.8
DF Scoring Games	5	7
PPG	2.9	8.8
FG%	.379	.480
3Pt FG%	.273	.393
FT%	.562	.806
Ast/Game	1.45	3.25
Ast/T.O. Ratio	2.88	2.50

CLEMSON'S SUCCESS WITH A HEALTHY DILLON HUNTER

- Dillon Hunter has now appeared in more than 100 games for Clemson since he started as a freshman in the 2022-23 season.
- Hunter broke his hand in the ACC quarterfinals last season in a victory over SMU and proved to be a huge loss to Clemson's lineup at the end of the year.
- The Tigers have won 25-of-the-last-29 games that Hunter has appeared. To take it even further, Clemson is 40-9 in its last 49 games with Hunter available and 64-21 dating back to the beginning of the 2023-24 season with a healthy Hunter.

DILLON HUNTER FIRST IN CLEMSON HISTORY IN ASSIST/ TURNOVER RATIO

- Dillon Hunter is first in Clemson history in career assist/turnover ratio. The native of Atlanta, Ga has 209 assists and just 76 turnovers in his 109-game career and that 2.75/1 ratio is the best in Clemson history.
- To make the list a player must have at least 100 career assists.

NOTES

Hunter qualified after the Memphis game on December 14 when he had five assists and no turnovers to reach 100 assists for his career.

- In 2024-25 he had 58 assists and just 14 turnovers in 678 minutes.

CLEMSON CAREER LEADERS IN ASSIST/TURNOVER RATIO

Rk	Player	Years	Ast	TO	Ratio
1.	Dillon Hunter	2022-25	209	76	2.75
2.	Grayson Marshall	1984-88	857	347	2.47
3.	Nick Honor	2020-22	132	55	2.40
4.	Marc Campbell	1980-84	364	162	2.25
5.	Andre Young	2008-12	342	163	2.10
6.	Cliff Hammonds	2004-08	473	240	1.97
7.	Lou Richie	1992-94	239	122	1.96
8.	Chris Dobbs	1979-82	325	172	1.889
9.	Edward Scott	1999-03	595	315	1.888
10.	Warren Wallace	1982-85	125	67	1.87

-- NO. 10 FORWARD JAKE WAHLIN --

WAHLIN NETS CAREER HIGHS IN FIELD GOALS AND THREES

- Transfer forward Jake Wahlin (Utah) has scored in double-figures twice already this season, including a season-high 14 in a win over Morehead State (Nov. 11).
- Wahlin tied his career-high with five made field goals in the game and set a new career-best with four made threes.

-- NO. 11 NICK DAVIDSON --

NICK DAVIDSON SCORES 21 STRAIGHT POINTS IN WIN OVER BOSTON COLLEGE

- Clemson senior Nick Davidson scored 21 points in a row during a 9:28 span in the first half of the Tigers win over Boston College on Jan. 13 at Littlejohn Coliseum. He personally outscored Boston College 21-9, as the Tigers went from down 15-11 to up 32-24 with his heroics.
- Davidson finished the half with 21 points and finished the game with a season-high 25, just one off his collegiate high of 26. He made four 3-point goals during the run, which tied his career high for 3-point shots made in a game.
- Davidson's 21 consecutive points are the most on record for a Clemson player. Clemson media guides have recorded that statistic in its miscellaneous stats report since the 1987-88 season. Since that year the previous best was 17 in a row by Hunter Tyson vs. NC State at Clemson on December 30, 2022.
- Since 1987-88 Davidson's run was the fifth of 15 points or more.

MOST CONSECUTIVE POINTS SCORED BY CLEMSON PLAUER

(since 1987-88)

Player	Date	Site-Opponent	Points
Nick Davidson	1-13-26	H-Boston College	21
Hunter Tyson	12-30-22	H-NC State	17
Will Solomon	2-12-00	H-Florida State	15
Chey Christie	12-13-03	N1-Georgia	15
Andre Young	1-21-12	H-Georgia Tech	15

N1 - Atlanta, Ga.

DAVIDSON BROTHERS ONE OF 19 SETS OF BROTHERS PLAYING TOGETHER IN 2025-26

- Nick and Blake Davidson are playing together this season.
- The Davidsons are one of 19 sets of brothers nationwide to play on the same team.
- The Davidsons join Trevor and Devin Booker, George and John Coakley, Horace and Harvey Grant, Chase and Dillon Hunter, Eddie and George Krajack and Donnie, Richie, Randy and Tom Mahaffey and Jack and Daniel Nauseef.
- The list below is ordered alphabetically by school.

Dominykas and Dovydas Butka, Campbell Durrell and Jordan Brooks, Central Michigan Macon and Houston Emory, Delaware Cameron and Cayden Boozer, Duke Isaiah and AJ Brown, Florida JR and Chase Konieczny, Florida Gulf Coast George III and BB Washington, Florida Gulf Coast Cooper and Cole Bowser, Furman Tomislav and Zvonimir Ivisic Brennan and Colin Walton, Michigan State

Marley and Micah Curtis, North Dakota Cade and Chase Courbat, Northern Iowa Nassim and Hamoudy Mashour, Oakland Donny and MJ Yeager, Oakland Adam and Jack Tauer, St. Thomas Prince and Rolyns Aligbe, Southern Illinois AJ and Will Hopkins, UT Martin Cobi and Cooper Campbell, Troy Demond (coach) and Josiah Parker, Florida Atlantic Lance (coach) and Levi Beckwith, Maryland-Eastern Shore Will (coach) and Ryan (coach) Chlebek, Florida Gulf Coast Ryan (coach) and Reed (coach) Ridder, Mercer

-- NO. 21 GUARD ACE BUCKNER --

HISTORY REPEATS FOR BUCKNER FAMILY

- Ace Buckner had 19 points and seven rebounds to lead Clemson to a 68-61 win over South Carolina on Dec. 16, 2025. It was Buckner's career-high in scoring with 19 points and added seven rebounds to lead Clemson in both categories.
- It marked the first time the same Clemson player led the Tigers in those categories in the same game this year.
- But it was not the first time a member of the Buckner family had led Clemson in scoring with 19 points in a game against the Gamecocks. On December 17, 1996, Ace's dad, Greg Buckner, led the Tigers with 19 points and added eight rebounds in a victory over the Gamecocks in Columbia.
- In fact, Ace's 19 points were the third time a member of the Buckner family scored exactly 19 points in a win over South Carolina. Greg Buckner also had 19 points and 11 rebounds as a freshman in a Clemson victory at South Carolina on December 8, 1994. Greg didn't lead the Tigers in scoring that night, as Devin Gray had 22, but Buckner's 11 rebounds did lead the Tigers.
- With the Clemson victory this year, the Buckner family is now 5-0 against South Carolina when a Buckner is on the court (Ace redshirted 2024-25 and did not play against South Carolina).

ACE BUCKNER SHINES IN CLEMSON DEBUT

- Buckner finished with 18 points, three rebounds, two assists and one blocked shot. Buckner outscored his father, Greg Buckner (1994-98), who posted 10 points, nine assists and five rebounds in his debut on Nov. 29, 1994 against Charleston Southern.
- He finished 6-for-7 from the floor and 6-for-7 from the free throw line in the game.
- After redshirting, Buckner was ready for the opener against New Hampshire. "I was very excited [to play tonight]," Buckner said postgame. "Last year was long. I was happy to see my guys win and be a part of that."

CLEMSON, MOST POINTS IN DEBUT AS FRESHMAN

(Since 1972-73)

Date	Player	Opponent	Start	Points
11-28-86	Elden Campbell	H-Georgia St.	*	19
11-3-25	Ace Buckner	H-New Hampshire		18
11-30-91	Devin Gray	H-Morehead St.		17
11-29-74	Stan Rome	H-Mississippi	*	16
11-30-91	Sharone Wright	H-Morehead St.	*	14
11-26-95	Tony Christie	H-UNC Asheville		13
11-14-14	Donte Grantham	H-Florida A&M	*	12
11-13-09	Noel Johnson	H-Presbyterian		12
11-12-07	Demontez Stitt	H-Furman	*	12
11-10-06	David Potter	N-Arkansas St.		12
11-19-04	Cliff Hammonds	H-Hampton	*	12
11-28-75	Greg Coles	H-Harvard	*	12

-- NO. 44 FORWARD/CENTER TRENT STEINOUR --

TRENT STEINOUR PLAYS IN FIRST GAME AT CLEMSON

- Trent Steinour made his Clemson debut against New Hampshire on Nov. 3, 2025. He scored two points and grabbed two rebounds in the 88-38 victory.
- Steinour is the grandson of Littlejohn Legend and former Clemson big man Randy Mahaffey who played for the Tigers from 1964-67.
- Mahaffey was one of four to suit up for the Tigers: Tom Mahaffey (1959-62), Donnie Mahaffey (1961-64) and Richie Mahaffey (1966-70).

- Randy was a two-time All-ACC player, earning Second Team honors in 1965 and First Team honors in 1967.
- In 1966-67, Randy's last year at Clemson, he averaged 16.8 points and 9.0 rebounds per game. He was also an All-ACC Tournament team member in 1967.
- Randy was selected 16th overall in the second round of the NBA Draft in 1967 by the Los Angeles Lakers. He later spent his career playing in the ABA for the Kentucky Colonels (1967-68), New York Nets (1968-69) and Carolina Cougars (1969-71). He played 321 total games and scored 11.9 points per contest, while adding 8.0 rebounds per game.

-- ELDEN CAMPBELL (1968-2025) --

FORMER CLEMSON ALL-AMERICAN ELDEN CAMPBELL PASSES

Elden Campbell, Clemson's all-time leading scorer and three-time All-ACC player, died on Monday, December 1. He was 57 years old.

Campbell came to Clemson as a freshman in 1986-87 and helped the Tigers to a 25-6 record and the NCAA tournament as Horace Grant's backup center. As a sophomore he stepped into the starting lineup and averaged a career best 18.8 points per game and was a Third Team All-ACC selection. As a junior in 1988-89 he was a Second Team All-ACC choice and averaged a team-best 17.5 points per game for Clemson's NCAA Tournament team.

As a senior in 1989-90, he teamed with Dale Davis to give Clemson one of the top frontcourt combinations in college basketball. Both were named honorable mention All-American by the Associated Press, the only time Clemson has had two All-Americans on the same team.

Campbell led the 1989-90 Tigers in scoring with a 16.4 average. Clemson won the ACC regular season championship for the only time in school history, finished with a 26-9 record and advanced to the Sweet 16 of the NCAA Tournament.

Campbell finished his Clemson career with 1,880 points, a record that still stands 35 years after he played his last game. He is still first in career made field goals (754), tied for first in career double figure scoring games (97), second in blocked shots (334), third in 20-point scoring games (34), seventh in made free throws (369) and eighth in career rebounds (836).

"I am deeply saddened to learn of Elden Campbell's passing," said Cliff Ellis, Campbell's head coach at Clemson. "Elden was a great player for four years, especially in 1989-90 when he was a major reason we won Clemson's only ACC regular season championship. He went on to a 15-year career in the NBA and won a World Championship."

"But most of all, Elden was an outstanding, giving person. This is a sad day for the Clemson family. Elden loved Clemson, he came back and supported the program after he retired. He exemplified what Clemson was all about."

Campbell was the first-round draft choice, the 27th overall selection, of the Los Angeles Lakers in the 1990 NBA draft. He played for the Lakers for nine years and is still third in Lakers history in blocked shots, trailing only Kareem Abdul-Jabbar and Shaquille O'Neal. He played in the NBA Finals for the Lakers against the Bulls his rookie year.

Campbell went on to play 15 total seasons in the NBA. He played four years with the Charlotte Hornets, then played for the Detroit Pistons for two seasons, including the Pistons World Championship team of 2003-04. Campbell retired at the end of the 2004-05 season. He finished with 10,805 points and 6,116 rebounds and 1,602 blocked shots.



Major: Parks, Recreation and Tourism Management ... Son of Rhonda and Randall Godfrey ... Sibling, Grant ... His father Randall played football at Georgia and was roommates with Brice Hunter (Dillon's father) ... originally recruited by Brad Brownell and Clemson, Godfrey spent 2022-24 playing for the Tigers ... brother, Grant is an outside linebacker for Kentucky's football team.

RJ GODFREY 2025-26 GAME STATS																				
Opponent	Date	GS	Min.	Field Goals		3-PT			Rebounds							A	TO	Blk	Stl	Pts.
				FG	Pct.	FG	Pct.	FT	Pct.	OR	DR	TOT	PF	FO						
NEW HAMPSHIRE	11/3/25	*	22	4-6	.667	0-1	.000	1-2	.500	1	8	9	1	0	3	2	0	0	9	
GARDNER-WEBB	11/7/25	*	23	5-5	1.000	0-0	.000	3-3	1.000	0	6	6	2	0	3	0	1	2	13	
MOREHEAD STATE	11/11/25	*	28	5-8	.625	0-0	.000	3-4	.750	7	4	11	4	0	3	0	0	2	13	
at Georgetown	11/15/25	*	12	1-3	.333	0-0	.000	1-2	.500	1	0	1	3	0	0	0	0	0	3	
NORTH ALABAMA	11/17/25		29	6-8	.750	0-1	.000	4-4	1.000	2	4	6	3	0	3	0	2	1	16	
vs. West Virginia	11/21/25		28	6-8	.750	0-0	.000	2-3	.667	3	3	6	1	0	3	1	3	0	14	
vs. Georgia	11/23/25	*	24	4-6	.667	0-0	.000	4-6	.667	4	3	7	4	0	2	2	0	1	12	
ALABAMA A&M	11/28/25	*	20	4-7	.571	0-0	.000	2-2	1.000	3	5	8	2	0	1	2	0	0	10	
at Alabama	12/3/25	*	33	6-10	.600	0-0	.000	7-9	.778	1	3	4	2	0	3	3	1	1	19	
vs. BYU	12/9/25		24	5-7	.714	0-0	.000	3-3	1.000	4	1	5	3	0	2	0	1	0	13	
MERCER	12/13/25	*	25	4-6	.667	0-0	.000	1-3	.333	0	8	8	2	0	1	2	0	1	9	
SOUTH CAROLINA	12/16/25	*	13	2-6	.333	0-0	.000	2-2	1.000	0	3	3	4	0	0	2	1	0	6	
vs. Cincinnati	12/21/25	*	25	5-10	.500	0-1	.000	0-1	.000	0	1	1	4	0	1	3	0	1	10	
at Syracuse	12/31/25	*	29	7-9	.778	0-1	.000	0-1	.000	1	3	4	4	0	2	2	1	1	14	
at Pittsburgh	1/3/25	*	28	5-7	.714	0-0	.000	4-7	.571	1	2	3	2	0	1	0	0	0	14	
SMU	1/7/25	*	26	6-7	.857	1-1	1.000	4-7	.571	1	5	6	4	0	1	1	0	0	17	
at Notre Dame	1/10/25	*	32	6-8	.750	0-0	.000	4-6	.667	2	1	3	1	0	2	0	0	1	16	
BOSTON COLLEGE	1/13/25	*	14	2-5	.400	0-0	.000	6-10	.600	3	5	8	5	0	0	3	0	0	10	
MIAMI (FLA.)	1/17/25	*	28	4-8	.500	0-1	.000	2-2	1.000	0	3	3	3	0	1	4	1	2	10	
NC STATE	1/20/25	*	38	7-9	.778	0-0	.000	2-5	.400	2	5	7	2	0	1	0	0	0	16	
at Georgia Tech	1/24/25																			
PITTSBURGH	1/31/25																			
at Stanford	2/4/25																			
at California	2/7/25																			
VIRGINIA TECH	2/11/25																			
at Duke	2/14/25																			
at Wake Forest	2/18/25																			
FLORIDA STATE	2/21/25																			
LOUISVILLE	2/28/25																			
at North Carolina	3/3/25																			
GEORGIA TECH	3/7/25																			
Totals																				

GODFREY SEASON HIGHS									
PTS	19								at Alabama (12/3/25)
FG	7								2x, last vs. NC State (1/20/26)
3FG	1								vs. SMU (1/7/26)
FT	7								at Alabama (12/3/25)
OR	7								vs. Morehead State (11/11/25)
DR	8								2x, last vs. Mercer (12/13/25)
TR	11								vs. Morehead State (11/11/25)
AST	3								6x, last at Alabama (12/3/25)
STL	2								3x, last vs. Miami (1/17/26)
BLK	3								vs. West Virginia (11/21/25)
MIN	38								vs. NC State (1/20/26)

GODFREY CAREER HIGHS									
PTS	21								vs. North Florida (11/12/24)
FG	8								2x, last vs. North Florida (11/12/24)
3FG	2								at Virginia Tech (1/4/23)
FT	7								at Alabama (12/3/25)
OR	7								vs. Morehead State (11/11/25)
DR	8								3x, last vs. Mercer (12/13/25)
TR	12								vs. North Florida (11/12/24)
AST	3								12x, last at Alabama (12/3/25)
STL	2								10x, last vs. Miami (1/17/26)
BLK	4								vs. Boise State (11/19/23)
MIN	38								vs. NC State (1/20/26)

RJ GODFREY CAREER STATS																							
Year	Team	GP	GS	Min.	Field Goals			3-PT			FT	FTA	Pct.	Rebounds				PF	DQ	A	TO	Blk	Stl
					FG	FGA	Pct.	FG	FGA	Pct.				OR	DR	TOT	Avg.						
2022-23	Clemson	33	1	310	43	72	.597	3	9	.333	17	26	.654	22	47	69	2.1	50	1	11	25	17	8
2023-24	Clemson	36	0	557	92	155	.594	3	7	.429	32	51	.627	33	88	121	3.4	80	2	28	33	22	17
2024-25	Georgia	33	33	641	83	156	.532	0	11	.000	44	72	.611	42	85	127	3.8	98	3	33	51	19	20
2025-26	Clemson	20	17	499	94	143	.657	1	6	.167	55	82	.671	36	73	109	5.5	56	1	33	27	11	13
TOTAL AT CLEMSON		89	18	1365	229	370	.619	7	22	.318	104	159	.654	91	208	299	3.4	186	4	72	85	50	38
TOTAL		122	51	2007	312	526	.593	7	33	.212	148	231	.641	133	293	426	3.5	284	7	105	136	69	58

Major: Athletic Leadership ... Son of Antoinette and Jessie Porter ... Siblings, Jessie and Jessica ... Played at Tyler Junior College prior to joining Middle Tennessee State ... Second Team All-CUSA Honors in 2023-24 and 2024-25 ... Named 2023-24 NABC Second Team All-District ... Two-time CUSA Player of the Week in 2023-24.

JESTIN PORTER'S 2025-26 GAME STATS																					
Opponent	Date	GS	Min.	Field Goals		3-PT			FT	Pct.	Rebounds				PF	FO	A	TO	Blk	Stl	Pts.
				FG	Pct.	FG	Pct.	OR			DR	TOT									
NEW HAMPSHIRE	11/3/25	*	19	1-5	.200	1-3	.333	5-7	.714	2	3	5	0	0	3	1	0	0	0	8	
GARDNER-WEBB	11/7/25	*	17	3-11	.273	3-8	.375	0-0	.000	3	2	5	0	0	3	0	0	0	0	9	
MOREHEAD STATE	11/11/25	*	15	3-7	.429	2-6	.333	1-2	.500	0	0	0	1	0	1	0	0	0	1	9	
at Georgetown	11/15/25	*	16	2-9	.222	2-6	.333	2-2	1.000	1	1	2	1	0	1	1	0	0	0	8	
NORTH ALABAMA	11/17/25		20	2-9	.222	1-6	.167	3-5	.600	1	0	1	1	0	1	1	0	0	1	8	
vs. West Virginia	11/21/25	*	27	4-9	.444	2-4	.500	4-4	1.000	0	1	1	2	0	0	0	0	0	2	14	
vs. Georgia	11/23/25	*	40	7-14	.500	4-9	.444	0-1	.000	1	1	2	2	0	0	0	0	0	1	18	
ALABAMA A&M	11/28/25	*	20	4-10	.400	2-6	.333	4-5	.800	0	2	2	0	0	1	2	0	0	1	14	
at Alabama	12/3/25	*	16	2-7	.286	0-3	.000	0-0	.000	1	0	1	2	0	1	0	0	0	0	4	
vs. BYU	12/9/25	*	33	5-12	.417	5-9	.556	2-2	1.000	2	2	4	2	0	4	1	0	0	1	17	
MERCER	12/13/25	*	27	3-8	.375	2-5	.400	2-2	1.000	1	1	2	2	0	2	1	0	0	2	10	
SOUTH CAROLINA	12/16/25	*	20	2-6	.333	1-2	.500	1-2	.500	0	1	1	1	0	0	0	0	0	1	6	
vs. Cincinnati	12/21/25	*	31	3-6	.500	3-5	.600	2-2	1.000	0	2	2	1	0	2	3	1	1	1	11	
at Syracuse	12/31/25	*	29	4-8	.500	1-3	.333	0-0	.000	0	1	1	1	0	1	0	0	0	1	9	
at Pittsburgh	1/3/25	*	28	8-12	.667	3-6	.500	2-2	1.000	0	2	2	3	0	0	4	0	0	1	21	
SMU	1/7/25	*	34	2-12	.167	1-9	.111	2-2	1.000	0	1	1	2	0	3	3	1	4	7		
at Notre Dame	1/10/25	*	32	9-14	.643	2-6	.333	6-6	1.000	0	0	0	1	0	2	0	0	0	5	26	
BOSTON COLLEGE	1/13/25	*	30	2-9	.222	1-4	.250	0-0	.000	0	2	2	0	0	1	0	1	2	5		
MIAMI (FLA.)	1/17/25	*	33	5-10	.500	1-3	.333	0-1	.000	0	1	1	2	0	2	0	0	3	11		
NC STATE	1/20/25	*	38	3-13	.231	3-8	.375	0-0	.000	1	3	4	1	0	0	0	0	0	1	9	
at Georgia Tech	1/24/25																				
PITTSBURGH	1/31/25																				
at Stanford	2/4/25																				
at California	2/7/25																				
VIRGINIA TECH	2/11/25																				
at Duke	2/14/25																				
at Wake Forest	2/18/25																				
FLORIDA STATE	2/21/25																				
LOUISVILLE	2/28/25																				
at North Carolina	3/3/25																				
GEORGIA TECH	3/7/25																				
Totals																					

PORTER SEASON HIGHS				
PTS	26	at Notre Dame	(1/10/26)	
FG	9	at Notre Dame	(1/10/26)	
3FG	5	vs. BYU	(12/9/25)	
FT	6	at Notre Dame	(1/10/26)	
OR	3	vs. Gardner-Webb	(11/7/25)	
DR	3	2x, last vs. NC State	(1/20/26)	
TR	5	2x, last vs. vs. Gardner-Webb	(11/7/25)	
AST	4	vs. BYU	(12/9/25)	
STL	5	at Notre Dame	(1/10/26)	
BLK	1	2x, last vs. SMU	(1/7/26)	
MIN	40	vs. Georgia	(11/23/25)	
PORTER CAREER HIGHS				
PTS	41	vs. UTEP	(2/17/24)	
FG	11	2x, last vs. UTEP	(2/17/24)	
3FG	8	2x, last vs. UTEP	(2/17/24)	
FT	11	vs. UTEP	(2/17/24)	
OR	3	3x, last at Western Kentucky	(2/15/25)	
DR	8	vs. Florida International	(1/27/24)	
TR	9	2x, last at Western Kentucky	(2/15/25)	
AST	4	6x, last vs. New Mexico State	(2/25/24)	
STL	5	at Notre Dame	(1/10/26)	
BLK	2	3x, last vs. Kennesaw State	(1/9/25)	
MIN	51	vs. Chattanooga	(3/18/25)	

JESTIN PORTER CAREER STATS																									
Year	Team	GP	GS	Min.	Field Goals			3-PT			FT	FTA	Pct.	Rebounds				PF	DQ	A	TO	Blk	Stl	Pts.	Avg.
					FG	FGA	Pct.	FG	FGA	Pct.				OR	DR	TOT	Avg.								
2022-23*	Middle Tennessee St.	33	5	509	71	168	.423	21	64	.328	32	43	.744	13	34	47	1.4	43	0	23	42	4	9	195	5.9
2023-24*	Middle Tennessee St.	33	33	1051	164	411	.399	61	181	.337	69	89	.775	26	84	110	3.3	64	1	60	71	6	32	458	13.9
2024-25*	Middle Tennessee St.	34	34	1147	176	428	.411	84	231	.364	74	90	.822	25	72	97	2.9	55	1	42	57	6	38	510	15.0
2025-26	Clemson	20	19	524	74	191	.387	40	111	.360	36	45	.800	13	26	39	2.0	25	0	28	18	3	28	224	11.2
TOTAL		120	91	3231	485	1198	.405	206	587	.351	211	267	.790	77	216	293	2.4	187	2	153	188	19	107	1387	11.6

Major: Parks, Recreation and Tourism Management ... Son of Brandi Lewis ... Younger brother of former Tiger Chase Hunter and Jaden Hunter ... Chose Clemson over Baylor, Auburn, Florida State, Kentucky, Georgia and Georgia Tech ... Ranked No. 64 in the ESPN Top 100 and rated a 4-star prospect ... Started career-high nine games last season ... Leads Clemson in career assist-turnover ratio (161-57; 2.82/game).

DILLON HUNTER 2025-26 GAME STATS																			
Opponent	Date	GS	Min.	Field Goals		3-PT		FT	Pct.	Rebounds									
				FG	Pct.	FG	Pct.			OR	DR	TOT	PF	FO	A	TO	Blk	Stl	Pts.
NEW HAMPSHIRE	11/3/25	*	20	2-7	.286	1-5	.200	2-2	1.000	0	0	0	0	0	1	0	0	0	7
GARDNER-WEBB	11/7/25	*	21	3-7	.429	1-4	.250	0-0	.000	0	4	4	3	0	2	0	0	2	7
MOREHEAD STATE	11/11/25	*	25	2-7	.286	1-3	.333	0-0	.000	2	2	4	0	0	4	0	0	0	5
at Georgetown	11/15/25	*	26	3-7	.429	2-3	.667	0-0	.000	1	5	6	2	0	3	2	0	1	8
NORTH ALABAMA	11/17/25	*	20	2-7	.286	2-4	.500	0-0	.000	0	0	0	0	0	2	2	0	1	6
vs. West Virginia	11/21/25	*	29	5-8	.625	1-3	.333	2-3	.667	0	3	3	2	0	4	0	0	2	13
vs. Georgia	11/23/25	*	35	4-6	.667	2-2	1.000	6-6	1.000	3	4	7	4	0	1	3	0	2	16
ALABAMA A&M	11/28/25	*	20	3-5	.600	1-1	1.000	1-1	1.000	1	2	3	1	0	3	0	0	1	8
at Alabama	12/3/25	*	33	5-7	.714	0-1	.000	3-5	.600	0	5	5	3	0	4	0	0	2	13
vs. BYU	12/9/25	*	24	3-4	.750	1-1	1.000	0-0	.000	1	2	3	2	0	0	2	0	2	7
MERCER	12/13/25	*	30	4-7	.571	2-4	.500	5-5	1.000	0	2	2	1	0	2	2	0	1	15
SOUTH CAROLINA	12/16/25	*	33	3-6	.500	0-1	.000	0-0	.000	0	3	3	3	0	6	1	0	1	6
vs. Cincinnati	12/21/25	*	34	2-5	.400	1-1	1.000	5-6	.833	0	7	7	2	0	4	2	0	0	10
at Syracuse	12/31/25	*	21	4-5	.800	2-2	1.000	0-0	.000	0	2	2	4	0	1	2	0	0	10
at Pittsburgh	1/3/25	*	33	1-6	.167	0-4	.000	2-3	.667	1	4	5	0	0	4	2	0	1	4
SMU	1/7/25	*	35	3-8	.375	2-7	.286	2-2	1.000	1	2	3	3	0	4	1	0	0	10
at Notre Dame	1/10/25	*	31	3-5	.600	1-2	.500	0-0	.000	0	7	7	1	0	3	1	0	0	7
BOSTON COLLEGE	1/13/25	*	35	4-5	.800	1-2	.500	0-1	.000	1	6	7	2	0	5	1	0	0	9
MIAMI (FLA.)	1/17/25	*	34	3-6	.500	1-3	.333	0-0	.000	1	4	5	1	0	7	2	0	4	7
NC STATE	1/20/25	*	38	2-9	.222	2-8	.250	1-2	.500	0	1	1	4	0	5	3	0	1	7
at Georgia Tech	1/24/25																		
PITTSBURGH	1/31/25																		
at Stanford	2/4/25																		
at California	2/7/25																		
VIRGINIA TECH	2/11/25																		
at Duke	2/14/25																		
at Wake Forest	2/18/25																		
FLORIDA STATE	2/21/25																		
LOUISVILLE	2/28/25																		
at North Carolina	3/3/25																		
GEORGIA TECH	3/7/25																		
Totals																			

HUNTER SEASON HIGHS		
PTS	16	vs. Georgia (11/23/25)
FG	5	2x, last at Alabama (12/3/25)
3FG	2	6x, last vs. SMU (1/7/26)
FT	6	vs. Georgia (11/23/25)
OR	3	vs. Georgia (11/23/25)
DR	7	vs. Cincinnati (12/21/25)
TR	7	4x, last vs. Boston College (1/13/26)
AST	7	vs. Miami (1/17/26)
STL	4	vs. Miami (1/17/26)
BLK	--	
MIN	35	vs. Georgia (11/23/25)
HUNTER CAREER HIGHS		
PTS	17	at Florida State (2/15/25)
FG	7	at Florida State (2/15/25)
3FG	3	2x, last at Florida State (2/15/25)
FT	6	vs. Georgia (11/23/25)
OR	3	vs. Georgia (11/23/25)
DR	5	3x, last at Alabama (12/3/25)
TR	7	3x, last at Notre Dame (1/10/26)
AST	7	2x, last vs. Miami (1/17/26)
STL	6	vs. Stanford (1/1/25)
BLK	2	at Boston College (3/5/25)
MIN	38	2x, last vs. NC State (1/20/26)

DILLON HUNTER CAREER STATS																								
Year	Team	GP	GS	Min.	Field Goals			3-PT			FT	FTA	Pct.	Rebounds				PF	DQ	A	TO	Blk	Stl	Pts.
					FG	FGA	Pct.	FG	FGA	Pct.				OR	DR	TOT	Avg.							
2022-23	Clemson	33	3	395	17	57	.298	3	20	.150	9	15	.600	5	35	40	1.2	34	0	40	22	1	14	46
2023-24	Clemson	36	1	530	33	84	.393	9	35	.257	8	19	.421	7	51	58	1.6	42	1	46	14	2	15	83
2024-25	Clemson	30	9	678	57	141	.404	24	77	.312	24	39	.615	13	63	76	2.1	65	1	58	14	4	27	162
2025-26	Clemson	20	20	576	61	127	.480	24	61	.393	29	36	.806	12	65	77	3.9	38	0	65	26	0	21	175
TOTAL		119	33	2179	168	409	.411	60	193	.311	70	109	.642	37	214	251	2.1	179	2	209	76	7	77	466

Major: Pre-Business ... Chose Clemson over Iowa and West Virginia ... No. 2 ranked recruit in Minnesota's 2025 class ... Ranked No. 1 overall in the state of Minnesota according to PrepHoops ... was a dual-sport athlete, starring in basketball and football as a quarterback ... Named Minnesota Mr. Basketball after leading Alexandria to its first-ever state title and claiming the Class 3A crown.

CHASE THOMPSON 2025-26 GAME STATS																				
Opponent	Date	GS	Min.	Field Goals		3-PT		FT	Pct.	Rebounds				PF	FO	A	TO	Blk	Stl	Pts.
				FG	Pct.	FG	Pct.			OR	DR	TOT								
NEW HAMPSHIRE	11/3/25		18	0-0	.000	0-0	.000	0-0	.000	0	3	3	1	0	0	0	0	0	0	
GARDNER-WEBB	11/7/25		18	1-3	.333	1-2	.500	2-4	.500	1	1	2	1	0	3	0	1	2	5	
MOREHEAD STATE	11/11/25		14	3-5	.600	0-0	.000	0-0	.000	0	0	0	1	0	2	1	0	0	6	
at Georgetown	11/15/25		10	1-1	1.000	0-0	.000	1-2	.500	0	1	1	0	0	0	0	0	1	3	
NORTH ALABAMA	11/17/25		7	0-2	.000	0-1	.000	0-0	.000	1	1	2	0	0	1	0	1	0	0	
vs. West Virginia	11/21/25		6	0-0	.000	0-0	.000	0-0	.000	0	1	1	2	0	0	1	0	0	0	
vs. Georgia	11/23/25		2	0-0	.000	0-0	.000	0-0	.000	0	0	0	1	0	0	0	0	0	0	
ALABAMA A&M	11/28/25		18	3-4	.750	1-2	.500	0-0	.000	1	4	5	2	0	1	0	0	0	7	
at Alabama	12/3/25		1	0-1	.000	0-1	.000	1-2	.500	0	0	0	1	0	0	0	0	0	1	
vs. BYU	12/9/25		11	0-1	.000	0-1	.000	0-0	.000	0	2	2	0	0	0	0	0	0	0	
MERCER	12/13/25		8	1-3	.333	1-3	.333	0-0	.000	1	0	1	0	0	0	0	0	0	3	
SOUTH CAROLINA	12/16/25		14	1-1	1.000	1-1	1.000	0-0	.000	1	1	2	0	0	0	0	0	0	3	
vs. Cincinnati	12/21/25		7	0-0	.000	0-0	.000	0-0	.000	0	0	0	0	0	0	1	0	0	0	
at Syracuse	12/31/25		4	0-0	.000	0-0	.000	0-0	.000	0	0	0	0	0	0	1	0	0	0	
at Pittsburgh	1/3/25		4	0-0	.000	0-0	.000	0-0	.000	0	0	0	1	0	0	1	0	0	0	
SMU	1/7/25		13	3-3	1.000	1-1	1.000	0-0	.000	0	1	1	0	0	0	1	0	0	7	
at Notre Dame	1/10/25		7	0-2	.000	0-2	.000	0-0	.000	0	0	0	0	0	0	0	0	0	0	
BOSTON COLLEGE	1/13/25		9	0-2	.000	0-1	.000	0-0	.000	1	0	1	0	0	0	2	0	0	0	
MIAMI (FLA.)	1/17/25		2	0-0	.000	0-0	.000	0-0	.000	0	0	0	0	0	0	0	0	0	0	
NC STATE	1/20/25		4	0-1	.000	0-1	.000	0-0	.000	0	0	0	0	0	0	0	0	0	0	
at Georgia Tech	1/24/25																			
PITTSBURGH	1/31/25																			
at Stanford	2/4/25																			
at California	2/7/25																			
VIRGINIA TECH	2/11/25																			
at Duke	2/14/25																			
at Wake Forest	2/18/25																			
FLORIDA STATE	2/21/25																			
LOUISVILLE	2/28/25																			
at North Carolina	3/3/25																			
GEORGIA TECH	3/7/25																			
Totals																				

THOMPSON SEASON HIGHS				
PTS	7	2x	last vs. SMU (1/7/26)	
FG	3	3x	last vs. SMU (1/7/26)	
3FG	1	4x	last vs. SMU (1/7/26)	
FT	2	vs. Gardner-Webb (11/7/25)		
OR	1	6x	last vs. Boston College (1/13/26)	
DR	4	vs. Alabama A&M (11/28/25)		
TR	5	vs. Alabama A&M (11/28/25)		
AST	3	vs. Gardner-Webb (11/7/25)		
STL	2	vs. Gardner-Webb (11/7/25)		
BLK	1	2x	last vs. North Alabama (11/17/25)	
MIN	18	3x	last vs. Alabama A&M (11/28/25)	
THOMPSON CAREER HIGHS				
PTS	7	2x	last vs. SMU (1/7/26)	
FG	3	3x	last vs. SMU (1/7/26)	
3FG	1	4x	last vs. SMU (1/7/26)	
FT	2	vs. Gardner-Webb (11/7/25)		
OR	1	6x	last vs. Boston College (1/13/26)	
DR	4	vs. Alabama A&M (11/28/25)		
TR	5	vs. Alabama A&M (11/28/25)		
AST	3	vs. Gardner-Webb (11/7/25)		
STL	2	vs. Gardner-Webb (11/7/25)		
BLK	1	2x	last vs. North Alabama (11/17/25)	
MIN	18	3x	last vs. Alabama A&M (11/28/25)	

CHASE THOMPSON CAREER STATS																									
Year	Team	GP	GS	Min.	Field Goals			3-PT			FT	FTA	Pct.	Rebounds				PF	DQ	A	TO	Blk	Stl	Pts.	Avg.
					FG	FGA	Pct.	FG	FGA	Pct.				OR	DR	TOT	Avg.								
2025-26	Clemson	20	0	176	13	29	.448	5	16	.313	4	8	.500	6	15	21	1.1	10	0	7	8	2	3	35	1.8
TOTAL		20	0	176	13	29	.448	5	16	.313	4	8	.500	6	15	21	1.1	10	0	7	8	2	3	35	1.8

Major: Communication ... Full name is Efrem Johnson, his nickname is Butta – given to him by his uncle when he was born ... Appeared in a career-high 37 games and made 21 starts ... averaged 8.8 points, 2.1 rebounds and 1.8 assists in 2024-25, including 14 double-digit scoring games and three 20-point games ... Career-high 24 points at Rice (2/19/25) ... Averaged career-high 11.2 points per game in 2023-24 and led team with 56 3-pointers.

BUTTA JOHNSON 2025-26 GAME STATS																				
Opponent	Date	GS	Min.	Field Goals		3-PT		FT	Pct.	Rebounds				PF	FO	A	TO	Blk	Stl	Pts.
				FG	Pct.	FG	Pct.			OR	DR	TOT								
NEW HAMPSHIRE	11/3/25		17	1-3	.333	1-2	.500	2-2	1.000	0	1	1	1	0	0	0	0	0	1	5
GARDNER-WEBB	11/7/25		20	3-7	.429	1-5	.200	0-0	.000	1	0	1	0	0	2	0	0	0	7	
MOREHEAD STATE	11/11/25		10	1-4	.250	1-3	.333	0-0	.000	0	1	1	1	0	0	0	1	0	3	
at Georgetown	11/15/25		10	0-2	.000	0-2	.000	0-0	.000	0	1	1	0	0	0	0	0	0	0	
NORTH ALABAMA	11/17/25		9	0-0	.000	0-0	.000	0-0	.000	1	1	2	2	0	0	0	0	0	0	
vs. West Virginia	11/21/25		22	3-5	.600	2-4	.500	3-3	1.000	0	2	2	0	0	0	0	0	1	11	
vs. Georgia	11/23/25		23	4-8	.500	1-3	.333	4-4	1.000	0	1	1	0	0	1	0	0	0	13	
ALABAMA A&M	11/28/25		21	4-7	.571	1-4	.250	0-0	.000	0	4	4	1	0	3	0	0	3	9	
at Alabama	12/3/25		24	2-7	.286	2-6	.333	2-2	1.000	3	2	5	1	0	0	1	0	0	8	
vs. BYU	12/9/25		27	4-10	.400	2-5	.400	0-0	.000	0	2	2	0	0	1	1	2	0	10	
MERCER	12/13/25	*	20	1-3	.333	0-2	.000	0-0	.000	0	2	2	1	0	1	1	0	0	2	
SOUTH CAROLINA	12/16/25		11	0-2	.000	0-2	.000	1-2	.500	0	1	1	0	0	1	0	0	0	1	
vs. Cincinnati	12/21/25		8	0-0	.000	0-0	.000	0-0	.000	0	2	2	0	0	0	0	0	1	0	
at Syracuse	12/31/25		24	1-4	.250	1-3	.333	0-0	.000	0	2	2	2	0	1	0	0	2	3	
at Pittsburgh	1/3/25		27	3-5	.600	3-5	.600	1-2	.500	0	3	3	1	0	3	0	0	0	10	
SMU	1/7/25		24	3-6	.500	3-6	.500	0-0	.000	1	1	2	3	0	0	1	0	0	9	
at Notre Dame	1/10/25		14	0-2	.000	0-2	.000	0-0	.000	0	0	0	2	0	0	0	0	0	0	
BOSTON COLLEGE	1/13/25		20	2-3	.667	1-1	1.000	2-2	1.000	0	0	0	1	0	1	0	0	1	7	
MIAMI (FLA.)	1/17/25		19	1-5	.200	1-3	.333	0-0	.000	0	2	2	0	0	1	0	0	1	3	
NC STATE	1/20/25		23	2-6	.333	2-4	.500	1-2	.500	1	3	4	1	0	0	2	0	0	7	
at Georgia Tech	1/24/25																			
PITTSBURGH	1/31/25																			
at Stanford	2/4/25																			
at California	2/7/25																			
VIRGINIA TECH	2/11/25																			
at Duke	2/14/25																			
at Wake Forest	2/18/25																			
FLORIDA STATE	2/21/25																			
LOUISVILLE	2/28/25																			
at North Carolina	3/3/25																			
GEORGIA TECH	3/7/25																			
Totals																				

JOHNSON SEASON HIGHS		
PTS	13	vs. Georgia (11/23/25)
FG	4	3x, last vs. BYU (12/9/25)
3FG	3	2x, last vs. SMU (1/7/26)
FT	4	vs. Georgia (11/23/25)
OR	3	at Alabama (12/3/25)
DR	4	vs. Alabama A&M (11/28/25)
TR	5	at Alabama (12/3/25)
AST	3	2x, last at Pittsburgh (1/3/26)
STL	3	vs. Alabama A&M (11/28/25)
BLK	2	vs. BYU (12/9/25)
MIN	27	2x, last at Pittsburgh (1/3/26)
JOHNSON CAREER HIGHS		
PTS	24	at Rice (2/19/25)
FG	10	at Rice (2/19/25)
3FG	5	3x, last at Memphis (1/26/25)
FT	8	vs. South Florida (3/16/24)
OR	3	3x, last at Alabama (12/3/25)
DR	5	vs. UTEP (12/29/22)
TR	8	vs. UTEP (12/29/22)
AST	6	vs. Tulane (1/17/24)
STL	4	2x, last vs. Memphis (3/2/25)
BLK	2	2x, last at Tulane (3/9/25)
MIN	40	at North Texas (1/31/24)

BUTTA JOHNSON CAREER STATS																									
Year	Team	Field Goals						3-PT			Rebounds							PF	DQ	A	TO	Blk	Stl	Pts.	Avg.
		GP	GS	Min.	FG	FGA	Pct.	FG	FGA	Pct.	FT	FTA	Pct.	OR	DR	TOT	Avg.								
2022-23	UAB	29	0	375	33	79	.418	14	37	.378	22	26	.846	12	26	38	1.3	25	0	17	14	0	15	102	3.5
2023-24	UAB	34	25	1052	130	303	.429	56	156	.359	64	78	.821	21	57	78	2.3	56	0	58	45	7	13	380	11.2
2024-25	UAB	37	21	993	113	308	.367	49	153	.320	52	60	.867	22	54	76	2.1	63	0	68	33	7	31	327	8.8
2025-26	Clemson	20	1	372	35	89	.393	22	62	.355	16	19	.842	7	31	38	1.9	17	0	15	6	3	10	108	5.4
TOTAL		120	47	2793	311	779	.399	141	408	.346	154	183	.842	62	168	230	1.9	161	0	158	98	17	69	917	7.6

Major: Communication ... Ranked No. 70 overall prospect in the 2025 class ... No. 11 combo guard in the class ... Named to Atlanta Tipoff Club Top 40 in 2025 ... Named All-Region and Honorable Mention All-State in Georgia as a junior ... his brother, Marcus, was a standout guard at Furman and Xavier ... his mother, Sheri, is in the Hall of Fame for women's basketball at Loyola Marymount University ... Chose Clemson over Virginia Tech, Cincinnati, Georgia and West Virginia.

ZAC FOSTER 2025-26 GAME STATS																			
Opponent	Date	GS	Min.	Field Goals		3-PT		FT	Pct.	Rebounds			PF	FO	A	TO	Blk	Stl	Pts.
				FG	Pct.	FG	Pct.			OR	DR	TOT							
NEW HAMPSHIRE	11/3/25		16	2-7	.286	0-2	.000	2-2	1.000	0	3	3	4	0	0	1	2	1	6
GARDNER-WEBB	11/7/25		24	0-6	.000	0-5	.000	2-2	1.000	0	5	5	4	0	5	0	0	1	2
MOREHEAD STATE	11/11/25		19	2-7	.286	2-5	.400	0-0	.000	0	3	3	0	0	3	1	0	0	6
at Georgetown	11/15/25		19	2-4	.500	2-4	.500	5-5	1.000	0	2	2	4	0	4	3	0	1	11
NORTH ALABAMA	11/17/25		23	5-10	.500	3-7	.429	1-1	1.000	1	3	4	1	0	6	0	0	0	14
vs. West Virginia	11/21/25		15	0-4	.000	0-3	.000	0-0	.000	0	2	2	4	0	0	2	0	0	0
vs. Georgia	11/23/25		17	4-8	.500	3-4	.750	0-0	.000	0	1	1	4	0	2	1	0	0	11
ALABAMA A&M	11/28/25		22	2-4	.500	1-2	.500	3-5	.600	0	1	1	2	0	3	2	0	0	8
at Alabama	12/3/25		26	5-17	.294	1-6	.167	1-1	1.000	2	3	5	4	0	3	0	1	0	12
vs. BYU	12/9/25		20	0-4	.000	0-2	.000	1-2	.500	0	1	1	2	0	3	3	0	2	1
MERCER	12/13/25		20	4-11	.364	1-7	.143	1-2	.500	2	5	7	3	0	0	2	0	0	10
SOUTH CAROLINA	12/16/25		2	0-2	.000	0-0	.000	2-2	1.000	0	0	0	0	0	1	0	0	0	2
vs. Cincinnati	12/21/25							DNP – OUT FOR SEASON (TORN RIGHT ACL)											
at Syracuse	12/31/25							DNP – OUT FOR SEASON (TORN RIGHT ACL)											
at Pittsburgh	1/3/25							DNP – OUT FOR SEASON (TORN RIGHT ACL)											
SMU	1/7/25							DNP – OUT FOR SEASON (TORN RIGHT ACL)											
at Notre Dame	1/10/25							DNP – OUT FOR SEASON (TORN RIGHT ACL)											
BOSTON COLLEGE	1/13/25							DNP – OUT FOR SEASON (TORN RIGHT ACL)											
MIAMI (FLA.)	1/17/25							DNP – OUT FOR SEASON (TORN RIGHT ACL)											
NC STATE	1/20/25							DNP – OUT FOR SEASON (TORN RIGHT ACL)											
at Georgia Tech	1/24/25																		
PITTSBURGH	1/31/25																		
at Stanford	2/4/25																		
at California	2/7/25																		
VIRGINIA TECH	2/11/25																		
at Duke	2/14/25																		
at Wake Forest	2/18/25																		
FLORIDA STATE	2/21/25																		
LOUISVILLE	2/28/25																		
at North Carolina	3/3/25																		
GEORGIA TECH	3/7/25																		
Totals																			

FOSTER SEASON HIGHS		
PTS	14	vs. North Alabama (11/17/25)
FG	5	2x, last at Alabama (12/3/25)
3FG	3	2x, last vs. Georgia (11/23/25)
FT	5	vs. Georgetown (11/15/25)
OR	2	at Alabama (12/3/25)
DR	5	2x, last vs. Mercer (12/13/25)
TR	7	vs. Mercer (12/13/25)
AST	6	vs. North Alabama (11/17/25)
STL	2	vs. BYU (12/9/25)
BLK	2	vs. New Hampshire (11/3/25)
MIN	26	at Alabama (12/3/25)

FOSTER CAREER HIGHS		
PTS	14	vs. North Alabama (11/17/25)
FG	5	2x, last at Alabama (12/3/25)
3FG	3	2x, last vs. Georgia (11/23/25)
FT	5	vs. Georgetown (11/15/25)
OR	2	at Alabama (12/3/25)
DR	5	2x, last vs. Mercer (12/13/25)
TR	7	vs. Mercer (12/13/25)
AST	6	vs. North Alabama (11/17/25)
STL	2	vs. BYU (12/9/25)
BLK	2	vs. New Hampshire (11/3/25)
MIN	26	at Alabama (12/3/25)

ZAC FOSTER CAREER STATS																									
Year	Team	Field Goals					3-PT			Rebounds							PF	DQ	A	TO	Blk	Stl	Pts.	Avg.	
		GP	GS	Min.	FG	FGA	Pct.	FG	FGA	Pct.	FT	FTA	Pct.	OR	DR	TOT									Avg.
2025-26	Clemson	12	0	224	26	84	.310	13	47	.277	18	22	.818	5	29	34	2.8	32	0	30	15	3	5	83	6.9
TOTAL		12	0	224	26	84	.310	13	47	.277	18	22	.818	5	29	34	2.8	32	0	30	15	3	5	83	6.9

DALLAS THOMAS 2025-26 GAME STATS																			
Opponent	Date	GS	Min.	Field Goals		3-PT		FT	Pct.	Rebounds			PF	FO	A	TO	Blk	Stl	Pts.
				FG	Pct.	FG	Pct.			OR	DR	TOT							
NEW HAMPSHIRE	11/3/25		11	0-2	.000	0-1	.000	2-4	.500	0	2	2	1	0	0	1	0	0	2
GARDNER-WEBB	11/7/25		4	2-3	.667	1-1	1.000	0-0	.000	1	0	1	0	0	0	1	0	0	5
MOREHEAD STATE	11/11/25		4	1-1	1.000	1-1	1.000	0-0	.000	0	0	0	0	0	0	1	0	0	3
at Georgetown	11/15/25									DNP									
NORTH ALABAMA	11/17/25		7	2-4	.500	2-4	.500	0-0	.000	0	1	1	0	0	0	0	0	0	6
vs. West Virginia	11/21/25									DNP									
vs. Georgia	11/23/25									DNP									
ALABAMA A&M	11/28/25		13	1-2	.500	1-2	.500	1-2	.500	0	1	1	0	0	1	1	0	0	4
at Alabama	12/3/25		1	0-0	.000	0-0	.000	0-0	.000	0	0	0	1	0	0	0	0	0	0
vs. BYU	12/9/25									DNP									
MERCER	12/13/25									DNP									
SOUTH CAROLINA	12/16/25									DNP									
vs. Cincinnati	12/21/25									DNP									
at Syracuse	12/31/25		2	1-2	.500	0-1	.000	0-0	.000	0	0	0	1	0	0	0	0	0	2
at Pittsburgh	1/3/25		2	0-0	.000	0-0	.000	0-0	.000	0	0	0	1	0	0	0	0	0	0
SMU	1/7/25		2	0-1	.000	0-1	.000	0-0	.000	1	0	1	0	0	0	0	0	0	0
at Notre Dame	1/10/25		2	0-0	.000	0-0	.000	0-0	.000	0	0	0	0	0	0	0	0	0	0
BOSTON COLLEGE	1/13/25		2	1-1	1.000	0-0	.000	0-0	.000	0	0	0	0	0	0	0	0	0	2
MIAMI (FLA.)	1/17/25		2	0-0	.000	0-0	.000	0-0	.000	0	0	0	0	0	0	0	0	0	0
NC STATE	1/20/25									DNP									
at Georgia Tech	1/24/25																		
PITTSBURGH	1/31/25																		
at Stanford	2/4/25																		
at California	2/7/25																		
VIRGINIA TECH	2/11/25																		
at Duke	2/14/25																		
at Wake Forest	2/18/25																		
FLORIDA STATE	2/21/25																		
LOUISVILLE	2/28/25																		
at North Carolina	3/3/25																		
GEORGIA TECH	3/7/25																		
Totals																			

THOMAS SEASON HIGHS		
PTS	6	vs. North Alabama (11/17/25)
FG	2	2x, last vs. North Alabama (11/17/25)
3FG	2	vs. North Alabama (11/17/25)
FT	2	vs. New Hampshire (11/3/25)
OR	1	2x, last vs. SMU (1/7/26)
DR	2	vs. New Hampshire (11/3/25)
TR	2	vs. New Hampshire (11/3/25)
AST	--	
STL	--	
BLK	--	
MIN	13	vs. Alabama A&M (11/28/25)

THOMAS CAREER HIGHS		
PTS	6	vs. North Alabama (11/17/25)
FG	2	2x, last vs. North Alabama (11/17/25)
3FG	2	vs. North Alabama (11/17/25)
FT	2	vs. New Hampshire (11/3/25)
OR	1	2x, last vs. SMU (1/7/26)
DR	2	vs. New Hampshire (11/3/25)
TR	2	vs. New Hampshire (11/3/25)
AST	--	
STL	--	
BLK	--	
MIN	13	vs. Alabama A&M (11/28/25)

DALLAS THOMAS CAREER STATS																									
Year	Team	GP	GS	Min.	Field Goals			3-PT			FT	FTA	Pct.	OR	Rebounds		Avg.	PF	DQ	A	TO	Blk	Stl	Pts.	Avg.
					FG	FGA	Pct.	FG	FGA	DR					TOT										
2024-25	Clemson												REDSHIRTED												
2025-26	Clemson	12	0	54	8	16	.500	5	11	.455	3	6	.500	2	4	6	0.5	4	0	1	4	0	0	24	2.0
TOTAL		12	0	54	8	16	.500	5	11	.455	3	6	.500	2	4	6	0.5	4	0	1	4	0	0	24	2.0

Major: Pre-Business ... Son of Raleen and Rick Wahlin ... Appeared in career-best 33 games and made career-high 23 starts last season for Utah ... Averaged career-bests in points (6.3), rebounds (4.9) and assists (1.5) ... Career-high 16 points in an 83-62 win over Oklahoma State (1/11/25) ... Father Rick played football at BYU ('90), sister Malery [Pearson] played volleyball at BYU (2014), sister Cassidy [Langi] played volleyball at Utah Valley (2011-14), grandfather Marvin Wahlin was an all-conference back at Arizona State and was drafted by the Chicago Bears in 1953 (Rd. 27, 318th overall), brother in law Harvey Langi played football at both Utah (2011) and BYU (2014-16) and has played in the NFL since 2017 after starting his career as an UDFA, and brother in law Colby Pearson played football at BYU (2013-16).

JAKE WAHLIN 2025-26 GAME STATS																						
Opponent	Date	GS	Min.	Field Goals		3-PT			Rebounds							PF	FO	A	TO	Blk	Stl	Pts.
				FG	Pct.	FG	Pct.	FT	Pct.	OR	DR	TOT										
NEW HAMPSHIRE	11/3/25	*	17	3-4	.750	2-2	1.000	3-3	1.000	1	3	4	2	0	1	0	0	0	0	11		
GARDNER-WEBB	11/7/25	*	18	3-5	.600	0-2	.000	0-0	.000	0	2	2	0	0	2	1	1	0	6			
MOREHEAD STATE	11/11/25	*	24	5-7	.714	4-6	.667	0-0	.000	0	4	4	2	0	2	0	0	0	14			
at Georgetown	11/15/25	*	31	3-7	.429	2-5	.400	0-0	.000	3	4	7	4	0	0	1	1	0	8			
NORTH ALABAMA	11/17/25	*	25	3-7	.429	2-6	.333	0-0	.000	3	7	10	2	0	0	1	0	0	8			
vs. West Virginia	11/21/25	*	19	1-5	.200	0-3	.000	1-2	.500	1	3	4	2	0	1	2	0	0	3			
vs. Georgia	11/23/25	*	26	1-4	.250	0-2	.000	4-6	.667	1	3	4	1	0	0	0	0	1	6			
ALABAMA A&M	11/28/25	*	13	2-2	1.000	1-1	1.000	0-1	.000	0	2	2	3	0	0	1	0	0	5			
at Alabama	12/3/25	*	22	3-5	.600	0-0	.000	5-5	1.000	1	5	6	3	0	0	0	1	0	11			
vs. BYU	12/9/25	*	16	0-4	.000	0-3	.000	1-2	.500	2	2	4	1	0	1	2	0	1	1			
MERCER	12/13/25		18	2-3	.667	1-1	1.000	0-0	.000	2	3	5	1	0	2	0	0	0	5			
SOUTH CAROLINA	12/16/25	*	25	0-1	.000	0-1	.000	0-0	.000	0	3	3	3	0	0	0	0	1	0			
vs. Cincinnati	12/21/25	*	20	1-5	.200	1-5	.200	0-0	.000	0	0	0	1	0	2	0	0	0	3			
at Syracuse	12/31/25	*	24	3-4	.750	0-0	.000	0-1	.000	1	4	5	0	0	1	0	1	0	6			
at Pittsburgh	1/3/25	*	17	0-2	.000	0-1	.000	0-0	.000	0	1	1	4	0	0	1	0	0	0			
SMU	1/7/25	*	18	2-3	.667	1-1	1.000	2-4	.500	2	6	8	0	0	1	0	0	0	7			
at Notre Dame	1/10/25	*	30	1-8	.125	1-7	.143	2-2	1.000	0	6	6	3	0	0	0	0	1	5			
BOSTON COLLEGE	1/13/25	*	18	0-2	.000	0-1	.000	0-0	.000	0	1	1	0	0	1	0	0	0	0			
MIAMI (FLA.)	1/17/25	*	21	3-3	1.000	2-2	1.000	0-0	.000	0	4	4	4	0	0	1	0	0	8			
NC STATE	1/20/25	*	17	2-5	.400	1-3	.333	0-0	.000	0	5	5	1	0	0	1	0	0	5			
at Georgia Tech	1/24/25																					
PITTSBURGH	1/31/25																					
at Stanford	2/4/25																					
at California	2/7/25																					
VIRGINIA TECH	2/11/25																					
at Duke	2/14/25																					
at Wake Forest	2/18/25																					
FLORIDA STATE	2/21/25																					
LOUISVILLE	2/28/25																					
at North Carolina	3/3/25																					
GEORGIA TECH	3/7/25																					
Totals																						

WAHLIN SEASON HIGHS									
PTS	14	vs.	Morehead State	(11/11/25)					
FG	5	vs.	Morehead State	(11/11/25)					
3FG	4	vs.	Morehead State	(11/11/25)					
FT	5		at Alabama	(12/3/25)					
OR	3	2x, last vs.	North Alabama	(11/17/25)					
DR	7	vs.	North Alabama	(11/17/25)					
TR	10	vs.	North Alabama	(11/17/25)					
AST	2	4x, last vs.	Cincinnati	(12/21/25)					
STL	1	3x, last vs.	South Carolina	(12/16/25)					
BLK	1	4x, last at	Syracuse	(12/31/25)					
MIN	31		at Georgetown	(11/15/25)					
WAHLIN CAREER HIGHS									
PTS	16	vs.	Oklahoma State	(1/11/25)					
FG	5	2x, last vs.	Morehead State	(11/11/25)					
3FG	4	vs.	Morehead State	(11/11/25)					
FT	5		at Alabama	(12/3/25)					
OR	4		vs. Baylor	(12/25/25)					
DR	10		at TCU	(1/15/25)					
TR	12		vs. Kansas	(2/15/25)					
AST	4	2x, last vs.	UCF	(3/11/25)					
STL	6	vs.	Central Arkansas	(11/7/24)					
BLK	4	vs.	Central Arkansas	(11/7/24)					
MIN	33		3x, last at	UCF (2/23/25)					

JAKE WAHLIN CAREER STATS																									
Year	Team	Field Goals						3-PT			Rebounds						PF	DQ	A	TO	Blk	Stl	Pts.	Avg.	
		GP	GS	Min.	FG	FGA	Pct.	FG	FGA	Pct.	FT	FTA	Pct.	OR	DR	TOT									Avg.
2023-24	Utah	20	0	114	6	20	.300	1	11	.091	1	4	.250	11	18	29	1.5	21	0	4	4	3	1	14	0.7
2024-25	Utah	33	23	774	78	167	.467	27	77	.351	26	39	.667	50	111	161	4.9	79	2	48	25	22	23	209	6.3
2025-26	Clemson	20	19	420	38	86	.442	18	52	.346	18	26	.692	17	68	85	4.3	37	0	14	11	4	4	112	5.6
TOTAL		73	42	1308	122	273	.447	46	140	.329	45	69	.652	78	197	275	3.8	137	2	66	40	29	28	335	4.6

Major: Athletic Leadership ... Son of Kelly and Kirk Davidson ... father, Kirk, was a center for the Wolf Pack basketball team and his mother, Kelly (Martin), played volleyball at Nevada ... brother, Blake, is a freshmen on the team at Clemson ... 2023-24 All-Mountain West Third Team ... Posted 27 double-digit scoring games last year, including nine 20-point outings ... Has 11 career double-doubles.

NICK DAVIDSON 2025-26 GAME STATS																						
Opponent	Date	GS	Min.	Field Goals		3-PT			Rebounds							PF	FO	A	TO	Blk	Stl	Pts.
				FG	Pct.	FG	Pct.	FT	Pct.	OR	DR	TOT										
NEW HAMPSHIRE	11/3/25	*	20	3-4	.750	1-1	1.000	3-4	.750	1	4	5	1	0	1	0	1	0	0	10		
GARDNER-WEBB	11/7/25	*	22	6-10	.600	1-3	.333	5-8	.625	5	1	6	1	0	2	0	0	0	2	18		
MOREHEAD STATE	11/11/25	*	27	1-6	.167	0-2	.000	4-4	1.000	4	3	7	2	0	1	2	0	2	6			
at Georgetown	11/15/25	*	31	6-13	.462	1-4	.250	0-1	.000	3	2	5	3	0	0	1	0	0	13			
NORTH ALABAMA	11/17/25	*	17	1-3	.333	0-1	.000	0-0	.000	0	1	1	0	0	3	2	1	0	2			
vs. West Virginia	11/21/25	*	16	0-2	.000	0-0	.000	0-0	.000	0	2	2	1	0	2	0	0	0	0			
vs. Georgia	11/23/25		22	1-8	.125	0-1	.000	4-6	.667	2	7	9	2	0	2	0	0	1	6			
ALABAMA A&M	11/28/25	*	16	2-5	.400	0-1	.000	2-2	1.000	3	3	6	3	0	2	0	0	0	6			
at Alabama	12/3/25		14	4-6	.667	0-0	.000	3-4	.750	1	2	3	0	0	1	0	0	0	11			
vs. BYU	12/9/25	*	21	2-6	.333	0-3	.000	2-2	1.000	2	2	4	0	0	3	1	1	0	6			
MERCER	12/13/25	*	32	5-6	.833	1-2	.500	1-2	.500	1	4	5	2	0	0	1	1	0	12			
SOUTH CAROLINA	12/16/25	*	24	2-4	.500	1-2	.500	4-6	.667	0	2	2	2	0	1	5	0	1	9			
vs. Cincinnati	12/21/25		26	4-5	.800	2-2	1.000	0-0	.000	0	4	4	4	0	3	1	0	1	10			
at Syracuse	12/31/25		22	2-5	.400	0-2	.000	1-2	.500	1	3	4	3	0	1	1	0	1	5			
at Pittsburgh	1/3/25		19	5-7	.714	1-3	.333	3-4	.750	1	2	3	3	0	2	1	0	0	14			
SMU	1/7/25		26	2-6	.333	0-2	.000	5-6	.833	1	3	4	1	0	0	0	0	0	9			
at Notre Dame	1/10/25		13	1-3	.333	1-2	.500	0-0	.000	0	3	3	3	0	0	0	1	0	3			
BOSTON COLLEGE	1/13/25		25	8-11	.727	4-6	.667	5-5	1.000	1	2	3	4	0	0	2	1	2	25			
MIAMI (FLA.)	1/17/25		20	3-7	.429	0-1	.000	1-3	.333	1	3	4	0	0	1	1	1	2	7			
NC STATE	1/20/25		14	3-3	1.000	0-0	.000	0-0	.000	2	0	2	1	0	0	2	0	0	6			
at Georgia Tech	1/24/25																					
PITTSBURGH	1/31/25																					
at Stanford	2/4/25																					
at California	2/7/25																					
VIRGINIA TECH	2/11/25																					
at Duke	2/14/25																					
at Wake Forest	2/18/25																					
FLORIDA STATE	2/21/25																					
LOUISVILLE	2/28/25																					
at North Carolina	3/3/25																					
GEORGIA TECH	3/7/25																					
Totals																						

DAVIDSON SEASON HIGHS		
PTS	25	vs. Boston College (1/13/26)
FG	8	vs. Boston College (1/13/26)
3FG	4	vs. Boston College (1/13/26)
FT	5	2x, last vs. Boston College (1/13/26)
OR	5	vs. Gardner-Webb (11/7/25)
DR	5	vs. Georgia (11/23/25)
TR	9	vs. Georgia (11/23/25)
AST	3	3x, last vs. Cincinnati (12/21/25)
STL	2	4x, last vs. Miami (1/17/26)
BLK	1	5x, last vs. Miami (1/17/26)
MIN	32	vs. Mercer (12/13/25)

DAVIDSON CAREER HIGHS		
PTS	26	vs. Sam Houston State (11/4/24)
FG	10	2x, last vs. Fresno State (2/10/25)
3FG	4	2x, last vs. Boston College (1/13/26)
FT	9	vs. Wyoming (12/25/25)
OR	7	3x, last at Fresno State (1/11/25)
DR	13	vs. Temple (12/21/23)
TR	16	vs. Temple (12/21/23)
AST	7	vs. Texas Southern (12/14/24)
STL	3	3x, last vs. Boise State (2/22/25)
BLK	5	at New Mexico (1/3/25)
MIN	41	at New Mexico (1/3/25)

NICK DAVIDSON CAREER STATS																									
Year	Team	Field Goals						3-PT			Rebounds							PF	DQ	A	TO	Blk	Stl	Pts.	Avg.
		GP	GS	Min.	FG	FGA	Pct.	FG	FGA	Pct.	FT	FTA	Pct.	OR	DR	TOT	Avg.								
2021-22	Nevada	REDSHIRTED																							
2022-23	Nevada	33	0	579	68	154	.442	24	67	.358	69	86	.802	49	85	134	4.1	84	3	14	27	16	14	229	6.9
2023-24	Nevada	34	34	985	151	277	.545	26	89	.292	87	115	.757	62	186	248	7.3	85	1	46	43	24	25	415	12.2
2024-25	Nevada	33	33	1096	176	352	.500	46	124	.371	123	176	.699	61	153	214	6.5	79	2	92	63	39	27	521	15.8
2025-26	Clemson	20	10	427	61	120	.508	13	38	.342	43	59	.729	29	53	82	4.1	36	0	25	20	7	12	178	8.9
TOTAL		120	77	3087	456	903	.505	109	318	.343	322	436	.739	201	477	678	5.7	284	6	177	153	86	78	1343	11.2

BLAKE DAVIDSON 2025-26 GAME STATS																			DAVIDSON SEASON HIGHS																
Opponent	Date	GS	Min.	Field Goals		3-PT		Rebounds		PF	FO	A	TO	Blk	Stl	Pts.	PTS	--																	
NEW HAMPSHIRE	11/3/25			FG	Pct.	FG	Pct.	FT	Pct.	OR	DR	TOT					FG	--																	
GARDNER-WEBB	11/7/25																3FG	--																	
MOREHEAD STATE	11/11/25																FT	--																	
at Georgetown	11/15/25																OR	--																	
NORTH ALABAMA	11/17/25																DR	--																	
vs. West Virginia	11/21/25																TR	--																	
vs. Georgia or Xavier	11/23/25																AST	--																	
ALABAMA A&M	11/28/25																STL	--																	
at Alabama	12/3/25																BLK	--																	
vs. BYU	12/9/25																MIN	--																	
MERCER	12/13/25																DAVIDSON CAREER HIGHS																		
SOUTH CAROLINA	12/16/25																PTS	--																	
vs. Cincinnati	12/21/25																FG	--																	
at Syracuse	12/31/25																3FG	--																	
at Pittsburgh	1/3/25																FT	--																	
SMU	1/7/25																OR	--																	
at Notre Dame	1/10/25																DR	--																	
BOSTON COLLEGE	1/13/25																TR	--																	
MIAMI (FLA.)	1/17/25																AST	--																	
NC STATE	1/20/25																STL	--																	
at Georgia Tech	1/24/25																BLK	--																	
PITTSBURGH	1/31/25																MIN	--																	
at Stanford	2/4/25																																		
at California	2/7/25																																		
VIRGINIA TECH	2/11/25																																		
at Duke	2/14/25																																		
at Wake Forest	2/18/25																																		
FLORIDA STATE	2/21/25																																		
LOUISVILLE	2/28/25																																		
at North Carolina	3/3/25																																		
GEORGIA TECH	3/7/25																																		
Totals																																			

BLAKE DAVIDSON CAREER STATS																						
Year	Team	GP	GS	Min.	Field Goals			3-PT			Rebounds				PF	DQ	A	TO	Blk	Stl	Pts.	Avg.
					FG	FGA	Pct.	FG	FGA	Pct.	FT	FTA	Pct.	OR								
2025-26	Clemson																					
TOTAL																						
REDSHIRT																						

Major: Communication ... Son of Regina and Greg Buckner ... Ranked as a three-star, according to On3 ... Buckner is the son of former Littlejohn Legend Greg Buckner who played for the Tigers from 1994-98 ... He averaged 8.8 points per game with All Ohio Red on the EYBL Circuit. Buckner boasted nearly a 2:1 assist/turnover ratio through 24 games on the circuit. He exploded for a 29-point performance at Peach Jam in July.

ACE BUCKNER 2025-26 GAME STATS																			
Opponent	Date	GS	Min.	Field Goals			3-PT			Rebounds									
				FG	Pct.	FG	Pct.	FT	Pct.	OR	DR	TOT	PF	FO	A	TO	Blk	Stl	Pts.
NEW HAMPSHIRE	11/3/25		20	6-7	.857	0-1	.000	6-7	.857	0	3	3	2	0	2	1	1	0	18
GARDNER-WEBB	11/7/25		16	5-11	.455	1-5	.200	0-0	.000	2	0	2	4	0	3	0	0	0	11
MOREHEAD STATE	11/11/25		22	4-8	.500	0-4	.000	4-5	.800	1	4	5	2	0	2	0	0	1	12
at Georgetown	11/15/25		19	2-7	.286	0-2	.000	2-3	.667	0	3	3	1	0	3	1	0	0	6
NORTH ALABAMA	11/17/25	*	16	2-5	.400	1-4	.250	3-4	.750	3	4	7	1	0	2	1	0	2	8
vs. West Virginia	11/21/25		13	1-4	.250	0-2	.000	0-0	.000	1	2	3	0	0	0	1	0	0	2
vs. Georgia	11/23/25		15	2-5	.400	0-2	.000	0-0	.000	1	5	6	2	0	2	3	0	1	4
ALABAMA A&M	11/28/25		15	2-5	.400	0-3	.000	1-2	.500	1	2	3	2	0	0	2	0	0	5
at Alabama	12/3/25		13	1-5	.200	1-1	1.000	0-0	.000	3	1	4	2	0	0	0	0	1	3
vs. BYU	12/9/25		4	0-1	.000	0-1	.000	0-0	.000	0	0	0	1	0	0	0	0	0	0
MERCER	12/13/25		5	0-1	.000	0-1	.000	0-0	.000	0	0	0	1	0	1	0	0	0	0
SOUTH CAROLINA	12/16/25		30	7-12	.583	1-3	.333	4-4	1.000	1	6	7	3	0	1	0	0	2	19
vs. Cincinnati	12/21/25		27	5-11	.455	1-2	.500	1-2	.500	0	2	2	0	0	3	1	0	1	12
at Syracuse	12/31/25		19	3-10	.300	0-2	.000	2-3	.667	0	1	1	1	0	0	1	0	3	8
at Pittsburgh	1/3/25		14	0-1	.000	0-0	.000	2-2	1.000	0	0	0	1	0	1	1	0	2	2
SMU	1/7/25		8	1-2	.500	0-0	.000	0-0	.000	0	0	0	3	0	0	0	0	0	2
at Notre Dame	1/10/25		13	2-7	.286	1-3	.333	0-0	.000	1	2	3	1	0	1	1	0	0	5
BOSTON COLLEGE	1/13/25		15	2-6	.333	1-3	.333	1-1	1.000	0	1	1	3	0	1	1	0	3	6
MIAMI (FLA.)	1/17/25		10	2-2	1.000	1-1	1.000	0-0	.000	0	0	0	0	0	0	1	0	0	5
NC STATE	1/20/25		20	4-7	.571	1-4	.250	3-3	1.000	0	2	2	3	0	1	3	0	0	12
at Georgia Tech	1/24/25																		
PITTSBURGH	1/31/25																		
at Stanford	2/4/25																		
at California	2/7/25																		
VIRGINIA TECH	2/11/25																		
at Duke	2/14/25																		
at Wake Forest	2/18/25																		
FLORIDA STATE	2/21/25																		
LOUISVILLE	2/28/25																		
at North Carolina	3/3/25																		
GEORGIA TECH	3/7/25																		
Totals																			

BUCKNER SEASON HIGHS		
PTS	19	vs. South Carolina (12/16/25)
FG	7	vs. South Carolina (12/16/25)
3FG	1	8x, last vs. NC State (1/20/26)
FT	6	vs. New Hampshire (11/3/25)
OR	3	2x, last at Alabama (12/3/25)
DR	6	vs. South Carolina (12/16/25)
TR	7	2x, last vs. South Carolina (12/16/25)
AST	3	3x, last vs. Cincinnati (12/21/25)
STL	3	2x, last vs. Boston College (1/13/26)
BLK	1	vs. New Hampshire (11/3/25)
MIN	30	vs. South Carolina (12/16/25)

BUCKNER CAREER HIGHS		
PTS	19	vs. South Carolina (12/16/25)
FG	7	vs. South Carolina (12/16/25)
3FG	1	8x, last vs. NC State (1/20/26)
FT	6	vs. New Hampshire (11/3/25)
OR	3	2x, last at Alabama (12/3/25)
DR	6	vs. South Carolina (12/16/25)
TR	7	2x, last vs. South Carolina (12/16/25)
AST	3	3x, last vs. Cincinnati (12/21/25)
STL	3	at Syracuse (12/31/25)
BLK	1	vs. New Hampshire (11/3/25)
MIN	30	vs. South Carolina (12/16/25)

ACE BUCKNER CAREER STATS																						
Year	Team	GP	GS	Min.	Field Goals			3-PT			FT	FTA	Pct.	Rebounds				PF	DQ	A	TO	Blk
					FG	FGA	Pct.	FG	FGA	Pct.				OR	DR	TOT	Avg.					
2024-25	Clemson													REDSHIRTED								
2025-26	Clemson	20	1	316	51	117	.436	9	44	.205	29	36	.806	14	38	52	2.6	33	0	23	18	1
TOTAL		20	1	316	51	117	.436	9	44	.205	29	36	.806	14	38	52	2.6	33	0	23	18	1

Major: Economics ... Son of Kylie and Derrick Welling ... has three brothers, Hayden, Sawyer and Beckham ... 2024-25 WAC Defensive Player of the Year ... 2024-25 All-WAC Second Team ... 57 blocks last season ranked tied for fourth all-time in a single season in UVU history ... Season-high 24 points at Seattle last season ... Scored in double-figures 21 times and had five 20-point games.

CARTER WELLING 2025-26 GAME STATS																				
Opponent	Date	GS	Min.	Field Goals		3-PT		FT	Pct.	Rebounds			PF	FO	A	TO	Blk	Stl	Pts.	
				FG	Pct.	FG	Pct.			OR	DR	TOT								
NEW HAMPSHIRE	11/3/25		15	4-5	.800	0-1	.000	2-6	.333	2	3	5	0	2	0	0	0	0	10	
GARDNER-WEBB	11/7/25		15	6-9	.667	1-1	1.000	1-3	.333	5	6	11	1	0	0	1	0	0	14	
MOREHEAD STATE	11/11/25		11	2-2	1.000	0-0	.000	2-3	.667	0	2	2	3	0	1	0	1	0	6	
at Georgetown	11/15/25		27	5-8	.625	1-3	.333	3-5	.600	1	4	5	4	0	3	1	2	1	14	
NORTH ALABAMA	11/17/25	*	27	4-6	.667	0-1	.000	5-6	.833	5	4	9	1	0	0	4	2	0	13	
vs. West Virginia	11/21/25	*	24	4-7	.571	2-3	.667	3-4	.750	1	7	8	1	0	2	4	1	0	13	
vs. Georgia	11/23/25	*	22	5-10	.500	1-2	.500	0-0	.000	1	4	5	3	0	2	1	0	1	11	
ALABAMA A&M	11/28/25		18	2-3	.667	0-1	.000	8-8	1.000	0	7	7	1	0	3	1	1	0	12	
at Alabama	12/3/25	*	17	1-5	.200	0-1	.000	0-0	.000	2	2	4	2	0	0	2	0	2	2	
vs. BYU	12/9/25	*	20	2-9	.222	1-4	.250	4-4	1.000	3	3	6	3	0	1	1	1	1	9	
MERCER	12/13/25		15	1-6	.167	0-1	.000	2-2	1.000	0	1	1	0	0	0	0	0	3	4	
SOUTH CAROLINA	12/16/25		29	5-7	.714	1-2	.500	5-13	.385	1	3	4	2	0	0	0	0	3	16	
vs. Cincinnati	12/21/25	*	21	4-8	.500	2-4	.500	2-3	.667	1	4	5	0	0	0	1	0	1	12	
at Syracuse	12/31/25	*	27	2-9	.222	0-2	.000	3-5	.600	1	4	5	2	0	2	1	0	2	7	
at Pittsburgh	1/3/25	*	28	2-5	.400	0-2	.000	4-5	.800	1	9	10	5	0	0	4	2	1	8	
SMU	1/7/25	*	15	2-8	.250	0-3	.000	2-3	.667	3	3	6	4	0	4	1	0	2	6	
at Notre Dame	1/10/25	*	27	5-9	.556	1-2	.500	3-4	.750	2	4	6	3	0	3	2	0	0	14	
BOSTON COLLEGE	1/13/25	*	31	4-9	.444	0-1	.000	2-4	.500	1	7	8	0	0	3	0	2	1	10	
MIAMI (FLA.)	1/17/25	*	29	6-10	.600	2-3	.667	4-4	1.000	2	7	9	3	0	1	2	0	0	18	
NC STATE	1/20/25	*	34	3-5	.600	0-0	.000	8-12	.667	3	6	9	4	0	2	1	0	0	14	
at Georgia Tech	1/24/25																			
PITTSBURGH	1/31/25																			
at Stanford	2/4/25																			
at California	2/7/25																			
VIRGINIA TECH	2/11/25																			
at Duke	2/14/25																			
at Wake Forest	2/18/25																			
FLORIDA STATE	2/21/25																			
LOUISVILLE	2/28/25																			
at North Carolina	3/3/25																			
GEORGIA TECH	3/7/25																			
Totals																				

WELLING SEASON HIGHS		
PTS	18	vs. Miami (1/17/26)
FG	6	2x, last vs. Miami (1/17/26)
3FG	2	3x, last vs. Miami (1/17/26)
FT	8	2x, last vs. NC State (1/20/26)
OR	5	2x, last vs. North Alabama (11/17/25)
DR	9	at Pittsburgh (1/3/26)
TR	11	vs. Gardner-Webb (11/7/25)
AST	4	vs. SMU (1/7/26)
STL	3	2x, last vs. South Carolina (12/16/25)
BLK	2	4x, last vs. Boston College (1/13/26)
MIN	34	vs. NC State (1/20/26)
WELLING CAREER HIGHS		
PTS	24	at Seattle (1/25/25)
FG	10	at Seattle (1/25/25)
3FG	4	at Weber State (12/21/24)
FT	8	4x, last vs. NC State (1/20/26)
OR	5	3x, last vs. North Alabama (11/17/25)
DR	9	2x, last at Pittsburgh (1/3/26)
TR	11	3x, last vs. Gardner-Webb (11/7/25)
AST	4	2x, last at Utah Tech (2/20/25)
STL	3	3x, last vs. South Carolina (12/16/25)
BLK	5	3x, last at Weber State (12/21/24)
MIN	35	at Utah Tech (2/20/25)

CARTER WELLING CAREER STATS																									
Year	Team	GP	GS	Min.	Field Goals			3-PT			Rebounds					PF	DQ	A	TO	Blk	Stl	Pts.	Avg.		
					FG	FGA	Pct.	FG	FGA	Pct.	FT	FTA	Pct.	OR	DR									TOT	Avg.
2023-24	UC Irvine	30	10	414	65	129	.504	3	10	.300	78	102	.765	32	76	108	3.6	65	1	14	24	31	5	211	7.0
2024-25	Utah Valley	32	32	784	142	297	.478	30	85	.353	106	164	.646	47	154	201	6.3	91	2	46	69	57	20	420	13.1
2025-26	Clemson	20	13	450	69	140	.493	12	37	.324	63	94	.670	35	90	125	6.3	42	1	29	27	12	18	213	10.7
TOTAL		82	55	1648	276	566	.488	45	132	.341	247	360	.686	114	320	434	5.3	198	4	89	120	100	43	844	10.3

Major: Pre-Business ... Ranked as a 3-star by 247Sports ... Grandson of former Clemson big man Randy Mahaffey who played for the Tigers from 1964-67 ... As a junior, averaged 16.0 points, 10.5 rebounds and 4.3 blocks per game and helped lead Lake Norman to the Elite Eight of the NCHSAA state tournament ... Chose Clemson over Georgia, Penn State, Virginia Tech, Wake Forest and South Carolina.

TRENT STEINOUR 2025-26 GAME STATS																			
Opponent	Date	GS	Min.	Field Goals		3-PT		FT	Pct.	Rebounds			PF	FO	A	TO	Blk	Stl	Pts.
				FG	Pct.	FG	Pct.			OR	DR	TOT							
NEW HAMPSHIRE	11/3/25	5	0-1	.000	0-0	.000	2-2	1.000	0	2	2	2	0	0	0	0	0	0	2
GARDNER-WEBB	11/7/25	2	0-0	.000	0-0	.000	0-0	.000	0	0	0	0	0	0	0	0	0	0	0
MOREHEAD STATE	11/11/25									DNP									
at Georgetown	11/15/25									DNP									
NORTH ALABAMA	11/17/25									DNP									
vs. West Virginia	11/21/25									DNP									
vs. Georgia	11/23/25									DNP									
ALABAMA A&M	11/28/25	4	1-1	1.000	0-0	.000	2-4	.500	0	0	0	0	0	0	0	0	0	0	4
at Alabama	12/3/25	1	0-1	.000	0-0	.000	0-0	.000	2	0	2	0	0	0	0	0	0	0	0
vs. BYU	12/9/25									DNP									
MERCER	12/13/25									DNP									
SOUTH CAROLINA	12/16/25									DNP									
vs. Cincinnati	12/21/25									DNP									
at Syracuse	12/31/25									DNP									
at Pittsburgh	1/3/25									DNP									
SMU	1/7/25									DNP									
at Notre Dame	1/10/25									DNP									
BOSTON COLLEGE	1/13/25	2	0-1	.000	0-0	.000	0-0	.000	1	1	2	0	0	0	0	1	0	0	0
MIAMI (FLA.)	1/17/25									DNP									
NC STATE	1/20/25									DNP-Illness									
at Georgia Tech	1/24/25																		
PITTSBURGH	1/31/25																		
at Stanford	2/4/25																		
at California	2/7/25																		
VIRGINIA TECH	2/11/25																		
at Duke	2/14/25																		
at Wake Forest	2/18/25																		
FLORIDA STATE	2/21/25																		
LOUISVILLE	2/28/25																		
at North Carolina	3/3/25																		
GEORGIA TECH	3/7/25																		
Totals																			

STEINOUR SEASON HIGHS		
PTS	4	vs. Alabama A&M (11/28/25)
FG	1	vs. Alabama A&M (11/28/25)
3FG	--	
FT	2	2x, last vs. Alabama A&M (11/28/25)
OR	2	at Alabama (12/3/25)
DR	2	vs. New Hampshire (11/3/25)
TR	2	3x, last vs. Boston College (1/13/26)
AST	--	
STL	--	
BLK	--	
MIN	5	vs. New Hampshire (11/3/25)

STEINOUR CAREER HIGHS		
PTS	4	vs. Alabama A&M (11/28/25)
FG	1	vs. Alabama A&M (11/28/25)
3FG	--	
FT	2	2x, last vs. Alabama A&M (11/28/25)
OR	2	at Alabama (12/3/25)
DR	2	vs. New Hampshire (11/3/25)
TR	2	3x, last vs. Boston College (1/13/26)
AST	--	
STL	--	
BLK	--	
MIN	5	vs. New Hampshire (11/3/25)

TRENT STEINOUR CAREER STATS																									
Year	Team	Field Goals						3-PT			Rebounds														
		GP	GS	Min.	FG	FGA	Pct.	FG	FGA	Pct.	FT	FTA	Pct.	OR	DR	TOT	Avg.	PF	DQ	A	TO	Blk	Stl	Pts.	Avg.
2025-26	Clemson	5	0	14	1	4	.250	0	0	.000	4	6	.667	3	3	6	1.2	2	0	0	1	0	0	6	1.2
TOTAL		5	0	14	1	4	.250	0	0	.000	4	6	.667	3	3	6	1.2	2	0	0	1	0	0	6	1.2

MISCELLANEOUS STATS

THE LAST TIME...

A player had a triple-double
A player had a 20-point, 15-rebound game
A player had a 20-point, 20-rebound game
A player had 30+ points
A player had 40+ points
A player had 50+ points
A player had 15+ field goals
A player had 15+ free throws
A player had 20+ rebounds
A player had 15+ assists
A player had 6+ steals
A player had 8+ blocks
A player converted a four-point play
A player was perfect from the field (min. 10 FGA)
A player was perfect from the foul line (min. 10 FTA)

CLEMSON
1/26/93 vs. Maryland (Sharone Wright, 12p/14r/10b)
1/16/24 vs. Georgia Tech (PJ Hall, 31p/17r; Ian Schieffelin 20p/15r)
12/17/90 vs. SC State (Dale Davis, 22p/21r)
11/17/24 at Boise State (Chase Hunter, 30)
1/24/01 vs. Georgia Tech (Will Solomon, 41)
2/17/1916 (J.W. Stribling, 50)
1/14/87 vs. Furman (Horace Grant, 15)
1/27/13 vs. Virginia Tech (Milton Jennings, 16)
12/3/24 vs. Kentucky (Ian Schieffelin, 20)
2/13/02 vs. Wake Forest (Edward Scott, 16)
1/1/25 vs. Stanford (Dillon Hunter, 6)
2/6/16 vs. Virginia Tech (Landry Nnoko, 8)
3/5/24 vs. Syracuse (Joseph Girard III, 5:42 2H)
Never Accomplished
2/24/23 vs. Florida State (Joseph Girard III, 10-10)

OPPONENT
Never Accomplished
Not accomplished since at least 2010
1/11/06 vs. Wake Forest (Eric Williams, 22p/20r)
2/26/25 vs. Notre Dame (Markus Burton, 30)
3/12/11 vs. North Carolina (Harrison Barnes, 40)
2/24/55 at Furman (Darrell Floyd, 56)
2/24/82 at Duke (Vince Taylor, 16)
3/9/16 vs. Georgia Tech (Marcus Georges-Hunt, 15)
3/6/19 at Notre Dame (John Mooney, 20)
1/10/87 vs. Wake Forest (Tyrone "Mugsey" Bogues, 17)
2/3/07 at Georgia Tech (Javaris Crittenton, 7)
12/3/25 at Alabama (Aiden Sherrell, 8)
11/29/24 vs. Florida A&M (Shaqir O'Neal, 8:12 1H)
3/8/92 at Georgia Tech (Matt Geiger, 10-10)
11/21/18 vs. Creighton (Ty-Son Alexander, 11-11)

A team scored 100+ points
A team scored less than 40
A team had 25+ assists
A team had 50+ rebounds
A team shot .650+ from the field
A team did not miss a free throw (min. 10 FTA)
A team did not make a three-pointer
A team had two players score 30+ points
A team had two players score 25+ points
A team had two players score 20+ points
A team had three players score 20+ points

12/22/23 vs. Queens (109)
1/23/18 at Virginia (36)
11/7/25 vs. Gardner-Webb (25)
12/18/21 vs. South Carolina (51)
2/22/20 at Boston College (.689)
12/29/23 vs. Radford (14-14)
1/26/19 at NC State (0-7)
2/13/02 vs. Wake Forest (Stockman, 30; Scott, 30)
1/13/24 vs. Boston College (Hall, 26; Girard III 26)
2/4/25 vs. Georgia Tech (Hunter, 28; Schieffelin, 23)
3/4/06 vs. Georgia Tech (Hamilton, 24; Akingbala 22; Robinson, 22)

2/5/17 vs. Florida State (109)
11/3/25 vs. New Hampshire (38)
2/1/68 vs. Georgia Tech (35)
2/4/25 vs. Georgia Tech (56)
2/5/17 at Florida State (.661)
3/13/24 vs. Boston College (16-16)
2/1/06 at Florida State (0-9)
1/9/80 vs. Duke (Banks, 31; Gminski, 30)
1/30/18 vs. North Carolina (Johnson, 32; Berry, 27)
12/3/25 at Alabama (Philon 29; Allen 20)
1/3/24 at Miami (Fla.) (Pack 25, Omier 23, Cleveland 23)

A team had two double-doubles
A team had three double-doubles
A team had six players score 10+ points
Played an overtime game
Played a double-overtime game
Played a triple-overtime game
Clemson was ranked (AP Poll)
Clemson played a ranked opponent (AP Poll)
Clemson played a ranked opponent on the road (AP Poll)
Clemson defeated a ranked opponent (AP Poll)
Clemson defeated a ranked opponent on the road (AP Poll)
Clemson defeated a ranked opponent in the postseason (AP Poll)
Clemson lost to a ranked opponent (AP Poll)
Clemson faced No. 1 (AP Poll)
Clemson defeated No. 1 (AP Poll)
Clemson defeated Top 5 (AP Poll)
Clemson defeated Top 10 (AP Poll)

MISCELLANEOUS STATS

Dunks (60): Ace Buckner (2), Nick Davidson (3), Zac Foster (5), RJ Godfrey (23), Dillon Hunter (1), Butta Johnson (1), Trent Steinhour (1), Chase Thompson (4), Jake Wahlin (4), Carter Welling (16)
Charges Taken (9): Ace Buckner (1), Nick Davidson (3), RJ Godfrey (3), Carter Welling (2)
20-Point Games (2): Nick Davidson (1), Jestin Porter (2)
30-Point Games (0): ---
Double-Doubles (2): RJ Godfrey (1), Carter Welling (1)
Double Figure Scoring (71): Ace Buckner (6), Nick Davidson (8), Zac Foster (5), RJ Godfrey (16), Dillon Hunter (7), Butta Johnson (4), Jestin Porter (9), Jake Wahlin (3), Carter Welling (13)
Double Figure Rebounding (4): RJ Godfrey (1), Jake Wahlin (1), Carter Welling (2)
Led Clemson in Scoring (no ties): Ace Buckner (2), Nick Davidson (2), RJ Godfrey (5), Dillon Hunter (1), Jestin Porter (5), Jake Wahlin (1), Carter Welling (2)
Led Clemson in Rebounding (no ties): Ace Buckner (1), RJ Godfrey (4), Dillon Hunter (2), Jake Wahlin (4), Carter Welling (6)
Led Clemson in Assists (no ties): Zac Foster (3), Dillon Hunter (9), Jestin Porter (1)
Consecutive Field Goals Made: 3 by Carter Welling (11/21/25 vs. West Virginia)
Consecutive Points Scored: 21 by Nick Davidson (1/10/26 vs. Boston College)
Consecutive Free Throws Made: 17 by Carter Welling (11/21/25 vs. West Virginia to 12/13/25 vs. Mercer)
Consecutive Three-Pointers Made: 3 by Zac Foster (11/17/25 vs. North Alabama); 3 by Jestin Porter (11/23/25 vs. Georgia)
Largest Lead: 52 vs. New Hampshire (2nd half, 0:31)
Largest Deficit: 19 at Alabama (1st half, 9:48)
Largest Halftime Deficit: 15 at Alabama (12/3/25)
Largest Deficit Overcome for Victory: 11 vs. West Virginia (11/21/25)
Most Consecutive Clemson Points: 22 vs. BYU (12/9/25)
Most Consecutive Opponent Points: 13 vs. Georgia (11/23/25)

CLEMSON'S RECORD...

Overall 16-4
At home 10-1
On the road 3-2
At neutral sites 3-1
In overtime 1-0
Vs. ranked opponents 1-1
In games decided by 3 points or less 4-1
In games decided by 5 points or less 6-3
In games decided by 7 or more points 10-0
When leading at halftime 13-2
When trailing at halftime 3-2
When tied at halftime 0-0
When leading with 5:00 left 14-1
When trailing with 5:00 left 2-2
When leading with 1:00 left 16-0
When trailing with 1:00 left 0-3
When shooting 50% or better 3-0
When opponent shoots less than 50% 16-4
When scoring 70 or more points 12-3
When winning the rebound margin 11-4
When winning the turnover margin 10-1
When winning points in the paint 15-1
When winning bench points 11-3
In November 7-1
In December 4-2
In January 5-1
In February 0-0
In March 0-0

2025-26 STARTING LINEUPS (5)

Lineup #	Game #	G	G	G/F	F	C	G	W-L	PCT.
1	1-4, 8, 12	Hunter	Porter	Wahlin	Godfrey	N. Davidson	6	5-1	.833
2	5	Hunter	Buckner	Wahlin	Welling	N. Davidson	1	1-0	1.000
3	6, 10	Hunter	Porter	Wahlin	N. Davidson	Welling	2	1-1	.500
4	7, 9, 13-20	Hunter	Porter	Wahlin	Godfrey	Welling	10	8-2	.800
5	11	Hunter	Porter	Johnson	Godfrey	N. Davidson	1	1-0	1.000

SUPERLATIVE STATS

INDIVIDUAL GAME HIGHS/INDIVIDUAL HIGHS UNDER BROWNELL

italic indicates all-time under Coach Brownell

CLEMSON	
HIGHS	
Points	26, Jestin Porter, 1/10/26 at Notre Dame 33, <i>Jaron Blossomgame, 2/20/16 at NC State</i>
FG	9, Jestin Porter, 1/10/26 at Notre Dame 13, <i>Jaron Blossomgame, last on 2/8/16 vs. Notre Dame</i>
FGA	17, Zac Foster, 12/3/25 at Alabama 24, <i>KJ McDaniels, 2/11/14 at Notre Dame</i>
FG Perfection	5, RJ Godfrey, 11/7/25 vs. Gardner-Webb 7, <i>last by Ian Schieffelin, 3/4/23 vs. Notre Dame</i>
3FG	5, Jestin Porter, 12/9/25 vs. BYU 8, <i>Marcquise Reed, 2/21/18 at Virginia Tech*</i>
3FGA	9, Jestin Porter, 11/23/25 vs. Georgia; 12/9/25 vs. BYU 20, <i>Marcquise Reed, 2/21/18 at Virginia Tech</i>
3FG Perfection	2, five players, last by Jake Wahlin, 1/17/26 vs. Miami 5, <i>Gabe DeVoe, 11/24/17 vs. Texas Southern</i>
FT	8, Carter Welling, 11/28/25 vs. Alabama A&M; 1/20/26 vs. NC State 16, <i>Milton Jennings, 1/27/13 vs. Virginia Tech</i>
FTA	13, Carter Welling, 12/16/25 vs. South Carolina 18, <i>Milton Jennings, 1/27/13 vs. Virginia Tech</i>
FT Perfection	8, Carter Welling, 11/28/25 vs. Alabama A&M 10, <i>Brevin Galloway, 2/25/23 at NC State; Joseph Girard III, 2/24/24 vs. Florida State</i>
Rebounds	11, Carter Welling, 11/7/25 vs. Gardner-Webb; RJ Godfrey, 11/11/25 vs. Morehead State 20, <i>Ian Schieffelin, 12/3/24 vs. Kentucky</i>
Offensive Reb.	7, RJ Godfrey, 11/11/25 vs. Morehead State 9, <i>Ian Schieffelin, 11/7/22 vs. The Citadel; PJ Hall, 1/16/24 vs. Georgia Tech</i>
Assists	7, Dillon Hunter, 1/17/26 vs. Miami 11, <i>last by Chase Hunter, 2/22/23 vs. Syracuse</i>
Blocks	3, RJ Godfrey, 11/21/25 vs. West Virginia 8, <i>last by Landry Nnoko, 2/6/16 at Virginia Tech</i>
Steals	5, Jestin Porter, 1/10/26 at Notre Dame 6, <i>Avry Holmes, 2/13/16 vs. Georgia Tech</i>
Minutes	40, Jestin Porter, 11/23/25 vs. Georgia ^^^52, <i>Chase Hunter, 2/4/25 vs. Georgia Tech</i>

^ - denotes one overtime period, * - denotes school record

OPPONENT	
HIGHS	
Points	29, Labaron Philon, 12/3/25 at Alabama 40, <i>Harrison Barnes, 3/12/11 vs. North Carolina</i>
FG	9, four players, last by Ven-Allen Lubin, 1/20/26 vs. NC State 12, <i>last by Naithan George, 2/4/25 vs. Georgia Tech</i>
FGA	18, Davion Cunningham, 11/11/25 vs. Morehead State 26, <i>Naithan George, 2/4/25 vs. Georgia Tech</i>
FG Perfection	4, Somto Cyril, 11/23/25 vs. Georgia 8, <i>Mark Williams, 2/10/22 vs. Duke</i>
3FG	5, Day Day Thomas, 12/21/25 vs. Cincinnati 8, <i>Lamar Peters, 12/8/18 vs. Mississippi State</i>
3FGA	9, Day Day Thomas, 12/21/25 vs. Cincinnati 16, <i>Claudell Harris Jr., 3/13/24 vs. Boston College</i>
3FG Perfection	1, nine players, last by Terrance Arceneaux, 1/20/26 vs. NC State 5, <i>last by Chris Childs, 11/15/21 vs. Bryant</i>
FT	11, KJ Lewis, 11/15/25 at Georgetown 15, <i>Marcus Georges-Hunt, 3/9/16 at Georgia Tech</i>
FTA	14, KJ Lewis, 11/15/25 at Georgetown 16, <i>Marcus Georges-Hunt, 3/9/16 at Georgia Tech</i>
FT Perfection	11, Boopie Miller, 1/7/26 vs. SMU 11, <i>Boopie Miller, 1/7/26 vs. SMU</i>
Rebounds	17, Ernest Udeh Jr., 1/17/26 vs. Miami 20, <i>John Mooney, 3/9/19 at Notre Dame</i>
Offensive Reb.	5, Harlan Obioha, 11/21/25 vs. West Virginia; Jayden Hastings, 1/13/26 vs. Boston College 8, <i>Jordan Murphy, 11/30/15 at Minnesota</i>
Assists	7, Malik Mack, 11/15/25 at Georgetown 13, <i>Kendall Marshall, 2/18/12 at North Carolina</i>
Blocks	8, Aiden Sherrell, 12/3/25 at Alabama 8, <i>Aiden Sherrell, 12/3/25 at Alabama</i>
Steals	5, KJ Lewis, 11/15/25 at Georgetown 6, <i>Makai Ashton-Langford, 1/31/23 at Boston College</i>
Minutes	39, Roman Siulepa, 1/3/26 at Pittsburgh; Boopie Miller, 1/7/26 vs. SMU ^^^55, <i>Naithan George, 2/4/25 vs. Georgia Tech</i>

2025-26 TEAM HIGHS & LOWS

CLEMSON	
HIGHS	LOWS
Points	97, 11/7/25 vs. Gardner-Webb; 11/23/25 vs. Georgia 64, 12/9/25 vs. BYU; 12/31/25 at Syracuse
1st Half Points	52, 11/28/25 vs. Alabama A&M 25, 11/21/25 vs. West Virginia
2nd Half Points	54, 12/3/25 at Alabama 21, 12/9/25 vs. BYU
1st Half FG%	62.1, 11/28/25 vs. Alabama A&M 29.7, 12/3/25 at Alabama
2nd Half FG%	65.0, 1/17/26 vs. Miami 25.9, 12/9/25 vs. BYU
Scoring Margin	+50, 11/3/25 vs. New Hampshire -6, 12/3/25 at Alabama
FG	37, 11/7/25 vs. Gardner-Webb 21, 12/9/25 vs. BYU
FGA	77, 11/7/25 vs. Gardner-Webb 45, 1/3/26 at Pittsburgh
FG%	54.5, 11/28/25 vs. Alabama A&M 36.2, 12/9/25 vs. BYU
3FG	11, 3x, last 11/23/25 vs. Georgia 4, 12/3/25 at Alabama; 12/31/25 at Syracuse
3FGA	36, 11/7/25 vs. Gardner-Webb 14, 12/16/25 vs. South Carolina
3FG% (Min. 10)	50.0, 12/21/25 vs. Cincinnati 21.1, 12/3/25 at Alabama
FT	30, 11/3/25 vs. New Hampshire 6, 12/31/25 at Syracuse
FTA	41, 11/3/25 vs. New Hampshire 10, 1/17/26 vs. Miami
FT% (Min. 10)	86.7, 12/9/25 vs. BYU 50.0, 12/31/25 at Syracuse
Rebounds	47, 11/7/25 vs. Gardner-Webb 27, 12/21/25 vs. Cincinnati
Offensive Reb.	19, 11/7/25 vs. Gardner-Webb; 11/17/25 vs. North Alabama 2, 12/21/25 vs. Cincinnati
Rebound Margin	+21, 11/28/25 vs. Alabama A&M -9, 12/21/25 vs. Cincinnati
Assists	25, 11/7/25 vs. Gardner-Webb 9, 3x, last 1/20/26 vs. NC State
Turnovers	14, 1/3/26 at Pittsburgh 3, 11/7/25 vs. Gardner-Webb
Blocks	6, 11/17/25 vs. North Alabama 0, 11/23/25 vs. Georgia
Steals	12, 1/17/26 vs. Miami 0, 1/20/26 vs. NC State
Fouls	23, 11/23/25 vs. Georgia 12, 11/17/25 vs. North Alabama; 12/21/25 vs. Cincinnati

OPPONENT	
HIGHS	LOWS
Points	94, 11/23/25 vs. Georgia 38, 11/3/25 vs. New Hampshire
1st Half Points	45, 12/3/25 at Alabama 16, 11/3/25 vs. New Hampshire
2nd Half Points	47, 12/21/25 vs. Cincinnati 22, 11/3/25 vs. New Hampshire
1st Half FG%	64.0, 12/13/25 vs. Mercer 21.2, 11/3/25 vs. New Hampshire
2nd Half FG%	53.3, 12/9/25 vs. BYU 29.6, 11/3/25 vs. New Hampshire
FG	32, 11/23/25 vs. Georgia 15, 11/3/25 vs. New Hampshire
FGA	66, 11/23/25 vs. Georgia 45, 12/31/25 at Syracuse
FG%	48.5, 11/23/25 vs. Georgia 25.0, 11/3/25 vs. New Hampshire
3FG	12, 12/3/25 at Alabama 4, 3x, last 12/16/25 vs. South Carolina
3FGA	34, 12/3/25 at Alabama 15, 12/31/25 at Syracuse; 1/13/26 vs. Boston College
3FG% (Min. 10)	42.9, 1/10/26 at Notre Dame 14.8, 11/3/25 vs. New Hampshire
FT	26, 1/7/26 vs. SMU 4, 11/3/25 vs. New Hampshire
FTA	32, 11/15/25 at Georgetown 9, 11/3/25 vs. New Hampshire
FT% (Min. 10)	89.7, 1/7/26 vs. SMU 38.5, 1/13/26 vs. Boston College
Rebounds	41, 11/11/25 vs. Morehead State 23, 11/28/25 vs. Alabama A&M
Offensive Reb.	19, 11/11/25 vs. Morehead State 3, 11/28/25 vs. Alabama A&M; 12/13/25 vs. Mercer
Assists	16, 11/15/25 at Georgetown 5, 11/28/25 vs. Alabama A&M
Turnovers	19, 1/13/26 vs. Boston College 7, 1/20/26 vs. NC State
Blocks	12, 12/3/25 at Alabama 0, 1/3/26 at Pittsburgh
Steals	10, 2x, last 1/3/26 at Pittsburgh 1, 1/20/26 vs. NC State
Fouls	28, 11/3/25 vs. New Hampshire 12, 12/9/25 vs. BYU

TEAM HIGHS & LOWS UNDER BROWNELL

CLEMSON	
HIGHS	LOWS
Points	109, 12/22/23 vs. Queens 36, 1/23/18 at Virginia
1st Half Points	69, 12/22/23 vs. Queens 10, last on 2/7/13 at Virginia
2nd Half Points	56, last on 1/16/18 at North Carolina 13, last on 1/23/18 at Virginia
1st Half FG%	71.1, 12/22/23 vs. Queens 12.0, 1/8/13 at Duke
2nd Half FG%	85.0, 1/12/11 vs. Georgia Tech 23.5, 3/2/11 at Duke
Scoring Margin	+50, 11/3/25 vs. New Hampshire -48, 2/5/17 at Florida State
FG	43, 12/22/23 vs. Queens 14, last on 12/15/19 vs. South Carolina
FGA	73, 3/4/12 at Florida State 33, 1/12/13 vs. Virginia
FG%	69.2, 1/12/11 vs. Georgia Tech 25.9, 1/12/19 vs. Virginia
3FG	15, 1/30/18 vs. North Carolina 0, last on 1/26/19 at NC State
3FGA	36, last on 2/21/18 at Virginia Tech 7, 1/26/19 at NC State
3FG% (Min. 10)	78.6, 1/12/11 vs. Georgia Tech 5.6, 1/6 vs. North Carolina
FT	32, 1/10/16 vs. Louisville 0, last on 1/25/22 at Duke
FTA	46, 11/12/10 vs. Western Carolina 1, last on 1/25/22 at Duke
FT% (Min. 10)	100.0, 1/31/23 at Boston College (16-16) 38.5, 2/25/14 at Wake Forest (5-13)
Rebounds	51, last on 12/18/21 vs. South Carolina 19, 3/1/12 at Virginia
Offensive Reb.	23, last on 12/13/16 vs. SC State 2, 1/19/16 at Virginia
Rebound Margin	+32, 12/29/23 vs. Radford -22, 1/10/16 vs. Louisville
Assists	28, 2/22/23 vs. Syracuse 3, last on 2/13/16 vs. Georgia Tech
Turnovers	22, 2/5/17 at Florida State 1, 2/20/16 at NC State
Blocks	12, last on 11/17/13 vs. South Carolina 0, last on 11/23/25 vs. Georgia
Steals	16, 1/13 vs. The Citadel; 1/1/25 vs. Stanford 0, last on 1/20/26 vs. NC State
Fouls	26, 1/17/23 at Wake Forest 5, 12/13/16 vs. SC State

OPPONENT	
HIGHS	LOWS
Points	109, 2/5/17 at Florida State 35, 12/14/13 vs. Furman
1st Half Points	51, 2/5/17 at Florida State 14, last on 11/21/22 vs. Loyola Maryland
2nd Half Points	60, 1/3/24 at Miami (Fla.) 11, 12/20/19 vs. Jacksonville
1st Half FG%	64.0, 3/4/12 at Florida State 17.2, 2/14/13 at Georgia Tech
2nd Half FG%	75.0, 1/3 at Miami (Fla.) 16.7, 11/13/13 vs. Delaware State
FG	41, 2/5/17 at Florida State 11, 12/17/10 vs. Savannah State
FGA	79, 3/2/14 vs. Maryland 38, 2/25/14 at Wake Forest
FG%	66.1, 2/5/17 at Florida State 22.9, 12/17/10 vs. Savannah State
3FG	19, 12/8/18 vs. Mississippi State 1, last on 2/13/16 vs. Georgia Tech
3FGA	42, 12/22/23 vs. Queens 9, last on 11/23/12 vs. UTEP
3FG% (Min. 10)	72.7, 2/7/12 vs. Maryland 7.1, 3/13/25 vs. SMU
FT	26, 1/7/26 vs. SMU 1, last on 12/23/12 vs. SC State
FTA	35, 1/22/11 at Maryland 1, 2/14/12 vs. Virginia
FT% (Min. 10)	100.0, 3/13/24 vs. Boston College 18.2, 11/22/13 vs. Davidson
Rebounds	63, 3/2/14 vs. Maryland 13, 12/29/23 vs. Radford
Offensive Reb.	24, 1/10/16 vs. Louisville; 2/4 vs. Georgia Tech 1, 1/12/12 at Boston College
Assists	26, 2/5/17 at Florida State 2, 12/18/18 vs. Charleston Southern
Turnovers	25, 1/13 vs. The Citadel 4, 11/21/13 vs. Temple
Blocks	12, 12/3/25 at Alabama 0, last on 1/3/26 at Pittsburgh
Steals	17, 12/12/20 vs. Alabama 0, 3x, last 2/26/25 vs. Notre Dame
Fouls	32, 11/12/10 vs. Western Carolina 6, 12/29/23 vs. Radford

GAME-BY-GAME RESULTS

Opponent	Score	By Periods	FGM-A-Pct.	3FGM-A-Pct	FTM-A-Pct.	Reb (O-D)	PF-DQ	A	TO	BS	S	1H-FG%	2H-FG%	Bench
H-New Hampshire	38	16-22	15-60-.250	4-27-.148	4-9-.444	30 (8-22)	28-1	7	13	1	4	.212	.296	27
CLEMSON	88	43-45	26-51-.510	6-19-.316	30-41-.732	45 (7-38)	15-0	13	6	4	2	.500	.519	43
H-Gardner-Webb	59	30-29	18-47-.383	6-20-.300	17-26-.654	28 (6-22)	18-2	8	16	1	2	.417	.348	32
CLEMSON	97	45-52	37-77-.481	10-36-.278	13-20-.650	47 (19-28)	16-0	25	3	3	9	.486	.475	44
H-Morehead State	56	20-36	21-62-.339	6-25-.240	8-11-.727	41 (19-22)	19-0	7	11	3	3	.226	.452	16
CLEMSON	83	39-44	29-62-.468	11-30-.367	14-18-.778	40 (15-25)	16-0	19	5	2	6	.394	.552	36
A-Georgetown	79	33-46	24-53-.453	6-17-.353	25-32-.781	35 (6-29)	17-1	16	8	3	8	.375	.517	18
CLEMSON	74	36-38	25-61-.410	10-29-.345	14-20-.700	36 (11-25)	22-0	14	10	3	4	.406	.414	34
H-North Alabama	61	22-39	22-60-.367	7-28-.250	10-15-.667	29 (13-16)	14-1	11	8	4	10	.323	.414	22
CLEMSON	81	45-36	27-61-.443	11-35-.314	16-20-.800	45 (19-26)	12-0	18	12	6	5	.500	.370	44
N-West Virginia	67	32-35	23-57-.404	9-23-.391	12-19-.632	33 (9-24)	17-0	9	8	3	8	.400	.407	27
CLEMSON	70	25-45	24-52-.462	7-22-.318	15-19-.789	36 (6-30)	15-0	12	12	4	5	.370	.560	27
N-Georgia	94	40-40-14	32-66-.485	9-30-.300	21-26-.808	35 (8-27)	25-2	14	15	5	8	.552	.444	25
CLEMSON	97	41-39-17	32-69-.464	11-25-.440	22-29-.759	45 (15-30)	23-0	12	13	0	8	.469	.419	34
H-Alabama A&M	56	22-34	20-54-.370	4-22-.182	12-17-.706	23 (3-20)	26-2	5	11	1	4	.290	.478	24
CLEMSON	92	52-40	30-55-.545	8-23-.348	24-32-.750	44 (10-34)	17-0	18	11	1	5	.621	.462	49
A-Alabama	90	45-45	28-60-.467	12-34-.353	22-31-.710	39 (13-26)	19-0	13	9	12	3	.500	.438	15
CLEMSON	84	30-54	29-71-.408	4-19-.211	22-28-.786	43 (18-25)	21-0	12	7	3	6	.297	.529	35
N-BYU	67	22-45	25-62-.403	5-23-.217	12-14-.857	36 (16-20)	12-0	12	9	7	8	.281	.533	2
CLEMSON	64	43-21	21-58-.362	9-29-.310	13-15-.867	38 (17-21)	14-0	15	12	5	7	.452	.259	24
H-Mercer	63	39-24	26-54-.481	6-22-.273	5-10-.500	26 (3-23)	15-0	10	9	4	5	.640	.345	6
CLEMSON	70	33-37	25-54-.463	8-26-.308	12-16-.750	36 (8-28)	13-0	9	9	1	7	.433	.500	22
H-South Carolina	61	27-34	19-51-.373	4-26-.154	19-23-.826	33 (9-24)	26-1	10	14	1	7	.393	.348	14
CLEMSON	68	34-34	22-47-.468	5-14-.357	19-31-.613	29 (4-25)	18-0	10	8	1	9	.500	.429	41
N-Cincinnati	65	18-47	22-58-.379	10-25-.400	11-15-.733	36 (10-26)	13-0	9	12	4	5	.261	.457	23
CLEMSON	68	38-30	24-50-.480	10-20-.500	10-14-.714	27 (2-25)	12-0	15	12	1	6	.464	.500	22
A-Syracuse	61	28-33	18-45-.400	5-15-.333	20-24-.833	30 (5-25)	14-0	8	15	6	3	.333	.476	36
CLEMSON	64	29-35	27-56-.482	4-16-.250	6-12-.500	31 (7-24)	18-0	9	12	2	10	.419	.560	18
A-Pittsburgh	68	35-33	23-52-.442	6-17-.353	16-22-.727	27 (6-21)	21-1	9	10	0	10	.500	.406	19
CLEMSON	73	35-39	24-45-.533	7-21-.333	18-25-.720	28 (4-24)	21-1	11	14	2	5	.542	.524	26
H-SMU	70	25-45	19-51-.373	6-17-.353	26-29-.897	37 (12-25)	23-1	10	13	2	5	.333	.407	9
CLEMSON	74	34-40	24-56-.444	9-31-.290	17-24-.708	33 (11-22)	20-0	13	9	1	6	.414	.444	27
A-Notre Dame	61	34-27	20-47-.426	9-21-.429	12-18-.667	29 (6-23)	16-0	7	14	3	2	.522	.333	16
CLEMSON	76	39-37	27-58-.466	7-26-.269	15-18-.833	31 (8-23)	15-0	11	6	1	7	.448	.483	8
H-Boston College	50	27-23	20-47-.426	5-15-.333	5-13-.385	30 (6-24)	19-2	9	19	8	7	.458	.391	4
CLEMSON	74	37-37	25-54-.463	8-19-.421	16-23-.696	35 (10-25)	15-1	12	10	4	9	.538	.393	40
H-Miami (Fla.)	59	26-33	21-54-.389	6-24-.250	11-14-.786	34 (11-23)	15-1	9	16	2	5	.367	.417	13
CLEMSON	69	35-34	27-51-.529	8-17-.471	7-10-.700	28 (4-24)	13-0	13	12	2	12	.452	.650	15
H-NC State	80	38-31-11	25-57-.439	8-23-.348	22-25-.880	30 (6-24)	19-0	13	7	1	7	.484	.350	9
CLEMSON	76	33-36-7	26-58-.448	9-28-.321	15-24-.625	38 (9-29)	17-0	9	13	0	2	.458	.481	25

OVERALL STATISTICS



2025-26 Clemson Men's Basketball Combined Team Statistics All games

Page 1/1
as of Jan 21, 2026

Game Records

Record	Overall	Home	Away	Neutral
ALL GAMES	16-4	10-1	3-2	3-1
CONFERENCE	6-1	3-1	3-0	0-0
NON-CONFERENCE	10-3	7-0	0-2	3-1

Score by Periods

Team	1st	2nd	OT	TOT
Clemson	745	773	24	1542
Opponents	579	701	25	1305

Team Box Score

No.	Player				Total		3-Point		F-Throw		Rebounds											
		GP-GS	MIN	AVG	FG-FGA	FG%	3FG-3FGA	3FG%	FT-FTA	FT%	OFF	DEF	TOT	AVG	PF	DQ	A	TO	BLK	STL	PTS	AVG
0	GODFREY, RJ	20-17	498:30	24.9	94-143	.657	1-6	.167	55-82	.671	36	73	109	5.5	56	1	33	27	11	13	244	12.2
1	PORTER, Jestin	20-19	523:56	26.2	74-191	.387	40-111	.360	36-45	.800	13	26	39	2.0	25	0	28	18	3	28	224	11.2
22	WELLING, Carter	20-13	449:47	22.5	69-140	.493	12-37	.324	63-94	.670	35	90	125	6.3	42	1	29	27	12	18	213	10.7
11	DAVIDSON, Nick	20-10	426:58	21.3	61-120	.508	13-38	.342	43-59	.729	29	53	82	4.1	36	0	25	20	7	12	178	8.9
2	HUNTER, Dillon	20-20	575:41	28.8	61-127	.480	24-61	.393	29-36	.806	12	65	77	3.9	38	0	65	26	0	21	175	8.8
21	BUCKNER, Ace	20-1	315:50	15.8	51-117	.436	9-44	.205	29-36	.806	14	38	52	2.6	33	0	23	18	1	16	140	7.0
5	FOSTER, Zac	12-0	223:41	18.6	26-84	.310	13-47	.277	18-22	.818	5	29	34	2.8	32	0	30	15	3	5	83	6.9
10	WAHLIN, Jake	20-19	419:40	21.0	38-86	.442	18-52	.346	18-26	.692	17	68	85	4.3	37	0	14	11	4	4	112	5.6
4	JOHNSON, Efreem	20-1	372:16	18.6	35-89	.393	22-62	.355	16-19	.842	7	31	38	1.9	17	0	15	6	3	10	108	5.4
8	THOMAS, Dallas	12-0	53:49	4.5	8-16	.500	5-11	.455	3-6	.500	2	4	6	0.5	4	0	1	4	0	0	24	2.0
3	THOMPSON, Chase	20-0	176:04	8.8	13-29	.448	5-16	.313	4-8	.500	6	15	21	1.1	10	0	7	8	2	3	35	1.8
44	STEINOUR, Trent	5-0	13:48	2.8	1-4	.250	0-0	.000	4-6	.667	3	3	6	1.2	2	0	0	1	0	0	6	1.2
Team											25	36	61					15				
Total		20	4050		531-1146	.463	162-485	.334	318-439	.724	204	531	735	36.8	332	2	270	196	46	130	1542	77.1
Opponents		20	4050		441-1097	.402	133-454	.293	290-393	.738	175	466	641	32.1	376	15	196	238	71	114	1305	65.3

Team Statistics

	CU	OPP
Scoring	1542	1305
Points per game	77.1	65.3
Scoring margin	+11.9	-
Field goals-att	531-1146	441-1097
Field goal pct	.463	.402
3 point fg-att	162-485	133-454
3-point FG pct	.334	.293
3-pt FG made per game	8.1	6.7
Free throws-att	318-439	290-393
Free throw pct	.724	.738
F-Throws made per game	15.9	14.5
Rebounds	735	641
Rebounds per game	36.8	32.1
Rebounding margin	+4.7	-
Assists	270	196
Assists per game	13.5	9.8
Turnovers	196	238
Turnovers per game	9.8	11.9
Turnover margin	+2.1	-
Assist/turnover ratio	1.4	0.8
Steals	130	114
Steals per game	6.5	5.7
Blocks	46	71
Blocks per game	2.3	3.6
Winning streak	0	-
Home win streak	0	-
Attendance	82070	51866
Home games-Avg/Game	11-7461	5-10373
Neutral site-Avg/Game	-	4-8110

Team Results

Date	Opponent		Score	Att.
11/03/2025	New Hampshire	W	88-38	7439
11/07/2025	Gardner-Webb	W	97-59	7217
11/11/2025	Morehead St.	W	83-56	6357
11/15/2025	at Georgetown	L	74-79	8562
11/17/2025	North Ala.	W	81-61	6356
11/21/2025	vs West Virginia	W	70-67	4856
11/23/2025	vs Georgia	Wot	97-94	3823
11/28/2025	Alabama A&M	W	92-56	6118
12/03/2025	at Alabama	L	84-90	13474
12/09/2025	vs BYU	L	64-67	19694
12/13/2025	Mercer	W	70-63	6129
12/16/2025	South Carolina	W	68-61	9000
12/21/2025	vs Cincinnati	W	68-65	4065
12/31/2025	at Syracuse	W	64-61	16245
01/03/2026	at Pittsburgh	W	73-68	6652
01/07/2026	SMU	W	74-70	8134
01/10/2026	at Notre Dame	W	76-61	6933
01/13/2026	Boston College	W	74-50	7320
01/17/2026	Miami (FL)	W	69-59	9000
01/20/2026	NC State	Lot	76-80	9000

ACC STATISTICS



2025-26 Clemson Men's Basketball Combined Team Statistics In Conference games

Page 1/1
as of Jan 21, 2026

Game Records

Record	Overall	Home	Away	Neutral
ALL GAMES	6-1	3-1	3-0	0-0
CONFERENCE	6-1	3-1	3-0	0-0
NON-CONFERENCE	0-0	0-0	0-0	0-0

Score by Periods

Team	1st	2nd	OT	TOT
Clemson	241	258	7	506
Opponents	213	225	11	449

Team Box Score

No.	Player				Total		3-Point		F-Throw		Rebounds													
		GP-GS	MIN	AVG	FG-FGA	FG%	3FG-3FGA	3FG%	FT-FTA	FT%	OFF	DEF	TOT	AVG	PF	DQ	A	TO	BLK	STL	PTS	AVG		
0	GODFREY, RJ	7-7	193:17	27.6	37-53	.698	1-3	.333	22-38	.579	10	24	34	4.9	21	1	8	10	2	4	97	13.9		
1	PORTER, Jestin	7-7	223:16	31.9	33-78	.423	12-39	.308	10-11	.909	1	10	11	1.6	10	0	9	8	2	17	88	12.6		
22	WELLING, Carter	7-7	189:43	27.1	24-55	.436	3-13	.231	26-37	.703	13	40	53	7.6	21	1	15	11	4	6	77	11.0		
11	DAVIDSON, Nick	7-0	139:18	19.9	24-42	.571	6-16	.375	15-20	.750	7	16	23	3.3	15	0	4	7	3	5	69	9.9		
2	HUNTER, Dillon	7-7	224:56	32.1	20-44	.455	9-28	.321	5-8	.625	4	26	30	4.3	15	0	29	12	0	6	54	7.7		
21	BUCKNER, Ace	7-0	100:06	14.3	14-35	.400	4-13	.308	8-9	.889	1	6	7	1.0	12	0	4	8	0	8	40	5.7		
4	JOHNSON, Efrem	7-0	150:56	21.6	12-31	.387	11-24	.458	4-6	.667	2	11	13	1.9	10	0	6	3	0	4	39	5.6		
10	WAHLIN, Jake	7-7	144:46	20.7	11-27	.407	5-15	.333	4-7	.571	3	27	30	4.3	12	0	3	3	1	1	31	4.4		
3	THOMPSON, Chase	7-0	42:59	6.1	3-8	.375	1-5	.200	0-0	.000	1	1	2	0.3	1	0	0	5	0	0	7	1.0		
8	THOMAS, Dallas	6-0	13:35	2.3	2-4	.500	0-2	.000	0-0	.000	1	0	1	0.2	2	0	0	0	0	0	4	0.7		
44	STEINOUR, Trent	1-0	02:06	2.1	0-1	.000	0-0	.000	0-0	.000	1	1	2	2.0	0	0	0	1	0	0	0	0.0		
Team											9	9	18					8						
Total		7	1425		180-378	.476	52-158	.329	94-136	.691	53	171	224	32.0	119	2	78	76	12	51	506	72.3		
Opponents		7	1425		146-353	.414	45-132	.341	112-145	.772	52	165	217	31.0	127	5	65	95	22	39	449	64.1		

Team Statistics

	CU	OPP
Scoring	506	449
Points per game	72.3	64.1
Scoring margin	+8.1	-
Field goals-att	180-378	146-353
Field goal pct	.476	.414
3 point fg-att	52-158	45-132
3-point FG pct	.329	.341
3-pt FG made per game	7.4	6.4
Free throws-att	94-136	112-145
Free throw pct	.691	.772
F-Throws made per game	13.4	16.0
Rebounds	224	217
Rebounds per game	32.0	31.0
Rebounding margin	+1.0	-
Assists	78	65
Assists per game	11.1	9.3
Turnovers	76	95
Turnovers per game	10.9	13.6
Turnover margin	+2.7	-
Assist/turnover ratio	1.0	0.7
Steals	51	39
Steals per game	7.3	5.6
Blocks	12	22
Blocks per game	1.7	3.1
Winning streak	0	-
Home win streak	0	-
Attendance	33454	29830
Home games-Avg/Game	4-8364	3-9943
Neutral site-Avg/Game	-	0-0

Team Results

Date	Opponent		Score	Att.
12/31/2025	at Syracuse	W	64-61	16245
01/03/2026	at Pittsburgh	W	73-68	6652
01/07/2026	SMU	W	74-70	8134
01/10/2026	at Notre Dame	W	76-61	6933
01/13/2026	Boston College	W	74-50	7320
01/17/2026	Miami (FL)	W	69-59	9000
01/20/2026	NC State	Lot	76-80	9000