

CAROLINA™

2025-26 WOMEN'S BASKETBALL GAME NOTES

1994 NATIONAL CHAMPIONS « 3 FINAL FOURS « 19 SWEET SIXTEENS « 32 NCAA TOURNAMENTS

2025-26 SCHEDULE

15-5 OVERALL, 4-3 ACC
8-2 HOME « 3-2 AWAY « 4-1 NEUTRAL

| Date | Opponent | Time/Result |
|---|-----------------------------------|-------------|
| Nov. 3 | NC CENTRAL (ACCNX) | W, 90-42 |
| Nov. 6 | ELON (ACCNX) | W, 71-37 |
| WBCA Challenge - Las Vegas, Nev. | | |
| Nov. 13 | vs. No. 3 UCLA (ESPN2) | L, 60-78 |
| Nov. 15 | vs. Fairfield (ESPN+) | W, 82-68 |
| Nov. 20 | at N.C. A&T (FloCollege) | W, 85-50 |
| Nov. 23 | UNCG (ACCN) | W, 94-48 |
| 2025 Cancun Challenge - Cancun, Mexico | | |
| Nov. 27 | vs. South Dakota St. (FloCollege) | W, 83-48 |
| Nov. 28 | vs. Kansas State (FloCollege) | W, 85-73 |
| Nov. 29 | vs. Columbia (FloCollege) | W, 80-63 |
| SEC/ACC Challenge - Austin, Texas | | |
| Dec. 4 | at No. 2 Texas (ESPN2) | L, 64-79 |
| Dec. 7 | BOSTON UNIVERSITY (ACCN) | W, 82-40 |
| Dec. 14 | No. 22 LOUISVILLE* (ACCN) | L, 66-76 OT |
| Dec. 17 | UNCW (ACCN) | W, 84-34 |
| Dec. 21 | CHARLESTON SOUTHERN (ACCNX) | W, 93-74 |
| Dec. 29 | at Boston College* (ACCN) | W, 90-39 |
| Jan. 1 | CALIFORNIA* (ACCN) | W, 71-55 |
| Jan. 4 | STANFORD* (ESPN) | L, 71-77 OT |
| Jan. 11 | at Notre Dame* (ESPN) | L, 50-73 |
| Jan. 15 | MIAMI* (ACCNX) | W, 73-62 |
| Jan. 18 | at Florida State* (The CW) | W, 82-55 |
| Jan. 22 | at Georgia Tech* (ACCN) | 8 p.m. |
| Jan. 25 | SYRACUSE* (The CW) | 2 p.m. |
| Feb. 2 | at NC State* (ESPN2) | 6 p.m. |
| Feb. 5 | CLEMSON* (ACCN) | 6 p.m. |
| Feb. 8 | at Wake Forest* (ACCN) | 2 p.m. |
| Feb. 12 | SMU* (ACCN) | 6 p.m. |
| Feb. 15 | at Duke* (ABC) | 1 p.m. |
| Feb. 19 | at Virginia Tech* (ACCN) | 6 p.m. |
| Feb. 22 | PITTSBURGH* (ACCN) | Noon |
| Feb. 26 | at Virginia* (ACCNX) | 7 p.m. |
| March 1 | DUKE* (ESPN) | Noon |

2026 ACC Women's Basketball Tournament
March 4-8 Duluth, Ga.

BOLD home game at Carmichael Arena
All times Eastern and subject to change
Rankings are AP poll at time of game

UNC Athletic Communications

Women's Basketball Contact: Madeline Marshall
madeline.marshall@unc.edu | 984-363-3573

FOLLOW @UNCWBB



Jan. 22 • 8:00 P.M. ET • Atlanta, Ga.



RV/No. 21 North Carolina Tar Heels

(15-5, 4-3 ACC)

Head Coach: Courtney Banghart (Dartmouth, 2000)

Record at North Carolina: 140-69 (7th season)

Career Record: 394-172 (19th season)



Georgia Tech Yellow Jackets

(8-11, 3-4 ACC)

Head Coach: Karen Blair (SMU, 1999)

Record at GT: 8-11 (1st season)

Career Record: 11-16 (2nd season)

VENUE

McCamish Pavilion (8,600)

ALL-TIME SERIES

85th Meeting - UNC Leads 62-22

Last: L, 76-82

12/15/24 - In Chapel Hill

GAME COVERAGE

TV: ACC Network

PxP: Mark Neely

Analyst: Angel Gray

Radio: Tar Heel Sports

Network, WCHL 97.9/1360

• Matt Krause

TIPPING OFF

• Carolina travels to Atlanta for the second time this season, in search of its second straight win over the Yellow Jackets on their home court. In January of 2024, the Tar Heels came away with a 73-68 win in McCamish Pavilion.

• Coming away with its largest win over Florida State since 2002 at 82-55, the Tar Heels picked up their second ACC road victory of the season on Sunday.

• Lighting it up from deep, Carolina drained its ACC game-high 13 three pointers with Lanie Grant pacing the way as she matched her career-high with four triples.

• On the defensive end, the Tar Heels held the Seminoles to a mere 28.6% from the field. Carolina has now held two ACC foes under 30% for the first time since the 2022-23 season.

BY THE NUMBERS

10

» Steals by Indya Nivar against South Dakota State, matching the program record set by Pam Leake in 1985. Nivar's steals are the second-most by any ACC player in a game this year.

24

» Sharing is caring as Carolina dished out a season-high 24 assists in the win at Boston College. Lanie Grant led all with a career-high five helpers.

51

» Showing up and showing out in Chestnut Hill, Carolina came away with the 90-39 win at Boston College for its largest win over an ACC foe in program history.

NAMES TO KNOW



0

LANIE GRANT

G • 5-9 • Sophomore
Midlothian, Va. • James River

| PTS | REB | AST | STL | FG% | FT% |
|-----|-----|-----|-----|------|------|
| 8.9 | 1.5 | 2.6 | 0.7 | .426 | .818 |



2

NYLA HARRIS

F • 6-2 • Senior
Orlando, Fla. • Louisville

| PTS | REB | AST | STL | FG% | FT% |
|------|-----|-----|-----|------|------|
| 10.5 | 6.2 | 1.1 | 1.1 | .569 | .729 |



17

ELINA AARNISALO

G • 5-10 • Sophomore
Helsinki, Finland • UCLA

| PTS | REB | AST | STL | FG% | FT% |
|------|-----|-----|-----|------|------|
| 10.0 | 3.1 | 2.4 | 1.1 | .488 | .840 |



21

CIERA TOOMEY

F • 6-4 • Redshirt-Sophomore
Dunmore, Pa. • Dunmore

| PTS | REB | AST | STL | FG% | FT% |
|------|-----|-----|-----|------|------|
| 10.9 | 6.6 | 1.6 | 0.6 | .596 | .676 |



24

INDYA NIVAR

G • 5-10 • Senior
Apex, N.C. • Stanford

| PTS | REB | AST | STL | FG% | FT% |
|------|-----|-----|-----|------|------|
| 11.0 | 5.1 | 3.7 | 3.1 | .470 | .566 |



BROADCAST NOTES

| | | | |
|----|---|--|--|
| 0 |  | LANIE GRANT 5-9 So. Midlothian, Va. PTS REB AST S FG% FT% 8.9 1.5 2.6 0.7 .426 .818 | LAST GAME: Matched career-high with four made threes en route to 14 points. NOTES: 2024-25 ACC All-Freshman Team ... Appeared in all 37 games last season ... 14 games in double-figure scoring ... Scored a career-high 19 points at Louisville and against Columbia ... Skipped her senior year of high school to enroll at UNC in 2024 ... 2024 Virginia Gatorade Player of the Year. |
| 1 |  | JORDAN ZUBICH 5-11 So. Mountain Iron, Minn. PTS REB AST S FG% FT% 2.6 0.4 0.3 0.2 .370 1.000 | LAST GAME: One made three and one assist. NOTES: Appeared in 17 games off the bench as a freshman, four against ACC foes ... Scored a career-high eight points in opener against NC Central and at N.C. A&T ... Touted as the No. 69 player in the class of 2024 by ESPN's HoopGurlz ... Three-time all-state honoree ... Third straight player from Minnesota to wear No. 1, joining Taylor Koenen and Alyssa Ustby. |
| 2 |  | NYLA HARRIS 6-2 Sr. Orlando, Fla. Louisville PTS REB AST S FG% FT% 10.5 6.2 1.1 1.1 .569 .729 | LAST GAME: 13 points, team-high six rebounds added one assist and one steal. NOTES: Transferred to UNC following three seasons at Louisville ... Led the Cardinals last season with a .540 field goal percentage ... 2025 Cheryl Miller Preseason Watch List ... Posted a career-high 22 points as a sophomore at Syracuse ... Dad Robert played eight seasons in the NFL. |
| 3 |  | TALIYAH HENDERSON 6-1 Fr. Vail, Ariz. PTS REB AST S FG% FT% 4.8 2.2 0.2 0.8 .627 .500 | LAST GAME: Two points, two rebounds and one steal. NOTES: Ranked as the No. 27 player in the class of 2025 according to ESPN ... Represented Canada and started in every game at the FIBA U18 Women's AmeriCup in 2024 ... Averaged 9.5 points and 6.3 rebounds per game, earning a silver medal ... 2025 McDonald's All-America Nominee. |
| 4 |  | LAILA HULL 6-1 R-So. Zionsville, Ind. PTS REB AST S FG% FT% 4.3 2.0 0.9 0.6 .403 .667 | LAST GAME: -- NOTES: Came off the bench in 23 games as a redshirt freshman ... Scored a career-best 14 points at N.C. A&T and against Fairfield, draining four threes ... Earned All-ACC Academic Team honors ... Named Indiana Miss Basketball and Indiana Gatorade Player of the Year out of Zionsville High School ... Averaged 22.4 points and 8.3 rebounds per game as a senior. |
| 5 |  | LIZA ASTAKHOVA 6-2 Fr. Moscow, Russia Znaika School Russian Federation PTS REB AST S FG% FT% 1.6 0.8 0.1 0.0 .286 .000 | LAST GAME: Drained her first career three, finished with three points. NOTES: Boasts professional playing experience in her home country of Russia ... Appeared in 39 games with the Russia-PBL and the Moscow Basketball Association throughout 2024-25 ... Recorded six games in double-figure scoring with Russia-PBL ... Also spent time in the Russia Superleague 1. |
| 7 |  | NYLA BROOKS 6-1 Fr. Waldorf, Md. Bishop Ireton PTS REB AST S FG% FT% 8.7 2.7 1.3 0.8 .384 .440 | LAST GAME: Five points, two rebounds, added one made three. NOTES: ACC Freshman of the Week (11/24) ... No. 13 overall prospect in the class of 2025 according to ESPN ... 2025 McDonald's All-American, fifth under Banghart ... Participated in the 2025 Jordan Brand Classic ... 2025 Gatorade Virginia Girls Basketball Player of the Year ... Honored as the Washington Catholic Athletic Conference Player of the Year as a senior. |
| 10 |  | RENIYA KELLY 5-7 Jr. Hoover, Ala. PTS REB AST S FG% FT% 5.8 2.1 2.3 1.3 .298 .733 | LAST GAME: Second-straight game in double-figures with 11 points, added two rebounds. NOTES: 2024-25 All-ACC Second Team ... ACC Player of the Week (2/17) ... USBWA National Player of the Week (2/18) ... Scored a career-high 24 points against Miami ... Shot 41.2% from beyond the arc as a sophomore, ranking No. 4 in a year at UNC ... Two-time All-ACC Academic Team honoree. |
| 15 |  | SYDNEY BARKER 5-7 Jr. Durham, N.C. PTS REB AST S FG% FT% 0.4 0.6 0.4 0.1 .222 .000 | LAST GAME: Dished out one assist in two minutes of action. NOTES: Joined the program as a walk-on ... Awarded a scholarship during the 2023-24 season ... Played in nine games off the bench as a sophomore ... Knocked down a three against Coppin State and SMU ... Conference Player of the Year as a junior and senior at Jordan High School. |
| 17 |  | ELINA AARNISALO 5-10 So. Helsinki, Finland UCLA PTS REB AST S FG% FT% 10.0 3.1 2.4 1.1 .488 .840 | LAST GAME: Nine points, three rebounds and one assist. NOTES: Transfer from UCLA ... Appeared in all 37 games for the Bruins during their Final Four campaign ... Tallied a career-high 19 points against Colgate ... Boasts professional experience in the Finland Korisliiga ... Represented Finland at the 2022 FIBA U18 Women's European Championships. |
| 21 |  | CIERA TOOMEY 6-4 R-So. Dunmore, Pa. PTS REB AST S FG% FT% 10.9 6.6 1.6 0.6 .596 .676 | LAST GAME: 12 points, five rebounds, two assists and one block. NOTES: Played in 32 games as a redshirt freshman, making one start ... Three games with five or more rebounds as a freshman ... All-ACC Academic Team ... Named Miss Pennsylvania Basketball as a senior ... Three-time all-state honoree and 3A State Player of the Year as a senior ... Is an avid golfer in addition to basketball. |
| 24 |  | INDYA NIVAR 5-10 Sr. Apex, N.C. Stanford PTS REB AST S FG% FT% 11.0 5.1 3.7 3.1 .470 .566 | LAST GAME: Team-high six assists, added five rebounds and four points. NOTES: Owns the second triple-double in Carolina history, scoring 14 points, adding 12 rebounds and snagging 10 steals against South Dakota State, ... North Carolina Gatorade Player of the Year and Ms. Basketball in 2021-22 ... McDonald's All-American out of Apex Friendship High School ... Sister Jasmine is a freshman guard at Campbell. |
| 26 |  | TAISSA QUEIROZ 6-1 Fr. Belo Horizonte, Brazil PTS REB AST S FG% FT% 3.9 2.9 1.0 0.6 .563 .500 | LAST GAME: Four points and two rebounds. NOTES: Early enrollee, joining the Tar Heels for the spring of 2025 ... Ranked as a four-star prospect by ESPN ... Named the San Francisco Chronicle Co-North Bay Player of the Year in 2024 ... Active with her national team, appearing in exhibition games for Brazil against the Chicago Sky and Indiana Fever ... Assisted Brazil to a bronze medal at the 2025 GloblJam. |
| 34 |  | BLANCA THOMAS 6-5 So. Charlotte, N.C. PTS REB AST S FG% FT% 2.1 1.4 0.4 0.1 .579 .000 | LAST GAME: Two points and one rebound. NOTES: Appeared in 33 games as a freshman ... Grabbed a career-high 10 rebounds against UNCW ... 10 games with five plus rebounds ... Snagged 115 rebounds for the most by a freshman in a season since Alyssa Ustby (2020-21) ... Named the 2023 Defensive Player of the Year by the Charlotte Observer. |
| 52 |  | NOELLE BOFIA 6-4 Fr. Phoenix, Ariz. PTS REB AST S FG% FT% -- -- -- -- -- -- | LAST GAME: -- NOTES: Early enrollee, graduating from Xavier Prep early to join the Tar Heels for Spring 2026 ... Will practice with UNC the remainder of the season and redshirt ... Rated as the No. 52 overall prospect in the Class of 2026 by ESPN ... Led Xavier Prep to its first AIA Girls Open Arizona state title as a sophomore. |
| H |  | HEAD COACH COURTNEY BANGHART 7th Season Dartmouth (2000) Career Record: 394-172 UNC Record: 140-69 | NOTES: Seventh year at the helm of North Carolina women's basketball, 19th overall as a head coach ... Spent 12 seasons at Princeton prior to joining the Tar Heels ... Boasts 14 NCAA Tournament appearances in the last 17 seasons ... 394-172 career record ... 140-69 record at North Carolina ... Two-time first-team All-Ivy selection at Dartmouth from 1997-2000. |

2025-26 NORTH CAROLINA WOMEN'S BASKETBALL ROSTER

| # | NAME | POS. | HT. | YR. | EXP. | HOMETOWN / LAST SCHOOL |
|----|-------------------|------|------|-------|------|---|
| 0 | Lanie Grant | G | 5-9 | So. | 1L | Midlothian, Va. / James River |
| 1 | Jordan Zubich | G | 5-11 | So. | 1L | Mountain Iron, Minn. / Mountain-Iron Buhl |
| 2 | Nyla Harris | F | 6-2 | Sr. | TR | Orlando, Fla. / Louisville |
| 3 | Taliyah Henderson | G | 6-1 | Fr. | HS | Vail, Ariz. / Salpointe Catholic |
| 4 | Laila Hull | G | 6-1 | R-So. | 1L | Zionsville, Ind. / Zionsville |
| 5 | Liza Astakhova | F | 6-2 | Fr. | HS | Moscow, Russia / Russia PBL |
| 7 | Nyla Brooks | G | 6-1 | Fr. | HS | Waldorf, Md. / Bishop Ireton |
| 10 | Reniya Kelly | G | 5-7 | Jr. | 2L | Hoover, Ala. / Hoover |
| 15 | Sydney Barker | G | 5-7 | Jr. | 2L | Durham, N.C. / Jordan |
| 17 | Elina Aarnisalo | G | 5-10 | So. | TR | Helsinki, Finland / UCLA |
| 21 | Ciera Toomey | F | 6-4 | R-So. | 1L | Dunmore, Pa. / Dunmore |
| 24 | Indya Nivar | G | 5-10 | Sr. | 2L | Apex, N.C. / Stanford |
| 26 | Taissa Queiroz | G | 6-1 | Fr. | HS | Belo Horizonte, Brazil / Cardinal Newman |
| 34 | Blanca Thomas | C | 6-5 | So. | 1L | Charlotte, N.C. / Charlotte Catholic |
| 52 | Noelle Bofia | F | 6-4 | Fr. | HS | Phoenix, Ariz. / Xavier College Preparatory |

STAFF

Courtney Banghart – Head Coach (Dartmouth, Seventh Season)
 Joanne Aluka-White – Associate Head Coach (Middle Tennessee, Seventh Season)
 Cory McNeill – Assistant Coach (Morgan State, Second Season)
 Katherine Bixby - Assistant Coach (Ithaca, Second Season)
 Daniel Metzfeld - Assistant Coach (Trinity International, Third Season)
 Lexi Weger - Assistant Coach (Princeton, First Season)
 Liz Roberts - General Manager (North Carolina, Sixth Season)
 Shellie Greenman - Director of Operations (Emory and Henry, Second Season)
 Jaelynn Murray - Assistant Director of Recruiting & Video Operations (North Carolina, Third Season)

CLASS BREAKDOWN

Seniors (2): Nyla Harris, Indya Nivar
 Juniors (2): Sydney Barker, Reniya Kelly
 Sophomores (6): Elina Aarnisalo, Lanie Grant, Laila Hull, Blanca Thomas, Ciera Toomey, Jordan Zubich
 Freshmen (5): Liza Astakhova, Noelle Bofia, Nyla Brooks, Taliyah Henderson, Taissa Quieroz

PRONUNCIATION CHART

Elina Aarnisalo: are - KNEE - salo
 Liza Astakhova: LEE-Zuh AHH-STASH-Koh-VUH
 Taliyah Henderson: TUH-lee-ah
 Laila Hull: LAY-luh
 Reniya Kelly: ruh-NIE-uh
 Indya Nivar: IN-dee-uh (like India) nuh-VAR
 Taissa Quieroz: TIE-ee-SUH CUE-air-ROZ
 Ciera Toomey: see-AIR-uh TOO-mee
 Jordan Zubich: ZOOB-ich

Courtney Banghart: BANG-hart
 Joanne Aluka-White: uh-LEW-kah
 Lexi Weger: WEE-ger

SERIES BREAKDOWN

| | | |
|----------|-----------------------|-----------|
| 1/9/80 | at Georgia Tech..... | W..93-61 |
| 1/24/81 | Georgia Tech..... | W..82-75 |
| 11/28/81 | Georgia Tech..... | W..81-58 |
| 1/23/82 | at Georgia Tech..... | W..68-64 |
| 1/6/83 | vs. Georgia Tech..... | W..99-58 |
| 1/29/83 | vs. Georgia Tech..... | W..96-58 |
| 3/4/83 | vs. Georgia Tech..... | W..85-80 |
| 1/28/84 | Georgia Tech..... | W..81-73 |
| 2/20/84 | at Georgia Tech..... | W..95-75 |
| 1/19/85 | at Georgia Tech..... | W..88-68 |
| 1/27/85 | Georgia Tech..... | W..81-50 |
| 1/27/86 | Georgia Tech..... | W..88-65 |
| 2/22/86 | at Georgia Tech..... | WOT.92-81 |
| 1/2/87 | at Georgia Tech..... | W..80-75 |
| 1/24/87 | Georgia Tech..... | W..86-81 |
| 2/28/87 | vs. Georgia Tech..... | W..64-54 |
| 1/17/88 | Georgia Tech..... | W..82-75 |
| 2/13/88 | at Georgia Tech..... | L..74-76 |
| 1/14/89 | at Georgia Tech..... | L..81-87 |
| 1/29/89 | Georgia Tech..... | L..89-97 |
| 1/11/90 | Georgia Tech..... | L..73-90 |
| 2/10/90 | at Georgia Tech..... | W..81-77 |
| 1/9/91 | at Georgia Tech..... | L 86-101 |
| 2/22/91 | Georgia Tech..... | L..63-83 |
| 1/5/92 | Georgia Tech..... | W..83-69 |
| 2/29/92 | at Georgia Tech..... | W..73-70 |
| 1/5/93 | at Georgia Tech..... | L..63-73 |
| 1/31/93 | Georgia Tech..... | WOT.72-68 |
| 1/16/94 | Georgia Tech..... | W..87-51 |
| 2/12/94 | at Georgia Tech..... | W..89-79 |
| 3/5/94 | vs. Georgia Tech..... | W..78-55 |
| 1/7/95 | Georgia Tech..... | W..74-62 |
| 2/8/95 | at Georgia Tech..... | W..84-62 |
| 1/6/96 | at Georgia Tech..... | W..78-74 |
| 2/7/96 | Georgia Tech..... | W..88-72 |
| 11/11/97 | Georgia Tech..... | W..80-53 |
| 1/30/97 | at Georgia Tech..... | W..80-77 |
| 1/8/98 | at Georgia Tech..... | W..69-48 |
| 2/8/98 | Georgia Tech..... | W..85-58 |
| 12/3/98 | Georgia Tech..... | W..85-68 |
| 1/24/99 | at Georgia Tech..... | L..84-91 |
| 2/27/99 | vs. Georgia Tech..... | W..87-71 |
| 1/13/00 | at Georgia Tech..... | L..44-55 |
| 2/13/00 | Georgia Tech..... | W..85-62 |
| 1/2/01 | Georgia Tech..... | L..75-82 |
| 2/1/01 | at Georgia Tech..... | W..85-63 |
| 3/2/01 | vs. Georgia Tech..... | W..79-64 |
| 1/17/02 | Georgia Tech..... | L..62-81 |
| 2/17/02 | at Georgia Tech..... | W. 71-62 |
| 1/2/03 | Georgia Tech..... | W..72-67 |
| 2/2/03 | Georgia Tech..... | W..76-64 |
| 1/22/04 | Georgia Tech..... | W..63-56 |
| 2/23/04 | at Georgia Tech..... | W..58-46 |
| 1/30/05 | at Georgia Tech..... | W..55-41 |
| 1/18/06 | Georgia Tech..... | W..85-56 |
| 2/5/06 | at Georgia Tech..... | W..75-56 |
| 1/2/07 | at Georgia Tech..... | W..69-57 |
| 1/18/07 | Georgia Tech..... | W..78-31 |
| 1/5/08 | Georgia Tech..... | W..99-78 |
| 2/10/08 | at Georgia Tech..... | W..75-61 |
| 1/22/09 | at Georgia Tech..... | L..62-66 |
| 2/15/09 | Georgia Tech..... | W..73-50 |
| 1/6/10 | Georgia Tech..... | W..89-78 |
| 2/26/10 | Georgia Tech..... | L..57-64 |
| 1/6/11 | at Georgia Tech..... | L..70-71 |
| 2/24/11 | Georgia Tech..... | L..57-64 |
| 2/12/12 | Georgia Tech..... | L..54-56 |
| 3/2/12 | vs. Georgia Tech..... | L..53-54 |
| 1/13/13 | Georgia Tech..... | W..79-58 |
| 2/10/13 | at Georgia Tech..... | W..60-58 |
| 2/6/14 | at Georgia Tech..... | L..91-94 |

| | | |
|----------|-----------------------|-----------|
| 1/11/15 | Georgia Tech..... | W..96-81 |
| 3/5/15 | vs. Georgia Tech..... | W..84-64 |
| 1/14/16 | at Georgia Tech..... | L..73-80 |
| 2/16/17 | Georgia Tech..... | W..89-88 |
| 2/15/18 | at Georgia Tech..... | L..61-79 |
| 1/31/19 | Georgia Tech..... | W..91-90 |
| 3/7/19 | vs. Georgia Tech..... | W..80-73 |
| 1/23/20 | at Georgia Tech..... | WOT.67-60 |
| 2/25/21 | Georgia Tech..... | W..84-59 |
| 1/23/22 | at Georgia Tech..... | L..38-55 |
| 1/22/23 | Georgia Tech..... | W..70-57 |
| 1/18/24 | at Georgia Tech..... | W..73-68 |
| 12/15/24 | Georgia Tech..... | L..76-82 |

SERIES NOTES...

In Chapel Hill: UNC leads 29-9

In Atlanta: UNC leads 24-12

At Neutral Sites: UNC leads 9-1

Longest UNC Streak: 17 straight (1/9/80-1/17/88)

Longest GT Streak: 5 straight (2/26/10-3/2/12)

Largest UNC Win: 47 (1/18/07 - in Chapel Hill)

Largest GT Win: 17 (1/17/02 - in Chapel Hill)

Most UNC Points: 99 (1/5/08 - in Chapel Hill)

Most GT Points: 101 (1/9/91 - in Atlanta)

Last 10 Meetings: UNC leads 7-3

SCOUTING THE YELLOW JACKETS

Georgia Tech sits at 8-11 overall and 3-4 in Atlantic Coast Conference play in year one at the helm of head coach Karen Blair.

The Yellow Jackets have found success at home this season, sitting at 7-3 overall and 2-1 in ACC action.

One of the strongest teams on the glass, Georgia Tech ranks second in the league with an average of 30.1 defensive rebounds per game and 12th nationally.

Talyah Walker paces the Yellow Jackets with an average of 16.8 points per game, while Brianna Turnage leads off the boards with 9.1 rebounds per outing.

SERIES HISTORY VS. GEORGIA TECH

Despite Georgia Tech earning the win last season in Chapel Hill, Carolina remains ahead in the series, 62-22 overall, and has claimed seven of the last 10 meetings.

In Atlanta, Carolina leads 24-12 as the Tar Heels earned a 73-68 victory in their last trip to McCamish Pavilion in January of 2024.

Under Banghart, Carolina is 4-2 against Georgia Tech.

STATS STACK UP



| | | |
|------|---------------------|------|
| 77.8 | ◀ POINTS PER GAME | 66.1 |
| .466 | ◀ FG% | .400 |
| .347 | ◀ 3FG% | .266 |
| .655 | FT% ▶ | .722 |
| 38.2 | REBOUNDS PER GAME ▶ | 41.9 |
| 16.6 | ◀ ASSISTS PER GAME | 16.0 |
| 3.5 | BLOCKS PER GAME ▶ | 3.8 |
| 10.2 | ◀ STEALS PER GAME | 8.3 |
| 58.6 | ◀ SCORING DEFENSE | 67.2 |
| .379 | ◀ FG% DEFENSE | .386 |
| .305 | 3FG% DEFENSE ▶ | .297 |
| +6.2 | ◀ REBOUND MARGIN | +5.2 |
| 1.2 | ◀ AST-TO RATIO | 0.9 |

SERIES VS. GEORGIA TECH - 85TH MEETING

All-Time: UNC leads 62-22

In Chapel Hill: UNC leads 29-9

In Atlanta: UNC leads 24-12

Neutral Site: UNC leads 9-1

HONORS AND AWARDS

NYLA BROOKS

- ACC Preseason All-Freshman
- Tamika Catchings Award Watch List
- ACC Freshman of the Week - 11/24

LANIE GRANT

- Cancun Challenge All-Tournament Team

NYLA HARRIS

- Miller Award Preseason Top-20 Watch List

RENIYA KELLY

- Preseason All-ACC
- Lieberman Award Preseason Top-20 Watch List
- Naismith Award Preseason Watch List
- Ann Myers Drysdale Award Watch List

INDYA NIVAR

- ACC Player of the Week - 12/1
- USWBA Ann Meyers Drysdale Player of the Week - 12/2
- Cancun Challenge Tournament MVP

LAST TIME OUT

From the jump, Carolina came out rearing to go at Florida State in a wire-to-wire 82-55 win in Tallahassee on Sunday. The 27-point win was the largest against the Seminoles since 2002.

Reniya Kelly continues to find her groove, scoring in double-figures for the second straight game as she tallied 11 points.

Matching her career-best with four made threes, Lanie Grant led all scorers with 14 points, while Nyla Harris and Ciera Toomey also wrapped their days in double-figure scoring. Four double-figure scorers tied the most in an ACC game for the Tar Heels this year.

Limiting the Seminoles to a mere 28.6% from the Floor, Carolina led by as many as 31 and never trailed in its second ACC road win of the season.

SECOND CHANCE - TAKEN

Taking advantage, Carolina tallied a season-high 20 second chance points in the victory at Florida State.

It also marked the most in a game since facing off against Florida State last season in the 2025 ACC Tournament.

SHOOTERS SHOOT

Feeling it from three as a team, the Tar Heels knocked down an 13 three-pointers for their most in an ACC game this season.

Lanie Grant was hot from beyond the arc, matching her career-best with four made triples.

Overall, seven Tar Heels knocked down a shot from deep in the most triples drained against an ACC foe since at Pitt last season.

The 36 attempts from deep also marked the most attempts in an ACC games in stats available dating back to 2002-03.

MAKE YOU MISS

In holding Florida State to a mere 28.6% from the field, the Tar Heels have now held two ACC opponents this season to under 30% from the field. Carolina limited Boston College

to 21.3% from the field in its victory in Chestnut Hill.

It's the first time since the 2022-23 season that Carolina has held two ACC opponents under the 30% threshold.

This season, Carolina has held six opponents to under 30% from the field in a game. In conference play, Carolina ranks No. 1 among ACC teams in holding its foes to 36.7% shooting.

When holding opponents under 40% from the field this season, Carolina is undefeated at 14-0.

HERE COMES RK

With the third 20-point outing of her career, Reniya Kelly was unstoppable against Miami. The junior came out strong with nine points in the first quarter en route to a career-high 24 points.

Kelly is the first Tar Heel to eclipse the 20-point threshold in a game this season.

Hot from all over the floor, Kelly shot 9-of-14 from the field and knocked down four of five triples.

In ACC action, Kelly is currently one of three Tar Heels averaging double-figures in scoring with 10.3 points per game.

KEEPING IT 100

Despite its past struggles from the charity stripe this season, Carolina locked in against Miami and Florida State to knock down all 10 and then nine of its free-throw attempts.

Carolina followed up its performance against the Hurricanes, shooting 9-of-9 from the charity stripe in Tallahassee. The Tar Heels have now shot perfectly from the line in five games under Banghart.

Both games set a new mark as the most attempted without a miss in a game during the Banghart era, marking the only such occurrence dating back to the 2002-03 season. Carolina has never shot 100% from the line in two straight games in a season, going back to 2002-03.

ARTISTS IN THE PAINT**UNC'S TOP 25 CAREER SCORERS**

| | | |
|-----|--------------------------------------|-------|
| 1. | Ivory Latta (2004-07)..... | 2,285 |
| 2. | Tracy Reid (1995-98)..... | 2,200 |
| 3. | Tonya Sampson (1991-94)..... | 2,143 |
| 4. | Charlotte Smith (1992-95)..... | 2,094 |
| 5. | Pam Leake (1983-86)..... | 2,001 |
| 6. | Tresa Brown (1981-84)..... | 1,931 |
| 7. | Erlana Larkins (2005-08)..... | 1,927 |
| 8. | Deja Kelly (2021-2024)..... | 1,858 |
| 9. | Nikki Teasley (1998-00, 2002)..... | 1,822 |
| 10. | Kathy Crawford (1980-83)..... | 1,806 |
| 11. | Chanel Wright (1996-99)..... | 1,805 |
| 12. | Alyssa Ustby (2021-25)..... | 1,791 |
| 13. | LaQuanda Barksdale (1998-01)..... | 1,787 |
| 14. | Dawn Royster (1984-87)..... | 1,778 |
| 15. | Camille Little (2004-07)..... | 1,773 |
| 16. | Janelle Bailey (2018-21)..... | 1,724 |
| 17. | Marion Jones (1994-95, 1997)..... | 1,716 |
| 18. | Italee Lucas (2008-11)..... | 1,703 |
| 19. | Coretta Brown (2000-03)..... | 1,687 |
| 20. | Rashanda McCants (2006-09)..... | 1,609 |
| 21. | Bernadette McGlade (1977-80)..... | 1,604 |
| 22. | Jamie Cherry (2015-18)..... | 1,600 |
| 23. | Stephanie Watts (2016-19, 2021)..... | 1,595 |
| 24. | Cetera DeGraffenreid (2008-11)..... | 1,562 |
| 25. | Kathy Wilson (1985-88)..... | 1,551 |

The tandem of Nyla Harris and Ciera Toomey has proven to be dangerous on the inside, assisting the Tar Heels to an average of 38.3 points per game in the paint.

As a team, the Tar Heels have posted 50+ point games in the paint four times this season.

BATTLING ON THE BOARDS

The rebounding battle is key to Carolina's success this season, as the Tar Heels are 14-1 when winning the boards.

UNC IN WINS VS. LOSSES

| Category | Wins | Losses |
|------------------|-------|--------|
| Scoring | 83.0 | 62.2 |
| Scoring Defense | 52.5 | 76.6 |
| Scoring Margin | +30.5 | -14.4 |
| FG% | .487 | .392 |
| 3PT% | .362 | .287 |
| FT% | .651 | .667 |
| Opp. FG% | .349 | .455 |
| Opp. 3PT% | .294 | .340 |
| Rebounds | 40.3 | 32.0 |
| Reb. Margin | +10.9 | -8.0 |
| Assists | 18.5 | 10.8 |
| Steals | 11.3 | 6.6 |
| Blocks | 3.5 | 3.6 |
| Turnovers | 12.5 | 16.4 |
| Turnovers Forced | 20.4 | 14.6 |

UNC IN THE RANKINGS

| UNC Team | NCAA | ACC |
|------------------------------------|------|-----|
| Scoring offense - 77.8..... | 38 | 3 |
| Scoring defense - 58.6..... | 56 | 4 |
| Scoring margin - 19.3..... | 25 | 2 |
| Rebounds per game - 38.20..... | 132 | 13 |
| Rebounding margin - 6.2..... | 51 | 7 |
| Assist-turnover ratio - 1.23..... | 28 | 4 |
| Assists per game - 16.6..... | 45 | 6 |
| Turnover margin - 5.45..... | 36 | 2 |
| Turnovers per game - 13.5..... | 38 | 6 |
| Blocks per game - 3.5..... | 120 | 10 |
| Steals per game - 10.2..... | 72 | 4 |
| FG percentage - 46.6..... | 26 | 3 |
| 3FG percentage - 34.7..... | 52 | 3 |
| FT percentage - 65.5..... | 311 | 18 |
| FG percentage defense - 37.9..... | 82 | 6 |
| 3FG percentage defense - 30.5..... | 193 | 12 |
| Offensive reb per game - 12.6..... | 147 | 8 |
| Defensive reb per game - 25.6..... | 155 | 14 |
| 3PT FG per game - 8.3..... | 38 | 3 |

UNC Individuals NCAA Top 100

| | |
|-----------------------------|----|
| Indya Nivar | |
| Steals - 61..... | 12 |
| Steals per game - 3.05..... | 20 |
| Triple Doubles - 1..... | 2 |

| | |
|-----------------------------|----|
| Ciera Toomey | |
| Blocks - 29..... | 58 |
| Blocks per game - 1.45..... | 81 |

ACC Top 15

| | |
|-------------------------------------|----|
| Nyla Brooks | |
| Three Pointers per Game - 1.85..... | 12 |

| | |
|-------------------------------------|----|
| Lanie Grant | |
| Three Pointers per Game - 1.83..... | 13 |

| | |
|-----------------------------|----|
| Indya Nivar | |
| Assist/TO Ratio - 1.51..... | 15 |
| Assists - 74..... | 10 |
| Assists Per Game - 3.7..... | 14 |
| Steals - 61..... | 2 |
| Steals per game - 3.05..... | 2 |
| Triple Doubles - 1..... | 1 |

| | |
|-----------------------------|---|
| Ciera Toomey | |
| Blocks - 29..... | 6 |
| Blocks per game - 1.45..... | 7 |

*NCAA rank among all current DI players as of 1/20/26.

In Carolina's four ACC wins, the Tar Heels have outrebounded their opponents by an average of +8.8 boards per game.

Overall, Carolina owns a rebounding margin of +6.2 this season.

CLICKING IN CONFERENCE

Scoring in double figures in the first four conference games, Nyla Harris rattled off a career-long streak in league action.

Harris was the first Tar Heel to start off league action riding a five-game double-digit scoring streak since Alyssa Ustby did so at the start of 2022-23 ACC play.

The senior forward has posted double-figures in five out of six conference games.

Harris is one of the most efficient shooters in the ACC in league play, ranking third overall at a clip of 60.0%.

WELCOMING NOELLE TO THE FOLD

After graduating early from Xavier College Preparatory in Phoenix, Ariz., Noelle Bofia has joined the Tar Heels for the Spring of 2026.

A four-star recruit and rated as the No. 52 overall prospect in the Class of 2026 by ESPN, Bofia is set to redshirt and practice with the Tar Heels this semester.

BALANCE

In any given game, any Tar Heel has the chance to shine with four currently averaging double-figures in scoring for Carolina.

So far this season, nine different Tar Heels have led in scoring in a game, with nine overall posting double-figure outings.

Indya Nivar and Nyla Brooks have led Carolina in scoring in five games apiece this season.

SNEAK ATTACK

It's no secret that the Tar Heels love to defend, as UNC currently ranks No. 4 among ACC teams with an average of 10.2 steals per game.

Against Boston College, California, and Stanford, Carolina posted double-figure steals with an ACC game-high 12 steals against California. Nyla Harris led the Tar Heels with a career-high five swipes against the Bears.

SCORING EARLY, SCORING OFTEN

AP TOP-25 - JAN. 19

| Rank | Team (1st-Place) | W-L | Points | Last |
|------|------------------|------|--------|------|
| 1 | UConn (30) | 18-0 | 750 | 1 |
| 2 | South Carolina | 19-1 | 715 | 2 |
| 3 | UCLA* | 17-1 | 692 | 3 |
| 4 | Texas* | 19-2 | 645 | 4 |
| 5 | Vanderbilt | 18-0 | 638 | 5 |
| 6 | LSU | 17-2 | 596 | 6 |
| 7 | Michigan | 15-2 | 556 | 8 |
| 8 | Louisville* | 18-3 | 537 | 9 |
| 9 | TCU | 18-2 | 503 | 10 |
| 10 | Iowa | 16-2 | 463 | 11 |
| 11 | Kentucky | 17-3 | 430 | 7 |
| 12 | Ohio State | 17-2 | 428 | 14 |
| 13 | Michigan State | 17-2 | 358 | 15 |
| 14 | Baylor | 17-3 | 346 | 18 |
| 15 | Maryland | 17-3 | 345 | 12 |
| 16 | Oklahoma | 14-4 | 297 | 13 |
| 17 | Tennessee | 13-3 | 279 | 20 |
| 18 | Ole Miss | 16-4 | 231 | 16 |
| 19 | Texas Tech | 19-1 | 219 | 17 |
| 20 | Princeton | 15-1 | 176 | 22 |
| 21 | Duke* | 13-6 | 122 | NR |
| 22 | West Virginia | 15-4 | 59 | NR |
| 23 | Alabama | 17-3 | 49 | 21 |
| 24 | Nebraska | 14-4 | 48 | 24 |
| 25 | Washington | 14-4 | 43 | NR |

*Denotes UNC Opponent

Receiving Votes: **North Carolina 42**, Illinois 42, Notre Dame 37, Georgia 36, Oklahoma St. 34, Iowa St. 12, Rhode Island 9, Syracuse 4, NC State 4, Fairfield 2, N Dakota St 1, Minnesota 1, Utah 1.

USA TODAY-WBCA COACHES TOP-25 JAN. 20

| Rank | Team (1st-Place) | W-L | Points | Last |
|------|-----------------------|-------------|------------|-----------|
| 1 | UConn (31) | 19-0 | 775 | 1 |
| 2 | South Carolina | 19-1 | 739 | 2 |
| 3 | UCLA* | 17-1 | 714 | 3 |
| 4 | Vanderbilt | 19-0 | 661 | 5 |
| 5 | Texas* | 19-2 | 659 | 4 |
| 6 | LSU | 17-2 | 628 | 6 |
| 7 | Michigan | 15-3 | 544 | 7 |
| 7 | Louisville* | 18-3 | 544 | 10 |
| 9 | TCU | 18-2 | 500 | 8 |
| 10 | Iowa | 16-2 | 493 | 13 |
| 11 | Ohio State | 17-2 | 459 | 15 |
| 12 | Kentucky | 17-3 | 442 | 9 |
| 13 | Maryland | 17-3 | 356 | 11 |
| 14 | Baylor | 17-3 | 385 | 17 |
| 15 | Michigan State | 17-2 | 340 | 14 |
| 16 | Oklahoma | 14-4 | 335 | 12 |
| 17 | Tennessee | 13-3 | 306 | 20 |
| 18 | Ole Miss | 16-4 | 225 | 16 |
| 19 | Texas Tech | 19-1 | 215 | 18 |
| 20 | Princeton | 16-1 | 153 | 24 |
| 21 | North Carolina | 15-5 | 128 | 23 |
| 22 | West Virginia | 15-4 | 94 | 25 |
| 23 | Alabama | 17-3 | 82 | 21 |
| 24 | Iowa State | 14-5 | 58 | 19 |
| 25 | Washington | 14-4 | 51 | NR |

*Denotes UNC Opponent

Others receiving votes: Notre Dame (12-6) 45; Duke (13-6) 43; Oklahoma State (16-4) 26; Nebraska (14-4) 25; Illinois (15-4) 13; Georgia (16-3) 12; Arizona State (17-2) 8; Mississippi State (15-5) 6; Rhode Island (16-2) 4; Virginia (13-5) 4; Minnesota (12-6) 2; Southern California (11-7) 1.

With all 14 Tar Heels hitting the court at Boston College, Carolina posted an eye-popping 90 points in its win over the Eagles.

It marked the most points scored in an ACC game for UNC since 92 against Syracuse on Dec. 17, 2020. The 90 points scored in Chestnut Hill were also the most in an ACC road victory since dropping 92 at Boston College in February of 2009.

Dating back to the 2000 season, North Carolina has scored 90-plus points in an ACC game 30 times.

The 51-point victory was also Carolina's best to date of the season and its best in any ACC game in program history.

PASS THE BALL

Dishing out the ball at a high rate, 24 assists at Boston College marked a new season-high for UNC. Carolina has dished out 20 or more assists in six games this season.

Lanie Grant dropped a new career-high with five assists at Boston College, while overall 11 Tar Heels dished out an assist in the road victory.

Overall, Carolina has dished out 15+ assists in 14 games this year. Indya Nivar currently paces Carolina with 3.7 dimes per game and has dished out five or more helpers in seven games.

STACKING WINS EARLY

Rattling off 11 wins against non-conference foes accomplished a new feat for Courtney Banghart in her time at Carolina.

It marked the first time Carolina had reached 11 wins in non-conference action in back-to-back seasons under Banghart, and the first time since the 2012-13 season.

ALL HANDS IN

As all 14 Tar Heels entered the game against UNCW, Carolina's reserves made a strong impact against the Seahawks.

The Carolina bench posted 49 points, the most in a game this season. Averaging 28.7 points per game from its reserves, Carolina ranks No. 2 in the ACC and No. 17 nationally in bench points per game.

14 out of 15 wins this season have come when the Tar Heel bench outscores their opponent.

COUGH IT UP

Forcing 20 or more turnovers in 10 games this season, Carolina is averaging 18.85 per game from its opponents to rank fourth overall in the ACC.

Last year, Carolina forced 13 teams to turnover the ball 20 or more times.

Currently, Carolina is averaging 20.4 points per game off opponent miscues.

GLASS - CLEANED

Accumulating 54 rebounds against UNCW set a new season-high off the glass for the Tar Heels. Carolina also earned its second game of the season with a rebounding margin of +20, with a margin of +25 over the Seahawks.

Under Banghart, Carolina has tallied 10 total games with 50 or more rebounds.

LOCK DOWN DEFENSE

Aggressive defense is a focal point under head coach Courtney Banghart, and her teams have proven so.

In year seven of the Banghart era, the Tar Heels have held 50 opponents under the 50-point threshold. This season, UNC has kept seven opponents under the mark.

The Tar Heels are 48-2 under Banghart when holding opponents to fewer than 50 points.

By limiting Boston College to 39 points, Carolina has now held 15 teams under Banghart below the 40-point threshold.

HENDERSON STAYING HOT

Growing into her role during her freshman campaign, Taliyah Henderson found her footing against Boston University and UNCW.

The Vail, Ariz., native posted back-to-back double-figure outings for the first time in her career against BU and Louisville. Against Boston University, she also added a career-high four steals.

BOUNCE BACK

This season, Carolina is 4-1 in its next game when coming off a loss.

Overall, the Tar Heels are 38-25 under Courtney Banghart off a loss and 28-12 since the start of the 2021-22 season.

NO SHOTS HERE

Limiting Boston University and Boston College to a mere 13 made field goals marked the fewest allowed in a game by

SUPERLATIVES

BIGGEST NORTH CAROLINA LEAD:
53 (4Q, 0:48 - at Boston College - 12/29/25)

BIGGEST NORTH CAROLINA DEFICIT:
29 (4Q, 8:00 - at Notre Dame - 1/11/26)

BIGGEST NORTH CAROLINA LEAD IN A LOSS:
7, 2x, last (2Q - 2:46 - Stanford - 1/4/26)

BIGGEST NORTH CAROLINA DEFICIT IN A WIN:
9 (1Q - 2:17 vs. Fairfield - 11/15/25)

BIGGEST NORTH CAROLINA HALFTIME LEAD:
32 (NC Central - 11/3/25)

BIGGEST NORTH CAROLINA HALFTIME DEFICIT:
9 (at Texas - 12/4/25)

BEST NORTH CAROLINA 1ST HALF FG%:
64.7% (at Boston College - 12/29/25)

WORST NORTH CAROLINA 1ST HALF FG%:
30.3% (Elon - 11/6/25)

BEST NORTH CAROLINA 2ND HALF FG%:
70.4% (UNCG - 11/23/25)

WORST NORTH CAROLINA 2ND HALF FG%:
30.3% (vs. UCLA - 11/13/25)

MOST POINTS BY NORTH CAROLINA IN 1ST HALF:
53 (NC Central - 11/3/25)

FEWEST POINTS BY NORTH CAROLINA IN 1ST HALF:
27 (at Notre Dame - 1/11/26)

MOST POINTS BY OPPONENT IN 1ST HALF:
39 (at Texas - 12/4/25)

FEWEST POINTS BY OPPONENT IN 1ST HALF:
18, 2x, last (at Boston College - 12/29/25)

MOST POINTS BY NORTH CAROLINA IN 2ND HALF:
49 (Charleston So - 12/21/25)

FEWEST POINTS BY NORTH CAROLINA IN 2ND HALF:
23 (at Notre Dame - 1/11/26)

MOST POINTS BY OPPONENT IN 2ND HALF:
43, 2x, last (vs. Fairfield - 11/15/25)

FEWEST POINTS BY OPPONENT IN 2ND HALF:
16 (UNCW - 12/17/25)

BIGGEST HALFTIME LEAD BLOWN:
5 (Stanford - 1/4/26)

BIGGEST HALFTIME DEFICIT ERASED:
2, 2x, last (Miami - 1/15/26)

BIGGEST MARGIN OF VICTORY:
51 (at Boston College - 12/29/25)

BIGGEST MARGIN OF DEFEAT:
23 (at Notre Dame - 1/11/26)

the Tar Heels this season.

Carolina limited UNCW to only four points in the fourth quarter, the lowest by any opponent in a quarter this year.

In the second quarter at Boston College, UNC held the Eagles to only five points, the fewest by an ACC team this season.

KEEPING ALL INVOLVED

Already proving to be one of Carolina's best offenses under Courtney Banghart, Carolina's scoring options are plentiful, as eight different Tar Heels have recorded double-figure games.

10 out of 15 of Carolina's wins this season have come when four or more Tar Heels record double-figures in scoring.

Indya Nivar paces this trend, scoring 10 or more points in 16 out of 20 games this

season.

STEALS ON STEALS ON STEALS

Always having her eye on the ball, Indya Nivar has proven to be one of the most tenacious defenders in the nation.

Nivar currently ranks No. 12 overall nationally with a total of 61 steals and No. 20 with 3.05 steals per game. She's snagged three or more steals in 11 total games this season.

GOING STREAKING

Riding a 34-game home win streak against unranked non-conference opponents, Carolina took care of business and earned wins.

During this streak, Carolina boasts a margin of victory of 38.3 points in the 34 consecutive wins dating back to 2019.

THRIVING IN PARADISE

Rattling off three wins in three days at the 2025 Cancun Challenge, North Carolina picked up its second straight multi-team event title and its fifth under Banghart.

Indya Nivar took home Cancun Challenge Tournament MVP honors, while Lanie Grant earned a spot on the All-Tournament Team.

NOTHING BUT NET

In the first edition of the 2025-26 NCAA Women's Basketball NET, North Carolina came in at No. 13 overall.

The Tar Heels have earned three quad-two wins this season, defeating No. 45 Miami, No. 49 Fairfield and No. 50 South Dakota State.



2025-26 NORTH CAROLINA TAR HEELS

Front Row (L to R): Assistant Coach Katherine Bixby, Student Assistant Kayla McPherson, Lanie Grant, Reniya Kelly, Nyla Harris, Head Coach Courtney Banghart, Indya Nivar, Sydney Barker, Elina Aarnisalo, Director of Operations Shellie Greenman, Head Athletic Trainer Jodi Schneider.

Back Row (L to R): Assistant Coach Cory McNeill, General Manager Liz Roberts, Associate Head Coach Joanne Aluka-White, Assistant Director of Recruiting Jaelynn Murray, Taissa Queiroz, Liza Astakhova, Laila Hull, Nyla Brooks, Blanca Thomas, Ciera Toomey, Taliyah Henderson, Jordan Zubich, Graduate Assistant Izzy Leazier, Assistant Coach Lexi Weger, Assistant Coach Daniel Metzfeld, Director of Performance Andrew Graber.

The Tar Heels sit at No. 21 in the NET prior to Thursday's game in Atlanta.

CAN'T STOP HER

In Cancun, Indya Nivar stuffed the stat sheet and averaged 12.7 points, 6.7 rebounds, 6.7 steals, and 6.0 assists per game while shooting 56.3% from the floor.

Nivar is the first player in the Banghart era to snag four or more steals in three straight games.

Her seven assists against Kansas State were the most by any Tar Heel in a single game this season and set a new career high for the senior.

Her play in Cancun earned her ACC Player of the Week honors for the first time in her career. Reniya Kelly joins her as the only two active Tar Heels to earn the distinction.

THREES ON THREES ON THREES

When Carolina shoots from beyond the arc, there's a high chance it's going in. Against Kansas State, the Tar Heels knocked down 14 made triples.

The mark tied the program record, which had been previously set 11 times. Knocking down 14 triples against the Wildcats marked the third time under Banghart in which Carolina reached the threshold.

Carolina's performance against Kansas State from deep also set a new standard. With four straight games with 10 or more triples, it's the first time in available program records that Carolina has achieved the feat.

This season, Carolina has knocked down 10-plus triples in nine games. Carolina has already bested last season's mark of eight games with double-figure triples.

One of the best three-point shooting teams nationally, Carolina ranks third in the ACC from beyond the arc at a 34.7% clip and ranks third with 8.3 triples per game.

HISTORY - WRITTEN

In a historic performance, Indya Nivar's triple-double of 13 points, 12 rebounds, and 10 steals marked the second triple-double in the rich history of Carolina women's basketball.

Nivar joins former teammate Alyssa Ustby as the only two Tar Heels to

achieve the feat.

Her 10 steals also etched her name again in the Carolina record books, matching the program single-game record set by Pam Leake in 1985.

Nivar is the second ACC player to record a triple-double this season, and the 50th in the history of the conference.

By recording a triple-double with steals, Nivar is the fourth to accomplish the feat in the history of the league.

RUNNING DEEP

Depth is a huge factor for the Tar Heels this season, as they currently average 28.7 points per game from their reserves. Carolina's bench scoring ranks No. 17 nationally and second overall in the ACC.

Coming off the bench, Nyla Brooks leads the reserves with 8.7 points per game.

SHE'S JUST A FRESHMAN

With the confidence Nyla Brooks brings to the court, she has already asserted herself as one of the nation's top freshmen.

Posting a performance of perfection against UNCG, Brooks scored a career-high 18 points while shooting 7-of-7 from the field and 3-of-3 from beyond the arc.

Brooks' outing vs. the Spartans propelled her to earn her first ACC Freshman of the Week honors on Nov. 24. She's the first freshman to pick up the honor for Carolina since the 2023 season. Overall, Carolina leads the ACC with 84 Freshmen of the Week selections.

Her scoring remained consistent, as she's the first freshman Tar Heel to score in double figures in five of her first six games since Jocelyn Jones and Janelle Bailey both did so in 2017.

RIGHT ON TARGET

The shots were falling against UNCG, as Carolina ended up shooting 39-of-59 from the field for a percentage of 66.1%. This mark ranked No. 2 in a single-game field goal percentage at UNC and holds the record in the Banghart era.

The mark is the second-highest field goal percentage by an ACC team this season.

WINNING IS A TRADITION

Throughout the history of North Carolina women's basketball, it has boasted 30 20-win seasons.

A win over South Dakota State gave Carolina its 1,100th program victory. The Tar Heels became the 17th Division I women's program to reach the mark and the third in the ACC.

BROOKS LOVES THE DEEP BALL

Making a strong impact during her freshman campaign, Nyla Brooks is proving her prowess from beyond the arc.

She currently leads the Tar Heels with 37 made triples and leads the ACC among freshmen with an average of 1.85 per game, and is 12th overall in the league.

AN EMERGING LEADER

In her final season in Carolina Blue, Indya Nivar is making it count as she has posted double-digits in each outing this year.

The Apex, N.C., native started her season with a career-long streak of 14 consecutive games in double-figure scoring.

She currently leads Carolina with an average of 11.0 points per game.

Not only is Nivar showing her leadership on the offensive end, but she is also shining on defense. Her 3.05 steals per game rank second in the ACC, and her 61 total rank 12th nationally.

LET IT FLY

The three-ball has been good to the Tar Heels this season, as Carolina has knocked down 166 triples to date.

Last year, the Tar Heels set a new program record with a total of 269 made threes in 2024-25.

LOCKDOWN FROM DEEP

While the Tar Heels were knocking down triples against N.C. A&T, the Aggies went 0-for-6 from beyond the arc.

Carolina made 12 more three-pointers than its opponent, the largest disparity since 2016.

ROCKIN' AND ROLLIN'

The offense wasted no time getting going against NC Central, with Carolina

scoring 90 points for the sixth time in a season opener under Banghart.

The 48-point margin of victory was also the second-best in a season opener under Banghart.

Carolina is now 20-0 under Banghart when scoring 90 or more points.

NEW KID ON THE BLOCK

With plenty of noise surrounding Nyla Brooks, the true freshman sure delivered against NC Central. The Waldorf, Md., product led all scorers with 15 points, while shooting 3-of-6 from beyond the arc.

Brooks became the first freshman to lead Carolina in scoring in its opening game since Deja Kelly scored 19 points against Radford in 2020.

Following up her opening day performance with 10 points against Elon, Brooks continued the streak that Kelly set in 2020.

SHOW UP AND SHOW OUT

Opening the season on a loud note, Carolina packed Carmichael on its Field Trip Day with a total of 6,336 in attendance.

The number broke the attendance record in Carmichael during the Banghart era.

NO PLACE LIKE CARMICHAEL

In the only home in the history of Carolina women's basketball, the Tar Heels have traditionally held home-court advantage. Carolina is 41-2 under Banghart in home non-conference games and has won 34 straight games against unranked non-conference teams at home.

LOOKING BETTER IN CAROLINA BLUE

Elina Aarnisalo spent one season at UCLA and made a run to the Final Four with the Bruins, before making her way to Chapel Hill. An elite distributor, Aarnisalo averaged 3.4 assists per game to rank 15th among all Division I freshmen last season.

No stranger to the ACC, Nyla Harris chose to spend her final season in Carolina Blue after three seasons at Louisville.

As one of the most efficient shooters in the league the past two years,

Harris led the Cardinals from the field as a sophomore and junior. Overall, Harris boasts a 54.2% career field goal percentage.

Regarded as one of the nation's top forwards, Harris also found herself on the Cheryl Miller Award Preseason Top-20 watch list.

THE FIERCE FRESHMEN

Youth is abundant for the Tar Heels, as Carolina brought in a highly rated freshman class with one international star and three ranked in ESPN's top 100 for the Class of 2025.

Following two years on the professional circuit in Russia, Moscow native Liza Astakhova is ready to take her European game to the United States. Joining the Tar Heels in August, Astakhova looks to provide depth after appearing in 39 games last year with the Russia-PBL.

The fifth McDonald's All-American recruited by Banghart, Nyla Brooks is poised to make some noise in her debut campaign.

Coming out of Bishop Ireton High School, Brooks earned a multitude of honors throughout her prep career. The guard came in as the No. 13 overall prospect in the Class of 2025 by ESPN and picked up honors as the Gatorade Virginia Girls Basketball Player of the Year.

Most recently, Brooks was touted as one of ESPN's Most Impactful Freshmen and was named the first Tar Heel to the ACC Preseason All-Freshman team since 2021.

After missing her senior season of high school due to injury, Taliyah Henderson is ready to make her return to the court. A multi-sport athlete, Henderson proved to be a star on the hardwood and the track at Salpointe Catholic High School in Vail, Arizona.

The guard also boasts international experience, representing Canada at the FIBA U18 Women's Americup in 2024.

She averaged 9.5 points and 6.3 rebounds per game, as Canada went on to earn a silver medal at the event.

Graduating early from high school to

spend this past spring with Carolina, Taissa Queiroz is prepped to make her debut in Carolina Blue. Spending her high school years at Cardinal Newman in the Bay Area, Queiroz has generated plenty of buzz through representing her home country of Brazil.

This past offseason, Queiroz played with Brazil in two exhibitions against WNBA squads in the Chicago Sky and Indiana Fever. She also joined Brazil at the 2025 GlobJam this past summer in Canada, earning a bronze medal.

TAR HEELS AND NCAA TOURNAMENT FOES

Prepping for March all throughout November and December, Carolina is set to take on eight NCAA Tournament squads between its exhibition and the regular season during its non-conference slate.

- South Carolina - 2025 Final Four
- UCLA - 2025 Final Four
- Fairfield - 2025 First Round
- UNCG - 2025 First Round
- South Dakota State - 2025 Second Round
- Kansas State - 2025 Sweet 16
- Columbia - 2025 First Round
- Texas - 2025 Final Four

MILESTONE WATCH

- Courtney Banghart -
 - 394 career wins
 - Six away from 400 - would be one of 48 active head coaches with 400 wins.
- Nyla Harris -
 - 997 career points.
 - Three away from 1,000.
 - 97 career steals.
 - Three away from 100.
- Indya Nivar -
 - 192 career steals.
 - Eight away from 200.

WHAT'S NEXT

The Tar Heels head home-sweet-home on Sunday, hosting Syracuse for Alumni Day and a Celebration for National Girls and Women in Sports Day on Sunday.

Carolina goes head-to-head with the Orange at 2 p.m. ET, airing on The CW.

2025-26 SEASON AND CAREER HIGHS



| | | | |
|-----------------------------------|--|--------------------------------------|---------------|
| 19, vs. Columbia (11/29/25) | Points | 19, 2x, last vs. Columbia (11/29/25) | CAREER |
| 4, 3x, last vs. Miami (1/15/26) | Rebounds | 6, vs. NC State (2/16/25) | |
| 5, at Boston College (12/29/25) | Assists | 5, at Boston College (12/29/25) | |
| 3, 2x, last vs. Stanford (1/4/26) | Steals | 3, 2x, last vs. Stanford (1/4/26) | |
| 1, vs. UNCG (11/23/25) | Blocks | 1, 3x, last vs. UNCG (11/23/25) | |
| 42, vs. Louisville (12/14/25) | Minutes | 42, vs. Louisville (12/14/25) | |
| SEASON 0 | LANIE GRANT So. G 5-9 Midlothian, Va. | | |



| | | | |
|--|--|---------------------------------------|---------------|
| 8, 2x, last at N.C. A&T (11/20/25) | Points | 8, 2x, last at N.C. A&T (11/20/25) | CAREER |
| 2, at Boston College (12/29/25) | Rebounds | 2, at Boston College (12/29/25) | |
| 1, 3x, last at Florida State (1/18/26) | Assists | 2, 3x, last vs. Wake Forest (1/23/25) | |
| 1, 2x, last vs. UNCG (11/23/25) | Steals | 1, 3x, last vs. UNCG (11/23/25) | |
| -- | Blocks | -- | |
| 12, 2x, last vs. UNCG (11/23/25) | Minutes | 13, vs. Charleston So. (11/4/24) | |
| SEASON 1 | JORDAN ZUBICH So. G 5-11 Mountain Iron, Minn. | | |



| | | | |
|----------------------------------|---|---------------------------------|---------------|
| 19, at Boston College (12/29/25) | Points | 22, at Syracuse (2/11/24) | CAREER |
| 10, 2x, last vs. Cal (1/1/26) | Rebounds | 15, vs. Florida State (2/29/24) | |
| 4, vs. Cal (1/1/26) | Assists | 4, vs. Cal (1/1/26) | |
| 5, vs. Cal (1/1/26) | Steals | 5, vs. Cal (1/1/26) | |
| 2, 2x, last vs. UNCW (12/17/25) | Blocks | 3, at Syracuse (1/29/23) | |
| 32, vs. Cal (1/1/26) | Minutes | 38, 2x, last at UNC (1/21/24) | |
| SEASON 2 | NYLA HARRIS Sr. F 6-2 Orlando, Fla. Louisville | | |



| | | | |
|--|--|--|---------------|
| 13, 2x, last vs. Louisville (12/14/25) | Points | 13, 2x, last vs. Louisville (12/14/25) | CAREER |
| 6, vs. Charleston So. (12/21/25) | Rebounds | 6, vs. Charleston So. (12/21/25) | |
| 3, at N.C. A&T (11/20/25) | Assists | 3, at N.C. A&T (11/20/25) | |
| 4, vs. BU (12/7/25) | Steals | 4, vs. BU (12/7/25) | |
| 1, vs. UCLA (11/13/25) | Blocks | -- | |
| 18, vs. Louisville (12/14/25) | Minutes | 18, vs. Louisville (12/14/25) | |
| SEASON 3 | TALIYAH HENDERSON Fr. G 6-1 Vail, Ariz. | | |



| | | | |
|---|--|---|---------------|
| 14, vs. Fairfield (11/15/25) | Points | 14, 2x, last vs. Fairfield (11/15/25) | CAREER |
| 5, 2x, last at Boston College (12/29/25) | Rebounds | 5, 3x, last at Boston College (12/29/25) | |
| 4, 2x, last vs. SDSU (11/27/25) | Assists | 4, 2x, last vs. SDSU (11/27/25) | |
| 2, 2x, last vs. Charleston So. (12/21/25) | Steals | 2, 3x, last vs. Charleston So. (12/21/25) | |
| 2, vs. UNCG (11/23/25) | Blocks | 2, vs. UNCG (11/23/25) | |
| 22, vs. SDSU (11/27/25) | Minutes | 22, vs. SDSU (11/27/25) | |
| SEASON 4 | LAILA HULL R-So. G 6-1 Zionsville, Ind. | | |



| | | | |
|-----------------------------|--|-----------------------------|---------------|
| 6, vs. NC Central (11/3/25) | Points | 6, vs. NC Central (11/3/25) | CAREER |
| 3, vs. NC Central (11/3/25) | Rebounds | 3, vs. NC Central (11/3/25) | |
| 1, vs. NC Central (11/3/25) | Assists | 1, vs. NC Central (11/3/25) | |
| -- | Steals | -- | |
| -- | Blocks | -- | |
| 8, vs. NC Central (11/3/25) | Minutes | 8, vs. NC Central (11/3/25) | |
| SEASON 5 | LIZA ASTAKHOVA Fr. F 6-2 Moscow, Russia | | |



| | | | |
|-----------------------------------|---|-----------------------------------|---------------|
| 19, vs. Charleston So. (12/21/25) | Points | 19, vs. Charleston So. (12/21/25) | CAREER |
| 6, vs. UNCW (12/17/25) | Rebounds | 6, vs. UNCW (12/17/25) | |
| 4, vs. Elon (11/6/25) | Assists | 4, vs. Elon (11/6/25) | |
| 4, vs. Elon (11/6/25) | Steals | 4, vs. Elon (11/6/25) | |
| 2, at N.C. A&T (11/20/25) | Blocks | 2, at N.C. A&T (11/20/25) | |
| 28, vs. Elon (11/6/25) | Minutes | 28, vs. Elon (11/6/25) | |
| SEASON 7 | NYLA BROOKS Fr. G 6-1 Waldorf, Md. | | |

CAREER SUPERLATIVES

| PLAYED/STARTED | 2025-26 | CAREER | STREAK |
|-------------------|---------|--------|--------|
| Nyla Harris | 19/15 | 124/95 | 11 |
| Reniya Kelly | 19/18 | 73/62 | 8 |
| Indya Nivar | 20/20 | 121/61 | 54 |
| Elina Aarnisalo | 20/14 | 57/24 | -- |
| Lanie Grant | 18/12 | 55/14 | 3 |
| Ciera Toomey | 20/20 | 52/20 | 20 |
| Blanca Thomas | 11/0 | 45/5 | -- |
| Laila Hull | 17/0 | 40/0 | -- |
| Sydney Barker | 10/0 | 31/0 | -- |
| Jordan Zubich | 12/0 | 29/0 | -- |
| Nyla Brooks | 20/0 | 20/0 | -- |
| Taliyah Henderson | 19/0 | 19/0 | -- |
| Taissa Queiroz | 10/0 | 10/0 | -- |
| Liza Astakhova | 8/0 | 8/0 | -- |

DOUBLE-DIGIT GAMES 2025-26 CAREER POINTS

| | | |
|-------------------|----|----|
| Nyla Harris | 13 | 46 |
| Indya Nivar | 16 | 41 |
| Reniya Kelly | 2 | 18 |
| Lanie Grant | 5 | 16 |
| Ciera Toomey | 13 | 16 |
| Elina Aarnisalo | 10 | 15 |
| Nyla Brooks | 11 | 11 |
| Taliyah Henderson | 4 | 4 |
| Laila Hull | 1 | 2 |
| Taissa Queiroz | 1 | 1 |

REBOUNDS 2025-26 CAREER

| | | |
|---------------|----|----|
| Nyla Harris | 2 | 13 |
| Indya Nivar | 2 | 4 |
| Ciera Toomey | 2 | 2 |
| Blanca Thomas | -- | 1 |

20+ POINTS 2025-26 CAREER

| | | |
|--------------|----|---|
| Reniya Kelly | -- | 3 |
| Nyla Harris | -- | 1 |

8+ REBOUNDS 2025-26 CAREER

| | | |
|-----------------|----|----|
| Nyla Harris | 6 | 30 |
| Indya Nivar | 3 | 15 |
| Ciera Toomey | 7 | 8 |
| Blanca Thomas | -- | 4 |
| Reniya Kelly | -- | 1 |
| Elina Aarnisalo | 1 | 1 |

5+ ASSISTS 2025-26 CAREER

| | | |
|-----------------|----|----|
| Elina Aarnisalo | -- | 12 |
| Indya Nivar | 7 | 13 |
| Reniya Kelly | -- | 4 |
| Lanie Grant | 1 | 1 |

3+ BLOCKS 2025-26 CAREER

| | | |
|---------------|----|---|
| Blanca Thomas | -- | 3 |
| Ciera Toomey | 5 | 5 |
| Nyla Harris | -- | 1 |
| Indya Nivar | 1 | 1 |

3+ STEALS 2025-26 CAREER

| | | |
|-------------------|----|----|
| Indya Nivar | 11 | 26 |
| Nyla Harris | 1 | 10 |
| Reniya Kelly | 1 | 4 |
| Taliyah Henderson | 3 | 3 |
| Elina Aarnisalo | 2 | 3 |
| Ciera Toomey | 1 | 2 |
| Nyla Brooks | 2 | 2 |

2025-26 SEASON AND CAREER HIGHS

DOUBLE-DOUBLE TRACKER



| | | | |
|---|--|--|---------------|
| 24, vs. Miami (1/15/26) | Points | 24, vs. Miami (1/15/26) | |
| 6, 2x, last vs. Miami (1/15/26) | Rebounds | 8, at Clemson (2/9/25) | |
| 4, 5x, last vs. Charleston So. (12/21/25) | Assists | 6, 3x, last at Syracuse (2/20/25) | |
| 3, vs. Charleston So. (12/21/25) | Steals | 5, at N.C. A&T (11/12/24) | |
| 1, 2x, last at Boston College (12/29/25) | Blocks | 1, 6x, last at Boston College (12/29/25) | |
| 35, at Notre Dame (1/11/26) | Minutes | 42, at Duke (2/11/24) | CAREER |
| SEASON 10 | RENIYA KELLY Jr. G 5-7 Hoover, Ala. | | |



| | | | |
|--|---|--|---------------|
| 2, 2x, last vs. UNCW (12/17/25) | Points | 5, at Boston College (2/29/24) | |
| 2, vs. UNCG (11/23/25) | Rebounds | 2, vs. UNCG (11/23/25) | |
| 1, 3x, last at Florida State (1/18/26) | Assists | 1, 4x, last at Florida State (1/18/26) | |
| 1, 2x, last at Boston College (12/29/25) | Steals | 1, 4x, last at Boston College (12/29/25) | |
| -- | Blocks | -- | |
| 8, vs. NC Central (11/3/25) | Minutes | 9, at Boston College (2/29/24) | CAREER |
| SEASON 15 | SYDNEY BARKER Jr. G 5-7 Durham, N.C. | | |



| | | | |
|--|--|--|---------------|
| 16, 2x, last vs. Charleston So. (12/21/25) | Points | 19, vs. Colgate (11/10/24) | |
| 8, vs. Elon (11/6/25) | Rebounds | 8, vs. Elon (11/6/25) | |
| 4, 5x, last at Boston College (12/29/25) | Assists | 11, vs. Arkansas (11/17/24) | |
| 4, at Boston College (12/29/25) | Steals | 4, at Boston College (12/29/25) | |
| 1, 2x, last at Florida State (1/18/26) | Blocks | 1, 5x, last at Florida State (1/18/26) | |
| 36, vs. Columbia (11/29/25) | Minutes | 36, vs. Columbia (11/29/25) | CAREER |
| SEASON 17 | ELINA AARNISALO So. G 5-10 Helsinki, Finland UCLA | | |



| | | | |
|---------------------------------|--|---------------------------------|---------------|
| 19, vs. UNCG (11/23/25) | Points | 19, vs. UNCG (11/23/25) | |
| 12, vs. Elon (11/6/25) | Rebounds | 12, vs. Elon (11/6/25) | |
| 4, vs. UNCG (11/23/25) | Assists | 4, vs. UNCG (11/23/25) | |
| 3, vs. UNCG (11/23/25) | Steals | 3, 2x, last vs. UNCG (11/23/25) | |
| 4, 2x, last vs. UNCW (12/17/25) | Blocks | 4, 2x, last vs. UNCW (12/17/25) | |
| 39 vs. Stanford (1/4/26) | Minutes | 39 vs. Stanford (1/4/26) | CAREER |
| SEASON 21 | CIERA TOOMEY R-So. F 6-4 Dunmore, Pa. | | |



| | | | |
|--------------------------------|---|---------------------------------|---------------|
| 17, at Texas (12/4/25) | Points | 17, 2x, last at Texas (12/4/24) | |
| 12, vs. SDSU (11/27/25) | Rebounds | 12, vs. SDSU (11/27/25) | |
| 7, vs. Kansas State (11/28/25) | Assists | 7, vs. Kansas State (11/28/25) | |
| 10, vs. SDSU (11/27/25) | Steals | 10, vs. SDSU (11/27/25) | |
| 3, at Notre Dame (1/11/26) | Blocks | 3, at Notre Dame (1/11/26) | |
| 36 vs. Stanford (1/4/26) | Minutes | 36 vs. Stanford (1/4/26) | CAREER |
| SEASON 24 | INDYA NIVAR Sr. G 5-10 Apex, N.C. Stanford | | |



| | | | |
|----------------------------------|--|----------------------------------|---------------|
| 10, vs. Miami (1/15/26) | Points | 10, vs. Miami (1/15/26) | |
| 6, 3x, last vs. Miami (1/15/26) | Rebounds | 6, 3x, last vs. Miami (1/15/26) | |
| 4, vs. Charleston So. (12/21/25) | Assists | 4, vs. Charleston So. (12/21/25) | |
| 2, vs. NC Central (11/3/25) | Steals | 2, vs. NC Central (11/3/25) | |
| -- | Blocks | -- | |
| 16, vs. Miami (1/15/26) | Minutes | 16, vs. Miami (1/15/26) | CAREER |
| SEASON 26 | TAISSA QUEIROZ Fr. G 6-1 Belo Horizonte, Brazil | | |



| | | | |
|----------------------------------|--|---------------------------------|---------------|
| 8, vs. UNCW (12/17/25) | Points | 8, 2x, last vs. UNCW (12/17/25) | |
| 5, vs. UNCW (12/17/25) | Rebounds | 10, vs. UNCW (11/7/24) | |
| 2, vs. UNCW (12/17/25) | Assists | 3, vs. NC Central (11/29/24) | |
| 2, vs. Charleston So. (12/21/25) | Steals | 3, vs. NC Central (11/29/24) | |
| -- | Blocks | 4, vs. NC Central (11/29/24) | |
| 16, vs. UNCW (12/17/25) | Minutes | 24, vs. Duke (1/9/25) | CAREER |
| SEASON 34 | BLANCA THOMAS So. C 6-5 Charlotte, N.C. | | |

| | 2025-26 | Career |
|--|---------|--------|
| Nyla Harris | 2 | 10 |
| <ul style="list-style-type: none"> • 13 pts, 10 rbs (1/1/6 - California) • 12 pts, 10 rbs (11/3/25 - NC Central) • 10 pts, 11 rbs (1/16/25 - Syracuse) • 14 pts, 10 rbs (12/12/24 - Grambling State) • 11 pts, 15 rbs (2/29/24 - Florida State) • 22 pts, 11 rbs (2/11/24 - at Syracuse) • 19 pts, 10 rbs (2/8/24 - Notre Dame) • 18 pts, 14 rbs (2/1/24 - Syracuse) • 13 pts, 12 rbs (12/31/23 - at Miami) • 13 pts, 11 rbs (11/12/23 - DePaul) | | |

| | | |
|--|---|---|
| Indya Nivar | 1 | 2 |
| <ul style="list-style-type: none"> • 14 pts, 10 rbs (11/20/25 - at N.C. A&T) • 17 pts, 11 rbs (11/8/23 - Gardner-Webb) | | |

| | | |
|---|---|---|
| Ciera Toomey | 1 | 1 |
| <ul style="list-style-type: none"> • 13 pts, 11 rbs (11/3/25 - NC Central) | | |

CURRENT STREAKS

| | |
|------------------------------|--------|
| Overall | Won 2 |
| Unranked teams anywhere | Won 2 |
| Ranked teams anywhere | Lost 4 |
| Home | Won 1 |
| Home ACC | Won 1 |
| Home non-conference | Won 15 |
| Home unranked non-conference | Won 34 |
| Home ranked teams | Lost 1 |
| Home unranked teams | Won 1 |
| Road | Won 1 |
| Road ACC | Won 1 |
| Road ranked teams | Lost 2 |
| Road unranked teams | Won 1 |
| Neutral | Won 4 |
| Neutral ranked teams | Lost 2 |
| Neutral unranked teams | Won 10 |

CONSECUTIVE MADE FREE THROWS (ACTIVE STREAK)

| | |
|-------------------|---|
| Nyla Harris | 7 |
| Indya Nivar | 5 |
| Elina Aarnisalo | 5 |
| Taissa Queiroz | 3 |
| Reniya Kelly | 3 |
| Lanie Grant | 3 |
| Jordan Zubich | 2 |
| Nyla Brooks | 2 |
| Taliyah Henderson | 1 |

CONSECUTIVE GAMES WITH A THREE-POINT FIELD GOAL

| | |
|-----------------|---|
| Lanie Grant | 9 |
| Reniya Kelly | 3 |
| Elina Aarnisalo | 2 |
| Ciera Toomey | 1 |
| Nyla Brooks | 1 |
| Liza Astakhova | 1 |
| Jordan Zubich | 1 |

COURTNEY BANGHART

Head Coach • Seventh Season at UNC, 19th Season as a Head Coach



The 2025-26 season is the seventh at UNC for head coach Courtney Banghart, who has transformed the Tar Heel roster and led the team to NCAA Tournament appearances in each of the past five seasons, with a Sweet 16 appearance in 2022 and 2025.

Banghart was announced on April 30, 2019, as North Carolina's fourth head women's basketball coach, and the first new face in the position since 1986. She came to Chapel Hill after 12 years as the head coach at Princeton, where her teams won seven Ivy League crowns and made eight NCAA Tournament appearances. (Before her arrival, Princeton hadn't reached the tournament even once.)

A New Hampshire native, Banghart was a three-year starter at Dartmouth, where she twice earned All-Ivy honors. She drained a then-Ivy League record in career three-pointers (273) and as a senior competed in the three-point shooting contest at Butler's Hinkle Fieldhouse during the men's Final Four in Indianapolis.

Including a WNIT appearance at Princeton, Banghart has led her teams to 14 postseason appearances in 18 seasons as a head coach.

More on Banghart

- Led UNC to a No. 3 seed in the 2025 NCAA Tournament, hosting postseason basketball in Chapel Hill for the first time since 2015.
- She was the 2015 Naismith National Coach of the Year and is the only current ACC coach to have won that honor.
- A player she coached was picked in the top 10 in back-to-back WNBA Drafts (Stephanie Watts from UNC 10th in 2021, Bella Alarie from Princeton 5th in 2020)
- In 2015 she was named to Fortune's list of the World's 50 Greatest Leaders. Also on the list that year: Pope Francis, Bill and Melinda Gates, Chief Justice John Roberts Jr., LeBron James, Elon Musk and Taylor Swift.
- She holds a bachelor's degree in neuroscience and a master's degree in writing and leadership, both from Dartmouth. Her graduate thesis was on sport leadership.
- She hitchhiked through Alaska after college (after ditching the outdoor leadership course in which she was enrolled) and has bungeed off a jump in Switzerland that was then the highest in the world.
- Right around the time she got the Princeton job, she and her brother were finalists to appear on "The Amazing Race."
- A four-time soccer state champion in high school, she planned to play that sport at Dartmouth until a coaching change made her rethink her path and talk the women's basketball coach into giving her a spot. (She also won two high school state titles in basketball and three in tennis.)

Banghart Year-By-Year

| Princeton | |
|-----------|---------|
| 2007-08 | 7-23 |
| 2008-09 | 14-14 |
| 2009-10* | 26-3 |
| 2010-11* | 24-5 |
| 2011-12* | 24-5 |
| 2012-13* | 22-7 |
| 2013-14 | 21-9 |
| 2014-15* | 31-1 |
| 2015-16* | 23-6 |
| 2016-17 | 16-14 |
| 2017-18* | 24-6 |
| 2018-19* | 22-10 |
| Total | 254-103 |

| UNC | |
|----------|--------------------|
| 2019-20 | 16-14 (7-11 ACC) |
| 2020-21* | 13-11 (8-9 ACC) |
| 2021-22* | 25-7 (13-5 ACC) |
| 2022-23* | 22-11 (11-7 ACC) |
| 2023-24* | 20-13 (11-7 ACC) |
| 2024-25* | 29-8 (13-5 ACC) |
| 2025-26 | 15-5 (4-3 ACC) |
| Total | 140-69 (67-48 ACC) |

| | |
|--------|---------|
| Career | 394-172 |
|--------|---------|

* – NCAA Tourn. appearances
• 13 in 18 seasons as a head coach, all in the past 15 years

FAST FACTS-HISTORY

Carolina Women's Basketball

| | |
|--|---------------------------------------|
| Head Coach..... | Courtney Banghart (7th season at UNC) |
| Record at UNC..... | 140-69 (67-48 ACC), seventh season |
| Career record..... | 394-172, 19th season |
| Associate Head Coach | Joanne Aluka-White |
| Assistant Coach | Cory McNeill |
| Assistant Coach | Katherine Bixby |
| Assistant Coach | Daniel Metzfeld |
| Assistant Coach | Lexi Weger |
| Director of Operations | Shellie Greenman |
| General Manager/Special Assistant to the Head Coach..... | Liz Roberts |
| Assistant Director of Recruiting..... | Jaelynn Murray |
| Home Facility..... | Carmichael Arena (Cap. 6,319) |

Carolina Program History

| | |
|--|--|
| First season as a varsity program | 1974-75 |
| All-time overall record..... | 1,109-524 |
| All-time ACC record..... | 434-293 |
| ACC Championships | Nine (tied for most among current conference teams) |
| | 1984, 1994, 1995, 1997, 1998, 2005, 2006, 2007, 2008 |
| ACC Tournament record..... | 65-39 |
| NCAA Tournament appearances..... | 32 (most in the ACC) |
| All-time NCAA Tournament record..... | 53-31 |
| NCAA Championships..... | One (1994) |
| Most recent NCAA Tournament appearance | 2025 |

Team Information

| | |
|---------------------------|--|
| 2024-25 record..... | 29-8 (13-5 ACC) |
| 2025 ACC Tournament..... | Semifinal |
| | L, 55-66 to #1 NC State in Semifinal |
| 2024 NCAA Tournament..... | No. 3 seed in the Birmingham 2 Region, Sweet 16 |
| | 1st round: W, 70-49 vs. 14th-seeded Oregon State (Chapel Hill, N.C.) |
| | 2nd round: W, 58-47 vs. 6th-seeded West Virginia (Chapel Hill, N.C.) |
| | Sweet 16: L, 38-47 vs. 2nd-seeded Duke (Birmingham, Ala.) |

Roster Breakdown

| | |
|---|-----|
| Starters returning (2024-25 averages) | Two |
| Reniya Kelly (Jr., G, 9.6 ppg, 2.7 rpg, 2.1 apg -- 33 GP/33 GS) | |
| Indya Nivar (Sr., G, 8.3 ppg, 4.5 rpg, 2.0 spg -- 34 GP/34 GS) | |

| | |
|---|-------|
| Letterwinners returning | Eight |
| Reniya Kelly (Jr., G, 9.6 ppg, 2.7 rpg - 33 GP) | |
| Indya Nivar (Sr., G, 8.3 ppg, 4.5 rpg - 34 GP) | |
| Lanie Grant (So., G, 7.3 ppg, 1.8 rpg - 37 GP) | |
| Ciera Toomey (R-So., F, 3.2 ppg, 2.2 rpg - 32 GP) | |
| Laila Hull (R-So., G, 2.6 ppg, 1.6 rpg - 23 GP) | |
| Blanca Thomas (So., C, 2.4 ppg, 3.5 rpg - 33 GP) | |
| Sydney Barker (Jr., G, 1.7 ppg, 0.2 rpg - 9 GP) | |
| Jordan Zubich (So., G, 1.5 ppg, 0.3 rpg - 17 GP) | |

| | |
|---|-----|
| Newcomers | Six |
| Elina Aarnisalo (So., G, Helsinki, Finland / Mäkeläinrinne Upper Secondary School / UCLA) | |
| Liza Astakhova (Fr., F, Moscow, Russia / Znaika School Russian Federation) | |
| Nyla Brooks (Fr., G, Waldorf, Md. / Bishop Ireton) | |
| Nyla Harris (Sr., F, Orlando, Fla. / Lake Highland Prep / Louisville) | |
| Taliyah Henderson (Fr., G, Vail, Ariz. / Vail) | |
| Taissa Quieroz (Fr., G., Belo Horizonte, Brazil / Cardinal Newman) | |

| | |
|---|-------|
| Starters lost..... | Three |
| Alyssa Ustby (Gr., F, 10.9 ppg, 9.5 rpg, 2.8 apg, 1.2 spg) | |
| Maria Gakdeng (Sr., C, 10.8 ppg, 7.6 rpg, 0.8 apg, 1.1 bpg) | |
| Lexi Donarski (Gr., G, 10.7 ppg, 1.9 rpg, 1.4 apg, 1.2 spg) | |

| | |
|---|-----|
| Letterwinners lost..... | Six |
| Alyssa Ustby (Gr., F, 10.9 ppg, 9.5 rpg, 2.8 apg, 1.2 spg) - Graduation | |
| Maria Gakdeng (Sr., C, 10.8 ppg, 7.6 rpg, 0.8 apg, 1.1 bpg) - Graduation | |
| Lexi Donarski (Gr., G, 10.7 ppg, 1.9 rpg, 1.4 apg, 1.2 spg) - Graduation | |
| Trayanna Crisp (Jr., G, 5.6 ppg, 1.5 rpg, 0.8 apg, 0.5 spg) - Transfer Portal | |
| Grace Townsend (Gr., G, 4.2 ppg, 2.1 rpg, 2.4 apg, 0.7 spg) - Graduation | |
| Kayla McPherson (R-Jr., G) - Medical Retirement | |



ACC WOMEN'S BASKETBALL STANDINGS

| SCHOOL | ACC | OVERALL |
|----------------|-----|---------|
| Louisville | 8-0 | 18-3 |
| Duke | 8-0 | 13-6 |
| Syracuse | 6-2 | 16-3 |
| NC State | 6-2 | 13-6 |
| Virginia | 5-3 | 13-5 |
| Stanford | 4-3 | 15-5 |
| North Carolina | 4-3 | 15-5 |
| Virginia Tech | 4-3 | 14-5 |
| Clemson | 4-3 | 13-6 |
| Notre Dame | 4-3 | 12-6 |
| Miami | 3-5 | 11-7 |
| Georgia Tech | 3-4 | 8-11 |
| California | 2-5 | 11-9 |
| Wake Forest | 2-6 | 12-8 |
| SMU | 1-6 | 8-11 |
| Pitt | 1-6 | 8-12 |
| Florida State | 1-6 | 6-13 |
| Boston College | 0-8 | 4-17 |

Standings as of Jan. 20

NORTH CAROLINA TEAM LEADERS

| | | |
|---------------------|------|-------------------|
| Scoring | 11.0 | Indya Nivar |
| Rebounds | 6.6 | Ciera Toomey |
| Assists | 74 | Indya Nivar |
| Steals | 61 | Indya Nivar |
| Blocks | 29 | Ciera Toomey |
| Field Goals | 90 | Ciera Toomey |
| Field Goal % | .627 | Taliyah Henderson |
| 3-Point FG | 37 | Nyla Brooks |
| 3-Point FG% | .393 | Nyla Brooks |
| Free Throws | 43 | Nyla Harris |
| Free Throw % | .840 | Elina Aarnisalo |

UNC'S RECORD WHEN ...

| | Overall | ACC |
|---|---------|-----|
| All games..... | 15-5 | 4-3 |
| At home..... | 8-2 | 2-2 |
| On the road..... | 3-2 | 2-1 |
| At a neutral site..... | 4-1 | 0-0 |
| vs. ranked opponents..... | 0-3 | 0-1 |
| Leading at the half..... | 13-1 | 2-1 |
| Trailing at the half..... | 2-4 | 2-2 |
| Tied at the half..... | 0-0 | 0-0 |
| Leading after first quarter..... | 13-4 | 3-2 |
| Trailing after first quarter..... | 2-1 | 1-1 |
| Tied after first quarter..... | 0-0 | 0-0 |
| Leading after third quarter..... | 14-1 | 4-1 |
| Trailing after third quarter..... | 1-4 | 0-2 |
| Tied after third quarter..... | 0-0 | 0-0 |
| Shooting 50% or better..... | 5-0 | 1-0 |
| Shooting between 40-49%..... | 8-2 | 2-1 |
| Shooting below 40%..... | 2-3 | 1-2 |
| Opponent shoots 50% or better..... | 1-1 | 0-0 |
| Opponent shoots between 40-49%..... | 4-4 | 1-3 |
| Opponent shoots below 40%..... | 10-0 | 3-0 |
| Carolina outrebounds its opponent..... | 14-1 | 4-0 |
| Carolina gets outrebounded..... | 1-4 | 0-3 |
| Teams are tied in rebounding..... | 0-0 | 0-0 |
| UNC bench outscores opponent bench..... | 14-1 | 4-1 |
| Opponent bench outscores UNC bench..... | 1-4 | 0-2 |
| Bench points are even..... | 0-0 | 0-0 |
| Scoring 50-59..... | 0-1 | 0-1 |
| Scoring 60-69..... | 0-3 | 0-1 |
| Scoring 70-79..... | 3-1 | 2-1 |
| Scoring 80-89..... | 7-0 | 1-0 |
| Scoring 90-99..... | 4-0 | 1-0 |
| Scoring 100 points or more..... | 0-0 | 0-0 |
| Allowing 50 points or less..... | 8-0 | 1-0 |
| Allowing 51-59 points..... | 2-0 | 2-0 |
| Allowing 60-69 points..... | 3-0 | 1-0 |
| Allowing 70-79 points..... | 2-4 | 0-3 |
| Allowing 80-89 points..... | 0-0 | 0-0 |
| Margin is 1-4 points..... | 0-0 | 0-0 |
| Margin is 5-9 points..... | 0-1 | 0-1 |
| Margin is 10-19 points..... | 6-3 | 2-1 |
| Margin is 20 points or more..... | 9-1 | 2-1 |
| Two Tar Heels in double figures..... | 0-0 | 0-0 |
| Three Tar Heels in double figures..... | 5-3 | 3-1 |
| Four Tar Heels in double figures..... | 4-0 | 1-0 |
| Five Tar Heels in double figures..... | 6-1 | 0-1 |
| Six Tar Heels in double figures..... | 0-0 | 0-0 |
| In November..... | 8-1 | 0-0 |
| In December..... | 4-2 | 1-1 |
| In January..... | 3-2 | 3-2 |
| In February..... | 0-0 | 0-0 |
| In March..... | 0-0 | 0-0 |

THE LAST TIME UNDER BANGHART....

Scoring 80+ 1/18/26 at Florida State
 Scoring 90+ 12/29/25 at Boston College
 Scoring 100+ 11/29/24 vs. N.C. Central
 Six players scoring 10+ 12/21/24 vs. Norfolk State
 Five players scoring 10+ 12/14/25 vs. Louisville
 Four players scoring 10+ 1/18/26 at Florida State
 Three players scoring 20+ 12/17/20 vs. Syracuse
 Two players scoring 20+ 12/31/23 vs. Clemson
 No player scores 10+ 3/28/25 vs. Duke
 Scored fewer than 50 points 3/28/25 vs. Duke
 Held opponent under 50 points 12/17/25 vs. UNCW
 Beat a team by 25+ in consecutive seasons 12/8/24 and 11/23/25 vs. UNCG

Shooting 55% 12/29/25 at Boston College
 Shooting 50% 11/28/25 vs. Kansas State
 Team hits 10+ threes 1/18/26 at Florida State
 One player hits 7+ threes 3/22/21 vs. Alabama (Watts)
 One player hits 6+ threes 12/21/25 vs. Charleston So.

(Brooks)
 One player hits 5+ threes 3/22/25 vs. Oregon State
 (Donarski)

Shot 100% at FT line 1/18/26 at Florida State
 Shot 90% at FT line 2/1/24 at NC State
 Shot 80% at FT line with at least 10 shots 12/4/25 at Texas
 Made 10+ FT 1/15/26 vs. Miami
 Made 15+ FT 1/4/26 vs. Stanford
 Made 20+ FT 12/21/24 vs. Norfolk State
 One player hits 10+ FT 2/4/24 vs. Virginia Tech (Kelly)

Forcing 20+ TO 1/4/26 vs. Stanford
 Forcing 15+ TO 1/18/26 at Florida State
 Forced 20+ TO in three straight games 11/20/25-11/27/25
 Held opponent below 20% from field 1/16/25 at SMU
 Held opponent below 25% from field 12/29/25 at Boston College
 Held opponent below 30% from field 1/18/26 at Florida State

One player scores 40+ N/A
 One player scores 35+ N/A
 One player scores 30+ 2/9/23 - Deja Kelly at Syracuse (32)
 One player scores 25+ 3/2/25 - Maria Gakdeng vs. Virginia (25)

Consecutive 20+ point games for one player 2/13/25 vs. Virginia Tech (20) & 2/16/24 vs. NC State (23) (Kelly)

Buzzer-beating shot to win game N/A
 One player played all 40 minutes (or 45 if OT) 2/20/25 at Syracuse (Donarski)

One player with 5+ steals 1/1/26 vs. California (Harris)
 One player with 10+ assists 12/15/24 vs. Georgia Tech (Ustby)

One player with 5+ blocks 12/7/25 vs. Boston University (Toomey)

Two players with 10+ rebounds 11/3/25 vs. NC Central (Toomey/Harris)

One player with 15+ rebounds 3/7/25 vs. Florida State (Gakdeng/Ustby)

Two players with 10+ pts, 5+ reb, 5+ assists 11/27/25 vs. South Dakota State (Nivar)

One player with a triple-double 11/27/25 vs. South Dakota State (Nivar)

Three players with a double-double 12/5/19 vs. Illinois (Bailey/Bennett/Koenen)

Two players with a double-double 11/3/25 vs. NC Central (Toomey/Harris)

One player with double-double 1/1/26 vs. California (Harris)

Player scores 10+ in their Carolina debut 11/3/25 vs. NC Central (Aarnisalo/Brooks/Harris)

15-20 assists 1/18/26 at Florida State
 21-25 assists 12/29/25 at Boston College
 25+ assists 11/29/24 vs. NC Central

10-14 steals 1/11/26 at Notre Dame
 15+ steals 11/27/25 vs. South Dakota State

10+ blocks 11/29/24 vs. N.C. Central
 60+ team rebounds 11/16/22 vs. South Carolina State

50+ team rebounds 12/17/25 vs. UNCW
 Held an opponent to single digits in a half 11/17/21 vs. Appalachian State

Held an opponent below 20 points in a half 1/18/26 at Florida State
 Held an opponent below 20 points in a first half 1/18/26 at Florida State

Held an opponent to two points or fewer in multiple quarters 11/16/22 vs. South Carolina State

Win while trailing at halftime 1/15/26 vs. Miami
 Consecutive wins when trailing at halftime 11/24/22 vs. Oregon & 11/27/22 vs. Iowa State

Win while trailing after third quarter 2/23/25 at Louisville
 Lose while leading at halftime 1/4/26 vs. Stanford

Lose while leading after third quarter 1/4/26 vs. Stanford

Beat a Top 5 Team 1/8/23 vs. #4 Notre Dame
 Beat a Top 10 Team 2/16/25 vs. #10 NC State

Beat a Top 15 Team 1/9/25 vs. #14 Duke
 Beat a Top 20 Team 3/24/25 vs. #16 West Virginia

Beat a Top 25 Team 3/7/25 vs. #22 Florida State
 Beat a Top 5 Team on road 2/10/14 at #3 Duke

Beat a Top 10 Team on road 2/3/19 at #7 NC State
 Beat a Top 15 Team on road 2/26/23 at #11 Duke

Beat a Top 20 Team on road 1/30/25 at #19 California
 Beat a Top 25 Team on road 1/7/24 at #16 Notre Dame

Played an overtime game 1/4/26 vs. Stanford
 Won an overtime game 1/9/25 vs. Duke

Lost an overtime game 1/4/26 vs. Stanford
 Played a 2+ OT game 12/4/14 at Rutgers (2OT)

Season-Opening Win 11/3/25 vs. NC Central
 Home-Opening Win 11/3/25 vs. NC Central

ACC-Opening Win 12/31/23 vs. Clemson
 ACC-Home Opening Win 12/31/23 vs. Clemson

ACC-Road Opening Win 12/29/25 at Boston College
 ACC-Opening Win at Home 12/31/23 vs. Clemson

ACC-Opening Win on Road 12/19/21 at Boston College

BANGHART ERA SINGLE-GAME RECORDS

SHOOTING

| | |
|---------------------------------|--|
| FG PCT | 66.1% vs. UNCG, 11/23/25 |
| FG PCT in a Half | 75.0% vs. Duke (1H), 1/19/23 |
| FG PCT in a Quarter | 90.0% vs. Duke (3Q), 1/19/23 |
| FG PCT Disparity in Halves..... | 47% (75% vs. 28%) vs. Duke, 1/19/23 |
| FG Made | 46 vs. NC Central, 11/29/24 |
| FG Attempted | 86 vs. Appalachian State, 11/17/21 |
| 3PT PCT | 66.7% vs. James Madison, 11/17/21 |
| 3PT Made | 14, 3x, last vs. Kansas State, 11/28/25 |
| 3PT Attempted | 44 vs. Charleston Southern, 11/15/19 |
| Missed Threes | 30 vs. Charleston Southern, 11/15/19 |
| FT Percent | 100%, 5x, last at Florida State, 1/18/26 |
| FT Made | 28 vs. Alabama State, 12/21/21 |
| FT Attempted | 43 vs. Alabama State, 12/21/21 |

SCORING

| | |
|---|--|
| Points | 119 vs. NC Central, 11/29/24 |
| Points in a Half | 65 vs. NC Central (1H), 11/29/24 |
| Points in a Quarter | 40 vs. Gardner-Webb (3Q), 11/18/23 |
| Points in a First Half | 65 vs. NC Central, 11/29/24 |
| Points in a Second Half | 57, 2x, last vs. Gardner-Webb, 11/8/23 |
| Points, ACC Game | 92 vs. Syracuse, 12/17/20 |
| Margin of Victory | 76 vs. NC Central, 11/29/24 |
| Margin of Victory, ACC Game | 51 at Boston College, 12/29/25 |
| Players Scoring in Double Figures | 6, 7x, last vs. Norfolk State 12/21/24 |

DEFENSIVE

| | |
|---|---|
| Fewest Points Allowed | 25 vs. South Carolina State, 11/26/22 |
| Fewest Points in a Half Allowed | 7 vs. Appalachian State (1H), 11/17/21 |
| Fewest in a Quarter Allowed | 1 vs. South Carolina State (1Q), 11/16/22 |
| Fewest Points in a First Half Allowed | 7 vs. Appalachian State, 11/17/21 |
| Fewest Points in a Second Half | 10 vs. South Carolina State, 11/16/22 |
| Fewest Points Allowed, ACC Game | 33 at SMU, 1/16/25 |

TEAM STATS

| | |
|----------------------------|--|
| Assists | 28 vs. NC Central, 11/29/24 |
| Blocks | 11, 2x, last vs. NC Central, 11/29/24 |
| Bench Points | 57 vs. High Point, 11/19/20 |
| Fast Break Points | 29 at Syracuse, 1/19/21 |
| Fouls | 25, 2x last vs. South Carolina, 11/30/23 |
| Points in the Paint | 70 vs. NC Central, 11/29/24 |
| Rebounds | 67 vs. South Carolina State, 11/16/22 |
| Offensive Rebounds | 29 vs. South Carolina State, 11/16/22 |
| Defensive Rebounds | 40, 2x, last vs. Miami, 2/6/22 |
| Second Chance Points | 28, 3x, last vs. Gardner-Webb, 11/8/23 |
| Steals | 19, 2x, last vs. Elon, 11/6/25 |

| | |
|----------------------------|------------------------------------|
| Turnovers Forced | 36 vs. North Carolina A&T, 11/9/21 |
| Turnovers Committed | 26 vs. Duke, 1/9/25 |
| Points off Turnovers | 44 vs. Gardner-Webb, 11/8/23 |

INDIVIDUAL PERFORMANCES

| | |
|-------------------------------------|--|
| Individual Points | 32, Deja Kelly at Syracuse, 2/9/23 |
| Individual FGM | 13, Deja Kelly at Syracuse, 2/9/23 |
| Individual FG Attempted | 26, Madinah Muhammad at Wake Forest, 2/23/20 |
| Individual 3PT Made | 7, Stephanie White vs. Alabama, 3/22/21 |
| Individual 3PT Attempted | 15, Lexi Donarski vs. Clemson, 12/31/23 |
| Individual FT Made | 14, Deja Kelly vs. Louisville, 1/21/24 |
| Individual Rebounds | 18, 3x, last Alyssa Ustby vs. Florida State (3/7/25) |
| Individual Offensive Rebounds | 12, Malu Tshitenge vs. Charleston Southern, 11/15/19 |
| Individual Defensive Rebounds | 16, Alyssa Ustby at SMU, 1/16/25 |
| Individual Assists | 10, 5x, last Alyssa Ustby vs. Georgia Tech, 12/15/24 |
| Individual Blocks | 7, Alyssa Ustby vs. Louisville, 1/21/24 |
| Individual Steals | 10, Indya Nivar vs. South Dakota State, 11/27/25 |
| Individual Minutes Played | 45, 7x, last Lexi Donarski at Duke, 2/11/24 |

MISCELLANEOUS TEAM

| | |
|---------------------------------------|--|
| Home Crowd | 6,336 vs. NC Central, 11/3/25 |
| Overall Crowd | 14,266, at South Carolina, 3/24/24 |
| Deficit Overcome | 21 vs. High Point, 11/29/20 |
| Deficit Overcome vs. Power Four | 17 vs. Iowa State, 11/27/22 |
| Time Trailing in a Win | 36:02, at Louisville, 2/23/25 |
| Lead | 77 vs. NC Central, 11/29/24 |
| Lead in a Loss | 18 vs. Virginia (3/2/25) |
| Lowest FG% in a Win | 29.7% vs. NC State, 1/5/23 |
| Scoring Margin in a Half | 40, 3x, last vs. Miami (1H), 2/6/22 |
| Scoring Margin in a Quarter | 31 vs. South Carolina State (1Q), 11/16/22 |

SINGLE-GAME RECORDS - INDIVIDUAL

Points

42 Tracy Reid Virginia 1/15/98

Field Goals Made

19 Tresa Brown Fairleigh Dickinson 1/9/84

Field Goals Attempted

30 Dawn Royster at Radford 11/29/84
Pam Leake vs. Georgia 12/27/85

Three-Point Field Goals Made

10 Stephanie Watts Charleston Southern 11/22/16

Three-Point Field Goals Attempted

17 Italee Lucas at Virginia 2/15/10

Free Throws Made

16 Tonya Sampson Maryland 1/23/93
Tonya Sampson Virginia 2/3/93

Free Throws Attempted

21 Tonya Sampson Virginia 2/3/93

Rebounds

26 Dawn Royster Delaware State 11/20/84

Assists

16 Coretta Brown N.C. A&T 11/21/00

Blocked Shots

9 LaToya Pringle Wofford 12/6/06

Steals

10 Pam Leake Clemson 1/24/85
10 Indya Nivar vs. South Dakota State 11/27/25

SINGLE-GAME RECORDS - TEAM

Points

124 New Orleans 12/16/13

Field Goals Made

53 vs. Mercer 11/29/85

Field Goals Attempted

100 vs. East Carolina 2/26/77

Field Goal Percentage

66.2% (45-68) UM-Eastern Shore 11/25/85

Three-Point Field Goals Made

14 Navy 12/6/91
vs. Gonzaga 11/25/06
vs. New Orleans 12/16/13
at Duke 3/1/15
Charleston Southern 11/22/16
NC State 1/29/17
Georgia Tech 2/16/17
UNCW 12/5/18
Georgia Tech 1/31/19
Charleston Southern 11/15/19
Norfolk State 12/21/24
vs. Kansas State 11/28/25

Three-Point Field Goals Attempted

44 Charleston So. 11/15/19

Free Throws Made

37 vs. Georgia Southern 3/16/94

Free Throws Attempted

48 vs. Georgia Southern 3/16/94

Highest Free Throw Percentage * 10 or more made

100% (16-16) at UCLA 12/31/87
100% (10-10) Miami 1/15/26

Rebounds

73 vs. Clemson 2/5/76

Assists

37 Duke 2/21/97

Blocked Shots

14 Winthrop 2/1/94
Winston-Salem State 11/12/06

Steals

34 Coastal Carolina 12/8/93

SINGLE-GAME RECORDS - OPPONENT

Points

48 Mimi McKinney Virginia 1/15/98

Fewest Points Scored - TEAM

21 Savannah State 12/29/11
NC Central 12/12/12

Field Goals Made

20 Barbara Kennedy Clemson 2/20/82

Field Goals Attempted

33 Barbara Kennedy Clemson 2/20/82

Three-Point Field Goals Made

8 Ashley Holliday Kennesaw State 11/27/11
Imani Wright at Florida State 12/31/17
Gabrielle Cooper Syracuse 2/22/18

Three-Point Field Goals Attempted

20 Jaleesa Ross Fresno State 3/19/11

Free Throws Made

20 Shay Doron Maryland 1/9/05

Free Throws Attempted

22 Shay Doron Maryland 1/9/05
Jeanette Jackson Prarie View A&M

Rebounds

25 Ta'Shia Phillips Xavier 11/19/08

Assists

17 Suzie McConnell Penn State 3/17/85

Blocked Shots

8 Genia Beasley NC State 1/24/79
Anne Donovan Old Dominion 1/30/80
Alison Bales Duke 2/25/06
Khadija Faye at Pittsburgh 1/19/25
Makayla Timpson Florida State 3/7/25

Steals

10 Nancy Lieberman Old Dominion 1/30/80

GAME-BY-GAME CATEGORY LEADERS

| Date | Opponent | Result | Points | Rebounds | Assists | Steals | Blocks | Minutes |
|-------|----------------------|--------------|-----------------------|-------------------|----------------------|---------------|----------------------|-------------------|
| 11/3 | NC Central | W, 90-42 | 15 (Brooks) | 11 (Toomey) | 3 (Aarnisalo) | 4 (Nivar) | 4 (Toomey) | 27:49 (Aarnisalo) |
| 11/6 | Elon | W, 71-37 | 13 (Nivar) | 12 (Toomey) | 4 (Aarnisalo/Brooks) | 6 (Nivar) | 2 (Harris) | 28:11 (Aarnisalo) |
| 11/13 | vs. UCLA | L, 60-78 | 13 (Aarnisalo) | 6 (Toomey) | 4 (Kelly/Nivar) | 1 (5 players) | 1 (4 players) | 35:37 (Aarnisalo) |
| 11/15 | vs. Fairfield | W, 82-68 | 14 (Hull) | 7 (Harris) | 4 (Grant) | 4 (Nivar) | 1 (Brooks) | 28:16 (Grant) |
| 11/20 | at N.C. A&T | W, 85-50 | 14 (Brooks & Nivar) | 10 (Nivar) | 3 (3 players) | 3 (2 players) | 2 (Brooks/Nivar) | 26:05 (Toomey) |
| 11/23 | UNCG | W, 94-48 | 19 (Toomey) | 7 (Toomey) | 4 (3 players) | 3 (3 players) | 2 (Hull/Nivar) | 29:03 (Grant) |
| 11/27 | vs. South Dakota St. | W, 83-48 | 14 (Aarnisalo/Harris) | 12 (Nivar) | 5 (Nivar) | 10 (Nivar) | 2 (Nivar) | 31:16 (Nivar) |
| 11/28 | vs. Kansas State | W, 85-73 | 15 (Grant) | 7 (Harris/Toomey) | 7 (Nivar) | 4 (Nivar) | 1 (Brooks) | 34:05 (Grant) |
| 11/29 | vs. Columbia | W, 80-63 | 19 (Grant) | 6 (Nivar) | 6 (Nivar) | 6 (Nivar) | -- | 36:03 (Aarnisalo) |
| 12/4 | at Texas | L (64-79) | 17 (Nivar) | 8 (Toomey) | 3 (Nivar) | 2 (Nivar) | 3 (Toomey) | 37:39 (Toomey) |
| 12/7 | Boston University | W (82-40) | 14 (Aarnisalo) | 9 (Harris) | 4 (3 players) | 4 (Henderson) | 5 (Toomey) | 29:48 (Grant) |
| 12/14 | Louisville | L (66-76 OT) | 13 (Henderson) | 9 (Harris) | 4 (Kelly) | 1 (3 players) | 1 (2 players) | 42:23 (Grant) |
| 12/17 | UNCW | W (84-34) | 16 (Brooks) | 9 (Nivar) | 3 (3 players) | 2 (2 players) | 4 (Toomey) | 20:36 (Toomey) |
| 12/21 | Charleston Southern | W (93-74) | 19 (Brooks) | 6 (2 players) | 6 (Nivar) | 3 (Kelly) | 2 (Thomas) | 29:44 (Aarnisalo) |
| 12/29 | at Boston College | W (91-39) | 19 (Harris) | 9 (Harris) | 5 (Grant) | 4 (Aarnisalo) | 2 (Toomey) | 21:32 (Toomey) |
| 1/1 | California | W (71-55) | 16 (Nivar) | 10 (Harris) | 6 (Nivar) | 5 (Harris) | 3 (Toomey) | 35:08 (Nivar) |
| 1/4 | Stanford | L (71-77 OT) | 18 (Harris) | 5 (Harris/Toomey) | 3 (4 players) | 4 (Nivar) | 1 (Harris/Toomey) | 39:43 (Toomey) |
| 1/11 | at Notre Dame | L, 50-73 | 14 (Harris) | 8 (Harris) | 2 (Brooks) | 3 (Nivar) | 3 (Nivar) | 35:32 (Nivar) |
| 1/15 | Miami | W (73-62) | 24 (Kelly) | 6 (Kelly/Queiroz) | 5 (Kelly) | 2 (Harris) | 1 (Toomey) | 33:49 (Kelly) |
| 1/18 | at Florida State | W, 82-55 | 14 (Grant) | 6 (Harris) | 6 (Nivar) | 1 (4 players) | 1 (Aarnisalo/Toomey) | 26:27 (Grant) |
| 1/22 | at Georgia Tech | | | | | | | |
| 1/25 | Syracuse | | | | | | | |
| 2/2 | at NC State | | | | | | | |
| 2/5 | Clemson | | | | | | | |
| 2/8 | at Wake Forest | | | | | | | |
| 2/12 | SMU | | | | | | | |
| 2/15 | at Duke | | | | | | | |
| 2/19 | at Virginia Tech | | | | | | | |
| 2/22 | Pittsburgh | | | | | | | |
| 2/26 | at Virginia | | | | | | | |
| 3/1 | Duke | | | | | | | |

STREAKS - SINGLE-GAME SUPERLATIVES

Record with Starting Lineup

Harris, Toomey, Kelly, Aarnisalo, Nivar --- 5-3
Harris, Toomey, Kelly, Grant, Nivar --- 5-1
Grant, Toomey, Kelly, Aarnisalo, Nivar --- 5-0
Harris, Toomey, Grant, Aarnisalo, Nivar --- 1-1

Games as leading scorer (or tied for lead)

| | 25-26 | Career* |
|-------------------|-------|---------|
| Reniya Kelly | 1 | 7 |
| Lanie Grant | 3 | 7 |
| Indya Nivar | 5 | 6 |
| Nyla Brooks | 5 | 5 |
| Elina Aarnisalo | 3 | 3 |
| Nyla Harris | 3 | 3 |
| Laila Hull | 1 | 2 |
| Ciera Toomey | 1 | 1 |
| Taliyah Henderson | 1 | 1 |

* -- at UNC

Double-Digit Scoring Games

| | 25-26 | Career* |
|-------------------|-------|---------|
| Indya Nivar | 16 | 36 |
| Reniya Kelly | 2 | 18 |
| Lanie Grant | 5 | 16 |
| Ciera Toomey | 13 | 15 |
| Nyla Harris | 13 | 13 |
| Nyla Brooks | 11 | 11 |
| Elina Aarnisalo | 10 | 10 |
| Taliyah Henderson | 4 | 4 |
| Laila Hull | 1 | 2 |
| Taissa Queiroz | 1 | 1 |

* -- at UNC

| 20+ point games | 25-26 | Career* |
|-----------------|-------|---------|
| Reniya Kelly | 1 | 4 |

* -- at UNC

| 30+ point games | 25-26 | Career* |
|-----------------|-------|---------|
|-----------------|-------|---------|

Games as leading rebounder (or tied)

| | 25-26 | Career* |
|-------------------|-------|---------|
| Indya Nivar | 4 | 9 |
| Nyla Harris | 9 | 9 |
| Ciera Toomey | 7 | 7 |
| Blanca Thomas | -- | 3 |
| Taissa Queiroz | 2 | 2 |
| Taliyah Henderson | 1 | 1 |
| Reniya Kelly | 1 | 1 |

* -- at UNC

Double-digit rebounding games

| | 25-26 | Career* |
|---------------|-------|---------|
| Indya Nivar | 2 | 4 |
| Ciera Toomey | 2 | 2 |
| Nyla Harris | 2 | 2 |
| Blanca Thomas | -- | 1 |

* -- at UNC

Games as leader in assists (or tied for lead)

| | 25-26 | Career* |
|-------------------|-------|---------|
| Indya Nivar | 14 | 25 |
| Reniya Kelly | 3 | 11 |
| Lanie Grant | 7 | 7 |
| Elina Aarnisalo | 4 | 4 |
| Ciera Toomey | 2 | 2 |
| Nyla Brooks | 2 | 2 |
| Taliyah Henderson | 1 | 1 |
| Taissa Queiroz | 1 | 1 |

* -- at UNC

| Double-Doubles | 25-26 | Career* |
|----------------|-------|---------|
| Nyla Harris | 2 | 2 |
| Indya Nivar | 1 | 2 |
| Ciera Toomey | 1 | 1 |

* -- at UNC

Consecutive games with a 3-pointer

| | |
|-----------------|---|
| Lanie Grant | 9 |
| Reniya Kelly | 3 |
| Elina Aarnisalo | 2 |
| Ciera Toomey | 1 |

| | |
|---------------|---|
| Nyla Brooks | 1 |
| Jordan Zubich | 1 |
| Liza Astakova | 1 |

Games Fouled Out (2025-26 season)

| | |
|-------------|---|
| Indya Nivar | 2 |
| Nyla Harris | 1 |

Largest UNC Lead

53 (4th quarter - 0:48 - at Boston College)

Largest UNC Lead in ACC play

53 (4th quarter - 0:48 - at Boston College)

Largest UNC Deficit

29 (4th quarter - 8:00 - Notre Dame)

Largest UNC Deficit after halftime

29 (4th quarter - 8:00 - Notre Dame)

Largest UNC Deficit in ACC play

29 (4th quarter - 8:00 - Notre Dame)

Largest UNC Lead in a Loss

7, 2x, last (2nd Quarter - 2:46 - Stanford)

Largest UNC Deficit in a Win

9 (1st quarter - 2:17 vs. Fairfield)

Largest UNC Deficit in an ACC win

5 (1st quarter - 0:17 - California)

Largest UNC Halftime Lead

32 (NC Central)

Largest UNC halftime lead in a loss

5 (Stanford)

Largest UNC haltime deficit

8 (at Texas)

Largest UNC haltime deficit in a win

2, 2x, last (Miami)

Highest UNC 1st half FG%

64.5% (at Boston College)

Lowest UNC 1st half FG%

30.3% (Elon)

Lowest UNC 1st half FG% vs ACC

34.4% (at Notre Dame)

Highest UNC 2nd half FG%

70.4% (UNCG)

Highest UNC 2nd half FG% vs ACC

51.5% (California)

Lowest UNC 2nd half FG %

30.3% (vs. UCLA)

Most Points by Carolina in a Quarter

30 (2nd quarter, NC Central)

Most Points by Carolina in an ACC Quarter

26 (2nd quarter - at Boston College)

Fewest Points by Carolina in a Quarter

5 (3rd quarter - at Notre Dame)

Most Points by Carolina in 1st Half

53 (NC Central)

Most Points by Carolina in ACC 1st Half

46 (at Boston College)

Fewest Points by Carolina in 1st Half

27 (at Notre Dame)

Fewest Points by Carolina in ACC 1st Half

27 (at Notre Dame)

Most Points by Carolina in 2nd Half

45, 3x, last (Columbia)

Most Points by Carolina in ACC 2nd Half

44, 2x, last (at Florida State)

Fewest Points by Carolina in 2nd Half

23 (at Notre Dame)

Most Points by Opponent in a Quarter

25 (4th quarter - Charleston So.)

Most by ACC Opponent in a Quarter

26 (1st quarter - Louisville)

Fewest Points by Opponent in a Quarter

4 (4th quarter - UNCW)

Fewest by ACC Opponent in a Quarter

5 (2nd quarter - Louisville)

Most Points by Opponent in 1st Half

39 (at Texas)

Most Points by ACC Opponent in 1st Half

38 (Louisville)

Fewest Points by Opponent in 1st Half

18, 2x, last (at Boston College)

Fewest Points by ACC Opponent in 1st Half

18 (at Boston College)

Most Points by Opponent in 2nd Half

49 (Charleston So.)

Most Points by ACC Opponent in 2nd Half

40 (at Notre Dame)

Fewest Points by Opponent in 2nd Half

16 (UNCW)

Fewest Points by ACC Opponent in 2nd Half

21, 2x, last (California)

HIGHS AND LOWS - TAR HEELS AND OPPONENTS

| | | |
|---|--|---|
| CAROLINA | High | Low |
| Points | 94 (UNCG, 11/23/25) | 50 (at Notre Dame, 1/11/26) |
| Points in the 1st half | 53 (NC Central, 11/3/25) | 27 (at Notre Dame, 1/11/26) |
| Points in the 2nd half | 45, 3x, last (Columbia, 11/29/25) | 23 (at Notre Dame, 1/11/26) |
| Points in a Quarter | 30 (2Q, NC Central, 11/3/25) | 5 (3Q, at Notre Dame, 1/11/26) |
| Scoring Margin | 51 (at Boston College, 12/29/25) | -23 (at Notre Dame, 1/11/26) |
| Field Goals | 39 (UNCG, 11/23/25) | 19 (at Notre Dame, 1/11/26) |
| Field Goal Attempts | 73, 2x, last (Miami, 1/15/26) | 49 (at Texas, 12/4/25) |
| FG Percentage | 66.1% (UNCG, 11/23/25) | 34.5% (at Notre Dame, 1/11/26) |
| FG Percentage in a Half | 70.4% (2H, UNCG, 11/23/25) | 30.3%, 2x, last (UCLA, 11/13/25) |
| FG Percentage in a Quarter | 76.9%, 2x, last (1Q, at Texas, 12/4/25) | 16.7% (3Q, at Notre Dame, 1/11/26) |
| 3-Point Field Goals | 14 (Kansas State, 11/28/25) | 2 (at Texas, 12/4/25) |
| 3-Point Attempts | 34 (at N.C. A&T, 11/20/25) | 11 (at Texas, 12/4/25) |
| 3-Point Percentage (min. 10 att.) | 80.0% (UNCG, 11/23/25) | 15.4% (Elon, 11/6/25) |
| 3-Point Percentage in a Half (min. 5 att.) | 75% (2H, UNCG, 11/23/25) | 0.0% 2x, last (2H, Stanford, 1/4/26) |
| 3-Point Percentage in a Quarter (min. 3 att.) | 80%, 2x, last (3Q, BU, 12/7/25) | 0.0%, 5x, last (4Q, Stanford, 1/4/26) |
| Free Throws Made | 18 (Stanford, 1/6/25) | 3, (UCLA, 11/13/25) |
| Free Throw Attempts | 30 (Stanford, 1/6/25) | 5, 2x, last (UNCG, 11/23/25) |
| FT Pct. (min. 10 att.) | 100%, 2x last (at Florida State, 1/18/26) | 33.3% (UNCW, 12/17/25) |
| Offensive Rebounds | 21 (Elon, 11/6/25) | 7, 2x, last (Stanford, 1/4/26) |
| Defensive Rebounds | 37, 2x, last (at Boston College, 12/29/25) | 18, 2x, last (Notre Dame, 1/11/26) |
| Total Rebounds | 54 (UNCW, 12/17/25) | 26 (Kansas State, 11/28/25) |
| Rebound Margin | +28 (NC Central, 11/3/25) | - 16 (UCLA, 11/13/25) |
| Assists | 24 (at Boston College, 12/29/25) | 6 (at Notre Dame, 1/11/26) |
| Turnovers | 22 (at Notre Dame, 1/11/26) | 9, 4x, last (Miami, 1/15/26) |
| Blocked Shots | 9 (UNCW, 1 2/17/25) | 0 (Columbia, 11/29/25) |
| Steals | 19 (Elon, 11/6/25) | 3 (Louisville, 12/14/25) |
| OPPONENTS | High | Low |
| Points | 79 (at Texas, 12/4/25) | 34 (UNCW, 12/17/25) |
| Points in a Half | 49 (2H, Charleston So., 12/21/25) | 16 (2H, UNCW, 12/17/25) |
| Points in a Quarter | 26 (1Q, Louisville, 12/14/25) | 4 (4Q, UNCW, 12/17/25) |
| Field Goals | 32 (UCLA, 11/13/25) | 13, 2x, last (at Boston College, 12/29/25) |
| Field Goal Attempts | 67 (Louisville, 12/14/25) | 45 (BU, 12/7/25) |
| FG Percentage | 56.3% (Kansas State, 11/28/25) | 21.3% (at Boston College, 12/29/25) |
| FG Percentage in a Half | 60.9% (2H, Kansas State, 11/28/25) | 16.7% (2H, UNCW, 12/17/25) |
| FG Percentage in a Quarter | 77.8% (4Q, Kansas State, 11/28/25) | 7.1% (4Q, UNCW, 12/17/25) |
| 3-Point Field Goals | 12 (Charleston So., 12/21/25) | 0 (at N.C. A&T, 11/20/25) |
| 3-Point Attempts | 32 (Miami, 1/15/26) | 6 (at N.C. A&T, 11/20/25) |
| 3-Point Percentage (min. 10 attempts) | 53.8% (Kansas State, 11/28/25) | 0.0% (at N.C. A&T, 11/20/25) |
| Free Throws Made | 17 (at Texas, 12/4/25) | 4, 2x, last (Cal, 1/1/26) |
| Free Throw Attempts | 31 (at N.C. A&T, 11/20/25) | 5, 2x, last (Cal, 1/1/26) |
| Offensive Rebounds | 17 (at Notre Dame, 1/11/26) | 2 (Charleston So., 12/21/25) |
| Defensive Rebounds | 33, 2x, last (Louisville, 12/14/25) | 11 (UNCG, 11/23/25) |
| Total Rebounds | 46 (UCLA, 11/13/25) | 20 (NC Central, 11/3/25) |
| Assists | 24 (UCLA, 11/13/25) | 4 (Miami, 1/15/26) |
| Turnovers | 27 (Elon, 11/6/25) | 8 (at Texas, 12/4/25) |
| Blocked Shots | 8 (Elon, 11/6/25) | 0, 2x, last (Stanford, 1/4/26) |
| Steals | 11, 3x, last (at Notre Dame, 1/11/26) | 1 (BU, 12/7/25) |
| INDIVIDUAL BESTS | North Carolina | Opponents |
| Points | 24-Reniya Kelly (Miami, 1/15/26) | 31-2x, last Hannah Hidalgo (at Notre Dame, 1/11/26) |
| Field Goals | 9-3x, last Reniya Kelly (Miami, 1/15/26) | 13-Hannah Hidalgo (at Notre Dame, 1/11/26) |
| Field Goal Attempts | 16-2x, last Nyla Brooks (Charleston So., 12/21/25) | 25-Hannah Hidalgo (at Notre Dame, 1/11/26) |
| Field Goal Percentage (min. 5 made) | 100%-3x, last Taliyah Henderson (Louisville, 12/14/25) | 75%-2x, last Izela Arena (Kansas State, 11/28/25) |
| 3-Point Field Goals | 6-Nyla Brooks (Charleston So., 12/21/25) | 4-3x, last Vanessa de Jesus (at Notre Dame, 1/11/26) |
| 3-Field Goal Attempts | 12-Nyla Brooks (Charleston So., 12/21/25) | 10-Gal Raviv (Miami, 1/15/26) |
| 3-Point Field Goal Pct (min. 2 made) | 100%-2x, last Taliyah Henderson (Louisville, 12/14/25) | 100%-Taryn Sides (Kansas State, 11/28/25) |
| Free Throws Made | 6-3x, last Nyla Harris (Stanford, 1/4/26) | 10-Madison Booker (at Texas, 12/4/25) |
| Free Throw Percentage (min. 4 made) | 100%-Lanie Grant (Elon, 11/6/25) | 100%-4x, last Jasmine Shavers (at Florida St, 1/18/26)) |
| Offensive Rebounds | 5-6x, last Nyla Harris (at Notre Dame, 1/11/26) | 6-Cassandra Prosper (at Notre Dame, 1/11/26) |
| Defensive Rebounds | 9-Indya Nivar (at N.C. A&T, 11/20/25) | 10-Danielle Osho (Miami, 1/15/26) |
| Total Rebounds | 12-2x, last Indya Nivar (South Dakota State, 11/27/25) | 14-Cassandra Prosper (at Notre Dame, 1/11/26) |
| Assists | 7-Indya Nivar (Kansas State, 11/28/25) | 8-2x, last Rori Harmon (at Texas, 12/4/25) |
| Turnovers | 7-Indya Nivar (Louisville, 12/14/25) | 8-Ashanti Fox (Elon, 11/6/25) |
| Blocked Shots | 5-Ciera Toomey (BU, 12/7/25) | 2-5x, last Iyanna Moore (at Notre Dame, 1/11/26) |
| Steals | 10-Indya Nivar (South Dakota State, 11/27/25) | 7-Hannah Hidalgo (at Notre Dame, 1/11/26) |
| Minutes Played | 42:23-Lanie Grant (Louisville, 12/14/25) | 42:40-Taijanna Roberts (Louisville, 12/14/25) |
| Minutes Played in OT | 42:23-Lanie Grant (Louisville, 12/14/25) | 42:40-Taijanna Roberts (Louisville, 12/14/25) |

STARTING LINEUPS -MINUTES PLAYED

| | | | | | |
|------------------------------|----------------|----------------|---------------|-------------------|---------------|
| 11/3 - NC Central | Harris (20:13) | Toomey (25:20) | Kelly (5:07) | Aarnisalo (27:49) | Nivar (21:26) |
| 11/6 - Elon | Harris (14:35) | Toomey (27:06) | Kelly (9:50) | Grant (27:04) | Nivar (26:14) |
| 11/13 - vs. UCLA | Harris (19:42) | Toomey (33:34) | Kelly (21:42) | Aarnisalo (35:37) | Nivar (33:17) |
| 11/15 - vs. Fairfield | Grant (28:16) | Toomey (17:07) | Kelly (25:13) | Aarnisalo (23:38) | Nivar (18:26) |
| 11/20 - at N.C. A&T | Harris (17:44) | Toomey (26:05) | Kelly (18:47) | Aarnisalo (23:47) | Nivar (24:03) |
| 11/23 - UNCG | Grant (29:03) | Toomey (22:03) | Kelly (21:23) | Aarnisalo (27:09) | Nivar (24:00) |
| 11/27 - vs. South Dakota St. | Grant (23:32) | Toomey (19:36) | Kelly (20:26) | Aarnisalo (28:45) | Nivar (31:36) |
| 11/28 - vs. Kansas State | Grant (34:05) | Toomey (18:44) | Kelly (31:55) | Aarnisalo (17:55) | Nivar (32:54) |
| 11/29 - vs. Columbia | Grant (35:51) | Toomey (25:28) | Kelly (23:09) | Aarnisalo (36:03) | Nivar (29:17) |
| 12/4 - at Texas | Harris (18:48) | Toomey (37:39) | Kelly (27:07) | Aarnisalo (31:13) | Nivar (33:44) |
| 12/7 - Boston U | Harris (19:32) | Toomey (19:21) | Grant (29:48) | Aarnisalo (27:21) | Nivar (26:13) |
| 12/14 - Louisville | Harris (24:20) | Toomey (31:03) | Grant (42:23) | Aarnisalo (23:13) | Nivar (33:33) |
| 12/17 - UNCW | Harris (16:17) | Toomey (20:36) | Kelly (13:33) | Aarnisalo (16:56) | Nivar (20:29) |
| 12/21 - Charleston So. | Harris (10:44) | Toomey (17:54) | Kelly (24:47) | Aarnisalo (29:44) | Nivar (29:39) |
| 12/29 - at Boston College | Harris (18:36) | Toomey (21:32) | Kelly (20:31) | Grant (19:26) | Nivar (17:37) |
| 1/1 - Cal | Harris (32:13) | Toomey (24:32) | Kelly (34:34) | Grant (20:33) | Nivar (35:08) |
| 1/4 - Stanford | Harris (29:13) | Toomey (39:43) | Kelly (26:39) | Aarnisalo (33:54) | Nivar (36:35) |
| 1/11 - at Notre Dame | Harris (30:05) | Toomey (12:14) | Kelly (35:32) | Grant (31:04) | Nivar (26:06) |
| 1/15 - Miami | Harris (24:29) | Toomey (24:22) | Kelly (33:49) | Grant (22:02) | Nivar (28:18) |
| 1/18 - at Florida State | Harris (24:03) | Toomey (18:13) | Kelly (23:24) | Grant (26:27) | Nivar (22:22) |
| 1/22 - at Georgia Tech | | | | | |
| 1/25 - Syracuse | | | | | |
| 2/2 - at NC State | | | | | |
| 2/5 - Clemson | | | | | |
| 2/8 - at Wake Forest | | | | | |
| 2/12 - SMU | | | | | |
| 2/15 - at Duke | | | | | |
| 2/19 - at Virginia Tech | | | | | |
| 2/22 - Pitt | | | | | |
| 2/26 - at Virginia | | | | | |
| 3/1 - Duke | | | | | |

TAR HEEL STARTING-GAMES PLAYED HISTORY

| CAREER STARTS | | | CAREER GAMES PLAYED | | |
|-------------------|--------|--------|---------------------|--------|--------|
| Name | Season | Career | Name | Season | Career |
| Elina Aarnisalo | 14 | 24 | Elina Aarnisalo | 20 | 57 |
| Liza Astakhova | -- | -- | Liza Astakhova | 8 | 8 |
| Sydney Barker | -- | -- | Sydney Barker | 10 | 31 |
| Nyla Brooks | -- | -- | Nyla Brooks | 20 | 20 |
| Lanie Grant | 13 | 15 | Lanie Grant | 19 | 56 |
| Nyla Harris | 15 | 96 | Nyla Harris | 19 | 124 |
| Taliyah Henderson | -- | -- | Taliyah Henderson | 19 | 19 |
| Laila Hull | -- | -- | Laila Hull | 17 | 40 |
| Reniya Kelly | 18 | 62 | Reniya Kelly | 19 | 73 |
| Indya Nivar | 20 | 61 | Indya Nivar | 20 | 124 |
| Taissa Queiroz | -- | -- | Taissa Queiroz | 10 | 10 |
| Blanca Thomas | -- | 5 | Blanca Thomas | 11 | 44 |
| Ciera Toomey | 20 | 21 | Ciera Toomey | 20 | 52 |
| Jordan Zubich | -- | -- | Jordan Zubich | 13 | 29 |

GAME-BY-GAME NUMBERS

| Game | Q1/Q2/Q3/Q4/OT | H1/H2 | FGM-A-% | 3FGM-A-% | FTM-A-% | Reb (O/D) | PF-DQ | Ast. | TO | ST | BLK | Largest Lead |
|--------|----------------|-------|------------|------------|-------------|-----------|-------|------|----|----|-----|-----------------|
| UNC | 23/30/23/14 | 53/37 | 36/68/.529 | 8/20/.400 | 10/19/.526 | 11/37/48 | 21/0 | 16 | 19 | 10 | 6 | 48 (4th - 0:01) |
| NCCU | 9/12/12/9 | 21/21 | 15/57/.263 | 5/14/.357 | 7/16/.357 | 4/16/20 | 19/0 | 7 | 19 | 5 | 3 | 2 (1st-9:15) |
| UNC | 16/13/23/19 | 29/42 | 28/71/.394 | 4/26/.154 | 11/17/.647 | 21/26/47 | 11/0 | 16 | 13 | 19 | 3 | 34 (4th-1:11) |
| ELON | 12/8/9/8 | 20/17 | 15/52/.288 | 3/19/.158 | 4/5/.800 | 10/25/35 | 17/0 | 6 | 27 | 8 | 4 | 3 (1st-7:14) |
| UNC | 17/17/12/14 | 34/26 | 24/69/.348 | 9/33/.273 | 3/5/.600 | 12/18/30 | 9/0 | 14 | 9 | 5 | 4 | 6 (2nd-5:49) |
| UCLA | 12/23/23/20 | 35/43 | 32/61/.525 | 6/20/.300 | 8/11/.727 | 13/33/46 | 12/0 | 24 | 14 | 4 | 4 | 19 (4th-1:14) |
| UNC | 11/26/22/23 | 37/45 | 28/67/.418 | 8/25/.320 | 18/24/.750 | 15/20/35 | 22/0 | 14 | 10 | 9 | 1 | 25 (4th-6:03) |
| FAIR | 19/6/20/23 | 25/43 | 23/48/.479 | 8/23/.348 | 14/16/.875 | 6/26/32 | 20/0 | 14 | 25 | 2 | 3 | 9 (1st-2:17) |
| UNC | 14/29/26/16 | 43/42 | 33/69/.478 | 12/34/.353 | 7/10/.700 | 13/25/38 | 24/1 | 19 | 18 | 13 | 5 | 43 (4th-5:25) |
| NC A&T | 8/13/12/17 | 21/29 | 17/47/.362 | 0/6/.000 | 16/31/.516 | 11/26/37 | 12/0 | 7 | 26 | 6 | 3 | 0 (1st-10:00) |
| UNC | 23/26/21/24 | 49/45 | 39/59/.661 | 12/20/.600 | 4/5/.800 | 9/20/29 | 14/0 | 20 | 12 | 14 | 7 | 46 (4th-0:55) |
| UNCG | 8/22/10/8 | 30/18 | 15/50/.300 | 7/22/.318 | 11/13/.846 | 12/11/23 | 10/0 | 8 | 23 | 4 | 1 | 0 (1st-10:00) |
| UNC | 16/25/23/19 | 41/42 | 33/73/.452 | 10/31/.323 | 7/15/.467 | 12/32/44 | 17/0 | 21 | 9 | 15 | 3 | 38 (4th-1:32) |
| SDSU | 9/14/10/15 | 23/25 | 18/54/.333 | 2/19/.105 | 10/16/.625 | 6/31/37 | 10/0 | 9 | 21 | 6 | 1 | 9 (1st-10:00) |
| UNC | 22/28/20/15 | 50/35 | 30/55/.545 | 14/26/.538 | 11/17/.647 | 7/19/26 | 22/0 | 21 | 13 | 10 | 1 | 21 (3rd-2:02) |
| KSTATE | 15/17/19/22 | 32/41 | 27/48/.563 | 7/13/.538 | 12/24/.500 | 8/19/27 | 18/0 | 11 | 17 | 4 | 2 | 5 (1st-8:33) |
| UNC | 12/23/22/23 | 35/45 | 34/59/.576 | 5/12/.417 | 7/16/.438 | 9/19/28 | 15/1 | 18 | 11 | 14 | 0 | 19 (4th-4:33) |
| COL | 9/22/18/14 | 31/32 | 22/48/.458 | 10/21/.476 | 9/11/.818 | 6/19/25 | 17/1 | 16 | 21 | 4 | 3 | 3 (2nd-2:36) |
| UNC | 21/10/14/18 | 31/33 | 23/49/.469 | 2/11/.182 | 16/20/.800 | 10/21/31 | 19/0 | 7 | 20 | 5 | 5 | 7 (1st-0:33) |
| TEX | 16/23/24/16 | 39/40 | 29/63/.460 | 4/9/.444 | 17/21/.810 | 13/17/30 | 14/0 | 15 | 8 | 11 | 6 | 24 (4th-4:17) |
| UNC | 21/17/28/16 | 38/44 | 32/72/.444 | 11/25/.440 | 7/9/.778 | 18/27/45 | 9/0 | 16 | 9 | 12 | 6 | 44 (4th-1:49) |
| BU | 12/7/12/9 | 19/21 | 13/45/.289 | 5/20/.250 | 9/11/.818 | 4/21/25 | 13/0 | 9 | 22 | 1 | 2 | 1 (1st-9:27) |
| UNC | 24/9/18/15/0 | 33/33 | 24/64/.375 | 11/29/.379 | 7/12/.583 | 10/29/39 | 14/0 | 13 | 16 | 3 | 2 | 3 (4th-0:19) |
| LOU | 26/12/18/10/10 | 38/28 | 27/67/.403 | 8/26/.308 | 14/17/.824 | 11/33/44 | 14/0 | 14 | 14 | 11 | 2 | 10 (OT-0:04) |
| UNC | 27/20/20/17 | 47/37 | 34/70/.486 | 11/32/.344 | 5/15/.333 | 20/34/54 | 13/0 | 19 | 15 | 11 | 9 | 50 (4th-0:45) |
| UNCWV | 12/6/12/4 | 18/16 | 14/56/.250 | 1/14/.071 | 5/10/.500 | 9/20/29 | 13/0 | 7 | 22 | 8 | 2 | 2 (1st-9:41) |
| UNC | 23/27/20/23 | 50/43 | 33/68/.485 | 11/25/.440 | 16/23/.696 | 17/29/46 | 20/0 | 22 | 12 | 9 | 2 | 27 (3rd-9:45) |
| CSU | 13/12/24/25 | 25/49 | 24/53/.453 | 12/23/.522 | 14/21/.667 | 2/19/21 | 18/0 | 13 | 15 | 5 | 0 | 3 (1st-9:50) |
| UNC | 20/26/23/21 | 46/44 | 38/66/.576 | 8/25/.320 | 6/9/.667 | 10/37/47 | 16/0 | 24 | 11 | 11 | 3 | 53 (4th-0:48) |
| BC | 13/5/13/8 | 18/21 | 13/61/.213 | 4/26/.154 | 9/11/.818 | 11/20/31 | 12/0 | 6 | 17 | 3 | 1 | 0 (1st-10:00) |
| UNC | 14/18/18/21 | 32/39 | 30/63/.476 | 3/14/.214 | 8/11/.727 | 10/22/32 | 14/0 | 16 | 11 | 12 | 3 | 18 (4th-1:41) |
| CAL | 17/17/13/8 | 34/21 | 22/52/.423 | 7/19/.368 | 4/5/.800 | 6/23/29 | 16/0 | 14 | 22 | 4 | 2 | 5 (1st-0:17) |
| UNC | 18/16/20/11/6 | 34/31 | 25/56/.446 | 3/14/.214 | 18/30/.600 | 7/21/28 | 18/0 | 14 | 15 | 10 | 2 | 7 (2nd-2:46) |
| STAN | 14/15/21/15/12 | 29/36 | 27/60/.450 | 8/23/.348 | 15/18/.833 | 11/29/40 | 26/1 | 17 | 22 | 6 | 0 | 6 (OT - 0:25) |
| UNC | 9/18/5/18 | 27/23 | 19/55/.345 | 4/14/.286 | 8/11/.727 | 14/18/32 | 16/1 | 6 | 22 | 10 | 5 | 0 (1st-10:00) |
| ND | 15/18/22/18 | 33/40 | 28/63/.444 | 6/16/.375 | 11/15/.733 | 17/23/40 | 11/0 | 11 | 15 | 11 | 4 | 29 (4th-8:00) |
| UNC | 15/17/24/17 | 32/41 | 28/73/.384 | 7/27/.259 | 10/10/1.000 | 14/31/45 | 14/0 | 15 | 9 | 7 | 1 | 14 (4th-2:24) |
| MIA | 13/21/12/16 | 34/28 | 21/61/.344 | 8/32/.250 | 12/17/.706 | 10/31/41 | 12/0 | 4 | 12 | 4 | 1 | 4 (2nd-2:09) |
| UNC | 17/21/23/21 | 38/44 | 30/64/.469 | 13/36/.361 | 9/9/1.000 | 13/27/40 | 20/18 | 20 | 16 | 4 | 2 | 31 (4th-2:01) |
| FSU | 8/11/16/20 | 19/36 | 16/56/.286 | 8/25/.320 | 15/17/.882 | 10/18/28 | 18/20 | 10 | 17 | 5 | 4 | 0 (1st-10:00) |
| UNC | | | | | | | | | | | | |
| GT | | | | | | | | | | | | |
| UNC | | | | | | | | | | | | |
| SYR | | | | | | | | | | | | |
| UNC | | | | | | | | | | | | |
| NCSU | | | | | | | | | | | | |
| UNC | | | | | | | | | | | | |
| CLEM | | | | | | | | | | | | |
| UNC | | | | | | | | | | | | |
| WFU | | | | | | | | | | | | |
| UNC | | | | | | | | | | | | |
| SMU | | | | | | | | | | | | |
| UNC | | | | | | | | | | | | |
| DUKE | | | | | | | | | | | | |
| UNC | | | | | | | | | | | | |
| VT | | | | | | | | | | | | |
| UNC | | | | | | | | | | | | |
| PITT | | | | | | | | | | | | |
| UNC | | | | | | | | | | | | |
| UVA | | | | | | | | | | | | |
| UNC | | | | | | | | | | | | |
| DUKE | | | | | | | | | | | | |

SPECIALTY STATS BY GAME

| Date | Opponent | Result | 2nd Chance Points | Points Off Turnovers | Fastbreak Points | Points in the Paint | Bench Points | Largest Scoring Run |
|-------|----------------------|---------------|-------------------|----------------------|------------------|---------------------|--------------|---------------------|
| 11/3 | NC Central | W, 90-42 | 17 | 24 | 21 | 54 | 39 | 17 (2nd-5:34) |
| 11/6 | Elon | W, 71-37 | 18 | 28 | 23 | 44 | 29 | 12 (3rd-8:06) |
| 11/13 | vs. UCLA | L, 60-78 | 9 | 11 | 8 | 22 | 17 | 10 (1st-0:00) |
| 11/15 | vs. Fairfield | W, 82-68 | 15 | 24 | 9 | 40 | 41 | 15 (2nd-3:30) |
| 11/20 | at N.C. A&T | W, 85-50 | 15 | 33 | 22 | 42 | 36 | 14 (3rd-3:53) |
| 11/23 | UNCG | W, 94-48 | 15 | 40 | 10 | 48 | 40 | 9 (3rd-3:23) |
| 11/27 | vs. South Dakota St. | W, 83-48 | 17 | 31 | 15 | 44 | 42 | 9 (1st-7:27) |
| 11/28 | vs. Kansas State | W, 85-73 | 7 | 17 | 10 | 26 | 35 | 10 (1st - 0:46) |
| 11/29 | vs. Columbia | W, 80-63 | 13 | 20 | 8 | 50 | 17 | 19 (4th - 4:33) |
| 12/4 | at Texas | L, 64-79 | 10 | 7 | 11 | 40 | 10 | 7 (1st - 0:33) |
| 12/7 | Boston University | W, 82-40 | 17 | 24 | 22 | 38 | 29 | 13 (3rd - 4:26) |
| 12/14 | Louisville | L, 66-76 (OT) | 10 | 10 | 5 | 22 | 21 | 18 (4th - 0:19) |
| 12/17 | UNCW | W, 84-34 | 17 | 28 | 15 | 42 | 49 | 15 (4th - 2:15) |
| 12/21 | Charleston So. | W, 93-74 | 19 | 19 | 19 | 32 | 38 | 23 (2nd - 8:15) |
| 12/29 | at Boston College | W, 90-39 | 12 | 22 | 18 | 52 | 42 | 26 (4th - 6:23) |
| 1/1 | California | W, 71-55 | 7 | 19 | 12 | 50 | 11 | 18 (4th - 1:41) |
| 1/4 | Stanford | L, 71-77 (OT) | 4 | 16 | 14 | 36 | 11 | 7 (2nd - 2:46) |
| 1/11 | at Notre Dame | L, 50-73 | 6 | 5 | 14 | 28 | 15 | 5 (4th - 0:11) |
| 1/15 | Miami | W, 73-62 | 16 | 12 | 14 | 28 | 21 | 9 (3rd - 6:09) |
| 1/18 | at Florida State | W, 82-55 | 20 | 18 | 6 | 28 | 28 | 12 (2nd - 0:31) |
| 1/22 | at Georgia Tech | | | | | | | |
| 1/25 | Syracuse | | | | | | | |
| 2/2 | at NC State | | | | | | | |
| 2/5 | Clemson | | | | | | | |
| 2/8 | at Wake Forest | | | | | | | |
| 2/12 | SMU | | | | | | | |
| 2/15 | at Duke | | | | | | | |
| 2/19 | at Virginia Tech | | | | | | | |
| 2/22 | Pittsburgh | | | | | | | |
| 2/26 | at Virginia | | | | | | | |
| 3/1 | Duke | | | | | | | |



**2025-26 North Carolina Women's Basketball
Combined Team Statistics
All games**

Page 1/1
as of Jan 18, 2026

Game Records

| Record | Overall | Home | Away | Neutral |
|----------------|---------|------|------|---------|
| ALL GAMES | 15-5 | 8-2 | 3-2 | 4-1 |
| CONFERENCE | 4-3 | 2-2 | 2-1 | 0-0 |
| NON-CONFERENCE | 11-2 | 6-0 | 1-1 | 4-1 |

Score by Periods

| Team | 1st | 2nd | 3rd | 4th | OT | TOT |
|----------------|-----|-----|-----|-----|----|------|
| North Carolina | 363 | 416 | 406 | 365 | 6 | 1556 |
| Opponents | 260 | 284 | 320 | 285 | 22 | 1171 |

Team Box Score

| No. | Player | | | | Total | | 3-Point | | F-Throw | | Rebounds | | | | | | | | | | | | | |
|-----------|--------------------|-------|--------|------|----------|------|----------|-------|---------|-------|----------|-----|-----|------|-----|----|-----|-----|-----|-----|------|------|--|--|
| | | GP-GS | MIN | AVG | FG-FGA | FG% | 3FG-3FGA | 3FG% | FT-FTA | FT% | OFF | DEF | TOT | AVG | PF | DQ | A | TO | BLK | STL | PTS | AVG | | |
| 24 | NIVAR, Indya | 20-20 | 550:37 | 27.5 | 87-185 | .470 | 15-47 | .319 | 30-53 | .566 | 24 | 77 | 101 | 5.1 | 63 | 2 | 74 | 49 | 13 | 61 | 219 | 11.0 | | |
| 21 | TOOMEY, Ciera | 20-20 | 482:11 | 24.1 | 90-151 | .596 | 12-39 | .308 | 25-37 | .676 | 51 | 80 | 131 | 6.6 | 43 | 0 | 31 | 28 | 29 | 12 | 217 | 10.9 | | |
| 2 | HARRIS, Nyla | 19-15 | 388:25 | 20.4 | 78-137 | .569 | 1-9 | .111 | 43-59 | .729 | 54 | 63 | 117 | 6.2 | 39 | 1 | 21 | 27 | 7 | 20 | 200 | 10.5 | | |
| 17 | AARNISALO, Elina | 20-14 | 506:55 | 25.3 | 80-164 | .488 | 19-53 | .358 | 21-25 | .840 | 12 | 49 | 61 | 3.1 | 22 | 0 | 48 | 35 | 2 | 22 | 200 | 10.0 | | |
| 0 | GRANT, Lanie | 18-13 | 491:04 | 27.3 | 55-129 | .426 | 33-84 | .393 | 18-22 | .818 | 2 | 25 | 27 | 1.5 | 24 | 0 | 46 | 29 | 1 | 13 | 161 | 8.9 | | |
| 7 | BROOKS, Nyla | 20-0 | 380:27 | 19.0 | 63-164 | .384 | 37-97 | .381 | 11-25 | .440 | 7 | 47 | 54 | 2.7 | 27 | 0 | 25 | 26 | 6 | 15 | 174 | 8.7 | | |
| 10 | KELLY, Reniya | 19-18 | 444:15 | 23.4 | 39-131 | .298 | 15-49 | .306 | 17-22 | .773 | 3 | 37 | 40 | 2.1 | 21 | 0 | 44 | 21 | 2 | 24 | 110 | 5.8 | | |
| 3 | HENDERSON, Taliyah | 19-0 | 219:05 | 11.5 | 37-59 | .627 | 6-13 | .462 | 12-24 | .500 | 20 | 22 | 42 | 2.2 | 26 | 0 | 4 | 9 | 1 | 15 | 92 | 4.8 | | |
| 4 | HULL, Laila | 17-0 | 218:20 | 12.8 | 25-62 | .403 | 17-45 | .378 | 6-9 | .667 | 14 | 20 | 34 | 2.0 | 23 | 0 | 16 | 10 | 5 | 11 | 73 | 4.3 | | |
| 26 | QUEIROZ, Taissa | 10-0 | 121:25 | 12.1 | 18-32 | .563 | 0-5 | .000 | 3-6 | .500 | 9 | 20 | 29 | 2.9 | 12 | 0 | 10 | 8 | 0 | 6 | 39 | 3.9 | | |
| 1 | ZUBICH, Jordan | 12-0 | 92:16 | 7.7 | 10-27 | .370 | 9-25 | .360 | 2-2 | 1.000 | 1 | 4 | 5 | 0.4 | 8 | 0 | 3 | 5 | 0 | 2 | 31 | 2.6 | | |
| 34 | THOMAS, Blanca | 11-0 | 77:49 | 7.1 | 11-19 | .579 | 1-1 | 1.000 | 0-1 | .000 | 5 | 10 | 15 | 1.4 | 9 | 0 | 4 | 10 | 4 | 1 | 23 | 2.1 | | |
| 5 | ASTAKHOVA, Liza | 8-0 | 41:12 | 5.2 | 6-21 | .286 | 1-8 | .125 | 0-0 | .000 | 3 | 3 | 6 | 0.8 | 9 | 0 | 1 | 3 | 0 | 0 | 13 | 1.6 | | |
| 15 | BARKER, Sydney | 10-0 | 35:57 | 3.6 | 2-9 | .222 | 0-4 | .000 | 0-2 | .000 | 1 | 5 | 6 | 0.6 | 2 | 0 | 4 | 1 | 0 | 1 | 4 | 0.4 | | |
| Team | | | | | | | | | | | 46 | 50 | 96 | | | | | 9 | | | | | | |
| Total | | 20 | 4050 | | 601-1290 | .466 | 166-479 | .347 | 188-287 | .655 | 252 | 512 | 764 | 38.2 | 328 | 3 | 331 | 270 | 70 | 203 | 1556 | 77.8 | | |
| Opponents | | 20 | 4050 | | 418-1102 | .379 | 119-390 | .305 | 216-306 | .706 | 180 | 460 | 640 | 32.0 | 302 | 2 | 222 | 379 | 48 | 112 | 1171 | 58.6 | | |

Team Statistics

| | UNC | OPP |
|------------------------|-----------------|-----------------|
| Scoring | 1556 | 1171 |
| Points per game | 77.8 | 58.6 |
| Scoring margin | +19.3 | - |
| Field goals-att | 601-1290 | 418-1102 |
| Field goal pct | .466 | .379 |
| 3 point fg-att | 166-479 | 119-390 |
| 3-point FG pct | .347 | .305 |
| 3-pt FG made per game | 8.3 | 6.0 |
| Free throws-att | 188-287 | 216-306 |
| Free throw pct | .655 | .706 |
| F-Throws made per game | 9.4 | 10.8 |
| Rebounds | 764 | 640 |
| Rebounds per game | 38.2 | 32.0 |
| Rebounding margin | +6.2 | - |
| Assists | 331 | 222 |
| Assists per game | 16.6 | 11.1 |
| Turnovers | 270 | 379 |
| Turnovers per game | 13.5 | 19.0 |
| Turnover margin | +5.5 | - |
| Assist/turnover ratio | 1.2 | 0.6 |
| Steals | 203 | 112 |
| Steals per game | 10.2 | 5.6 |
| Blocks | 70 | 48 |
| Blocks per game | 3.5 | 2.4 |
| Winning streak | 2 | - |
| Home win streak | 1 | - |
| Attendance | 31251 | 23693 |
| Home games-Avg/Game | 10-3125 | 5-4739 |
| Neutral site-Avg/Game | - | 5-861 |

Team Results

| Date | Opponent | | Score | Att. |
|------------|---------------------|-----|-------|------|
| 11/03/2025 | N.C. Central | W | 90-42 | 6336 |
| 11/06/2025 | Elon | W | 71-37 | 3111 |
| 11/13/2025 | vs UCLA | L | 60-78 | 1588 |
| 11/15/2025 | vs Fairfield | W | 82-68 | 2116 |
| 11/20/2025 | at N.C. A&T | W | 85-50 | 3841 |
| 11/23/2025 | UNC Greensboro | W | 94-48 | 2418 |
| 11/27/2025 | vs South Dakota St. | W | 83-48 | 200 |
| 11/28/2025 | vs Kansas St. | W | 85-73 | 200 |
| 11/29/2025 | vs Columbia | W | 80-63 | 200 |
| 12/04/2025 | at Texas | L | 64-79 | 9020 |
| 12/07/2025 | Boston U. | W | 82-40 | 3139 |
| 12/14/2025 | Louisville | Lot | 66-76 | 2622 |
| 12/17/2025 | UNCW | W | 84-34 | 1824 |
| 12/21/2025 | Charleston So. | W | 93-74 | 2369 |
| 12/29/2025 | at Boston College | W | 90-39 | 1213 |
| 01/01/2026 | California | W | 71-55 | 3036 |
| 01/04/2026 | Stanford | Lot | 71-77 | 3076 |
| 01/11/2026 | at Notre Dame | L | 50-73 | 8101 |
| 01/15/2026 | Miami (FL) | W | 73-62 | 3320 |
| 01/18/2026 | at Florida St. | W | 82-55 | 1518 |



**2025-26 North Carolina Women's Basketball
Combined Team Statistics
In Conference games**

Page 1/1
as of Jan 18, 2026

Game Records

| Record | Overall | Home | Away | Neutral |
|----------------|---------|------|------|---------|
| ALL GAMES | 4-3 | 2-2 | 2-1 | 0-0 |
| CONFERENCE | 4-3 | 2-2 | 2-1 | 0-0 |
| NON-CONFERENCE | 0-0 | 0-0 | 0-0 | 0-0 |

Score by Periods

| Team | 1st | 2nd | 3rd | 4th | OT | TOT |
|----------------|-----|-----|-----|-----|----|-----|
| North Carolina | 117 | 125 | 131 | 124 | 6 | 503 |
| Opponents | 106 | 99 | 115 | 95 | 22 | 437 |

Team Box Score

| No. | Player | | | | Total | | 3-Point | | F-Throw | | Rebounds | | | | | | | | | | | | | |
|-----------|--------------------|-------|--------|------|---------|------|----------|------|---------|-------|----------|-----|-----|------|-----|----|-----|-----|-----|-----|-----|------|--|--|
| | | GP-GS | MIN | AVG | FG-FGA | FG% | 3FG-3FGA | 3FG% | FT-FTA | FT% | OFF | DEF | TOT | AVG | PF | DQ | A | TO | BLK | STL | PTS | AVG | | |
| 2 | HARRIS, Nyla | 7-7 | 182:58 | 26.1 | 36-60 | .600 | 1-3 | .333 | 19-25 | .760 | 22 | 29 | 51 | 7.3 | 15 | 0 | 11 | 12 | 1 | 14 | 92 | 13.1 | | |
| 10 | KELLY, Reniya | 7-6 | 201:26 | 28.8 | 26-67 | .388 | 10-25 | .400 | 10-11 | .909 | 2 | 17 | 19 | 2.7 | 8 | 0 | 12 | 10 | 1 | 10 | 72 | 10.3 | | |
| 21 | TOOMEY, Ciera | 7-7 | 171:39 | 24.5 | 30-55 | .545 | 5-13 | .385 | 5-9 | .556 | 12 | 29 | 41 | 5.9 | 15 | 0 | 11 | 8 | 9 | 1 | 70 | 10.0 | | |
| 0 | GRANT, Lanie | 7-6 | 196:07 | 28.0 | 21-51 | .412 | 13-34 | .382 | 5-6 | .833 | 0 | 13 | 13 | 1.9 | 13 | 0 | 16 | 13 | 0 | 6 | 60 | 8.6 | | |
| 24 | NIVAR, Indya | 7-7 | 199:39 | 28.5 | 22-58 | .379 | 2-13 | .154 | 10-16 | .625 | 5 | 20 | 25 | 3.6 | 24 | 1 | 24 | 25 | 3 | 15 | 56 | 8.0 | | |
| 17 | AARNISALO, Elina | 7-2 | 152:47 | 21.8 | 18-45 | .400 | 5-17 | .294 | 7-8 | .875 | 1 | 17 | 18 | 2.6 | 9 | 0 | 14 | 10 | 1 | 5 | 48 | 6.9 | | |
| 26 | QUEIROZ, Taissa | 5-0 | 56:52 | 11.4 | 11-18 | .611 | 0-4 | .000 | 2-2 | 1.000 | 4 | 9 | 13 | 2.6 | 7 | 0 | 3 | 2 | 0 | 2 | 24 | 4.8 | | |
| 7 | BROOKS, Nyla | 7-0 | 118:32 | 16.9 | 9-39 | .231 | 4-25 | .160 | 6-8 | .750 | 2 | 15 | 17 | 2.4 | 3 | 0 | 10 | 8 | 1 | 1 | 28 | 4.0 | | |
| 3 | HENDERSON, Taliyah | 7-0 | 64:34 | 9.2 | 11-17 | .647 | 4-7 | .571 | 1-4 | .250 | 3 | 7 | 10 | 1.4 | 7 | 0 | 0 | 3 | 0 | 1 | 27 | 3.9 | | |
| 4 | HULL, Laila | 5-0 | 43:16 | 8.7 | 4-11 | .364 | 3-6 | .500 | 1-2 | .500 | 6 | 4 | 10 | 2.0 | 1 | 0 | 1 | 1 | 2 | 2 | 12 | 2.4 | | |
| 5 | ASTAKHOVA, Liza | 2-0 | 11:45 | 5.9 | 1-6 | .167 | 1-5 | .200 | 0-0 | .000 | 1 | 0 | 1 | 0.5 | 3 | 0 | 0 | 0 | 0 | 0 | 3 | 1.5 | | |
| 34 | THOMAS, Blanca | 6-0 | 27:43 | 4.6 | 4-7 | .571 | 0-0 | .000 | 0-1 | .000 | 1 | 6 | 7 | 1.2 | 5 | 0 | 2 | 6 | 0 | 0 | 8 | 1.3 | | |
| 1 | ZUBICH, Jordan | 3-0 | 14:54 | 5.0 | 1-5 | .200 | 1-5 | .200 | 0-0 | .000 | 1 | 1 | 2 | 0.7 | 2 | 0 | 2 | 0 | 0 | 0 | 3 | 1.0 | | |
| 15 | BARKER, Sydney | 2-0 | 07:47 | 3.9 | 0-2 | .000 | 0-2 | .000 | 0-0 | .000 | 0 | 1 | 1 | 0.5 | 0 | 0 | 2 | 1 | 0 | 0 | 0 | 0.0 | | |
| Team | | | | | | | | | | | 18 | 17 | 35 | | | | | 1 | | | | | | |
| Total | | 7 | 1450 | | 194-441 | .440 | 49-159 | .308 | 66-92 | .717 | 78 | 185 | 263 | 37.6 | 112 | 1 | 108 | 100 | 18 | 57 | 503 | 71.9 | | |
| Opponents | | 7 | 1450 | | 154-420 | .367 | 49-167 | .293 | 80-100 | .800 | 76 | 177 | 253 | 36.1 | 109 | 1 | 76 | 119 | 14 | 44 | 437 | 62.4 | | |

Team Statistics

| | UNC | OPP |
|------------------------|----------------|----------------|
| Scoring | 503 | 437 |
| Points per game | 71.9 | 62.4 |
| Scoring margin | +9.4 | - |
| Field goals-att | 194-441 | 154-420 |
| Field goal pct | .440 | .367 |
| 3 point fg-att | 49-159 | 49-167 |
| 3-point FG pct | .308 | .293 |
| 3-pt FG made per game | 7.0 | 7.0 |
| Free throws-att | 66-92 | 80-100 |
| Free throw pct | .717 | .800 |
| F-Throws made per game | 9.4 | 11.4 |
| Rebounds | 263 | 253 |
| Rebounds per game | 37.6 | 36.1 |
| Rebounding margin | +1.4 | - |
| Assists | 108 | 76 |
| Assists per game | 15.4 | 10.9 |
| Turnovers | 100 | 119 |
| Turnovers per game | 14.3 | 17.0 |
| Turnover margin | +2.7 | - |
| Assist/turnover ratio | 1.1 | 0.6 |
| Steals | 57 | 44 |
| Steals per game | 8.1 | 6.3 |
| Blocks | 18 | 14 |
| Blocks per game | 2.6 | 2.0 |
| Winning streak | 2 | - |
| Home win streak | 1 | - |
| Attendance | 12054 | 10832 |
| Home games-Avg/Game | 4-3014 | 3-3611 |
| Neutral site-Avg/Game | - | 0-0 |

Team Results

| Date | Opponent | | Score | Att. |
|------------|-------------------|-----|-------|------|
| 12/14/2025 | Louisville | Lot | 66-76 | 2622 |
| 12/29/2025 | at Boston College | W | 90-39 | 1213 |
| 01/01/2026 | California | W | 71-55 | 3036 |
| 01/04/2026 | Stanford | Lot | 71-77 | 3076 |
| 01/11/2026 | at Notre Dame | L | 50-73 | 8101 |
| 01/15/2026 | Miami (FL) | W | 73-62 | 3320 |
| 01/18/2026 | at Florida St. | W | 82-55 | 1518 |

IN WINS

Game Records

| Record | Overall | Home | Away | Neutral |
|----------------|---------|------|------|---------|
| ALL GAMES | 15-0 | 8-0 | 3-0 | 4-0 |
| CONFERENCE | 4-0 | 2-0 | 2-0 | 0-0 |
| NON-CONFERENCE | 11-0 | 6-0 | 1-0 | 4-0 |

Score by Periods

| Team | 1st | 2nd | 3rd | 4th | OT | TOT |
|----------------|-----|-----|-----|-----|----|------|
| North Carolina | 274 | 346 | 336 | 289 | 0 | 1245 |
| Opponents | 177 | 193 | 212 | 206 | 0 | 788 |

Team Box Score

| No. | Player | | | | Total | | 3-Point | | F-Throw | | Rebounds | | | | | | | | | | | |
|-----------|--------------------|-------|--------|------|---------|------|----------|------|---------|-------|----------|-----|-----|------|-----|----|-----|-----|-----|-----|------|------|
| | | GP-GS | MIN | AVG | FG-FGA | FG% | 3FG-3FGA | 3FG% | FT-FTA | FT% | OFF | DEF | TOT | AVG | PF | DQ | A | TO | BLK | STL | PTS | AVG |
| 24 | NIVAR, Indya | 15-15 | 387:22 | 25.8 | 72-139 | .518 | 11-34 | .324 | 17-31 | .548 | 23 | 61 | 84 | 5.6 | 43 | 1 | 61 | 29 | 8 | 50 | 172 | 11.5 |
| 21 | TOOMEY, Ciera | 15-15 | 327:58 | 21.9 | 70-111 | .631 | 7-25 | .280 | 21-31 | .677 | 39 | 63 | 102 | 6.8 | 32 | 0 | 25 | 23 | 23 | 11 | 168 | 11.2 |
| 7 | BROOKS, Nyla | 15-0 | 308:23 | 20.6 | 59-143 | .413 | 36-85 | .424 | 10-22 | .455 | 6 | 39 | 45 | 3.0 | 21 | 0 | 22 | 21 | 5 | 14 | 164 | 10.9 |
| 2 | HARRIS, Nyla | 14-10 | 266:17 | 19.0 | 55-99 | .556 | 0-2 | .000 | 32-42 | .762 | 38 | 50 | 88 | 6.3 | 28 | 1 | 18 | 17 | 5 | 14 | 142 | 10.1 |
| 17 | AARNISALO, Elina | 15-10 | 363:53 | 24.3 | 60-119 | .504 | 16-39 | .410 | 14-17 | .824 | 10 | 38 | 48 | 3.2 | 17 | 0 | 36 | 21 | 1 | 20 | 150 | 10.0 |
| 0 | GRANT, Lanie | 13-11 | 333:37 | 25.7 | 42-95 | .442 | 25-65 | .385 | 12-14 | .857 | 2 | 18 | 20 | 1.5 | 14 | 0 | 40 | 19 | 1 | 8 | 121 | 9.3 |
| 10 | KELLY, Reniya | 14-14 | 306:18 | 21.9 | 32-86 | .372 | 14-36 | .389 | 9-13 | .692 | 1 | 30 | 31 | 2.2 | 18 | 0 | 33 | 14 | 2 | 18 | 87 | 6.2 |
| 4 | HULL, Laila | 13-0 | 193:52 | 14.9 | 24-59 | .407 | 16-43 | .372 | 6-9 | .667 | 11 | 20 | 31 | 2.4 | 20 | 0 | 16 | 8 | 3 | 10 | 70 | 5.4 |
| 3 | HENDERSON, Taliyah | 14-0 | 169:24 | 12.1 | 27-43 | .628 | 2-7 | .286 | 12-21 | .571 | 17 | 17 | 34 | 2.4 | 22 | 0 | 4 | 8 | 0 | 15 | 68 | 4.9 |
| 26 | QUEIROZ, Taissa | 9-0 | 114:32 | 12.7 | 17-30 | .567 | 0-5 | .000 | 1-4 | .250 | 9 | 18 | 27 | 3.0 | 11 | 0 | 10 | 7 | 0 | 6 | 35 | 3.9 |
| 34 | THOMAS, Blanca | 7-0 | 58:59 | 8.4 | 10-16 | .625 | 0-0 | .000 | 0-1 | .000 | 4 | 9 | 13 | 1.9 | 7 | 0 | 4 | 7 | 4 | 1 | 20 | 2.9 |
| 1 | ZUBICH, Jordan | 12-0 | 92:16 | 7.7 | 10-27 | .370 | 9-25 | .360 | 2-2 | 1.000 | 1 | 4 | 5 | 0.4 | 8 | 0 | 3 | 5 | 0 | 2 | 31 | 2.6 |
| 5 | ASTAKHOVA, Liza | 8-0 | 41:12 | 5.2 | 6-21 | .286 | 1-8 | .125 | 0-0 | .000 | 3 | 3 | 6 | 0.8 | 9 | 0 | 1 | 3 | 0 | 0 | 13 | 1.6 |
| 15 | BARKER, Sydney | 10-0 | 35:57 | 3.6 | 2-9 | .222 | 0-4 | .000 | 0-2 | .000 | 1 | 5 | 6 | 0.6 | 2 | 0 | 4 | 1 | 0 | 1 | 4 | 0.4 |
| Team | | | | | | | | | | | 34 | 30 | 64 | | | | | 5 | | | | |
| Total | | 15 | 3000 | | 486-997 | .487 | 137-378 | .362 | 136-209 | .651 | 199 | 405 | 604 | 40.3 | 252 | 2 | 277 | 188 | 52 | 170 | 1245 | 83.0 |
| Opponents | | 15 | 3000 | | 275-788 | .349 | 87-296 | .294 | 151-224 | .674 | 115 | 325 | 440 | 29.3 | 225 | 1 | 141 | 306 | 32 | 69 | 788 | 52.5 |

IN LOSSES

Game Records

| Record | Overall | Home | Away | Neutral |
|----------------|---------|------|------|---------|
| ALL GAMES | 0-5 | 0-2 | 0-2 | 0-1 |
| CONFERENCE | 0-3 | 0-2 | 0-1 | 0-0 |
| NON-CONFERENCE | 0-2 | 0-0 | 0-1 | 0-1 |

Score by Periods

| Team | 1st | 2nd | 3rd | 4th | OT | TOT |
|----------------|-----|-----|-----|-----|----|-----|
| North Carolina | 89 | 70 | 70 | 76 | 6 | 311 |
| Opponents | 83 | 91 | 108 | 79 | 22 | 383 |

Team Box Score

| No. | Player | | | | Total | | 3-Point | | F-Throw | | Rebounds | | | | | | | | | | | | | |
|-----------|--------------------|-------|--------|------|---------|------|----------|-------|---------|-------|----------|-----|-----|------|----|----|----|----|-----|-----|-----|------|--|--|
| | | GP-GS | MIN | AVG | FG-FGA | FG% | 3FG-3FGA | 3FG% | FT-FTA | FT% | OFF | DEF | TOT | AVG | PF | DQ | A | TO | BLK | STL | PTS | AVG | | |
| 2 | HARRIS, Nyla | 5-5 | 122:08 | 24.4 | 23-38 | .605 | 1-7 | .143 | 11-17 | .647 | 16 | 13 | 29 | 5.8 | 11 | 0 | 3 | 10 | 2 | 6 | 58 | 11.6 | | |
| 17 | AARNISALO, Elina | 5-4 | 143:02 | 28.6 | 20-45 | .444 | 3-14 | .214 | 7-8 | .875 | 2 | 11 | 13 | 2.6 | 5 | 0 | 12 | 14 | 1 | 2 | 50 | 10.0 | | |
| 21 | TOOMEY, Ciera | 5-5 | 154:13 | 30.8 | 20-40 | .500 | 5-14 | .357 | 4-6 | .667 | 12 | 17 | 29 | 5.8 | 11 | 0 | 6 | 5 | 6 | 1 | 49 | 9.8 | | |
| 24 | NIVAR, Indya | 5-5 | 163:15 | 32.7 | 15-46 | .326 | 4-13 | .308 | 13-22 | .591 | 1 | 16 | 17 | 3.4 | 20 | 1 | 13 | 20 | 5 | 11 | 47 | 9.4 | | |
| 0 | GRANT, Lanie | 5-2 | 157:28 | 31.5 | 13-34 | .382 | 8-19 | .421 | 6-8 | .750 | 0 | 7 | 7 | 1.4 | 10 | 0 | 6 | 10 | 0 | 5 | 40 | 8.0 | | |
| 3 | HENDERSON, Taliyah | 5-0 | 49:41 | 9.9 | 10-16 | .625 | 4-6 | .667 | 0-3 | .000 | 3 | 5 | 8 | 1.6 | 4 | 0 | 0 | 1 | 1 | 0 | 24 | 4.8 | | |
| 10 | KELLY, Reniya | 5-4 | 137:57 | 27.6 | 7-45 | .156 | 1-13 | .077 | 8-9 | .889 | 2 | 7 | 9 | 1.8 | 3 | 0 | 11 | 7 | 0 | 6 | 23 | 4.6 | | |
| 26 | QUEIROZ, Taissa | 1-0 | 06:53 | 6.9 | 1-2 | .500 | 0-0 | .000 | 2-2 | 1.000 | 0 | 2 | 2 | 2.0 | 1 | 0 | 0 | 1 | 0 | 0 | 4 | 4.0 | | |
| 7 | BROOKS, Nyla | 5-0 | 72:05 | 14.4 | 4-21 | .190 | 1-12 | .083 | 1-3 | .333 | 1 | 8 | 9 | 1.8 | 6 | 0 | 3 | 5 | 1 | 1 | 10 | 2.0 | | |
| 4 | HULL, Laila | 4-0 | 24:29 | 6.1 | 1-3 | .333 | 1-2 | .500 | 0-0 | .000 | 3 | 0 | 3 | 0.8 | 3 | 0 | 0 | 2 | 2 | 1 | 3 | 0.8 | | |
| 34 | THOMAS, Blanca | 4-0 | 18:50 | 4.7 | 1-3 | .333 | 1-1 | 1.000 | 0-0 | .000 | 1 | 1 | 2 | 0.5 | 2 | 0 | 0 | 3 | 0 | 0 | 3 | 0.8 | | |
| Team | | | | | | | | | | | 12 | 20 | 32 | | | | | 4 | | | | | | |
| Total | | 5 | 1050 | | 115-293 | .392 | 29-101 | .287 | 52-78 | .667 | 53 | 107 | 160 | 32.0 | 76 | 1 | 54 | 82 | 18 | 33 | 311 | 62.2 | | |
| Opponents | | 5 | 1050 | | 143-314 | .455 | 32-94 | .340 | 65-82 | .793 | 65 | 135 | 200 | 40.0 | 77 | 1 | 81 | 73 | 16 | 43 | 383 | 76.6 | | |

Game Records

| Record | Overall | Home | Away | Neutral |
|----------------|---------|------|------|---------|
| ALL GAMES | 8-2 | 8-2 | 0-0 | 0-0 |
| CONFERENCE | 2-2 | 2-2 | 0-0 | 0-0 |
| NON-CONFERENCE | 6-0 | 6-0 | 0-0 | 0-0 |

Score by Periods

| Team | 1st | 2nd | 3rd | 4th | OT | TOT |
|----------------|-----|-----|-----|-----|----|-----|
| North Carolina | 204 | 193 | 215 | 177 | 6 | 795 |
| Opponents | 136 | 132 | 143 | 112 | 22 | 545 |

Team Box Score

| No. | Player | | | | Total | | 3-Point | | F-Throw | | Rebounds | | | | | | | | | | | | | |
|-----------|--------------------|-------|--------|------|---------|------|----------|------|---------|-------|----------|-----|-----|------|-----|----|-----|-----|-----|-----|-----|------|--|--|
| | | GP-GS | MIN | AVG | FG-FGA | FG% | 3FG-3FGA | 3FG% | FT-FTA | FT% | OFF | DEF | TOT | AVG | PF | DQ | A | TO | BLK | STL | PTS | AVG | | |
| 21 | TOOMEY, Ciera | 10-10 | 251:60 | 25.2 | 50-83 | .602 | 6-18 | .333 | 12-17 | .706 | 29 | 47 | 76 | 7.6 | 21 | 0 | 18 | 14 | 21 | 8 | 118 | 11.8 | | |
| 24 | NIVAR, Indya | 10-10 | 281:35 | 28.2 | 49-103 | .476 | 7-25 | .280 | 12-24 | .500 | 14 | 35 | 49 | 4.9 | 25 | 0 | 36 | 28 | 4 | 27 | 117 | 11.7 | | |
| 2 | HARRIS, Nyla | 9-9 | 191:36 | 21.3 | 28-58 | .483 | 1-4 | .250 | 30-41 | .732 | 24 | 35 | 59 | 6.6 | 15 | 0 | 13 | 11 | 6 | 13 | 87 | 9.7 | | |
| 7 | BROOKS, Nyla | 10-0 | 192:41 | 19.3 | 36-91 | .396 | 21-53 | .396 | 3-14 | .214 | 5 | 27 | 32 | 3.2 | 9 | 0 | 12 | 10 | 1 | 11 | 96 | 9.6 | | |
| 17 | AARNISALO, Elina | 10-7 | 246:23 | 24.6 | 36-81 | .444 | 12-27 | .444 | 6-7 | .857 | 7 | 31 | 38 | 3.8 | 10 | 0 | 26 | 16 | 0 | 8 | 90 | 9.0 | | |
| 0 | GRANT, Lanie | 8-6 | 221:30 | 27.7 | 23-56 | .411 | 13-37 | .351 | 9-10 | .900 | 1 | 14 | 15 | 1.9 | 15 | 0 | 19 | 9 | 1 | 5 | 68 | 8.5 | | |
| 3 | HENDERSON, Taliyah | 10-0 | 113:55 | 11.4 | 24-33 | .727 | 4-8 | .500 | 10-17 | .588 | 13 | 13 | 26 | 2.6 | 11 | 0 | 1 | 7 | 0 | 9 | 62 | 6.2 | | |
| 10 | KELLY, Reniya | 9-8 | 196:29 | 21.8 | 20-61 | .328 | 6-23 | .261 | 9-9 | 1.000 | 1 | 13 | 14 | 1.6 | 7 | 0 | 19 | 6 | 1 | 10 | 55 | 6.1 | | |
| 26 | QUEIROZ, Taissa | 7-0 | 91:55 | 13.1 | 15-26 | .577 | 0-3 | .000 | 1-4 | .250 | 8 | 16 | 24 | 3.4 | 10 | 0 | 8 | 7 | 0 | 5 | 31 | 4.4 | | |
| 4 | HULL, Laila | 9-0 | 111:40 | 12.4 | 9-25 | .360 | 6-17 | .353 | 4-5 | .800 | 7 | 9 | 16 | 1.8 | 12 | 0 | 9 | 7 | 3 | 7 | 28 | 3.1 | | |
| 5 | ASTAKHOVA, Liza | 4-0 | 23:24 | 5.9 | 5-14 | .357 | 0-3 | .000 | 0-0 | .000 | 2 | 2 | 4 | 1.0 | 4 | 0 | 1 | 3 | 0 | 0 | 10 | 2.5 | | |
| 1 | ZUBICH, Jordan | 7-0 | 58:26 | 8.3 | 6-16 | .375 | 5-14 | .357 | 0-0 | .000 | 0 | 3 | 3 | 0.4 | 4 | 0 | 2 | 4 | 0 | 2 | 17 | 2.4 | | |
| 34 | THOMAS, Blanca | 6-0 | 47:56 | 8.0 | 7-14 | .500 | 0-0 | .000 | 0-1 | .000 | 4 | 5 | 9 | 1.5 | 4 | 0 | 2 | 6 | 4 | 1 | 14 | 2.3 | | |
| 15 | BARKER, Sydney | 5-0 | 20:31 | 4.1 | 1-3 | .333 | 0-0 | .000 | 0-2 | .000 | 0 | 4 | 4 | 0.8 | 1 | 0 | 1 | 0 | 0 | 1 | 2 | 0.4 | | |
| Team | | | | | | | | | | | 22 | 22 | 44 | | | | | 3 | | | | | | |
| Total | | 10 | 2050 | | 309-664 | .465 | 81-232 | .349 | 96-151 | .636 | 137 | 276 | 413 | 41.3 | 148 | 0 | 167 | 131 | 41 | 107 | 795 | 79.5 | | |
| Opponents | | 10 | 2050 | | 193-553 | .349 | 64-212 | .302 | 95-133 | .714 | 79 | 228 | 307 | 30.7 | 158 | 1 | 99 | 198 | 17 | 56 | 545 | 54.5 | | |

Game Records

| Record | Overall | Home | Away | Neutral |
|----------------|---------|------|------|---------|
| ALL GAMES | 3-2 | 0-0 | 3-2 | 0-0 |
| CONFERENCE | 2-1 | 0-0 | 2-1 | 0-0 |
| NON-CONFERENCE | 1-1 | 0-0 | 1-1 | 0-0 |

Score by Periods

| Team | 1st | 2nd | 3rd | 4th | OT | TOT |
|----------------|-----|-----|-----|-----|----|-----|
| North Carolina | 81 | 104 | 92 | 94 | 0 | 371 |
| Opponents | 60 | 70 | 87 | 79 | 0 | 296 |

Team Box Score

| No. | Player | | | | Total | | 3-Point | | F-Throw | | Rebounds | | | | | | | | | | | | | |
|-----------|--------------------|-------|--------|------|---------|-------|----------|------|---------|-------|----------|-----|-----|------|----|----|----|----|-----|-----|-----|------|--|--|
| | | GP-GS | MIN | AVG | FG-FGA | FG% | 3FG-3FGA | 3FG% | FT-FTA | FT% | OFF | DEF | TOT | AVG | PF | DQ | A | TO | BLK | STL | PTS | AVG | | |
| 2 | HARRIS, Nyla | 5-5 | 109:16 | 21.9 | 25-37 | .676 | 0-1 | .000 | 9-12 | .750 | 18 | 14 | 32 | 6.4 | 13 | 1 | 5 | 12 | 1 | 6 | 59 | 11.8 | | |
| 17 | AARNISALO, Elina | 5-2 | 118:34 | 23.7 | 22-35 | .629 | 3-12 | .250 | 7-9 | .778 | 2 | 9 | 11 | 2.2 | 6 | 0 | 10 | 12 | 1 | 8 | 54 | 10.8 | | |
| 21 | TOOMEY, Ciera | 5-5 | 115:43 | 23.1 | 20-38 | .526 | 2-10 | .200 | 3-5 | .600 | 12 | 15 | 27 | 5.4 | 12 | 0 | 6 | 5 | 6 | 3 | 45 | 9.0 | | |
| 24 | NIVAR, Indya | 5-5 | 123:52 | 24.8 | 15-33 | .455 | 2-8 | .250 | 11-14 | .786 | 3 | 23 | 26 | 5.2 | 19 | 1 | 14 | 16 | 6 | 9 | 43 | 8.6 | | |
| 0 | GRANT, Lanie | 5-3 | 120:49 | 24.2 | 14-30 | .467 | 10-21 | .476 | 3-4 | .750 | 0 | 5 | 5 | 1.0 | 3 | 0 | 12 | 12 | 0 | 2 | 41 | 8.2 | | |
| 10 | KELLY, Reniya | 5-5 | 125:21 | 25.1 | 13-40 | .325 | 7-16 | .438 | 3-4 | .750 | 1 | 13 | 14 | 2.8 | 6 | 0 | 8 | 10 | 1 | 8 | 36 | 7.2 | | |
| 7 | BROOKS, Nyla | 5-0 | 99:35 | 19.9 | 12-38 | .316 | 7-25 | .280 | 5-5 | 1.000 | 1 | 14 | 15 | 3.0 | 8 | 0 | 8 | 9 | 3 | 1 | 36 | 7.2 | | |
| 1 | ZUBICH, Jordan | 3-0 | 19:48 | 6.6 | 3-7 | .429 | 3-7 | .429 | 2-2 | 1.000 | 1 | 1 | 2 | 0.7 | 3 | 0 | 1 | 1 | 0 | 0 | 11 | 3.7 | | |
| 4 | HULL, Laila | 4-0 | 36:45 | 9.2 | 5-11 | .455 | 2-6 | .333 | 1-2 | .500 | 5 | 3 | 8 | 2.0 | 4 | 0 | 3 | 1 | 2 | 1 | 13 | 3.3 | | |
| 3 | HENDERSON, Taliyah | 5-0 | 54:49 | 11.0 | 6-13 | .462 | 2-3 | .667 | 0-0 | .000 | 4 | 3 | 7 | 1.4 | 9 | 0 | 3 | 1 | 0 | 4 | 14 | 2.8 | | |
| 26 | QUEIROZ, Taissa | 3-0 | 29:30 | 9.8 | 3-6 | .500 | 0-2 | .000 | 2-2 | 1.000 | 1 | 4 | 5 | 1.7 | 2 | 0 | 2 | 1 | 0 | 1 | 8 | 2.7 | | |
| 34 | THOMAS, Blanca | 4-0 | 20:38 | 5.2 | 3-3 | 1.000 | 0-0 | .000 | 0-0 | .000 | 0 | 5 | 5 | 1.3 | 5 | 0 | 2 | 4 | 0 | 0 | 6 | 1.5 | | |
| 5 | ASTAKHOVA, Liza | 3-0 | 15:20 | 5.1 | 1-6 | .167 | 1-5 | .200 | 0-0 | .000 | 1 | 1 | 2 | 0.7 | 4 | 0 | 0 | 0 | 0 | 0 | 3 | 1.0 | | |
| 15 | BARKER, Sydney | 3-0 | 10:00 | 3.3 | 1-6 | .167 | 0-4 | .000 | 0-0 | .000 | 0 | 1 | 1 | 0.3 | 1 | 0 | 2 | 1 | 0 | 0 | 2 | 0.7 | | |
| Team | | | | | | | | | | | 11 | 17 | 28 | | | | | 2 | | | | | | |
| Total | | 5 | 1000 | | 143-303 | .472 | 39-120 | .325 | 46-59 | .780 | 60 | 128 | 188 | 37.6 | 95 | 2 | 76 | 87 | 20 | 43 | 371 | 74.2 | | |
| Opponents | | 5 | 1000 | | 103-290 | .355 | 22-82 | .268 | 68-95 | .716 | 62 | 104 | 166 | 33.2 | 67 | 0 | 49 | 83 | 18 | 36 | 296 | 59.2 | | |



BOX SCORES

GAME 1 • NC CENTRAL • W (90-42) **GAME 2 • ELON • W (71-37)**



Officials: Billy Smith, Meadow Overstreet, Brandon Enterline

| North Carolina - 71 | | | Record: 2-0 | | | | | | | | | | | | | | | | | | | |
|---------------------|------------------|-------|-------------|------|-------|----------|-------|----|-----|----|----|--------|-----|--------------------|-----|-----|------|---------|--------------------------|-------|-------|-------|
| NO. | NAME | F | FG | 3P | FT | Rebounds | Fouls | TP | AS | TO | ST | Blocks | A/+ | Shooting By Period | | | | | | | | |
| | | | M | A | M | A | OR | DR | TOT | P | F | B | B | A | 1st | FG% | 4-15 | 26-57% | | | | |
| 2 | Nyla Harris | F | 14:35 | 4-5 | 0-0 | 2-3 | 2 | 1 | 3 | 3 | 3 | 10 | 1 | 0 | 1 | 1 | 1 | 15 | 1PT | FG% | 4-15 | 26.5% |
| 21 | Ciera Tomney | F | 27:06 | 3-7 | 0-2 | 2-2 | 5 | 7 | 12 | 2 | 2 | 8 | 1 | 1 | 1 | 2 | 0 | 22 | 1PT | FG% | 10-24 | 18.5% |
| 0 | Lanie Grant | F | 27:04 | 3-9 | 1-5 | 1-1 | 0 | 0 | 0 | 0 | 0 | 1 | 1 | 1 | 2 | 0 | 22 | 1PT | FG% | 10-24 | 18.5% | |
| 19 | Kylea Kelley | G | 09:50 | 0-3 | 0-1 | 0-0 | 0 | 0 | 0 | 0 | 0 | 1 | 0 | 1 | 0 | 0 | 1 | 3PT | FG% | 0-0 | 0.0% | |
| 24 | Indya Nivair | G | 26:14 | 6-13 | 0-4 | 1-2 | 3 | 4 | 7 | 1 | 1 | 13 | 3 | 6 | 0 | 0 | 23 | 1PT | FG% | 10-24 | 25% | |
| 17 | Elina Annisalo | G | 25:11 | 1-9 | 0-3 | 0-0 | 3 | 5 | 8 | 0 | 2 | 2 | 4 | 1 | 2 | 0 | 28 | 3rd FG% | 10-24 | 41.7% | | |
| 7 | Nyla Brooks | G | 28:05 | 4-13 | 2-8 | 0-4 | 1 | 3 | 4 | 3 | 4 | 10 | 4 | 2 | 4 | 0 | 0 | 27 | 3PT% | 0-7 | 0.0% | |
| 26 | Taissa Queiroz | 11:10 | 2-3 | 0-0 | 0-0 | 0 | 1 | 1 | 0 | 0 | 4 | 4 | 0 | 0 | 0 | 0 | 13 | 3PT% | 3-4 | 75% | | |
| 3 | Tallan Henderson | 13:04 | 4-7 | 0-1 | 2-2 | 2 | 1 | 3 | 1 | 2 | 10 | 0 | 2 | 0 | 0 | 0 | 14 | 4th FG% | 8-14 | 57.1% | | |
| 4 | Jordan Henderson | 06:26 | 0-0 | 0-0 | 0-0 | 0 | 0 | 0 | 0 | 0 | 0 | 0 | 0 | 0 | 0 | 0 | 0 | 3PT% | 3-5 | 60.0% | | |
| 1 | Talyn Zubich | 07:45 | 1-2 | 0-0 | 0-0 | 0 | 0 | 0 | 0 | 0 | 3 | 1 | 1 | 0 | 0 | 0 | 3 | 1PT | FG% | 0-0 | 0.0% | |
| 15 | Sydney Barker | 01:28 | 0-0 | 0-0 | 0-0 | 1 | 1 | 0 | 0 | 0 | 0 | 0 | 0 | 0 | 0 | 0 | 2 | GM FG% | 29-31 | 39.4% | | |
| Team | | | | | | | 4 | 2 | 6 | 0 | 0 | 0 | 2 | | | | | 3PT% | 19-40 | 15.4% | | |
| Totals | | | 28:71 | 4-25 | 11-17 | 21 | 26 | 47 | 11 | 17 | 71 | 16 | 13 | 19 | 3 | 4 | 34 | | 1PT | 11-17 | 64.7% | |
| Major Fouls: NONE | | | | | | | | | | | | | | | | | | | Dead Ball Rebounds: 3, 0 | | | |

| | | | | | | | | | | | |
|------------------|--------------------------|---------------------------|---------------|----|-----|--------------------------|-----|-----|-----|-----|-----|
| | EU | UNC | Points from | EU | UNC | Period by Period Scoring | | | | | |
| Biggest lead | 3 (1 st 7:14) | 34 (4 th 1:11) | Turnovers | 7 | 28 | | 1st | 2nd | 3rd | 4th | TOT |
| Best Scoring Run | 6 (3 rd 0:00) | 12 (3 rd 8:06) | Paint | 14 | 44 | EU | 12 | 8 | 9 | 8 | 37 |
| Lead Changes | | 9 | Second Chance | 4 | 18 | UNC | 16 | 13 | 23 | 19 | 71 |
| Times Tied | | 4 | Fast Breaks | 1 | 23 | | | | | | |
| Time with Lead | 05:30 | 34:11 | Benches | 18 | 29 | | | | | | |

GAME 3 • vs. No. 3 UCLA • L (60-78) **GAME 4 • vs. FAIRFIELD • W (82-68)**

[illegible]

| North Carolina - 82 | | Record: 3-1 | | | | | | | | | | | | | | | | | |
|---------------------|----------|-------------|-----------|-----------|----------|----|-------|----|----|----|----|----|-----------------|-----|---------------------|---------------------|---------------------|-------|-------|
| No. Name | Min | FG M/A | 3P M/A | FT M/A | Rebounds | | Fouls | | TP | AS | TO | ST | Blocks BS BA | +/- | Shooting By Period | | | | |
| | | | | | OR | DR | FF | PF | | | | | | | 1 st FG% | 2 nd FG% | | | |
| 4 Lasha' Tommye | 3:4 | 1/2 | 1/2 | 5/6 | 0 | 1 | 5 | 2 | 4 | 12 | 1 | 2 | 0 | 0 | 1 | 1 st FG% | 4.19 | 21.1% | |
| 0 Lasha' Tommye | 1:1 | 1/2 | 1/2 | 1/2 | 0 | 1 | 5 | 2 | 4 | 12 | 1 | 2 | 0 | 0 | 1 | 2 nd FG% | 4.19 | 11.1% | |
| 10 Reniya Kelly | FG:23.13 | 1-6 | 0-3 | 3-4 | 0 | 1 | 1 | 1 | 2 | 5 | 3 | 1 | 2 | 0 | 0 | 9 | FT% | 8.13 | 61.5% |
| 17 Elina Aarniala | FG:25.22 | 2-3 | 1-3 | 2-2 | 1 | 5 | 6 | 1 | 2 | 7 | 1 | 1 | 1 | 0 | 0 | 6 | 3 rd FG% | 3.3 | 66.7% |
| 24 Indya Nivak | FG:18.26 | 4-8 | 0-2 | 2-5 | 2 | 4 | 3 | 4 | 0 | 14 | 2 | 2 | 4 | 0 | 0 | 20 | FT% | 8 | 100% |
| 7 Nyia Brooks | FG:23.02 | 5-12 | 1-4 | 1-1 | 1 | 2 | 3 | 4 | 1 | 12 | 2 | 2 | 0 | 1 | 3 | 3 | 3 rd FG% | 6.19 | 42.1% |
| 2 Nyia Brooks | FG:19.03 | 5-8 | 0-0 | 1-2 | 4 | 4 | 7 | 4 | 0 | 14 | 0 | 0 | 0 | 1 | 1 | 30 | 4 th FG% | 3.9 | 33.3% |
| 4 Jalen Lull | 19:32 | 5-9 | 4-7 | 0-0 | 1 | 1 | 2 | 4 | 0 | 14 | 0 | 0 | 1 | 1 | 1 | 14 | FT% | 4.2 | 42.9% |
| 1 Jordan Zubich | 06:36 | 0-0 | 0-0 | 0-0 | 0 | 0 | 0 | 0 | 0 | 0 | 0 | 0 | 0 | 0 | 0 | -12 | 3 rd FG% | 8.16 | 50.0% |
| 3 Talyah Henderson | 16:58 | 1-4 | 0-0 | 1-2 | 0 | 2 | 2 | 2 | 1 | 3 | 0 | 1 | 1 | 0 | 0 | 5 | 2 nd FT% | 2.4 | 50.0% |
| 15 Sydney Barker | 02:39 | 0-0 | 0-0 | 0-0 | 0 | 0 | 0 | 0 | 0 | 1 | 0 | 0 | 0 | 0 | -8 | FT% | 5.7 | 71.4% | |
| Team | | | | | 3 | 1 | 4 | 0 | | | | | | | | GM FG% | 28.67 | 41.8% | |
| Totals | | 28-67 | 8-25 | 18-24 | 15 | 20 | 35 | 22 | 20 | 82 | 14 | 0 | 0 | 3 | 14 | 3 rd FG% | 8.25 | 32.0% | |

| | | | | | | | | | | | |
|------------------|---------------------------|---------------------------|---------------|-----|-----|--------------------------|-----|-----|-----|-----|-----|
| | FFD | UNC | Points from | FFD | UNC | Period by Period Scoring | | | | | |
| Biggest lead | 9 (1 st 2:17) | 25 (4 th 6:03) | Turnovers | 5 | 24 | | 1st | 2nd | 3rd | 4th | TOT |
| Best Scoring Run | 11 (1 st 2:17) | 15 (2 nd 3:30) | Paint | 30 | 40 | FFD | 19 | 6 | 20 | 23 | 68 |
| Lead Changes | | 4 | Second Chance | 2 | 15 | UNC | 11 | 26 | 22 | 23 | 82 |
| Times Tied | | 3 | Fast Breaks | 3 | 9 | | | | | | |
| Time with Lead | 08:17 | 27:56 | Bench | 15 | 41 | | | | | | |

BOX SCORES

GAME 5 • at NC A&T • W (85-50)



Official Basketball Box Score - Final
North Carolina at NC A&T
11/20/25 Corbett Sports Center, Greensboro, NC
2025-26 Women's Basketball

Game Time: 7:04 PM
Game Duration: 1:52

Officials: Krystle Apeltzer, Nic Capell, Whitney Armstrong

North Carolina - 85 Record: 1-0

| NO. | Name | Min | FG MA | 3P MA | FT MA | Reb OR | Fouls DR | PF | Fouls TP | AS | TO | ST | Blocks BS | +/- | | | |
|--------|-------------------|---------|----------|----------|----------|-----------|-------------|----|-------------|----|----|----|--------------|-----|---|----|----|
| 2 | Nyla Harris | F 17:44 | 1-5 | 0-1 | 2-2 | 5 | 1 | 6 | 5 | 1 | 4 | 2 | 3 | 1 | 0 | 19 | |
| 21 | Ciera Toomey | F 26:05 | 6-10 | 0-3 | 0-1 | 1 | 3 | 4 | 1 | 12 | 1 | 2 | 2 | 0 | 0 | 34 | |
| 10 | Reniya Kelly | G 18:47 | 2-5 | 2-4 | 0-0 | 2 | 2 | 2 | 0 | 6 | 2 | 1 | 2 | 0 | 0 | 21 | |
| 17 | Elina Aarnisalo | G 23:47 | 6-8 | 1-2 | 0-1 | 1 | 1 | 2 | 0 | 2 | 13 | 2 | 4 | 3 | 0 | 1 | 34 |
| 24 | Indya Nivar | G 24:03 | 5-7 | 1-1 | 3-4 | 1 | 9 | 10 | 3 | 5 | 14 | 3 | 4 | 2 | 2 | 0 | 31 |
| 0 | Lanie Grant | 21:06 | 3-6 | 2-4 | 0-0 | 0 | 1 | 1 | 0 | 0 | 8 | 3 | 2 | 0 | 0 | 0 | 2 |
| 4 | Laila Hull | 14:42 | 2-5 | 0-2 | 0-0 | 2 | 0 | 2 | 2 | 0 | 4 | 2 | 0 | 0 | 1 | 0 | 10 |
| 7 | Nyla Brooks | 21:52 | 5-13 | 4-11 | 0-0 | 0 | 5 | 5 | 2 | 0 | 14 | 1 | 1 | 0 | 2 | 0 | 19 |
| 3 | Taliyah Henderson | 16:54 | 0-2 | 0-0 | 0-0 | 1 | 0 | 1 | 3 | 2 | 0 | 3 | 0 | 0 | 0 | 1 | 3 |
| 1 | Jordan Zubich | 09:12 | 2-4 | 2-4 | 2-2 | 0 | 0 | 0 | 1 | 1 | 8 | 0 | 1 | 0 | 0 | 0 | 0 |
| 5 | Liza Astakhova | 03:35 | 0-0 | 0-0 | 0-0 | 0 | 1 | 1 | 1 | 0 | 0 | 0 | 0 | 0 | 0 | 0 | -4 |
| 15 | Sydney Barker | 02:13 | 1-4 | 0-2 | 0-0 | 0 | 0 | 0 | 1 | 0 | 2 | 0 | 0 | 0 | 0 | 0 | -3 |
| Team | | | | | | 2 | 2 | 4 | 0 | 0 | 0 | 0 | 0 | 0 | 0 | 0 | 0 |
| Totals | | | 33-69 | 12-34 | 7-10 | 13 | 25 | 38 | 24 | 12 | 85 | 19 | 18 | 13 | 5 | 3 | 35 |

Major Fouls: NONE

Dead Ball Rebounds: 0

NC A&T - 50

| NO. | Name | Min | FG | 3P | FT | Rebounds | Fouls | TP | AS | TO | ST | Blocks | + | - | |
|--------|------------------|---------|-------|-----|-------|----------|-------|----|----|----|----|--------|----|---|---|
| | | | MA | MA | MA | OR | DR | FF | PF | FD | | BS | BA | | |
| 0 | Darrionna Howard | F 30:05 | 1-3 | 0-0 | 2-6 | 1 | 4 | 5 | 0 | 4 | 4 | 3 | 3 | 1 | |
| 15 | Elliot Jessup | F 38:15 | 0-4 | 0-2 | 2-2 | 0 | 2 | 2 | 0 | 2 | 1 | 3 | 0 | 0 | |
| 33 | Chaniya Clark | C 18:24 | 6-8 | 0-1 | 2-4 | 1 | 6 | 7 | 3 | 4 | 14 | 0 | 2 | 0 | |
| 7 | Jordan Brown | G 27:40 | 1-5 | 0-1 | 2-2 | 1 | 1 | 2 | 2 | 3 | 4 | 1 | 8 | 2 | |
| 10 | M'ya Tucker | G 29:13 | 2-6 | 0-0 | 1-2 | 0 | 2 | 2 | 3 | 1 | 5 | 0 | 0 | 1 | |
| 3 | Crystal Hardy | 12:07 | 0-1 | 0-0 | 0-0 | 1 | 1 | 2 | 0 | 0 | 0 | 0 | 1 | 0 | |
| 4 | Anaya Karim | 21:36 | 4-11 | 0-1 | 3-5 | 2 | 5 | 7 | 0 | 5 | 11 | 0 | 3 | 1 | |
| 2 | Londyn Walker | 14:02 | 1-4 | 0-0 | 0-0 | 1 | 1 | 2 | 2 | 5 | 2 | 2 | 0 | 1 | |
| 12 | J'anya Meyers | 09:37 | 2-4 | 0-1 | 1-6 | 0 | 2 | 2 | 1 | 3 | 5 | 0 | 2 | 1 | |
| 11 | Eva Andrews | 02:01 | 0-1 | 0-0 | 0-0 | 0 | 0 | 0 | 1 | 0 | 0 | 0 | 0 | 0 | |
| Team | | | | | | 5 | 2 | 7 | 0 | 0 | 0 | 2 | | | |
| Totals | | | 17-47 | 0-6 | 16-31 | 11 | 26 | 37 | 12 | 24 | 50 | 7 | 26 | 6 | 3 |

Major Fouls: NONE

Dead Ball Rebounds: 9

| | Heels | Aggies |
|------------------|---------------------------|---------------------------|
| Biggest lead | 43 (4 th 5:25) | 0 (1 st 10:00) |
| Best Scoring Run | 14 (3 rd 3:53) | 5 (3 rd 3:07) |
| Lead Changes | 0 | |
| Times Tied | 0 | |
| Time with Lead | 39:31 | 00:00 |

| Points from | Heels | Aggies |
|---------------|-------|--------|
| Turnovers | 33 | 12 |
| Paint | 42 | 30 |
| Second Chance | 15 | 11 |
| Fast Breaks | 22 | 2 |
| Bench | 36 | 21 |

| Period by Period Scoring | | | | | |
|--------------------------|-----|-----|-----|-----|-----|
| | 1st | 2nd | 3rd | 4th | TOT |
| Heels | 14 | 29 | 26 | 16 | 85 |
| Aggies | 8 | 13 | 12 | 17 | 50 |

GAME 6 • UNCG • W (94-48)



Official Basketball Box Score - Final
UNC Greensboro at North Carolina
11/20/25 Carmichael Arena, Chapel Hill
2025-26 Women's Basketball

Game Time: 6:00 PM
Game Duration: 1:47
Attendance: 2,418

Officials: Talisa Green, Sarah Williams, Kayla Maynor

UNC Greensboro - 48

| NO. | Name | Min | FG | 3P | FT | Rebounds | Fouls | TP | AS | TO | ST | Blocks | BA | + | - | | |
|--------|--------------------|---------|-------|------|-------|----------|-------|----|----|----|----|--------|----|---|---|-----|-----|
| | | | MA | MA | MA | OR | DR | FF | PF | FD | | BS | BA | | | | |
| 15 | Rylan Moffitt | F 18:54 | 1-3 | 0-1 | 0-0 | 2 | 2 | 4 | 4 | 0 | 2 | 1 | 3 | 1 | 0 | -26 | |
| 1 | Jeni Levine | G 33:32 | 8-14 | 3-6 | 2-2 | 1 | 0 | 1 | 0 | 2 | 21 | 1 | 3 | 0 | 1 | -32 | |
| 2 | Tasia Johnson | G 24:21 | 3-5 | 2-3 | 0-0 | 1 | 1 | 2 | 0 | 1 | 8 | 3 | 3 | 1 | 0 | -32 | |
| 4 | Jailia Lee | G 16:07 | 0-7 | 0-3 | 2-2 | 1 | 1 | 2 | 0 | 1 | 2 | 1 | 1 | 1 | 0 | -23 | |
| 22 | Makiah Asidanya | G 29:01 | 2-10 | 1-3 | 5-7 | 1 | 0 | 1 | 2 | 5 | 10 | 2 | 4 | 0 | 0 | -31 | |
| 0 | Layla Minor | 14:21 | 0-4 | 0-3 | 2-2 | 0 | 1 | 1 | 1 | 2 | 2 | 0 | 1 | 0 | 0 | -19 | |
| 45 | Mia Simpson | 19:07 | 0-2 | 0-0 | 0-0 | 0 | 0 | 0 | 0 | 2 | 0 | 0 | 1 | 0 | 0 | -20 | |
| 6 | Kristina Rakitobbe | 14:41 | 0-0 | 0-0 | 0-0 | 0 | 1 | 1 | 2 | 0 | 0 | 0 | 2 | 0 | 0 | -8 | |
| 7 | Salimata Traore | 03:38 | 0-0 | 0-0 | 0-0 | 0 | 0 | 0 | 0 | 0 | 0 | 0 | 1 | 1 | 0 | -4 | |
| 12 | Ciera Harris | 16:12 | 1-3 | 1-1 | 0-0 | 1 | 3 | 4 | 0 | 0 | 3 | 0 | 1 | 0 | 0 | -21 | |
| 32 | Danaya Stokes | 04:59 | 0-0 | 0-0 | 0-0 | 0 | 1 | 1 | 0 | 1 | 0 | 1 | 0 | 0 | 0 | -7 | |
| 13 | Joelle Davis | 03:49 | 0-2 | 0-2 | 0-0 | 0 | 0 | 0 | 0 | 0 | 0 | 0 | 0 | 0 | 0 | -6 | |
| 5 | Ella Pierre-Louis | 01:18 | 0-0 | 0-0 | 0-0 | 0 | 1 | 1 | 0 | 0 | 0 | 0 | 1 | 0 | 0 | -1 | |
| Team | | | | | | 5 | 0 | 5 | 0 | 0 | 2 | | | | | | |
| Totals | | | 15-50 | 7-22 | 11-13 | 12 | 11 | 23 | 10 | 14 | 48 | 8 | 23 | 4 | 1 | 7 | -46 |

Major Fouls: NONE

Dead Ball Rebounds: 3

North Carolina - 94

| NO. | Name | | Min | FG | 3P | FT | Reb | DR | OR | Fouls | TP | AS | TO | ST | Blocks | BS | +/- | |
|--------|-------------------|---|-------|-------|-------|-----|-----|----|----|-------|----|----|----|----|--------|----|-----|----|
| 21 | Ciera Toomey | F | 22:03 | 9-12 | 0-1 | 1-1 | 2 | 5 | 7 | 1 | 3 | 19 | 4 | 0 | 3 | 0 | 23 | |
| 0 | Lanie Grant | G | 29:03 | 2-4 | 1-3 | 2-2 | 0 | 2 | 2 | 3 | 2 | 7 | 3 | 1 | 0 | 1 | 36 | |
| 10 | Reniya Kelly | G | 21:13 | 1-2 | 1-1 | 0-0 | 0 | 0 | 0 | 0 | 1 | 3 | 4 | 0 | 0 | 1 | 24 | |
| 17 | Elina Aarnisalo | G | 27:09 | 5-7 | 3-3 | 0-0 | 1 | 3 | 4 | 0 | 0 | 13 | 1 | 2 | 1 | 0 | 32 | |
| 24 | Indya Nivar | G | 24:00 | 5-12 | 0-3 | 0-0 | 2 | 3 | 5 | 1 | 2 | 10 | 4 | 3 | 2 | 1 | 26 | |
| 4 | Laila Hull | | 21:23 | 2-2 | 2-2 | 0-0 | 0 | 2 | 2 | 3 | 0 | 6 | 4 | 0 | 1 | 2 | 21 | |
| 3 | Taliyah Henderson | | 16:18 | 6-7 | 1-1 | 0-0 | 2 | 0 | 2 | 4 | 1 | 13 | 0 | 2 | 3 | 0 | 22 | |
| 7 | Nyla Brooks | | 17:23 | 7-7 | 3-3 | 1-2 | 0 | 1 | 1 | 1 | 1 | 18 | 2 | 1 | 2 | 1 | 19 | |
| 1 | Jordan Zubich | | 12:37 | 1-2 | 1-2 | 0-0 | 0 | 0 | 0 | 0 | 1 | 0 | 3 | 0 | 2 | 1 | 17 | |
| 5 | Liza Astakhova | | 05:44 | 1-4 | 0-1 | 0-0 | 0 | 1 | 1 | 0 | 1 | 0 | 2 | 0 | 0 | 0 | 4 | |
| 15 | Sydney Barker | | 03:07 | 0-0 | 0-0 | 0-0 | 0 | 2 | 2 | 0 | 0 | 0 | 0 | 0 | 0 | 0 | 6 | |
| Team | | | | | | | 2 | 1 | 3 | 0 | 0 | | | | | | | |
| Totals | | | | 39-59 | 12-20 | 4-5 | 9 | 20 | 29 | 14 | 10 | 94 | 20 | 12 | 14 | 7 | 1 | 46 |

Major Fouls: NONE

Dead Ball Rebounds: 1

| | NCG | UNC | Points from | NCG | UNC | Period by Period Scoring | | | | | |
|------------------|---------------------------|---------------------------|---------------|-----|-----|--------------------------|-----|-----|-----|-----|-----|
| Biggest lead | 0 (1 st 10:00) | 46 (4 th 0:55) | Turnovers | 8 | 40 | | 1st | 2nd | 3rd | 4th | TOT |
| Best Scoring Run | 6 (3 rd 2:13) | 9 (3 rd 3:23) | Paint | 12 | 48 | | | | | | |
| Lead Changes | 0 | | Second Chance | 8 | 15 | NCG | 8 | 22 | 10 | 8 | 48 |
| Times Tied | 1 | | Fast Breaks | 3 | 10 | | | | | | |
| Time with Lead | 00:00 | 38:30 | Bench | 5 | 42 | UNC | 23 | 26 | 21 | 24 | 94 |

GAME 7 • vs. SOUTH DAKOTA STATE • W (83-48)



Official Basketball Box Score - Final
North Carolina at South Dakota State
11/22/25 Hard Rock Hotel Rivera Maya, Puerto Aventuras
2025-26 Women's Basketball

Game Time: 11:00 AM
Game Duration: 1:42

Officials: Zac Brost, Courtney Robinson, Rochelle Bennett

North Carolina - 83

| NO. | Name | Min | FG | 3P | FT | Reb | Fouls | TP | AS | TO | ST | Blocks | BS | +/- | | | |
|--------|-------------------|---------|-------|-------|------|-----|-------|----|----|----|----|--------|----|-----|---|----|----|
| | | | MA | MA | MA | OR | DR | FF | PF | FD | | BS | BA | | | | |
| 21 | Ciera Toomey | F 19:36 | 3-6 | 0-2 | 1-2 | 2 | 3 | 5 | 1 | 7 | 1 | 2 | 0 | 26 | | | |
| 0 | Lanie Grant | G 23:32 | 1-5 | 1-4 | 0-0 | 0 | 2 | 2 | 1 | 1 | 3 | 4 | 2 | 0 | 0 | 21 | |
| 10 | Reniya Kelly | G 20:26 | 1-8 | 1-3 | 1-2 | 0 | 6 | 6 | 1 | 2 | 4 | 3 | 1 | 0 | 0 | 1 | 24 |
| 17 | Elina Aarnisalo | G 28:45 | 5-8 | 0-0 | 4-5 | 1 | 1 | 2 | 0 | 3 | 14 | 4 | 0 | 1 | 0 | 0 | 25 |
| 24 | Indya Nivar | G 31:16 | 6-11 | 1-3 | 0-2 | 4 | 8 | 12 | 4 | 2 | 13 | 5 | 1 | 10 | 2 | 0 | 32 |
| 2 | Nyla Harris | 09:12 | 6-9 | 0-0 | 0-0 | 1 | 2 | 3 | 4 | 0 | 13 | 0 | 0 | 0 | 0 | 0 | 4 |
| 7 | Nyla Brooks | 21:18 | 5-10 | 4-7 | 0-0 | 0 | 1 | 1 | 2 | 0 | 14 | 0 | 2 | 0 | 0 | 0 | 19 |
| 3 | Taliyah Henderson | 11:12 | 2-2 | 0-0 | 1-4 | 2 | 2 | 4 | 2 | 2 | 5 | 0 | 0 | 0 | 0 | 0 | 5 |
| 4 | Laila Hull | 22:02 | 3-9 | 2-8 | 0-0 | 0 | 5 | 5 | 1 | 0 | 8 | 4 | 1 | 2 | 0 | 0 | 21 |
| 1 | Jordan Zubich | 07:26 | 1-4 | 1-4 | 0-0 | 0 | 0 | 0 | 0 | 0 | 0 | 3 | 0 | 0 | 0 | 0 | 2 |
| 15 | Sydney Barker | 02:47 | 0-0 | 0-0 | 0-0 | 1 | 0 | 1 | 0 | 0 | 0 | 0 | 0 | 0 | 0 | 0 | -2 |
| 5 | Liza Astakhova | 02:28 | 0-1 | 0-0 | 0-0 | 0 | 0 | 0 | 1 | 0 | 0 | 0 | 0 | 0 | 0 | 0 | -2 |
| Team | | | | | | 1 | 2 | 3 | 0 | 0 | 0 | | | | | | |
| Totals | | | 33-73 | 10-31 | 7-15 | 12 | 32 | 44 | 17 | 10 | 83 | 21 | 9 | 15 | 3 | 1 | 35 |

Major Fouls: NONE

Dead Ball Rebounds: 5

BOX SCORES

GAME 9 • vs. COLUMBIA • W (80-63)

GAME 10 • at No. 2 TEXAS • L (64-79)



Official Basketball Box Score - Final
North Carolina at Columbia
11/29/25 Hard Rock Hotel Riviera Maya, Puerto Aventuras
2025-26 Women's Basketball

Game Time: 1:30 PM
Game Duration: 1:49

Officials: Jeff Wooten, Rachael Wood, Corey Malone

North Carolina - 80

Record: 1-0

| NO. Name | Min | FG | 3P | FT | Rebounds | Fouls | TP | AS | TO | ST | Blocks | +/- |
|---------------------|---------|-------|------|------|-----------|-------|----|----|----|----------|--------|-----|
| | | M-A | M-A | M-A | OR DR TOT | PF | | | | | BS BA | |
| 21 Ciera Toomey | F 25:28 | 8-9 | 0-0 | 2-5 | 2 3 5 | 3 4 | 18 | 0 | 1 | 1 | 0 0 13 | |
| 0 Lanie Grant | G 35:51 | 8-14 | 2-6 | 1-3 | 1 3 4 | 1 4 | 19 | 4 | 2 | 1 | 0 0 22 | |
| 10 Reniya Kelly | G 23:09 | 0-3 | 0-0 | 0-0 | 0 1 1 | 4 1 0 | 3 | 1 | 1 | 0 0 0 5 | | |
| 17 Elina Aarnisalo | G 36:03 | 6-11 | 1-2 | 2-2 | 0 0 0 | 1 2 | 15 | 3 | 1 | 3 0 1 11 | | |
| 24 Indya Nivar | G 29:17 | 4-10 | 1-2 | 2-4 | 0 6 6 | 5 4 | 11 | 6 | 0 | 6 0 1 20 | | |
| 2 Nyla Harris | 16:27 | 5-8 | 0-0 | 0-0 | 2 3 5 | 1 0 | 10 | 1 | 2 | 0 0 1 9 | | |
| 7 Nyla Brooks | 09:00 | 0-0 | 0-0 | 0-2 | 0 1 1 | 0 1 0 | 1 | 2 | 1 | 0 0 0 -5 | | |
| 4 Laila Hull | 14:35 | 1-1 | 1-1 | 0-0 | 0 0 0 | 0 0 3 | 0 | 1 | 0 | 0 0 0 1 | | |
| 3 Tallyah Henderson | 10:10 | 2-3 | 0-1 | 0-0 | 0 1 1 | 0 1 4 | 0 | 0 | 0 | 1 0 0 0 | | |
| Team | | | | | 4 1 5 | 0 0 | 0 | 1 | | | | |
| Totals | | 34-59 | 5-12 | 7-16 | 9 19 28 | 15 17 | 80 | 18 | 11 | 14 | 0 3 17 | |

Major Fouls: NONE

Shooting By Period
1st FG% 5-14 35.7%
3PT% 2-4 50.0%
FT% 0-2 0%
2nd FG% 10-13 76.9%
3PT% 1-1 100.0%
FT% 2-5 40%
3rd FG% 10-16 62.5%
3PT% 1-3 33.3%
FT% 1-1 100%
4th FG% 9-16 56.3%
3PT% 1-4 25.0%
FT% 4-8 50%
GM FG% 34-59 57.6%
3PT% 5-12 41.7%
FT% 7-16 43.8%

Dead Ball Rebounds: 6.0

Columbia - 63

Record: 0-1

| NO. Name | Min | FG | 3P | FT | Rebounds | Fouls | TP | AS | TO | ST | Blocks | +/- |
|-------------------|---------|-------|-------|------|-----------|--------|----|----|----|-----------|--------|-----|
| | | M-A | M-A | M-A | OR DR TOT | PF | | | | | BS BA | |
| 0 Susie Rafiu | F 33:09 | 4-12 | 2-4 | 1-2 | 1 7 8 | 3 3 | 11 | 1 | 4 | 0 1 0 -12 | | |
| 1 Perri Page | G 35:25 | 5-10 | 1-2 | 2-2 | 1 7 8 | 1 3 | 13 | 2 | 3 | 0 0 -14 | | |
| 3 Fliss Henderson | G 35:55 | 2-4 | 0-1 | 2-2 | 2 2 4 | 1 1 6 | 5 | 3 | 0 | 0 0 -17 | | |
| 12 Marija Avijas | G 23:57 | 2-4 | 1-3 | 0-0 | 0 1 1 | 5 0 5 | 1 | 3 | 1 | 0 0 -14 | | |
| 24 Riley Weiss | G 35:51 | 7-16 | 4-9 | 3-3 | 1 0 1 | 2 6 21 | 2 | 5 | 0 | 2 0 -16 | | |
| 11 Nasi Simmons | 04:10 | 0-0 | 0-0 | 0-0 | 0 0 0 | 1 1 0 | 0 | 1 | 0 | 0 0 -5 | | |
| 21 Maria Jama | 05:04 | 0-0 | 0-0 | 0-0 | 0 0 0 | 2 0 0 | 1 | 0 | 0 | 0 0 -2 | | |
| 3 Eirry Eirugha | 07:02 | 0-0 | 0-0 | 0-0 | 0 0 0 | 0 0 0 | 1 | 0 | 0 | 0 0 -9 | | |
| 5 Mia Broom | 19:26 | 2-2 | 2-2 | 1-2 | 0 2 2 | 2 1 7 | 3 | 2 | 0 | 0 0 6 | | |
| Team | | | | | 1 0 1 | 0 0 | 0 | 1 | | | | |
| Totals | | 22-48 | 10-21 | 9-11 | 6 19 25 | 17 15 | 63 | 16 | 21 | 4 3 0 17 | | |

Major Fouls: NONE

Shooting By Period
1st FG% 3-12 25.0%
3PT% 2-5 40.0%
FT% 1-2 50%
2nd FG% 8-13 61.5%
3PT% 3-6 50.0%
FT% 3-3 100%
3rd FG% 7-12 58.3%
3PT% 4-6 66.7%
FT% 0-0 0%
4th FG% 4-11 36.4%
3PT% 1-4 25.0%
FT% 5-6 83.3%
GM FG% 22-48 45.8%
3PT% 10-21 47.6%
FT% 9-11 81.8%

Dead Ball Rebounds: 3.0

| | UNC | COL |
|--------------------------|---------------------------|--------------------------|
| Biggest lead | 19 (4 th 4:33) | 3 (2 nd 2:36) |
| Best Scoring Run | 9 (4 th 4:33) | 5 (2 nd 8:41) |
| Lead Changes | 9 | |
| Times Tied | 1 | |
| Time with Lead | 35:14 | 03:10 |
| Points from Turnovers | UNC 20 | COL 5 |
| Paint | UNC 50 | COL 24 |
| Second Chance | UNC 13 | COL 4 |
| Fast Breaks | UNC 8 | COL 0 |
| Bench | UNC 17 | COL 7 |
| Period by Period Scoring | UNC 12 23 22 23 | COL 8 16 14 13 |



Official Basketball Box Score - Final
North Carolina at Texas
12/04/25 Moody Center, Austin
2025-26 Women's Basketball

Game Time: 6:00 PM
Game Duration: 2:03
Attendance: 9,920

Officials: Cira Cross, Kevin Penick, Kristin Bell

North Carolina - 64

Record: 8-2

| NO. Name | Min | FG | 3P | FT | Rebounds | Fouls | TP | AS | TO | ST | Blocks | +/- |
|---------------------|---------|-------|------|-------|-----------|--------|----|----|----|---------|--------|-----|
| | | M-A | M-A | M-A | OR DR TOT | PF | | | | | BS BA | |
| 2 Nyla Harris | F 18:43 | 4-5 | 0-0 | 1-2 | 2 1 3 | 3 1 9 | 0 | 4 | 0 | 1 1 1 | | |
| 21 Ciera Toomey | F 37:39 | 4-7 | 0-2 | 2-2 | 5 3 8 | 3 1 10 | 0 | 1 | 1 | 3 0 -10 | | |
| 10 Reniya Kelly | G 27:07 | 0-8 | 0-1 | 2-2 | 0 2 2 | 0 1 2 | 1 | 3 | 1 | 0 0 -13 | | |
| 17 Elina Aarnisalo | G 31:13 | 6-7 | 0-1 | 4-4 | 1 2 3 | 1 3 16 | 2 | 3 | 1 | 0 1 -18 | | |
| 24 Indya Nivar | G 33:44 | 5-9 | 1-2 | 6-8 | 0 4 4 | 4 7 17 | 3 | 2 | 2 | 1 1 9 | | |
| 0 Lanie Grant | 22:46 | 2-5 | 0-2 | 1-2 | 0 1 1 | 1 1 5 | 1 | 2 | 0 | 0 1 -12 | | |
| 3 Nyla Brooks | 20:24 | 1-6 | 0-2 | 0-0 | 1 1 2 | 4 0 2 | 0 | 2 | 0 | 0 0 -3 | | |
| 34 Bianca Thomas | 02:21 | 0-0 | 0-0 | 0-0 | 0 0 0 | 0 0 0 | 0 | 1 | 0 | 0 0 -5 | | |
| 3 Tallyah Henderson | 03:52 | 1-2 | 1-1 | 0-0 | 0 0 0 | 0 0 0 | 0 | 0 | 0 | 0 0 -4 | | |
| 4 Laila Hull | 02:06 | 0-0 | 0-0 | 0-0 | 0 0 0 | 0 0 0 | 0 | 1 | 0 | 0 0 -2 | | |
| Team | | | | | 1 7 8 | 0 0 | 0 | 1 | | | | |
| Totals | | 23-49 | 2-11 | 16-20 | 10 21 31 | 19 14 | 64 | 7 | 20 | 5 6 15 | | |

Major Fouls: NONE

Shooting By Period
1st FG% 10-13 76.9%
3PT% 1-2 50.0%
FT% 0-0 0%
2nd FG% 3-11 27.3%
3PT% 1-4 25.0%
FT% 3-4 75%
3rd FG% 5-13 38.5%
3PT% 0-1 0%
FT% 5-8 62.5%
4th FG% 5-12 41.7%
3PT% 0-4 0%
FT% 8-8 100%
GM FG% 23-49 46.9%
3PT% 2-11 18.2%
FT% 16-20 80.0%

Dead Ball Rebounds: 2.0

Texas - 79

Record: 9-0

| NO. Name | Min | FG | 3P | FT | Rebounds | Fouls | TP | AS | TO | ST | Blocks | +/- |
|----------------------|---------|-------|-----|-------|-----------|--------|----|----|----|-----------|--------|-----|
| | | M-A | M-A | M-A | OR DR TOT | PF | | | | | BS BA | |
| 20 Madis on Booker | F 37:57 | 4-12 | 0-1 | 10-11 | 3 3 6 | 2 7 18 | 4 | 2 | 1 | 2 0 19 | | |
| 25 Breyia Cunningham | F 11:12 | 0-2 | 0-0 | 0-0 | 0 0 0 | 2 0 0 | 0 | 1 | 1 | 0 1 -11 | | |
| 32 Teya Sidberry | F 22:11 | 2-7 | 1-2 | 1-2 | 2 2 4 | 1 3 6 | 1 | 0 | 2 | 1 0 1 | | |
| 3 Nyla Brooks | G 40:00 | 3-8 | 0-0 | 0-0 | 0 2 2 | 0 1 6 | 8 | 4 | 3 | 1 0 15 | | |
| 7 Jordan Lee | G 40:00 | 10-16 | 2-5 | 0-0 | 4 1 5 | 3 0 22 | 1 | 0 | 2 | 0 1 15 | | |
| 3 Tallyah Henderson | 18:12 | 4-6 | 1-1 | 2-4 | 2 1 3 | 4 3 11 | 0 | 0 | 0 | 1 1 12 | | |
| 0 Kyla Oldacre | 29:28 | 6-12 | 0-0 | 4-4 | 1 6 7 | 2 5 16 | 1 | 0 | 2 | 1 2 24 | | |
| Team | | | | | 2 3 0 | 0 0 | 0 | 1 | | | | |
| Totals | | 29-63 | 4-9 | 17-21 | 13 17 30 | 14 19 | 79 | 15 | 8 | 11 6 5 15 | | |

Major Fouls: NONE

Shooting By Period
1st FG% 6-16 37.5%
3PT% 2-3 66.7%
FT% 2-3 66.7%
2nd FG% 7-14 50.0%
3PT% 0-2 0%
FT% 9-10 90%
3rd FG% 10-19 52.6%
3PT% 1-3 33.3%
FT% 3-4 75%
4th FG% 6-14 42.9%
3PT% 1-1 100%
FT% 3-4 75%
GM FG% 29-63 46.0%
3PT% 4-9 44.4%
FT% 17-21 81.0%

Dead Ball Rebounds: 4.1

| | UNC | TEXAS |
|--------------------------|--------------------------|---------------------------|
| Biggest lead | 7 (1 st 0:33) | 24 (4 th 4:17) |
| Best Scoring Run | 7 (1 st 0:33) | 9 (2 nd 7:39) |
| Lead Changes | 5 | |
| Times Tied | 8 | |
| Time with Lead | 11:05 | 25:02 |
| Points from Turnovers | UNC 7 | TEXAS 24 |
| Paint | UNC 40 | TEXAS 30 |
| Second Chance | UNC 10 | TEXAS 15 |
| Fast Breaks | UNC 11 | TEXAS 8 |
| Bench | UNC 10 | TEXAS 27 |
| Period by Period Scoring | UNC 21 10 15 18 | TEXAS 16 23 24 16 |

GAME 11 • BOSTON UNIVERSITY • W (82-40)

GAME 12 • No. 22 LOUISVILLE • L (66-76 OT)



Official Basketball Box Score - Final
Boston U. at North Carolina
12/07/25 Carmichael Arena, Chapel Hill
2025-26 Women's Basketball

Game Time: 12:00 PM
Game Duration: 1:46
Attendance: 3,139

Officials: Rod Crouch, Ryan Dunham, Alexis Perez

Boston U. - 40

Record: 3-6

| Shooting By Period | | | | | | | | | | | | |
|----------------------------|---------|-------|------|------|-----------|-------|----|----|----|-----|--------|-----|
| 1st FG: 5-13 38.5% | | | | | | | | | | | | |
| NO. Name | Min | FG | 3P | FT | Rebounds | Fouls | TP | AS | TO | ST | Blocks | +/- |
| | | M-A | M-A | M-A | OR DR TOT | PF | | | | | BS BA | |
| 20 Anette Adler | F 21:28 | 2-10 | 0-0 | 4-4 | 1 4 5 | 3 3 | 8 | 1 | 1 | 0 2 | 19 | |
| 31 Anastasia Semenovna | F 22:46 | 1-6 | 0-4 | 0-0 | 1 5 6 | 2 0 2 | 2 | 0 | 0 | 0 1 | -31 | |
| 12 Bella McLaughlin | G 25:16 | 2-5 | 0-2 | 0-1 | 0 0 0 | 2 1 4 | 2 | 7 | 0 | 0 0 | -32 | |
| 18 Hildur Gunnsteinsdottir | G 26:11 | 4-6 | 3-5 | 0-0 | 0 3 3 | 0 1 1 | 11 | 1 | 2 | 2 | 0 0 | -25 |
| 21 Audrey Erickson | G 35:12 | 1-5 | 1-5 | 2-2 | 0 3 3 | 0 1 5 | 3 | 1 | 0 | 0 0 | -34 | |
| 42 Allison Schwerter | 25:40 | 2-8 | 0-0 | 2-2 | 0 4 4 | 1 6 1 | 6 | 1 | 4 | 1 0 | 2 | -26 |
| 10 Rose Azmoudhe | 13:09 | 1-2 | 1-2 | 0-0 | 0 1 1 | 1 1 3 | 0 | 0 | 0 | 0 0 | 0 | -18 |
| 14 Ines Montegudo | 07:24 | 0-1 | 0-1 | 0-0 | 0 0 0 | 0 0 0 | 0 | 0 | 0 | 0 0 | 0 | -9 |
| 22 Kate Allard | 08:10 | 0-0 | 0-0 | 1-2 | 1 0 1 | 1 1 1 | 0 | 2 | 0 | 0 0 | 0 | -6 |
| 1 Taylor Williams | 14:44 | 0-2 | 0-1 | 0-0 | 0 0 0 | 0 0 0 | 1 | 3 | 0 | 0 0 | 1 | -10 |
| Team | | | | | 1 1 2 | 0 0 | 0 | 0 | | | | |
| Totals | | 13-45 | 5-20 | 9-11 | 4 21 25 | 13 9 | 40 | 9 | 22 | 1 2 | 6 42 | |
| 2nd FG: 2-3 66.7% | | | | | | | | | | | | |
| 3rd FG: 2-9 22.2% | | | | | | | | | | | | |
| 4th FG: 1-6 16.7% | | | | | | | | | | | | |
| 5th FG: 2-10 20% | | | | | | | | | | | | |
| 6th FG: 4-11 36.4% | | | | | | | | | | | | |
| 7th FG: 2-6 33.3% | | | | | | | | | | | | |
| 8th FG: 2-2 100% | | | | | | | | | | | | |
| 9th FG: 2-12 16.7% | | | | | | | | | | | | |
| 10th FG: 3-6 50% | | | | | | | | | | | | |
| FT: 3-4 75% | | | | | | | | | | | | |

Major Fouls: NONE

Shooting By Period
1st FG% 5-13 38.5%
3PT% 0-2 0.0%
FT% 2-3 66.7%
2nd FG% 2-9 22.2%
3PT% 1-6 16.7%
FT% 2-2 100%
3rd FG% 4-11 36.4%
3PT% 2-6 33.3%
FT% 2-2 100%
4th FG% 2-12 16.7%
3PT% 2-6 33.3%
FT% 3-4 75%
GM FG% 13-45 28.9%
3PT% 5-20 25.0%
FT% 9-11 81.8%

Dead Ball Rebounds: 1.0

North Carolina - 82

Record: 9-2

| Shooting By Period | | | | | | | | | | | | | |
|---------------------|---------|------|-----|-----|----------|--------|----|----|-------|--------|--------|----|--------------------|
| NO. Name | Min | FG | 3P | FT | Rebounds | Fouls | TP | AS | TO | ST | Blocks | | +/- |
| | | | | | | | | | | | BS | BA | |
| 2 Nyla Harris | F 19:32 | 2-6 | 0-0 | 6-8 | 4 5 9 | 0 4 | 10 | 1 | 0 | 1 0 0 | 22 | | 1st FG% 7-22 31.8 |
| 21 Ciera Toomey | F 19:21 | 3-8 | 1-3 | 0-0 | 4 3 7 | 1 1 2 | 7 | 2 | 0 | 1 5 0 | 24 | | 1st FT% 6-6 83.3 |
| 0 Lanie Grant | G 29:48 | 3-6 | 3-5 | 0-0 | 1 0 1 | 0 2 9 | 4 | 0 | 0 | 0 0 1 | 40 | | 2nd FG% 7-17 41.2 |
| 17 Elina Aarnisalo | G 27:21 | 6-11 | 2-3 | 0-0 | 1 5 6 | 1 1 14 | 4 | 3 | 0 | 0 0 0 | 35 | | 3rd FT% 3-7 42.9 |
| 24 Indya Nivar | G 26:13 | 6-11 | 1-4 | 0-0 | 2 5 7 | 3 1 13 | 4 | 1 | 1 | 1 1 0 | 26 | | 3rd FT% 0-0 0 |
| 3 Tallyah Henderson | 15:30 | 5-5 | 0-1 | 1-2 | 3 5 2 | 1 1 11 | 0 | 0 | 0 | 4 0 0 | 9 | | 3rd FG% 12-17 70.6 |
| 7 Nyla Brooks | 17:18 | 4-13 | 2-4 | 0-0 | 1 2 3 | 0 1 10 | 0 | 1 | 3 | 0 0 0 | 16 | | 4th FG% 0-0 0 |
| 4 Laila Hull | 13:46 | 1-5 | 1-4 | 0-0 | 3 0 3 | 0 1 3 | 0 | 2 | 1 0 0 | 0 0 0 | 11 | | 4th FT% 0-0 0 |
| 34 Bianca Thomas | 09:30 | 0-0 | 0-0 | 0-0 | 0 0 0 | 1 0 1 | 0 | 1 | 0 | 1 0 0 | 10 | | 4th FG% 6-16 37.5 |
| 1 Jordan Zubich | 09:08 | 1-3 | 1-2 | 0-0 | 1 1 0 | 1 0 3 | 0 | 0 | 0 | 0 0 1 | 6 | | 3rd FT% 2-5 40 |
| 26 Talissa Queiroz | 05:17 | 0-1 | 0-0 | 0-0 | 0 0 0 | 0 0 0 | 0 | 0 | 1 | 0 0 0 | 8 | | 3rd FT% 0-0 0 |
| 15 Sydney Barker | 03:58 | 0-1 | 0-0 | 0-0 | 0 1 1 | 0 0 0 | 0 | 0 | 0 | 0 0 -1 | 1 | | 4th FG% 0-0 0 |
| 5 Liza Astakhova | 03:07 | 1-2 | 0-0 | 0-0 | 0 0 0 | 0 0 0 | 2 | 0 | 0 | 0 0 0 | 2 | | 3rd FT% 11-25 44.0 |

Major Fouls: NONE

Shooting By Period
1st FG% 7-22 31.8%
3PT% 2-8 25.0%
FT% 5-6 83.3%

BOX SCORES

GAME 13 • UNCW • W (84-34)



Official Basketball Box Score - Final
UNCW at North Carolina
12/17/25 Carmichael Arena, Chapel Hill
2025-26 Women's Basketball

Game Time: 8:00 PM
Game Duration: 1:52
Attendance: 1,524

Officials: Mark Resch, Sal Esho, Tasha Smith

UNCW - 34

Record: 2-6

| NO. | Name | Min | FG | | 3P | | FT | Rebounds | | Fouls | TP | AS | TO | Blocks | | BS | +/- | Shooting By Period | | | | | | | | |
|--------|-----------------|---------|-------|-----|-----|------|----|----------|------|-------|----|------|----|--------|-------|----|-----|--------------------|------|------|------|--|-----|--|-----|--|
| | | | M/A | M/A | M/A | M/A | | OR | DR | | | | | BS | BA | | | 1st | FG: | 6-12 | 50.0 | | | | | |
| 23 | Icys Storm | F 22:35 | 3-6 | 0-1 | 0-0 | 0 | 3 | 3 | 2 | 0 | 6 | 1 | 4 | 1 | 0 | 1 | -24 | 3PT% | 0.0 | | | | | | | |
| 1 | Mary Ferrito | G 28:32 | 0-6 | 0-1 | 1-2 | 0 | 2 | 2 | 0 | 4 | 1 | 1 | 2 | 1 | 0 | 2 | -33 | 3PT% | 0.0 | | | | | | | |
| 5 | Rori Cox | G 18:24 | 3-6 | 0-2 | 2-2 | 0 | 2 | 2 | 4 | 3 | 8 | 1 | 6 | 4 | 0 | 1 | -14 | 3PT% | 0.0 | | | | | | | |
| 11 | Tarin Rogers | G 32:47 | 1-9 | 0-3 | 2-2 | 3 | 3 | 6 | 2 | 1 | 4 | 0 | 2 | 1 | 0 | 2 | -43 | 3PT% | 0.0 | | | | | | | |
| 21 | Kylah Silver | G 28:19 | 3-6 | 0-0 | 0-2 | 1 | 0 | 1 | 2 | 2 | 6 | 0 | 4 | 0 | 0 | 1 | -35 | FT% | 0.0 | | | | | | | |
| 24 | Angelina Pelayo | 24:38 | 2-7 | 0-0 | 0-2 | 4 | 3 | 7 | 0 | 3 | 4 | 1 | 0 | 0 | 2 | 1 | -33 | 3PT% | 4.16 | | | | | | | |
| 2 | Paige Smith | 25:05 | 1-14 | 0-6 | 0-0 | 0 | 3 | 3 | 2 | 0 | 2 | 3 | 2 | 1 | 0 | 1 | -40 | 3PT% | 0.0 | | | | | | | |
| 10 | McCall King | 19:41 | 1-2 | 1-1 | 0-0 | 0 | 0 | 0 | 1 | 0 | 3 | 0 | 2 | 0 | 0 | 0 | -28 | 3PT% | 0.0 | | | | | | | |
| Team | | | | | | | | | | | | | | | | | | 4th | FG: | 1-14 | 7.1 | | | | | |
| Totals | | | 14-56 | | | 1-14 | | | 5-10 | | | 9-20 | | | 29-13 | | | 34-7 | | | 22-8 | | 2-9 | | -50 | |

Major Fouls: NONE

Dead Ball Rebounds: 3.0

North Carolina - 84

Record: 10-3

| NO. | Name | Min | FG | | 3P | | FT | Rebounds | | Fouls | TP | AS | TO | Blocks | | +/- | Shooting By Period | |
|--------|-------------------|---------|-------|-----|-------|-----|------|----------|-------|-------|-------|----|-------|--------|-------|--------|-----------------------|-------|
| | | | M/A | P/A | M/A | P/A | | OR | DR | | | | | OT | BS | | BA | 1st |
| 2 | Nyla Harris | F 16:17 | 0-5 | 0-1 | 1-2 | 3-4 | 7-12 | 1 | 2 | 1 | 2 | 1 | 1 | 2 | 0 | 15 | 3PT% | 47.8% |
| 21 | Ciera Toomey | F 20:36 | 7-10 | 1-2 | 0-1 | 5-8 | 3-8 | 2-15 | 1 | 1 | 1 | 1 | 4 | 0 | 30 | FT% | 66.7% | |
| 10 | Reniya Kelly | G 13:33 | 0-3 | 0-3 | 0-0 | 0 | 2-2 | 0-0 | 0 | 2 | 2 | 0 | 0 | 0 | 13 | 3PT% | 53.3% | |
| 17 | Elina Aarnisalo | G 18:56 | 4-10 | 1-5 | 0-0 | 1-1 | 2-9 | 2-10 | 0 | 0 | 9 | 2 | 2 | 0 | 21 | FT% | 28.6% | |
| 24 | Indya Nivar | G 20:29 | 4-7 | 1-2 | 1-4 | 3-6 | 9-13 | 1-3 | 10-3 | 3 | 0 | 2 | 1 | 0 | 26 | 3PT% | 57.1% | |
| 3 | Taliyah Henderson | 11:38 | 1-1 | 0-0 | 0-0 | 2-2 | 0-2 | 0-2 | 2 | 0 | 2 | 1 | 0 | 0 | 14 | FT% | 71.8% | |
| 7 | Nyla Brooks | 20:21 | 6-11 | 4-8 | 0-0 | 1-5 | 6-2 | 0-16 | 0 | 16 | 0 | 2 | 1 | 0 | 27 | 3PT% | 44% | |
| 34 | Blanca Thomas | 16:59 | 4-7 | 0-0 | 0-0 | 2-3 | 5-5 | 1-8 | 1 | 1 | 1 | 0 | 2 | 2 | 19 | FT% | 22% | |
| 0 | Lanie Grant | 16:24 | 3-5 | 3-5 | 0-0 | 0 | 1-1 | 0-0 | 9-3 | 2 | 1 | 0 | 0 | 0 | 15 | 3PT% | 100% | |
| 4 | Laila Hull | 13:29 | 1-2 | 1-2 | 3-4 | 0-2 | 2-6 | 2-6 | 6-2 | 3 | 0 | 1 | 1 | 0 | 19 | 3PT% | 100% | |
| 29 | Taissa Queiroz | 14:30 | 3-5 | 0-1 | 0-2 | 2-1 | 3-1 | 1-6 | 3-0 | 3 | 0 | 1 | 0 | 0 | 22 | 3PT% | 20.0% | |
| 1 | Jordan Zubich | 08:52 | 0-1 | 0-1 | 0-0 | 0 | 1-1 | 0-0 | 0-0 | 0 | 1 | 0 | 0 | 0 | 13 | FT% | 0% | |
| 5 | Liza Astakhova | 06:02 | 0-2 | 0-2 | 0-0 | 0 | 0-0 | 1-0 | 0 | 0 | 1 | 0 | 0 | 0 | 9 | GM FG% | 48.3% | |
| 15 | Sydney Barker | 03:54 | 1-1 | 0-0 | 0-2 | 0 | 0-0 | 1-1 | 2-0 | 0 | 1 | 0 | 0 | 0 | 7 | 3PT% | 33.3% | |
| Team | | | | | | | 1-5 | | 6-0 | | 15-11 | | | | | | Dead Ball Rebounds: 6 | |
| Totals | | | 34-70 | | 11-32 | | 5-15 | | 20-34 | | 13-13 | | 84-19 | | 15-11 | | 9-2 | |

Major Fouls: NONE

| | UNCW | UNC |
|------------------|--------------------------|---------------------------|
| Biggest lead | 2 (1 st 9:41) | 50 (4 th 0:45) |
| Best Scoring Run | 4 (2 nd 3:01) | 15 (4 th 2:15) |
| Lead Changes | 5 | |
| Times Tied | 0 | |
| Time with Lead | 01:38 | 38:03 |

| Points from | UNCW | UNC |
|---------------|------|-----|
| Turnovers | 16 | 28 |
| Paint | 24 | 42 |
| Second Chance | 4 | 17 |
| Fast Breaks | 8 | 15 |
| Bench | 9 | 49 |

| Period by Period Scoring | | | | | |
|--------------------------|-----|-----|-----|-----|-----|
| | 1st | 2nd | 3rd | 4th | TOT |
| UNCW | 12 | 6 | 12 | 4 | 34 |
| UNC | 27 | 20 | 20 | 17 | 84 |

Dead Ball Rebounds: 6.1

GAME 14 • CHARLESTON SOUTHERN • W (93-74)



Official Basketball Box Score - Final
Charleston So. at North Carolina
12/21/25 Carmichael Arena, Chapel Hill
2025-26 Women's Basketball

Game Time: 12:00 PM
Game Duration: 1:05
Attendance: 2,369

Officials: Dennis Brooks, Courtney Robinson, Kayla Maxey

Charleston So. - 74

Record: 2-10

| NO. | Name | Min | FG | 3P | FT | Rebounds | | Fouls | TP | AS | TO | ST | Blocks | | BS | BA | Shooting by Period | | | | |
|--------|-----------------|---------|-------|-------|-------|----------|----|-------|----|----|----|----|--------|-----|----|------|--------------------|-----|------|-------|-------|
| | | | | | | OR | DR | | | | | | 1st | 2nd | | | 3rd | | | | |
| 10 | Neaveah Jones | C 27:56 | 1-4 | 0-0 | 1-3 | 0 | 0 | 0 | 4 | 1 | 0 | 1 | 1 | 0 | 0 | -13 | 1st | FG% | 4-12 | 33.3% | |
| 4 | Caolan Ellis | G 33:18 | 6-11 | 5-7 | 1-2 | 0 | 0 | 0 | 1 | 1 | 18 | 0 | 3 | 0 | 0 | 1 | -12 | 3rd | FG% | 3-9 | 33.3% |
| 6 | Aissé Coulibaly | G 15:17 | 1-3 | 1-2 | 1-2 | 0 | 0 | 0 | 2 | 1 | 4 | 2 | 0 | 1 | 0 | 0 | -16 | 3rd | FG% | 5-6 | 31.3% |
| 12 | Sydney Bradley | G 05:33 | 0-0 | 0-0 | 0-0 | 0 | 2 | 2 | 0 | 0 | 0 | 1 | 0 | 0 | 0 | -1 | 3rd | FG% | 4 | 25.0% | |
| 15 | Alaina Nettles | G 33:27 | 2-3 | 0-0 | 1-2 | 2 | 2 | 4 | 2 | 5 | 4 | 2 | 0 | 0 | 0 | -6 | FT% | 1 | 100% | | |
| 3 | Tyonna Bailey | 33:39 | 9-18 | 4-6 | 8-11 | 0 | 9 | 9 | 2 | 10 | 31 | 0 | 3 | 1 | 0 | 1 | -13 | 3rd | FG% | 8-14 | 57.1% |
| 20 | Thelma Barbach | 19:26 | 3-8 | 2-7 | 0-0 | 0 | 2 | 2 | 4 | 0 | 8 | 0 | 0 | 0 | 0 | 0 | -18 | 3rd | FG% | 4 | 80.0% |
| 21 | Asha Sra | 31:25 | 2-6 | 0-1 | 1-1 | 0 | 4 | 4 | 3 | 2 | 5 | 7 | 4 | 2 | 0 | 0 | -16 | 3rd | FG% | 7-11 | 63.6% |
| Team | | | | | | | | | | | | | | | | | 4th | FG% | 3 | 80.0% | |
| Totals | | | 24-53 | 12-23 | 14-21 | 2 | 19 | 21 | 18 | 20 | 74 | 13 | 15 | 5 | 2 | 1-19 | | | | | |

Major Fouls: NONE

Dead Ball Rebounds: 4.0

North Carolina - 93

Record: 11-3

| NO. | Name | Min | FG | 3P | FT | Rebounds | | Fouls | TP | AS | TO | ST | Blocks | | B/A | +/- | |
|--------|-------------------|---------|-------|-------|-------|----------|----|-------|----|----|----|----|--------|----|-----|-----|--------------------|
| | | | | | | OR | DR | | | | | | BS | BA | | | |
| 2 | Nyla Harris | F 10:44 | 2-2 | 0-0 | 4-6 | 1 | 1 | 2 | 0 | 3 | 8 | 0 | 1 | 0 | 0 | 5 | 1st FG 9-14 64.3% |
| 21 | Ciera Toomey | F 17:54 | 3-6 | 0-1 | 3-4 | 2 | 3 | 5 | 3 | 2 | 9 | 2 | 2 | 0 | 0 | 3 | 3rd FG 10-17 57.1% |
| 10 | Reniya Kelly | G 24:47 | 4-12 | 0-4 | 0-0 | 0 | 2 | 2 | 3 | 0 | 8 | 4 | 0 | 3 | 0 | 0 | 2nd FG 10-16 62.5% |
| 17 | Elina Aarnisalo | G 29:44 | 6-8 | 2-2 | 2-2 | 0 | 3 | 3 | 1 | 3 | 16 | 4 | 2 | 2 | 0 | 0 | 3rd FG 10-16 62.5% |
| 24 | Indya Nivar | G 29:39 | 5-8 | 3-3 | 1-2 | 1 | 3 | 4 | 4 | 1 | 14 | 6 | 1 | 1 | 0 | 0 | 3rd FG 10-16 62.5% |
| 7 | Nyla Brooks | 25:54 | 6-16 | 6-12 | 1-2 | 0 | 5 | 6 | 1 | 1 | 19 | 1 | 0 | 0 | 0 | 0 | 3rd FG 10-16 62.5% |
| 3 | Taliyah Henderson | 13:04 | 1-3 | 0-0 | 3-4 | 2 | 5 | 2 | 4 | 5 | 0 | 2 | 0 | 0 | 0 | 0 | 3rd FG 10-16 62.5% |
| 26 | Taissa Queiroz | 18:00 | 1-4 | 0-0 | 1-2 | 3 | 3 | 6 | 2 | 2 | 3 | 4 | 2 | 1 | 0 | 0 | 3rd FG 10-16 62.5% |
| 4 | Laila Hull | 15:25 | 3-6 | 0-3 | 1-1 | 0 | 3 | 3 | 2 | 1 | 7 | 1 | 0 | 2 | 0 | 0 | 3rd FG 10-16 62.5% |
| 34 | Blanca Thomas | 11:52 | 2-3 | 0-0 | 0-0 | 1 | 1 | 2 | 1 | 1 | 4 | 0 | 2 | 0 | 2 | 0 | 3rd FG 10-16 62.5% |
| 1 | Jordan Zubich | 02:57 | 0-0 | 0-0 | 0-0 | 0 | 0 | 0 | 0 | 1 | 0 | 0 | 0 | 0 | 0 | 0 | 3rd FG 10-16 62.5% |
| Team | | | | | | 5 | 3 | 8 | 0 | 0 | 0 | 0 | 0 | 0 | 0 | 0 | 3rd FG 10-16 62.5% |
| Totals | | | 33-68 | 11-25 | 16-23 | 17-29 | 26 | 40 | 18 | 93 | 22 | 12 | 9 | 2 | 0 | 0 | 3rd FG 10-16 62.5% |

Major Fouls: NONE

Dead Ball Rebounds: 6.1

| | CSU | UNC | | | | | | | | | | | |
|------------------|--------------------------|---------------------------|-----------------------|-----|-----|----|----|--------------------------|-----|-----|-----|-----|----|
| Biggest lead | 3 (1 st 9:50) | 27 (3 rd 9:45) | Points from Turnovers | CSU | UNC | 12 | 19 | Period by Period Scoring | | | | | |
| Best Scoring Run | 6 (4 th 7:26) | 23 (2 nd 8:15) | Paint | 20 | 32 | | | 1st | 2nd | 3rd | 4th | TOT | |
| Lead Changes | 2 | | Second Chance | 1 | 19 | | | CSU | 13 | 12 | 24 | 25 | 74 |
| Times Tied | 2 | | Fast Breaks | 0 | 19 | | | UNC | 23 | 27 | 20 | 23 | 93 |
| Time with Lead | 01:21 | 36:25 | Bench | 44 | 38 | | | | | | | | |

GAME 15 • at BOSTON COLLEGE • W (90-39)



Official Basketball Box Score - Final
North Carolina at Boston College
12/29/25 Conte Forum, Chestnut Hill, Mass
2025-26 Women's Basketball

Game Time: 8:00 PM
Game Duration: 1:45
Attendance: 1,213

Officials: Cameron Inouye, Fatou Cissoko-Stephens, Billy Smith

North Carolina - 90

Record: 12-3 (1-1)

| Kato Gaudin - 50 | | | | | | | | | | | | | | | | | |
|---------------------|-------------------|---------|-------|------|-----|-----|----------|----|----|----|-------|----|----|----|--------|-----|----|
| NO. | Name | Min | FG | M/A | 3P | FT | Rebounds | OR | DR | TO | Fouls | TP | AS | TO | Blocks | +/- | |
| | | | | | | | | | | | | | | | | | |
| 2 | Nyla Harris | F 18:36 | 9-11 | 0-0 | 1-2 | 3 | 6 | 9 | 0 | 3 | 19 | 1 | 0 | 1 | 0 | 21 | |
| 21 | Ciera Toomey | F 21:32 | 5-10 | 0-2 | 1-2 | 2 | 6 | 8 | 2 | 2 | 11 | 1 | 0 | 0 | 2 | 17 | |
| 1 | Lina Grant | G 20:26 | 2-4 | 1-3 | 0-0 | 0-0 | 0 | 0 | 0 | 0 | 5 | 3 | 3 | 0 | 0 | 21 | |
| 10 | Ranika Kelly | G 21:31 | 4-6 | 1-2 | 0-0 | 0 | 5 | 5 | 2 | 0 | 9 | 3 | 3 | 2 | 1 | 20 | |
| 4 | Elina Nivar | F 21:37 | 2-5 | 0-1 | 0-0 | 2 | 3 | 3 | 0 | 4 | 11 | 1 | 0 | 0 | 1 | 15 | |
| 27 | Nyla Brooks | F 21:45 | 5-6 | 2-4 | 0-0 | 2 | 3 | 0 | 1 | 1 | 12 | 2 | 3 | 0 | 0 | 29 | |
| 17 | Elina Aarnisalo | 20:55 | 4-6 | 1-2 | 0-0 | 2 | 2 | 2 | 1 | 1 | 9 | 4 | 1 | 4 | 0 | 37 | |
| 4 | Laila Hull | 16:17 | 2-4 | 1-2 | 2-3 | 0-5 | 0 | 2 | 0 | 9 | 1 | 0 | 1 | 0 | 0 | 21 | |
| 3 | Taliyah Henderson | 10:07 | 2-2 | 1-1 | 0-0 | 2 | 2 | 2 | 0 | 2 | 5 | 1 | 0 | 0 | 0 | 20 | |
| 34 | Blanca Thomas | 09:42 | 2-2 | 0-0 | 0-0 | 4 | 4 | 0 | 1 | 4 | 2 | 0 | 0 | 0 | 0 | 20 | |
| 26 | Taissa Queiroz | 09:41 | 0-1 | 0-1 | 0-0 | 1 | 1 | 1 | 1 | 1 | 0 | 1 | 0 | 1 | 0 | 21 | |
| 1 | Jordan Zubich | 05:20 | 0-1 | 0-1 | 0-0 | 1 | 2 | 2 | 0 | 0 | 0 | 0 | 0 | 0 | 0 | 1 | |
| 5 | Lisa Astorara | 05:20 | 0-2 | 0-2 | 0-0 | 0 | 0 | 0 | 0 | 0 | 0 | 1 | 0 | 0 | 0 | 1 | |
| 15 | Sydney Barker | 05:20 | 0-2 | 0-2 | 0-0 | 1 | 1 | 1 | 0 | 0 | 0 | 1 | 1 | 0 | 0 | 1 | |
| | | | | | | | | | | | | | | | | | |
| Totals | | | 38:66 | 8:25 | 6-9 | 10 | 37 | 47 | 16 | 12 | 90 | 24 | 11 | 11 | 3 | 1 | 51 |
| Dead Ball Rebounds: | | | | | | | | | | | | | | | | | |

BOX SCORES

GAME 17 • STANFORD • L (71-77 OT)

GAME 18 • at NOTRE DAME • L (50-73)



Official Basketball Box Score - Final
UNCW at North Carolina
01/17/25 Carmichael Arena, Chapel Hill
2025-26 Women's Basketball

Game Time: 8:00 PM
Game Duration: 1:49
Attendance: 1,524

Officials: Mark Resch, Sal Elcho, Tasha Smith

UNCW - 34

Record: 2-6

| NO. | Name | Min | FG | | 3P | | FT | Rebounds | | Fouls | | TP | AS | TO | ST | Blocks | | BS | +/- | Shooting By Period | |
|--------|-----------------|---------|-------|------|------|-----|----|----------|----|-------|----|----|----|----|----|--------|-----|------|------|--------------------|-----|
| | | | M-A | M-A | M-A | M-A | | OR | DR | OT | PF | | | | | BS | BA | | | 1st | FG: |
| 23 | Icys Storm | G 22:35 | 3-6 | 0-1 | 0-0 | 0 | 3 | 3 | 2 | 0 | 6 | 1 | 4 | 1 | 0 | 1 | 0 | 1 | -24 | 3PT% | 0.0 |
| 1 | Mary Ferrito | G 28:32 | 0-6 | 0-1 | 1-2 | 0 | 2 | 2 | 0 | 4 | 1 | 1 | 2 | 1 | 0 | 2 | -33 | 3PT% | 0.0 | | |
| 5 | Rori Cox | G 18:24 | 3-6 | 0-2 | 2-2 | 0 | 2 | 2 | 4 | 3 | 8 | 1 | 6 | 4 | 0 | 1 | -14 | 3PT% | 0.0 | | |
| 11 | Tavin Rogers | G 32:47 | 1-9 | 0-3 | 2-2 | 3 | 3 | 6 | 2 | 1 | 4 | 0 | 2 | 1 | 0 | 2 | -43 | 3PT% | 0.0 | | |
| 21 | Kylah Silver | G 28:19 | 3-6 | 0-0 | 0-2 | 1 | 0 | 1 | 2 | 2 | 6 | 0 | 4 | 0 | 0 | 1 | -35 | FT% | 0.0 | | |
| 24 | Angelina Pelayo | 24:38 | 2-7 | 0-0 | 0-2 | 4 | 3 | 7 | 0 | 3 | 4 | 1 | 0 | 0 | 2 | 1 | -33 | 3PT% | 4.16 | | |
| 2 | Paige Smith | 25:05 | 1-14 | 0-6 | 0-0 | 0 | 3 | 3 | 2 | 0 | 2 | 3 | 2 | 1 | 0 | 1 | -40 | 3PT% | 0.0 | | |
| 10 | McCall King | 19:41 | 1-2 | 1-1 | 0-0 | 0 | 0 | 0 | 1 | 0 | 3 | 0 | 2 | 0 | 0 | 0 | -28 | 3PT% | 0.0 | | |
| Team | | | | | | | | | | | | | | | | | | 4th | FG: | 1-14 | 7.1 |
| Totals | | | 14-56 | 1-14 | 5-10 | 9 | 20 | 29 | 13 | 13 | 34 | 7 | 22 | 8 | 2 | 9 | -50 | 3PT% | 1-4 | 25.0 | |

Major Fouls: NONE

Dead Ball Rebounds: 3,0

North Carolina - 84

Record: 10-3

| NO. | Name | Min | FG | 3P | FT | Rebounds | | | Fouls | TP | AS | TO | ST | Blocks | | +/- | Shooting By Period | | |
|--------|-------------------|---------|-------|-------|------|----------|----|----|-------|----|----|----|----|--------|----|-----|-----------------------|------|-------|
| | | | | | | OR | DR | OT | | | | | | BS | BA | | 1st | 2nd | |
| 2 | Nyla Harris | F 16:17 | 0-5 | 0-1 | 1-2 | 3 | 4 | 7 | 1 | 2 | 1 | 2 | 1 | 1 | 2 | 0 | 15 | 3PT% | 47.8% |
| 21 | Ciera Toomey | F 20:36 | 7-10 | 1-2 | 0-1 | 5 | 3 | 8 | 2 | 2 | 15 | 1 | 1 | 1 | 4 | 0 | 30 | 3PT% | 66.7% |
| 10 | Reniya Kelly | G 13:33 | 0-3 | 0-3 | 0-0 | 0 | 2 | 2 | 0 | 0 | 2 | 2 | 0 | 0 | 0 | 0 | 13 | 3PT% | 53.3% |
| 17 | Elina Amisalo | G 18:56 | 4-10 | 1-5 | 0-0 | 1 | 1 | 2 | 1 | 0 | 9 | 2 | 2 | 2 | 0 | 0 | 21 | 3PT% | 27.8% |
| 24 | Indya Nivar | G 20:29 | 4-7 | 1-2 | 1-4 | 3 | 6 | 9 | 1 | 3 | 10 | 3 | 0 | 2 | 1 | 0 | 26 | 3PT% | 55.6% |
| 3 | Taliyah Henderson | 11:38 | 1-1 | 0-0 | 0-0 | 2 | 0 | 2 | 0 | 2 | 2 | 0 | 1 | 0 | 0 | 0 | 14 | 3PT% | 71.8% |
| 7 | Nyla Brooks | 20:21 | 6-11 | 4-8 | 0-0 | 1 | 5 | 6 | 2 | 0 | 16 | 0 | 2 | 1 | 0 | 0 | 27 | 3PT% | 44% |
| 34 | Blanca Thomas | 16:59 | 4-7 | 0-0 | 0-0 | 2 | 3 | 5 | 1 | 0 | 8 | 1 | 1 | 1 | 0 | 2 | 19 | FT% | 22% |
| 0 | Lanie Grant | 16:24 | 3-5 | 3-5 | 0-0 | 0 | 1 | 1 | 0 | 0 | 9 | 3 | 2 | 1 | 0 | 0 | 19 | 4th | 57.1% |
| 4 | Laila Hull | 13:29 | 1-2 | 1-2 | 3-4 | 0 | 2 | 2 | 2 | 2 | 6 | 2 | 1 | 1 | 0 | 0 | 15 | 3PT% | 100% |
| 29 | Taissa Queiroz | 14:30 | 3-5 | 0-1 | 0-2 | 2 | 1 | 3 | 1 | 1 | 6 | 3 | 0 | 1 | 0 | 0 | 22 | 3PT% | 20.0% |
| 1 | Jordan Zubich | 08:52 | 0-1 | 0-1 | 0-0 | 0 | 1 | 1 | 0 | 0 | 0 | 0 | 1 | 0 | 0 | 0 | 13 | FT% | 0% |
| 5 | Liza Astakhova | 06:02 | 0-2 | 0-2 | 0-0 | 0 | 0 | 0 | 0 | 1 | 0 | 0 | 1 | 0 | 0 | 0 | 9 | GM | 48.3% |
| 15 | Sydney Barker | 03:54 | 1-1 | 0-0 | 0-2 | 0 | 0 | 0 | 0 | 1 | 2 | 0 | 0 | 1 | 0 | 0 | 7 | 3PT% | 33.3% |
| Team | | | | | | 1 | | | 5 | 6 | 0 | 0 | 11 | 9 | 2 | 50 | Dear Ball Rebounds: 6 | | |
| Totals | | | 34-70 | 11-32 | 5-15 | 20 | 34 | 54 | 13 | 13 | 84 | 19 | 15 | 11 | 9 | 2 | 50 | | |

Major Fouls: NONE

| UNCW | | UNC | |
|------------------|--------------------------|---------------------------|--|
| Biggest lead | 2 (1 st 9:41) | 50 (4 th 0:45) | |
| Best Scoring Run | 4 (2 nd 3:01) | 15 (4 th 2:15) | |
| Lead Changes | 5 | | |
| Times Tied | 0 | | |
| Time with Lead | 01:38 | 38:03 | |

| Points from Turnovers | UNCW | UNC |
|-----------------------|------|-----|
| Paint | 16 | 28 |
| Second Chance | 4 | 17 |
| Fast Breaks | 8 | 15 |
| Bench | 9 | 49 |

| Period by Period Scoring | |
|--------------------------|-----------------|
| | 1st2nd3rd4thTOT |
| UNCW | 12 6 12 4 34 |
| UNC | 27 20 20 17 84 |



Official Basketball Box Score - Final
North Carolina at Notre Dame
01/11/26 Puncel Pavilion at the Joyce Center, Notre Dame, IN
2025-26 Women's Basketball

Game Time: 1:00 PM
Game Duration: 1:49
Attendance: 8,101

Officials: Joseph Vaszly, Angelica Sufren, Talisa Green

North Carolina - 50

Record: 13-5 (2-3)

| NO. | Name | | Min | FG | | 3P | | FT | Rebounds | | Fouls | | TP | AS | TO | ST | Blocks | | +/- | Shooting By Period | | |
|--------|-------------------|-------|-------|-------|------|------|----|----|----------|----|-------|----|----|----|----|----|--------|---------|---------|--------------------|---------|-------|
| | | | | M | A | M | A | | OR | DR | OT | PF | | | | | BS | BA | | 1st | 2nd | 3rd |
| 2 | Nyla Harris | F | 30:05 | 6-9 | 0-0 | 2-3 | 5 | 3 | 8 | 3 | 3 | 14 | 1 | 1 | 3 | 0 | 0 | 0 | 0 | 16.8% | 3PT% | 0-4 |
| 21 | Ciera Toomey | F | 12:14 | 0-5 | 0-0 | 0-0 | 2 | 0 | 2 | 1 | 0 | 0 | 0 | 0 | 0 | 0 | 0 | 1 | -11 | FT% | 3-4 | 75% |
| 0 | Lanie Grant | G | 31:04 | 3-8 | 3-5 | 0-0 | 0 | 0 | 0 | 0 | 1 | 9 | 0 | 4 | 2 | 0 | 0 | 0 | 0 | 50.0% | 2nd FG% | 8-16 |
| 10 | Reniya Kelly | G | 35:32 | 3-12 | 1-3 | 1-2 | 1 | 2 | 3 | 1 | 3 | 8 | 1 | 2 | 2 | 0 | 0 | -26 | 3PT% | 2-6 | 33.3% | |
| 24 | Indya Nivar | G | 26:06 | 1-7 | 0-2 | 2-2 | 0 | 5 | 5 | 3 | 4 | 1 | 6 | 3 | 3 | 1 | -19 | 2nd FG% | 0-0 | 0% | | |
| 4 | Laila Hull | 03:40 | 0-0 | 0-0 | 0-0 | 1 | 0 | 1 | 0 | 0 | 0 | 0 | 0 | 0 | 0 | 1 | 0 | -1 | 3rd FG% | 2-12 | 16.7% | |
| 7 | Nyla Brooks | 19:30 | 0-3 | 0-2 | 0-0 | 0 | 3 | 3 | 0 | 0 | 0 | 0 | 2 | 2 | 0 | 1 | 0 | -1 | 3rd FG% | 0-1 | 0.0% | |
| 17 | Elina Amisalo | 19:05 | 3-5 | 0-2 | 1-2 | 0 | 1 | 1 | 2 | 1 | 7 | 1 | 4 | 0 | 0 | 0 | -12 | FT% | 1-2 | 50% | | |
| 26 | Taissa Queiroz | 06:53 | 1-2 | 0-0 | 2-2 | 0 | 2 | 2 | 1 | 1 | 4 | 0 | 1 | 0 | 0 | 0 | -9 | 4th FG% | 6-11 | 54.5% | | |
| 3 | Taliyah Henderson | 11:39 | 2-4 | 0-0 | 0-0 | 2 | 0 | 2 | 1 | 0 | 4 | 0 | 0 | 0 | 0 | 2 | -6 | 3PT% | 2-3 | 66.7% | | |
| 34 | Blanca Thomas | 04:12 | 0-0 | 0-0 | 0-0 | 0 | 0 | 0 | 1 | 0 | 0 | 0 | 1 | 0 | 0 | 0 | -6 | FT% | 4-5 | 80% | | |
| Team | | | | | | | | | | | | | | | | | | | | GM FG% | 19-55 | 34.5% |
| Totals | | | | 19-55 | 4-14 | 8-11 | 14 | 18 | 32 | 16 | 11 | 50 | 6 | 22 | 10 | 5 | 4 | -23 | 3PT% | 4-14 | 28.6% | |

Major Fouls: NONE

Dead Ball Rebounds: 2,0

Notre Dame - 73

Record: 12-4 (4-2)

| NO. | Name | Min | FG | | 3P | | FT | Rebounds | | Fouls | | TP | AS | TO | ST | Blocks | | +/- | Shooting By Period | | | |
|--------|-------------------|---------|-------|------|-------|----|----|----------|----|-------|----|----|----|----|----|--------|-----|---------|--------------------|--------|-------|-------|
| | | | M-A | M-A | M-A | OR | | DR | OT | PF | BS | | | | | BA | 1st | | FG% | 5-10 | 35.7% | |
| 5 | Maliya Cowles | F 30:03 | 2-8 | 0-0 | 2-2 | 4 | 3 | 7 | 2 | 3 | 6 | 2 | 1 | 2 | 1 | 2 | 24 | 3PT% | 1-5 | 33.3% | | |
| 2 | Vanessa de Jesus | G 37:25 | 6-7 | 4-5 | 0-0 | 0 | 3 | 3 | 1 | 1 | 16 | 1 | 3 | 1 | 0 | 0 | 23 | 1PT% | 4-5 | 80% | | |
| 3 | Hannah Hidalgo | G 39:19 | 13-25 | 0-2 | 5-6 | 3 | 5 | 8 | 3 | 7 | 31 | 6 | 1 | 7 | 1 | 2 | 25 | 2nd FG% | 8-16 | 50% | | |
| 8 | Cassandra Prosper | G 39:06 | 6-13 | 1-2 | 4-7 | 6 | 8 | 14 | 3 | 5 | 17 | 1 | 4 | 0 | 0 | 1 | 27 | 3rd FG% | 3-3 | 66.7% | | |
| 10 | Iyana Moore | G 39:31 | 1-9 | 1-7 | 0-0 | 0 | 2 | 2 | 0 | 3 | 1 | 2 | 1 | 1 | 2 | 0 | 23 | 4th FG% | 7-10 | 0% | | |
| 30 | Gisela Sanchez | 11:25 | 0-1 | 0-0 | 0-0 | 1 | 1 | 2 | 0 | 0 | 0 | 0 | 3 | 0 | 0 | 0 | 3 | 3rd FG% | 8-20 | 40% | | |
| 1 | Kelly Ratigan | 01:40 | 0-0 | 0-0 | 0-0 | 0 | 0 | 0 | 0 | 0 | 0 | 0 | 0 | 0 | 0 | 0 | 0 | 3PT% | 3-6 | 50.0% | | |
| 11 | Jordyn Smith | 00:54 | 0-0 | 0-0 | 0-0 | 0 | 0 | 0 | 0 | 0 | 0 | 0 | 0 | 0 | 0 | 0 | 0 | 4th FG% | 7-3 | 75% | | |
| 15 | Luc Jensen | 00:37 | 0-0 | 0-0 | 0-0 | 0 | 0 | 0 | 0 | 0 | 0 | 0 | 0 | 0 | 0 | 0 | 0 | 4th FG% | 7-13 | 53.8% | | |
| Team | | | | | | | | | | | | | | | | | | | | | | |
| Totals | | | 28-63 | 6-16 | 11-15 | 17 | 23 | 40 | 11 | 16 | 73 | 11 | 15 | 11 | 4 | 5 | 23 | | | GM FG% | 28-63 | 44.4% |

Major Fouls: NONE

Dead Ball Rebounds: 4,0

| UNC | | UND | |
|------------------|---------------------------|---------------------------|--|
| Biggest lead | 0 (1 st 10:00) | 29 (4 th 8:00) | |
| Best Scoring Run | 5 (4 th 0:11) | 10 (3 rd 2:34) | |
| Lead Changes | 0 | | |
| Times Tied | 1 | | |
| Time with Lead | 00:00 | 36:49 | |

| Points from Turnovers | UNC | UND |
|-----------------------|-----|-----|
| Paint | 28 | 30 |
| Second Chance | 6 | 17 |
| Fast Breaks | 4 | 15 |
| Bench | 15 | 0 |

| Period by Period Scoring | |
|--------------------------|-----------------|
| | 1st2nd3rd4thTOT |
| UNC | 9 18 5 18 50 |
| UND | 15 18 22 18 73 |

GAME 19 • MIAMI • W (73-62)

GAME 20 • at FLORIDA STATE • W (82-55)



Official Basketball Box Score - Final
Miami (FL) at North Carolina
01/15/26 Carmichael Arena, Chapel Hill
2025-26 Women's Basketball

Game Time: 7:00 PM
Game Duration: 1:45
Attendance: 3,320

Officials: Sal Elcho, Kristen Ball, John Capriano

Miami (FL) - 62

Record: 11-7 (3-4)

| NO. | Name | Min | FG | | 3P | | FT | Rebounds | | Fouls | | TP | AS | TO | Blocks | | +/- | |
|--------|------------------|---------|-------|------|------|---|-------|----------|-------|-------|------|----|-------|----|--------|----|------|--|
| | | | M | A | M | A | | OR | DR | OT | PF | | | | BS | BA | | |
| 12 | Natalie Wetzel | F 11:45 | 0-2 | 0-2 | 0-0 | 0 | 0 | 0 | 0 | 0 | 0 | 0 | 0 | 0 | 0 | 0 | -2 | |
| 4 | Candace Kpetikou | C 23:39 | 3-4 | 0-0 | 1-2 | 2 | 6 | 8 | 4 | 2 | 7 | 0 | 0 | 0 | 1 | 0 | 1 | |
| 5 | Ahmay Adams | G 24:00 | 3-9 | 0-3 | 0-0 | 0 | 2 | 5 | 7 | 2 | 1 | 6 | 1 | 2 | 3 | 0 | -10 | |
| 14 | Gal Raviv | G 37:37 | 4-17 | 3-10 | 5-6 | 1 | 0 | 1 | 0 | 2 | 5 | 16 | 1 | 6 | 1 | 0 | -3 | |
| 33 | Amarachi Kimpson | G 29:17 | 5-7 | 2-3 | 4-5 | 1 | 4 | 5 | 1 | 3 | 16 | 1 | 2 | 0 | 0 | 0 | -3 | |
| 3 | Soma Okolo | 16:21 | 1-4 | 0-0 | 1-2 | 2 | 4 | 6 | 0 | 2 | 3 | 0 | 0 | 0 | 0 | 1 | -11 | |
| 7 | Danielle Osho | 28:15 | 1-6 | 1-5 | 1-2 | 0 | 10 | 10 | 2 | 1 | 4 | 0 | 0 | 0 | 0 | 0 | -9 | |
| 15 | Vittoria Blasigh | 26:24 | 4-11 | 2-8 | 0-0 | 0 | 1 | 1 | 1 | 0 | 2 | 1 | 1 | 0 | 0 | 0 | -12 | |
| 23 | Meredith Tipper | 02:42 | 0-1 | 0-1 | 0-0 | 0 | 0 | 0 | 0 | 0 | 0 | 0 | 0 | 0 | 0 | 0 | -1 | |
| Totals | | | | | | | 2 | | 1 | | 3 | | 0 | | 0 | | 0 | |
| Totals | | | 21-61 | | 8-32 | | 12-17 | | 10-31 | | 4-14 | | 12-24 | | 4-12 | | 1-11 | |

| Shooting By Period | | |
|--------------------|-----|---------------|
| 1st | FG% | 5-18 27.8% |
| 2nd | FG% | 3-10 30.0% |
| 3rd | FG% | 4-13 30.8% |
| 4th | FG% | 7-15 46.7% |
| 5th | FG% | 1-6 16.7% |
| 6th | FG% | 6-9 66.7% |
| 7th | FG% | 2-8 25.0% |
| 8th | FG% | 3-7 42.9% |
| 9th | FG% | 1-4 25.0% |
| 10th | FG% | 5-14 35.7% |
| 11th | FG% | 3-9 33.3% |
| 12th | FG% | 3-4 75.0% |

MEET THE TAR HEELS



#0

LANIE GRANT

SO • GUARD • 5-9

MIDLOTHIAN, VA.

JAMES RIVER HIGH SCHOOL

Major: Pre-Media & Journalism
Advertising & Public Relations Track

2025-26 SEASON HIGHS CAREER HIGHS

Points 19, vs. Columbia (11/29/25) 19, 2x, last vs. Columbia (11/25/25)
Rebounds 4, 3x, last vs. Miami (1/15/26) 6, vs. NC State (2/16/25)
FG 8, vs. Columbia (11/29/25) 7, at Duke (2/27/25)
FGA 14, vs. Columbia (11/29/25) 14, 2x, last vs. Columbia (11/29/25)
3FG 4, 2x, last at Florida State (1/18/26) 4, 3x, last at Florida State (1/18/26)
3FGA 8, vs. Kansas State (11/28/25) 10, vs. Florida (12/18/24)
FT 4, vs. Elon (11/6/25) 7, vs. Duke (1/9/25)
FTA 4, 2x, last vs. Stanford (1/4/26) 7, 2x, last vs. Duke (1/9/25)
Assists 5, at Boston College (12/29/25) 5, at Boston College (12/29/25)
Steals 3, 2x, last vs. Stanford (1/4/26) 3, 2x, last vs. Stanford (1/4/26)
Blocks 1, vs. UNCG (11/23/25) 1, 3x, last vs. Boston College (3/6/25)

SEASON SUPERLATIVES

Double-Figure Points: 5x, last at Florida State (1/18/26)
Double-Figure Rebounds: --
Double-Doubles: --
5+ Rebounds: --
5+ Assists: --
Led Team in Points: 3x, last at Florida State (1/18/26)
Led Team in Rebounds: --
Led Team in Assists: 6x, last vs. Stanford (1/4/26)

Good to know ...

- 2024-25 ACC All-Freshman Team
- Chose to reclassify to 2024 to join the Tar Heels a year early.
- 2024 Virginia Gatorade Player of the Year.
- Ranked as the No. 59 recruit in the class of 2024 according to ESPN's HoopGurlz.
- Three-time first-team all-state selection and two-time Metro and Region Player of the Year.
- Active with USA Basketball, a member of the 2023 U.S. U16 Team that won gold at the FIBA Americas U16 Championship.

GRANT GAME-BY-GAME

| Opponent | Date | GS | MIN | Total | | 3-Pointers | | Free throws | | Rebounds | | | | PF | A | TO | BLK | STL | PTS | AVG |
|---------------------|------------|----|-----------|--------|------|------------|-------|-------------|-------|----------|-----|-----|-----|----|----|----|-----|-----|-----|------|
| | | | | FG-FGA | PCT | 3FG-3FGA | PCT | FT-FTA | PCT | OFF | DEF | TOT | AVG | | | | | | | |
| Elon | 11/06/2025 | * | 27:04 | 3-9 | .333 | 1-5 | .200 | 4-4 | 1.000 | 0 | 1 | 1 | 1.0 | 1 | 1 | 1 | 0 | 0 | 11 | 11.0 |
| vs UCLA | 11/13/2025 | | 27:02 | 2-6 | .333 | 2-4 | .500 | 2-2 | 1.000 | 0 | 0 | 0 | 0.5 | 0 | 0 | 1 | 0 | 0 | 8 | 9.5 |
| vs Fairfield | 11/15/2025 | * | 28:16 | 2-9 | .222 | 1-4 | .250 | 2-2 | 1.000 | 0 | 1 | 1 | 0.7 | 1 | 4 | 1 | 0 | 0 | 7 | 8.7 |
| at N.C. A&T | 11/20/2025 | | 21:06 | 3-6 | .500 | 2-4 | .500 | 0-0 | .000 | 0 | 1 | 1 | 0.8 | 0 | 3 | 2 | 0 | 0 | 8 | 8.5 |
| UNC Greensboro | 11/23/2025 | * | 29:03 | 2-4 | .500 | 1-3 | .333 | 2-2 | 1.000 | 0 | 2 | 2 | 1.0 | 3 | 3 | 1 | 1 | 0 | 7 | 8.2 |
| vs South Dakota St. | 11/27/2025 | * | 23:32 | 1-5 | .200 | 1-4 | .250 | 0-0 | .000 | 0 | 2 | 2 | 1.2 | 1 | 4 | 2 | 0 | 2 | 3 | 7.3 |
| vs Kansas St. | 11/28/2025 | * | 34:05 | 5-9 | .556 | 4-8 | .500 | 1-1 | 1.000 | 0 | 0 | 0 | 1.0 | 3 | 3 | 2 | 0 | 3 | 15 | 8.4 |
| vs Columbia | 11/29/2025 | * | 35:51 | 8-14 | .571 | 2-6 | .333 | 1-3 | .333 | 1 | 3 | 4 | 1.4 | 1 | 4 | 2 | 0 | 1 | 19 | 9.8 |
| at Texas | 12/04/2025 | | 22:46 | 2-5 | .400 | 0-2 | .000 | 1-2 | .500 | 0 | 1 | 1 | 1.3 | 1 | 1 | 2 | 0 | 0 | 5 | 9.2 |
| Boston U. | 12/07/2025 | * | 29:48 | 3-6 | .500 | 3-5 | .600 | 0-0 | .000 | 1 | 0 | 1 | 1.3 | 0 | 4 | 0 | 0 | 0 | 9 | 9.2 |
| Louisville | 12/14/2025 | * | 42:23 | 4-11 | .364 | 2-7 | .286 | 0-0 | .000 | 0 | 4 | 4 | 1.5 | 4 | 2 | 3 | 0 | 0 | 10 | 9.3 |
| UNCW | 12/17/2025 | | 16:24 | 3-5 | .600 | 3-5 | .600 | 0-0 | .000 | 0 | 1 | 1 | 1.5 | 0 | 3 | 2 | 0 | 1 | 9 | 9.3 |
| at Boston College | 12/29/2025 | * | 19:26 | 2-4 | .500 | 1-3 | .333 | 0-0 | .000 | 0 | 0 | 0 | 1.4 | 0 | 5 | 3 | 0 | 0 | 5 | 8.9 |
| California | 01/01/2026 | * | 20:33 | 4-10 | .400 | 1-5 | .200 | 0-0 | .000 | 0 | 0 | 0 | 1.3 | 0 | 1 | 2 | 0 | 0 | 9 | 8.9 |
| Stanford | 01/04/2026 | | 34:13 | 2-4 | .500 | 1-1 | 1.000 | 3-4 | .750 | 0 | 2 | 2 | 1.3 | 4 | 3 | 0 | 0 | 3 | 8 | 8.9 |
| at Notre Dame | 01/11/2026 | * | 31:04 | 3-8 | .375 | 3-5 | .600 | 0-0 | .000 | 0 | 0 | 0 | 1.3 | 1 | 0 | 4 | 0 | 2 | 9 | 8.9 |
| Miami (FL) | 01/15/2026 | * | 22:02 | 2-7 | .286 | 1-6 | .167 | 0-0 | .000 | 0 | 4 | 4 | 1.4 | 3 | 2 | 0 | 0 | 1 | 5 | 8.6 |
| at Florida St. | 01/18/2026 | * | 26:27 | 4-7 | .571 | 4-7 | .571 | 0-0 | .000 | 0 | 3 | 3 | 1.5 | 1 | 3 | 1 | 0 | 0 | 12 | 8.8 |
| Totals | | | 13 491:04 | 55-129 | .426 | 33-84 | .393 | 16-20 | .800 | 2 | 25 | 27 | 1.5 | 24 | 46 | 29 | 1 | 13 | 159 | 8.8 |

Player Averages

| Games Played | Minutes/game | Points/game | FG Pct | 3FG Pct | FT Pct | Rebounds/game | Assists/game | Turnovers/game | Assist/Turnover ratio | Steals/game | Blocks/game |
|--------------|--------------|-------------|--------|---------|--------|---------------|--------------|----------------|-----------------------|-------------|-------------|
| 18 | 27.3 | 8.8 | 42.6 | 39.3 | 80.0 | 1.5 | 2.6 | 1.6 | 1.6 | 0.7 | 0.1 |

GRANT CAREER STATISTICS

| SEASON | TEAM | GP-GS | MIN/AVG | Field Goals | | 3-Point | | F-Throws | | Rebounds | | | | | | | | | Scoring | |
|---------|------|-------|-----------|-------------|------|----------|------|----------|------|----------|-----|-----|-----|-------|----|----|-----|-----|---------|-----|
| | | | | FG-FGA | FG% | 3FG-3FGA | 3FG% | FT-FTA | FT% | OFF | DEF | TOT | AVG | PF-FO | A | TO | BLK | STL | PTS | AVG |
| 2024-25 | UNC | 37-2 | 804/21.7 | 83-228 | .364 | 44-127 | .346 | 59-73 | .808 | 6 | 60 | 66 | 1.8 | 49-0 | 40 | 49 | 2 | 16 | 269 | 7.3 |
| 2025-26 | UNC | 18-13 | 491/27.3 | 55-129 | .426 | 33-84 | .393 | 18-22 | .818 | 2 | 25 | 27 | 1.5 | 24-0 | 46 | 29 | 1 | 13 | 161 | 8.9 |
| TOTAL | | 55-15 | 1295/23.5 | 138-357 | .387 | 77-211 | .365 | 77-95 | .811 | 8 | 85 | 93 | 1.7 | 73-0 | 86 | 78 | 3 | 29 | 430 | 7.8 |





#1

JORDAN ZUBICH

(ZOOB-ich)

SO • GUARD • 5-11

MOUNTAIN IRON, MINN.

MOUNTAIN IRON-BUHL HIGH SCHOOL

Major: Media & Journalism

Advertising & Public Relations Track

Good to know ...

- Appeared in 17 games off the bench as a freshman, four against ACC foes.
- Tallied three games with five or more points in 2024-25, draining five total threes.
- Touted as the No. 69 player in the Class of 2024 by ESPN's HoopGurlz.
- Led her team to a Minnesota State Championship in 2023.
- Three-time all-state honoree.
- Scored over 3,000 points during her prep career.
- Awarded with All-Under Armour first team honors.
- Enjoys reading and baking outside of basketball.

2025-26 SEASON HIGHS CAREER HIGHS

Points 8, 2x, last at N.C. A&T (11/20/25) 8, 2x, last at N.C. A&T (11/20/25)
Rebounds 2, at Boston College (12/29/25) 2, at Boston College (12/29/25)
FG 3, vs. NC Central (11/3/25) 3, vs. NC Central (11/3/25)
FGA 6, vs. NC Central (11/3/25) 6, vs. NC Central (11/3/25)
3FG 2, 2x, last at N.C. A&T (11/20/25) 2, 3x, last at N.C. A&T (11/20/25)
3FGA 5, vs. NC Central (11/3/25) 5, vs. NC Central (11/3/25)
FT 2, at N.C. A&T (11/20/25) 2, 3x, last at N.C. A&T (11/20/25)
FTA 2, at N.C. A&T (11/20/25) 2, 3x, last at N.C. A&T (11/20/25)
Assists 1, 3x, last at Florida State (1/18/26) 2, 3x, last vs. Wake Forest (1/23/25)
Steals 1, 2x, last vs. UNCG (11/23/25) 1, 3x, last vs. UNCG (11/23/25)
Blocks

SEASON SUPERLATIVES

Double-Figure Points: --
Double-Figure Rebounds: --
Double-Doubles: --
5+ Rebounds: --
5+ Assists: --
Led Team in Points: --
Led Team in Rebounds: --
Led Team in Assists: --

ZUBICH GAME-BY-GAME

| Opponent | Date | GS | MIN | Total | | 3-Pointers | | Free throws | | Rebounds | | | | PF | A | TO | BLK | STL | PTS | AVG |
|---------------------|------------|----|---------|--------|------|------------|------|-------------|-------|----------|-----|-----|-----|----|---|----|-----|-----|-----|-----|
| | | | | FG-FGA | PCT | 3FG-3FGA | PCT | FT-FTA | PCT | OFF | DEF | TOT | AVG | | | | | | | |
| N.C. Central | 11/03/2025 | | 12:49 | 3-6 | .500 | 2-5 | .400 | 0-0 | .000 | 0 | 1 | 1 | 1.0 | 2 | 0 | 0 | 0 | 0 | 8 | 8.0 |
| Elon | 11/06/2025 | | 07:45 | 1-2 | .500 | 1-2 | .500 | 0-0 | .000 | 0 | 0 | 0 | 0.5 | 0 | 1 | 1 | 0 | 1 | 3 | 5.5 |
| vs Fairfield | 11/15/2025 | | 06:36 | 0-0 | .000 | 0-0 | .000 | 0-0 | .000 | 0 | 0 | 0 | 0.3 | 1 | 0 | 0 | 0 | 0 | 0 | 3.7 |
| at N.C. A&T | 11/20/2025 | | 09:12 | 2-4 | .500 | 2-4 | .500 | 2-2 | 1.000 | 0 | 0 | 0 | 0.3 | 1 | 0 | 1 | 0 | 0 | 8 | 4.8 |
| UNC Greensboro | 11/23/2025 | | 12:37 | 1-2 | .500 | 1-2 | .500 | 0-0 | .000 | 0 | 0 | 0 | 0.2 | 1 | 0 | 2 | 0 | 1 | 3 | 4.4 |
| vs South Dakota St. | 11/27/2025 | | 07:26 | 1-4 | .250 | 1-4 | .250 | 0-0 | .000 | 0 | 0 | 0 | 0.2 | 0 | 0 | 0 | 0 | 0 | 3 | 4.2 |
| Boston U. | 12/07/2025 | | 09:08 | 1-3 | .333 | 1-2 | .500 | 0-0 | .000 | 0 | 1 | 1 | 0.3 | 0 | 0 | 0 | 0 | 0 | 3 | 4.0 |
| UNCW | 12/17/2025 | | 08:52 | 0-1 | .000 | 0-1 | .000 | 0-0 | .000 | 0 | 1 | 1 | 0.4 | 0 | 0 | 1 | 0 | 0 | 0 | 3.5 |
| Charleston So. | 12/21/2025 | | 02:57 | 0-0 | .000 | 0-0 | .000 | 0-0 | .000 | 0 | 0 | 0 | 0.3 | 1 | 0 | 0 | 0 | 0 | 0 | 3.1 |
| at Boston College | 12/29/2025 | | 05:20 | 0-1 | .000 | 0-1 | .000 | 0-0 | .000 | 1 | 1 | 2 | 0.5 | 2 | 0 | 0 | 0 | 0 | 0 | 2.8 |
| Miami (FL) | 01/15/2026 | | 04:18 | 0-2 | .000 | 0-2 | .000 | 0-0 | .000 | 0 | 0 | 0 | 0.5 | 0 | 1 | 0 | 0 | 0 | 0 | 2.5 |
| at Florida St. | 01/18/2026 | | 05:16 | 1-2 | .500 | 1-2 | .500 | 0-0 | .000 | 0 | 0 | 0 | 0.4 | 0 | 1 | 0 | 0 | 0 | 3 | 2.6 |
| Totals | | | 0 92:16 | 10-27 | .370 | 9-25 | .360 | 2-2 | 1.000 | 1 | 4 | 5 | 0.4 | 8 | 3 | 5 | 0 | 2 | 31 | 2.6 |

Player Averages

| Games Played | Minutes/game | Points/game | FG Pct | 3FG Pct | FT Pct | Rebounds/game | Assists/game | Turnovers/game | Assist/Turnover ratio | Steals/game | Blocks/game |
|--------------|--------------|-------------|--------|---------|--------|---------------|--------------|----------------|-----------------------|-------------|-------------|
| 12 | 7.7 | 2.6 | 37.0 | 36.0 | 100.0 | 0.4 | 0.3 | 0.4 | 0.6 | 0.2 | 0.0 |

ZUBICH CAREER STATISTICS

| | | | | Field Goals | | 3-Point | | F-Throws | | Rebounds | | | | Scoring | | | | | | |
|---------|------|-------|---------|-------------|------|----------|------|----------|-------|----------|-----|-----|-----|---------|----|----|-----|-----|-----|-----|
| SEASON | TEAM | GP-GS | MIN/AVG | FG-FGA | FG% | 3FG-3FGA | 3FG% | FT-FTA | FT% | OFF | DEF | TOT | AVG | PF-FO | A | TO | BLK | STL | PTS | AVG |
| 2024-25 | UNC | 17-0 | 103/6.0 | 8-28 | .286 | 5-24 | .208 | 5-5 | 1.000 | 1 | 4 | 5 | 0.3 | 5-0 | 9 | 2 | 1 | 1 | 26 | 1.5 |
| 2025-26 | UNC | 12-0 | 92/7.7 | 10-27 | .370 | 9-25 | .360 | 2-2 | 1.000 | 1 | 4 | 5 | 0.4 | 8-0 | 3 | 5 | 0 | 2 | 31 | 2.6 |
| TOTAL | | 29-0 | 195/6.7 | 18-55 | .327 | 14-49 | .286 | 7-7 | 1.000 | 2 | 8 | 10 | 0.3 | 13-0 | 12 | 7 | 1 | 3 | 57 | 2.0 |



#2

NYLA HARRIS

SR • FORWARD • 6-2

ORLANDO, FLA.

LOUISVILLE

LAKE HIGHLAND PREP

Major: Communication Studies

2025-26 SEASON HIGHS CAREER HIGHS
Points 19, at Boston College (12/29/25)..... 22, at Syracuse (2/11/24)
Rebounds 10, 2x, last vs. Cal (1/1/26)..... 15, vs. Florida State (2/29/24)
FG 9, at Boston College (12/29/25)..... .9, 2x, last at Boston College (12/29/25)
FGA 12, vs. Cal (1/1/26).....13, vs. Alabama (11/24/23)
3FG 1, vs. Louisville (12/14/25)..... 1, vs. Louisville (12/14/25)
3FGA 4, vs. UCLA (11/13/25) 4, vs. UCLA (11/13/25)
FT 6, 2x, last vs. Stanford (1/4/26) 8, 2x, last at Syracuse (2/11/24)
FTA 10, vs. Stanford (1/4/26) 10, vs. Stanford (1/4/26)
Assists 4, vs. Cal (1/1/26).....4, vs. Cal (1/1/26)
Steals 5, vs. Cal (1/1/26)5, vs. Cal (1/1/26)
Blocks 2, 2x, last vs. UNCW (12/17/25)..... 3, at Syracuse (1/29/23)

SEASON SUPERLATIVES
Double-Figure Points: 13x, last at Florida State (1/18/26)
Double-Figure Rebounds: 2x, last vs. Cal (1/1/26)
Double-Doubles: 2x, last vs. Cal (1/1/26)
5+ Rebounds: 13x, last at Florida State (1/18/26)
5+ Assists: --
Led Team in Points: 3x, last at Notre Dame (1/11/26)
Led Team in Rebounds: 9x, last at Florida State (1/18/26)
Led Team in Assists: --

Good to Know ...

- 2025 Cheryl Miller Award Preseason Top-20 Watchlist.
- Spent three seasons at Louisville, appearing in 105 games for the Cardinals and making 81 starts.
- Led Louisville with a .542 field goal percentage last season, averaging 8.6 points and 5.3 rebounds per game.
- Named to the 2025 Lisa Leslie Award Watch List prior to the start of the season.
- Touted as a five-star prospect by ESPN out of high school.
- Led Lake Highland Prep to a Class 4-A State Title as a junior.
- Father Robert played professional football with the Minnesota Vikings and the New York Giants.

HARRIS GAME-BY-GAME

| Opponent | Date | GS | MIN | Total | | 3-Pointers | | Free throws | | Rebounds | | | | PF | A | TO | BLK | STL | PTS | AVG | |
|---------------------|------------|----|-------|--------|--------|------------|------|-------------|-------|----------|-----|-----|------|-----|----|----|-----|-----|-----|------|------|
| | | | | FG-FGA | PCT | 3FG-3FGA | PCT | FT-FTA | PCT | OFF | DEF | TOT | AVG | | | | | | | | |
| N.C. Central | 11/03/2025 | * | 20:13 | 4-7 | .571 | 0-0 | .000 | 4-5 | .800 | 3 | 7 | 10 | 10.0 | 1 | 1 | 2 | 2 | 1 | 12 | 12.0 | |
| Elon | 11/06/2025 | * | 14:35 | 4-5 | .800 | 0-0 | .000 | 2-3 | .667 | 2 | 1 | 3 | 6.5 | 3 | 1 | 0 | 1 | 1 | 10 | 11.0 | |
| vs UCLA | 11/13/2025 | * | 19:42 | 3-10 | .300 | 0-4 | .000 | 0-0 | .000 | 2 | 2 | 4 | 5.7 | 0 | 1 | 0 | 0 | 1 | 6 | 9.3 | |
| vs Fairfield | 11/15/2025 | | 19:03 | 5-8 | .625 | 0-0 | .000 | 2-2 | 1.000 | 3 | 4 | 7 | 6.0 | 3 | 0 | 0 | 0 | 0 | 12 | 10.0 | |
| at N.C. A&T | 11/20/2025 | * | 17:44 | 1-5 | .200 | 0-1 | .000 | 2-2 | 1.000 | 5 | 1 | 6 | 6.0 | 5 | 2 | 3 | 0 | 1 | 4 | 8.8 | |
| vs South Dakota St. | 11/27/2025 | | 09:12 | 6-9 | .667 | 0-0 | .000 | 0-0 | .000 | 1 | 2 | 3 | 5.5 | 4 | 0 | 0 | 0 | 0 | 12 | 9.3 | |
| vs Kansas St. | 11/28/2025 | | 23:09 | 6-7 | .857 | 0-0 | .000 | 2-4 | .500 | 4 | 3 | 7 | 5.7 | 3 | 1 | 2 | 0 | 0 | 14 | 10.0 | |
| vs Columbia | 11/29/2025 | | 16:27 | 5-8 | .625 | 0-0 | .000 | 0-0 | .000 | 2 | 3 | 5 | 5.6 | 1 | 1 | 2 | 0 | 0 | 10 | 10.0 | |
| at Texas | 12/04/2025 | * | 18:48 | 4-5 | .800 | 0-0 | .000 | 1-2 | .500 | 2 | 1 | 3 | 5.3 | 3 | 0 | 4 | 1 | 0 | 9 | 9.9 | |
| Boston U. | 12/07/2025 | * | 19:32 | 2-6 | .333 | 0-0 | .000 | 6-8 | .750 | 4 | 5 | 9 | 5.7 | 0 | 1 | 0 | 0 | 1 | 10 | 9.9 | |
| Louisville | 12/14/2025 | * | 24:20 | 4-5 | .800 | 1-2 | .500 | 2-2 | 1.000 | 3 | 6 | 9 | 6.0 | 2 | 1 | 1 | 0 | 1 | 11 | 10.0 | |
| UNCW | 12/17/2025 | * | 16:17 | 0-5 | .000 | 0-1 | .000 | 1-2 | .500 | 3 | 4 | 7 | 6.1 | 1 | 2 | 1 | 2 | 1 | 1 | 9.3 | |
| Charleston So. | 12/21/2025 | * | 10:44 | 2-2 | 1.000 | 0-0 | .000 | 4-6 | .667 | 1 | 1 | 2 | 5.8 | 0 | 0 | 1 | 0 | 0 | 8 | 9.2 | |
| at Boston College | 12/29/2025 | * | 18:36 | 9-11 | .818 | 0-0 | .000 | 1-2 | .500 | 3 | 6 | 9 | 6.0 | 0 | 1 | 0 | 0 | 1 | 19 | 9.9 | |
| California | 01/01/2026 | * | 32:13 | 6-12 | .500 | 0-0 | .000 | 1-1 | 1.000 | 3 | 7 | 10 | 6.3 | 3 | 4 | 2 | 0 | 5 | 13 | 10.1 | |
| Stanford | 01/04/2026 | * | 29:13 | 6-9 | .667 | 0-1 | .000 | 6-10 | .600 | 4 | 1 | 5 | 6.2 | 3 | 0 | 4 | 1 | 1 | 18 | 10.6 | |
| at Notre Dame | 01/11/2026 | * | 30:05 | 6-9 | .667 | 0-0 | .000 | 2-3 | .667 | 5 | 3 | 8 | 6.3 | 3 | 1 | 1 | 0 | 3 | 14 | 10.8 | |
| Miami (FL) | 01/15/2026 | * | 24:29 | 0-7 | .000 | 0-0 | .000 | 4-4 | 1.000 | 1 | 3 | 4 | 6.2 | 2 | 3 | 0 | 0 | 2 | 4 | 10.4 | |
| at Florida St. | 01/18/2026 | * | 24:03 | 5-7 | .714 | 0-0 | .000 | 3-3 | 1.000 | 3 | 3 | 6 | 6.2 | 2 | 1 | 4 | 0 | 1 | 13 | 10.5 | |
| Totals | | | 15 | 388:25 | 78-137 | .569 | 1-9 | .111 | 43-59 | .729 | 54 | 63 | 117 | 6.2 | 39 | 21 | 27 | 7 | 20 | 200 | 10.5 |

Player Averages

| Games Played | Minutes/game | Points/game | FG Pct | 3FG Pct | FT Pct | Rebounds/game | Assists/game | Turnovers/game | Assist/Turnover ratio | Steals/game | Blocks/game |
|--------------|--------------|-------------|--------|---------|--------|---------------|--------------|----------------|-----------------------|-------------|-------------|
| 19 | 20.4 | 10.5 | 56.9 | 11.1 | 72.9 | 6.2 | 1.1 | 1.4 | 0.8 | 1.1 | 0.4 |

HARRIS CAREER STATISTICS

| | | | Field Goals | | 3-Point | | F-Throws | | Rebounds | | | | Scoring | | | | | | | |
|---------------|------|--------|-------------|---------|---------|----------|----------|---------|----------|-----|-----|-----|---------|-------|----|-----|-----|-----|-----|------|
| SEASON | TEAM | GP-GS | MIN/AVG | FG-FGA | FG% | 3FG-3FGA | 3FG% | FT-FTA | FT% | OFF | DEF | TOT | AVG | PF-FO | A | TO | BLK | STL | PTS | AVG |
| 2022-23 | LOU | 38-15 | 516/13.6 | 67-132 | .508 | 0-0 | .000 | 25-49 | .510 | 56 | 79 | 135 | 3.6 | 54-0 | 13 | 39 | 12 | 17 | 159 | 4.2 |
| 2023-24 | LOU | 34-34 | 920/27.1 | 138-245 | .563 | 0-1 | .000 | 78-107 | .729 | 99 | 125 | 224 | 6.6 | 79-2 | 25 | 63 | 7 | 31 | 354 | 10.4 |
| 2024-25 | LOU | 33-32 | 790/23.9 | 116-215 | .540 | 0-0 | .000 | 52-67 | .776 | 92 | 84 | 176 | 5.3 | 79-2 | 24 | 59 | 12 | 29 | 284 | 8.6 |
| 2025-26 | UNC | 19-15 | 388/20.4 | 78-137 | .569 | 1-9 | .111 | 43-59 | .729 | 54 | 63 | 117 | 6.2 | 39-1 | 21 | 27 | 7 | 20 | 200 | 10.5 |
| TOTAL FOR UNC | | 19-15 | 388/20.4 | 78-137 | .569 | 1-9 | .111 | 43-59 | .729 | 54 | 63 | 117 | 6.2 | 39-1 | 21 | 27 | 7 | 20 | 200 | 10.5 |
| TOTAL | | 124-96 | 2614/21.1 | 399-729 | .547 | 1-10 | .100 | 198-282 | .702 | 301 | 351 | 652 | 5.3 | 251-5 | 83 | 188 | 38 | 97 | 997 | 8.0 |



MEET THE TAR HEELS



#3

TALIYAH HENDERSON

TUH-lee-ah

FR • GUARD • 6-1

VAIL, ARIZ.

SALPOINTE CATHOLIC HIGH SCHOOL

Major: Media & Journalism

Advertising & Public Relations Track

Good to know ...

- Rated as the No. 27 recruit by ESPN in the Class of 2025.
- 2025 McDonald's All-American Nominee.
- Started every game for Canada at the FIBA U18 Women's AmeriCup in 2024.
- Won a silver medal with Canada at the event, after averaging 9.5 points and 6.3 rebounds per game.
- Boasts eight state championship titles between basketball and track.
- Both parents competed at Idaho State, mother Danica in basketball and father Anthony in football.

2025-26 SEASON HIGHS CAREER HIGHS

Points 13, 2x, last vs. Louisville (12/14/25) 13, 2x, last vs. Louisville (12/14/25)
Rebounds 6, vs. Charleston So. (12/21/25) 6, vs. Charleston So. (12/21/25)
FG 6, vs. UNCG (11/23/25) 6, vs. UNCG (11/23/25)
FGA 7, 2x, last vs. UNCG (11/23/25) 7, 2x, last vs. UNCG (11/23/25)
3FG 3, vs. Louisville (12/14/25) 3, vs. Louisville (12/14/25)
3FGA 3, vs. Louisville (12/14/25) 3, vs. Louisville (12/14/25)
FT 3, 2x, last vs. Charleston So. (12/21/25) 3, 2x, last vs. Charleston So. (12/21/25)
FTA 6, vs. NC Central (11/3/25) 6, vs. NC Central (11/3/25)
Assists 3, at N.C. A&T (11/20/25) 3, at N.C. A&T (11/20/25)
Steals 4, vs. BU (12/7/25) 4, vs. BU (12/7/25)
Blocks

SEASON SUPERLATIVES

Double-Figure Points: 4x, last vs. Louisville (12/14/25)

Double-Figure Rebounds: --

Double-Doubles: --

5+ Rebounds: 2x, last vs. Charleston So. (12/21/25)

5+ Assists: --

Led Team in Points: 1x, vs. Louisville (12/14/25)

Led Team in Rebounds: 1x, last vs. Charleston So. (12/21/25)

Led Team in Assists: 1x, last at N.C. A&T (11/20/25)

HENDERSON GAME-BY-GAME

| Opponent | Date | GS | MIN | Total | | 3-Pointers | | Free throws | | Rebounds | | | | PF | A | TO | BLK | STL | PTS | AVG |
|---------------------|------------|----------|---------------|--------------|-------------|-------------|-------------|--------------|-------------|-----------|-----------|-----------|------------|-----------|----------|----------|----------|-----------|-----------|------------|
| | | | | FG-FGA | PCT | 3FG-3FGA | PCT | FT-FTA | PCT | OFF | DEF | TOT | AVG | | | | | | | |
| N.C. Central | 11/03/2025 | | 13:50 | 1-2 | .500 | 0-1 | .000 | 3-6 | .500 | 1 | 3 | 4 | 4.0 | 1 | 1 | 0 | 0 | 0 | 5 | 5.0 |
| Elon | 11/06/2025 | | 13:04 | 4-7 | .571 | 0-1 | .000 | 2-2 | 1.000 | 2 | 1 | 3 | 3.5 | 1 | 0 | 0 | 0 | 2 | 10 | 7.5 |
| vs UCLA | 11/13/2025 | | 12:01 | 2-4 | .500 | 0-1 | .000 | 0-1 | .000 | 1 | 1 | 2 | 3.0 | 2 | 0 | 0 | 1 | 0 | 4 | 6.3 |
| vs Fairfield | 11/15/2025 | | 16:58 | 1-4 | .250 | 0-0 | .000 | 1-2 | .500 | 0 | 2 | 2 | 2.8 | 2 | 0 | 1 | 0 | 1 | 3 | 5.5 |
| at N.C. A&T | 11/20/2025 | | 16:54 | 0-2 | .000 | 0-0 | .000 | 0-0 | .000 | 1 | 0 | 1 | 2.4 | 3 | 3 | 0 | 0 | 3 | 0 | 4.4 |
| UNC Greensboro | 11/23/2025 | | 16:18 | 6-7 | .857 | 1-1 | 1.000 | 0-0 | .000 | 2 | 0 | 2 | 2.3 | 4 | 0 | 2 | 0 | 3 | 13 | 5.8 |
| vs South Dakota St. | 11/27/2025 | | 11:12 | 2-2 | 1.000 | 0-0 | .000 | 1-4 | .250 | 2 | 2 | 4 | 2.6 | 2 | 0 | 0 | 0 | 0 | 5 | 5.7 |
| vs Columbia | 11/29/2025 | | 10:10 | 2-3 | .667 | 0-1 | .000 | 0-0 | .000 | 0 | 1 | 1 | 2.4 | 0 | 0 | 0 | 0 | 1 | 4 | 5.5 |
| at Texas | 12/04/2025 | | 03:52 | 1-2 | .500 | 1-1 | 1.000 | 0-0 | .000 | 0 | 0 | 0 | 2.1 | 0 | 0 | 0 | 0 | 0 | 3 | 5.2 |
| Boston U. | 12/07/2025 | | 15:30 | 5-5 | 1.000 | 0-0 | .000 | 1-1 | 1.000 | 2 | 3 | 5 | 2.4 | 2 | 0 | 0 | 0 | 4 | 11 | 5.8 |
| Louisville | 12/14/2025 | | 18:57 | 5-5 | 1.000 | 3-3 | 1.000 | 0-2 | .000 | 0 | 3 | 3 | 2.5 | 0 | 0 | 1 | 0 | 0 | 13 | 6.5 |
| UNCW | 12/17/2025 | | 11:38 | 1-1 | 1.000 | 0-0 | .000 | 0-0 | .000 | 2 | 0 | 2 | 2.4 | 0 | 0 | 1 | 0 | 0 | 2 | 6.1 |
| Charleston So. | 12/21/2025 | | 13:04 | 1-3 | .333 | 0-0 | .000 | 3-4 | .750 | 4 | 2 | 6 | 2.7 | 2 | 0 | 2 | 0 | 0 | 5 | 6.0 |
| at Boston College | 12/29/2025 | | 10:07 | 2-2 | 1.000 | 1-1 | 1.000 | 0-0 | .000 | 0 | 2 | 2 | 2.6 | 2 | 0 | 0 | 0 | 0 | 5 | 5.9 |
| California | 01/01/2026 | | 02:21 | 1-1 | 1.000 | 0-0 | .000 | 1-2 | .500 | 0 | 0 | 0 | 2.5 | 0 | 0 | 0 | 0 | 0 | 3 | 5.7 |
| Stanford | 01/04/2026 | | 03:12 | 0-1 | .000 | 0-1 | .000 | 0-0 | .000 | 0 | 1 | 1 | 2.4 | 1 | 0 | 0 | 0 | 0 | 0 | 5.4 |
| at Notre Dame | 01/11/2026 | | 11:39 | 2-4 | .500 | 0-0 | .000 | 0-0 | .000 | 2 | 0 | 2 | 2.4 | 1 | 0 | 0 | 0 | 0 | 4 | 5.3 |
| Miami (FL) | 01/15/2026 | | 06:01 | 0-1 | .000 | 0-1 | .000 | 0-0 | .000 | 0 | 0 | 0 | 2.2 | 0 | 0 | 1 | 0 | 0 | 0 | 5.0 |
| at Florida St. | 01/18/2026 | | 12:17 | 1-3 | .333 | 0-1 | .000 | 0-0 | .000 | 1 | 1 | 2 | 2.2 | 3 | 0 | 1 | 0 | 1 | 2 | 4.8 |
| Totals | | 0 | 219:05 | 37-59 | .627 | 6-13 | .462 | 12-24 | .500 | 20 | 22 | 42 | 2.2 | 26 | 4 | 9 | 1 | 15 | 92 | 4.8 |

Player Averages

| Games Played | Minutes/game | Points/game | FG Pct | 3FG Pct | FT Pct | Rebounds/game | Assists/game | Turnovers/game | Assist/Turnover ratio | Steals/game | Blocks/game |
|--------------|--------------|-------------|--------|---------|--------|---------------|--------------|----------------|-----------------------|-------------|-------------|
| 19 | 11.5 | 4.8 | 62.7 | 46.2 | 50.0 | 2.2 | 0.2 | 0.5 | 0.4 | 0.8 | 0.1 |

HENDERSON CAREER STATISTICS

| | | | | Field Goals | | 3-Point | | F-Throws | | Rebounds | | | | Scoring | | | | | | |
|--------------|------|-------------|-----------------|--------------|-------------|-------------|-------------|--------------|-------------|-----------|-----------|-----------|------------|-------------|----------|----------|----------|-----------|-----------|------------|
| SEASON | TEAM | GP-GS | MIN/AVG | FG-FGA | FG% | 3FG-3FGA | 3FG% | FT-FTA | FT% | OFF | DEF | TOT | AVG | PF-FO | A | TO | BLK | STL | PTS | AVG |
| 2025-26 | UNC | 19-0 | 219/11.5 | 37-59 | .627 | 6-13 | .462 | 12-24 | .500 | 20 | 22 | 42 | 2.2 | 26-0 | 4 | 9 | 1 | 15 | 92 | 4.8 |
| TOTAL | | 19-0 | 219/11.5 | 37-59 | .627 | 6-13 | .462 | 12-24 | .500 | 20 | 22 | 42 | 2.2 | 26-0 | 4 | 9 | 1 | 15 | 92 | 4.8 |

MEET THE TAR HEELS



#4

LAILA HULL

R-SO • GUARD • 6-1

ZIONSVILLE, IND.

ZIONSVILLE HIGH SCHOOL

Major: Political Science

Minor: Social & Economic Justice

Good to know ...

- Appeared in 23 games off the bench last season.
- Shot 38.9% from beyond the arc, knocking down 14 total threes.
- 2024-25 ACC All-Academic team.
- Earned Indiana Miss Basketball and Indiana Gatorade Player of the Year honors.
- Finished her prep career as Zionsville's all-time leading scorer.
- Averaged 22.4 points and 8.3 rebounds per game as a senior.
- Father Lee has coached throughout the college and NFL level, while older brother Jordan played football at Lafayette.

2025-26 SEASON HIGHS CAREER HIGHS

Points 14, vs. Fairfield (11/15/25) 14, 2x, last vs. Fairfield (11/15/25)
Rebounds 5, 2x, last at Boston College (12/29/25) ... 5, 3x, last at Boston College (12/29/25)
FG 5, vs. Fairfield (11/15/25) 5, 2x, last vs. Fairfield (11/15/25)
FGA 9, 2x, last vs. SDSU (11/27/25) 9, 2x, last vs. SDSU (11/27/25)
3FG 4, vs. Fairfield (11/15/25) 4, 2x, last vs. Fairfield (11/15/25)
3FGA 8, vs. SDSU (11/27/25) 8, vs. SDSU (11/27/25)
FT 3, vs. UNCW (12/17/25) 3, vs. UNCW (12/17/25)
FTA 4, vs. UNCW (12/17/25) 4, vs. UNCW (12/17/25)
Assists 4, 2x, last vs. SDSU (11/27/25) 4, 2x, last vs. SDSU (11/27/25)
Steals 2, 2x, last vs. Charleston So. (12/21/25) 2, 3x, last vs. Charleston So. (12/21/25)
Blocks 2, vs. UNCG (11/23/25) 2, vs. UNCG (11/23/25)

SEASON SUPERLATIVES

Double-Figure Points: 1x, last vs. Fairfield (11/15/25)
Double-Figure Rebounds: --
Double-Doubles: --
5+ Rebounds: 1x, last vs. SDSU (11/27/25)
5+ Assists: --
Led Team in Points: 1x, last vs. Fairfield (11/15/25)
Led Team in Rebounds: --
Led Team in Assists: 1x, vs. UNCG (11/23/25)

HULL GAME-BY-GAME

| Opponent | Date | GS | MIN | Total | | 3-Pointers | | Free throws | | Rebounds | | | | PF | A | TO | BLK | STL | PTS | AVG |
|---------------------|------------|----|--------|--------|-------|------------|-------|-------------|-------|----------|-----|-----|-----|----|----|----|-----|-----|-----|-----|
| | | | | FG-FGA | PCT | 3FG-3FGA | PCT | FT-FTA | PCT | OFF | DEF | TOT | AVG | | | | | | | |
| N.C. Central | 11/03/2025 | | 18:48 | 1-4 | .250 | 1-3 | .333 | 0-0 | .000 | 0 | 1 | 1 | 1.0 | 4 | 2 | 3 | 0 | 0 | 3 | 3.0 |
| Elon | 11/06/2025 | | 05:28 | 0-0 | .000 | 0-0 | .000 | 0-0 | .000 | 1 | 0 | 1 | 1.0 | 0 | 0 | 0 | 0 | 1 | 0 | 1.5 |
| vs Fairfield | 11/15/2025 | | 19:02 | 5-9 | .556 | 4-7 | .571 | 0-0 | .000 | 1 | 1 | 2 | 1.3 | 4 | 0 | 0 | 0 | 1 | 14 | 5.7 |
| at N.C. A&T | 11/20/2025 | | 14:42 | 2-5 | .400 | 0-2 | .000 | 0-0 | .000 | 2 | 0 | 2 | 1.5 | 2 | 2 | 0 | 1 | 0 | 4 | 5.3 |
| UNC Greensboro | 11/23/2025 | | 21:23 | 2-2 | 1.000 | 2-2 | 1.000 | 0-0 | .000 | 0 | 2 | 2 | 1.6 | 3 | 4 | 0 | 2 | 1 | 6 | 5.4 |
| vs South Dakota St. | 11/27/2025 | | 22:02 | 3-9 | .333 | 2-8 | .250 | 0-0 | .000 | 0 | 5 | 5 | 2.2 | 1 | 4 | 1 | 0 | 2 | 8 | 5.8 |
| vs Kansas St. | 11/28/2025 | | 14:17 | 2-7 | .286 | 2-6 | .333 | 1-2 | .500 | 1 | 2 | 3 | 2.3 | 2 | 0 | 0 | 0 | 0 | 7 | 6.0 |
| vs Columbia | 11/29/2025 | | 14:35 | 1-1 | 1.000 | 1-1 | 1.000 | 0-0 | .000 | 0 | 0 | 0 | 2.0 | 0 | 0 | 1 | 0 | 0 | 3 | 5.6 |
| at Texas | 12/04/2025 | | 02:06 | 0-0 | .000 | 0-0 | .000 | 0-0 | .000 | 0 | 0 | 0 | 1.8 | 2 | 0 | 1 | 0 | 0 | 0 | 5.0 |
| Boston U. | 12/07/2025 | | 13:48 | 1-5 | .200 | 1-4 | .250 | 0-0 | .000 | 3 | 0 | 3 | 1.9 | 0 | 0 | 2 | 0 | 1 | 3 | 4.8 |
| Louisville | 12/14/2025 | | 17:23 | 1-3 | .333 | 1-2 | .500 | 0-0 | .000 | 2 | 0 | 2 | 1.9 | 1 | 0 | 1 | 1 | 1 | 3 | 4.6 |
| UNCW | 12/17/2025 | | 13:29 | 1-3 | .333 | 1-3 | .333 | 3-4 | .750 | 0 | 2 | 2 | 1.9 | 2 | 2 | 1 | 0 | 1 | 6 | 4.8 |
| Charleston So. | 12/21/2025 | | 15:25 | 3-6 | .500 | 0-3 | .000 | 1-1 | 1.000 | 0 | 3 | 3 | 2.0 | 2 | 1 | 0 | 0 | 2 | 7 | 4.9 |
| at Boston College | 12/29/2025 | | 16:17 | 3-6 | .500 | 2-4 | .500 | 1-2 | .500 | 2 | 3 | 5 | 2.2 | 0 | 1 | 0 | 0 | 1 | 9 | 5.2 |
| California | 01/01/2026 | | 04:36 | 0-2 | .000 | 0-0 | .000 | 0-0 | .000 | 1 | 1 | 2 | 2.2 | 0 | 0 | 0 | 0 | 0 | 0 | 4.9 |
| Stanford | 01/04/2026 | | 01:19 | 0-0 | .000 | 0-0 | .000 | 0-0 | .000 | 0 | 0 | 0 | 2.1 | 0 | 0 | 0 | 0 | 0 | 0 | 4.6 |
| at Notre Dame | 01/11/2026 | | 03:40 | 0-0 | .000 | 0-0 | .000 | 0-0 | .000 | 1 | 0 | 1 | 2.0 | 0 | 0 | 0 | 1 | 0 | 0 | 4.3 |
| Totals | | 0 | 218:20 | 25-62 | .403 | 17-45 | .378 | 6-9 | .667 | 14 | 20 | 34 | 2.0 | 23 | 16 | 10 | 5 | 11 | 73 | 4.3 |

Player Averages


| Games Played | Minutes/ game | Points/ game | FG Pct | 3FG Pct | FT Pct | Rebounds/ game | Assists/ game | Turnovers/ game | Assist/Turnover ratio | Steals/ game | Blocks/ game |
|--------------|---------------|--------------|--------|---------|--------|----------------|---------------|-----------------|-----------------------|--------------|--------------|
| 17 | 12.8 | 4.3 | 40.3 | 37.8 | 66.7 | 2.0 | 0.9 | 0.6 | 1.6 | 0.6 | 0.3 |

HULL CAREER STATISTICS

| | | | | Field Goals | | 3-Point | | F-Throws | | Rebounds | | | | | | | | | Scoring | |
|---------|------|-------|----------|-------------|------|----------|------|----------|------|----------|-----|-----|-----|-------|----|----|-----|-----|---------|-----|
| SEASON | TEAM | GP-GS | MIN/AVG | FG-FGA | FG% | 3FG-3FGA | 3FG% | FT-FTA | FT% | OFF | DEF | TOT | AVG | PF-FO | A | TO | BLK | STL | PTS | AVG |
| 2024-25 | UNC | 23-0 | 177/7.7 | 21-55 | .382 | 14-36 | .389 | 4-6 | .667 | 12 | 25 | 37 | 1.6 | 17-0 | 7 | 12 | 6 | 9 | 60 | 2.6 |
| 2025-26 | UNC | 17-0 | 218/12.8 | 25-62 | .403 | 17-45 | .378 | 6-9 | .667 | 14 | 20 | 34 | 2.0 | 23-0 | 16 | 10 | 5 | 11 | 73 | 4.3 |
| TOTAL | | 40-0 | 396/9.9 | 46-117 | .393 | 31-81 | .383 | 10-15 | .667 | 26 | 45 | 71 | 1.8 | 40-0 | 23 | 22 | 11 | 20 | 133 | 3.3 |



MEET THE TAR HEELS



#5

LIZA ASTAKHOVA

LEE-Zuh AHH-STASH-Koh-VUH

FR • FORWARD • 6-2

MOSCOW, RUSSIA

ZNAIKA SCHOOL RUSSIAN FEDERATION

Major: Pre-Business

Good to know ...

- Boasts experience on the Russian professional basketball circuit.
- Appeared in 39 games with the Russia-PBL in the Moscow Basketball Association throughout the 2024-25 season.
- Averaged 4.7 points per game off the bench, posting a season-high 20 points against Enisey.
- Spent time in the Russia Superleague 1, playing six games with MBA-2.
- In her time with MBA-2, tallied 11.5 points per outing and hauled in 7.3 rebounds per game.

2025-26 SEASON HIGHS CAREER HIGHS

Points 6, vs. NC Central (11/3/25) 6, vs. NC Central (11/3/25)
Rebounds 3, vs. NC Central (11/3/25) 3, vs. NC Central (11/3/25)
FG 3, vs. NC Central (11/3/25) 3, vs. NC Central (11/3/25)
FGA 6, vs. NC Central (11/3/25) 6, vs. NC Central (11/3/25)
3FG 1, at Florida State (1/18/26) 1, at Florida State (1/18/26)
3FGA 3, at Florida State (1/18/26) 3, at Florida State (1/18/26)
FT
FTA
Assists 1, vs. NC Central (11/3/25) 1, vs. NC Central (11/3/25)
Steals
Blocks

SEASON SUPERLATIVES

Double-Figure Points: --

Double-Figure Rebounds: --

Double-Doubles: --

5+ Rebounds: --

5+ Assists: --

Led Team in Points: --

Led Team in Rebounds: --

Led Team in Assists: --

ASTAKHOVA GAME-BY-GAME

| Opponent | Date | GS | MIN | Total | | 3-Pointers | | Free throws | | Rebounds | | | | | | | | | | | | | |
|---------------------|------------|----|-------|--------|------|------------|------|-------------|------|----------|-----|-----|-----|----|---|----|-----|-----|-----|-----|--|--|--|
| | | | | FG-FGA | PCT | 3FG-3FGA | PCT | FT-FTA | PCT | OFF | DEF | TOT | AVG | PF | A | TO | BLK | STL | PTS | AVG | | | |
| N.C. Central | 11/03/2025 | | 08:31 | 3-6 | .500 | 0-0 | .000 | 0-0 | .000 | 2 | 1 | 3 | 3.0 | 3 | 1 | 2 | 0 | 0 | 6 | 6.0 | | | |
| at N.C. A&T | 11/20/2025 | | 03:35 | 0-0 | .000 | 0-0 | .000 | 0-0 | .000 | 0 | 1 | 1 | 2.0 | 1 | 0 | 0 | 0 | 0 | 0 | 3.0 | | | |
| UNC Greensboro | 11/23/2025 | | 05:44 | 1-4 | .250 | 0-1 | .000 | 0-0 | .000 | 0 | 1 | 1 | 1.7 | 0 | 0 | 0 | 0 | 0 | 2 | 2.7 | | | |
| vs South Dakota St. | 11/27/2025 | | 02:28 | 0-1 | .000 | 0-0 | .000 | 0-0 | .000 | 0 | 0 | 0 | 1.3 | 1 | 0 | 0 | 0 | 0 | 0 | 2.0 | | | |
| Boston U. | 12/07/2025 | | 03:07 | 1-2 | .500 | 0-0 | .000 | 0-0 | .000 | 0 | 0 | 0 | 1.0 | 0 | 0 | 0 | 0 | 0 | 2 | 2.0 | | | |
| UNCW | 12/17/2025 | | 06:02 | 0-2 | .000 | 0-2 | .000 | 0-0 | .000 | 0 | 0 | 0 | 0.8 | 1 | 0 | 1 | 0 | 0 | 0 | 1.7 | | | |
| at Boston College | 12/29/2025 | | 05:20 | 0-3 | .000 | 0-2 | .000 | 0-0 | .000 | 1 | 0 | 1 | 0.9 | 1 | 0 | 0 | 0 | 0 | 0 | 1.4 | | | |
| at Florida St. | 01/18/2026 | | 06:25 | 1-3 | .333 | 1-3 | .333 | 0-0 | .000 | 0 | 0 | 0 | 0.8 | 2 | 0 | 0 | 0 | 0 | 3 | 1.6 | | | |
| Totals | | 0 | 41:12 | 6-21 | .286 | 1-8 | .125 | 0-0 | .000 | 3 | 3 | 6 | 0.8 | 9 | 1 | 3 | 0 | 0 | 13 | 1.6 | | | |


Player Averages

| Games Played | Minutes/game | Points/game | FG Pct | 3FG Pct | FT Pct | Rebounds/game | Assists/game | Turnovers/game | Assist/Turnover ratio | Steals/game | Blocks/game |
|--------------|--------------|-------------|--------|---------|--------|---------------|--------------|----------------|-----------------------|-------------|-------------|
| 8 | 5.2 | 1.6 | 28.6 | 12.5 | 0.0 | 0.8 | 0.1 | 0.4 | 0.3 | 0.0 | 0.0 |

ASTAKHOVA CAREER STATISTICS

| | | | | Field Goals | | 3-Point | | F-Throws | | Rebounds | | | | | | | | | Scoring | |
|---------|------|-------|---------|-------------|------|----------|------|----------|------|----------|-----|-----|-----|-------|---|----|-----|-----|---------|-----|
| SEASON | TEAM | GP-GS | MIN/AVG | FG-FGA | FG% | 3FG-3FGA | 3FG% | FT-FTA | FT% | OFF | DEF | TOT | AVG | PF-FO | A | TO | BLK | STL | PTS | AVG |
| 2025-26 | UNC | 8-0 | 41/5.2 | 6-21 | .286 | 1-8 | .125 | 0-0 | .000 | 3 | 3 | 6 | 0.8 | 9-0 | 1 | 3 | 0 | 0 | 13 | 1.6 |
| TOTAL | | 8-0 | 41/5.2 | 6-21 | .286 | 1-8 | .125 | 0-0 | .000 | 3 | 3 | 6 | 0.8 | 9-0 | 1 | 3 | 0 | 0 | 13 | 1.6 |

MEET THE TAR HEELS



#7

NYLA BROOKS

FR • GUARD • 6-1

WALDORF, MD.

BISHOP IRETON HIGH SCHOOL

Major: Undecided

Good to know ...

- Preseason ACC All-Freshman, ACC Freshman of the Week - 11/24
- 2025 McDonald's All-American, fifth signee under Banghart to earn the honor.
- Rated as the No. 13 overall prospect in the Class of 2025 by ESPN.
- Participated in the 2025 Jordan Brand Classic.
- 2025 Gatorade Virginia Girls Basketball Player of the Year.
- Honored as the Washington Catholic Athletic Conference Player of the Year as a senior.
- Volunteered throughout high school with the Lioness Project and served as a mentor for the Big Sister-Little Sister program.

2025-26 SEASON HIGHS CAREER HIGHS

Points 19, vs. Charleston So. (12/21/25) 19, vs. Charleston So. (12/21/25)
Rebounds 6, vs. UNCW (12/17/25) 6, vs. UNCW (12/17/25)
FG 7, vs. UNCG (11/23/25) 7, vs. UNCG (11/23/25)
FGA 16, vs. Charleston So. (12/21/25) 16, vs. Charleston So. (12/21/25)
3FG 6, vs. Charleston So. (12/21/25) 6, vs. Charleston So. (12/21/25)
3FGA 12, vs. Charleston So. (12/21/25) 12, vs. Charleston So. (12/21/25)
FT 3, at Boston College (12/29/25) 3, at Boston College (12/29/25)
FTA 4, vs. Elon (11/6/25) 4, vs. Elon (11/6/25)
Assists 4, vs. Elon (11/6/25) 4, vs. Elon (11/6/25)
Steals 4, vs. Elon (11/6/25) 4, vs. Elon (11/6/25)
Blocks 2, at N.C. A&T (11/20/25) 2, at N.C. A&T (11/20/25)

SEASON SUPERLATIVES

Double-Figure Points: 11x, last at Boston College (12/29/25)

Double-Figure Rebounds: --

Double-Doubles: --

5+ Rebounds: 1x, at N.C. A&T (11/20/25)

5+ Assists: --

Led Team in Points: 5x, last vs. Charleston So. (12/21/25)

Led Team in Rebounds: 1x, vs. Elon (11/6/25)

Led Team in Assists: 1x, at Notre Dame (1/11/26)

BROOKS GAME-BY-GAME

| Opponent | Date | GS | MIN | Total | | 3-Pointers | | Free throws | | Rebounds | | | | PF | | A | | TO | | BLK | | STL | | PTS | | AVG |
|---------------------|------------|----|--------|--------|-------|------------|-------|-------------|-------|----------|-----|-----|-----|----|----|----|---|----|-----|------|--|-----|--|-----|--|-----|
| | | | | FG-FGA | PCT | 3FG-3FGA | PCT | FT-FTA | PCT | OFF | DEF | TOT | AVG | | | | | | | | | | | | | |
| N.C. Central | 11/03/2025 | | 22:27 | 6-12 | .500 | 3-6 | .500 | 0-3 | .000 | 0 | 4 | 4 | 4.0 | 1 | 2 | 2 | 0 | 1 | 15 | 15.0 | | | | | | |
| Elon | 11/06/2025 | | 28:05 | 4-13 | .308 | 2-8 | .250 | 0-4 | .000 | 1 | 3 | 4 | 4.0 | 3 | 4 | 2 | 0 | 4 | 10 | 12.5 | | | | | | |
| vs UCLA | 11/13/2025 | | 07:50 | 1-4 | .250 | 0-2 | .000 | 0-0 | .000 | 0 | 0 | 0 | 2.7 | 2 | 0 | 1 | 0 | 1 | 2 | 9.0 | | | | | | |
| vs Fairfield | 11/15/2025 | | 23:02 | 5-12 | .417 | 1-4 | .250 | 1-1 | 1.000 | 1 | 2 | 3 | 2.8 | 4 | 2 | 2 | 1 | 0 | 12 | 9.8 | | | | | | |
| at N.C. A&T | 11/20/2025 | | 21:52 | 5-13 | .385 | 4-11 | .364 | 0-0 | .000 | 0 | 5 | 5 | 3.2 | 2 | 1 | 1 | 2 | 0 | 14 | 10.6 | | | | | | |
| UNC Greensboro | 11/23/2025 | | 17:23 | 7-7 | 1.000 | 3-3 | 1.000 | 1-2 | .500 | 0 | 1 | 1 | 2.8 | 1 | 2 | 1 | 1 | 2 | 18 | 11.8 | | | | | | |
| vs South Dakota St. | 11/27/2025 | | 21:18 | 5-10 | .500 | 4-7 | .571 | 0-0 | .000 | 0 | 1 | 1 | 2.6 | 2 | 0 | 2 | 0 | 0 | 14 | 12.1 | | | | | | |
| vs Kansas St. | 11/28/2025 | | 27:01 | 4-9 | .444 | 4-6 | .667 | 2-3 | .667 | 0 | 2 | 2 | 2.5 | 2 | 2 | 0 | 1 | 1 | 14 | 12.4 | | | | | | |
| vs Columbia | 11/29/2025 | | 09:00 | 0-0 | .000 | 0-0 | .000 | 0-2 | .000 | 0 | 1 | 1 | 2.3 | 0 | 1 | 2 | 0 | 1 | 0 | 11.0 | | | | | | |
| at Texas | 12/04/2025 | | 20:24 | 1-6 | .167 | 0-2 | .000 | 0-0 | .000 | 1 | 1 | 2 | 2.3 | 4 | 0 | 2 | 0 | 0 | 2 | 10.1 | | | | | | |
| Boston U. | 12/07/2025 | | 17:18 | 4-13 | .308 | 2-4 | .500 | 0-0 | .000 | 1 | 2 | 3 | 2.4 | 0 | 0 | 1 | 0 | 3 | 10 | 10.1 | | | | | | |
| Louisville | 12/14/2025 | | 07:11 | 1-6 | .167 | 1-5 | .200 | 0-0 | .000 | 0 | 0 | 0 | 2.2 | 0 | 0 | 0 | 0 | 0 | 3 | 9.5 | | | | | | |
| UNCW | 12/17/2025 | | 20:21 | 6-10 | .600 | 4-7 | .571 | 0-0 | .000 | 1 | 5 | 6 | 2.5 | 2 | 0 | 2 | 0 | 1 | 16 | 10.0 | | | | | | |
| Charleston So. | 12/21/2025 | | 25:54 | 6-16 | .375 | 6-12 | .500 | 1-2 | .500 | 0 | 5 | 5 | 2.6 | 1 | 1 | 0 | 0 | 0 | 19 | 10.6 | | | | | | |
| at Boston College | 12/29/2025 | | 19:36 | 5-8 | .625 | 2-4 | .500 | 3-3 | 1.000 | 0 | 3 | 3 | 2.7 | 2 | 2 | 3 | 0 | 1 | 15 | 10.9 | | | | | | |
| California | 01/01/2026 | | 18:04 | 0-4 | .000 | 0-3 | .000 | 0-0 | .000 | 0 | 0 | 0 | 2.5 | 0 | 0 | 0 | 0 | 0 | 0 | 10.3 | | | | | | |
| Stanford | 01/04/2026 | | 17:10 | 1-2 | .500 | 0-1 | .000 | 1-3 | .333 | 0 | 4 | 4 | 2.6 | 0 | 1 | 0 | 0 | 0 | 3 | 9.8 | | | | | | |
| at Notre Dame | 01/11/2026 | | 19:30 | 0-3 | .000 | 0-2 | .000 | 0-0 | .000 | 0 | 3 | 3 | 2.6 | 0 | 2 | 2 | 1 | 0 | 0 | 9.3 | | | | | | |
| Miami (FL) | 01/15/2026 | | 18:48 | 1-8 | .125 | 0-4 | .000 | 0-0 | .000 | 2 | 3 | 5 | 2.7 | 1 | 2 | 2 | 0 | 0 | 2 | 8.9 | | | | | | |
| at Florida St. | 01/18/2026 | | 18:13 | 1-8 | .125 | 1-6 | .167 | 2-2 | 1.000 | 0 | 2 | 2 | 2.7 | 0 | 3 | 1 | 0 | 0 | 5 | 8.7 | | | | | | |
| Totals | | 0 | 380:27 | 63-164 | .384 | 37-97 | .381 | 11-25 | .440 | 7 | 47 | 54 | 2.7 | 27 | 25 | 26 | 6 | 15 | 174 | 8.7 | | | | | | |

Player Averages

| Games Played | Minutes/game | Points/game | FG Pct | 3FG Pct | FT Pct | Rebounds/game | Assists/game | Turnovers/game | Assist/Turnover ratio | Steals/game | Blocks/game |
|--------------|--------------|-------------|--------|---------|--------|---------------|--------------|----------------|-----------------------|-------------|-------------|
| 20 | 19.0 | 8.7 | 38.4 | 38.1 | 44.0 | 2.7 | 1.3 | 1.3 | 1.0 | 0.8 | 0.3 |

BROOKS CAREER STATISTICS

| | | | | Field Goals | | 3-Point | | F-Throws | | Rebounds | | | | | | | | Scoring | | |
|---------|------|-------|----------|-------------|------|----------|------|----------|------|----------|-----|-----|-----|-------|----|----|-----|---------|-----|-----|
| SEASON | TEAM | GP-GS | MIN/AVG | FG-FGA | FG% | 3FG-3FGA | 3FG% | FT-FTA | FT% | OFF | DEF | TOT | AVG | PF-FO | A | TO | BLK | STL | PTS | AVG |
| 2025-26 | UNC | 20-0 | 380/19.0 | 63-164 | .384 | 37-97 | .381 | 11-25 | .440 | 7 | 47 | 54 | 2.7 | 27-0 | 25 | 26 | 6 | 15 | 174 | 8.7 |
| TOTAL | | 20-0 | 380/19.0 | 63-164 | .384 | 37-97 | .381 | 11-25 | .440 | 7 | 47 | 54 | 2.7 | 27-0 | 25 | 26 | 6 | 15 | 174 | 8.7 |

MEET THE TAR HEELS



#10

RENIYA KELLY

JR • GUARD • 5-7

HOOVER, ALA.

HOOVER HIGH SCHOOL

Major: Information Science

Minor: Religious Studies

Good to know ...

- 2025-26 Preseason All-ACC
- 2025 Nancy Lieberman Award Preseason Top-20 Watchlist
- 2024-25 All-ACC Second Team
- Named the USBWA National Player of the Week and ACC Player of the Week after posting back-to-back 20-point outings, including a career-high 23 points against NC State.
- Drained 40 threes as a sophomore, her shooting percentage of 41.2% from beyond the arc ranks No. 4 in a season at UNC.
- Two-time All-ACC Academic Team member.
- Three-time Alabama State Championship MVP. Her Hoover No. 10 jersey was retired in 2023.

2025-26 SEASON HIGHS CAREER HIGHS

Points 24, vs. Miami (1/15/26) 24, vs. Miami (1/15/26)
Rebounds 6, 2x, last vs. Miami (1/15/26) 8, at Clemson (2/9/25)
FG 9, vs. Miami (1/15/26) 9, vs. NC State (2/16/25)
FGA 14, vs. Miami (1/15/26) 18, vs. NC State (2/16/25)
3FG 4, vs. Miami (1/15/26) 5, vs. NC State (2/16/25)
3FGA 6, at Florida State (1/18/26) 9, vs. NC State (2/16/25)
FT 3, 2x, last vs. Stanford (1/4/26) 5, 2x, last vs. Boston College (1/12/25)
FTA 4, vs. Fairfield (11/15/25) 5, 2x, last vs. Boston College (1/12/25)
Assists 4, 5x, last vs. Charleston So. (12/21/25) 6, 3x, last at Syracuse (2/20/25)
Steals 3, vs. Charleston So. (12/21/25) 5, at N.C. A&T (11/12/24)
Blocks 1, 2x, last at Boston College (12/29/25) 1, 7x, last at Boston College (12/29/25)

SEASON SUPERLATIVES

Double-Figure Points: 2x, last at Florida State (1/18/26)

Double-Figure Rebounds: --

Double-Doubles: --

5+ Rebounds: 3x, last vs. Miami (1/15/26)

5+ Assists: --

Led Team in Points: 1x, vs. Miami (1/15/26)

Led Team in Rebounds: 1x, vs. Miami (1/15/26)

Led Team in Assists: 3x, last vs. Louisville (12/14/25)

KELLY GAME-BY-GAME

| Opponent | Date | GS | MIN | Total | | 3-Pointers | | Free throws | | Rebounds | | | | PF | A | TO | BLK | STL | PTS | AVG | |
|---------------------|------------|----|-------|--------|--------|------------|-------|-------------|-------|----------|-----|-----|-----|-----|----|----|-----|-----|-----|-----|-----|
| | | | | FG-FGA | PCT | 3FG-3FGA | PCT | FT-FTA | PCT | OFF | DEF | TOT | AVG | | | | | | | | |
| N.C. Central | 11/03/2025 | * | 05:07 | 0-1 | .000 | 0-0 | .000 | 0-0 | .000 | 0 | 1 | 1 | 1.0 | 0 | 1 | 0 | 0 | 1 | 0 | 0.0 | |
| Elon | 11/06/2025 | * | 09:50 | 0-3 | .000 | 0-1 | .000 | 0-0 | .000 | 0 | 0 | 0 | 0.5 | 0 | 1 | 0 | 0 | 1 | 0 | 0.0 | |
| vs UCLA | 11/13/2025 | * | 21:42 | 1-6 | .167 | 0-3 | .000 | 0-0 | .000 | 1 | 1 | 2 | 1.0 | 0 | 4 | 1 | 0 | 1 | 2 | 0.7 | |
| vs Fairfield | 11/15/2025 | * | 25:13 | 1-6 | .167 | 0-3 | .000 | 3-4 | .750 | 0 | 1 | 1 | 1.0 | 1 | 3 | 1 | 0 | 2 | 5 | 1.8 | |
| at N.C. A&T | 11/20/2025 | * | 18:47 | 2-5 | .400 | 2-4 | .500 | 0-0 | .000 | 0 | 2 | 2 | 1.2 | 2 | 2 | 1 | 0 | 2 | 6 | 2.6 | |
| UNC Greensboro | 11/23/2025 | * | 21:13 | 1-2 | .500 | 1-1 | 1.000 | 0-0 | .000 | 0 | 0 | 0 | 1.0 | 0 | 4 | 0 | 1 | 0 | 3 | 2.7 | |
| vs South Dakota St. | 11/27/2025 | * | 20:26 | 1-8 | .125 | 1-3 | .333 | 1-2 | .500 | 0 | 6 | 6 | 1.7 | 1 | 3 | 1 | 0 | 0 | 4 | 2.9 | |
| vs Kansas St. | 11/28/2025 | * | 31:55 | 3-7 | .429 | 1-1 | 1.000 | 1-3 | .333 | 0 | 2 | 2 | 1.8 | 2 | 4 | 1 | 0 | 2 | 8 | 3.5 | |
| vs Columbia | 11/29/2025 | * | 23:09 | 0-3 | .000 | 0-0 | .000 | 0-0 | .000 | 0 | 1 | 1 | 1.7 | 4 | 3 | 1 | 0 | 1 | 0 | 3.1 | |
| at Texas | 12/04/2025 | * | 27:07 | 0-8 | .000 | 0-1 | .000 | 2-2 | 1.000 | 0 | 2 | 2 | 1.7 | 0 | 1 | 3 | 0 | 1 | 2 | 3.0 | |
| Louisville | 12/14/2025 | * | 26:57 | 0-7 | .000 | 0-3 | .000 | 2-2 | 1.000 | 0 | 2 | 2 | 1.7 | 1 | 4 | 0 | 0 | 0 | 2 | 2.9 | |
| UNCW | 12/17/2025 | * | 13:33 | 0-3 | .000 | 0-3 | .000 | 0-0 | .000 | 0 | 2 | 2 | 1.8 | 0 | 2 | 2 | 0 | 0 | 0 | 2.7 | |
| Charleston So. | 12/21/2025 | * | 24:47 | 4-12 | .333 | 0-4 | .000 | 0-0 | .000 | 0 | 2 | 2 | 1.8 | 3 | 4 | 0 | 0 | 3 | 8 | 3.1 | |
| at Boston College | 12/29/2025 | * | 20:31 | 4-6 | .667 | 1-2 | .500 | 0-0 | .000 | 0 | 5 | 5 | 2.0 | 2 | 3 | 3 | 1 | 2 | 9 | 3.5 | |
| California | 01/01/2026 | * | 34:34 | 3-7 | .429 | 1-3 | .333 | 2-2 | 1.000 | 0 | 1 | 1 | 1.9 | 1 | 2 | 0 | 0 | 2 | 9 | 3.9 | |
| Stanford | 01/04/2026 | * | 26:39 | 3-12 | .250 | 0-3 | .000 | 3-3 | 1.000 | 0 | 0 | 0 | 1.8 | 1 | 1 | 1 | 0 | 2 | 9 | 4.2 | |
| at Notre Dame | 01/11/2026 | * | 35:32 | 3-12 | .250 | 1-3 | .333 | 1-2 | .500 | 1 | 2 | 3 | 1.9 | 1 | 1 | 2 | 0 | 2 | 8 | 4.4 | |
| Miami (FL) | 01/15/2026 | * | 33:49 | 9-14 | .643 | 4-5 | .800 | 2-2 | 1.000 | 1 | 5 | 6 | 2.1 | 1 | 0 | 3 | 0 | 1 | 24 | 5.5 | |
| at Florida St. | 01/18/2026 | * | 23:24 | 4-9 | .444 | 3-6 | .500 | 0-0 | .000 | 0 | 2 | 2 | 2.1 | 1 | 1 | 1 | 0 | 1 | 11 | 5.8 | |
| Totals | | | 18 | 444:15 | 39-131 | .298 | 15-49 | .306 | 17-22 | .773 | 3 | 37 | 40 | 2.1 | 21 | 44 | 21 | 2 | 24 | 110 | 5.8 |

Player Averages

| Games Played | Minutes/game | Points/game | FG Pct | 3FG Pct | FT Pct | Rebounds/game | Assists/game | Turnovers/game | Assist/Turnover ratio | Steals/game | Blocks/game |
|--------------|--------------|-------------|--------|---------|--------|---------------|--------------|----------------|-----------------------|-------------|-------------|
| 19 | 23.4 | 5.8 | 29.8 | 30.6 | 77.3 | 2.1 | 2.3 | 1.1 | 2.1 | 1.3 | 0.1 |

KELLY CAREER STATISTICS

| SEASON | TEAM | GP-GS | | MIN/AVG | Field Goals | | 3-Point | | F-Throws | | Rebounds | | | | Scoring | | | | | | |
|---------|------|-------|----|-----------|-------------|------|----------|------|----------|------|----------|-----|-----|-----|---------|-----|----|-----|-----|-----|-----|
| | | GP | GS | | FG-FGA | FG% | 3FG-3FGA | 3FG% | FT-FTA | FT% | OFF | DEF | TOT | AVG | PF-FO | A | TO | BLK | STL | PTS | AVG |
| 2023-24 | UNC | 21 | 11 | 386/18.4 | 37-96 | .385 | 11-41 | .268 | 12-14 | .857 | 5 | 31 | 36 | 1.7 | 27-0 | 27 | 21 | 1 | 13 | 97 | 4.6 |
| 2024-25 | UNC | 33 | 33 | 902/27.3 | 120-293 | .410 | 40-97 | .412 | 38-44 | .864 | 17 | 73 | 90 | 2.7 | 54-0 | 68 | 44 | 4 | 36 | 318 | 9.6 |
| 2025-26 | UNC | 19 | 18 | 444/23.4 | 39-131 | .298 | 15-49 | .306 | 17-22 | .773 | 3 | 37 | 40 | 2.1 | 21-0 | 44 | 21 | 2 | 24 | 110 | 5.8 |
| TOTAL | | 73 | 62 | 1732/23.7 | 196-520 | .377 | 66-187 | .353 | 67-80 | .838 | 25 | 141 | 166 | 2.3 | 102-0 | 139 | 86 | 7 | 73 | 525 | 7.2 |

MEET THE TAR HEELS



#15

SYDNEY BARKER

JR • GUARD • 5-7

DURHAM, N.C.

JORDAN HIGH SCHOOL

Major: Exercise and Sport Science

Minors: Sports Medicine and Spanish for the Professions

Good to know ...

- Recipient of the Montross-Walsh Scholarship, in recognition of servant leadership.
- Played in nine games off the bench as a sophomore, knocked down two triples.
- Joined the program as a walk-on, awarded a scholarship in February of freshman season.
- Appeared in 12 games off the bench as a true freshman.
- Hit her first career three at Boston College as well as grabbing her first steal.
- Conference Player of the Year as a junior and senior at Jordan High School.

2025-26 SEASON HIGHS CAREER HIGHS

Points 2, 2x, last vs. UNCW (12/17/25) 5, at Boston College (2/29/24)
 Rebounds 2, vs. UNCG (11/23/25) 2, vs. UNCG (11/23/25)
 FG 1, 2x, last vs. UNCW (12/17/25) 2 at Boston College (2/29/24)
 FGA 4, at N.C. A&T (11/20/25) 4, at N.C. A&T (11/20/25)
 3FG 1, 4x, last at SMU (1/16/25)
 3FGA 2, 2x, last at Boston College (12/29/25) 2, 2x, last at Boston College (12/29/25)
 FT 2, vs. Florida (12/18/24)
 FTA 2, vs. UNCW (12/17/25) 2, vs. Florida (12/18/24)
 Assists 1, 3x, last at Florida State (1/18/26) 1, 4x, last at Florida State (1/18/26)
 Steals 1, at Boston College (12/29/25) 1, 4x, last at Boston College (12/29/25)
 Blocks

SEASON SUPERLATIVES

Double-Figure Points: --

Double-Figure Rebounds: --

Double-Doubles: --

5+ Rebounds: --

5+ Assists: --

Led Team in Points: --

Led Team in Rebounds: --

Led Team in Assists: --

BARKER GAME-BY-GAME

| Opponent | Date | GS | MIN | Total | | 3-Pointers | | Free throws | | Rebounds | | | | PF | | | | PTS | | AVG |
|---------------------|------------|----------|--------------|------------|-------------|------------|-------------|-------------|-------------|----------|----------|----------|------------|----------|----------|----------|----------|----------|----------|------------|
| | | | | FG-FGA | PCT | 3FG-3FGA | PCT | FT-FTA | PCT | OFF | DEF | TOT | AVG | PF | A | TO | BLK | STL | PTS | |
| N.C. Central | 11/03/2025 | | 08:04 | 0-1 | .000 | 0-0 | .000 | 0-0 | .000 | 0 | 0 | 0 | 0.0 | 0 | 1 | 0 | 0 | 0 | 0 | 0.0 |
| Elon | 11/06/2025 | | 01:28 | 0-0 | .000 | 0-0 | .000 | 0-0 | .000 | 0 | 1 | 1 | 0.5 | 0 | 0 | 0 | 0 | 0 | 0 | 0.0 |
| vs Fairfield | 11/15/2025 | | 02:39 | 0-0 | .000 | 0-0 | .000 | 0-0 | .000 | 0 | 0 | 0 | 0.3 | 0 | 1 | 0 | 0 | 0 | 0 | 0.0 |
| at N.C. A&T | 11/20/2025 | | 02:13 | 1-4 | .250 | 0-2 | .000 | 0-0 | .000 | 0 | 0 | 0 | 0.3 | 1 | 0 | 0 | 0 | 0 | 2 | 0.5 |
| UNC Greensboro | 11/23/2025 | | 03:07 | 0-0 | .000 | 0-0 | .000 | 0-0 | .000 | 0 | 2 | 2 | 0.6 | 0 | 0 | 0 | 0 | 0 | 0 | 0.4 |
| vs South Dakota St. | 11/27/2025 | | 02:47 | 0-0 | .000 | 0-0 | .000 | 0-0 | .000 | 1 | 0 | 1 | 0.7 | 0 | 0 | 0 | 0 | 0 | 0 | 0.3 |
| Boston U. | 12/07/2025 | | 03:58 | 0-1 | .000 | 0-0 | .000 | 0-0 | .000 | 0 | 1 | 1 | 0.7 | 0 | 0 | 0 | 0 | 0 | 0 | 0.3 |
| UNCW | 12/17/2025 | | 03:54 | 1-1 | 1.000 | 0-0 | .000 | 0-2 | .000 | 0 | 0 | 0 | 0.6 | 1 | 0 | 0 | 0 | 1 | 2 | 0.5 |
| at Boston College | 12/29/2025 | | 05:20 | 0-2 | .000 | 0-2 | .000 | 0-0 | .000 | 0 | 1 | 1 | 0.7 | 0 | 1 | 1 | 0 | 0 | 0 | 0.4 |
| at Florida St. | 01/18/2026 | | 02:27 | 0-0 | .000 | 0-0 | .000 | 0-0 | .000 | 0 | 0 | 0 | 0.6 | 0 | 1 | 0 | 0 | 0 | 0 | 0.4 |
| Totals | | 0 | 35:57 | 2-9 | .222 | 0-4 | .000 | 0-2 | .000 | 1 | 5 | 6 | 0.6 | 2 | 4 | 1 | 0 | 1 | 4 | 0.4 |

Player Averages

| Games Played | Minutes/ game | Points/ game | FG Pct | 3FG Pct | FT Pct | Rebounds/ game | Assists/ game | Turnovers/ game | Assist/Turnover ratio | Steals/ game | Blocks/ game |
|--------------|---------------|--------------|--------|---------|--------|----------------|---------------|-----------------|-----------------------|--------------|--------------|
| 10 | 3.6 | 0.4 | 22.2 | 0.0 | 0.0 | 0.6 | 0.4 | 0.1 | 4.0 | 0.1 | 0.0 |

BARKER CAREER STATISTICS

| | | | | Field Goals | | 3-Point | | F-Throws | | Rebounds | | | | | | | | | Scoring | |
|---------|------|-------|---------|-------------|------|----------|-------|----------|------|----------|-----|-----|-----|-------|---|----|-----|-----|---------|-----|
| SEASON | TEAM | GP-GS | MIN/AVG | FG-FGA | FG% | 3FG-3FGA | 3FG% | FT-FTA | FT% | OFF | DEF | TOT | AVG | PF-FO | A | TO | BLK | STL | PTS | AVG |
| 2023-24 | UNC | 12-0 | 45/3.7 | 4-8 | .500 | 2-5 | .400 | 0-0 | .000 | 2 | 1 | 3 | 0.3 | 4-0 | 0 | 2 | 0 | 2 | 10 | 0.8 |
| 2024-25 | UNC | 9-0 | 31/3.4 | 5-6 | .833 | 2-2 | 1.000 | 3-4 | .750 | 1 | 1 | 2 | 0.2 | 3-0 | 1 | 2 | 0 | 0 | 15 | 1.7 |
| 2025-26 | UNC | 10-0 | 36/3.6 | 2-9 | .222 | 0-4 | .000 | 0-2 | .000 | 1 | 5 | 6 | 0.6 | 2-0 | 4 | 1 | 0 | 1 | 4 | 0.4 |
| TOTAL | | 31-0 | 111/3.6 | 11-23 | .478 | 4-11 | .364 | 3-6 | .500 | 4 | 7 | 11 | 0.4 | 9-0 | 5 | 5 | 0 | 3 | 29 | 0.9 |

MEET THE TAR HEELS



#17

ELINA ARNISALO

(are - KNEE - salo)

SO • GUARD • 5-10

HELSINKI, FINLAND

UCLA

MÄKELÄNRINNE UPPER SECONDARY SCHOOL

Major: Exercise & Sport Science

Good to know ...

- Transferred to Carolina following one season at UCLA, where she was a member of the Bruins' 2025 Final Four run.
- Appeared in all 37 games as a freshman, making 10 starts.
- Dished out five or more assists in 12 games last season.
- Played professionally in Finland in Belgium prior to her collegiate career.
- Represented her home country of Finland at the 2022 FIBA U18 Women's European Championships.
- Speaks four languages: English, Finnish, German and Swedish.

2025-26 SEASON HIGHS CAREER HIGHS

Points 16, 2x, last vs. Charleston So. (12/21/25) 19, vs. Colgate (11/10/24)
Rebounds 8, vs. Elon (11/6/25) 8, vs. Elon (11/6/25)
FG 6, 7x, last vs. Charleston So. (12/21/25) 8, vs. Colgate (11/10/24)
FGA 16 vs. UCLA (11/13/25) 16, vs. UCLA (11/13/25)
3FG 3, vs. UNCG (11/23/25) 3, 2x, last vs. UNCG (11/23/25)
3FGA 7, vs. UCLA (11/13/25) 7, vs. UCLA (11/13/25)
FT 4, 2x, last at Texas (12/4/25) 4, 2x, last at Texas (12/4/25)
FTA 5, vs. SDSU (11/27/25) 5, vs. SDSU (11/27/25)
Assists 4, 5x, last at Boston College (12/29/25) 11, vs. Arkansas (11/17/24)
Steals 4, at Boston College (12/29/25) 4, at Boston College (12/29/25)
Blocks 1, 2x, last at Florida State (1/18/26) 1, 5x, last at Florida State (1/18/26)

SEASON SUPERLATIVES

Double-Figure Points: 10x, last vs. Stanford (1/4/26)

Double-Figure Rebounds: --

Double-Doubles: --

5+ Rebounds: 4x, last vs. Miami (1/15/26)

5+ Assists: --

Led Team in Points: 4x, last vs. Boston University (12/7/25)

Led Team in Rebounds: --

Led Team in Assists: 4x, last vs. Stanford (1/4/26)

AARNISALO GAME-BY-GAME

| Opponent | Date | GS | MIN | Total | | 3-Pointers | | Free throws | | Rebounds | | | PF | A | TO | BLK | STL | PTS | AVG | | |
|---------------------|------------|----|-------|--------|--------|------------|-------|-------------|-------|----------|-----|-----|-----|-----|----|-----|-----|-----|-----|------|------|
| | | | | FG-FGA | PCT | 3FG-3FGA | PCT | FT-FTA | PCT | OFF | DEF | TOT | AVG | | | | | | | | |
| N.C. Central | 11/03/2025 | * | 27:49 | 6-11 | .545 | 1-3 | .333 | 0-1 | .000 | 0 | 3 | 3 | 3.0 | 3 | 3 | 1 | 0 | 0 | 13 | 13.0 | |
| Elon | 11/06/2025 | | 28:11 | 1-9 | .111 | 0-3 | .000 | 0-0 | .000 | 3 | 5 | 8 | 5.5 | 0 | 4 | 1 | 0 | 2 | 2 | 7.5 | |
| vs UCLA | 11/13/2025 | * | 35:37 | 6-16 | .375 | 1-7 | .143 | 0-0 | .000 | 0 | 3 | 3 | 4.7 | 0 | 3 | 3 | 1 | 1 | 13 | 9.3 | |
| vs Fairfield | 11/15/2025 | * | 23:38 | 2-7 | .286 | 1-3 | .333 | 2-2 | 1.000 | 1 | 5 | 6 | 5.0 | 1 | 1 | 1 | 0 | 1 | 7 | 8.8 | |
| at N.C. A&T | 11/20/2025 | * | 23:47 | 6-8 | .750 | 1-2 | .500 | 0-1 | .000 | 1 | 1 | 2 | 4.4 | 0 | 2 | 4 | 0 | 3 | 13 | 9.6 | |
| UNC Greensboro | 11/23/2025 | * | 27:09 | 5-7 | .714 | 3-3 | 1.000 | 0-0 | .000 | 1 | 3 | 4 | 4.3 | 0 | 1 | 2 | 0 | 1 | 13 | 10.2 | |
| vs South Dakota St. | 11/27/2025 | * | 28:45 | 5-8 | .625 | 0-0 | .000 | 4-5 | .800 | 1 | 1 | 2 | 4.0 | 0 | 4 | 0 | 0 | 1 | 14 | 10.7 | |
| vs Kansas St. | 11/28/2025 | * | 17:55 | 3-6 | .500 | 1-2 | .500 | 0-0 | .000 | 1 | 0 | 1 | 3.6 | 4 | 1 | 2 | 0 | 0 | 7 | 10.3 | |
| vs Columbia | 11/29/2025 | * | 36:03 | 6-11 | .545 | 1-2 | .500 | 2-2 | 1.000 | 0 | 0 | 0 | 3.2 | 1 | 3 | 1 | 0 | 3 | 15 | 10.8 | |
| at Texas | 12/04/2025 | * | 31:13 | 6-7 | .857 | 0-1 | .000 | 4-4 | 1.000 | 1 | 2 | 3 | 3.2 | 1 | 2 | 3 | 0 | 1 | 16 | 11.3 | |
| Boston U. | 12/07/2025 | * | 27:21 | 6-11 | .545 | 2-3 | .667 | 0-0 | .000 | 1 | 5 | 6 | 3.5 | 1 | 4 | 3 | 0 | 0 | 14 | 11.5 | |
| Louisville | 12/14/2025 | * | 23:13 | 1-8 | .125 | 0-2 | .000 | 0-0 | .000 | 0 | 3 | 3 | 3.4 | 1 | 3 | 2 | 0 | 0 | 2 | 10.8 | |
| UNCW | 12/17/2025 | * | 16:56 | 4-10 | .400 | 1-5 | .200 | 0-0 | .000 | 1 | 1 | 2 | 3.3 | 1 | 2 | 2 | 0 | 2 | 9 | 10.6 | |
| Charleston So. | 12/21/2025 | * | 29:44 | 6-8 | .750 | 2-2 | 1.000 | 2-2 | 1.000 | 0 | 3 | 3 | 3.3 | 1 | 4 | 2 | 0 | 2 | 16 | 11.0 | |
| at Boston College | 12/29/2025 | | 20:55 | 4-6 | .667 | 1-2 | .500 | 0-0 | .000 | 0 | 2 | 2 | 3.2 | 1 | 4 | 1 | 0 | 4 | 9 | 10.9 | |
| California | 01/01/2026 | | 13:50 | 0-0 | .000 | 0-0 | .000 | 0-0 | .000 | 0 | 1 | 1 | 3.1 | 1 | 1 | 1 | 0 | 0 | 0 | 10.2 | |
| Stanford | 01/04/2026 | * | 33:54 | 4-9 | .444 | 2-2 | 1.000 | 2-2 | 1.000 | 1 | 2 | 3 | 3.1 | 1 | 3 | 2 | 0 | 0 | 12 | 10.3 | |
| at Notre Dame | 01/11/2026 | | 19:05 | 3-5 | .600 | 0-2 | .000 | 1-2 | .500 | 0 | 1 | 1 | 2.9 | 2 | 1 | 4 | 0 | 0 | 7 | 10.1 | |
| Miami (FL) | 01/15/2026 | | 18:16 | 3-8 | .375 | 1-4 | .250 | 2-2 | 1.000 | 0 | 5 | 5 | 3.1 | 1 | 1 | 0 | 0 | 1 | 9 | 10.1 | |
| at Florida St. | 01/18/2026 | | 23:34 | 3-9 | .333 | 1-5 | .200 | 2-2 | 1.000 | 0 | 3 | 3 | 3.1 | 2 | 1 | 0 | 1 | 0 | 9 | 10.0 | |
| Totals | | | 14 | 506:55 | 80-164 | .488 | 19-53 | .358 | 21-25 | .840 | 12 | 49 | 61 | 3.1 | 22 | 48 | 35 | 2 | 22 | 200 | 10.0 |

Player Averages

| Games Played | Minutes/game | Points/game | FG Pct | 3FG Pct | FT Pct | Rebounds/game | Assists/game | Turnovers/game | Assist/Turnover ratio | Steals/game | Blocks/game |
|--------------|--------------|-------------|--------|---------|--------|---------------|--------------|----------------|-----------------------|-------------|-------------|
| 20 | 25.3 | 10.0 | 48.8 | 35.8 | 84.0 | 3.1 | 2.4 | 1.8 | 1.4 | 1.1 | 0.1 |

AARNISALO CAREER STATS

| | | | | Field Goals | | 3-Point | | F-Throws | | Rebounds | | | | | | | | | Scoring | |
|---------------|------|-------|-----------|-------------|------|----------|------|----------|------|----------|-----|-----|-----|-------|-----|-----|-----|-----|---------|------|
| SEASON | TEAM | GP-GS | MIN/AVG | FG-FGA | FG% | 3FG-3FGA | 3FG% | FT-FTA | FT% | OFF | DEF | TOT | AVG | PF-FO | A | TO | BLK | STL | PTS | AVG |
| 2024-25 | UCLA | 37-10 | 776/21.0 | 73-167 | .437 | 17-63 | .270 | 24-31 | .774 | 8 | 74 | 82 | 2.2 | 46-0 | 127 | 73 | 3 | 25 | 187 | 5.1 |
| 2025-26 | UNC | 20-14 | 507/25.3 | 80-164 | .488 | 19-53 | .358 | 21-25 | .840 | 12 | 49 | 61 | 3.1 | 22-0 | 48 | 35 | 2 | 22 | 200 | 10.0 |
| TOTAL FOR UNC | | 20-14 | 507/25.3 | 80-164 | .488 | 19-53 | .358 | 21-25 | .840 | 12 | 49 | 61 | 3.1 | 22-0 | 48 | 35 | 2 | 22 | 200 | 10.0 |
| TOTAL | | 57-24 | 1282/22.5 | 153-331 | .462 | 36-116 | .310 | 45-56 | .804 | 20 | 123 | 143 | 2.5 | 68-0 | 175 | 108 | 5 | 47 | 387 | 6.8 |



#21 CIERA TOOMEY

R-SO • FORWARD • 6-4

DUNMORE, PA.

DUNMORE HIGH SCHOOL

Major: Exercise and Sport Science

Good to know ...

- Appeared in 32 games as a redshirt-freshman, making one start.
- Scored a career-high 19 points against UNCG.
- 2024-25 All-ACC Academic Team.
- Redshirted her freshman season while rehabbing from an injury sustained in high school.
- Led Dunmore High School to its first state championship in 2023.
- Named Miss Pennsylvania Basketball as a senior.
- Three-time all-state honoree and 3A player of the Year in 2023.
- Mother Carire, played basketball at Franklin & Marshall and then overseas. Also coached Ciera in high school.

2025-26 SEASON HIGHS CAREER HIGHS

Points 19, vs. UNCG (11/23/25) 19, vs. UNCG (11/23/25)
 Rebounds 12, vs. Elon (11/6/25) 12, vs. Elon (11/6/25)
 FG 9, vs. UNCG (11/23/25) 9, vs. UNCG (11/23/25)
 FGA 12, vs. UNCG (11/23/25) 12, vs. UNCG (11/23/25)
 3FG 3, vs. UCLA (11/13/25) 3, 2x, last vs. UCLA (11/13/25)
 3FGA 6, vs. UCLA (11/13/25) 7, vs. Kentucky (12/5/24)
 FT 5, vs. Fairfield (11/15/25) 5, vs. Fairfield (11/15/25)
 FTA 5, vs. Fairfield (11/15/25) 5, vs. Fairfield (11/15/25)
 Assists 4, vs. UNCG (11/23/25) 4, vs. UNCG (11/23/25)
 Steals 3, vs. UNCG (11/23/25) 3, 2x, last vs. UNCG (11/23/25)
 Blocks 5, vs. BU (12/7/25) 5, vs. BU (12/7/25)

SEASON SUPERLATIVES

Double-Figure Points: 13x, last at Florida State (1/18/26)

Double-Figure Rebounds: 2x, last vs. Elon (11/6/25)

Double-Doubles: 1x, last vs. NC Central (11/3/25)

5+ Rebounds: 17x, last at Florida State (1/18/26)

5+ Assists: --

Led Team in Points: 1x, last vs. UNCG (11/23/25)

Led Team in Rebounds: 7x, last vs. Stanford (1/4/26)

Led Team in Assists: 1x, last vs. Stanford (1/4/26)

TOOMEY GAME-BY-GAME

| Opponent | Date | GS | MIN | Total | | 3-Pointers | | Free throws | | Rebounds | | | | PF | A | TO | BLK | STL | PTS | AVG | |
|---------------------|------------|----|-------|--------|--------|------------|-------|-------------|-------|----------|-----|-----|------|-----|----|----|-----|-----|-----|------|------|
| | | | | FG-FGA | PCT | 3FG-3FGA | PCT | FT-FTA | PCT | OFF | DEF | TOT | AVG | | | | | | | | |
| N.C. Central | 11/03/2025 | * | 25:20 | 5-6 | .833 | 1-1 | 1.000 | 2-2 | 1.000 | 5 | 6 | 11 | 11.0 | 2 | 2 | 2 | 4 | 1 | 13 | 13.0 | |
| Elon | 11/06/2025 | * | 27:06 | 3-7 | .429 | 0-2 | .000 | 2-2 | 1.000 | 5 | 7 | 12 | 11.5 | 2 | 1 | 3 | 2 | 1 | 8 | 10.5 | |
| vs UCLA | 11/13/2025 | * | 33:34 | 4-8 | .500 | 3-6 | .500 | 0-0 | .000 | 2 | 4 | 6 | 9.7 | 1 | 2 | 0 | 1 | 0 | 11 | 10.7 | |
| vs Fairfield | 11/15/2025 | * | 17:07 | 3-4 | .750 | 1-2 | .500 | 5-6 | .833 | 4 | 1 | 5 | 8.5 | 2 | 1 | 2 | 0 | 0 | 12 | 11.0 | |
| at N.C. A&T | 11/20/2025 | * | 26:05 | 6-10 | .600 | 0-3 | .000 | 0-1 | .000 | 1 | 3 | 4 | 7.6 | 4 | 1 | 2 | 0 | 2 | 12 | 11.2 | |
| UNC Greensboro | 11/23/2025 | * | 22:03 | 9-12 | .750 | 0-1 | .000 | 1-1 | 1.000 | 2 | 5 | 7 | 7.5 | 1 | 4 | 0 | 0 | 3 | 19 | 12.5 | |
| vs South Dakota St. | 11/27/2025 | * | 19:36 | 3-6 | .500 | 0-2 | .000 | 1-2 | .500 | 2 | 3 | 5 | 7.1 | 1 | 1 | 2 | 1 | 0 | 7 | 11.7 | |
| vs Kansas St. | 11/28/2025 | * | 18:44 | 2-3 | .667 | 0-1 | .000 | 2-2 | 1.000 | 0 | 7 | 7 | 7.1 | 3 | 3 | 4 | 0 | 0 | 6 | 11.0 | |
| vs Columbia | 11/29/2025 | * | 25:28 | 8-9 | .889 | 0-0 | .000 | 2-5 | .400 | 2 | 3 | 5 | 6.9 | 3 | 0 | 1 | 0 | 1 | 18 | 11.8 | |
| at Texas | 12/04/2025 | * | 37:39 | 4-7 | .571 | 0-2 | .000 | 2-2 | 1.000 | 5 | 3 | 8 | 7.0 | 3 | 0 | 1 | 3 | 1 | 10 | 11.6 | |
| Boston U. | 12/07/2025 | * | 19:21 | 3-8 | .375 | 1-3 | .333 | 0-0 | .000 | 4 | 3 | 7 | 7.0 | 1 | 2 | 0 | 5 | 1 | 7 | 11.2 | |
| Louisville | 12/14/2025 | * | 31:03 | 5-9 | .556 | 2-3 | .667 | 0-0 | .000 | 3 | 5 | 8 | 7.1 | 2 | 1 | 1 | 1 | 0 | 12 | 11.3 | |
| UNCW | 12/17/2025 | * | 20:36 | 7-10 | .700 | 1-2 | .500 | 0-1 | .000 | 5 | 3 | 8 | 7.2 | 2 | 1 | 1 | 4 | 1 | 15 | 11.5 | |
| Charleston So. | 12/21/2025 | * | 17:54 | 3-6 | .500 | 0-1 | .000 | 3-4 | .750 | 2 | 3 | 5 | 7.0 | 3 | 2 | 2 | 0 | 0 | 9 | 11.4 | |
| at Boston College | 12/29/2025 | * | 21:32 | 5-9 | .556 | 0-2 | .000 | 1-2 | .500 | 2 | 6 | 8 | 7.1 | 2 | 3 | 0 | 2 | 0 | 11 | 11.3 | |
| California | 01/01/2026 | * | 24:32 | 5-7 | .714 | 1-1 | 1.000 | 2-3 | .667 | 2 | 7 | 9 | 7.2 | 3 | 2 | 2 | 3 | 1 | 13 | 11.4 | |
| Stanford | 01/04/2026 | * | 39:43 | 7-11 | .636 | 0-3 | .000 | 2-4 | .500 | 0 | 5 | 5 | 7.1 | 4 | 3 | 3 | 1 | 0 | 16 | 11.7 | |
| at Notre Dame | 01/11/2026 | * | 12:14 | 0-5 | .000 | 0-0 | .000 | 0-0 | .000 | 2 | 0 | 2 | 6.8 | 1 | 0 | 0 | 0 | 0 | 0 | 11.1 | |
| Miami (FL) | 01/15/2026 | * | 24:22 | 3-7 | .429 | 0-1 | .000 | 0-0 | .000 | 1 | 3 | 4 | 6.6 | 1 | 0 | 0 | 1 | 0 | 6 | 10.8 | |
| at Florida St. | 01/18/2026 | * | 18:13 | 5-7 | .714 | 2-3 | .667 | 2-2 | 1.000 | 2 | 3 | 5 | 6.6 | 2 | 2 | 2 | 1 | 0 | 14 | 11.0 | |
| Totals | | | 20 | 482:11 | 90-151 | .596 | 12-39 | .308 | 27-39 | .692 | 51 | 80 | 131 | 6.6 | 43 | 31 | 28 | 29 | 12 | 219 | 11.0 |

Player Averages

| Games Played | Minutes/game | Points/game | FG Pct | 3FG Pct | FT Pct | Rebounds/game | Assists/game | Turnovers/game | Assist/Turnover ratio | Steals/game | Blocks/game |
|--------------|--------------|-------------|--------|---------|--------|---------------|--------------|----------------|-----------------------|-------------|-------------|
| 20 | 24.1 | 11.0 | 59.6 | 30.8 | 69.2 | 6.6 | 1.6 | 1.4 | 1.1 | 0.6 | 1.5 |

TOOMEY CAREER STATISTICS

| | | | | Field Goals | | 3-Point | | F-Throws | | Rebounds | | | | | | | | | | Scoring | |
|---------|------|-------|----------|-------------|------|----------|------|----------|------|----------|-----|-----|-----|-------|----|----|-----|-----|-----|---------|--|
| SEASON | TEAM | GP-GS | MIN/AVG | FG-FGA | FG% | 3FG-3FGA | 3FG% | FT-FTA | FT% | OFF | DEF | TOT | AVG | PF-FO | A | TO | BLK | STL | PTS | AVG | |
| 2024-25 | UNC | 32-1 | 331/10.3 | 41-103 | .398 | 16-51 | .314 | 3-12 | .250 | 23 | 46 | 69 | 2.2 | 27-0 | 14 | 13 | 13 | 8 | 101 | 3.2 | |
| 2025-26 | UNC | 20-20 | 482/24.1 | 90-151 | .596 | 12-39 | .308 | 25-37 | .676 | 51 | 80 | 131 | 6.6 | 43-0 | 31 | 28 | 29 | 12 | 217 | 10.9 | |
| TOTAL | | 52-21 | 813/15.6 | 131-254 | .516 | 28-90 | .311 | 28-49 | .571 | 74 | 126 | 200 | 3.8 | 70-0 | 45 | 41 | 42 | 20 | 318 | 6.1 | |

MEET THE TAR HEELS



#24

INDYA NIVAR

IN-dee-uh (like India) nuh-VAR

SR • GUARD • 5-10

APEX, N.C.

STANFORD

APEX FRIENDSHIP HIGH SCHOOL

Major: Exercise and Sport Science

Minors: Applied Sciences and Engineering

Good to know ...

- Posted the second triple double in UNC history, with 13 points, 12 rebounds and 10 steals against South Dakota State.
- Snagged 68 steals to lead UNC as a junior, the most in a single-season in the Banghart era.
- Transferred to UNC following her freshman season at Stanford.
- Gatorade Player of the Year and Ms. Basketball honors in 2022 out of Apex Friendship High School.
- 2022 McDonalds and Jordan Brand Classic All-American.

2025-26 SEASON HIGHS CAREER HIGHS

Points 17, at Texas (12/4/25) 17, 2x, last at Texas (12/4/25)
Rebounds 12, vs. SDSU (11/27/25) 12, vs. SDSU (11/27/25)
FG 6, 4x, last vs. BU (12/7/25) 7, 4x, last at Boston College, 2/29/24
FGA 14, vs. Cal (1/1/26) 16, at Boston College, 2/29/24
3FG 3, vs. Charleston So. (12/21/25) 3, 2x, last vs. Charleston So. (12/21/25)
3FGA 5, vs. UCLA (11/13/25) 6, at Boston College, 2/29/24
FT 6, at Texas (12/4/25) 6, at Texas (12/4/25)
FTA 8, at Texas (12/4/25) 8, 3x, last at Texas (12/4/25)
Assists 7, vs. Kansas State (11/28/25) 7, vs. Kansas State (11/28/25)
Steals 10, vs. SDSU (11/27/25) 10, vs. SDSU (11/27/25)
Blocks 3, at Notre Dame (1/11/26) 3, at Notre Dame (1/11/26)

SEASON SUPERLATIVES

Double-Figure Points: 16x, last vs. Miami (1/15/26)
Double-Figure Rebounds: 2x, last vs. SDSU (11/27/25)
Double-Doubles: 1x, at N.C. A&T (11/20/25)
5+ Rebounds: 9x, last at Florida State (1/18/26)
5+ Assists: 6x, last at Florida State (1/18/26)
Led Team in Points: 5x, last vs. Cal (1/1/26)
Led Team in Rebounds: 4x, last vs. UNCW (12/17/25)
Led Team in Assists: 14x, last at Florida State (1/18/26)

NIVAR GAME-BY-GAME

| Opponent | Date | GS | MIN | Total | | 3-Pointers | | Free throws | | Rebounds | | | | PF | A | TO | BLK | STL | PTS | AVG |
|---------------------|------------|----|------------------|---------------|-------------|--------------|-------------|--------------|-------------|-----------|-----------|------------|------------|-----------|-----------|-----------|-----------|-----------|------------|-------------|
| | | | | FG-FGA | PCT | 3FG-3FGA | PCT | FT-FTA | PCT | OFF | DEF | TOT | AVG | | | | | | | |
| N.C. Central | 11/03/2025 | * | 21:26 | 6-11 | .545 | 0-1 | .000 | 1-2 | .500 | 0 | 4 | 4 | 4.0 | 3 | 2 | 4 | 0 | 4 | 13 | 13.0 |
| Elon | 11/06/2025 | * | 26:14 | 6-13 | .462 | 0-4 | .000 | 1-2 | .500 | 3 | 4 | 7 | 5.5 | 1 | 3 | 3 | 0 | 6 | 13 | 13.0 |
| vs UCLA | 11/13/2025 | * | 33:17 | 4-13 | .308 | 2-5 | .400 | 1-2 | .500 | 1 | 1 | 2 | 4.3 | 4 | 4 | 1 | 1 | 1 | 11 | 12.3 |
| vs Fairfield | 11/15/2025 | * | 18:26 | 4-8 | .500 | 0-2 | .000 | 2-5 | .400 | 2 | 2 | 4 | 4.3 | 3 | 2 | 2 | 0 | 4 | 10 | 11.8 |
| at N.C. A&T | 11/20/2025 | * | 24:03 | 5-7 | .714 | 1-1 | 1.000 | 3-4 | .750 | 1 | 9 | 10 | 5.4 | 3 | 3 | 4 | 2 | 2 | 14 | 12.2 |
| UNC Greensboro | 11/23/2025 | * | 24:00 | 5-12 | .417 | 0-3 | .000 | 0-0 | .000 | 2 | 3 | 5 | 5.3 | 1 | 2 | 4 | 2 | 3 | 10 | 11.8 |
| vs South Dakota St. | 11/27/2025 | * | 31:16 | 6-11 | .545 | 1-3 | .333 | 0-2 | .000 | 4 | 8 | 12 | 6.3 | 4 | 5 | 1 | 2 | 10 | 13 | 12.0 |
| vs Kansas St. | 11/28/2025 | * | 32:54 | 5-7 | .714 | 2-2 | 1.000 | 2-2 | 1.000 | 0 | 2 | 2 | 5.8 | 3 | 7 | 1 | 0 | 4 | 14 | 12.3 |
| vs Columbia | 11/29/2025 | * | 29:17 | 4-10 | .400 | 1-2 | .500 | 2-4 | .500 | 0 | 6 | 6 | 5.8 | 5 | 6 | 0 | 0 | 6 | 11 | 12.1 |
| at Texas | 12/04/2025 | * | 33:44 | 5-9 | .556 | 1-2 | .500 | 6-8 | .750 | 0 | 4 | 4 | 5.6 | 4 | 3 | 2 | 1 | 2 | 17 | 12.6 |
| Boston U. | 12/07/2025 | * | 26:13 | 6-11 | .545 | 1-4 | .250 | 0-0 | .000 | 2 | 5 | 7 | 5.7 | 3 | 4 | 1 | 1 | 1 | 13 | 12.6 |
| Louisville | 12/14/2025 | * | 33:33 | 3-10 | .300 | 1-2 | .500 | 3-6 | .500 | 0 | 4 | 4 | 5.6 | 3 | 2 | 7 | 0 | 1 | 10 | 12.4 |
| UNCW | 12/17/2025 | * | 20:29 | 4-7 | .571 | 1-2 | .500 | 1-4 | .250 | 3 | 6 | 9 | 5.8 | 1 | 3 | 0 | 1 | 2 | 10 | 12.2 |
| Charleston So. | 12/21/2025 | * | 29:39 | 5-8 | .625 | 3-3 | 1.000 | 1-2 | .500 | 1 | 3 | 4 | 5.7 | 4 | 6 | 1 | 0 | 1 | 14 | 12.4 |
| at Boston College | 12/29/2025 | * | 17:37 | 2-5 | .400 | 0-1 | .000 | 0-0 | .000 | 0 | 2 | 2 | 5.5 | 3 | 1 | 0 | 0 | 1 | 4 | 11.8 |
| California | 01/01/2026 | * | 35:08 | 7-14 | .500 | 0-1 | .000 | 2-2 | 1.000 | 1 | 2 | 3 | 5.3 | 2 | 6 | 3 | 0 | 4 | 16 | 12.1 |
| Stanford | 01/04/2026 | * | 36:35 | 2-7 | .286 | 0-2 | .000 | 1-4 | .250 | 0 | 2 | 2 | 5.1 | 4 | 3 | 4 | 0 | 4 | 5 | 11.6 |
| at Notre Dame | 01/11/2026 | * | 26:06 | 1-7 | .143 | 0-2 | .000 | 2-2 | 1.000 | 0 | 5 | 5 | 5.1 | 5 | 1 | 6 | 3 | 3 | 4 | 11.2 |
| Miami (FL) | 01/15/2026 | * | 28:18 | 5-10 | .500 | 1-3 | .333 | 2-2 | 1.000 | 2 | 2 | 4 | 5.1 | 3 | 5 | 1 | 0 | 1 | 13 | 11.3 |
| at Florida St. | 01/18/2026 | * | 22:22 | 2-5 | .400 | 0-2 | .000 | 0-0 | .000 | 2 | 3 | 5 | 5.1 | 4 | 6 | 4 | 0 | 1 | 4 | 11.0 |
| Totals | | | 20 550:37 | 87-185 | .470 | 15-47 | .319 | 30-53 | .566 | 24 | 77 | 101 | 5.1 | 63 | 74 | 49 | 13 | 61 | 219 | 11.0 |

Player Averages

| Games Played | Minutes/game | Points/game | FG Pct | 3FG Pct | FT Pct | Rebounds/game | Assists/game | Turnovers/game | Assist/Turnover ratio | Steals/game | Blocks/game |
|--------------|--------------|-------------|--------|---------|--------|---------------|--------------|----------------|-----------------------|-------------|-------------|
| 20 | 27.5 | 11.0 | 47.0 | 31.9 | 56.6 | 5.1 | 3.7 | 2.5 | 1.5 | 3.1 | 0.7 |

NIVAR CAREER STATS

| | | | | Field Goals | | 3-Point | | F-Throws | | Rebounds | | | | | | | | | Scoring | |
|---------------|------|--------|-----------|-------------|------|----------|------|----------|------|----------|-----|-----|-----|-------|-----|-----|-----|-----|---------|------|
| SEASON | TEAM | GP-GS | MIN/AVG | FG-FGA | FG% | 3FG-3FGA | 3FG% | FT-FTA | FT% | OFF | DEF | TOT | AVG | PF-FO | A | TO | BLK | STL | PTS | AVG |
| 2022-23 | Stan | 35-1 | 438/12.5 | 40-101 | .396 | 10-42 | .238 | 21-32 | .656 | 17 | 52 | 69 | 2.0 | 45-0 | 35 | 35 | 5 | 19 | 111 | 3.2 |
| 2023-24 | UNC | 33-6 | 703/21.3 | 82-221 | .371 | 17-71 | .239 | 29-58 | .500 | 43 | 98 | 141 | 4.3 | 77-2 | 46 | 55 | 16 | 44 | 210 | 6.4 |
| 2024-25 | UNC | 34-34 | 816/24.0 | 114-310 | .368 | 17-79 | .215 | 38-68 | .559 | 42 | 112 | 154 | 4.5 | 92-4 | 68 | 78 | 14 | 68 | 283 | 8.3 |
| 2025-26 | UNC | 20-20 | 551/27.5 | 87-185 | .470 | 15-47 | .319 | 30-53 | .566 | 24 | 77 | 101 | 5.1 | 63-2 | 74 | 49 | 13 | 61 | 219 | 11.0 |
| TOTAL FOR UNC | | 87-60 | 2070/23.8 | 283-716 | .395 | 49-197 | .249 | 97-179 | .542 | 109 | 287 | 396 | 4.6 | 232-8 | 188 | 182 | 43 | 173 | 712 | 8.2 |
| TOTAL | | 122-61 | 2508/20.6 | 323-817 | .395 | 59-239 | .247 | 118-211 | .559 | 126 | 339 | 465 | 3.8 | 277-8 | 223 | 217 | 48 | 192 | 823 | 6.7 |

MEET THE TAR HEELS



#26 TAISSA QUEIROZ

TIE-ee-SUH CUE-air-ROZ

FR • GUARD • 6-1

BELO HORIZONTE, BRAZIL

CARDINAL NEWMAN

Major: Exercise and Sport Science

Good to know ...

- Graduated last December to enroll early at UNC, practicing with the Tar Heels throughout the spring.
- Ranked as a four-star prospect by ESPN.
- Named the San Francisco Chronicle Co-North Bay Player of the Year in 2024 and was named a Top-Five player on the West Coast by Preps - Bay Area.
- Boasts international experience with her home country of Brazil, appearing with its national team in WNBA exhibitions against the Chicago Sky and Indiana Fever this past May.
- Assisted her home country to a first-place finish at the 2022 U18 South America Cup in Argentina.

2025-26 SEASON HIGHS CAREER HIGHS

Points 10, vs. Miami (1/15/26) 10, vs. Miami (1/15/26)
 Rebounds 6, 3x, last vs. Miami (1/15/26) 6, 3x, last vs. Miami (1/15/26)
 FG 5, vs. Miami (1/15/26) 5, vs. Miami (1/15/26)
 FGA 7, vs. Miami (1/15/26) 7, vs. Miami (1/15/26)
 3FG
 3FGA 1, 3x, last vs. Miami (1/15/26) 1, 3x, last vs. Miami (1/15/26)
 FT 2, at Notre Dame (1/11/26) 2, at Notre Dame (1/11/26)
 FTA 2, 3x, last at Notre Dame (1/11/26) 2, 3x, last at Notre Dame (1/11/26)
 Assists 4, vs. Charleston So. (12/21/25) 4, vs. Charleston So. (12/21/25)
 Steals 2, vs. NC Central (11/3/25) 2, vs. NC Central (11/3/25)
 Blocks

SEASON SUPERLATIVES

Double-Figure Points: 1x, last vs. Miami (1/15/26)

Double-Figure Rebounds: --

Double-Doubles: --

5+ Rebounds: 3x, last vs. Miami (1/15/26)

5+ Assists: --

Led Team in Points: --

Led Team in Rebounds: 1x, vs. Miami (1/15/26)

Led Team in Assists: 1x, vs. UNCW (12/17/25)

QUEIROZ GAME-BY-GAME

| Opponent | Date | GS | MIN | Total | | 3-Pointers | | Free throws | | Rebounds | | | | PF | A | TO | BLK | STL | PTS | AVG |
|-------------------|------------|----------|---------------|--------------|-------------|------------|-------------|-------------|-------------|----------|-----------|-----------|------------|-----------|-----------|----------|----------|----------|-----------|------------|
| | | | | FG-FGA | PCT | 3FG-3FGA | PCT | FT-FTA | PCT | OFF | DEF | TOT | AVG | | | | | | | |
| N.C. Central | 11/03/2025 | | 15:36 | 1-1 | 1.000 | 0-0 | .000 | 0-0 | .000 | 0 | 6 | 6 | 6.0 | 1 | 0 | 3 | 0 | 2 | 2 | 2.0 |
| Elon | 11/06/2025 | | 11:10 | 2-3 | .667 | 0-0 | .000 | 0-0 | .000 | 0 | 1 | 1 | 3.5 | 0 | 0 | 0 | 0 | 0 | 4 | 3.0 |
| Boston U. | 12/07/2025 | | 05:17 | 0-1 | .000 | 0-0 | .000 | 0-0 | .000 | 0 | 0 | 0 | 2.3 | 1 | 0 | 1 | 0 | 0 | 0 | 2.0 |
| UNCW | 12/17/2025 | | 14:30 | 3-5 | .600 | 0-1 | .000 | 0-2 | .000 | 2 | 1 | 3 | 2.5 | 1 | 3 | 0 | 0 | 1 | 6 | 3.0 |
| Charleston So. | 12/21/2025 | | 17:60 | 1-4 | .250 | 0-0 | .000 | 1-2 | .500 | 3 | 3 | 6 | 3.2 | 2 | 4 | 2 | 0 | 1 | 3 | 3.0 |
| at Boston College | 12/29/2025 | | 09:41 | 0-1 | .000 | 0-1 | .000 | 0-0 | .000 | 0 | 1 | 1 | 2.8 | 1 | 1 | 0 | 0 | 1 | 0 | 2.5 |
| California | 01/01/2026 | | 10:34 | 3-5 | .600 | 0-1 | .000 | 0-0 | .000 | 0 | 2 | 2 | 2.7 | 3 | 0 | 0 | 0 | 0 | 6 | 3.0 |
| at Notre Dame | 01/11/2026 | | 06:53 | 1-2 | .500 | 0-0 | .000 | 2-2 | 1.000 | 0 | 2 | 2 | 2.6 | 1 | 0 | 1 | 0 | 0 | 4 | 3.1 |
| Miami (FL) | 01/15/2026 | | 16:48 | 5-7 | .714 | 0-1 | .000 | 0-0 | .000 | 3 | 3 | 6 | 3.0 | 2 | 1 | 1 | 0 | 1 | 10 | 3.9 |
| at Florida St. | 01/18/2026 | | 12:56 | 2-3 | .667 | 0-1 | .000 | 0-0 | .000 | 1 | 1 | 2 | 2.9 | 0 | 1 | 0 | 0 | 0 | 4 | 3.9 |
| Totals | | 0 | 121:25 | 18-32 | .563 | 0-5 | .000 | 3-6 | .500 | 9 | 20 | 29 | 2.9 | 12 | 10 | 8 | 0 | 6 | 39 | 3.9 |

Player Averages

| Games Played | Minutes/game | Points/game | FG Pct | 3FG Pct | FT Pct | Rebounds/game | Assists/game | Turnovers/game | Assist/Turnover ratio | Steals/game | Blocks/game |
|--------------|--------------|-------------|--------|---------|--------|---------------|--------------|----------------|-----------------------|-------------|-------------|
| 10 | 12.1 | 3.9 | 56.3 | 0.0 | 50.0 | 2.9 | 1.0 | 0.8 | 1.3 | 0.6 | 0.0 |

QUEIROZ CAREER STATS

| | | | | Field Goals | | 3-Point | | F-Throws | | Rebounds | | | | Scoring | | | | | | |
|--------------|------|-------------|-----------------|--------------|-------------|------------|-------------|------------|-------------|----------|-----------|-----------|------------|-------------|-----------|----------|----------|----------|-----------|------------|
| SEASON | TEAM | GP-GS | MIN/AVG | FG-FGA | FG% | 3FG-3FGA | 3FG% | FT-FTA | FT% | OFF | DEF | TOT | AVG | PF-FO | A | TO | BLK | STL | PTS | AVG |
| 2025-26 | UNC | 10-0 | 121/12.1 | 18-32 | .563 | 0-5 | .000 | 3-6 | .500 | 9 | 20 | 29 | 2.9 | 12-0 | 10 | 8 | 0 | 6 | 39 | 3.9 |
| TOTAL | | 10-0 | 121/12.1 | 18-32 | .563 | 0-5 | .000 | 3-6 | .500 | 9 | 20 | 29 | 2.9 | 12-0 | 10 | 8 | 0 | 6 | 39 | 3.9 |



#34
BLANCA THOMAS
S0 • Center • 6-5
CHARLOTTE, N.C.
CHARLOTTE CATHOLIC HIGH SCHOOL
Major: Media and Journalism
Advertising and Public Relations Track

Good to know ...

- Appeared in 33 games as a freshman, making five starts.
- Grabbed a 115 rebounds in her debut campaign, the most by a freshman in a season since Alyssa Ustby (2020-21).
- 10 games last season with five or more rebounds.
- 2024-25 All-ACC Academic Team
- Led Charlotte Catholic to back-to-back final four appearances in the state tournament as a sophomore and junior.
- First Team all-state selection as a junior.
- Named as the 2023 Defensive Player of the Year by the Charlotte Observer.

2025-26 SEASON HIGHS CAREER HIGHS
Points 8, vs. UNCW (12/17/25) 8, 2x, last vs. UNCW (12/17/25)
Rebounds 5, vs. UNCW (12/17/25) 10, vs. UNCW (11/7/24)
FG 4, vs. UNCW (12/17/25) 4, 2x, last vs. UNCW (12/17/25)
FGA 7, vs. UNCW (12/17/25) 7, vs. UNCW (12/17/25)
3FG 1, vs. UCLA (11/13/25) 1, vs. UCLA (11/13/25)
3FGA 1, vs. UCLA (11/13/25) 1, vs. UCLA (11/13/25)
FT 4, vs. UNCG (12/11/24)
FTA 6, vs. UNCW (11/7/24)
Assists 2, at Boston College (12/29/25) 3, vs. NC Central (11/29/24)
Steals 1, vs. Boston University (12/7/25) 3, vs. NC Central (11/29/24)
Blocks 2, 2x, last vs. Charleston So. (12/21/25) 4, vs. N.C. Central, 11/29/24)

SEASON SUPERLATIVES

Double-Figure Points: --
Double-Figure Rebounds: --
Double-Doubles: --
5+ Rebounds: 1x, vs. UNCW (12/17/25)
5+ Assists: --
Led Team in Points: --
Led Team in Rebounds: --
Led Team in Assists: --

THOMAS GAME-BY-GAME

| Opponent | Date | GS | MIN | Total | | 3-Pointers | | Free throws | | Rebounds | | | | PF | A | TO | BLK | STL | PTS | AVG |
|-------------------|------------|----|-------|--------|-------|------------|-------|-------------|------|----------|-----|-----|-----|----|---|----|-----|-----|-----|-----|
| | | | | FG-FGA | PCT | 3FG-3FGA | PCT | FT-FTA | PCT | OFF | DEF | TOT | AVG | | | | | | | |
| vs UCLA | 11/13/2025 | | 09:15 | 1-2 | .500 | 1-1 | 1.000 | 0-0 | .000 | 1 | 0 | 1 | 1.0 | 0 | 0 | 0 | 0 | 0 | 3 | 3.0 |
| at Texas | 12/04/2025 | | 02:21 | 0-0 | .000 | 0-0 | .000 | 0-0 | .000 | 0 | 0 | 0 | 0.5 | 1 | 0 | 1 | 0 | 0 | 0 | 1.5 |
| Boston U. | 12/07/2025 | | 09:39 | 0-0 | .000 | 0-0 | .000 | 0-0 | .000 | 0 | 0 | 0 | 0.3 | 1 | 1 | 0 | 0 | 1 | 0 | 1.0 |
| UNCW | 12/17/2025 | | 16:59 | 4-7 | .571 | 0-0 | .000 | 0-0 | .000 | 2 | 3 | 5 | 1.5 | 1 | 1 | 1 | 2 | 0 | 8 | 2.8 |
| Charleston So. | 12/21/2025 | | 11:52 | 2-3 | .667 | 0-0 | .000 | 0-0 | .000 | 1 | 1 | 2 | 1.6 | 1 | 0 | 2 | 2 | 0 | 4 | 3.0 |
| at Boston College | 12/29/2025 | | 09:42 | 2-2 | 1.000 | 0-0 | .000 | 0-0 | .000 | 0 | 4 | 4 | 2.0 | 0 | 2 | 0 | 0 | 0 | 4 | 3.2 |
| California | 01/01/2026 | | 03:35 | 1-1 | 1.000 | 0-0 | .000 | 0-1 | .000 | 0 | 0 | 0 | 1.7 | 1 | 0 | 1 | 0 | 0 | 2 | 3.0 |
| Stanford | 01/04/2026 | | 03:02 | 0-1 | .000 | 0-0 | .000 | 0-0 | .000 | 0 | 1 | 1 | 1.6 | 0 | 0 | 1 | 0 | 0 | 0 | 2.6 |
| at Notre Dame | 01/11/2026 | | 04:12 | 0-0 | .000 | 0-0 | .000 | 0-0 | .000 | 0 | 0 | 0 | 1.4 | 1 | 0 | 1 | 0 | 0 | 0 | 2.3 |
| Miami (FL) | 01/15/2026 | | 02:49 | 0-2 | .000 | 0-0 | .000 | 0-0 | .000 | 1 | 0 | 1 | 1.4 | 0 | 0 | 1 | 0 | 0 | 0 | 2.1 |
| at Florida St. | 01/18/2026 | | 04:23 | 1-1 | 1.000 | 0-0 | .000 | 0-0 | .000 | 0 | 1 | 1 | 1.4 | 3 | 0 | 2 | 0 | 0 | 2 | 2.1 |
| Totals | | 0 | 77:49 | 11-19 | .579 | 1-1 | 1.000 | 0-1 | .000 | 5 | 10 | 15 | 1.4 | 9 | 4 | 10 | 4 | 1 | 23 | 2.1 |

Player Averages

| Games Played | Minutes/game | Points/game | FG Pct | 3FG Pct | FT Pct | Rebounds/game | Assists/game | Turnovers/game | Assist/Turnover ratio | Steals/game | Blocks/game |
|--------------|--------------|-------------|--------|---------|--------|---------------|--------------|----------------|-----------------------|-------------|-------------|
| 11 | 7.1 | 2.1 | 57.9 | 100.0 | 0.0 | 1.4 | 0.4 | 0.9 | 0.4 | 0.1 | 0.4 |

THOMAS CAREER STATISTICS

| | | | | Field Goals | | 3-Point | | F-Throws | | Rebounds | | | | Scoring | | | | | | |
|---------|------|-------|----------|-------------|------|----------|-------|----------|------|----------|-----|-----|-----|---------|----|----|-----|-----|-----|-----|
| SEASON | TEAM | GP-GS | MIN/AVG | FG-FGA | FG% | 3FG-3FGA | 3FG% | FT-FTA | FT% | OFF | DEF | TOT | AVG | PF-FO | A | TO | BLK | STL | PTS | AVG |
| 2024-25 | UNC | 33-5 | 361/11.0 | 28-77 | .364 | 0-1 | .000 | 23-39 | .590 | 48 | 67 | 115 | 3.5 | 35-0 | 11 | 20 | 25 | 8 | 79 | 2.4 |
| 2025-26 | UNC | 11-0 | 78/7.1 | 11-19 | .579 | 1-1 | 1.000 | 0-1 | .000 | 5 | 10 | 15 | 1.4 | 9-0 | 4 | 10 | 4 | 1 | 23 | 2.1 |
| TOTAL | | 44-5 | 439/10.0 | 39-96 | .406 | 1-2 | .500 | 23-40 | .575 | 53 | 77 | 130 | 3.0 | 44-0 | 15 | 30 | 29 | 9 | 102 | 2.3 |

2025-26 NORTH CAROLINA WOMEN'S BASKETBALL RADIO-TV ROSTER



0 LANIE GRANT
So. • G • 5-9



1 JORDAN ZUBICH
So. • G • 5-11




2 NYLA HARRIS
Sr. • F • 6-2




3 TALIYAH HENDERSON
Fr. • G • 6-1



4 LAILA HULL
R-So. • G • 6-1



5 LIZA ASTAKHOVA
Fr. • F • 6-2



7 NYLA BROOKS
Fr. • G • 6-1



10 RENIYA KELLY
Jr. • G • 5-7



15 SYDNEY BARKER
Jr. • G • 5-7



17 ELINA AARNISALO
So. • G • 5-10



21 CIERA TOOMEY
R-So. • F • 6-4



24 INDYA NIVAR
Sr. • G • 5-10



26 TAISSA QUEIROZ
Fr. • G • 6-1



34 BLANCA THOMAS
So. • C • 6-5



52 NOELLE BOFIA
Fr. • F • 6-4



COURTNEY BANGHART
Head Coach



JOANNE ALUKA-WHITE
Associate Head Coach



CORY McNEILL
Assistant Coach



KATHERINE BIXBY
Assistant Coach



DANIEL METZELFELD
Assistant Coach



LEXI WEGER
Assistant Coach



KAYLA McPHERSON
Student Assistant