

GEORGIA TECH[®]

WOMEN'S BASKETBALL



2025-26 INFORMATION GUIDE

TV/RADIO ROSTER



#0 Brianna Turnage
G • 6-1 • Sr.
Atlanta, Ga.
(Florida State/Westlake)



#1 McKayla Taylor
C • 6-1 • Fr.
Atlanta, Ga.
(Langston Hughes)



#3 Erica Moon
G • 5-6 • r-Sr.
Atlanta, Ga.
(Texas A&M/St. Francis)



#4 Leyre Urdiain
G • 5-11 • Fr.
Zaragoza, Spain
(Sansueña)



#5 Catherine Alben
G • 5-7 • Sr.
Snellville, Ga.
(Charleston So./Grayson)



#12 Jada Crawshaw
F • 6-0 • Jr.
Darwin, Australia
(Long Beach State)



#13 Déborah Mukeba
C • 6-5 • So.
Fleurus, Belgium
(Boston College/Winston-Salem Christian School)



#20 Ariadna Termis
(are-e-AHD-na)
C • 6-6 • Jr.
Zaragoza, Spain
(IES Joquim Blume Barcelona)



#21 Talayah Walker
G • 5-10 • So.
Odenton, Md.
(Penn State/Our Lady of Good Counsel)



#22 Inés Noguero
(e-nez no-RAY-doh)
G • 5-11 • Sr.
Gijón, Spain
(Joaquim Blume)



#23 La'Nya Foster
G • 5-10 • Jr.
Riverdale, Ga.
(Austin Peay/Lovejoy)



#32 D'Asia Thomas-Harris
G/F • 6-2 • Jr.
Katy, Texas
(Houston Christian)



#33 Savannah Samuel
G • 6-1 • 5th
Woodstock, Ga.
(Boston College/St. Francis)



Karen Blair
Head Coach
1st Season



Marsha Frese
Assistant Coach
1st Season



Chris Meadows, Sr.
Assistant Coach
1st Season



Ben Kantor
Assistant Coach
1st Season



Morgan Williams
Assistant Coach
1st Season



Caleb Currier
Assistant Coach/Director of Recruiting
4th Season



Liberty Crayton Del Rosario
Director of Basketball Operations
1st Season



McIntyre Webb
Director of Video and Analytics
1st Season



Rachel Jones
Director of Strength and Conditioning (WBB)
1st Season



Rachel Stewart
Assistant Director of Sports Medicine (WBB)
9th Season

TABLE OF CONTENTS

INFORMATION

Media Information.....	1
Quick Facts.....	2
Communications & PR.....	2
2025-26 Roster.....	3
McCamish Pavilion.....	4

MEET THE TEAM

Catherine Alben.....	6-7
Inés Noguero.....	8-9
Savannah Samuel.....	10
Brianna Turnage.....	11
Jada Crawshaw.....	12
La'Nya Foster.....	13
Ariadna Termis.....	14-15
D'Asia Thomas-Harris.....	16
Erica Moon.....	17
Deborah Mukeba.....	18
Talayah Walker.....	19
Freshmen.....	20
Karen Blair.....	21-22
Coaches and Staff Profiles.....	23-26
Administration.....	27-28

SEASON IN REVIEW

2024-25 Results.....	30
Game-by-Game Stats.....	31
Box Scores.....	32-40
Season Results.....	41

HISTORY

Year-by-Year Records.....	43
Year-by-Year Results.....	44-51
All-time Letterwinners and Coaches.....	52-53
All-time Series History.....	54-55
GT vs. the Conferences.....	56-57
Blair vs. Opponents.....	58
Series History.....	59-70
Rankings History.....	71-72
ACC Tournament Results.....	73-74
Post-season Results.....	75
Honors and Awards.....	76-79
#ProJackets.....	80

RECORDS

Tech Records.....	82-86
Individual Records.....	87-88
Opponent Records.....	88-90
Career Leaders.....	91-92
Records By Class.....	93
Annual Leaders.....	94-95
Year-by-Year Stats.....	96-97
The Last Time.....	98
1,000 Point Scorers.....	99-100
NCAA Tournament Record Book.....	101-108
ACC Network.....	109

MEDIA INFORMATION

Georgia Tech's practices are closed to the public and the media, but the Yellow Jackets' players and coaches are available to the media by request before or after practices. The weekly practice schedule varies once the season begins.

- All interview requests should be made through Michael Pitts at least 24 hours in advance. Media are asked not to contact players directly either by phone or email. Players are not available on gamedays until after the game.

RELEASES/PHOTOS BY EMAIL

All Georgia Tech women's basketball releases, statistics, game notes and media advisories are distributed via email to a list maintained by the athletic communications office. Media wishing to be added to this list should send a request to Michael Pitts (mpitts@athletics.gatech.edu). Photographs are available upon request.

RAMBLINWRECK.COM / SOCIAL MEDIA

-RamblinWreck.com - Georgia Tech's official website is continuously updated with all of Tech's releases, statistics, game notes, biographies and other information. Game notes and bio updates are generally posted at least 24 hours prior to each game, while updated statistics and box scores are posted following each game.

-Twitter (@GTWBB), Instagram (@GTWBB), Facebook - Georgia Tech women's basketball information and updates will also be posted to the team's Twitter, Instagram and Facebook pages, along with photos and behind-the-scenes activities.

MEDIA CREDENTIALS FOR HOME GAMES

-Media credentials are issued to accredited members of the working media only. Working space is limited, and children, spouses and other non-workers will not be granted credentials or access to media areas.

-Media seating and workspace at McCamish Pavilion is in the upper level, section 211, and the media entrance to the arena is through the west entrance off of Fowler Street. Media will call is located at the west entrance to McCamish Pavilion.

-Requests for credentials should be made in writing via email at least 24 hours in advance of each game to Michael Pitts. Credentials will not be mailed. They can be picked up the night of the game at the media entrance.

-Photo credentials are granted to still photographers and videographers on assignment for a media agency only.

DIRECTIONS TO MCCAMISH PAVILION AND THE ZELNAK CENTER

-Going South on I-75: Take exit 250 (16th/14th/10th Streets) and follow through light at 14th Street. Stay to the right and follow to 10th Street, where McCamish Pavilion is straight ahead. Turn right to access the parking areas other than the main lot.

-Going South on I-85: Take exit 84 (17th/14th/10th Streets). You will stay to the left immediately upon exiting the interstate, but will need to move to the right after 16th Street. Follow until you reach 10th Street where McCamish Pavilion will be in front of you. Take a right on 10th Street and an immediate left on Fowler Street and access the main arena parking lot off of 8th Street.

-Going North on I-75/85: Take the 10th Street exit (250). Turn left on 10th Street and after you cross the bridge, McCamish Pavilion will be on your left. Just past the arena, turn left at Fowler Street (first traffic light). Take first left at 8th Street and follow to main arena parking lot.

NCAA INFRACTIONS INFORMATION

In September 2021, the National Collegiate Athletic Association (NCAA) Division I Committee on Infractions found the Georgia Institute of Technology women's basketball program responsible for committing violations of NCAA legislation.

The case centered on impermissible countable athletically related activity (CARA) and coaching limitation violations that occurred from the 2016-17 academic year through February 2019. During this time, the former head coach consistently required student-athletes to practice in excess of permissible limitations for CARA and did not provide them with a required day off. In addition, the former head coach permitted graduate student managers to provide impermissible instruction, which caused the program to exceed the limit on countable coaches.

Penalties levied by the NCAA include:

- Three years of probation from Sept. 25, 2023 through Sept. 25, 2026;
- A fine of one percent of the budget for the women's basketball program (in addition to a self-imposed \$5,000 fine);
- The former head coach shall be subject to a one-year show-cause order from Sept. 21, 2021 through Sept. 20, 2022;
- The former assistant coach shall be subject to a five-year show-cause order from Sept. 21, 2021 through Sept. 21, 2026;
- Georgia Tech shall conduct a review of its athletics compliance program including, but not limited to, an external audit of the athletics compliance program;

The prescribed penalties are in addition to the following measures that were self-imposed by Georgia Tech:

- The aforementioned \$5,000 fine;
- A reduction in countable athletically related activities (CARA) as follows:
 - o Spring 2020 – reduced CARA by one hour per week (three hours total before Covid-19 shutdown)
 - o Summer 2020 – reduced CARA by one hour per week (36 hours total)
 - o Fall 2020 – reduced CARA by one hour per week (11 hours total)
 - o Spring 2021 – reduced CARA by two hours per week (16 hours total)



GEORGIA TECH ATHLETIC ASSOCIATION

150 Bobby Dodd Way NW
Atlanta, GA 30332
404-894-5400
www.RamblinWreck.com
Twitter: @GTathletics
Facebook: GTathletics
Instagram: @GTathletics
YouTube: RamblinWreckTube

CREDITS

EDITOR

Liz Ryan

EDITORS

Communications Staff

COVER DESIGN

Tyler Wheeler

PHOTOGRAPHY

Danny Karnik, Kyle Hess,
in addition to numerous other photographers
who have contributed to Georgia Tech athletics
archives over the years

© 2023, Georgia Tech Athletic Association



2025-26 QUICK FACTS

GENERAL

Full Name.....	Georgia Institute of Technology
Location.....	Atlanta, Ga.
Founded.....	1885
Enrollment.....	53,067
Nicknames.....	Ramblin' Wreck, Yellow Jackets
Colors.....	Old Gold and White
Arena (Cap.).....	McCamish Pavilion (8,600)
President.....	Dr. Ángel Cabrera
Athletics Director.....	Ryan Alpert
Faculty Ath. Representative.....	Dr. Jenna Jordan
Sport Administrator.....	Joeleen Akin

COACHES AND STAFF

Head Coach (Year).....	Karen Blair (1st)
Twitter.....	@CoachKarenBlair
Career Record.....	First Season
Record at Tech.....	0-0 (.000)
Alma Mater.....	SMU, 1999
Assistant Coach.....	Marsha Frese
Assistant Coach.....	Chris Meadows, Sr.
Assistant Coach.....	Ben Kantor
Assistant Coach.....	Morgan Williams
Assistant Coach/Dir. of Recruiting Ops.....	Caleb Currier
Director of WBB Ops.....	Liberty Crayton Del Rosario

TEAM INFORMATION

2024-25 Overall Record.....	22-11
2024-25 ACC Record.....	9-9
2024-25 Home Record.....	14-4
2024-25 Road Record.....	5-5
2024-25 Neutral Record.....	3-2
Letterwinners R/L.....	3/9
Starters R/L.....	1/4
Newcomers.....	10

HISTORY

First Year.....	1974-75 (52nd season)
Overall Record.....	796-706 (.530)
ACC Record.....	261-418 (.384)
ACC Tournament Record.....	23-46
Postseason Record.....	23-28 (NCAA, WBIT, WNIT & AIAW)
NCAA Appearances/Last.....	12, 2025
NCAA Tournament Record.....	7-12
WBIT Record/Appearances.....	0-1/1
WNIT Record.....	14-7
All-Time Home Record.....	432-240
All-Time Road Record.....	202-313
All-Time Neutral Record.....	93-92

GEORGIA TECH ATHLETICS COMMUNICATIONS AND PUBLIC RELATIONS



MIKE FLYNN

Assistant A.D.
Communications and Public Relations
E: mflynn@athletics.gatech.edu



MICHAEL PITTS

Assistant Director
Communications and Public Relations
WOMEN'S BASKETBALL CONTACT
E: mpitts@athletics.gatech.edu



LIZ RYAN

Associate Director
Communications and Public Relations
M: (404) 431-9619
E: lryan@athletics.gatech.edu



ANTHONY BRANDT

Assistant Director
Communications and Public Relations
E: abrandt@athletics.gatech.edu



KENDRA TOMAN

Assistant Director
Communications and Public Relations
E: ktoman@athletics.gatech.edu

2025-26 ROSTER

Numerical

No.	Name	YR	POS	HT	Hometown	High School/Last School
0	Brianna Turnage	Sr.	G	6-1	Atlanta, Ga.	Westlake/Florida State
1	McKayla Taylor	Fr.	C	6-1	Atlanta, Ga.	Langston Hughes
3	Erica Moon	r-So.	G	5-6	Atlanta, Ga.	St. Francis/Texas A&M
4	Leyre Urdiain	Fr.	G	5-11	Zaragoza, Spain	Sansueña
5	Catherine Alben	Sr.	G	5-7	Snellville, Ga.	Grayson/Charleston Southern
12	Jada Crawshaw	Jr.	F	6-0	Darwin, Australia	Barker College/Long Beach State
13	Déborah Mukeba	So.	C	6-5	Fleurus, Belgium	Winston-Salem Christian School/Boston College
20	Ariadna Termis	Jr.	C	6-6	Zaragoza, Spain	IES Joaquim Blume Barcelona
21	Talayah Walker	So.	G	5-10	Odenton, Md.	Our Lady of Good Counsel/Penn State
22	Inés Noguero	Sr.	G	5-11	Gijón, Spain	Joaquim Blume
23	La'Nya Foster	Jr.	G	5-10	Riverdale, Ga.	Lovejoy/Austin Peay
32	D'Asia Thomas-Harris	Jr.	G/F	6-2	Katy, Texas	Houston Christian
33	Savannah Samuel	5th	G	6-1	Woodstock, Ga.	St. Francis/Boston College

Alphabetical

No.	Name	YR	POS	HT	Hometown	High School/Last School
5	Catherine Alben	Sr.	G	5-7	Snellville, Ga.	Grayson/Charleston Southern
12	Jada Crawshaw	Jr.	F	6-0	Darwin, Australia	Barker College/Long Beach State
23	La'Nya Foster	Jr.	G	5-10	Riverdale, Ga.	Lovejoy/Austin Peay
3	Erica Moon	r-So.	G	5-6	Atlanta, Ga.	St. Francis/Texas A&M
13	Déborah Mukeba	So.	C	6-5	Fleurus, Belgium	Winston-Salem Christian School/Boston College
22	Inés Noguero	Sr.	G	5-11	Gijón, Spain	Joaquim Blume
33	Savannah Samuel	5th	G	6-1	Woodstock, Ga.	St. Francis/Boston College
1	McKayla Taylor	Fr.	C	6-1	Atlanta, Ga.	Langston Hughes
20	Ariadna Termis	Jr.	C	6-6	Zaragoza, Spain	IES Joaquim Blume Barcelona
32	D'Asia Thomas-Harris	Jr.	G/F	6-2	Katy, Texas	Houston Christian
0	Brianna Turnage	Sr.	G	6-1	Atlanta, Ga.	Westlake/Florida State
4	Leyre Urdiain	Fr.	G	5-11	Zaragoza, Spain	Sansueña
21	Talayah Walker	So.	G	5-10	Odenton, Md.	Our Lady of Good Counsel/Penn State

Head Coach: Karen Blair (SMU, 1999) – 1st season

Assistant Coach: Marsha Frese (Rice, 1995) – 1st season

Assistant Coach: Chris Meadows, Sr. (St. Bonaventure, 1993) – 1st season

Assistant Coach: Ben Kantor (Illinois, 2006) – 1st season

Assistant Coach: Morgan Williams (Georgetown, 2012) - 1st season

Assistant Coach/Director of Recruiting: Caleb Currier (Tennessee, 2019) - 3rd season as AC, 4th season overall

Director of Operations: Liberty Crayton Del Rosario (Notre Dame College, 2002) - 1st season

Director of Video and Analytics: McIntyre Webb (Michigan State, 2014) - 1st season

Assistant Director of Sports Medicine: Rachel Stewart (North Carolina Central University, 2013) - 9th season

Director of Strength & Conditioning: Rachel Jones (Delaware, 2012) - 1st season



McCamish Pavilion (8,600)

MCCAMISH PAVILION HIGHLIGHTS

- Groundbreaking: May 5, 2011
- Opening: October, 2012
- Capacity: 8,600
- Club seating
- Center-hung scoreboard
- Primarily chairback seating
- Grand entrance (10th & Fowler)
- Alexander Memorial Courtyard (on Fowler Street)
- Theatrical lighting
- 2,500 cubic yards of concrete removed
- 3,000 cubic yards of concrete installed
- 500 tons of new steel installed
- Over 1 mile of new railing installed
- 20,000 gallons of paint
- 2,000 feet of new mechanical piping
- 2,500 feet of new ductwork
- \$4M in new audio-visual and scoreboards
- 50 TV's throughout the concourse and Callaway Club
- Farthest distance material has traveled to get on site: 4,835 miles
- Shortest distance material has traveled to get on site: 1 mile
- Number of Tech alumni involved in the project: Over 100
- Number of days construction took: 520
- Number of 1950's old style Coke bottles found while installing the underground foundations: 11
- Number of new staircases: 13
- Number of new sports lights for the competition floor: Over 300
- 270-degree court view from concourse

WOMEN'S BASKETBALL IN MCCAMISH

HISTORY

Record in McCamish Pavilion (12 seasons): 145-61 (.704)

First Game in McCamish Pavilion: L, 54-71 vs. #20/16 Tennessee, Nov. 11, 2012

Most Points Scored in McCamish Pavilion: 105 vs. Morgan State, Nov. 16, 2014


Largest Home Crowd in McCamish Pavilion: 5,517 vs. #20/16 Tennessee, Nov. 11, 2012

LARGEST HOME CROWDS

Includes both Alexander Memorial Coliseum and McCamish Pavilion

1.	11/21/10	#1/1 UConn	L, 71-51	7,325
2.	2/8/95	#11/11 UNC	L, 84-62	6,621
3.	1/19/25	Clemson	W, 89-65	6,386
4.	12/5/08	Georgia	W, 57-42	6,212
5.	2/7/99	#9/11 Duke	L, 74-73	6,058
6.	11/11/12	#20/16 Tenn.	L, 54-71	5,517
7.	11/6/23	Coastal Carolina	W, 83-53	4,963
8.	12/9/22	#3/2 UConn	W, 57-44	4,587
9.	1/26/25	#14 Duke	L, 50-55	4,301
10.	1/23/93	#10 Virginia	L, 107-81	4,158
11.	2/21/93	Wake Forest	W, 85-72	4,136
12.	2/16/03	Virginia	L, 56-54	4,044
13.	1/26/02	Clemson	W, 83-78	3,965
14.	12/13/09	MVSU	W, 89-41	3,864
15.	1/20/96	#7/7 Virginia	L, 79-58	3,849
16.	1/8/04	#1/2 Duke	L, 45-77	3,833
17.	2/11/96	Wake Forest	W, 75-65	3,827
18.	2/18/99	#17/17 Virginia	L, 73-86	3,812
19.	2/23/25	Florida State	L, 70-73	3,809
20.	11/4/24	Winthrop	W, 85-39	3,611
21.	1/13/03	#1/1 Duke	L, 59-79	3,592
22.	1/9/00	#14/10 Duke	L, 45-64	3,512
23.	2/27/94	Duke	W, 64-56	3,385
24.	2/10/08	#3/3 UNC	L, 61-75	3,257

Bold = McCamish Pavilion





STUDENT-ATHLETES & STAFF

Student-Athlete Profiles	6-20
Coaches Profiles	21-26
Administration	27-28

STUDENT-ATHLETE PROFILES

**CATHERINE ALBEN #5**

Sr. • 5'7"

Guard

Snellville, Ga.

Charleston Southern/Grayson

(175), three-point field goals (55) and steals (42) last season, earning three Big South Player of the Week nods...Scored 20+ points in nine games over the season, including seven times during conference play...Scored a career-high 29 points against Radford (1/18/25)...Started all 30 games as a sophomore and averaged 13.9 points to rank second on the team...Logged 21 games scoring in double-figures in 2023-24, including seven 20-plus point outings.

PREP: Attended Grayson High School in Snellville, Ga....Helped the Rams to back-to-back regional titles in 2018-19 and 2019-20...Named first team all-region...Averaged 18 points per game...Surpassed 1,000 career points at Grayson.

MAJOR: Business Administration

BIO

AT CHARLESTON SOUTHERN (2022-25): Played first three seasons at Charleston Southern before transferring to Georgia Tech...Two-time All-Big South honoree, earning first team selection in 2024-25 and second team accolades as a sophomore in 2023-24...Named to the Big South All-Freshman Team in 2022-23...Surpassed 1,000 career points as a junior, capping her three years as a Buccaneer with 1,176 points...Played in 88 games, starting 60, at CSU...Averaged 13.4 points per game over the course of her career at CSU...Led the team in scoring as a junior, averaging 16.6 points per game, which ranked second in the Big South...Also led the Bucs in field goals made



STUDENT-ATHLETE PROFILES



PLAYERS & STAFF

CAREER STATS (AT CHARLESTON SOUTHERN)

Year	GP	GS	Min	Avg	Total			3-Point			F-Throw			Off	Def	Rebounds		PF	FO	Ast	TO	Blk	Stl	Pts	Avg
					FG	FGA	Pct	FG	FGA	Pct	FT	FTA	Pct			Tot	Avg								
2022-23	29	2	582	20.1	107	299	.358	17	74	.230	47	72	.653	33	71	104	3.6	67	3	36	86	6	33	278	9.6
2023-24	30	30	994	33.1	154	425	.362	46	142	.324	64	86	.744	25	92	117	3.9	82	2	58	101	2	51	418	13.9
2024-25	29	28	839	28.9	175	417	.420	55	170	.324	77	96	.802	38	73	111	3.8	53	0	46	78	2	42	482	16.6
TOTAL	88	60	2415	27.4	436	1141	.382	118	386	.306	188	254	.740	96	236	332	3.8	202	5	140	265	10	126	1178	13.4

STUDENT-ATHLETE PROFILES



INÉS NOGUERO

#22

Sr. • 5'11"

Guard

Gijón, Spain

IES Joaquim Blume

BIO

2024-25 (Junior): 2024-25 All-ACC Academic Team... Took the floor in 27 games and started in 21... Finished with 53 assists and was second on the team in steals (39)... Finished in double-figures in season-opener against Winthrop with 11 points, shooting 5-for-7 from the field, while dishing out two assists and two blocks... Tallied 11 points against No. 21 Oregon, while leading Tech with career-high seven assists... Hit a trio of three-pointers against Louisiana Monroe to score a season-high 13 points, while recording four steals... Led Tech in rebounding with six at Louisville, while chipping in four points... Was disruptive on the defensive end against Wake Forest, matching season-high four steals in the win... Registered seven points against Richmond in NCAA Tournament first round game.

2023-24 (Sophomore): Appeared in 32 games and earned the start in all 32...

Finished the season averaging 6.4 points and 5.0 rebounds per game... In season-opener against Coastal Carolina (11/6), finished with 10 points, four assists, one block and a steal... Added seven points, four rebounds, three assists and two steals in win against Furman (11/11)... Matched career-high in scoring with 16 points in comeback win at Rice (11/16)... Hit pair of three-pointers and went 6-for-7 (career-best) at the charity stripe at Rice... Finished with six points and eight rebounds against Creighton (11/23) in Cancun Challenge... Followed up with another solid night against New Mexico (11/24), securing nine rebounds, while matching personal-best in field goals made with six to finish with 13 points... Nearly missed a double-double with nine rebounds... Dished out four assists against Florida (11/29) in ACC/SEC Challenge, while pulling down four rebounds... Added 11 points, four rebounds and an assist at Nebraska (12/2), going 4-for-4 at the free throw line... Recorded first career double-double against Mercer (12/5) with career-high 12 rebounds and 10 points... Led Jackets in rebounding against the Bears... Added seven rebounds, five points and three assists in win against Georgia State (12/10)... Tallied 10 points in win against USC Upstate (12/20), hitting pair of three-pointers... Returned to action against Virginia (1/4), helping Jackets collect first ACC win... Hit clutch three-pointer down the stretch at Pitt (1/7) to finish with nine points, six rebounds and two assists... Tallied seven points, three rebounds and two assists in win against Clemson (1/11)... Led Tech in rebounding at Duke (1/14) with five... Registered seven points, four rebounds and three assists against North Carolina (1/18)... Scored 12 points on 4-of-8 shooting in win over Boston College (1/21)... Tied for team-high with five rebounds at No. 19 Virginia Tech (1/25)... Added 13 points against No. 23 Florida State (1/28), matching her personal



STUDENT-ATHLETE PROFILES

best in field goals with six... Secured six rebounds, while added five points against No. 14 Notre Dame (2/1)... Pulled down seven rebounds against Miami (2/11)... Logged second double-double with 11 points and 10 rebounds at Clemson (2/15)... Also tied team-high with five assists in the win over the Tigers... Matched team-high in rebounding, securing six at No. 6 NC State (2/18), while chipping in seven points... Hit a triple and owned three rebounds against No. 20 Louisville (2/22)... Contributed seven points and six rebounds against Wake Forest (2/25)... Hit a pair of three-pointers and finished with eight points in overtime win at Miami (3/3)... Hit a three-pointer at Mississippi State in the first round of the WBIT.

2022-23 (Freshman): Appeared in 19 games and earned the start in six... Made collegiate debut against Georgia State (11/10), playing just over four minutes and pulling down first collegiate rebound... Scored first collegiate points against Kennesaw State (11/13), hitting a field goal... Dished out two assists against Air Force (11/26)... Added six points on two three-pointers in win at Michigan State (12/1)... Recorded first double-figure scoring performance with 10 points against Central Michigan (12/11), hitting two three-pointers and a pair of field goals... Connected on three field goals, including a three-pointer, to contribute seven points against Furman (12/21)... Also pulled down season-high six rebounds against Paladins... Hit a three-pointer against Virginia (12/29)... Led Tech offensively against Florida State (1/1) with a career-high 16 points, going 4-for-7 from three-point range and recording three steals... Earned first collegiate start at Louisville (1/5), posting four points and four rebounds... Contributed six points and hit personal-best two free throws against Miami (1/12)... Added four points, two rebounds, a steal and an assist at No. 17 North Carolina (1/22)... Missed final seven games of the season due to injury.

PREP: Shooting guard who brings wealth of international playing experience with Spanish National Team... Placed first in U17 3x3 event in Europe in 2021... Placed third in world in a skills championship in 2020... Multi-sport athlete also competing in swimming.

MAJOR: Neuroscience

CAREER STATS

Year					Total			3-Point			FT	F-Throw		Off	Def	Rebounds		PF	FO	Ast	TO	Blk	Stl	Pts	Avg
	GP	GS	Min	Avg	FG	FGA	Pct	FG	FGA	Pct		FTA	Pct			Tot	Avg								
2022-23	19	6	209	11.0	26	79	.329	13	44	.295	3	4	.750	11	18	29	1.5	15	0	14	16	3	14	68	3.6
2023-24	32	32	939	29.3	76	218	.349	30	122	.246	22	31	.710	15	144	159	5.0	78	1	70	59	4	40	204	6.4
2024-25	27	21	424	15.7	48	113	.425	16	64	.250	9	12	.750	8	60	68	2.5	33	0	53	33	12	39	121	4.5
TOTAL	78	59	1572	20.2	150	410	.366	59	230	.257	34	47	.723	34	222	256	3.3	126	1	137	108	19	93	393	5.0

ACC STATS

Year					Total			3-Point			FT	F-Throw		Off	Def	Rebounds		PF	FO	Ast	TO	Blk	Stl	Pts	Avg
	GP	GS	Min	Avg	FG	FGA	Pct	FG	FGA	Pct		FTA	Pct			Tot	Avg								
2022-23	12	6	144	12.1	16	56	.286	8	33	.242	3	4	.750	5	8	13	1.1	10	0	9	10	0	7	43	3.6
2023-24	17	17	533	31.4	40	118	.339	17	63	.270	10	14	.714	6	76	82	4.8	46	1	39	40	2	21	107	6.3
2024-25	12	9	192	16.1	18	41	.439	6	23	.261	4	4	1.000	1	31	32	2.7	15	0	23	18	6	17	46	3.8
TOTAL	41	32	869	21.2	74	215	.344	31	119	.261	17	22	.773	12	115	127	3.1	71	1	71	68	8	45	196	4.8

STUDENT-ATHLETE PROFILES



SAVANNAH SAMUEL #33

5th • 6'1"

Guard

Woodstock, Ga.

Boston College/St. Francis

45 victory...Contributed 10 points in her first season as a Mountaineer twice – both coming against a top-10 Iowa State team in two of the final three contests, including the Big 12 Tournament.

AT OREGON STATE (2020-21): Appeared in 19 games in a COVID-shortened season...Scored 11 points against No. 11 Arizona...Also chipped in double-figures against No. 8 Oregon with 10 points...Tallied four of six games in double-figures against ranked opponents.

PREP: Attended St. Francis High School...Four-star recruit and ranked top-60 nationally by ASGR...Helped squad to the state title game...Named 1A Georgia Private School Player of the Year after averaging 22 points per game...Was tabbed a 2020 McDonald's All-American Game nominee...Played AAU basketball for FBC AAU United Organization.

MAJOR: History, Technology & Society

BIO

AT BOSTON COLLEGE (2023-25): Spent two seasons at Boston College...Sat out the 2023-24 season due to NCAA transfer rules...In 2024-25, saw game action in 24 outings with four starts and averaged 19.7 minutes per game...Led the bench in scoring at 6.3 points per game...Logged 17 three-pointers during the season to finish fourth on the team...Tallied eight double-figure scoring outings, dropping in a career-high 16 points twice – against CCSU and in the WBIT first round game against Villanova...Pulled down a career-high seven rebounds against North Carolina.

AT WEST VIRGINIA (2021-23): Played two seasons with the Mountaineers...Took the floor in 54 games, averaging 16.5 minutes per game...Helped WVU to a 19-12 record and a NCAA Tournament berth in 2023 after appearing in 24 games...Chipped in a career-high 13 points and seven rebounds against TCU, leading to a 77-



CAREER STATS

Year	GP	GS	Min	Avg	Total			3-Point			F-Throw			Rebounds				PF	FO	Ast	TO	Blk	Stl	Pts	Avg
					FG	FGA	Pct	FG	FGA	Pct	FT	FTA	Pct	Off	Def	Tot	Avg								
2020-21	19	0	216	11.4	22	67	.328	3	21	.143	18	29	.621	5	16	21	1.1	16	0	5	16	7	6	65	3.4
2021-22	30	0	537	17.9	47	126	.373	11	45	.244	20	33	.606	22	24	46	1.5	36	0	29	21	9	19	125	4.2
2022-23	24	0	352	14.7	29	92	.315	5	33	.152	31	39	.795	18	34	52	2.2	40	0	10	36	3	15	94	3.9
2024-25	28	4	553	19.7	61	162	.377	17	64	.266	38	50	.760	29	36	65	2.3	61	2	17	29	8	24	177	6.3
TOTAL	101	4	1658	16.4	159	447	.356	36	163	.221	107	151	.709	74	110	184	1.8	153	2	61	102	27	64	461	4.6

STUDENT-ATHLETE PROFILES



BRIANNA TURNAGE #0

Sr. • 6'1"

Guard

Atlanta, Ga.

Florida State/Westlake

PREP: Attended Westlake High School in Atlanta...Earned second team all-metro honors as a senior...Helped Westlake to four state championships...Rated Top 25 guard in the 2021 class...Finished her career averaging 5.6 rebounds per game, playing in 115 games.

MAJOR: History, Technology & Society

BIO

AT FLORIDA STATE (2022-25): Played three seasons at FSU (2022-25)... Appeared in 90 career contests as a Seminole, earning the start in 30...Averaged 16.2 minutes per game, while shooting 30.8 percent (64-208) from the field and 50.0 percent (18-36) from the free throw line...Secured 4.3 rebounds per game over three years, highlighted by a 6.2 rpg average her sophomore season (23-24)...Scored a career-high 14 points against Presbyterian (12/15/22) and pulled down a personal-best 11 rebounds against Jacksonville (12/19/24)...Dished out a career-high six assists against Boston College (2/22/24)...Played in all 34 games and averaged 20.3 minutes per game as a sophomore



CAREER STATS (AT FLORIDA STATE)

Year	GP	GS	Min	Avg	Total			3-Point			FT	F-Throw		Off	Def	Rebounds		PF	FO	Ast	TO	Blk	Stl	Pts	Avg
					FG	FGA	Pct	FG	FGA	Pct		FTA	Pct			Tot	Avg								
2022-23	23	0	315	13.7	18	59	.305	9	38	.237	6	8	.750	13	55	68	3.0	10	0	20	9	19	8	51	2.2
2023-24	34	19	689	20.3	25	89	.281	16	61	.262	7	15	.467	43	167	210	6.2	34	0	47	37	11	20	73	2.1
2025-26	33	11	457	13.9	21	60	.350	9	36	.250	5	13	.385	28	85	113	3.4	26	0	35	21	12	10	56	1.7
TOTAL	90	30	1461	16.2	64	208	.308	34	63	.540	18	36	.500	84	307	391	4.3	70	0	102	67	42	38	180	2.0

STUDENT-ATHLETE PROFILES



JADA CRAWSHAW #12

Jr. • 6'0"
Forward
Darwin, Australia
Long Beach State/Barker College

PREP: Brings international playing experience having been selected to the All-Australian Team... Averaged 15.8 points and 8.6 rebounds per game with the Sydney Comets... Won the All-Schools Australian Championships... Earned a spot on the U19 Aus Gems squad where she competed at the Centre of Excellence on one of four junior national team camps.

MAJOR: Literature, Media & Communications

BIO

AT LONG BEACH STATE (2023-25): Played two seasons at Long Beach State... Appeared in 62 games, starting 13, in two seasons at LBSU... Averaged 10.4 points and 4.8 rebounds per game as a sophomore... Finished second on the team in scoring during the 2024-25 season... Scored career-high 20 points twice as a sophomore – at Cal St. Fullerton and CSUN – and recorded 16 double-figure scoring outings in total... Saw game action in all 33 games her rookie season (2023-24), earning Big West All-Freshman Team honors... Led Long Beach State in rebounds per game (5.1) and blocks (26), while averaging 6.7 points to go along with 32 steals and 18 assists her freshman season... Tallied 10 double-digit scoring games and a pair of double-doubles.

PLAYERS & STAFF



CAREER STATS (AT LONG BEACH STATE)

Year	GP	GS	Min	Avg	Total			3-Point			FT	F-Throw		Off	Def	Rebounds		PF	FO	Ast	TO	Blk	Stl	Pts	Avg
					FG	FGA	Pct	FG	FGA	Pct		FTA	Pct			Tot	Avg								
2023-24	33	0	600	18.2	82	208	.394	7	33	.212	50	77	.649	61	107	168	5.1	87	1	18	108	26	32	221	6.7
2024-25	29	13	617	21.3	120	296	.405	16	46	.348	45	77	.584	47	93	140	4.8	87	3	46	105	24	27	301	10.4
TOTAL	62	13	1217	19.6	202	504	.401	23	79	.291	95	154	.617	108	200	308	5.0	174	4	64	213	50	59	522	8.4

STUDENT-ATHLETE PROFILES



LA'NYA FOSTER #23

Jr. • 5'10"
Guard
Riverdale, Ga.
Austin Peay/Lovejoy

performances to set career-high in scoring against Bellarmine and Kennesaw State.

PREP: Attended Lovejoy High School... Averaged 19.9 points and 10.0 rebounds per game her senior season... Helped lead the Wildcats to a 28-3 record and the 2021-22 Class 6A State Championship... As a junior, contributed 13.8 points, 7.1 rebounds and 2.1 steals per game... Joined the varsity squad as a sophomore and averaged 10.8 points and 4.6 rebounds per game.

MAJOR: History, Technology & Society

BIO

AT AUSTIN PEAY (2023-25): Played freshman and sophomore seasons at Austin Peay... In two seasons, played in 64 games and started 47... Averaged 10.3 points and 6.1 rebounds per game in two seasons... As a sophomore in 2024-25, started all 31 games and averaged 32.2 minutes per game... Contributed 11.9 points and team-high 6.9 rebounds per game... Recorded 22 games scoring in double-figures, highlighted by a season-best 24-point performance at High Point to match her career-high... Tallied three double-doubles... Led team in steals (44) and blocks (39), finishing third in ASUN in blocks... As a freshman in 2023-24, selected as the ASUN Freshman of the Year... ASUN All-Freshman Team honoree and three-time ASUN Freshman of the Week recipient... Averaged 8.7 points, third on the team, and 5.4 rebounds, second on the team, per game... Owned back-to-back 24-point



CAREER STATS (AT AUSTIN PEAY)

					Total			3-Point			F-Throw			Rebounds											
Year	GP	GS	Min	Avg	FG	FGA	Pct	FG	FGA	Pct	FT	FTA	Pct	Off	Def	Tot	Avg	PF	FO	Ast	TO	Blk	Stl	Pts	Avg
2023-24	33	16	784	23.7	110	269	.409	17	60	.283	49	70	.700	42	135	177	5.4	68	1	31	60	23	25	286	8.7
2024-25	31	31	997	32.2	159	390	.408	22	85	.259	30	52	.577	34	181	215	6.9	85	3	70	86	39	44	370	11.9
TOTAL	64	47	1781	27.8	269	659	.408	39	145	.269	79	122	.548	76	316	392	6.1	153	4	101	146	62	69	656	10.3

STUDENT-ATHLETE PROFILES



ARIADNA TERMIS #20

Jr. • 6'6"

Center

Zaragoza, Spain

IES Joaquim Blume Barcelona

BIO

2024-25 (Sophomore): Appeared in 32 games and started 24...Finished third on team in assists (62)...Contributed 4.0 points and 3.6 rebounds per game...Hit 42.6 percent from the floor...Earned first start of the season against Winthrop in the season-opener and finished with 11 points on 5-of-8 shooting, including a three-pointer...Logged 27 minutes of playing time against Georgia State and pulled down a personal-best 11 rebounds in the win...Added eight points, hitting two three-pointers, and seven rebounds in win against South Dakota State in opening game of Hawaii North Shore Showcase...Led Tech with 13 points in win against No. 21 Oregon...Named Hawaii North Shore Showcase all-star after impressive two-game showing...Posted career-high in assists with seven and two steals against Louisiana Monroe...Led Tech with five assists against Virginia Tech and finished with six rebounds and five

points...Pulled down team-high six assists at No. 3 Notre Dame...Registered 11 points, hitting pair of three-pointers, in win at Virginia...Played just under five minutes in NCAA Tournament first round game against Richmond.

2023-24 (Freshman): Appeared in 25 games her freshman season...Played eight minutes off the bench against Coastal Carolina (11/6) in season-opener...Went 1-for-2 from the free throw line for first collegiate points and added a rebound and assist...Played 15 minutes off the bench against Furman (11/11), finishing with eight points, shooting 4-for-4 from the field, and three rebounds...Saw three minutes of playing time in comeback win at Rice (11/16)...Added four points on pair of field goals and a steal against Kennesaw State (11/19)...Played 12 minutes against New Mexico (11/24) in the Cancun Challenge, securing three rebounds in win...Hit first collegiate three-pointer at Nebraska (12/2) to add three points to the board...Add seven points against Mercer (12/5), hitting two field goals and a pair of free throws, while adding season-high three assists...Added four points on two made field goals in win against USC Upstate (12/20)...Scored season-high 12 points at Duke (1/14), hitting two three-pointers, while adding four rebounds...Recorded second-straight game in double-figures with 11 points against UNC (1/18) on personal-best three triples...Finished with eight points on three field goals, including pair of three-pointers, at No. 19 Virginia Tech (1/25)...Secured season-high five rebounds against No. 23 Florida State (1/28), while dishing out three assists to match personal-best...Chipped in seven points on three field goals, including a three-pointer, at Miami (2/11) to help the Jackets to victory...Recorded seven points in overtime win at Miami (3/3), going 3-for-5 from the



field, including hitting a three-pointer...Came off the bench to play nearly six minutes against Duke (3/7) in the second round of the ACC Tournament...Came off the bench at Mississippi State for over four minutes in the first round of the WBIT.

PREP: Brings international playing experience as a member of the Spanish National Team...Helped her home country to a silver medal in the U19 World Cup and runner-up finish in the U18 Women's European Championships...Averaged 20.2 minutes, 5.0 points, 4.4 rebounds and 1.7 assists per game in the European Championships...Helped Spain earn another medal in the 2022 U17 World Cup, capturing silver...In the title game against the United States, logged 17 minutes, three rebounds, two blocks and two points...Played a total of seven games in the tournament, averaging 20.0 minutes, 5.0 rebounds, 4.3 points and 1.0 assists per game...Played the 2021 and 2022 seasons with her club program, Segle XXI, helping the team to a LF 2 championship.

PERSONAL: Chose Georgia Tech because it is one of the top engineering schools, incredible program development and the campus...Started playing basketball at age six when her parents suggested she give it a try...Lists her most memorable athletic accomplishments as winning four medals with the Spanish National Team...Lists her most memorable non-athletic accomplishment as maintaining a strong GPA throughout high school...Participated in the virtual NBA Academy during summer 2021 and Basketball Without Borders in 2022.

MAJOR: Biomedical Engineering



CAREER STATS

Year	GP	GS	Min	Avg	Total			3-Point			FT	F-Throw		Off	Def	Rebounds		PF	FO	Ast	TO	Blk	Stl	Pts	Avg
					FG	FGA	Pct	FG	FGA	Pct		FTA	Pct			Tot	Avg								
2023-24	25	0	262	10.5	26	55	.473	10	25	.400	3	4	.750	8	30	38	1.5	25	0	16	12	3	3	65	2.6
2024-25	32	24	649	20.3	52	122	.426	20	66	.303	3	8	.375	24	92	116	3.6	35	0	62	26	16	12	127	4.0
TOTAL	57	0	911	16.0	78	177	.441	30	91	.330	6	12	.500	32	122	154	2.7	60	0	78	38	19	15	192	3.4

ACC STATS

Year	GP	GS	Min	Avg	Total			3-Point			FT	F-Throw		Off	Def	Rebounds		PF	FO	Ast	TO	Blk	Stl	Pts	Avg
					FG	FGA	Pct	FG	FGA	Pct		FTA	Pct			Tot	Avg								
2023-24	13	0	153	11.8	15	37	.405	8	22	.364	0	0	.000	5	18	23	1.8	15	0	11	4	3	1	38	2.9
2024-25	18	13	344	19.1	18	49	.367	8	34	.235	2	5	.400	10	46	56	3.1	19	0	27	17	7	5	46	2.6
TOTAL	31	13	497	16.0	33	86	.384	16	56	.286	2	5	.400	15	64	79	2.5	34	0	38	21	10	6	84	2.7

STUDENT-ATHLETE PROFILES



D'ASIA THOMAS-HARRIS #32

Jr. • 6'2"
Guard/Forward
Katy, Texas
Houston Christian

BIO

2024-25 (Sophomore): Appeared in five games... Came off the bench for her first appearance of the season against Florida A&M and tallied six points and four rebounds... Returned to action at Clemson after missing majority of the season due to injury... Played six minutes at California, hitting a field goal... Hit a free throw in the NCAA Tournament first round game against Richmond.

2023-24 (Freshman): Came alive in the fourth quarter against Coastal Carolina (11/6), tallying six points in three minutes of playing time... Finished with eight points overall in 7:08 minutes of game action... Added another eight points in win over Furman (11/11)... Came off the bench to hit four field goals and pull down seven rebounds, while dishing out three assists... Had career night at Rice (11/16), recording first collegiate double-double behind 12 points and 13 rebounds... Went perfect 8-for-8

from the free throw line in the comeback win against the Owls...Dropped 15 points for season-best in win over Kennesaw State (11/19), hitting five field goals for second consecutive game in double-figures... Also had two blocks and two steals... Matched career-high in scoring with 15 points in win against Georgia State (12/10) on 6-of-9 shooting... Chipped in four points against Florida State (1/28), hitting a pair of field goals... Pulled down four rebounds against Notre Dame (2/1)... Came off the bench to play 16 minutes in the first round of the ACC Tournament against Pitt (3/6) and hit a layup.

PREP: Attended Houston Christian High School in Houston, Texas... Helped high school to a pair of Southwest Preparatory Conference (SPC) championships (2021-22, 2022-23)... Named co-MVP, all-SPC and all-region after her junior season in 2021-22... In 2020-21, named MVP, all-SPC and first team all-state... Two-sport athlete having also played volleyball... Also a member of the Cy Fair Nike EYBL team which won the Nike Nationals Girls EYBL Tournament in July 2023.

PERSONAL: Has four siblings... A member of the Black Student Union... Also a member of the Jr. NBA Court of Leaders, a youth leadership council comprised of 18 high school basketball players from across the country... Started playing basketball at age seven because her mother coached a team... Lists most memorable athletic accomplishments as the first girls team in high school history to win back-to-back state championships... Chose to attend Georgia Tech because of the education, atmosphere and athletics.

MAJOR: Business Administration



CAREER STATS

Year	GP	GS	Min	Avg	Total FG	FGA	Pct	3-Point FG	3-Point FGA	3-Point Pct	FT	F-Throw FTA	F-Throw Pct	Off	Def	Rebounds Tot	Rebounds Avg	PF	FO	Ast	TO	Blk	Stl	Pts	Avg
2023-24	28	0	218	7.8	28	56	.500	0	1	.000	22	35	.629	16	51	67	2.4	24	0	8	19	6	8	78	2.8
2024-25	5	0	29	5.7	4	5	.800	0	0	.000	1	2	.500	1	5	6	1.2	6	0	2	2	1	2	9	1.8
TOTAL	33	0	247	7.5	32	61	.525	0	1	.000	23	37	.622	17	56	73	2.2	30	0	10	21	7	10	87	2.6

ACC STATS

Year	GP	GS	Min	Avg	Total FG	FGA	Pct	3-Point FG	3-Point FGA	3-Point Pct	FT	F-Throw FTA	F-Throw Pct	Off	Def	Rebounds Tot	Rebounds Avg	PF	FO	Ast	TO	Blk	Stl	Pts	Avg
2023-24	14	0	82	5.9	4	15	.267	0	0	.000	1	6	.167	2	14	16	1.1	10	0	3	4	2	2	9	0.6
2024-25	3	0	11	3.6	1	1	1.000	0	0	.000	0	0	.000	0	1	1	0.3	3	0	0	2	0	0	2	0.7
TOTAL	17	0	93	5.5	5	16	.313	0	0	.000	1	6	.167	2	14	17	1.0	13	0	3	6	2	2	11	0.6

STUDENT-ATHLETE PROFILES



ERICA MOON **#3**

r-So. • 5'6"
Guard
Atlanta, Ga.
Texas A&M/St. Francis

season...According to MaxPreps, ranked top-10 in the state of Georgia in steals.

MAJOR: Literature, Media & Communications

BIO

AT TEXAS A&M (2023-25): Spent two seasons at Texas A&M...Redshirted her true freshman season (2023-24) due to injury...Played in 29 games as a redshirt-freshman (2024-25), earning the start in seven of the final eight games...Chipped in a season-best six points against Tennessee (1/2/25), hitting two field goals and a pair of free throws...Recorded three steals against Georgia (1/16/25) and played a career-high 24 minutes against Arkansas (3/2/25).

PREP: Four-star recruit out of St. Francis High School...Ranked as high as No. 76 player in the country by espnW HoopGurlz...Helped lead team to a 25-4 record and a 12-0 region record during the 2021-22 season...Earned All-State second-team honors in 2022...Team made a run to the third round of state playoffs her junior



CAREER STATS (AT TEXAS A&M)

	Total							3-Point			F-Throw			Rebounds													
Year	GP	GS	Min	Avg	FG	FGA	Pct	FG	FGA	Pct	FT	FTA	Pct	Off	Def	Tot	Avg	PF	FO	Ast	TO	Blk	Stl	Pts	Avg		
2024-15	29	7	477	16.5	14	60	.233	4	33	.121	12	18	.667	6	32	38	1.3	44	0	67	51	2	22	44	1.5		
TOTAL	29	7	477	16.5	14	60	.233	4	33	.121	12	18	.667	6	32	38	1.3	44	0	67	51	2	22	44	1.5		

STUDENT-ATHLETE PROFILES



DEBORAH MUKEBA #13

So. • 6’5”
Center
Fleurus, Belgium
Boston College/Winston-Salem Christian School

BIO

AT BOSTON COLLEGE (2024-25): Played in three games before suffering a season-ending injury...Averaged 3.9 minutes per game.

PREP: Brings extensive international playing experience to The Flats, having been a member of the U16, U17 and U18 Belgium National Teams..At the U18 European Championships, averaged 9.0 rebounds, 3.0 points and 1.1 assists, highlighted by a 19-rebound performance against the Czech Republic...Overseas, she played for the Cep Fleurus Club from 2012-18 and the Spirou Club from 2019-21, averaging 10.0 rebounds, 8.0 points and 2.0 blocks with her club teams.

MAJOR: Psychology



CAREER STATS (AT BOSTON COLLEGE)

Year	GP	GS	Min	Avg	Total			3-Point			FT	F-Throw		Off	Def	Rebounds		PF	FO	Ast	TO	Blk	Stl	Pts	Avg
					FG	FGA	Pct	FG	FGA	Pct		FTA	Pct			Tot	Avg								
2024-25	3	0	12	3.9	2	4	.500	0	0	.000	1	5	.200	4	2	6	2.0	0	0	0	1	0	0	5	1.7
TOTAL	3	0	12	3.9	2	4	.500	0	0	.000	1	5	.200	4	2	6	2.0	0	0	0	1	0	0	5	1.7

PLAYERS & STAFF

STUDENT-ATHLETE PROFILES



TALAYAH WALKER **#21**

So. • 5'10"
Guard
Odenton, Md.
Penn State/Our Lady of Good Counsel

game... Averaged 19 points and 6.1 rebounds per game her senior season... Paced the team in points, rebounds and blocks per game during the 2023-24 season... Played club basketball for Philly Rise for three years... Led team to the Nike National Championship in back-to-back seasons and clinched the Boo Williams Championship... 2022 first team EYBL... 2022 Boo Williams Invitational MVP.

MAJOR: Business Administration

BIO

AT PENN STATE (2024-25): Played her freshman season at Penn State, appearing in 29 games and earning the start in two... Averaged 5.6 points and 3.3 rebounds per game... Converted 44.6 percent of field goal attempts... Registered eight double-figure scoring outings, producing a season-best 18 points twice – against Monmouth and at Southern California... Nearly missed a double-double against UCLA, finishing with 17 points and a season-best nine rebounds... Played a season-high 31 minutes on three occasions... Hit seven field goals to finish with 18 points, helping Penn State to a 100-55 win over Monmouth.

PREP: Attended Our Lady of Good Counsel... Two-time WCAC first team selection... Over final three seasons, averaged 17.8 points and 4.1 rebounds per



CAREER STATS (AT PENN STATE)

Year	GP	GS	Min	Avg	Total			3-Point			F-Throw			Off	Def	Rebounds		PF	FO	Ast	TO	Blk	Stl	Pts	Avg
					FG	FGA	Pct	FG	FGA	Pct	FT	FTA	Pct			Tot	Avg								
2024-25	29	2	448	15.4	58	130	.446	4	16	.250	42	54	.778	33	63	96	3.3	35	0	24	36	8	25	162	5.6
TOTAL	29	2	448	15.4	58	130	.446	4	16	.250	42	54	.778	33	63	96	3.3	35	0	24	36	8	25	162	5.6

STUDENT-ATHLETE PROFILES - FRESHMEN



MCKAYLA TAYLOR #1

Fr. • 6'1"
Center
Atlanta, Ga.
Langston Hughes

second team by the Atlanta Journal Constitution in 2024 and two-time Atlanta Public Schools MVP (2019 and 2020)...Helped Langston Hughes reach the 2023 GHSA 6A Final Four after averaging 10.0 points and 10.7 rebounds per game her sophomore season...Following the run, she picked up Peach State Prep 6A preseason first team honors entering the 2023-24 season...A two-time team MVP at her high school and led Langston Hughes in double-doubles and rebounding her junior and senior seasons.

MAJOR: Business Administration

BIO

PREP: A 2024 GHSA 6A region 5 player of the year, she averaged 11.5 points and 11.8 rebounds per game in her three seasons at Langston Hughes High School...She was the No. 4-ranked center in the state of Georgia by Sandy's Spiel and was tabbed a 2023-24 6A all-state honorable mention by the organization...Tabbed 6A all-state



LEYRE URDIAIN #4

Fr. • 5'11"
Guard
Zaragoza, Spain
Sansueña

averaging 8.1 points and 4.9 rebounds per game...Opened the tournament dropping double-figure scoring totals in the first three games of group play against Argentina, Finland and Japan...Closed the tournament scoring a tournament-best 14 points, shooting 66.7 percent from the field, against France...Also helped her home country to a runner-up finish at the 2023 FIBA U16 Women's European Championship where she averaged 8.7 points and 3.4 rebounds per game, taking the floor in seven contests...In the championship game, chipped in six points, three rebounds, three assists and a block in the 67-63 loss to France...Over the course of the tournament, posted three games with double-figure outings, scoring 14 points against Israel in the round of 16, helping France to a dominating 95-47 victory...Also added 13 points against Greece in the group phase and 11 points against Hungary in the quarterfinals.

MAJOR: Biomedical Engineering

BIO

PREP: Boasts several years of international playing experience, having been a member of numerous successful Spanish National Teams...In 2024, helped her national team to a bronze medal finish at the FIBA U17 Women's Basketball World Cup...Selected as a team captain, she played in seven games during the prestigious tournament,

HEAD COACH KAREN BLAIR



KAREN BLAIR

HEAD COACH

SMU, 1999

1ST SEASON AT GEORGIA TECH

Karen Blair, who helped lead Maryland to three Big Ten championships in her seven seasons with the Terrapins, was named the seventh head coach in Georgia Tech women's basketball history on April 6, 2025.

Blair served as associate head coach at Maryland for the last five seasons, following two seasons as an assistant coach and recruiting coordinator for the Terrapins. In her seven seasons at Maryland, the Terps not only claimed three Big Ten titles (regular season in 2018-19 and regular season plus tournament in 2019-20 and 2020-21), but she also helped lead them to NCAA Tournament berths every season the tournament was held (it was canceled in 2020 due to Covid-19). Maryland won at least one game in 5-of-6 NCAA Tournaments with Blair on the bench, advanced to the Sweet 16 in 2021, 2022 and 2025 and earned a spot in the Elite Eight in 2023. When the tournament was canceled in 2020, the Terrapins finished the season with a No. 4 national ranking.

In all, Maryland compiled a 178-50 (.781) overall record and a 98-27 (.784) Big Ten mark in Blair's seven seasons on the staff. The Terrapins won at least 23 games in six of her seven seasons.

Known as one of the nation's top recruiters, Blair helped Maryland land four top-20 recruiting classes, including the No. 3-ranked class in 2019, No. 9 in 2021 and No. 11 in 2023.

She was named the NCAA Division I Assistant Coach of the Year by the Women's Basketball Coaches Association in 2020 and one of the Most Impactful Assistant Coaches in Women's Basketball by Silver Waves Media in 2022.

Prior to her seven successful seasons at Maryland, Blair served as associate head coach at VCU for three seasons (2015-18). At VCU, Blair helped lead the Rams to 23 wins (the third-most in school history at the time) and a WNIT berth in 2015-16 and helped them land a top-30 recruiting class.

Her coaching experience also includes stints as an assistant coach at North Texas (2013-15), Texas-Arlington (2011-13), Colgate (2009-11) and her alma mater, SMU (1999-09). Her experience also includes serving as recruiting coordinator during her two seasons at Colgate and interim head coach for the final eight games of the 2013 season at UTA. During her 10 years on the staff at SMU, she helped lead the Mustangs to a pair of Conference USA regular-season championships, two NCAA Tournaments and two WNITs. SMU advanced to the second round of the NCAA Tournament in 2000.

"I'm so grateful and excited to be the women's basketball head coach at Georgia Tech," Blair said. "Tech is a special place, on and off the court. The Institute has a long tradition of women's basketball success, with a great foundation in place, thanks to the leadership of Coach Nell Fortner. I want to continue to build on that momentum and success to take the program to even greater heights. I am humbled to be entrusted with the privilege of leading this program into the next era of collegiate athletics, and I'm very thankful to [Georgia Tech] President [Ángel] Cabrera and J Batt for the opportunity. I can't wait to get to work with our student-athletes and staff to reach our goals of achieving on the court, in the classroom and making Yellow Jacket fans proud."

One of the most decorated players in SMU women's basketball history, Blair was a three-year starting point guard as a member of the Mustangs (1995-99). She led SMU to three NCAA Tournament berths (1996, 1998 and 1999), was a two-year team captain and earned second-team all-Western Athletic Conference honors in 1998.

A Richland, Mich. native, Blair graduated cum laude with a bachelor's degree in business administration from SMU in 1999.



HEAD COACH KAREN BLAIR

They Said It...

"What an exciting day for Georgia Tech women's basketball! It's only been a matter of time for Karen to become a head coach. She's been terrific here at Maryland and has been someone I've really relied on and trusted. I know she will do a tremendous job as she moves on. We're all really happy for her. We'll miss her, but we're also going to be rooting for her to continue Georgia Tech's tradition of success."

Brenda Frese, head coach, Maryland

"I would like to congratulate Karen Blair on being named the head women's basketball coach at Georgia Tech. She had a huge impact as a coach and player at SMU. I think the world of her. Karen is a tireless worker who understands high academic standards. I could not be happier for her and I wish her the best."

Rhonda Rompola, former head coach, SMU

"Karen Blair is a tireless worker and strong recruiter. She has been a key component in helping Maryland achieve incredible success. Georgia Tech is in great hands. I'm so excited to watch Karen lead her own program."

Jan Jensen, head coach, Iowa

"Karen Blair is an excellent hire. She is a proven winner, exceptional recruiter and dynamic coach. Georgia Tech is getting a wonderful person to lead them into the next chapter and I am so thrilled for her."

Megan Kahn, vice president of women's basketball, Big Ten Conference

THE BLAIR FILE

PERSONAL

Education SMU, 1999 (Business Administration)

COACHING EXPERIENCE

1999-09	Assistant Coach, SMU
2009-11	Assistant Coach/Recruiting Coordinator, Colgate
2011-13	Assistant Coach, Texas-Arlington
2013-15	Assistant Coach, North Texas
2015-18	Associate Head Coach, VCU
2018-20	Assistant Coach/Recruiting Coordinator, Maryland
2020-25	Associate Head Coach, Maryland
2025-Present	Head Coach, Georgia Tech

COLLEGE COACHING RECORD

SEASON	SCHOOL	RECORD	ACC FINISH	POSTSEASON
1999-2000	SMU	22-9	--	NCAA Second Round
2000-01	SMU	17-12	--	N/A
2001-02	SMU	12-18	--	N/A
2002-03	SMU	16-15	--	N/A
2003-04	SMU	13-15	--	N/A
2004-05	SMU	19-11	--	WNIT First Round
2005-06	SMU	18-14	--	N/A
2006-07	SMU	20-12	--	N/A
2007-08	SMU	26-9	--	NCAA First Round
2008-09	SMU	21-12	--	WNIT First Round
2009-10	Colgate	10-19	--	N/A
2010-11	Colgate	7-22	--	N/A
2011-12	Texas-Arlington	6-22	--	N/A
2012-13	Texas-Arlington	7-23	--	N/A
2013-14	North Texas	12-18	--	N/A
2014-15	North Texas	5-24	--	N/A
2015-16	VCU	23-10	--	WNIT First Round
2016-17	VCU	16-15	--	N/A
2017-18	VCU	7-22	--	N/A
2018-19	Maryland	29-5	--	NCAA Second Round
2019-20	Maryland	28-4	--	Postseason Canceled
2020-21	Maryland	26-3	--	NCAA Sweet 16
2021-22	Maryland	23-9	--	NCAA Sweet 16
2022-23	Maryland	28-7	--	NCAA Elite 8
2023-24	Maryland	19-14	--	NCAA First Round
2024-25	Maryland	25-8	--	NCAA Sweet 16

2025-26 Georgia Tech

Bold = Head Coach

HEAD COACH (1 SEASON)	0-0 (.000)
ASSISTANT COACH (26 SEASONS)	455-352 (.564)
26 OVERALL SEASONS	455-352 (.564)
SMU (10 seasons)	184-127 (.592)
Colgate (2 seasons)	17-41 (.293)
Texas-Arlington (2 seasons)	13-45 (.224)
North Texas (2 seasons)	17-42 (.288)
VCU (3 seasons)	46-47 (.495)
Maryland (7 seasons)	178-50 (.781)
Georgia Tech (1 season)	0-0 (.000)

ASSISTANT COACHES & STAFF



MARSHA FRESE

ASSISTANT COACH

RICE, 1995
1ST SEASON AT GEORGIA TECH

A 20-year coaching veteran, Marsha Frese joined the Georgia Tech women's basketball program as assistant coach in April 2025. She begins her first season with the Yellow Jackets in 2025-26.

Frese comes to The Flats after three seasons at Loyola University Chicago where she was instrumental in the program's turnaround. In just her second season with Loyola, the Ramblers improved its win total by nine games, jumped seven spots in the conference standings and signed its first-ever Top 75 national recruit. Frese also served as the recruiting coordinator and academic liaison at Loyola, helping the program achieve a program best GPA of 3.59 in spring 2024.

Prior to Loyola University Chicago, Frese spent the 2020-21 season at San Diego State University after serving as the head coach for five seasons at the University of Missouri – Kansas City. While leading the Roos, Frese signed or coached five of the top 10 all-time scorers or rebounders in program history and guided the program through its transition to the Western Athletic Conference. The Roos also excelled in the classroom, leading Division I in team GPA for two consecutive years and earning WBCA Top 25 Honor Roll honors four times.

Frese also held coaching stops at Illinois and Northern Illinois and got her coaching career started working alongside her sister, current Maryland head coach Brenda Frese, at Ball State, Minnesota and Maryland. Together, the two laid the foundation at Maryland for multiple NCAA Tournament runs and Maryland's eventual 2006 National Championship.

Named the state of Iowa's high school player of the year in 1990, Frese enjoyed a standout playing career at Rice University, where she still ranks third all-time in career field goal percentage (.402) and owns the number two mark on the single-season three-point field goal percentage record board (.472). Frese earned her bachelor's degree in communications from Rice.

Frese and her husband, Jason, are proud parents to two children, Kylan and Camden.



CHRIS MEADOWS, SR.

ASSISTANT COACH

ST. BONAVENTURE, 1993
1ST SEASON AT GEORGIA TECH

Bringing over 30 years of coaching experience at every level to The Flats, Chris Meadows, Sr. was named an assistant coach for Georgia Tech women's basketball in April 2025. He begins his first season with the Yellow Jackets in 2025-26.

A distinguished figure in women's basketball, Meadows has coached over 1,000 Division I student-athletes and 12 McDonald's All-Americans, many of whom have gone on to play professionally in the NBA and WNBA. He was recognized as one of the 50 most impactful assistant coaches in the country by Silver Waves Media in back-to-back years. He also served as a WBCA on court presenter at the Final Four two-straight seasons, solidifying his reputation as a top-tier coach.

No stranger to the Atlantic Coast Conference, Meadows comes to Tech after serving as assistant coach at Boston College for the past three seasons (2022-25). In his first season at BC, Meadows helped lead the team to their first top-10 win since 2010, defeating No. 9/10 NC State on the road in 2023. While with the Eagles, Meadows helped mentor standout athletes Taina Mair and T'Yana Todd. His first season saw Mair earn a spot on the ACC all-freshman team after setting a single-season freshman BC record for assists (217), while leading the league in the same statistical category. A notable name in the ACC, Todd showed continued improvement under the tutelage of Meadows, ranking top 100 nationally in three-point field goal percentage and increasing her scoring average to 11.8 points per game.

Meadows has coached at every level of the game, including collegiate, high school and AAU circuits. He is also a well-regarded figure in travel basketball, having won multiple national showcases in both the boys' and girls' circuits. In addition, he was a program director for FBC Carolinas from 2018-21 and the director of ASGR Carolina Elite from 2017-19. In 2009, Meadows founded Momentum Skills Academy, where he worked until 2020 while he was the head varsity girl's coach at Rocky River High School (2016-17) and was the head coach for Central Cabarrus High School from 2009-11.

In addition to his coaching achievements, Meadows recently co-authored the book *I AM D-1: How to Conquer the World of Travel Basketball*, which reflects his commitment to empowering, informing and encouraging players and families working towards earning a Division I scholarship.

Meadows is a graduate of St. Bonaventure University, where he played for the Bonnies from 1990-92. He earned both his bachelor's and master's degrees in elementary and special education from the institution. He and his wife, Glinda, have two children, Chris, Jr. and Courtney. Chris, Jr. is a graduate of NCAT and Courtney was a women's basketball letterwinner and graduate of High Point University.

ASSISTANT COACHES & STAFF



BEN KANTOR

ASSISTANT COACH

ILLINOIS, 2006
1ST SEASON AT GEORGIA TECH

After helping lead UConn to the 2025 National Championship, Ben Kantor joined the Georgia Tech women's basketball staff as an assistant coach in May 2025. In two seasons as a member of UConn's coaching staff, Kantor helped the Huskies to two Final Fours, four conference titles and a national championship.

Kantor arrived in Storrs as a video coordinator for UConn in 2015 and was elevated to assistant coach ahead of the 2023-24 season. He helped guide UConn to 70 wins over the last two years as the Huskies went 37-3 last season and 33-6 in 2023-24. In Kantor's two coaching seasons, UConn went 36-0 in Big East play, capturing regular season and tournament titles both years.

Over the course of his 10 seasons at UConn, the Huskies won two national titles, 18 conference titles and advanced to eight NCAA Final Fours. Kantor also previously served as a temporary assistant coach for UConn during the Covid-19 impacted 2020-21 season.

Additional coaching stops for Kantor include Houston Baptist (2011-12) and Colgate (2010-11). He served as the video coordinator for Memphis women's basketball (2012-15) and also held the same position at SMU from 2007-10.

Kantor was a practice player for the Illinois women's basketball team for three seasons and graduated from the university in 2006 with a degree in finance. Kantor is married to Catherine Awwad-Kantor, and they have a daughter, Emilia.



MORGAN WILLIAMS

ASSISTANT COACH

GEORGETOWN, 2012
1ST SEASON AT GEORGIA TECH

Morgan Williams joined the Georgia Tech women's basketball staff as an assistant coach on May 1, 2025. She carries a diverse range of experience at all levels of women's basketball to The Flats.

Williams arrives on The Flats after serving in the same role at Radford the past two seasons. While with the Highlanders, Williams helped lead the program to consecutive winning seasons in the Big South Conference and a runner-up finish in the 2024 Big South Championship. In 2024-25, Radford reached the semifinals of the Big South Championship after logging 10 conference wins in the regular season to earn the No. 3 seed in the tournament. Four Highlanders earned conference recognition, highlighted by first-team selection, Joi Williams.

Prior to Radford, Williams spent six years at VCU (2015-22), including three as an assistant coach. During her time at VCU, Williams helped lead the Rams to its first-ever Atlantic 10 Conference Championship and regular season title in 2021, resulting in the program's first automatic bid to the NCAA Tournament, and second overall in program history. Williams joined the VCU staff as an executive assistant, assisting in recruiting and day-to-day administrative tasks, before being promoted to assistant coach in 2019.

A four-year letterwinner at Georgetown (2008-12) having appeared in 98 career

games, Williams helped lead the Hoyas to three NCAA Tournament appearances and a WNIT berth. The Hoyas advanced to at least the second round of each NCAA Tournament run. Williams holds a bachelor's degree in sociology from Georgetown and a master's of business from VCU. A native of Dickinson, Texas, Williams was inducted into the 2017 Hall of Honor.



CALEB CURRIER

ASSISTANT COACH/DIRECTOR OF RECRUITING

TENNESSEE, 2019
4TH SEASON AT GEORGIA TECH, 3RD AS ASSISTANT COACH

Caleb Currier joined the Georgia Tech women's basketball staff as director of recruiting operations in May 2022. He was elevated to assistant coach in August 2023.

A native of Onida, South Dakota, Currier worked with the University of Tennessee women's basketball program as a graduate assistant from 2019-2021. In his role, Currier developed, implemented and maintained recruiting strategies and databases to support the coaching staff in all recruiting operations. He also assisted with the organization of summer and on-campus recruiting operations. In addition to his recruiting efforts, he assisted in daily operations of the program including student managers oversight, alumni relations, equipment manager liaison and community outreach.

Currier joins the Yellow Jackets from the University of North Carolina where he served as a ticket office operations assistant since September 2021. While at UNC, he oversaw gameday ticket operations for women's lacrosse, women's soccer, women's basketball and baseball. Additionally, Currier assisted with men's basketball and Olympic sports, while providing daily customer service to donors, season ticket holders, fans and students.

A 2019 graduate at the University of Tennessee, Currier earned a bachelor of science in recreation and sport management with minors in business administration and communication studies. He continued his studies at Tennessee, earning a master of science in recreation and sport management in 2021. During his undergraduate education, Currier served as a student manager from 2016-19.

ASSISTANT COACHES & STAFF



LIBERTY CRAYTON DEL ROSARIO

DIRECTOR OF BASKETBALL OPERATIONS
NOTRE DAME COLLEGE, 2002
1ST SEASON AT GEORGIA TECH

Liberty Crayton Del Rosario joined the Georgia Tech women's basketball staff as director of basketball operations in May of 2025. Over the course of her professional career, Del Rosario has helped teams to four NCAA Division I Championship appearances plus the WNIT, NAIA and Division II tournaments.

Del Rosario, who has seen success at every level of collegiate basketball, spent the last three seasons at Stetson University as an assistant coach where she helped lead the Hatters to a 2024 WNIT appearance after finishing second in the Atlantic Sun Conference. Last season at Stetson, the Hatters recorded 10 ASUN victories, helped by Newcomer of the Year selection, Cameron Thomas.

Prior to Stetson, Del Rosario served as an associate head coach at Barry University for the 2021-22 season, where the Bucs made a semifinal run in the Sunshine State Conference Tournament. As part of her responsibilities in Miami Shores, Del Rosario also oversaw all aspects of recruiting as the coordinator.

Del Rosario spent the 2020-21 season at East Tennessee State where she helped mentor Southern Conference all-rookie team selections, Jakhya Davis and Carlyse Hooks. She arrived at ETSU after serving in the Peach State as interim basketball coach at Agnes Scott during the 2019-20 season. Prior to Agnes Scott, Del Rosario was at Virginia Union University, where she was named the 2019 WBCA Division II Assistant Coach of the Year after helping the Panthers to the CIAA regular season and tournament titles, before making a deep run in the NCAA Tournament.

During her 20-plus year coaching career, Del Rosario has assisted in the player development of five league player of the year award winners across seven different conferences in which she has coached. Additional coaching stops in her career include Niagara University (2015-18), Winthrop (2012-15), Eastern Michigan (2011-12), Morgan State (2010-11), Cleveland State (2006-10) and Notre Dame College (2002-06). In addition to serving in coaching roles, Del Rosario has also worked in recruiting operations and basketball operations.

A native of Cleveland, Ohio, Del Rosario was a two-year letterwinner at Notre Dame College in South Euclid, Ohio. She earned her bachelor's of arts degree in psychology from Notre Dame College in 2002 and a master's of education in sports management in 2005 from Cleveland State University.




NICK MANCUSI

DIRECTOR OF CREATIVE
AND DIGITAL STRATEGY
SIENA COLLEGE, 2023
1ST SEASON AT GEORGIA TECH

Nick Mancusi joined the Georgia Tech women's basketball staff as the director of creative and digital strategy in August 2025.

Mancusi arrived on The Flats after serving as the creative content graduate assistant at Fairfield University athletics from August 2023-June 2025. At Fairfield, he led the creative media strategy for multiple Division I teams across all social media platforms, while managing the day-to-day content operations of the creative staff including student workers and interns. Mancusi was responsible for producing high-quality content through videography, photography and graphic design for multiple outlets like recruiting visits, highlights and team content.

Mancusi earned a bachelor of arts in communications with a concentration in marketing and a minor in multimedia design from Siena College in 2023. In May 2025, Mancusi graduated from Fairfield University with a master's of science in marketing analytics and strategy.



MCINTYRE WEBB


DIRECTOR OF VIDEO AND ANALYTICS
MICHIGAN STATE, 2014
1ST SEASON AT GEORGIA TECH

McIntyre Webb brings over 10 years of video production experience to The Flats, most recently serving as the team and recruitment analyst for Indiana women's basketball since 2019. In the role, Webb oversaw game film and scouting for the Hoosiers, culminating in five NCAA Tournament appearances and six 20-wins seasons during his tenure. The 2023 Big Ten Champions, Indiana also made deep postseason runs with Webb on staff, recording the program's first-ever Elite Eight appearance in 2021 and two Sweet 16 trips (2022 and 2024).

Prior to his six years at Indiana, Webb served as video coordinator for three seasons (2016-19) with Northern Kentucky men's basketball, logging all NKU and opponent games. In three seasons, the Norse captured four Horizon League championships, including the 2018 regular season championship, 2017 tournament title, and both regular season and tournament crowns in 2019.

Webb also served as a graduate manager at Western Michigan for the men's basketball program for the 2014-16 seasons, overseeing all video coordination and video analysis of the program.

An alum of Michigan State, where he served as a women's basketball student manager for three seasons, Webb graduated with a bachelor's degree in general management from the university in 2014. He earned his master's in sport management from Western Michigan in 2016.



RACHEL JONES

DIRECTOR OF STRENGTH AND CONDITIONING
DELAWARE, 2012
1ST SEASON AT GEORGIA TECH

Rachel Jones joined the Georgia Tech women's basketball staff as the director of strength and conditioning in June 2025. Jones, who helped lead University of Albany to four-straight 20-plus win seasons, has served in the industry for over a decade.

Jones joined the University of Albany's strength and conditioning staff in 2018, overseeing women's basketball, softball and cross country before she was quickly elevated to associate head strength and conditioning coach. Jones also assisted with football and served as the department's internship coordinator. During her tenure in Albany, women's basketball won two America East regular season championships (2023, 2025) and captured the 2022 America East Tournament Championship.

Prior to UAlbany, Jones was an assistant strength and conditioning coach at Rensselaer Polytechnic Institute from 2014-18. At RPI, she was the head strength coach for women's ice hockey, softball, baseball, women's soccer and tennis. She also assisted with the football program and weightlifting club.

Jones arrived at RPI after a stint at Binghamton University as an assistant strength and conditioning coach overseeing women's tennis, while assisting with women's basketball, softball, men's and women's lacrosse and track and field. Jones' additional stops include Delta State University and the University of Delaware.

Jones is a Collegiate Strength and Conditioning Specialist (CSCS) through the National Strength and Conditioning Association (NSCA), a Strength and Conditioning Coach Certified (SCCC) through the Collegiate Strength and Conditioning Coaches Association (CSCCA) and an Advanced Sports Performance Coach through USA Weightlifting.

Jones was a softball letterwinner at the University of Delaware where she earned her bachelor's degree in exercise science physiology in 2012. She also holds a master's degree in exercise science from SUNY Cortland.

ASSISTANT COACHES & STAFF



RACHEL STEWART

ATHLETIC TRAINER

NORTH CAROLINA CENTRAL, 2013
9TH SEASON AT GEORGIA TECH

Rachel Stewart joined the Georgia Tech Athletic Association staff in June 2017 as the athletic trainer for women's basketball. She also works with the cheerleading team.

Stewart, who served as a graduate assistant athletic trainer at Tech for two years, returned to The Flats after a two year stint at Indiana University Purdue University Indianapolis (IUPUI). As an assistant athletic trainer at IUPUI from 2015-17, she was the primary medical provider for women's basketball and men's and women's golf.

Prior to her time at IUPUI, Stewart was on The Flats as a graduate assistant from 2013-15, directly overseeing softball in addition to assisting with daily treatments of all 16 teams. Stewart got her start in athletic training as a student athletic trainer at North Carolina Central University from 2011-13.

Stewart received her bachelor of science in athletic training from North Carolina Central in May 2013 and her masters of science in sports medicine from Georgia State in May 2015. Stewart is a member of the National Athletic Trainers Association and is licensed by the state of Georgia as an athletic trainer.

ADMINISTRATION



RYAN ALPERT
DIRECTOR OF ATHLETICS
SOUTH CAROLINA

Georgia Tech named Ryan Alpert, a seasoned collegiate athletics executive and one of the nation's most respected leaders in revenue generation and athletic operations, as vice president and director of athletics in July 2025. Alpert came to The Flats after serving as senior deputy athletics director and chief revenue officer at the University of Tennessee.

Alpert brings to Georgia Tech nearly two decades of leadership experience across the Southeastern Conference and beyond, with a track record of success in fundraising, capital project management, external affairs, and strategic planning.

At Tennessee, Alpert played a central role in the Volunteers' rise to national prominence across multiple sports. He helped lead the department to its highest-ever finish in the Learfield Directors' Cup and to three consecutive SEC All-Sports Championships. As a senior executive, he oversaw business and finance, development, marketing, ticketing, capital projects, sponsorships, and more — collectively helping Tennessee Athletics increase its annual revenue by over \$100 million since 2022. In fiscal year 2024 alone, the department generated a record \$228 million in operating revenue and raised nearly \$140 million through the Tennessee Fund.

Alpert also served as the lead on the Neyland Entertainment District, a transformative public-private partnership that is revitalizing Knoxville's riverfront and enhancing the game day experience around Neyland Stadium.

Alpert's previous leadership roles include deputy athletic director at the University of Missouri and Florida Atlantic University, where he helped engineer record-setting fundraising results and led strategic initiatives across external operations. He also served in development and leadership positions at the University of Memphis, where he played a key role in securing some of the largest gifts in the school's athletics history.

Originally from Columbia, South Carolina, Alpert holds a bachelor's degree from the University of South Carolina and a master's degree from the University of Memphis. He and his wife, Rebecca, have two daughters, Mary Margaret and Annie.



JOELEEN AKIN
**SENIOR ASSOCIATE AD/
STUDENT-ATHLETE DEVELOPMENT/SWA**
KANSAS STATE, 1991

Joeleen Akin, a former Georgia Tech athletics staff member with more than 20 years of experience in college athletics, returned to Georgia Tech as associate athletics director for student-athlete development and senior woman administrator in July 2016.

Akin is a member of the Georgia Tech Athletic Association's executive leadership team, serves as the administrator for the Yellow Jackets' women's basketball, volleyball, men's and women's swimming and diving, golf and softball programs and oversees Tech's renowned Total Person Program.

In her first year back on The Flats, she helped enhance Georgia Tech's student-athlete development initiatives through the implementation of several new programs, including the first-ever Jackets Without Borders service trip to Costa Rica in August 2017. She has also spearheaded the student-athlete two day orientation program which is the leadership academy and Jump Start Jackets that are offered to Tech student-athletes.

Akin rejoined the Georgia Tech athletics administration after 13 years at nearby Agnes Scott College. She served as Agnes Scott's athletics director and physical education chair for 12 years (2003-15) before being promoted to associate dean for athletics and student activities in February 2015.

Prior to her 13-year tenure at Agnes Scott, she spent seven years at Georgia Tech as director of women's basketball operations (1996-98), marketing/operations manager (1998-99) and director of marketing (1999-2003).

During her 12 years as athletics director at Agnes Scott, an NCAA Division III institution in Decatur, Ga., Akin oversaw a program that produced eight NCAA Tournament teams and a coaching staff that earned 12 different coach-of-the-year recognitions. Under her direction, Agnes Scott student-athletes maintained a 3.0 cumulative grade point average and participated extensively in on- and off-campus service projects.

Akin's tenure at Agnes Scott was marked by innovation and vision. She created and implemented numerous student-athlete development and engagement initiatives at ASC, including a new student-athlete orientation program, Safe Zone training for student-athletes, coaches and staff and coordination of campus-wide academic resources for student-athletes.

Administratively, she developed a unique revenue-generation model that resulted in a 200-percent increase in the school's athletics budget and partnered with a national franchise Snap Fitness to bring a state-of-the-art fitness facility to campus at no cost to the college. She also coordinated with the school's communications department to create the now-trademarked tagline "Smart Women Sweat" to promote the Scotties' athletics programs.

In addition to her duties as athletics director and physical education chair, Akin was Agnes Scott's women's basketball coach from 2003-07 and was named the Great South Athletic Conference Coach of the Year in 2006. She also served as commissioner of the Great South Athletic Conference from 2011-16 and was a member of the NCAA Division III women's basketball committee and NCAA volleyball regional advisory committee from 2014-16.

Prior to her arrival at Georgia Tech in 1996, Akin also served as a sports marketing assistant at Auburn and NC State and as a member of the women's basketball staffs at UNC Wilmington and Kansas State.

A Kansas native, Akin earned bachelor's (1991) and master's (1993) degrees from Kansas State.

She and her husband, Charles, have two children: Bobbie and Ryan.

ADMINISTRATION



ÁNGEL CABRERA

INSTITUTE PRESIDENT

B.S./M.S., UNIVERSIDAD
POLITÉCNICA DE MADRID
M.S./PH.D., GEORGIA TECH

Ángel Cabrera is the 12th president of the Georgia Institute of Technology, one of America's leading research universities, more than 53,000 students and conducting more than \$1.4 billion in annual sponsored research.

Since Cabrera's arrival in the fall of 2019, enrollment reached an all-time high, application numbers set Institute and state records, and the undergraduate program became the third most-selective among public universities. Offering best-in-class graduation rates and career outcomes, coupled with lower tuition and fees than most other leading research universities, Georgia Tech is consistently recognized for offering one of the best returns on investment for students.

Georgia Tech's research enterprise has also experienced considerable growth since 2019. With more than \$1.4 billion in annual research expenditures, the Institute ranks among the top 20 most research-intensive universities in the nation and is No. 1 among institutions without a medical school.

Georgia Tech's unprecedented growth stems from a 10-year strategic plan that was developed under Cabrera's leadership with the participation of more than 5,700 members of the Institute community and adopted in November 2020. In the plan, titled "Progress and Service for All," Georgia Tech pledges to amplify its impact and lead by example in a mission to develop leaders who advance technology and improve the human condition.

During Cabrera's presidency, Georgia Tech has continued to build on two decades of progress in transforming the neighborhoods surrounding its campus into thriving hubs of innovation and entrepreneurship. In 2026, the third and final phase of Tech Square will be completed with the opening of the George and Scheller Towers, and Science Square Labs was completed in 2024 — the first phase of a new district on Atlanta's westside dedicated to medical technology research and innovation.

Cabrera came to Georgia Tech after serving for seven years as president of George Mason University (GMU) in Virginia. During his presidency, GMU joined the top tier of research universities in the Carnegie Classification, became the largest and fastest-growing institution in the state, launched numerous academic and research programs, and established a campus in South Korea. Before GMU, Cabrera was president of the Thunderbird School of Global Management, now part of Arizona State University, and dean of IE Business School in Madrid.

Cabrera has been named a "Young Global Leader" by the World Economic Forum, a "Star of Europe" by Bloomberg Businessweek, a "Henry Crown Fellow" by the Aspen Institute, and a "Great Immigrant" by the Carnegie Corporation of New York. He has received honorary degrees from Miami Dade College and Universidad Politécnica de Madrid.

Cabrera serves on the boards of the National Geographic Society, Harvard College Visiting Committee, Atlanta Committee for Progress, Metro Atlanta Chamber, and Bankinter Innovation Foundation in Spain. He has served on the board of the Federal Reserve Bank of Richmond, the advisory boards of Instituto Tecnológico de Monterrey and Georgia Tech (which he chaired), and the boards of three public companies.

Cabrera earned his M.S. and Ph.D. in psychology and cognitive science from Georgia Tech, which he attended as a Fulbright Scholar. He also holds a B.S. and an M.S. in computer and electrical engineering from Universidad Politécnica de Madrid. His academic publications have been cited thousands of times.

He is married to management scholar and Georgia Tech classmate, Elizabeth. Their son, Alex, is a graduate of Georgia Tech and Carnegie Mellon University, and their daughter, Emilia, is a graduate of Harvard University. Cabrera is the first native of Spain to serve as president of an American university.



DR. JENNA JORDAN

FACULTY ATHLETICS REPRESENTATIVE

B.A., MILLS COLLEGE
M.A., STANFORD
PH.D., CHICAGO

President Ángel Cabrera named Jenna Jordan, associate professor and associate chair in the Sam Nunn School of International Affairs, as faculty athletics representative (FAR) to the Georgia Tech Athletic Association (GTAA) in May 2022.

The FAR serves as the liaison between the Institute and the Athletic Association on issues regarding rules compliance activities, new developments at the NCAA, and activities related to Atlantic Coast Conference (ACC) membership. This is a part-time administrative position appointed for a term of three years. Jordan was appointed to a second three-year term as Georgia Tech's FAR in June 2025.

"Professor Jordan is not just an accomplished scholar but an exemplary educator who cares deeply about the growth and well-being of our students," said Cabrera. "She has made a difference these past years as a faculty guide with the Stamps President's Scholars, and I have no doubt she will have a similar impact in supporting the academic experience of our student-athletes and serving as an effective liaison between our faculty and our athletic program."

Jordan has been a Georgia Tech faculty member since 2012. Her research focuses on terrorism and political violence, international security, cybersecurity, wargaming, organizational theory, and statecraft. Her work has been published by Stanford University Press and in International Security, Security Studies, Conflict Management and Peace Science, Journal of Cybersecurity, and International Trends as well as The New York Times, The Atlantic, Chicago Tribune, Foreign Policy, and The Washington Quarterly.

She holds a Ph.D. in political science from the University of Chicago, an M.A. in political science from Stanford University, and a B.A. in international relations from Mills College.

"Serving as faculty athletics representative is a unique opportunity to address the challenges facing student-athletes, and I am excited to be able to help guide their experience at Georgia Tech," she said. "I recognize the importance of building bridges across the Institute, and I hope to create new opportunities to facilitate meaningful student-athlete interaction, continuing the efforts of my FAR predecessors who fiercely advocated for and mentored our student-athletes. And I will continue to foster a culture of mentorship and support among the faculty and our student-athletes."



2024-25 SEASON REVIEW

2024-25 Results	30
Game-by-Game	31
Box Scores	32-40
Cumulative Stats	41

2024-25 SEASON RESULTS

2024-25 Overall Record: 22-11, ACC 9-9															
Home: 14-4 Away: 5-5 Neutral: 3-2															
Yellow Jackets By The Numbers	DATE	OPPONENT	SCORE	ATTEND	HIGH POINTS	HIGH REBOUNDS									
Games leading GT in... Scoring (includes ties): Dunn 16 Carnegie 6 Morgan 6 Augustinaite 2 Smith 2 Termis 1 Thompson 1	11/4/24	Winthrop	W, 85-39	3611	(17) Carnegie	(8) Dunn									
	11/8/24	Georgia State	W, 67-47	1437	(14) Carnegie	(13) Dunn									
	11/14/24	West Georgia	W, 88-53	1147	(15) Carnegie	(9) Blackshear									
	11/17/24	Georgia	W, 83-67	2551	(25) Dunn	(9) Dunn									
	11/23/24	vs. South Dakota State	W, 71-57	425	(21) Morgan	(10) Smith									
	11/25/24	vs. Oregon	W, 74-58	1800	(13) Termis	(12) Dunn									
	12/1/24	Florida A&M	W, 98-56	1468	(19) Dunn	(10) Blackshear									
	12/4/24	Mississippi State	W, 78-75	1514	(23) Dunn	(8) Termis									
	12/8/24	at Mercer	W, 78-42	519	(14) Dunn	(9) Smith, Carnegie									
	12/11/24	Louisiana Monroe	W, 97-37	1075	(17) Augustinaite	(9) Smith									
Rebounding (includes ties): Dunn 11 Smith 9 Blackshear 8 Carnegie 4 Morgan 3 Termis 2 Noguero 1 Wright 1	12/15/24	at North Carolina*	W, 82-76	2381	(23) Morgan	(9) Carnegie									
	12/18/24	Rice	W, 88-57	1212	(23) Augustinaite	(11) Smith									
	12/21/24	Nebraska	W, 72-61	1971	(20) Carnegie	(14) Dunn									
	12/29/24	Pittsburgh*	W, 100-61	2151	(28) Dunn	(7) Dunn									
	1/2/25	Syracuse*	W, 85-68	2076	(28) Carnegie	(12) Smith									
	1/9/25	Virginia Tech*	L, 94-105 (2ot)	1518	(33) Dunn	(10) Dunn									
	1/12/25	at Louisville*	L, 60-69	8917	(18) Dunn	(6) Noguero									
	1/16/25	at Notre Dame*	L, 66-81	7786	(21) Dunn	(6) Termis									
	1/19/25	Clemson*	W, 89-65	6386	(20) Dunn	(12) Morgan									
	1/23/25	at Virginia*	W, 75-62	4022	(29) Carnegie	(10) Blackshear									
Assists (includes ties): Morgan 23 Wright 6 Termis 3 Carnegie 2 Noguero 2 Dunn 1 Smith 1	1/26/25	Duke*	L, 50-55	4301	(16) Smith	(13) Smith									
	2/2/25	at Miami*	W, 77-66	2292	(16) Smith, Dunn	(5) Morgan, Dunn									
	2/6/25	SMU*	W, 70-69	1442	(15) Dunn	(8) Dunn, Smith									
	2/9/25	at Boston College*	W, 71-51	1121	(23) Dunn	(11) Smith									
	2/13/25	at Clemson*	L, 61-68	1452	(18) Dunn	(12) Smith									
	2/16/25	Wake Forest*	W, 73-62	2568	(22) Dunn	(8) Blackshear									
	2/20/25	NC State*	L, 68-63	2858	(17) Morgan	(9) Blackshear									
	2/23/25	Florida State*	L, 70-73	3809	(19) Thompson	(7) Carnegie									
	2/27/25	at California*	L, 65-79	1933	(18) Dunn	(6) Blackshear, Dunn									
	3/2/25	at Stanford*	L, 82-87	4400	(31) Morgan	(7) Blackshear, Wright									
Games in Double Figure Scoring: Dunn 27 Morgan 26 Carnegie 20 Smith 10 Wright 10 Blackshear 8 Augustinaite 4 Termis 4 Noguero 3 Thompson 3	3/6/25	vs. Virginia Tech*	W, 72-57	11203	(19) Morgan	(9) Blackshear, Carnegie, Dunn									
	3/7/25	vs. NC State*	L, 72-73	16416	(21) Morgan, Dunn	(11) Morgan									
	3/21/25	vs. Richmond	L, 49-74	5703	(12) Morgan	(9) Blackshear									
	* - Conference game														
Games with 20+ points: Dunn 9 Carnegie 6 Morgan 5 Augustinaite 1	Georgia Tech's 2024-25 Record														
	Overall	W	L	PCT	ACC	W	L	PCT							
	All Games	22	11	.667	All Games	9	9	.500							
	Home	14	4	.778	Home	5	4	.556							
	Away	5	5	.500	Away	4	5	.444							
	Neutral	3	2	.600	Neutral	-	-	-							
	Last five games:	1-4													
	Last 10 games:	3-7													
	Largest margin of victory:	60 vs. Louisiana Monroe (12/11/24)													
	Largest margin of defeat:	25 vs. Richmond (3/21/25)													
Games with 5+ assists: Morgan 20 Wright 5 Noguero 4 Termis 4 Blackshear 2 Smith 1	Record By Month														
	Month	W-L	(ACC W-L)												
	November	6-0	0-0												
	December	8-0	1-0												
	January	3-4	3-4												
	February	4-4	4-4												
	March	1-3	0-1												
	Record By Day Of Week														
	Day	W-L	(ACC W-L)												
	Sunday	9-4	6-4												
Monday	2-0														
Tuesday	0-0														
Wednesday	3-0														
Thursday	5-5	3-5													
Friday	1-1														
Saturday	2-0														
Games with 3+ steals: Noguero 5 Morgan 4 Dunn 3 Wright 3 Blackshear 2 Smith 2 Noguero 1 Thompson 1	Record When...														
	Leading at halftime	20-2													
	Trailing at halftime	1-9													
	Tied at halftime	1-0													
	In overtime games	0-1													
	Margins of Victory/Defeat														
		1	2	3	4	5	6	7	8	9	10	11-19	20-29	30-39	40+
	Won By	1	1				1					9	3	3	4
	Lost By	1	1		2			1		1		4	1		
	Score By Quarters:														
	1st (Avg.)	2nd (Avg.)	3rd (Avg.)	4th (Avg.)	OT (Avg.)	Total (Avg.)									
Georgia Tech	18.9	18.2	20.0	18.6	14.0	76.1									
Opponents	15.2	14.2	18.3	16.2	25.0	64.6									
Attendance Summary															
	Games	Totals	Average Per Game												
Home	18	43095	2394												
Away	10	4979	3482												
Neutral	5	29844	5969												
Total	33	77918	2361												



2024-25 GAME-BY-GAME RESULTS

Date	Opponent	TOTAL	Pct	3-PTRS	Pct	FT-A	Pct	REBS	PF	A	TO	Blk	Stl	Pts
		FG-A		3FG-A				Tot						
N4	Georgia Tech Winthrop	35-65	.538	9-26	.346	6-7	.857	38	15	25	15	4	12	85
		18-53	.340	0-10	.000	3-5	.600	23	13	5	22	2	5	39
N8	Georgia Tech Georgia State	26-69	.377	8-29	.276	7-12	.583	51	19	16	21	6	11	67
		16-62	.258	3-18	.167	12-16	.750	37	17	6	20	5	8	47
N14	Georgia Tech West Georgia	34-73	.466	7-27	.259	13-16	.813	44	19	22	11	7	11	88
		18-52	.346	4-17	.235	13-20	.650	32	13	7	24	2	6	53
N17	Georgia Tech Georgia	30-71	.423	11-32	.344	12-14	.857	36	10	17	6	1	5	83
		25-60	.417	7-18	.389	10-13	.769	36	16	10	14	1	5	67
N23	Georgia Tech vs. South Dakota State	26-68	.382	9-27	.333	10-16	.625	48	13	3	7	3	5	71
		23-60	.383	4-20	.200	7-9	.778	39	15	11	10	4	5	57
N25	Georgia Tech vs. Oregon	29-73	.397	5-21	.238	11-14	.786	53	15	14	14	2	7	74
		24-59	.407	2-13	.154	8-14	.571	31	16	9	14	1	8	58
D1	Georgia Tech Florida A&M	37-60	.617	15-28	.536	9-12	.750	33	12	28	15	1	10	98
		24-58	.414	3-11	.273	5-6	.833	22	12	11	23	0	6	56
D4	Georgia Tech Mississippi State	30-79	.380	12-38	.316	6-6	1.000	35	11	14	6	2	12	78
		32-59	.542	7-17	.412	4-6	.667	38	11	17	17	3	4	75
D8	Georgia Tech Mercer	31-68	.456	7-21	.333	9-16	.563	46	19	20	10	4	14	78
		14-48	.292	2-9	.222	12-15	.800	29	14	8	20	1	4	42
D11	Georgia Tech Louisiana Monroe	37-75	.493	14-33	.424	9-10	.900	48	8	27	12	1	15	97
		16-62	.258	3-21	.143	2-4	.500	36	12	7	25	1	4	37
D15	Georgia Tech North Carolina	30-58	.517	6-20	.300	16-18	.889	41	20	21	17	3	4	82
		27-60	.450	9-29	.310	13-21	.619	24	19	17	8	3	9	76
D18	Georgia Tech Rice	33-67	.493	13-29	.448	9-17	.529	48	15	22	19	1	8	88
		24-65	.369	4-18	.222	5-9	.556	31	17	14	17	2	7	57
D21	Georgia Tech Nebraska	24-62	.387	6-24	.250	18-21	.857	42	12	11	9	4	6	72
		23-67	.343	6-23	.261	9-10	.900	39	17	14	12	2	4	61
D29	Georgia Tech Pittsburgh	36-71	.507	12-34	.353	16-18	.889	35	14	24	9	4	12	100
		22-56	.393	4-11	.364	13-13	1.000	32	16	12	21	1	8	61
J2	Georgia Tech Syracuse	29-67	.433	7-21	.333	20-23	.870	43	14	17	14	1	13	85
		24-69	.348	6-17	.353	14-16	.875	42	16	15	19	4	6	68
J9	Georgia Tech Virginia Tech	35-74	.473	6-22	.273	18-26	.692	44	19	19	15	2	4	94
		37-79	.468	12-27	.444	19-23	.826	39	18	22	10	6	10	105
J12	Georgia Tech Louisville	24-48	.500	5-12	.417	7-11	.636	24	17	12	16	1	7	60
		29-55	.527	3-17	.176	8-12	.667	31	14	14	15	0	7	69
J16	Georgia Tech Notre Dame	26-69	.377	8-30	.267	6-8	.750	25	11	15	12	1	10	66
		34-62	.548	6-13	.462	7-11	.636	50	10	21	21	2	7	81
J19	Georgia Tech Clemson	35-59	.593	6-12	.500	13-19	.684	34	10	28	10	3	5	89
		27-60	.450	4-14	.286	7-8	.875	24	21	12	12	3	7	65
J23	Georgia Tech Virginia	27-62	.435	9-28	.321	12-16	.750	44	15	20	13	0	4	75
		23-58	.397	6-22	.273	10-13	.769	30	14	12	11	3	9	62
J26	Georgia Tech Duke	21-63	.333	1-20	.050	7-9	.778	45	13	14	14	4	4	50
		23-61	.377	3-12	.250	6-6	1.000	34	11	17	11	6	4	55
F2	Georgia Tech Miami	29-67	.433	7-29	.241	12-18	.667	33	13	18	5	3	6	77
		26-63	.413	4-15	.267	8-10	.800	46	17	14	16	1	2	66
F6	Georgia Tech SMU	23-57	.404	9-24	.375	15-22	.682	36	12	14	13	4	4	70
		27-68	.397	6-20	.300	9-14	.643	43	17	17	14	1	5	69
F9	Georgia Tech Boston College	27-55	.491	4-15	.267	13-16	.813	42	9	16	15	1	5	71
		21-69	.304	3-21	.143	6-7	.857	33	13	8	9	2	6	51
F13	Georgia Tech Clemson	23-67	.343	8-34	.235	7-9	.778	36	15	11	11	2	7	61
		26-52	.500	9-20	.450	7-12	.583	37	9	18	16	1	4	68
F16	Georgia Tech Wake Forest	30-67	.448	7-21	.333	6-9	.667	30	11	23	8	2	15	73
		27-56	.482	5-18	.278	3-4	.750	35	14	18	22	2	5	62
F20	Georgia Tech NC State	29-73	.397	7-22	.318	3-4	.750	35	13	19	10	3	7	68
		33-62	.532	8-20	.400	9-11	.818	37	6	18	13	4	6	83
F23	Georgia Tech Florida State	31-74	.419	6-20	.300	2-4	.500	40	15	26	13	2	6	70
		29-60	.483	5-15	.333	10-17	.588	37	9	13	14	6	4	73
F27	Georgia Tech California	25-61	.410	6-18	.333	9-10	.900	25	14	12	11	1	8	65
		30-56	.536	9-24	.375	10-12	.833	36	12	19	16	0	6	79
M2	Georgia Tech Stanford	31-67	.463	9-26	.346	11-13	.846	32	17	14	12	1	6	82
		35-57	.614	5-15	.333	12-15	.800	27	12	18	10	1	3	87
M6	Georgia Tech Virginia Tech	29-66	.439	7-23	.304	7-10	.700	46	8	11	9	2	2	72
		24-63	.381	6-12	.500	3-7	.429	32	8	13	9	5	5	57
M7	Georgia Tech NC State	27-67	.403	8-26	.308	10-11	.909	44	14	12	11	3	2	72
		30-70	.429	4-18	.222	9-12	.750	37	9	10	6	1	4	73
M21	Georgia Tech Richmond	20-63	.317	4-23	.174	5-11	.455	33	14	14	9	2	6	49
		30-60	.500	9-23	.391	5-6	.833	37	11	19	10	2	4	74

2024-25 BOX SCORES

1 Georgia Tech

Winthrop
Nov. 4, 2024 | McCamish Pavilion (Atlanta, Ga.)

85
39Official Basketball Box Score - Final
Winthrop at Georgia Tech
11/04/24 McCamish Pavilion, Atlanta
Georgia Tech vs. WinthropGame Time: 10:30 AM
Game Duration: 1:41
Attendance: 3,611

Officials: Meadow Overstreet, Cynthia Do, David Trosyn

Winthrop - 39

Record: 0-1

NO. Name	Min	FG	3P	FT	Rebounds	Fouls	TP	AS	TO	ST	Blocks	+	-
M-A	M-A	M-A	M-A	OR	DR	FF					BS	BA	
4 Marissa Gasaway	F 13:12	3-8	0-0	0-2	2 1 3	0 1 6	1	0	0	0	0	22	
11 Blessing Okoh	F 10:11	0-1	0-0	0-0	0 0 0	0 0 0	0	1	0	0	0	24	
3 Ronaltha Marc	G 27:19	3-9	0-0	1-1	1 0 1	1 4 7	0	3	1	0	0	-40	
12 Leonor Paisana	G 22:47	1-5	0-1	0-0	0 0 3	0 0 2	1	0	1	0	0	-40	
13 Mya Pierfax	G 16:49	1-4	0-0	0-0	0 0 0	2 1 2	0	2	1	0	0	-26	
1 Olivia Wagner	26:18	0-6	0-4	0-0	0 0 0	0 1 0	2	3	0	0	0	-13	
15 Amourie Porter	23:05	6-8	0-1	0-0	1 2 3	1 2 12	1	1	1	1	1	-13	
0 Ar'Mari Reid	13:43	0-2	0-0	0-0	0 1 1	0 2 0	0	2	0	1	2	-15	
22 Nuria Cunill	13:26	3-4	0-0	2-2	0 3 3	1 2 8	0	1	1	0	0	-17	
25 Konner Gambrell	11:19	1-2	0-0	0-0	1 4 5	1 1 2	0	2	0	0	0	-6	
7 Clara Harris	14:50	0-5	0-4	0-0	0 0 0	2 1 0	0	0	3	0	0	-12	
21 Persais Williams	04:50	0-1	0-0	0-0	0 1 1	2 0 0	0	0	0	0	0	-1	
5 Prunelle Mungo	02:01	0-0	0-0	0-0	0 0 0	0 0 0	0	0	0	0	0	-1	
Team					3 3 6		0	4					
Totals		18-63	0-10	3-5	8 15 23	13 15 39	5	22	5	2	4	-46	

Technical Fouls: NONE

Georgia Tech - 85

Record: 1-0

NO. Name	Min	FG	3P	FT	Rebounds	Fouls	TP	AS	TO	ST	Blocks	+	-
M-A	M-A	M-A	M-A	OR	DR	FF					BS	BA	
0 Zoeshia Smith	F 19:41	1-2	0-0	0-0	0 2 2	2 0 2	0	0	0	2	0	28	
20 Ariadna Tervis	C 23:55	5-8	1-2	0-0	1 2 3	0 3 0	11	6	1	1	0	36	
5 Tonie Morgan	G 24:01	7-10	1-3	0-0	0 4 4	0 3 15	6	1	0	0	0	35	
22 Ines Noguero	G 15:40	5-7	0-0	1-2	1 1 2	2 1 1	2	2	4	2	1	24	
25 Kara Dunn	G 15:12	0-4	0-2	2-2	2 6 8	3 2 2	2	1	3	1	0	18	
1 Chazadi Wright	23:43	2-3	0-0	0-0	1 3 4	0 2 6	6	1	1	0	0	19	
3 Dani Carnegie	17:51	6-10	4-6	1-1	2 2 0	2 1 7	1	3	2	0	0	22	
13 Kayla Blackshear	24:32	4-5	0-0	0-0	3 4 7	2 1 8	0	2	0	1	0	24	
23 Rusne Augustinate	12:45	2-10	0-7	0-0	0 0 0	1 0 4	0	0	0	1	0	7	
35 Tianna Thompson	13:11	1-4	0-2	2-2	1 0 1	1 2 4	2	1	0	0	0	8	
27 Gabbie Grooms	09:29	2-2	1-1	0-0	0 2 2	1 0 5	1	1	0	0	0	9	
Team					0 1 1		0	1					
Totals		35-65	9-26	6-7	11 27 38	15 13 85	25	15	12	4	2	46	

Technical Fouls: NONE

Biggest lead	0 (1 st 10:00)	47 (4 th 4:30)
Best Scoring Run	4 (3 rd 0:51)	15 (3 rd 4:11)
Lead Changes	0	
Times Tied	0	
Time with Lead	00:00	39:56

Points from Turnovers	8	25
Paint	22	44
Second Chance	6	10
Fast Breaks	2	19
Bench	22	44

Period by Period Scoring					
1st	2nd	3rd	4th	TOT	
WU	12	7	12	8	39
GT	26	14	29	16	85

Dead Ball Rebounds: 4, 0

2 Georgia Tech

Georgia State
Nov. 8, 2024 | McCamish Pavilion (Atlanta, Ga.)

67
47Official Basketball Box Score - Final
Georgia St. at Georgia Tech
11/08/24 McCamish Pavilion, Atlanta
Georgia Tech vs. Georgia StateGame Time: 7:00 PM
Game Duration: 1:55
Attendance: 1,437

Officials: Karen Piesato, Adrienne Gilmore Nichols, Esther Hou

Georgia St. - 47

Record: 0-2

NO. Name	Min	FG	3P	FT	Rebounds	Fouls	TP	AS	TO	ST	Blocks	+	-
M-A	M-A	M-A	M-A	OR	DR	FF					BS	BA	
10 Eden Johnson	F 17:36	0-6	0-3	0-0	1 3 4	1 0	0	0	3	1	1	0	-11
25 Mahogany Matthews	F 23:13	2-3	0-0	0-0	0 1 1	2 1	4	0	1	1	1	0	-20
2 Mikyla Tolivert	G 30:16	3-10	0-2	5-5	1 3 4	2 4	11	2	2	2	0	0	-23
22 Mya Williams	G 17:22	2-9	1-4	2-2	0 1 1	2 3	7	0	1	1	0	2	-18
30 Crystal Henderson	G 33:58	2-11	0-1	0-2	2 0 2	2 4	4	3	3	2	0	1	-22
1 Patience Williams	21:27	2-9	0-3	2-2	3 9 12	2 4	6	0	5	0	0	1	-9
31 Kaleigh Addie	21:13	3-9	1-3	2-3	0 2 2	0 4	9	0	2	1	0	1	-5
4 Monna Jullunien	18:36	1-4	1-2	0-0	0 1 1	2 0	3	1	0	0	1	1	-5
44 Aaliyah Hunt	10:09	1-1	0-0	0-0	1 1 2	1 0	2	0	0	0	2	0	3
5 Eghosa Obasuyi	03:05	0-0	0-0	0-0	0 0 0	0 0	0	0	0	0	0	0	5
20 Clara Rosini	03:05	0-0	0-0	1-2	0 2 2	1 1	1	0	1	0	0	0	5
Team					5 1 6		0	2					
Totals		16-62	3-18	12-16	13 24 37	17 19 47	6	20	8	5	6	-20	

Technical Fouls: NONE

Georgia Tech - 67

Record: 2-0

NO. Name	Min	FG	3P	FT	Rebounds	Fouls	TP	AS	TO	ST	Blocks	+	-
M-A	M-A	M-A	M-A	OR	DR	FF					BS	BA	
0 Zoeshia Smith	F 14:26	3-5	0-1	1-2	0 1 1	1 4	1	7	1	0	0	1	11
20 Ariadna Tervis	C 27:12	4-7	0-1	0-1	5 6 11	2 1	8	1	4	1	0	10	12
5 Tonie Morgan	G 24:24	3-8	2-4	0-0	3 3 6	1 2	8	2	2	2	2	1	19
22 Ines Noguero	G 14:14	1-5	1-5	0-0	0 4 4	1 1	3	2	2	1	0	0	18
25 Kara Dunn	G 33:37	4-11	2-5	1-2	5 8 13	3 3	11	1	2	0	0	2	25
1 Chazadi Wright	29:15	3-8	1-3	1-1	0 2 2	1 3	8	4	1	2	1	0	3
13 Kayla Blackshear	13:46	0-4	0-0	1-2	2 1 3	2 1	1	1	3	3	0	0	4
3 Dani Carnegie	21:16	5-11	1-5	3-4	0 2 2	1 1	14	3	3	2	0	1	18
23 Rusne Augustinate	10:44	3-5	1-3	0-0	0 4 4	2 1	7	2	0	1	0	1	0
35 Tianna Thompson	08:01	0-4	0-1	0-0	0 0 0	0 3	0	1	1	0	0	1	0
27 Gabbie Grooms	03:05	0-1	0-1	0-0	0 0 0	0 1	0	0	0	0	0	0	-5
Team					2 3 5		0	1					
Totals		26-69	8-29	7-12	17 34 51	19 17 67	16	21	11	6	5	20	

Technical Fouls: NONE

Biggest lead	0 (1 st 10:00)	26 (3 rd 1:29)
Best Scoring Run	6 (4 th 9:43)	10 (1 st 7:31)
Lead Changes	0	
Times Tied	0	
Time with Lead	00:00	39:22

Points from Turnovers	16	19
Paint	22	26
Second Chance	3	14
Fast Breaks	5	8
Bench	21	30

Period by Period Scoring					
1st	2nd	3rd	4th	TOT	
GSU	10	6	15	16	47
GT	22	14	18	13	67

Dead Ball Rebounds: 5, 2

3 Georgia Tech

West Georgia
Nov. 14, 2024 | McCamish Pavilion (Atlanta, Ga.)

88
53Official Basketball Box Score - Final
West Georgia at Georgia Tech
11/14/24 McCamish Pavilion, Atlanta
Georgia Tech vs. West GeorgiaGame Time: 7:00 PM
Game Duration: 2:02
Attendance: 1,147

Officials: Kevin Sparrow, Nicole Leon, Kiana Negron

West Georgia - 53

Record: 0-3

NO. Name	Min	FG	3P	FT	Rebounds	Fouls	TP	AS	TO	ST	Blocks	+	-
M-A	M-A	M-A	M-A	OR	DR	FF					BS	BA	
12 Destiny Jones	F 23:04	4-5	0-0	4-7	2 1 3	4 4 12	0	1	0	1	1	-16	
32 K'Nari Holliday	C 32:33	1-3	0-0	2-2	1 7 8	3 2 4	1	3	1	0	0	-28	
1 Sydney Tolbert	G 16:38	0-5	0-2	0-0	1 1 2	0 0 0	1	8	0	0	1	-21	
2 Zuriyah Davis	G 32:00	3-13	0-5	2-3	1 1 2	1 4 8	0	2	1	1	2	-23	
3 Mykah Anderson	G 32:36	2-6	2-5	1-4	0 4 4	0 4 7	1	1	3	0	0	-34	
5 Grace O'Grady	24:08	6-10	1-2	2-2	2 1 3	2 15 3	2	1	0	1	0	-18	
14 Amanda Blake	09:43	0-2	0-0	0-0	0 2 2	1 0 0	0	2	0	0	1	-8	
17 Becca Ledford	13:37	1-4	1-3	2-2	1 0 1	0 2 5	0	3	0	0	0	-12	
21 Hannah Hicks	12:36	1-3	0-0	0-0	1 1 2	1 1 2	0	2	0	0	0	-12	
11 Gaila Font	03:06	0-1	0-0	0-0	1 1 2	1 0 0	1	0	0	0	1	-3	
Team					3 0 3		0	0					
Totals		16-52	4-17	13-20	13 19 32	13 19 53	7	24	6	2	7	-35	

Technical Fouls: NONE

Dead Ball Rebounds: 4, 0

Georgia Tech - 88

Record: 3-0

NO. Name	Min	FG		3P	FT	Rebounds		Fouls		TP	AS	TO	ST	Blocks	BA	+/-	Shooting By Period	
		M-A	M-A	M-A	M-A	OR	DR	FF	FT	PF	FT	PF	FT	PF	FT		1st FG	1st FT
0 Zoeshia Smith	F 20:17	5-11	0-1	4-4	4 4 8	1 3 14	0	1	1	0	1	0	1	0	1	13	3PT%	16 16.7%
20 Ariadna Tervis	C 24:56	3-5	0-0	0-0	0 3 3	1 0 6	4	0	1	0	1	0	1	0	1	15	3PT%	22 100%
5 Tonie Morgan	G 19:25	3-7	0-2	4-4	2 3 5	1 2 10	4	3	0	1	0	1	0	20	22	22	3PT%	0 0.0%
22 Ines Noguero	G 15:42	2-4	1-3	0-0	2 0 2	3 0 5	1	3	1	0	2	0	0	0	0	12	3PT%	0 0.0%
25 Kara Dunn	G 24:26	5-8	0-3	2-2	0 4 4	2 3 12	1	4	0	4	0	0	0	0	22	22	3PT%	9-10 90%
1 Chazadi Wright	25:02	3-7	2-4	0-0	4 0 4	2 1 8	8	5	3	4	0	0	32	32	32	32	3rd FG	12-23 52.2%
3 Dani Carnegie	18:45	6-10	3-6	0-0	2 1 3	1 0 15	3	0	1	0	1	0	18	18	18	18	3PT%	3-9 33.3%
13 Kayla Blackshear	21:17	5-7	0-0	3-6	5 4 9	3 4 13	1	2	1	3	0	1	23	23	23	23	3PT%	3-9 42.9%
23 Rusne Augustinate	11:24	1-6	0-4	0-0	0 1 1	3 0 2	1	0	0	0	0	1	9	9	9	9	4th FG	3-7 42.9%
35 Tianna Thompson	11:09	1-4	1-3	0-0	0 1 1	2 0 3	1	0	0	0	0	0	5	5	5	5	3PT%	1-2 50%
27 Gabbie Grooms	07:37	0-4	0-1	0-0	0 0 0	0 0 0	0	0	0	0	0	0	8	8	8	8	GMFG%	34-73 46.6%
Team					2 2 4		0	0									3PT%	7-27 25.9%
Totals		34-73	7-27	13-16	21 23 44	19 13	88	22 11	7 7	2 3	5	0	0	0	0	0	FT%	13-16 81.3%
																	Technical Fouls: NONE	
																	Dress Rehearsals: 2	

2024-25 BOX SCORES

5

Georgia Tech
South Dakota State
Nov. 23, 2024 | Cannon Activities Center (Laie, Hawaii)

71
57

Official Basketball Box Score - Final
South Dakota State at Georgia Tech
11/23/24 Cannon Activities Center, Laie
Georgia Tech vs. South Dakota State

Game Time: 2:00 PM
Game Duration: 1:38
Attendance: 425

Officials: Christopher Saucedo, Chastity Taylor, Steve Perry

South Dakota State - 57		Record: 3-2														
NO.	Name	Min	FG	3P	FT	Rebounds	Fouls	TP	AS	TO	ST	Blocks	BS	BA	+	-
			M-A	M-A	M-A	OR	DR	PF	FD							
12	Kalie Theisen	F 14:49	0-3	0-1	2-2	1	5	6	1	1	2	0	1	1	1	-10
31	Brooklyn Meyer	F 31:28	6-10	0-0	0-0	2	5	7	1	2	12	2	2	0	1	0
3	Madison Mathewetz	G 10:25	0-3	0-3	1-2	1	2	3	0	2	1	1	0	0	0	-8
13	Haleigh Timmer	G 33:48	5-10	1-4	1-1	1	2	3	2	1	12	1	1	1	0	-16
21	Paige Meyer	G 26:31	2-11	1-3	2-2	1	3	3	4	7	2	2	2	1	0	-9
24	Mesa Byom	15:58	4-7	1-1	0-0	1	3	4	2	9	1	0	0	1	0	-1
4	Emilee Fox	19:00	1-4	1-3	0-0	0	4	4	0	0	3	2	1	1	0	-6
23	Katie Vasecka	20:51	4-6	0-1	1-2	0	4	2	2	1	9	1	2	0	0	-7
22	Madysen Vlastuin	18:15	1-6	0-4	0-0	0	0	0	1	0	2	0	0	1	1	0
5	Ellie Colbeck	08:55	0-0	0-0	0-0	0	2	2	1	0	0	0	0	1	0	-9
Team						1	4	5			0					
Totals			23-60	4-20	7-9	8	31	39	15	13	57	11	10	5	4	-14

Technical Fouls: NONE

Shooting By Period
1st FG% 5-13 38.5%
3PT% 0-4 0.0%
FT% 0-0 0.0%
2nd FG% 8-19 42.1%
3PT% 2-7 28.6%
FT% 0-0 0.0%
3rd FG% 4-13 30.8%
3PT% 2-6 33.3%
FT% 4-6 66.7%
4th FG% 6-15 40.0%
3PT% 0-3 0.0%
FT% 3-3 100%
GM FG% 23-60 38.3%
3PT% 4-20 20.0%
FT% 7-9 77.8%

Dead Ball Rebounds: 0-0

Georgia Tech - 71		Record: 5-0														
NO.	Name	Min	FG	3P	FT	Rebounds	Fouls	TP	AS	TO	ST	Blocks	BS	BA	+	-
			M-A	M-A	M-A	OR	DR	PF	FD							
0	Zoesha Smith	F 33:03	2-9	0-2	0-0	2	8	10	2	0	4	0	1	1	1	0
20	Ariadna Termis	C 24:59	3-4	2-3	0-0	0	7	7	2	0	8	0	0	1	1	0
5	Tonie Morgan	G 29:55	8-17	0-2	5-9	5	4	9	1	7	21	1	2	2	1	14
22	Ines Noguero	G 11:35	1-2	1-2	0-0	0	0	0	1	1	3	0	0	0	0	-2
25	Kara Dunn	G 24:38	2-7	0-4	3-5	1	0	1	3	4	7	0	2	0	0	1
3	Dani Carnegie	31:07	6-16	4-8	0-0	2	6	8	0	1	16	2	1	0	0	15
13	Kayla Blackshear	15:27	2-5	0-0	0-0	3	1	4	3	0	4	0	1	0	0	-4
1	Chazadi Wright	21:51	2-5	2-5	2-2	1	1	2	1	2	0	0	1	0	0	-9
23	Rusne Augustinaitis	05:55	0-3	0-1	0-0	0	0	0	0	0	0	0	0	0	0	-4
27	Gabbie Grooms	00:45	0-0	0-0	0-0	0	0	0	0	0	0	0	0	0	0	-2
35	Tianna Thompson	00:45	0-0	0-0	0-0	0	0	0	0	0	0	0	0	0	0	-2
Team						3	4	7			0					
Totals			26-68	9-27	10-16	17	31	48	13	15	71	3	7	5	3	14

Technical Fouls: NONE

Dead Ball Rebounds: 0-0

Biggest lead		SDSU	GT
0 (1 st 10:00)		19 (2 nd 5:18)	
Best Scoring Run		SDSU	GT
7 (2 nd 3:09)		15 (2 nd 5:18)	
Lead Changes		SDSU	GT
0			
Times Tied		SDSU	GT
0			
Time with Lead		SDSU	GT
00:00		38:35	

Period by Period Scoring		1st	2nd	3rd	4th	TOT
SDSU		10	18	14	15	57
GT		18	21	17	15	71

6

Georgia Tech
No. 21 Oregon
Nov. 25, 2024 | Cannon Activities Center (Laie, Hawaii)

74
58

Official Basketball Box Score - Final
Georgia Tech at Oregon
11/25/24 Cannon Activities Center, Laie
2024-25 Women's Basketball

Game Time: 2:00 PM
Game Duration: 1:39
Attendance: 1,800

Officials: Christopher Saucedo, Chastity Taylor, Steve Perry

Georgia Tech - 74		Record: 6-0														
NO.	Name	Min	FG	3P	FT	Rebounds	Fouls	TP	AS	TO	ST	Blocks	BS	BA	+	-
			M-A	M-A	M-A	OR	DR	PF	FD							
0	Zoesha Smith	F 26:26	6-14	0-1	0-0	2	3	5	1	1	12	0	2	2	0	11
20	Ariadna Termis	C 25:17	5-10	3-5	0-0	0	3	0	3	1	1	13	1	0	0	1
5	Tonie Morgan	G 32:17	4-10	0-1	2-2	3	6	9	2	4	10	6	3	1	0	15
22	Ines Noguero	G 26:28	4-10	1-4	2-2	0	4	4	3	1	11	7	1	3	0	14
25	Kara Dunn	G 29:38	3-10	0-4	2-4	5	7	12	3	4	8	0	2	1	0	20
3	Dani Carnegie	19:42	2-8	0-0	0-0	0	1	1	1	1	4	0	3	0	0	2
1	Chazadi Wright	23:01	3-4	1-2	2-2	1	2	3	2	1	9	0	0	0	0	-8
13	Kayla Blackshear	17:11	2-7	0-0	3-4	6	4	10	2	3	7	0	1	0	0	-6
Team						3	3	6			0					
Totals			29-73	5-21	11-14	23	30	53	15	16	74	14	14	7	2	116

Technical Fouls: NONE

Shooting By Period
1st FG% 6-16 37.5%
3PT% 1-8 12.5%
FT% 1-2 50%
2nd FG% 4-16 25.0%
3PT% 0-3 0.0%
FT% 3-3 100%
3rd FG% 7-17 41.2%
3PT% 0-6 0.0%
FT% 3-4 75%
4th FG% 10-15 66.7%
3PT% 4-4 100.0%
FT% 4-5 80%
GM FG% 29-73 39.7%
3PT% 5-21 23.8%
FT% 11-14 78.6%
Dead Ball Rebounds: 1-0

Oregon - 58		Record: 6-1														
NO.	Name	Min	FG	3P	FT	Rebounds	Fouls	TP	AS	TO	ST	Blocks	BS	BA	+	-
			M-A	M-A	M-A	OR	DR	PF	FD							
1	Alexis Whitfield	F 09:29	2-4	0-2	0-0	0	1	1	0	0	4	0	2	0	0	-4
15	Philippa Kyle	C 21:21	2-7	0-0	0-0	3	5	8	1	1	4	2	2	1	1	1
3	Sofia Bell	G 18:39	1-4	1-3	1-2	0	1	1	3	2	4	2	3	1	0	-9
10	Peyton Scott	G 27:41	3-8	0-2	3-3	0	5	5	2	4	9	2	2	1	0	-9
25	Deja Kelly	G 29:51	5-11	0-3	0-1	0	3	3	2	3	10	0	2	0	0	-9
5	Amina Muhammad	25:51	4-7	0-0	0-2	1	2	3	3	1	8	1	1	0	0	-9
8	Ella Mewis	11:49	1-2	0-1	0-0	0	0	0	0	1	2	0	0	1	0	-11
23	Sarah Rambu	05:55	2-4	0-0	0-2	0	0	0	2	1	4	0	0	0	0	-4
4	Nani Faleata	17:19	2-4	1-2	0-0	2	2	5	0	2	5	1	1	0	0	-1
35	Ehis Elute	15:51	2-5	0-0	4-4	2	3	5	2	3	8	0	2	1	0	-8
3	Chazadi Wright	10:13	0-3	0-0	0-0	0	1	1	0	0	0	0	0	0	0	-5
14	Ari Long	05:01	0-0	0-0	0-0	0	0	0	0	0	0	0	1	1	0	-2
Team						2	2	2			0					
Totals			24-59	2-13	8-14	8	23	31	16	15	58	9	14	8	1	2

Technical Fouls: NONE

Dead Ball Rebounds: 3-0

Biggest lead		GT	ORE
21 (4 th 2:19)		3 (1 st 7:35)	
Best Scoring Run		GT	ORE
10 (4 th 8:03)		7 (2 nd 2:15)	
Lead Changes		GT	ORE
4		18	10
Times Tied		GT	ORE
5		38	32
Time with Lead		GT	ORE
35:07		00:51	

Period by Period Scoring		1st	2nd	3rd	4th	TOT
GT		18	21	17	15	71
ORE		11	16	16	15	58

7

Georgia Tech
Florida A&M
Dec. 1, 2024 | McCamish Pavilion (Atlanta, Ga.)

98
56

Official Basketball Box Score - Final
Florida A&M at Georgia Tech
12/01/24 McCamish Pavilion, Atlanta
Georgia Tech vs. Florida A&M

Game Time: 2:00 PM
Game Duration: 1:50
Attendance: 1,468

Officials: Ed Sidasky, Kayle Mosley, Algonese Carr

Florida A&M - 56			Record: 6-8														
NO.	Name	Min	FG M-A	3P M-A	FT M-A	Rebounds OR DR TOT	Fouls PF FD	TP	AS	TO	ST	Blocks BS BA	+/-				
5	Sydney Hendrix	F 26:32	6-14	0-0	0-0	0 1 1	2 1	12	0	7	0	0	-50				
12	Jalyla Sharp	C 14:26	0-2	0-0	0-0	0 1 1	1 0	0	1	0	0	0	-12				
13	Ivet Subirats	G 32:33	1-4	0-1	0-0	2 1 3	0 1	2	3	1	0	0	-13				
22	D'Mya Griffin	G 40:00	6-19	3-7	0-0	3 3 1	1 1	15	2	3	3	0	-42				
24	Cheyenne McEvans	G 38:46	5-12	0-2	4-5	2 6 8	0 4	14	4	2	2	0	-41				
44	Eliya Ellis	22:09	4-4	0-0	1-1	0 1 1	5 5	9	0	3	1	0	-17				
25	Saige Glover	07:44	2-2	0-0	0-0	0 1 1	0 0	4	0	0	0	0	-8				
32	Nya Bostic	16:18	0-0	0-0	0-0	0 1 1	3 0	0	1	4	0	0	-2				
14	Monique Judge	01:32	0-1	0-1	0-0	0 0 0	0 0	0	0	0	0	0	-4				
Team							1 2 3					0 3					
Totals			24-58	3-11	5-6	8 14 22	12 12	56	11	23	6	0	1	-42			

2024-25 BOX SCORES

9 Georgia Tech Mercer Dec. 8, 2024 | Hawkins Arena (Macon, Ga.)

78
42Official Basketball Box Score - Final
Georgia Tech at Mercer
12/08/24 Hawkins Arena, Macon, Ga.
2024-25 Women's BasketballGame Time: 2:02 PM
Game Duration: 1:46
Attendance: 519

Officials: Dawn Morath, Natasha Brown, David Jenkins

Georgia Tech - 78

Record: 9-0

NO.	Name	Min	FG	3P	FT	Rebounds	Fouls	TP	AS	TO	ST	Blocks	BS	BA	+	-
			M-A	M-A	M-A	OR	DR	PF	FF							
0	Zoesha Smith	F 20:20	6-9	0-0	1-2	2	7	9	2	1	13	1	0	1	0	17
20	Ariadna Tervis	C 23:46	0-3	0-0	1-2	3	3	6	2	1	1	1	0	1	2	0
5	Tonie Morgan	G 19:42	5-9	0-0	1-2	1	2	3	2	2	11	4	2	0	1	0
22	Ines Noguero	G 15:12	3-3	0-0	1-2	0	1	1	2	1	7	3	1	4	1	0
25	Kara Dunn	G 22:00	6-13	2-5	0-0	2	2	4	1	0	14	0	1	1	0	1
1	Chazadi Wright	20:16	3-6	1-4	3-4	0	1	1	2	2	10	4	3	2	0	0
3	Dani Carnegie	19:23	3-9	3-5	1-2	1	8	9	0	2	10	4	2	2	0	0
13	Kayla Blackshear	15:58	1-4	0-1	0-0	2	4	6	1	1	2	3	0	0	0	0
23	Rusne Augustinaite	18:45	2-9	1-6	0-0	0	2	2	0	0	5	0	0	1	0	0
35	Tianna Thompson	14:39	0-1	0-0	0-0	0	1	1	5	3	0	0	1	2	0	0
27	Gabbie Grooms	10:00	2-2	0-0	1-2	1	0	1	1	2	1	5	0	0	0	0
Team						3	0	3				0				0
Totals			31-68	7-21	9-16	15	31	46	19	14	78	20	10	14	4	1

Technical Fouls: NONE

Dead Ball Rebounds: 5, 0

Mercer - 42

Record: 4-7

NO.	Name	Min	FG	3P	FT	Rebounds	Fouls	TP	AS	TO	ST	Blocks	BS	BA	+	-
			M-A	M-A	M-A	OR	DR	PF	FF							
2	Ariana Bennett	F 38:32	2-5	0-0	8-9	1	2	3	2	9	12	1	1	0	0	-35
23	Ashlee Locke	F 31:36	4-10	0-0	2-2	1	7	8	1	3	10	1	5	1	0	-27
41	Zenia Palaska	F 08:42	0-3	0-2	0-0	0	0	0	0	0	0	0	1	0	0	-11
9	Nahawa Diarra	G 32:08	4-12	0-1	0-0	1	5	6	0	1	8	4	7	0	0	-37
25	Talia Harris	G 18:13	0-3	0-1	2-2	0	4	4	1	3	2	0	2	0	0	-9
21	Chelsy Bautista	34:02	2-7	0-0	0-0	1	3	4	1	1	4	1	1	0	1	-26
11	Stephanie Utomi	05:02	0-0	0-0	0-0	0	0	0	0	0	0	0	0	0	1	-7
12	Kayla Smith	22:27	2-2	0-2	0-2	0	0	0	3	2	6	1	1	2	0	0
8	Ioanna Stefanaki	03:45	0-0	0-0	0-0	0	0	0	0	0	0	0	0	0	0	-2
4	Hanna Knoll	05:34	0-4	0-3	0-0	0	0	0	0	0	0	0	1	0	0	-9
Team						1	3	4				0				2
Totals			14-48	2-9	12-15	5	24	29	14	19	42	8	20	4	1	-4

Technical Fouls: NONE

Dead Ball Rebounds: 1, 0

	GT	MER
Biggest lead	42 (4 th 2:10)	0 (1 st 10:00)
Best Scoring Run	14 (2 nd 0:35)	6 (4 th 0:11)
Lead Changes	0	0
Times Tied	0	0
Time with Lead	38:53	00:00
Points from Turnovers	21	10
Paint	48	16
Second Chance	16	4
Fast Breaks	29	2
Bench	32	10
Period by Period Scoring		
1st	22	19
2nd	21	16
3rd	17	16
4th	17	16
TOT	78	42

10 No. 25 Georgia Tech Louisiana Monroe Dec. 11, 2024 | McCamish Pavilion (Atlanta, Ga.)

97
37Official Basketball Box Score - Final
ULM at Georgia Tech
12/11/24 McCamish Pavilion, Atlanta
Georgia Tech vs. ULMGame Time: 1:00 PM
Game Duration: 1:37
Attendance: 1,075

Officials: Jules Goffin, No Cappel, Jessica Walker

ULM - 37

Record: 3-5

NO.	Name	Min	FG	3P	FT	Rebounds	Fouls	TP	AS	TO	ST	Blocks	BS	BA	+	-
			M-A	M-A	M-A	OR	DR	PF	FF							
21	Katlyn Manuel	F 19:13	2-7	0-0	0-0	0	0	0	1	0	4	0	1	0	0	-24
22	Sakyla White	F 21:43	1-4	0-0	0	0	1	0	1	2	0	1	1	0	1	-34
2	Nya Valentine	G 28:09	2-8	0-5	1-2	0	4	4	0	2	5	3	3	0	0	-40
3	Jakayla Johnson	G 25:22	2-8	1-3	0-0	0	7	7	1	1	5	3	5	1	0	-32
33	Meloney Thames	G 25:33	4-17	2-10	0	1	2	3	3	2	10	0	5	1	1	-38
6	Brikeyla Gray	24:30	2-6	0-1	0-0	0	4	4	1	1	4	1	3	1	0	-38
12	Laila Walker	17:15	3-4	0-0	1-2	1	2	3	2	1	7	0	2	0	0	-24
23	Clanté Downs	16:26	0-2	0-0	0	1	2	3	4	0	0	0	4	0	0	-32
35	Ashja Leake	18:35	0-4	0-2	0-0	2	6	8	0	0	0	0	0	0	0	-32
44	Sha'Miya Butler	03:14	0-2	0-0	0-0	1	0	1	0	0	0	0	1	0	0	-6
Team						0	2	2				0				0
Totals			16-62	3-21	2-4	7	29	36	12	8	37	7	25	4	1	-60

Technical Fouls: NONE

Dead Ball Rebounds: 3, 0

Georgia Tech - 97

Record: 10-0

NO.	Name	Min	FG	3P	FT	Rebounds	Fouls	TP	AS	TO	ST	Blocks	BS	BA	+	-
			M-A	M-A	M-A	OR	DR	PF	FF							
0	Zoesha Smith	F 17:50	4-11	0-0	1	2	7	9	4	2	8	0	2	3	1	1
20	Ariadna Tervis	C 22:06	1-3	0-0	0	0	5	5	0	0	2	7	0	2	0	0
5	Tonie Morgan	G 18:21	2-6	0-2	2-2	0	4	4	0	4	6	8	0	1	0	0
22	Ines Noguero	G 10:32	5-5	3-3	0	0	0	0	0	0	13	0	1	4	0	0
25	Kara Dunn	G 18:21	6-8	0-2	0-0	0	1	1	0	0	12	2	1	1	0	0
3	Dani Carnegie	17:20	5-10	4-9	0-0	1	7	8	2	0	14	1	1	0	0	0
13	Kayla Blackshear	24:29	3-5	0-0	1	1	5	3	8	1	3	7	5	2	1	0
1	Chazadi Wright	21:39	2-6	1-2	2-2	0	1	1	1	1	7	2	0	0	0	0
23	Rusne Augustinaite	19:31	6-13	5-10	0-0	0	2	2	0	0	17	1	2	0	0	0
35	Tianna Thompson	15:36	2-3	0-1	2-2	0	2	2	0	1	6	0	0	3	0	0
27	Gabbie Grooms	14:16	1-5	1-4	2-2	1	2	3	0	1	5	1	3	0	0	0
Team						1	4	5				0				0
Totals			37-75	14-33	9-10	10	38	48	8	12	97	27	12	15	1	60

Technical Fouls: NONE

Dead Ball Rebounds: 0, 0

	ULM	GT
Biggest lead	1 (1 st 7:45)	60 (4 th 0:06)
Best Scoring Run	6 (3 rd 6:30)	19 (1 st 3:08)
Lead Changes	2	0
Times Tied	1	0
Time with Lead	00:25	38:48
Points from Turnovers	12	35
Paint	16	42
Second Chance	4	10
Fast Breaks	4	25
Bench	11	56
Period by Period Scoring		
1st	12	35
2nd	14	27
3rd	13	15
4th	17	15
TOT	56	97

11 No. 25 Georgia Tech No. 14 North Carolina Dec. 15, 2026 | Carmichael Arena (Chapel Hill, N.C.)

82
76Official Basketball Box Score - Final
Georgia Tech at North Carolina
12/15/24 Carmichael Arena, Chapel Hill
2024-25 Women's BasketballGame Time: 2:00 PM
Game Duration: 2:03
Attendance: 2,381

Officials: Puatani Spurbolt, Billy Smith, Josh Howell

Georgia Tech - 82

Record: 11-0 (1-0)

NO.	Name	Min	FG	3P	FT	Rebounds	Fouls	TP	AS	TO	ST	Blocks	BS	BA	+	-
			M-A	M-A	M-A	OR	DR	PF	FF							
0	Zoesha Smith	F 21:13	5-10	0-0	0-0	2	6	8	2	0	10	1	2	0	1	-5
20	Ariadna Tervis	C 15:37	0-0	0-0	0-0	1	2	3	1	0	2	1	0	0	0	1
5	Tonie Morgan	G 34:18	8-11	1-2	6-6	0	2	2	4	6	23	4	6	1	0	0
22	Ines Noguero	G 19:21	1-4	0-2	0-0	0	5	5	2	2	5	1	1	1	0	0
25	Kara Dunn	G 38:52	4-7	3-4	2-4	1	0	1	2	4	13	3	1	0	1	6
3	Dani Carnegie	26:15	8-19	2-9	4-4	3	6	9	2	4	22	4	3	2	0	1
1	Chazadi Wright	15:30	0-2	0-2	0-0	0	0	0	1	0	0	2	1	0	0	0
13	Kayla Blackshear	26:13	4-5	0-0	4-4	5	1	6	4	2	12	0	1	0	1	8
23	Rusne Augustinaite	02:41	0-0	0-0	0-0	0	0	0	0	0	0	0	0	0	0	0
Team						1	6	7				0				1
Totals			30-58	6-20	16-18	13	28	41	20	19	82	21	17	4	3	6

Technical Fouls: NONE

Dead Ball Rebounds: 1, 0

North Carolina - 76

Record: 10-2 (0-1)

NO.	Name	Min	FG	3P	FT	Rebounds	Fouls	TP	AS	TO	ST	Blocks	BS	BA	+	-
			M-A	M-A	M-A	OR	DR	PF	FF							
5	Maria Gakdeng	C 33:23	9-11	0-0	3-5	2	4	6	3	6	21	0	2	1	1	-7
1	Alyssa Ustby	G 35:09	0-6	0-2	2-4	2	6	8	2	2	10	3	1	1	1	-7
10	Reniya Kelly	G 28:46	5-11	3-8	2-4	1	0	1	2	4	15	2	0	0	0	4
20	Lexi Donarski	G 34:08	5-9	4-6	1-2	0	1	1	2	1	15	1	0	1	0	14
24	Indya Nivar	G 24:11	6-12	2-5	2-2	1	2	3	5	1	16	0	2	0	0	0
21	Ciera Tomewa	G 25:36	0-0	0-0	0-0	0	0	0	0	0	1	0	0	0	0	-15
14	Trayanna Crisp	11:24	0-5	0-2	0-2	0	0	1	2	2	1	1	0	1	0	-13
2	Grace Townsend	18:14	1-3	0-1	1-2	1	1	2	4	3	3	1	4	0	0	4
0	Luine Grant	09:23	1-3	0-2	0-0	1	1	1	1	1	1	0	0	0	0	-5
Totals			27-60	9-29	13-21	8	1	2	20	76	17	8	9	3	3	-6

2024-25 BOX SCORES

13

No. 17 Georgia Tech

No. 23 Nebraska

Dec. 21, 2024 | McCamish Pavilion (Atlanta, Ga.)

72
61

Official Basketball Box Score - Final
Nebraska at Georgia Tech
12/21/24 McCamish Pavilion, Atlanta
Georgia Tech vs. Nebraska

Game Time: 5:30 PM
Game Duration: 1:51
Attendance: 1,571

Officials: Dee Kuntner, Tiffany Bird, Ken Nash

Nebraska - 61

Record: 10-2

NO. Name	Min	FG M-A	3P M-A	FT M-A	Rebounds OR DR TOT	Fouls PF FD	TP	AS	TO	ST	Blocks BS BA	+/-
33 Amiah Hargrove	F 10:14	0-4	0-2	0-0	0 1 1	1 0 0	0	1	0	0	0 0	-5
40 Alexis Markowski	C 31:06	8-19	0-2	4-5	5 5 10	1 5 20	1	1	0	1	2 -7	
5 Alberto Rimdal	G 21:16	1-3	0-0	3-3	1 0 1	1 2 5	0	2	1	1	0 0	-7
14 Callin Hake	G 23:41	1-8	1-5	0-0	1 2 3	5 0 3	1	0	1	0	0 -4	
23 Britt Prince	G 33:08	5-12	1-3	0-0	1 7 8	3 0 11	3	5	1	0	2 -9	
2 Logan Nissley	21:49	3-7	3-7	2-2	0 2 2	4 3 11	1	1	0	1	0 0	
32 Kendal Coley	13:36	1-2	0-1	0-0	0 0 0	1 1 2	2	0	0	1	0 -8	
12 Jessica Petrie	16:10	2-5	1-2	0-0	1 2 3	0 0 1	5	1	0	0	0 0	
3 Allison Weidner	13:06	0-2	0-1	0-0	0 2 2	0 0 0	0	2	1	0	0 -5	
44 Petra Bozan	08:54	1-4	0-0	0-0	3 1 4	1 0 2	0	0	2	0	0 -4	
15 Kendall Moriarty	07:00	1-1	0-0	0-0	0 1 1	0 0 2	0	0	0	0	0 -8	
Team					2 2 4	0	0	1	0	0	0 -11	
Totals		23-67	6-23	9-10	14 25 39	17 12 14	12	4	2	4	-11	

Technical Fouls: NONE

Dead Ball Rebounds: 1, 2

Georgia Tech - 72

Record: 13-0

NO. Name	Min	FG M-A	3P M-A	FT M-A	Rebounds OR DR TOT	Fouls PF FD	TP	AS	TO	ST	Blocks BS BA	+/-
0 Zoeshia Smith	F 13:14	1-5	0-0	1-2	3 0 3	3 3 3	3	0	1	0	1 0	1
20 Ariadna Termis	C 24:25	1-2	0-1	0-0	0 5 5	0 0 0	2	4	1	0	2 0	-1
5 Tonie Morgan	G 30:57	3-8	0-1	4-4	0 3 3	0 5 10	4	1	0	1	0 0	
22 Ines Noguero	G 14:59	1-7	0-4	0-0	1 2 3	0 1 1	2	1	1	0	0 0	5
25 Kara Dunn	G 37:28	5-13	0-4	6-7	6 8 14	3 4 16	0	0	4	0	1 6	
3 Dani Carnegie	21:58	6-16	4-4	1-7	8 1 2	20 1 3	1	0	0	1 1	6	
13 Kayla Blackshear	14:07	2-2	0-0	0-0	0 1 1	3 0 4	0	1	0	0	0 15	
1 Chazadi Wright	30:07	5-7	2-4	3-4	1 1 2	0 2 15	1	0	1	0	0 9	
23 Rusne Augustinaite	12:45	0-2	0-2	0-0	0 3 3	2 0 0	0	0	1	0	0 8	
Team					0 0 0	0	0	0	0	0	0 8	
Totals		24-62	6-24	18-21	12 30 42	12 17 72	11	9	6	4	2 11	

Technical Fouls: NONE

Dead Ball Rebounds: 2, 0

	NEB	GT
Biggest lead	2 (1 st 9:47)	18 (3 rd 4:06)
Best Scoring Run	5 (2 nd 2:04)	8 (3 rd 9:48)
Lead Changes	5	
Times Tied	2	
Time with Lead	02:32	34:52

Points from Turnovers	NEB	GT
Paint	30	30
Second Chance	10	16
Fast Breaks	9	13
Bench	22	39

Period by Period Scoring	1st	2nd	3rd	4th	TOT
NEB	10	9	16	26	61
GT	14	18	17	23	72

14

No. 13 Georgia Tech

Pittsburgh

Dec. 29, 2024 | McCamish Pavilion (Atlanta, Ga.)

100
61

Official Basketball Box Score - Final
Pittsburgh at Georgia Tech
12/29/24 McCamish Pavilion, Atlanta
Georgia Tech vs. Pitt

Game Time: 2:00 PM
Game Duration: 1:49
Attendance: 2,151

Officials: Angelica Suffren, Katie Kulenich, Mark Resch

Pittsburgh - 61

Record: 8-7 (0-2)

NO. Name	Min	FG M-A	3P M-A	FT M-A	Rebounds OR DR TOT	Fouls PF FD	TP	AS	TO	ST	Blocks BS BA	+/-
3 McKayla Elmore	F 34:57	0-4	0-3	0-0	0 5 5	2 0 0	2	2	1	1	1 -38	
15 Khadija Faye	C 33:50	8-19	0-0	6-6	3 3 6	3 8 22	2	2	1	1	0 -35	
0 Brooklyn Miles	G 35:38	4-12	1-3	2-2	2 3 5	2 1 11	5	6	1	0	0 -28	
11 Marley Washenitz	G 30:30	2-5	1-1	2-2	0 1 1	4 2 7	1	4	1	0	0 -27	
23 McKayla Johnson	G 21:58	3-6	0-0	2-2	1 0 1	2 2 8	2	3	1	0	1 -17	
20 Asilin Malcolm	24:51	4-5	2-2	0-0	0 4 4	2 0 10	0	2	1	0	0 -28	
1 Aayrn Battle	07:11	0-3	0-1	0-0	1 0 1	0 1 0	0	0	2	0	0 -17	
22 Audrey Biggs	07:52	1-2	0-1	1-1	0 1 1	0 1 3	0	0	0	0	0 -3	
14 Raeven Boswell	03:13	0-0	0-0	0-0	0 0 0	0 0 0	0	0	0	0	0 -2	
Team					2 6 8	0	0	0	0	0	0 0	
Totals		22-56	4-11	13-13	9 23 32	16 14 61	12	21	8	1	4 -39	

Technical Fouls: NONE

Dead Ball Rebounds: 1, 1

Georgia Tech - 100

Record: 14-0 (2-0)

NO. Name	Min	FG M-A	3P M-A	FT M-A	Rebounds OR DR TOT	Fouls PF FD	TP	AS	TO	ST	Blocks BS BA	+/-
0 Zoeshia Smith	F 23:20	0-1	0-0	0-0	2 2 4	1 1 0	4	2	1	1	0 20	
20 Ariadna Termis	C 24:24	2-4	0-2	0-0	0 4 4	3 0 4	3	1	1	2	0 28	
5 Tonie Morgan	G 22:59	5-8	1-2	4-4	2 0 2	2 3 15	8	1	1	0	0 33	
22 Ines Noguero	G 13:53	1-5	1-4	0-0	0 3 3	0 0 3	2	0	1	1	0 4	
25 Kara Dunn	G 26:55	10-14	1-4	7-8	4 3 7	2 6 28	3	0	1	0	1 39	
1 Chazadi Wright	28:08	5-10	4-7	2-2	0 1 1	0 1 0	2	16	1	2	0 26	
3 Dani Carnegie	19:40	9-16	4-11	2-2	2 3 5	3 2 24	0	1	2	0	0 31	
13 Kayla Blackshear	18:39	0-3	0-0	0-0	1 3 4	3 1 0	0	3	3	2	0 13	
23 Rusne Augustinaite	11:10	3-8	1-4	0-0	0 2 2	0 0 7	0	0	0	0	0 -1	
35 Tianna Thompson	06:19	0-1	0-0	1-2	1 0 1	0 1 1	0	0	0	0	0 0	
27 Gabbie Grooms	04:33	1-1	0-0	0-0	0 0 0	0 0 2	0	0	0	1	0 0	
Team					0 2 2	0	0	0	0	0	0 0	
Totals		36-71	12-34	16-18	12 23 35	14 16 100	24	9	12	4	1 39	

Technical Fouls: NONE

Dead Ball Rebounds: 1, 1

	UP	GT
Biggest lead	0 (1 st 10:00)	42 (4 th 4:28)
Best Scoring Run	5 (1 st 6:56)	10 (3 rd 1:51)
Lead Changes	0	
Times Tied	0	
Time with Lead	00:00	39:42

Points from Turnovers	UP	GT
Paint	6	25
Second Chance	15	23
Fast Breaks	9	20
Bench	13	50

Period by Period Scoring	1st	2nd	3rd	4th	TOT
UP	18	10	19	14	61
GT	31	22	32	15	100

15

No. 13 Georgia Tech

Syracuse

Jan. 2, 2025 | McCamish Pavilion (Atlanta, Ga.)

85
68

Official Basketball Box Score - Final
Syracuse at Georgia Tech
01/02/25 McCamish Pavilion, Atlanta
Georgia Tech vs. Syracuse

Game Time: 7:00 PM
Game Duration: 1:55
Attendance: 2,076

Officials: Maj Forsberg, Talisa Green, Mark Berger

Syracuse - 68

Record: 6-7 (0-2)

NO. Name	Min	FG M-A	3P M-A	FT M-A	Rebounds OR DR TOT	Fouls PF FD	TP	AS	TO	ST	Blocks BS BA	+/-
1 Keira Scott	F 22:34	1-5	1-1	0-0	0 2 2	2 1 3	1	2	0	0	0 -14	
22 Kyra Wood	F 21:16	4-11	0-0	4-4	4 3 7	2 12	2	3	1	3	0 0	
4 Sophie Burrows	G 26:35	2-11	2-6	0-0	5 3 8	3 0 6	2	1	0	0	1 -7	
5 Georgia Woolley	G 35:08	7-19	3-7	5-5	4 4 8	2 5 22	3	7	2	0	0 -10	
4 Dominique Camp	G 24:51	3-5	0-2	0-1	0 3 3	0 1 6	3	4	0	1	0 -11	
14 Shy Hawkins	08:17	0-2	0-0	0-0	0 0 0	0 0 0	0	0	0	0	0 -10	
34 Izabel Varejão	18:44	2-3	0-0	2-2	1 1 2	3 2 6	0	0	0	0	0 -17	
2 Sania Wilson	18:43	2-5	0-0	1-2	4 1 5	1 5 0	0	1	2	0	0 -7	
2 Journey Thompson	06:09	0-2	0-0	0-0	1 1 2	1 0 0	0	0	1	0	0 -9	
17 Madeline Potts	02:31	0-0	0-0	0-0	0 0 0	1 0 0	0	0	0	0	0 0	
15 Angelica Velez	15:12	3-6	0-1	2-2	0 1 1	1 2 8	4	0	1	0	0 0	
Team					1 3 4	0	0	0	0	0	0 0	
Totals		24-69	6-17	14-16	20 22 42	16 14 68	15	19	6	4	1 -17	

Technical Fouls: NONE

Dead Ball Rebounds: 0, 0

Georgia Tech - 85

Record: 15-0 (3-0)

NO. Name	Min	FG M-A	3P M-A	FT M-A	Rebounds OR DR TOT	Fouls PF FD	TP	AS	TO	ST	Blocks BS BA	+/-
0 Zoeshia Smith	F 29:00	6-13	0-0	4-4	4 8 12	4 2 16	2	1	3	0	2 14	
20 Ariadna Termis	C 30:53	3-6	1-4	0-0	1 2 3	0 0 7	2	1	2	0	0 22	
5 Tonie Morgan	G 34:02	6-13	0-2	3-4	0 2 2	2 3 15	6	3	3	0	0 14	
22 Ines Noguero	G 09:24	0-1	0-0	3-3	0 2 2	1 1 3	0	2	0	1	0 -17	
25 Kara Dunn	G 35:48	2-9	0-2	10-12	3 5 8	2 8 14	1	0	2	0	1 25	
1 Chazadi Wright	21:28	1-5	0-4	0-0	0 1 1	1 2 2	2	2	1	0	0 3	
3 Dani Carnegie	26:51	11-18	6-8	0-0	3 4 7	1 0 28	4	1	3	1	0 1	
13 Kayla Blackshear	12:42	0-1	0-0	0-0	3 2 5	0 0 0	0	2	1	0	0 -7	
Team					2 1 3	0	0	0	0	0	0 0	
Totals		29-67	7-21	20-23	16 27 43	14 16 85	17	14	13	1	4 -17	

Technical Fouls: NONE

Dead Ball Rebounds: 3, 0

	SYR	GT
Biggest lead	9 (1 st 8:05)	28 (4 th 6:47)
Best Scoring Run	11 (4 th 4:07)	14 (4 th 6:47)
Lead Changes	1	
Times Tied	2	
Time with Lead	09:30	28:40

Points from Turnovers	SYR	GT
Paint	26	38
Second Chance	6	9
Fast Breaks	14	25
Bench	19	30

Period by Period Scoring	1st	2nd	3rd	4th	TOT
SYR	16	15	20	17	68
GT	16	28	21	20	85

16

Virginia Tech

No. 13 Georgia Tech

Jan. 9, 2025 | McCamish Pavilion (Atlanta, Ga.)

105
94

Official Basketball Box Score - Final
Virginia Tech at Georgia Tech
01/09/25 McCamish Pavilion, Atlanta
Georgia Tech vs. Virginia Tech

2024-25 BOX SCORES

17 Louisville

No. 13 Georgia Tech
Jan. 12, 2025 | KFC Yum! Center (Louisville, Ky.)

69
60Official Basketball Box Score - Final
Georgia Tech at Louisville
01/12/25 KFC Yum! Center, Louisville
2024-25 Women's BasketballGame Time: 4:00 PM
Game Duration: 1:55
Attendance: 8,917

Officials: Meadow Overstreet, Michael Price, Sal Esch

Georgia Tech - 60

Record: 15-2 (3-2)

NO. Name	Min	FG	3P	FT	Rebounds	Fouls	TP	AS	TO	ST	Blocks	+/-
		M-A	M-A	M-A	OR DR TOT	PF					BS BA	
0 Zoeshia Smith	F 22:27	4-6	0-0	0-1	0 3 3	2 1 8	1	2	2	0	0	-8
20 Ariadna Termis	C 22:56	1-3	1-2	0-0	1 2 3	0 1 3	3	3	0	0	0	8
5 Tonie Morgan	G 33:32	5-14	1-3	2-4	0 4 4	4 4 13	6	3	0	0	0	-14
22 Ines Noguero	G 28:38	2-4	0-2	0-0	0 6 6	1 0 4	2	2	2	1	0	-7
25 Kara Dunn	G 31:37	6-10	1-1	1-2	3 1 4	4 3 18	0	2	1	0	0	-1
13 Kayla Blackshear	31:11	1-5	0-0	2-2	1 2 3	3 2 4	0	1	1	0	0	-9
1 Chazadi Wright	23:40	3-5	2-3	2-2	0 0 0	2 3 10	0	2	1	0	0	-3
23 Rusne Augustinaite	05:44	0-1	0-1	0-0	0 0 0	0 0 0	0	0	0	0	0	-9
35 Tianna Thompson	00:15	0-0	0-0	0-0	0 0 0	1 0 0	0	0	0	0	0	-2
Team					0 1 1		0	1				
Totals		24-48	5-12	7-11	5 19 24	17 14 60	12	16	7	1	0	-9

Technical Fouls: NONE

Shooting By Period	1st FG%	2nd FG%	3rd FG%	4th FG%
1st FG%	6-15 40.0%			
2nd FG%	1-3 33.3%			
3rd FG%	0-1 0%			
4th FG%	4-10 40.0%			
1st FG%	1-4 25.0%			
2nd FG%	1-2 50%			
3rd FG%	10-16 62.5%			
4th FG%	3-3 100.0%			
1st FG%	3-4 75%			
2nd FG%	4-7 57.1%			
3rd FG%	0-2 0%			
4th FG%	3-4 75%			
GM FG%	24-48 50.0%			
3PT%	5-12 41.7%			
FT%	7-11 63.6%			
Dead Ball Rebounds:	3 0			

Louisville - 69

Record: 12-5 (5-1)

NO. Name	Min	FG	3P	FT	Rebounds	Fouls	TP	AS	TO	ST	Blocks	+/-
		M-A	M-A	M-A	OR DR TOT	PF					BS BA	
2 Nyla Harris	F 21:35	5-5	0-0	1-2	2 4 6	2 2 11	0	1	1	0	0	6
44 Olivia Cochran	F 24:30	4-5	0-0	0-0	1 5 6	2 0 8	1	3	0	0	0	-4
12 Ja'Leah Williams	G 40:00	5-11	1-2	2-4	4 3 7	3 6 13	3	3	3	0	0	9
22 Tajanna Roberts	G 37:53	8-18	0-6	0-1	1 2 3	2 16	1	2	1	0	0	5
30 Jayden Curry	G 35:30	2-7	1-5	3-3	0 2 2	4 8 5	1	1	0	0	1	11
11 Elif Isenbuluglu	14:01	2-2	0-0	0-0	1 0 1	1 2 4	0	2	0	0	0	9
13 Merisash Russell	22:01	2-6	0-3	2-2	3 5 0	3 6 4	2	1	0	0	0	11
0 Izela Arenas	04:30	1-1	1-1	0-0	0 0 0	0 0 3	0	0	1	0	0	-2
Team					0 1 1		0	0				
Totals		29-55	3-17	8-12	11 20 31	14 17 69	14	15	7	0	1	9

Technical Fouls: NONE

Shooting By Period	1st FG%	2nd FG%	3rd FG%	4th FG%
1st FG%	8-15 53.3%			
2nd FG%	1-3 33.3%			
3rd FG%	1-2 50%			
4th FG%	7-10 70.0%			
1st FG%	1-3 33.3%			
2nd FG%	4-7 57.1%			
3rd FG%	9-15 60.0%			
4th FG%	1-5 20.0%			
1st FG%	3-3 100%			
2nd FG%	0-0 0%			
3rd FG%	0-0 0%			
4th FG%	0-0 0%			
GM FG%	29-55 52.7%			
3PT%	3-17 17.6%			
FT%	8-12 66.7%			
Dead Ball Rebounds:	0 0			

	GT	LOU
Biggest lead	5 (1 st 9:11)	18 (3 rd 2:22)
Best Scoring Run	7 (3 rd 0:58)	12 (2 nd 8:32)
Lead Changes	1	
Times Tied	3	
Time with Lead	06:01	31:53

Points from	GT	LOU
Turnovers	9	22
Paint	30	42
Second Chance	4	13
Fast Breaks	4	6
Bench	14	13

Period by Period Scoring	1st	2nd	3rd	4th	TOT
GT	13	10	26	11	60
LOU	18	19	22	10	69

18 No. 3 Notre Dame

No. 17 Georgia Tech
Jan. 16, 2025 | Purcell Pavilion (South Bend, Ind.)

81
66Official Basketball Box Score - Final
Georgia Tech at Notre Dame
01/16/25 Purcell Pavilion at the Joyce Center, Notre Dame
2024-25 Women's BasketballGame Time: 6:00 PM
Game Duration: 1:40
Attendance: 7,796
Officials: Jules Gallen, John Capolino, Kelsey Reynolds

Georgia Tech - 66

Record: 15-3 (3-3)

NO. Name	Min	FG	3P	FT	Rebounds	Fouls	TP	AS	TO	ST	Blocks	+/-
		M-A	M-A	M-A	OR DR TOT	PF					BS BA	
0 Zoeshia Smith	F 28:23	2-7	0-0	1-1	3 0 3	2 1 5	2	1	0	0	0	-21
20 Ariadna Termis	C 24:43	0-4	0-4	1-2	1 5 6	0 2 1	2	1	0	0	0	-7
1 Chazadi Wright	G 37:20	4-14	2-9	0-0	0 0 0	1 0 10	5	1	0	0	1	-12
5 Tonie Morgan	G 31:24	7-15	1-4	2-2	0 4 4	2 1 17	3	1	3	1	0	-17
25 Kara Dunn	G 38:20	8-17	3-7	2-3	2 3 5	2 4 21	1	1	2	0	1	-17
13 Kayla Blackshear	15:45	0-2	0-0	0-0	0 0 0	0 3 0	0	0	2	1	0	-12
22 Ines Noguero	10:13	1-1	0-0	0-0	0 1 1	1 0 2	1	3	4	0	0	6
23 Rusne Augustinaite	09:55	3-8	2-6	0-0	0 0 0	0 0 1	8	1	1	0	0	-3
35 Tianna Thompson	03:57	1-1	0-0	0-0	0 0 0	0 0 0	1	2	0	0	0	8
Team					1 5 6		0	0				
Totals		26-69	8-30	6-8	7 18 25	11 10 66	15	12	10	1	2	-15

Technical Fouls: NONE

Shooting By Period	1st FG%	2nd FG%	3rd FG%	4th FG%
1st FG%	6-19 31.6%			
2nd FG%	2-9 22.2%			
3rd FG%	2-3 66.7%			
4th FG%	6-17 47.1%			
1st FG%	2-4 50.0%			
2nd FG%	2-3 66.7%			
3rd FG%	6-14 42.9%			
4th FG%	2-6 33.3%			
1st FG%	0-0 0%			
2nd FG%	6-19 31.6%			
3rd FG%	2-11 18.2%			
4th FG%	2-2 100%			
GM FG%	26-69 37.7%			
3PT%	8-30 26.7%			
FT%	6-8 75.0%			
Dead Ball Rebounds:	0 0			

Notre Dame - 81

Record: 15-2 (5-6)

NO. Name	Min	FG	3P	FT	Rebounds	Fouls	TP	AS	TO	ST	Blocks	+/-
		M-A	M-A	M-A	OR DR TOT	PF					BS BA	
20 Liatu King	F 32:52	3-10	0-1	0-0	1 11 12	1 1 6	4	4	2	0	0	14
21 Maddy Westfeld	F 30:26	8-11	2-3	2-2	1 4 5	3 2 20	0	2	1	2	0	1
32 Liza Karlen	F 13:51	3-7	0-0	0-2	3 1 4	0 1 6	1	2	0	0	1	3
5 Olivia Miles	G 37:58	6-13	1-3	0-2	0 2 2	0 1 13	5	2	0	0	0	13
11 Sonia Citron	G 40:00	9-13	0-2	3-3	0 6 6	2 4 21	6	4	3	0	0	15
8 Cassandra Prosper	36:10	5-7	3-4	2-2	2 7 9	2 1 15	3	4	1	0	0	11
13 Kate Koval	08:43	0-1	0-0	0-0	1 2 3	2 1 0	2	3	0	0	0	-2
Team					4 5 9		0	0				
Totals		34-62	6-13	7-11	12 38 50	10 11 81	21	21	7	2	1	15

Technical Fouls: NONE

Shooting By Period	1st FG%	2nd FG%	3rd FG%	4th FG%
1st FG%	8-21 38.1%			
2nd FG%	3-4 75.0%			
3rd FG%	2-2 100%			
4th FG%	8-12 66.7%			
1st FG%	2-4 50.0%			
2nd FG%	3-3 100%			
3rd FG%	10-17 58.8%			
4th FG%	2-5 40.0%			
1st FG%	2-4 50.0%			
2nd FG%	6-12 50.0%			
3rd FG%	34-62 54.8%			
4th FG%	6-13 46.2%			
GM FG%	34-62 54.8%			
3PT%	6-13 46.2%			
FT%	7-11 63.6%			
Dead Ball Rebounds:	2 0			

	GT	UND
Biggest lead	0 (1 st 10:00)	19 (4 th 6:41)
Best Scoring Run	8 (2 nd 2:07)	12 (4 th 7:32)
Lead Changes	0	
Times Tied	2	
Time with Lead	00:00	38:53

Points from	GT	UND
Turnovers	22	8
Paint	30	46
Second Chance	5	8
Fast Breaks	10	7
Bench	12	15

Period by Period Scoring	1st	2nd	3rd	4th	TOT
GT	16	20	12	16	66
UND	20	19	22	20	81

19 No. 17 Georgia Tech

Clemson
Jan. 19, 2025 | McCamish Pavilion (Atlanta, Ga.)

89
65Official Basketball Box Score - Final
Clemson at Georgia Tech
01/19/25 McCamish Pavilion, Atlanta
Georgia Tech vs. ClemsonGame Time: 2:00 PM
Game Duration: 1:45
Attendance: 5,366

Officials: Denise Brooks, Tyler Trintite, Ryan Durham

Clemson - 65

Record: 10-9 (3-5)

NO. Name	Min	FG	3P	FT	Rebounds	Fouls	TP	AS	TO	ST	Blocks	+/-
		M-A	M-A	M-A	OR DR TOT	PF					BS BA	
22 Tessa Miller	F 09:25	0-4	0-1	0-0	0 1 1	0 1 0	0	2	0	0	1	-12
32 Raven Thompson	F 20:39	2-4	2-3	3-3	0 2 2	2 1 9	1	3	2	0	0	-14
1 Loyal McQueen	G 36:20	8-17	0-0	2-2	0 1 1	2 3 18	6	1	1	0	1	-23
12 Ma Moore	G 36:57	7-18	0-3	1-1	2 5 7	3 1 15	3	1	3	1	1	-22
4 Addie Porter	G 26:18	0-0	0-0	0-0	0 0 0	4 1 0	0	0	0	0	0	-7
5 Hannah Kohn	17:23	3-8	1-6	0-0	0 1 1	3 0 7	0	2	0	0	0	-18
31 Anya Poole	23:38	5-5	0-0	1-2	0 4 4	1 3 11	1	1	0	2	0	-5
7 Summah Evans	11:38	0-2	0-0	0-0	0 3 3	1 0 0	0	1	0	0	0	-19
11 Maddi Cluse	13:41	2-2	1-1	0-0	2 1 3	5 0 5	1	1	1	0	0	-4
30 Madi Ott	04:02	0-0	0-0	0-0	0 0 0	0 0 0	0	0	0	0	0	-4
Team					0 2 2		0	0				
Totals		27-60	4-14	7-8	4 20 24	21 10 65	12	12	7	3	3	-24

Technical Fouls: NONE

Shooting By Period	1st FG%	2nd FG%	3rd FG%	4th FG%
1st FG%	5-14 35.7%			
2nd FG%	3-3 100%			
3rd FG%	6-15 40.0%			
4th FG%	0-2 0%			
1st FG%	10-15 66.7%			
2nd FG%	3-4 75.0%			
3rd FG%	3-3 100%			
4th FG%	6-16 37.5%			
1st FG%	1-5 20.0%			
2nd FG%	27-60 45.0%			
3rd FG%	4-14 28.6%			
4th FG%	7-8 87.5%			
Dead Ball Rebounds:	1 0			

Georgia Tech - 89

Record: 16-3 (4-3)

2024-25 BOX SCORES

21

No. 14 Duke

No. 18 Georgia Tech
Jan. 26, 2025 | McCamish Pavilion (Atlanta, Ga.)

55
50Official Basketball Box Score - Final
Duke at Georgia Tech
01/26/25 McCamish Pavilion, Atlanta
Georgia Tech vs. DukeGame Time: 2:00 PM
Game Duration: 1:52
Attendance: 4,301

Officials: Eric Brewton, Bryan Brunette, Kristen Bell

Duke - 55

Record: 17-4 (8-1)

NO. Name	Min	FG	3P	FT	Rebounds	Fouls	TP	AS	TO	ST	Blocks	+/-
		M-A	M-A	M-A	OR DR TOT	PF FD					BS BA	
12 Delaney Thomas	F 26:32	6-11	0-0	0-0	5 3 8	2 3	12	2	0	0	2 1	-6
3 Ashlon Jackson	G 29:58	0-8	0-4	4-4	0 1 1	1 3	4	2	2	2	1 1	-1
4 Jaidyn Donovan	G 22:18	2-3	0-0	0-0	1 5 6	0 0	4	3	2	0	1 0	-1
22 Taina Mair	G 31:43	5-11	2-3	0-0	1 2 3	1 2	12	5	1	1	1 0	6
24 Reigan Richardson	G 28:16	2-10	1-3	0-0	1 0 1	3 3	5	2	1	0	1 1	0
5 Oluchi Okanawa	23:47	5-11	0-1	2-2	3 3 6	2 1	12	2	2	1	0 1	7
13 Jordan Wood	03:42	0-1	0-1	0-0	0 0 0	1 0	0	0	0	0	0 0	3
35 Toby Fournier	27:14	3-5	0-0	0-0	0 8 8	0 1	6	0	3	0	0 0	14
2 Vanessa de Jesus	06:30	0-1	0-0	0-0	0 0 0	1 0	0	1	0	0	0 0	3
Team					0 1 1		0					
Totals		23-61	3-12	6-6	11 23 34	11 13	55	17	11	4	6 4	5

Technical Fouls: NONE

Shooting By Period	1st	2nd	3rd	4th	FT	GMFG%
1st FG%	6-16	37.5%				
3PT%	3-6	50.0%				
FT%	2-2	100%				
2nd FG%	6-14	42.9%				
3PT%	0-3	0.0%				
FT%	2-2	100%				
3rd FG%	6-17	35.3%				
3PT%	0-2	0.0%				
FT%	2-2	100%				
4th FG%	5-14	35.7%				
3PT%	0-1	0.0%				
FT%	0-0	0%				
GMFG%	23-61	37.7%				
3PT%	3-12	25.0%				
FT%	6-6	100.0%				
Dead Ball Rebounds:	0, 2					

Georgia Tech - 50

Record: 17-4 (5-4)

NO. Name	Min	FG	3P	FT	Rebounds	Fouls	TP	AS	TO	ST	Blocks	+/-
		M-A	M-A	M-A	OR DR TOT	PF FD					BS BA	
0 Zoeshia Smith	F 37:55	8-13	0-0	0-0	5 8 13	1 1	16	0	1	1	3 4	-4
20 Ariadna Tervis	C 27:19	0-2	0-2	0-0	1 4 5	1 1	0	3	3	0	1 0	2
1 Chazadi Wright	G 28:31	3-9	1-6	1-1	1 1 2	2 2	8	2	1	1	0 0	1
5 Tonie Morgan	G 35:16	3-13	0-2	2-2	0 3 3	3 3	8	5	3	0	1 0	-2
25 Kara Dunn	G 35:32	3-7	0-1	4-6	1 4 5	3 3	10	1	0	1	1 2	-3
3 Dani Carnegie	19:20	1-13	0-0	0-0	0 3 3	1 1	2	3	4	1	0 1	-9
13 Kayla Blackshear	14:23	3-6	0-0	0-0	3 1 4	1 0	6	0	1	0	0 0	-8
35 Tianna Thompson	01:43	0-0	0-0	0-0	0 0 0	1 0	0	0	0	0	0 0	-2
Team					7 3 10		0					
Totals		21-63	1-20	7-9	18 27 45	13 11	50	14	14	4	4 6	-5

Technical Fouls: NONE

Shooting By Period	1st	2nd	3rd	4th	FT	GMFG%
1st FG%	7-17	41.2%				
3PT%	1-5	20.0%				
FT%	3-3	100%				
2nd FG%	4-11	36.4%				
3PT%	0-5	0.0%				
FT%	1-2	50%				
3rd FG%	8-16	50.0%				
3PT%	0-3	0.0%				
FT%	2-2	100%				
4th FG%	2-9	22.2%				
3PT%	0-7	0.0%				
FT%	1-2	50%				
GMFG%	21-63	33.3%				
3PT%	1-20	5.0%				
FT%	7-9	77.8%				
Dead Ball Rebounds:	1, 0					

	DUKE	GT
Biggest lead	6 (4 th 4:02)	6 (1 st 5:55)
Best Scoring Run	11 (2 nd 7:41)	6 (3 rd 8:32)
Lead Changes	5	
Times Tied	7	
Time with Lead	22:29	10:30

	Points from Turnovers	Points from Paint	Second Chance	Fast Breaks	Bench
DUKE	10	9	10	15	8
GT	17	14	14	10	55

Period by Period Scoring					
	1st	2nd	3rd	4th	TOT
DUKE	17	14	14	10	55
GT	18	9	18	5	50

22

No. 20 Georgia Tech

Miami
Feb. 2, 2025 | Watsco Center (Coral Gables, Fla.)

77
66

NCAA

Official Basketball Box Score - Final
Georgia Tech at Miami (FL)
02/02/25 Watsco Center, Coral Gables
2024-25 Women's BasketballGame Time: 2:00 PM
Game Duration: 1:48
Attendance: 2,282

Officials: Bruce Morris, Teresa Stuck, Timothy Bryant

Georgia Tech - 77

Record: 18-4 (5-4)

NO. Name	Min	FG	3P	FT	Rebounds	Fouls	TP	AS	TO	ST	Blocks	+/-
		M-A	M-A	M-A	OR DR TOT	PF FD					BS BA	
0 Zoeshia Smith	F 25:38	8-12	0-0	0-1	2 2 4	1 4	16	4	0	1	2 0	5
20 Ariadna Tervis	C 20:38	0-0	0-0	0-2	1 3 4	1 1	9	1	1	0	0 0	1
1 Chazadi Wright	G 38:07	5-12	3-8	0-0	0 4 4	0 0	13	4	0	0	0 0	12
5 Tonie Morgan	G 35:12	4-9	0-2	4-6	0 5 5	3 5	12	6	2	1	0 0	13
25 Kara Dunn	G 24:42	7-13	2-6	0-0	2 3 5	4 1	16	2	1	0	1 1	10
3 Dani Carnegie	21:45	2-10	0-7	7-8	0 3 3	2 5	11	1	2	0	0 0	3
13 Kayla Blackshear	15:48	0-3	0-0	0-0	1 2 3	0 0	0	0	0	1	0 0	6
23 Rusne Augustinaitis	11:34	2-6	2-6	0-0	0 0 0	0 0	6	0	0	0	0 0	3
22 Ines Noguero	06:38	1-2	0-0	1-1	0 1 1	2 1	3	0	0	0	0 0	2
Team					2 2 4		0					
Totals		29-67	7-20	12-18	8 25 33	13 17	77	18	5	6	3 1	11

Technical Fouls: NONE

Shooting By Period	1st	2nd	3rd	4th	FT	GMFG%
1st FG%	6-20	30.0%				
3PT%	3-14	21.4%				
FT%	1-2	50%				
2nd FG%	6-16	37.5%				
3PT%	1-5	20.0%				
FT%	4-5	80%				
3rd FG%	11-18	61.1%				
3PT%	2-5	40.0%				
FT%	0-0	0%				
4th FG%	6-13	46.2%				
3PT%	1-5	20.0%				
FT%	7-11	63.6%				
GMFG%	29-67	43.3%				
3PT%	7-29	24.1%				
FT%	12-18	66.7%				
Dead Ball Rebounds:	2, 0					

Miami (FL) - 66

Record: 13-9 (3-8)

NO. Name	Min	FG	3P	FT	Rebounds	Fouls	TP	AS	TO	ST	Blocks	+/-
		M-A	M-A	M-A	OR DR TOT	PF FD					BS BA	
44 Cameron Williams	F 30:07	6-13	0-0	0-1	7 9 16	1 1	12	3	3	0	2 2	-5
4 Jasmyne Roberts	G 28:30	9-13	0-4	1-2	1 4 5	3 3	7	1	2	1	0 0	-4
8 Darrione Rogers	G 25:14	3-5	2-3	3-3	1 2 3	2 1	11	2	0	0	0 0	-11
14 Haley Cavinder	G 37:13	11-21	1-5	2-2	0 3 3	3 3	25	2	4	1	0 0	-12
15 Hanna Cavinder	G 36:46	2-5	0-1	0-0	0 5 5	1 1	4	5	3	0	0 0	-14
5 Ahnaya Adams	15:24	0-0	0-0	2-2	1 3 4	4 3	2	0	2	0	0 0	3
21 Natalya Marshall	20:14	1-6	1-2	0-0	2 3 5	2 1	3	1	0	1	1 1	-1
11 Lemyah Hylton	06:33	0-0	0-0	0-0	0 2 2	1 0	0	0	0	0	0 0	-1
Team					0 3 3		2					
Totals		27-64	4-15	8-10	12 34 46	17 13	66	14	16	2	1 3	-11

Technical Fouls: NONE

Shooting By Period	1st	2nd	3rd	4th	FT	GMFG%
1st FG%	7-16	43.8%				
3PT%	1-3	33.3%				
FT%	0-0	0%				
2nd FG%	5-14	35.7%				
3PT%	1-6	16.7%				
FT%	4-5	80%				
3rd FG%	8-19	42.1%				
3PT%	1-1	100.0%				
FT%	4-4	100%				
4th FG%	7-15	46.7%				
3PT%	1-5	20.0%				
FT%	0-1	0%				
GMFG%	27-64	42.2%				
3PT%	4-15	26.7%				
FT%	8-10	80.0%				
Dead Ball Rebounds:	2, 0					

	GTU	MIA	Points from Turnovers	Points from Paint	Second Chance	Fast Breaks	Bench
Biggest lead	13 (3 rd 6:02)	7 (1 st 8:07)	15	2			
Best Scoring Run	10 (3 rd 6:02)	7 (1 st 8:07)	34	38			
Lead Changes	1		12	14			
Times Tied	5		2	7			
Time with Lead	27:49	06:22	20	5			

23

No. 17 Georgia Tech

SMU
Feb. 6, 2025 | McCamish Pavilion (Atlanta, Ga.)

70
69Official Basketball Box Score - Final
SMU at Georgia Tech
02/06/25 McCamish Pavilion, Atlanta
Georgia Tech vs. SMUGame Time: 7:00 PM
Game Duration: 1:42
Attendance: 1,442

Officials: Fatou Osooko-Stephens, Ashley Glass, Ne Cappel

SMU - 69

Record: 10-14 (2-10)

NO. Name	Min	FG	3P	FT	Rebounds	Fouls	TP	AS	TO	ST	Blocks	+/-
		M-A	M-A	M-A	OR DR TOT	PF FD					BS BA	
35 Jessica Peterson	C 28:12	6-12	0-0	0-0	6 9 15	1 0	12	1	3	0	0 1	-6
1 Zana Jones	G 34:25	5-9	1-3	1-2	0 2 2	3 1	12	5	3	0	0 0	-6
2 TK Pitts	G 30:28	6-10	0-1	7-8	1 6 7	5 5	19	2	1	3	0 0	0
3 Nya Robertson	G 33:03	5-22	1-6	1-4	5 1 6	3 3	12	3	3	1	0 2	1
4 Kayisia Woods	G 38:50	4-10	3-7	0-0	3 1 4	1 1	11	3	0	0	0 1	2
24 Donavia Hall	20:27	1-3	1-2	0-0	0 1 1	2 1	3	2	1	1	0 0	-5
13 Sandra Magolico	11:48	0-1	0-0	0-0	0 4 4	2 1	0	1	2	0	1 0	5
22 Kylie Marshall	02:47	0-1	0-1	0-0	0 0 0	0 0	0	0	0	0	0 0	-3
Team					2 2 4		0					
Totals		27-68	6-20	9-14	17 26 43	17 12	69	17	14	5	1 4	-1

Technical Fouls: NONE

Shooting By Period			
1st FG%	7-15	46.7	
3PT%	3-7	42.9	
FT%	1-2	50	
2nd FG%	4-19	21.1	
3PT%	1-5	20.0	
FT%	1-2	50	
3rd FG%	11-18	61.1	
3PT%	1-3	33.3	
FT%	3-3	100	
4th FG%	5-16	31.3	
3PT%	1-5	20.0	
FT%	4-7	57.1	
GM FG%	27-68	39.7	
3PT%	6-20	30.0	
FT%	9-14	64.3	

2024-25 BOX SCORES

25

Clemson

No. 19 Georgia Tech

Feb. 13, 2025 | Littlejohn Coliseum (Clemson, S.C.)

68
61Official Basketball Box Score - Final
Georgia Tech at Clemson
02/13/25 Littlejohn Coliseum, Clemson
2024-25 Women's BasketballGame Time: 7:00 PM
Game Duration: 1:51
Attendance: 1,452

Officials: Joseph Vaszily, Angelica Suffren, Ed Sidlasky

Georgia Tech - 61

Record: 20-5 (8-5)

NO. Name		Min	FG	3P	FT	Rebounds	Fouls	TP	AS	TO	ST	Blocks	BS	B/A
			M	A	M	OR	DR	T						
0 Zoeha Smith	F	29:11	3-8	0-0	0-0	4	8	12	3	0	6	1	1	1
20 Ariadna Termis	C	16:39	1-3	0-2	0-0	0	1	1	2	0	0	0	1	0
1 Chazadi Wright	G	25:19	2-13	2-10	1-2	1	0	1	1	0	7	1	2	0
5 Tonie Morgan	G	35:24	5-10	0-1	1-1	2	3	5	3	4	11	6	2	2
25 Kara Dunn	G	35:21	6-14	4-9	2-2	2	3	5	3	2	18	0	2	2
13 Kayla Blackshear		27:21	4-6	0-0	3-4	2	2	4	3	2	11	2	2	1
3 Dani Carnegie		18:41	2-9	2-9	0-0	0	3	3	0	0	6	1	1	1
23 Rusne Augustinaite		09:48	0-4	0-3	0-0	0	0	0	0	1	0	0	0	0
32 D'Asia Thomas-Harris		02:17	0-0	0-0	0-0	0	0	0	0	0	0	1	0	0
Team						2	3	5		0	0	0		
Totals		23:67	8-34	7-9	13	23	36	15	9	61	11	11	7	2

Technical Fouls: NONE

Shooting By Period	1st FG%	2nd FG%	3rd FG%	4th FG%	GM FG%
1st FG%	5-14 35.7%				
2nd FG%		6-16 37.5%			
3rd FG%			5-17 29.4%		
4th FG%				7-20 35.0%	
GM FG%	23-67 34.3%				

Dead Ball Rebounds: 2.1

Clemson - 68

Record: 12-13 (5-9)

NO. Name		Min	FG	3P	FT	Rebounds	Fouls	TP	AS	TO	ST	Blocks	BS	a/-		
			MA	MA	MA	OR	DR	OT								
7 Summah Evans	F	14:43	2-5	1-2	0-0	1	1	2	1	0	5	0	0	0	1	0
22 Tessa Miller	F	34:13	8-11	0-0	2-2	1	7	8	1	3	18	2	2	0	1	8
1 Loyal McQueen	G	24:15	3-7	0-0	2-3	0	2	2	0	3	8	6	6	0	0	-8
5 Hannah Kohn	G	37:33	4-11	4-10	1-1	1	4	5	0	1	13	0	0	1	0	-13
11 Maddi Cluse	G	32:44	5-8	4-5	0-0	1	5	6	1	1	14	2	1	1	0	-12
14 Addie Porter		29:54	0-3	0-1	1-4	0	2	2	2	4	1	3	1	1	0	-9
12 Mia Moore		12:33	2-4	0-0	1-2	0	3	3	2	1	5	4	1	1	0	-2
31 Anya Poole		05:47	1-1	0-0	0-0	0	1	1	2	1	2	0	3	0	0	-1
32 Raven Thompson		08:18	1-2	0-1	0-0	0	1	1	0	1	2	1	0	0	0	-6
Team						2	5	7		0		2				
Totals		26:52	9-20	7-12	6	31	37	9	15	68	18	16	4	1	2	7

Technical Fouls: NONE

Shooting By Period	1st FG%	2nd FG%	3rd FG%	4th FG%	GM FG%
1st FG%	6-14 42.9%				
2nd FG%		9-11 81.8%			
3rd FG%			7-17 41.2%		
4th FG%				4-10 40.0%	
GM FG%	26-52 50.0%				

Dead Ball Rebounds: 1.0

Biggest lead	6 (1 st 9:22)	15 (3 rd 9:08)
Best Scoring Run	6 (1 st 8:22)	9 (1 st 4:30)
Lead Changes	3	
Times Tied	0	
Time with Lead	05:10	34:44

Points from Turnovers	9	9
Paint	24	26
Second Chance	14	0
Fast Breaks	5	3
Bench	17	10

Period by Period Scoring	1st	2nd	3rd	4th	TOT
Georgia Tech	12	14	19	16	61
Tigers	14	23	17	14	68

26

No. 19 Georgia Tech

Wake Forest

Feb. 16, 2025 | McCamish Pavilion (Atlanta, Ga.)

73
62Official Basketball Box Score - Final
Wake Forest at Georgia Tech
02/16/25 McCamish Pavilion, Atlanta
Georgia Tech vs. Wake ForestGame Time: 12:00 PM
Game Duration: 1:49
Attendance: 2,568

Officials: Ashley Glass, Chuck Gonzalez, Lash Lurie

Wake Forest - 62

Record: 8-17 (1-13)

NO.	Name		Min	FG	3P	FT	MA	Re	DR	TOT	Fouls	TP	AS	TO	ST	Blocks	BS	+/-	
5	Malaya Cowles	F	31:06	4-5	0-0	1-1	2	5	7	1	2	8	1	1	0	1	0	-4	
25	Demeara Hinds	F	29:57	5-9	0-0	2-2	4	3	7	2	3	12	1	3	1	0	1	-14	
2	Aurora Sarbye	G	25:14	1-5	0-3	1-1	0	2	2	2	1	3	3	1	0	0	0	-5	
11	Raegen Conley	G	32:10	5-9	2-4	0-0	1	7	8	2	0	12	1	4	0	1	0	-10	
14	Rylee Theuerkauf	G	37:07	9-16	2-7	0-0	1	1	2	3	1	20	3	6	0	0	1	-13	
22	Madisyn Jordan		10:35	0-2	0-1	0-0	0	2	2	2	1	0	0	0	0	0	0	-6	
10	Tarnia Jones		26:28	3-9	1-3	0-0	0	2	2	1	3	7	7	1	3	0	0	-9	
15	Kennedy Moore		07:23	0-1	0-0	0-0	0	3	3	3	1	0	2	0	0	0	0	-6	
Team							0	2	2		0		4						
Totals					27-56	5-18	3-4	8	27	35	14	11	62	18	22	5	2	2	-11
Technical Fouls: NONE																			

Technical Fouls: NONE

Shooting By Period	1st FG%	2nd FG%	3rd FG%	4th FG%	GM FG%
1st FG%	6-11 54.5%				
2nd FG%		6-16 37.5%			
3rd FG%			9-12 75.0%		
4th FG%				0-0 0.0%	
GM FG%	27-56 48.2%				

Dead Ball Rebounds: 3.1

Georgia Tech - 73

Record: 21-5 (9-5)

NO. Name		Min	FG	3P	FT	Rebounds	Fouls	TP	AS	TO	ST	Blocks	BS	+/-			
0 Zoesha Smith	F	25:05	1-7	0-0	0-0	3	4	7	1	0	2	3	0	2	0	1	11
13 Kayla Blackshear	F	40:10	5-10	0-0	1-2	4	4	8	4	2	11	5	0	1	1	0	11
5 Tonie Morgan	G	29:02	6-13	0-1	2-2	2	1	3	2	4	14	6	1	2	0	1	12
22 Ines Noguero	G	23:04	3-7	1-4	0-0	5	5	1	4	2	7	4	1	1	0	4	
25 Kara Dunn	G	37:30	8-14	4-7	2-3	1	2	3	0	4	22	1	5	0	0	8	
20 Ariadna Termis		05:36	0-0	0-0	0-0	0	0	0	0	0	0	0	0	0	0	0	
3 Dani Carnegie		20:20	6-13	1-7	1-2	0	0	0	0	2	14	2	0	1	0	0	7
1 Chazadi Wright		16:05	1-3	1-2	0-0	1	0	1	0	1	3	2	1	0	0	0	1
32 D'Asia Thomas-Harris		02:20	0-0	0-0	0-0	0	0	0	1	0	0	1	0	0	0	0	-3
35 Tianna Thompson		00:58	0-0	0-0	0-0	0	0	0	1	0	0	2	0	0	0	0	-2
Team						0	3	3		0		1					
Totals			30-67	7-21	5-9	11	19	30	11	14	73	23	8	15	2	2	11

Technical Fouls: NONE

Shooting By Period	1st FG%	2nd FG%	3rd FG%	4th FG%	GM FG%
1st FG%	10-18 55.6%				
2nd FG%		5-13 38.5%			
3rd FG%			6-22 27.3%		
4th FG%				4-9 44.4%	
GM FG%	30-67 44.8%				

Dead Ball Rebounds: 1.0

Biggest lead	1 (4 th 8:49)	15 (2 nd 7:10)
Best Scoring Run	8 (3 rd 8:33)	10 (2 nd 9:41)
Lead Changes	2	
Times Tied	2	
Time with Lead	00:18	38:56

Points from Turnovers	9	18
Paint	34	32
Second Chance	6	6
Fast Breaks	0	6
Bench	7	17

Period by Period Scoring	1st	2nd	3rd	4th	TOT
Wake Forest	13	15	20	14	62
Georgia Tech	24	13	13	23	73

27

No. 13 NC State

No. 20 Georgia Tech

Feb. 20, 2025 | McCamish Pavilion (Atlanta, Ga.)

83
68Official Basketball Box Score - Final
NC State at Georgia Tech
02/20/25 McCamish Pavilion, Atlanta
Georgia Tech vs. NC StateGame Time: 7:00 PM
Game Duration: 1:37
Attendance: 2,658

Officials: Bruce Morris, Brandon Entlerke, Krystle Apolenz

NC State - 83

Record: 21-5 (13-2)

NO. Name	Min	FG	3P	FT	Rebounds	Fouls	TP	AS	TO	ST	Blocks	BS	+/-			
18 Tilda Trygger	F 33:10	2-4	0-0	4-4	4	3	7	1	4	8	0	2	0	2	1	14
0 Aziahia James	G 29:13	7-11	3-6	0-2	0	2	2	0	2	17	3	1	1	0	0	7
21 Madison Hayes	G 40:00	5-11	4-7	0-0	2	4	6	0	0	14	3	0	1	0	1	15
22 Saniya Rivers	G 35:49	7-14	0-2	2-2	0	7	7	1	2	16	8	3	2	1	0	16
35 Zoe Brooks	G 32:16	7-15	0-2	3-3	1	4	5	1	4	17	2	3	2	1	0	0
1 Lorena Awou	06:50	1-1	0-0	0-0	0	2	2	0	0	2	0	0	0	1	0	1
3 Zamareya Jones	15:33	3-4	1-2	0-0	0	0	0	2	0	7	2	4	0	0	0	11
0 Devyn Quigley	07:09	1-2	0-1	0-0	0	1	1	1	1	2	0	0	0	0	0	11
Team					3	4	7		0							

Technical Fouls: NONE

Shooting By Period	1st FG%	2nd FG%	3rd FG%	4th FG%	GM FG%
1st FG%	9-18 50.0%				
2nd FG%		9-17 52.9%			
3rd FG%			2-5 40.0%		
4th FG%				7-9 77.8%	
GM FG%	33-62 53.2%				

Dead Ball Rebounds: 2.0

Georgia Tech - 68

Record: 21-6 (9-6)

NO. Name	Min	FG	3P	FT	Rebounds	Fouls	TP	AS	TO	ST	Blocks	BS	BA	+/-		
					OR	DR	OT									
0 Zoeshia Smith	F 37:03	4-11	0-0	1-2	5	2	7	2	1	9	3	1	0	1	-8	
13 Kayla Blackshear	F 31:26	5-11	0-0	1-2	3	6	9	2	2	10	2	0	1	1	1	-3
5 Tonie Morgan	G 34:45	7-14	1-3	2-2	0	5	5	3	2	17	6	2	1	0	0	-12
22 Ines Noguero	G 21:03	1-3	1-3	0-0	1	0	1	2	0	3	3	2	1	0	0	8
25 Kara Dunn	G 37:21	5-11	1-3	0-0	2	2	4	1	1	11	0	1	1	0	1	-13
3 Dani Carnegie	21:36	6-18	4-10	0-0	2	1	3	3	0	16	3	2	1	0	0	-23
1 Chazadi Wright	08:12	0-1	0-0	0-0	0	0	0	0	0	0	1	1	1	0	0	-10
20 Ariadna Termis	08:34	1-4	0-2	0-0	0	1	1	0	0	2	1	0	0	0	0	-8
Team					3	2	5		0		0					
Totals		29-73	7-22	3-4	16	19	35	13	6	68	19	7	7	3	4	-15

2024-25 BOX SCORES

29

California

Georgia Tech

Feb. 27, 2025 | Haas Pavilion (Berkeley, Calif.)

79
65

Official Basketball Box Score - Final
Georgia Tech at California
02/27/25 Haas Pavilion, Berkeley
2024-25 Women's Basketball California vs Georgia Tech

Game Time: 7:00 PM
Game Duration: 1:46
Attendance: 1,533

Officials: My Forsberg, Yen Neeh, Chuck Gorkoz

Georgia Tech - 65															
Record: 21-8 (9-8)															
NO. Name	Min	FG	3P	FT	Rebounds	Fouls	TP	AS	TO	ST	Blocks	+/			
		M-A	M-A	M-A	OR	DR	FF	PF	FD		BS	BA			
0 Zoeshia Smith	F 13:55	2-4	0-0	0-0	2	1	3	2	1	4	0	0	-2		
13 Kayla Blackshear	F 30:54	3-6	0-0	0-0	4	2	6	4	0	6	0	1	3	1	-15
5 Tonie Morgan	G 27:35	6-10	0-0	1-2	1	0	1	1	1	13	4	2	0	0	-9
22 Ines Noguero	G 20:30	2-2	0-0	0-0	0	2	2	1	0	6	0	4	0	0	-2
25 Kara Dunn	G 37:39	5-10	2-3	6-6	1	5	6	2	6	18	3	2	2	0	-12
1 Chazadi Wright	13:27	1-5	0-2	0-0	0	1	1	0	2	2	2	0	0	0	-6
3 Dani Carnegie	13:00	1-7	0-2	1-1	0	0	0	2	1	3	3	0	1	0	-15
20 Ariadna Termis	05:55	0-1	0-0	0-0	0	1	1	0	0	0	0	0	0	0	-9
35 Tianna Thompson	16:17	4-8	2-4	1-1	0	1	1	0	1	11	0	1	2	0	-2
23 Rusne Augustinate	13:19	0-7	0-5	0-0	0	0	0	0	0	0	0	0	0	0	-2
32 D'Asia Thomas-Harris	06:08	1-1	0-0	0-0	0	1	1	2	0	2	0	0	0	0	-4
27 Gabbie Grooms	01:21	0-0	0-0	0-0	0	0	0	0	0	0	0	0	0	0	-4
Team					1	2	3								
Totals		25-61	6-18	9-10	9	26	15	14	12	65	12	11	8	1	-14
													Shooting By Period		
													1 st FG% 14. 28.6%		
													2 nd FG% 14. 25.0%		
													3 rd FG% 6.17 35.0%		
													4 th FG% 15. 20.0%		
													FT% 4.4 33.3%		
													3 rd FT% 8.15 33.3%		
													3 rd FT% 6.67 66.7%		
													FT% 3.3 100%		
													4 th FT% 7.15 46.7%		
													3 rd FT% 2.6 33.3%		
													3 rd FT% 2.3 33.3%		
													GMFO% 25.61 41.0%		
													3 rd FT% 6.18 33.3%		
													3 rd FT% 9.10 90.0%		

Technical Fouls: NONE

Dead Ball Rebounds: 1,0

California - 79				Record: 23-2 (11-6)										Performance Period			
NO. Name		Min	FG	3P	FT	Rebounds	Fouls	TP	AS	TO	ST	Blocks	+/	Shooting By Period			
			M-A	M-A	M-A	OR	DR	FF	PF	FD		BS	BA	1P	2P		
0	Ugonne Onyiah	F 33:37	11-16	0-0	2-2	3	7	10	2	3	24	1	2	0	0	12	
7	Marta Suarez	F 29:34	3-7	1-2	1-2	1	7	8	3	1	8	4	3	0	0	17	
4	Kayla Williams	G 24:10	3-7	1-5	0-0	1	1	2	0	2	7	0	3	2	0	4	
10	Lulu Twissie	G 36:14	5-12	2-7	5-5	0	1	1	0	3	17	6	2	1	0	20	
21	Isanna Kimili	G 36:09	5-8	0-0	0-0	0	2	2	2	1	15	3	1	1	0	17	
2	Jayda Noble	18:30	1-2	0-1	1-1	1	2	3	1	3	3	4	2	2	0	15	
33	Gabrielle Abigor	05:39	1-2	0-0	1-2	1	1	2	1	1	3	0	1	0	0	6	
5	Lola Domez	04:14	0-0	0-0	0-0	0	1	1	2	0	0	0	0	0	0	-4	
12	Gisella Maul	05:25	0-0	0-0	0-0	0	0	0	1	0	0	1	1	0	0	-5	
3	Zahra King	01:52	0-0	0-0	0-0	0	2	2	0	0	0	0	0	0	0	-4	
23	Anastasia Drosouni	01:52	1-2	0-1	0-0	0	0	0	0	0	2	0	0	0	0	-4	
14	Kamryn Mafua	00:44	0-0	0-0	0-0	0	0	0	0	0	0	0	0	0	0	-4	
Team						2	3	5			0	1					
Totals			30-56	9-24	10-12	9	27	36	12	14	79	19	16	6	0	14	

Technical Fouls: NONE

Dead Ball Rebounds: 3,0

Biggest lead		GAT	CAL
2 (1 st 6:41)		21 (4 th 7:57)	
Best Scoring Run		6 (4 th 0:05)	12 (1 st 0:47)
Lead Changes		2	
Times Tied		2	
Time with Lead		01:08	37:18

Points from Turnovers

GAT 9 17 21 18 65

Period by Period Scoring

CAL 23 17 23 16 79

30

Stanford

Georgia Tech

March 2, 2025 | Maples Pavilion (Stanford, Calif.)

87
82

Official Basketball Box Score - Final
Georgia Tech at Stanford
03/02/25 Maples Pavilion, Stanford
2024-25 Women's Basketball

Game Time: 1:00 PM
Game Duration: 1:53
Attendance: 4,400

Officials: Michael Price, Meadow Overstreet, Saf Esht

Georgia Tech - 82																		
Record: 21-9 (9-9)																		
NO. Name	Min	FG		3P		FT		Rebounds		Fouls		TP	AS	TO	ST	Blocks	BA	+/
		M	A	M	A	M	A	OR	DR	FF	PF							
0 Zoeshia Smith	F 23:19	2-5	0-0	3-4	3	0	3	2	7	0	2	0	1	0	0	0	0	0
13 Kayla Blackshear	F 24:12	3-4	0-0	0-0	3	4	7	2	0	6	1	1	1	0	8			
1 Chazadi Wright	G 39:20	4-8	3-5	2-2	1	6	7	2	13	4	1	2	0	0	-3			
5 Tonie Morgan	G 32:08	12-20	1-2	6-7	1	1	2	4	9	31	6	3	1	0	0	0	0	0
25 Kara Dunn	G 33:29	5-16	1-8	0-0	0	3	3	2	0	11	1	3	2	0	0	0	0	0
35 Tianna Thompson	06:54	0-1	0-0	0-0	1	1	2	2	0	0	0	0	0	0	0	0	0	-5
23 Rusne Augustinate	28:56	5-11	4-9	0-0	1	1	2	2	0	14	0	0	0	0	1	-8		
20 Ariadna Termis	11:42	0-2	0-2	0-0	1	2	3	1	0	0	2	0	0	0	0	0	0	-8
Team					1	2	3			0	2							
Totals		31-67	9-26	11-13	12	20	32	17	12	82	14	12	6	1	1	-5		
Shooting By Period																		
1 st FG 2-3 15.4%																		
FT 2-3 42.9%																		
2 nd FG 11-19 57.9%																		
3 rd 5-10 50.0%																		
4 th FG 11-18 61.1%																		
3 rd FT 3-7 42.9%																		
FT 1-1 50.0%																		
4 th FT 1-1 50.0%																		

Technical Fouls: NONE

Dead Ball Rebounds: 2,0

Stanford - 87													Shooting By Period				
Record: 16-13 (8-10)																	
NO. Name	Min	FG	3P	FT	Rebounds	Fouls	TP	AS	TO	ST	Blocks	+/	1st	FG	3P	FT	
		M-A	M-A	M-A	OR	DR	FF	PF	FD		BS	BA					
22 Mary Ashley Stevenson	F 25:58	7-9	0-0	3-3	0	5	5	2	2	17	3	2	0	0	11	39.2%	33.3%
6 Shay Janyoye	G 28:31	3-4	0-0	0-0	0	3	3	4	2	6	2	1	0	0	12	75.0%	100%
13 Chloe Clardy	G 40:00	5-9	0-2	2-2	0	2	2	1	4	12	3	2	0	1	0	69.2%	100%
20 Elena Bosgana	G 27:56	6-12	2-7	5-6	1	5	6	0	3	19	3	1	1	0	0	33.3%	100%
21 Brooke Demetre	G 24:01	4-9	2-4	0-0	1	1	2	3	3	10	3	4	0	0	0	44.4%	100%
40 Courtney Ogden	29:01	7-10	0-0	2-2	0	4	4	1	1	16	3	0	1	0	0	70.0%	100%
34 Tess Heel	20:38	3-3	1-1	0-2	0	1	1	1	2	7	1	0	1	0	0	100%	100%
32 Zanyia Harriel	02:55	0-1	0-1	0-0	0	0	0	0	0	0	0	0	0	0	0	33.3%	100%
Team					1	3	4			0	0					46.2%	100%
Totals		35-57	5-15	12-15	3	24	27	12	17	87	18	10	3	1	-5		

Technical Fouls: NONE

Dead Ball Rebounds: 2,0

Biggest lead		GT	STAN
2 (4 th 6:21)		15 (3 rd 5:43)	
Best Scoring Run		11 (4 th 6:21)	10 (3 rd 7:37)
Lead Changes		4	
Times Tied		2	
Time with Lead		00:36	36:51

Points from Turnovers

GT 12 13

Period by Period Scoring

STAN 10 29 26 17 82

Fast Breaks

GT 10 29 26 17 82

Bench

STAN 23 23 26 15 87

Second Chance

GT 14 2

Paint

STAN 30 52

Turnovers

GT 12 13

Fast Breaks

STAN 14 23

Bench

STAN 23 23 26 15 87

Second Chance

GT 14 2

Paint

STAN 30 52

Turnovers

GT 12 13

Fast Breaks

STAN 14 23

Bench

STAN 23 23 26 15 87

Second Chance

GT 14 2

Paint

STAN 30 52

Turnovers

GT 12 13

Fast Breaks

STAN 14 23

Bench

STAN 23 23 26 15 87

Second Chance

GT 14 2

Paint

STAN 30 52

Turnovers

GT 12 13

Fast Breaks

STAN 14 23

Bench

STAN 23 23 26 15 87

Second Chance

GT 14 2

Paint

STAN 30 52

Turnovers

GT 12 13

Fast Breaks

STAN 14 23

Bench

STAN 23 23 26 15 87

Second Chance

GT 14 2

Paint

STAN 30 52

Turnovers

GT 12 13

Fast Breaks

STAN 14 23

Bench

STAN 23 23 26 15 87

Second Chance

GT 14 2

Paint

STAN 30 52

Turnovers

GT 12 13

Fast Breaks

STAN 14 23

Bench

STAN 23 23 26 15 87

Second Chance

GT 14 2

Paint

STAN 30 52

Turnovers

GT 12 13

Fast Breaks

2024-25 BOX SCORES

33


Richmond

Georgia Tech

March 21, 2025 | Pauley Pavilion (Los Angeles, Calif.)

74

49

		Official Basketball Box Score - Final										Game Time: 4:30 PM													
		Georgia Tech at Richmond										Game Duration: 1:53													
		03/21/25 Pauley Pavilion, Los Angeles																							
		2024-25 Women's Basketball																							
		Officials: Joseph Vasczly, Achille Goode, Jeffrey Smith																							
Georgia Tech - 49																									
Record: 22-11																									
NO.	Name	Min	FG	3P	FT	Rebounds	Fouls	TP	AS	TO	ST	Blocks	+/-												
			M-A	M-A	M-A	OR DR TOT	PF FD					BS BA													
0	Zoesha Smith	F 14:12	2-4	0-0	0-0	1 1 2	3 0 4	1	2	0	0	0	-13												
13	Kayla Blackshear	F 34:14	3-10	0-0	0-2	6 3 9	2 3 6	0	1	2	1	2	-17												
1	Chazadi Wright	G 33:07	2-7	0-3	0-0	1 2 3	1 0 4	2	0	0	0	0	-14												
5	Tonie Morgan	G 28:52	5-10	1-3	1-3	1 6 7	3 2 12	5	3	1	1	0	-19												
25	Kara Dunn	G 36:53	2-11	0-4	2-2	3 1 4	2 3 6	1	0	1	0	0	-27												
20	Ariadna Termis	04:43	0-1	0-1	0-0	0 1 1	0 0 0	0	0	0	0	0	-9												
3	Dani Carnegie	19:11	2-10	2-6	1-2	1 1 2	2 2 7	3	1	0	0	0	-19												
22	Ines Noguero	19:50	3-8	1-5	0-0	0 1 1	1 0 7	2	1	2	0	0	-4												
35	Tianna Thompson	06:52	1-1	0-0	0-0	0 0 0	0 0 2	0	0	0	0	0	-5												
23	Rusne Augustinalte	01:03	0-1	0-1	0-0	0 0 0	0 0 0	0	0	0	0	0	1												
32	D'Asia Thomas-Harris	01:03	0-0	0-0	1-2	0 1 1	0 1 1	0	0	0	0	0	1												
Team						0 3 3		0	1																
Totals			20-63	4-23	5-11	13 20 33	14 11 49	14	9	6	2	2	-25												
Technical Fouls:Morgan 3 rd 0:33																									
Dead Ball Rebounds: 6, 0																									
Shooting By Period																									
		1 st		FG%		3-15		20.0%		3PT%		1-4		25.0%											

2024-25 SEASON RESULTS



2024-25 Georgia Tech Women's Basketball Combined Team Statistics All games

Page 1/1
as of Mar 22, 2025

Game Records

Record	Overall	Home	Away	Neutral
ALL GAMES	22-11	14-4	5-5	3-2
CONFERENCE	9-9	5-4	4-5	0-0
NON-CONFERENCE	13-2	9-0	1-0	3-2

Score by Periods

Team	1st	2nd	3rd	4th	OT	TOT
Georgia Tech	623	599	659	615	14	2510
Opponents	500	467	605	536	25	2133

Team Box Score

No.	Player				Total		3-Point		F-Throw		Rebounds													
		GP-GS	MIN	AVG	FG-FGA	FG%	3FG-3FGA	3FG%	FT-FTA	FT%	OFF	DEF	TOT	AVG	PF	DQ	A	TO	BLK	STL	PTS	AVG		
25	DUNN, Kara	33-33	1057:54	32.1	183-371	.493	52-147	.354	93-116	.802	82	111	193	5.8	69	0	40	48	4	42	511	15.5		
5	MORGAN, Tonie	33-33	962:43	29.2	180-368	.489	15-61	.246	77-107	.720	37	111	148	4.5	61	0	184	76	13	34	452	13.7		
3	CARNEGIE, Dani	29-0	587:51	20.3	132-345	.383	66-197	.335	44-56	.786	28	103	131	4.5	33	0	56	49	0	25	374	12.9		
0	SMITH, Zoeshia	32-32	767:00	24.0	102-235	.434	0-7	.000	32-47	.681	73	115	188	5.9	67	0	42	31	16	27	236	7.4		
1	WRIGHT, Chazadi	33-12	834:51	25.3	82-221	.371	43-133	.323	31-35	.886	21	51	72	2.2	36	0	86	39	3	33	238	7.2		
13	BLACKSHEAR, Kayla	33-10	778:46	23.6	86-180	.478	1-3	.333	26-36	.722	86	99	185	5.6	70	0	37	41	14	27	199	6.0		
23	AUGUSTINAITE, Rusne	26-0	300:49	11.6	51-144	.354	31-102	.304	3-4	.750	1	26	27	1.0	21	0	7	14	2	1	136	5.2		
22	NOGUERO, Ines	27-21	423:34	15.7	48-113	.425	16-64	.250	9-12	.750	8	60	68	2.5	33	0	53	33	12	39	121	4.5		
35	THOMPSON, Tianna	21-0	188:07	9.0	31-58	.534	10-24	.417	12-19	.632	4	16	20	1.0	20	1	7	12	0	10	84	4.0		
20	TERMIS, Ariadna	32-24	649:14	20.3	52-122	.426	20-66	.303	3-8	.375	24	92	116	3.6	35	0	62	26	16	12	127	4.0		
27	GROOMS, Gabbie	11-0	70:29	6.4	8-23	.348	4-11	.364	3-4	.750	4	5	9	0.8	5	0	3	7	0	1	23	2.1		
32	THOMAS-HARRIS, D'Asia	5-0	28:43	5.7	4-5	.800	0-0	.000	1-2	.500	1	5	6	1.2	6	0	2	2	1	2	9	1.8		
Team											53	73	126					14						
Total		33	6650		959-2185	.439	258-815	.317	334-446	.749	422	867	1289	39.1	456	1	579	392	81	253	2510	76.1		
Opponents		33	6648		841-2001	.420	171-578	.296	278-377	.737	318	818	1136	34.4	449	6	446	501	78	187	2133	64.6		

Team Statistics

	GATECH	OPP
Scoring	2510	2133
Points per game	76.1	64.6
Scoring margin	+11.4	-
Field goals-att	959-2185	841-2001
Field goal pct	.439	.420
3 point fg-att	258-815	171-578
3-point FG pct	.317	.296
3-pt FG made per game	7.8	5.2
Free throws-att	334-446	278-377
Free throw pct	.749	.737
F-Throws made per game	10.1	8.4
Rebounds	1289	1136
Rebounds per game	39.1	34.4
Rebounding margin	+4.6	-
Assists	579	446
Assists per game	17.5	13.5
Turnovers	392	501
Turnovers per game	11.9	15.2
Turnover margin	+3.3	-
Assist/turnover ratio	1.5	0.9
Steals	253	187
Steals per game	7.7	5.7
Blocks	81	78
Blocks per game	2.5	2.4
Winning streak	0	-
Home win streak	0	-
Attendance	43095	34823
Home games-Avg/Game	18-2394	10-3482
Neutral site-Avg/Game	-	5-5969

Team Results

Date	Opponent		Score	Att.
11/04/2024	Winthrop	W	85-39	3611
11/08/2024	Georgia St.	W	67-47	1437
11/14/2024	West Ga.	W	88-53	1147
11/17/2024	Georgia	W	83-67	2551
11/23/2024	vs South Dakota St.	W	71-57	425
11/25/2024	vs Oregon	W	74-58	1800
12/01/2024	Florida A&M	W	98-56	1468
12/04/2024	Mississippi St.	W	78-75	1514
12/08/2024	at Mercer	W	78-42	519
12/11/2024	ULM	W	97-37	1075
12/15/2024	at North Carolina	W	82-76	2381
12/18/2024	Rice	W	88-57	1212
12/21/2024	Nebraska	W	72-61	1971
12/29/2024	Pittsburgh	W	100-61	2151
01/02/2025	Syracuse	W	85-68	2076
01/09/2025	Virginia Tech	Lot2	94-105	1518
01/12/2025	at Louisville	L	60-69	8917
01/16/2025	at Notre Dame	L	66-81	7786
01/19/2025	Clemson	W	89-65	6386
01/23/2025	at Virginia	W	75-62	4022
01/26/2025	Duke	L	50-55	4301
02/02/2025	at Miami (FL)	W	77-66	2292
02/06/2025	SMU	W	70-69	1442
02/09/2025	at Boston College	W	71-51	1121
02/13/2025	at Clemson	L	61-68	1452
02/16/2025	Wake Forest	W	73-62	2568
02/20/2025	NC State	L	68-83	2858
02/23/2025	Florida St.	L	70-73	3809
02/27/2025	at California	L	65-79	1933
03/02/2025	at Stanford	L	82-87	4400
03/06/2025	vs Virginia Tech	W	72-57	11203
03/07/2025	vs NC State	L	72-73	16416
03/21/2025	vs Richmond	L	49-74	0



HISTORY

Year-by-Year Records	43
Year-by-Year Results	44-51
All-time Letterwinners and Coaches	52-53
All-time Series History	54-55
GT vs. the Conferences	56-57
Blair vs. Opponents	58
Series History	59-70
Rankings History	71-72
ACC Tournament Results	73-74
Post-season Results	75
Honors and Awards	76-79
#ProJackets	80

HISTORY

YEAR	COACH	OVERALL	ACC/FINISH*	ACC TOURN.	HOME	AWAY	NEUTRAL	POSTSEASON
1974-75	Jim Culpepper	6-16						
1975-76	Jim Culpepper	2-24						
1976-77	Jim Culpepper	19-8						
1977-78	Jim Culpepper	23-4						
1978-79	Jim Culpepper	18-8						
1979-80	Jim Culpepper	2-23	1-7/17th	0-1	1-9	0-12	1-2	
Culpepper Totals (6 years)		70-83 (.458)	1-7 (.125)	0-1 (.000)	1-9 (.100)	0-12 (.000)	1-2 (.333)	
1980-81	Benny Dees	8-19	1-6/7th	0-1	3-10	3-8	2-1	
Dees Totals (1 year)		8-19 (.296)	1-6 (.143)	0-1 (.000)	3-10 (.231)	3-8 (.273)	2-1 (.667)	
1981-82	Bernadette McGlade	9-16	2-9/7th	0-1	7-8	2-7	0-1	
1982-83	Bernadette McGlade	10-19	2-11/7th	0-1	5-7	1-9	3-3	
1983-84	Bernadette McGlade	9-19	1-13/8th	0-1	6-7	2-10	1-2	
1984-85	Bernadette McGlade	11-16	0-14/8th	0-1	8-8	2-9	1-1	
1985-86	Bernadette McGlade	10-17	1-13/8th	0-1	8-8	2-8	0-1	
1986-87	Bernadette McGlade	14-13	5-9/6th	0-1	8-5	4-7	2-1	
1987-88	Bernadette McGlade	11-16	3-11/7th	0-1	6-7	4-8	1-1	
McGlade Totals (7 years)		74-116 (.389)	14-80 (.149)	0-7 (.000)	48-50 (.490)	17-58 (.227)	8-10 (.444)	
1988-89	Agnus Berenato	14-14	5-9/6th	0-1	9-6	2-6	3-2	
1989-90	Agnus Berenato	13-17	4-10/16th	0-1	6-5	3-10	4-2	
1990-91	Agnus Berenato	15-13	3-11/7th	0-1	8-5	4-6	3-2	
1991-92	Agnus Berenato	20-13	6-10/7th	2-1	6-5	6-7	8-1	3-0 (WNIT Champs)
1992-93	Agnus Berenato	16-11	8-8/4th	0-1	10-3	5-6	1-2	0-1 (NCAA 1st Rd.)
1993-94	Agnus Berenato	12-15	5-11/7th	0-1	7-6	5-8	0-1	
1994-95	Agnus Berenato	14-16	5-11/6th	0-1	8-6	5-8	1-2	
1995-96	Agnus Berenato	14-13	5-11/8th	0-1	10-4	2-8	2-1	
1996-97	Agnus Berenato	15-12	7-9/7th	0-1	10-4	5-7	0-1	
1997-98	Agnus Berenato	11-17	3-13/8th	1-1	6-8	4-8	1-1	
1998-99	Agnus Berenato	13-14	6-10/6th	0-1	9-6	4-6	0-2	
1999-00	Agnus Berenato	17-14	7-9/6th	1-1	9-6	7-6	1-2	2-1 (WNIT 3rd Rd.)
2000-01	Agnus Berenato	14-15	5-11/8th	0-1	9-6	5-7	0-2	0-1 (WNIT 1st Rd.)
2001-02	Agnus Berenato	15-14	7-9/15th	0-1	8-6	6-5	1-3	0-1 (WNIT 1st Rd.)
2002-03	Agnus Berenato	20-11	8-8/4th	1-1	14-3	4-6	2-2	0-1 (NCAA 1st Rd.)
Berenato Totals (15 years)		223-209 (.516)	84-150 (.359)	5-15 (.250)	129-79 (.620)	67-104 (.392)	27-26 (.509)	5-5 (.500)
2003-04	MaChelle Joseph	14-15	5-11/8th	0-1	8-4	4-8	2-3	
2004-05	MaChelle Joseph	13-14	4-10/8th	0-1	10-6	3-6	0-2	
2005-06	MaChelle Joseph	14-15	2-12/11th	1-1	11-5	2-8	1-2	
2006-07	MaChelle Joseph	21-12	9-5/6th	1-1	13-3	6-6	2-3	1-1 (NCAA 2nd Rd.)
2007-08	MaChelle Joseph	22-10	7-7/5th	1-1	14-2	7-6	1-2	0-1 (NCAA 1st Rd.)
2008-09	MaChelle Joseph	22-10	8-6/5th	0-1	13-2	5-5	4-3	1-1 (NCAA 2nd Rd.)
2009-10	MaChelle Joseph	23-10	8-6/4th	1-1	12-2	8-6	3-2	0-1 (NCAA 1st Rd.)
2010-11	MaChelle Joseph	24-11	9-5/4th	2-1	14-3	6-4	4-4	1-1 (NCAA 2nd Rd.)
2011-12	MaChelle Joseph	26-9	12-4/13rd	2-1	10-3	10-2	6-4	2-1 (NCAA Sweet 16)
2012-13	MaChelle Joseph	14-16	7-11/t-7th	0-1	7-8	5-6	2-2	
2013-14	MaChelle Joseph	20-12	9-7/7th	1-1	11-4	5-6	4-2	0-1 (NCAA 1st Rd.)
2014-15	MaChelle Joseph	19-15	7-9/t-9th	1-1	11-6	6-6	2-3	1-1 (WNIT 2nd Rd.)
2015-16	MaChelle Joseph	20-13	8-8/t-7th	1-1	13-5	5-6	2-2	1-1 (WNIT 2nd Rd.)
2016-17	MaChelle Joseph	22-15	5-11/10th	1-1	16-5	3-9	3-1	5-1 (WNIT Finals)
2017-18	MaChelle Joseph	20-14	6-10/10th	1-1	15-3	3-9	2-2	2-1 (WNIT 3rd Rd.)
2018-19	MaChelle Joseph**	17-13	7-9/9th	0-1	11-3	3-8	3-2	
Joseph Totals (16 years)		311-201 (.607)	113-129 (.463)	13-15 (.448)	189-63 (.747)	81-103 (.438)	41-38 (.513)	14-11 (.560)
2019-20	Nell Fortner	20-11	10-8/7th	1-1	10-4	7-4	3-3	Canceled
2020-21	Nell Fortner	17-9	12-6/3rd	1-1	9-3	5-4	3-2	2-1 (NCAA Sweet 16)
2021-22	Nell Fortner	21-11	11-7/6th	1-1	12-4	8-5	1-2	0-1 (NCAA 1st Rd.)
2022-23	Nell Fortner	13-17	4-14/14th	0-1	8-6	3-9	2-2	
2023-24	Nell Fortner	17-16	7-11/10th	1-1	9-7	6-7	2-2	0-1 (WBIT 1st Rd.)
2024-25	Nell Fortner	22-11	9-9/9th	1-1	14-4	5-5	3-2	0-1 (NCAA 1st Rd.)
Fortner Totals (6 years)		110-75 (.595)	53-55 (.491)	5-6 (.454)	62-28 (.689)	34-34 (.500)	14-13 (.519)	2-4 (.333)
1975-2025 Team Totals		796-706 (.530)	266-429 (.383)	23-46 (.333)	432-240 (.643)	202-317 (.389)	93-91 (.505)	21-20 (.512)

Overall	796-706 / .530 (51 years)
Division I	728-646 / .530 (46 years)
Division III	68-60 / .531 (5 years)
ACC	266-429 / .383 (44 years)
First Wins	
Win	Date Opponent Score
ACC	11/25/79 Wake Forest 94-67
ACC Road	1/31/82 Wake Forest 64-53
ACC Tourney	3/7/92 Maryland 68-67
Postseason	3/28/92 Wis.-Green Bay (NWIT) 78-77
NCAA Tourney	3/17/07 DePaul 55-54

YEAR BY YEAR RESULTS

JIM CULPEPPER

Head Coach: 1975-80

Seasons: 6

Record: 70-83 (.458)

1974-75 (6-16)

DATE	OPPONENT	H/A	RESULT	SCORE
	Shorter		L	25-94
	Augusta College		L	14-67
	DeKalb Central		L	25-83
	Berry		L	31-105
	Gordon		W	51-33
	DeKalb South		W	56-48
	Shorter		L	35-80
	Savannah		L	31-90
	Georgia		L	35-96
	Gordon		W	47-36
	Emory (Oxford)		W	52-28
	Tift College		L	45-82
	Augusta College		L	26-49
	DeKalb Central		L	49-94
	Florida State		L	22-58
	Tift College		L	33-51
	Shorter		L	20-72
	Georgia Baptist		L	38-50
	DeKalb South		W	56-45
	Tift College		W	67-53
	vs. Fort Valley State(1)	n	L	39-76
	vs. Tift College (1)	n	L	54-65

1975-76 (2-24)

DATE	OPPONENT	H/A	RESULT	SCORE
	Augusta College		L	20-80
	Savannah		L	18-141
	Atlanta Christian		W	55-23
	Georgia State		L	30-80
	Auburn		L	28-89
	Georgia		L	22-77
	West Georgia		L	35-97
	Berry		L	13-107
	Shorter		L	31-81
	Albany State		L	33-93
	Tift College		L	50-67
	Auburn		L	28-78
	Albany State		L	22-105
	Tennessee Temple		L	35-55
	North Georgia		L	21-70
	Tift College		L	57-68
	Shorter		L	39-83
	North Georgia		L	25-78
	Tennessee Temple		L	43-68
	West Georgia		L	38-83
	Georgia State		L	40-101
	Augusta College		L	28-71
	Atlanta Christian		W	90-14
	Georgia		L	35-60
	vs. Berry (1)	n	L	41-109
	vs. North Georgia (1)	n	L	35-69

1976-77 (19-8)

DATE	OPPONENT	H/A	RESULT	SCORE
	Piedmont		L	38-61
	Maryville		W	50-28
	Spelman		W	52-32
	Covenant		W	62-26
	Georgia Baptist		W	68-47
	Rollins		W	69-52
	St. Leo's		W	69-29
	Covenant		W	59-37
	Tennessee Temple		W	55-53
	Piedmont		L	40-46
	Bryan		W	51-39
	Spelman		W	82-47
	Augusta College		L	47-48
	Tift College		L	64-72
	Armstrong State		W	57-54
	Tenn. Wesleyan		L	50-74
	Spelman		W	46-33
	Atlanta Christian		W	93-52

Tift College		L	70-72
Georgia Baptist		W	63-40
Bryan		W	57-46
Georgia Baptist		W	60-46
Tenn. Wesleyan		L	43-53
Tennessee Temple		L	51-58
Atlanta Christian		W	99-34
vs. Morris Brown (1)	n	W	75-27
vs. Spelman (1)	n	W	55-43

1977-78 (23-4)

DATE	OPPONENT	H/A	RESULT	SCORE
	Tennessee Temple		W	67-49
	Bryan		W	55-29
	Covenant		W	85-52
	Georgia Baptist		W	100-38
	Maryville		W	97-51
	Armstrong State		W	90-36
	Tennessee Temple		W	83-54
	Converse		W	83-62
	Piedmont		W	81-66
	Armstrong State		W	90-73
	Augusta College		L	65-84
	Georgia College		L	79-86
	Bryan		W	81-44
	Tift College		W	72-58
	Spelman		W	64-62
	UNC-Asheville		W	70-66
	Furman		L	77-79
	Augusta College		W	78-62
	Converse		W	86-67
	Covenant		W	69-50
	Piedmont		W	89-71
	Tulane		W	68-53
	Spelman		W	84-63
	Georgia Baptist		W	88-43
	Georgia College		W	83-70
	Tift College		W	85-69
	West Georgia (1)		L	79-94

1978-79 (18-8)

Captain: Bonnie Tate

DATE	OPPONENT	H/A	RESULT	SCORE
N18	Georgia College	h	W	85-49
N25	at Vanderbilt	a	W	69-67 (OT)
N27	Covenant	h	W	90-60
D1	at UNC-Asheville	a	W	73-60
D2	at Mars Hill	a	L	53-81
D9	at Georgia College	a	W	86-50
J5	at Augusta	a	L	54-58
J6	at Armstrong State	a	W	80-71
J8	at Tenn. Temple	a	W	78-34
J12	at Furman	a	W	88-68
J13	at Duke	a	L	55-70
J15	Tennessee Temple	h	W	100-47
J18	Erskine	h	L	54-74
J20	UNC-Asheville	h	L	95-102 (3OT)
J22	at Tift College	a	W	70-68
J25	Piedmont	h	W	78-49
J27	Armstrong State	h	L	51-61
J29	Georgia Southwestern	h	W	67-42
F1	Morris Brown	h	W	74-55
F3	at Piedmont	a	W	69-68
F5	Tift College	h	W	79-62
F8	Augusta	h	L	72-73
F12	at Covenant	a	W	92-65
F16	at Georgia Southwestern	a	W	90-68
F19	Vanderbilt	h	W	71-63
	vs. Berry (1)	n	L	68-92

1979-80 (2-23, 1-8 ACC/t-7th)

First season as a member of the ACC

DATE	OPPONENT	H/A	RESULT	SCORE
N14	at Georgia Southern	a	L	56-62
N17	at Vanderbilt	a	L	61-67
N20	Georgia State	h	L	62-85
N24	Virginia (2)	a	L	44-85
N25	vs. Wake Forest (2)	n	W	94-67
N27	at #11 Maryland	a	L	78-94
N30	at Georgia	a	L	78-97
D10	at Valdosta State	a	L	84-113
J3	Albany State	h	L	74-75
J5	Georgia Southern	h	L	77-81

J7	at #19 Mercer	a	L	59-85
J9	North Carolina	h	L	61-93
J12	at #8 NC State	a	L	38-97
J14	Furman	h	W	98-50
J16	Georgia	h	L	77-78
J18	Valdosta State	h	L	65-82
J21	Duke	h	L	71-72
J26	at Albany State	a	L	84-89 (OT)
J28	Vanderbilt	h	L	67-77
J31	at #16 Clemson	a	L	67-103
F2	at Wake Forest	a	L	71-80
F5	at Georgia State	a	L	57-75
F8	vs. #9 NC State (3)	n	L	48-99
F11	Mercer	h	L	73-87
F21	vs. Georgia Southern (1)	n	L	51-87

BENNY DEES

Head Coach: 1981

Seasons: 1

Record: 8-19 (.296)

1980-81 (8-19, 1-6 ACC/7th)

Captain: Karen Rainwater

DATE	OPPONENT	H/A	RESULT	SCORE
N18	Maryland	h	L	64-82
N20	Florida State	h	W	97-84
N21	vs. Tift College (at GSU)	n	W	87-78
N28	Georgia	h	L	51-91
D15	at Miami	a	L	80-86
D16	at Florida International	a	W	79-43
J3	#9 NC State	h	L	55-74
J5	at Georgia State	a	L	52-73
J7	Clemson	h	L	53-75
J10	Tulane	h	W	72-58
J12	at Georgia	a	L	53-79
J14	at Albany State	a	L	73-85
J17	#18 Virginia	h	L	42-66
J21	Georgia State	h	L	70-76
J24	at North Carolina	a	L	75-82
J26	at Valdosta State	a	L	61-68
J28	Albany State	h	W	74-69
J31	at Georgia Southern	a	L	60-87
F4	Mercer	h	L	70-75
F6	at Duke	a	L	51-74
F10	Wake Forest	h	W	78-62
F12	vs. #16 Virginia (4)	n	L	49-61
F16	at Furman	a	W	83-54
F19	at Mercer	a	W	79-77
F21	Valdosta State	h	L	68-99
F24	Georgia Southern	h	L	64-80
F26	vs. Georgia (1)	n	L	70-89

BERNADETTE MCGLADE

Head Coach: 1982-88

Seasons: 7

Record: 74-116 (.389)

1981-82 (9-16, 2-9 ACC/7th)

Captain: LeeAnn Woodhull

DATE	OPPONENT	H/A	RESULT	SCORE
N14	Shorter	h	W	69-63
N19	Georgia Southwestern	h	W	78-56
N24	Berry	h	L	61-82
N27	at Duke	a	L	50-62
N28	at North Carolina	a	L	58-81
D1	Covenant	h	W	75-36
D4	at #16 Georgia	a	L	43-86
D14	at Clemson	a	L	50-72
J4	#7 NC State	h	L	62-76
J9	Vanderbilt	h	L	74-80
J11	West Georgia	h	W	57-55
J16	at Virginia	a	L	45-75
J19	Georgia State	h	W	57-51
J23	North Carolina	h	L	64-68
J24	East Carolina	h	L	46-80
J28	Miss. Univ for Women	h	W	75-59
J30	at #5 NC State	a	L	48-75
J31	at Wake Forest	a	W	64-53

YEAR BY YEAR RESULTS

F3	Mercer	h	L	47-69
F6	Duke	h	W	64-61
F8	#15 Georgia	h	L	52-69
F15	Virginia	h	L	51-56
F17	at #9 Maryland	a	L	64-77
F20	at Georgia State	a	W	71-67
F26	vs. Clemson (3)	n	L	54-62

1982-83 (10-19, 2-11 ACC/7th)

Captains: LeeAnn Woodhull, Rochelle Laudenslager

DATE	OPPONENT	H/A	RESULT	SCORE
N21	at Virginia	a	L	59-80
N23	Alabama	h	L	56-63
N26	at Kennesaw St.	a	W	68-55
N29	Covenant (Forfeit)		W	2-0
D2	Georgia Southwestern	h	W	74-60
D4	at #12 Georgia	a	L	56-90
D15	at #3 Maryland	a	L	54-88
D18	vs. Villanova (6)	n	L	59-68
D19	vs. Pennsylvania (6)	n	W	67-59
J3	Duke	h	L	43-55
J6	North Carolina	h	L	58-99
J8	#19 NC State	h	L	61-83
J10	#3 Maryland	h	L	57-69
J13	North Georgia	h	W	88-51
J19	Georgia State	h	L	69-73
J24	at #20 NC State	a	L	61-77
J27	Clemson	h	L	67-79
J29	at North Carolina	a	L	58-96
J31	at Duke	a	L	40-80
F5	at Clemson	a	L	66-84
F7	at Georgia State	a	L	64-69
F12	at Mercer	a	L	67-71
F14	Virginia	h	W	55-54
F17	Stetson	h	W	70-53
F23	Wake Forest	h	W	93-72
F25	Drake (7)	n	L	63-83
F26	vs. South Florida (7)	n	W	82-65
F27	vs. Pennsylvania (7)	n	W	75-58
M4	vs. North Carolina (3)	n	L	80-85

1983-84 (9-19, 1-13 ACC/8th)

Captains: Mary Lou Jicka, Mary Rucker, Kate Brandt

DATE	OPPONENT	H/A	RESULT	SCORE
N25	vs. Miss Univ for Women (9)	n	W	76-61
N26	Stetson (9)	h	W	96-73
N30	at Alabama	a	L	49-79
D2	#3 Georgia (38)	n	L	52-89
D14	at #9 Maryland	a	L	59-80
D16	vs. West Virginia (10)	n	L	78-86 (OT)
D17	vs. Georgia State (10)	n	W	80-43
D18	at South Florida (10)	a	W	68-56
D21	at Stetson	a	W	69-62
J4	#12 NC State	h	L	52-65
J7	Duke	h	L	72-74
J11	at #17 Clemson	a	L	70-82
J16	#17 Maryland	h	L	48-67
J18	Queens College	h	W	84-56
J23	#16 Virginia	h	L	65-75
J25	#17 Clemson	h	L	72-79
J28	at North Carolina	a	L	73-81
J31	Georgia State	h	W	83-70
F4	at Wake Forest	a	L	70-79
F5	at East Carolina	a	L	56-61 (OT)
F9	at Georgia State	a	L	56-59
F11	at Duke	a	L	61-69
F13	at NC State	a	L	63-78
F18	at #11 Virginia	a	L	50-89
F20	#18 North Carolina	h	L	75-95
F23	South Florida	h	W	61-46
F25	Wake Forest	h	W	77-74
M2	vs. #15 Virginia (11)	n	L	58-75

1984-85 (11-16, 0-14 ACC/8th)

Captain: Cindy Cochran

DATE	OPPONENT	H/A	RESULT	SCORE
N21	Colorado	h	W	76-56
N27	Presbyterian	h	W	86-70
N29	#1 Georgia	h	L	69-100
D1	Converse	h	W	116-31
D12	at Maryland	a	L	52-68
D28	vs. Fordham (12)	n	W	77-56
D29	vs. Wagner (12)	n	W	81-70

J3	NC State	h	L	70-87
J5	at Wake Forest	a	L	49-54
J7	Arizona	h	W	65-59
J9	Clemson	h	L	81-84 (OT)
J12	Duke	h	L	58-65
J14	Maryland	h	L	67-69
J19	North Carolina	h	L	68-88
J21	#17 Virginia	h	L	47-71
J25	at Duke	a	L	67-75
J27	at North Carolina	a	L	50-81
J30	West Georgia	h	W	69-67
F3	at #20/#22 NC State	a	L	73-83
F7	at Georgia State	a	W	69-68 (OT)
F9	Wake Forest	h	L	55-77
F11	at Clemson	a	L	75-95
F13	Georgia Southern	h	W	75-57
F16	at #17/#17 Virginia	a	L	67-97
F22	Western Carolina (9)	h	W	83-61
F23	Georgia State (9)	h	W	80-75
M1	vs. #14/#14 NC State (11)	n	L	60-87

1985-86 (10-17, 1-13 ACC/8th)

Captains: Tory Ehle, Kristen Weinert

DATE	OPPONENT	H/A	RESULT	SCORE
N22	at Richmond	a	W	77-59
N24	at #18/#16 Virginia	h	L	52-86
N29	South Florida (9)	h	W	95-69
N30	Chattanooga (9)	h	L	69-76
D2	Presbyterian	h	W	124-56
D4	at #2/#2 Georgia	a	L	58-93
D16	Clemson	h	L	80-90
D21	at Maryland	a	L	65-80
D31	Furman	h	W	85-81
J2	#18/#18 NC State	h	L	69-77
J4	Marshall	h	W	83-81
J11	Duke	h	L	69-78
J13	Maryland	h	W	73-66
J18	at Clemson	a	L	73-84
J22	Columbia	h	W	87-69
J25	at #18/NR Duke	a	L	61-77
J27	at #16/#16 North Carolina	a	L	65-88
F1	Wake Forest	h	L	60-73
F5	at Chattanooga	a	W	82-77
F7	at NC State	a	L	57-92
F9	at Wake Forest	a	L	62-75
F13	Georgia Southern	h	W	79-71
F15	#5/#5 Virginia	h	L	64-82
F20	UAB	h	W	67-66
F22	#17/#18 North Carolina	h	L	81-92 (OT)
F24	Georgia State	h	L	75-80
M1	vs. #3/#3 Virginia (11)	n	L	64-90

1986-87 (14-13, 5-9 ACC/6th)

Captains: Tory Ehle, Marielle Walker

DATE	OPPONENT	H/A	RESULT	SCORE
N28	UC-Santa Barbara (13)	h	W	84-48
N29	Seton Hall (13)	h	W	72-65
D2	Chattanooga	h	W	69-60
D5	vs. Florida (14)	n	W	82-72
D6	vs. UAB (14)	n	W	77-65
D15	vs. Utah State (15)	n	W	106-40
D16	vs. Pepperdine (15)	n	W	79-77
D30	Auburn-Montgomery	h	W	74-58
J2	NR/#22 North Carolina	h	L	75-80
J6	#20/#19 Maryland	h	W	81-80 (OT)
J10	at #13/#13 NC State	a	L	63-74
J12	at Wake Forest	a	W	95-82
J15	at Georgia Southern	a	L	65-75
J17	#4/#4 Virginia	h	L	66-76
J22	at Clemson	a	W	81-78
J24	at North Carolina	a	L	81-86
J26	at Duke	a	L	66-85
J29	#10/#10 Georgia	h	L	57-72
F2	at #3/#3 Tennessee	a	L	74-100
F4	Western Carolina	h	W	85-47
F7	Duke	h	L	72-86
F11	at #8/#9 Virginia	a	L	56-78
F14	Wake Forest	h	W	72-70
F16	at Maryland	a	L	76-93
F21	#13/#15 NC State	h	L	69-78
F23	Clemson	h	W	82-66
F28	vs. North Carolina (11)	n	L	54-64

1987-88 (11-16, 3-11 ACC/7th)

Captains: Marielle Walker, Mandy Miller, Ida Neal

DATE	OPPONENT	H/A	RESULT	SCORE
N27	UAB (13)	h	W	101-75
N28	Monmouth (13)	h	W	76-70
D2	at #11/#10 Georgia	a	L	71-92
D5	vs. VCU (16)	n	W	73-63
D6	vs. Fordham (16)	n	W	79-78
D14	Southern	h	L	66-69
D19	at Marist	a	W	66-45
D20	at Iona	a	W	108-88
J3	at #16/#15 Maryland	a	L	80-83
J9	NC State	h	W	94-74
J11	#4/#4 Tennessee	h	L	79-96
J15	at #11/#11 Duke	a	L	71-77 (OT)
J17	at North Carolina	a	L	74-82
J20	at #7/#7 Virginia	a	L	69-90
J23	#20/#23 Wake Forest	h	L	66-71
J27	at Clemson	a	L	72-94
J30	#17/#17 Duke	h	L	71-80
F3	Clemson	h	L	74-90
F5	at NC State	a	W	83-74
F7	at #16/#17 Wake Forest	a	L	79-87
F10	Auburn-Montgomery	h	W	89-72
F13	North Carolina	h	W	76-74
F16	#13/#13 Maryland	h	L	70-92
F22	Coastal Carolina	h	W	92-60
F25	#9/#10 Virginia	h	L	68-91
F28	at Chattanooga	a	L	76-79
M5	vs. #11/#12 Maryland (11)	n	L	74-102

AGNUS BERENATO

Head Coach: 1989-2003

Seasons: 15

Record: 223-209 (.516)

1988-89 (14-14, 5-9 ACC/6th)

Captains: Ida Neal, Tonia Rodd

DATE	OPPONENT	H/A	RESULT	SCORE
N25	Winthrop (13)	h	W	83-61
N26	Richmond (13)	h	W	84-80 (2OT)
N28	#3/#3 Georgia	h	L	58-73
D2	vs. Georgia Southern (17)	n	L	60-61
D3	vs. UNC Asheville (17)	n	W	78-63
D13	Appalachian State	h	L	59-83
D17	vs. Howard (18)	n	W	87-82
D18	vs. Maine (18)	n	W	82-62
J2	Chattanooga	h	W	74-71
J4	#5/#5 Maryland	h	L	60-85
J7	at #19/#19 NC State	a	L	70-100
J8	at Wake Forest	a	L	57-85
J14	North Carolina	h	W	87-81
J18	at Clemson	a	L	56-83
J21	#13/#16 Virginia	h	W	105-80
J25	Mercer	h	W	89-70
J28	at Duke	a	W	97-94 (OT)
J29	at North Carolina	a	W	97-89
F1	Western Carolina	h	W	69-46
F4	at #15/#16 Virginia	a	L	74-91
F6	at #6/#4 Maryland	a	L	74-106
F11	Wake Forest	h	W	88-82
F13	Auburn-Montgomery	h	W	80-57
F15	at #3/#3 Tennessee	a	L	71-88
F18	#13/#13 NC State	h	L	79-87
F22	NR/#25 Clemson	h	L	62-89
F25	Duke	h	L	71-78
M4	vs. NR/#25 Clemson (11)	n	L	74-94

1989-90 (13-17, 4-10 ACC/6th)

Captains: Theresa Gernatt, Sheila Wagner

DATE	OPPONENT	H/A	RESULT	SCORE
N24	Tennessee State (19)	h	W	93-61
N25	Furman (19)	h	L	92-108
N29	at #4/#4 Georgia	a	L	70-85
D2	vs. Loyola Marymount (16)	n	W	81-53
D3	vs. Lafayette (16)	n	W	89-64
D13	at Mercer	a	W	87-52
D16	at Santa Clara	a	L	66-69
D18	at San Francisco	a	L	67-85
D19	at Pacific	a	L	68-88

YEAR BY YEAR RESULTS

D31	at Chattanooga	a	W	94-82
J2	#6/#8 NC State	h	W	79-78
J6	Wake Forest	h	L	52-70
J8	Auburn-Montgomery	h	W	89-63
J11	at North Carolina	a	W	90-73
J13	at Duke	a	L	68-72
J18	#15/#15 Maryland	h	W	70-68
J20	at #9/#9 Virginia	a	L	77-97
J24	at Clemson	a	L	69-77
J27	Duke	h	W	78-74
J30	at #23/#23 Maryland	a	L	52-83
F3	#12/#12 Virginia	h	L	65-94
F7	Mercer	h	W	83-66
F10	North Carolina	h	L	77-81
F12	NR/#25 Clemson	h	L	75-80
F16	at #9/#9 NC State	a	L	55-80
F18	at Wake Forest	a	L	59-73
F23	vs. Temple (7)	n	L	79-87
F24	vs. Southern Utah (7)	n	W	87-75
F25	vs. Boise State (7)	n	W	93-66
M3	vs. Virginia (11)	n	L	65-73

1990-91 (15-13, 3-11 ACC/7th)

Captains: Theresa Gernatt, Karen Lounsbury

DATE	OPPONENT	H/A	RESULT	SCORE
N23	UNC-Wilmington (20)	h	W	101-79
N24	East Tenn. St. (20)	h	W	89-62
N30	vs. South Florida (21)	n	W	98-58
D1	Minnesota (21)	a	W	84-69
D5	at Rider	a	W	114-72
D8	vs. William & Mary (22)	n	W	78-60
D9	vs. Temple (22)	n	W	83-68
D20	vs. Campbell (23)	n	L	75-82
D21	at Furman (23)	a	W	89-85
D30	Winthrop	h	W	124-47
J2	Western Carolina	h	W	94-71
J4	at #2/#2 NC State	a	L	79-97
J6	at Wake Forest	a	L	72-85
J9	North Carolina	h	W	101-86
J13	Maryland	h	L	66-68
J16	Chattanooga	h	W	98-73
J19	#1/#1 Virginia	h	L	72-98
J23	#21/#20 Clemson	h	L	61-63
J26	Duke	h	L	79-93
F2	at #1/#1 Virginia	a	L	94-98
F4	at Maryland	a	L	79-93
F7	Wake Forest	h	W	74-67
F11	at #23/#20 Clemson	a	L	64-76
F16	#7/#8 NC State	h	L	74-98
F19	Mercer	h	W	85-61
F22	at North Carolina	a	W	83-63
F24	at Duke	a	L	76-89
M2	vs. Maryland (11)	n	L	73-91

1991-92 (20-13, 6-10 ACC/7th)

NWIT CHAMPIONS

Captains: Allison Echols, Sheila Wagner

DATE	OPPONENT	H/A	RESULT	SCORE
N22	vs. Alcorn State (14)	n	W	98-69
N23	vs. UAB (14)	n	L	72-91
N29	Rider (20)	h	W	115-64
N30	Chattanooga (20)	h	W	114-57
D5	at Army	a	W	71-55
D7	at Marist	a	W	93-63
D11	at Florida State	a	W	70-68
D28	Boston College (24)	n	W	97-61
D29	vs. Santa Clara (24)	n	W	64-61
D30	at Miami (Fla.) (24)	n	L	63-78
J3	at Duke	a	L	76-80
J5	at North Carolina	a	L	69-83
J8	Wake Forest	h	W	74-56
J11	Florida State	h	L	66-77
J15	Coppin State	h	W	100-42
J17	#16/#15 NC State	h	W	83-72
J22	#15/#15 Clemson	h	L	69-73
J25	at #2/#2 Virginia	a	L	74-79
J27	at #1/#1 Maryland	a	L	54-75
F4	at #15/#15 Clemson	a	W	59-57
F8	#2/#2 Virginia	h	L	62-86
F14	at Appalachian St.	a	W	95-73
F17	#4/#1 Maryland	h	L	63-71
F21	at Wake Forest	a	W	83-66
F23	at NC State	a	L	70-86

F29	#25/NR North Carolina	h	L	70-73
M2	Duke	h	W	75-53
M7	vs. #4/#5 Maryland (25)	n	W	68-67
M8	vs. #20/#20 Clemson (25)	n	W	74-73
M9	vs. #1/#1 Virginia (25)	n	L	69-70
M26	vs. Wisc.-Green Bay (26)	n	W	78-77
M27	vs. Nebraska (26)	n	W	73-68
M28	vs. Hawaii (26)	n	W	90-72

1992-93 (16-11, 8-8 ACC/t-4th)

NCAA Tournament First Round

Captains: Laura Kauffman, Joyce Pierce

DATE	OPPONENT	H/A	RESULT	SCORE
D4	Hofstra (20)	h	W	111-62
D5	Mercer (20)	h	W	82-59
D13	at Minnesota	a	W	82-62
D16	Clemson (38)	h	W	86-68
D18	Appalachian St.	h	W	110-72
D29	Alabama (27)	n	L	101-103 (OT)
D30	Fordham (27)	n	W	69-68
J5	#15/#14 North Carolina	h	W	73-63
J8	at NC State	a	W	86-79
J10	at Wake Forest	a	L	70-85
J14	#3/#3 Maryland	h	L	66-77
J18	Florida State	h	L	71-79
J23	#10/#10 Virginia	h	L	81-107
J26	at #21/#18 Clemson	a	L	80-85
J29	at Duke	a	W	86-80 (OT)
J31	at #16/#16 North Carolina	a	L	68-72 (OT)
F3	East Tenn. State	h	W	88-55
F5	at #11/#11 Virginia	a	L	53-88
F7	at #7/#9 Maryland	a	L	70-75
F12	at Florida State	a	W	61-46
F16	Furman	h	W	86-72
F19	NC State	h	W	92-89 (2OT)
F21	Wake Forest	h	W	85-72
F24	at Chattanooga	a	W	68-67 (OT)
F26	Duke	h	W	72-67
M6	vs. NR/#24 Clemson (25)	n	L	66-87
M17	at Northwestern (28)	a	L	62-90

1993-94 (12-15, 5-11 ACC/7th)

Captains: Renee Wilkinson, Demieta Keener

DATE	OPPONENT	H/A	RESULT	SCORE
D1	Minnesota	h	L	73-77 (OT)
D4	Stetson (20)	h	W	75-56
D5	St. Joseph's (20)	h	W	51-50
D14	at Georgia State (29)	a	W	82-58
D15	#25/#21 Georgia (29)	h	L	52-67
D18	at Florida State	a	W	65-62
D29	at Rider	a	L	66-69
J2	at #20/#20 Maryland	a	L	62-69
J5	Chattanooga	h	W	71-70
J7	NC State	h	W	75-60
J9	Wake Forest	h	W	70-60
J14	at Duke	a	L	59-77
J16	at #4/#4 North Carolina	a	L	51-87
J19	at Furman	a	W	79-63
J22	at #12/#11 Virginia	a	L	75-88
J26	at Clemson	a	L	52-77
J30	Maryland	h	L	46-67
F1	Florida State	h	W	63-51
F6	#10/#11 Virginia	h	L	54-82
F9	at East Tenn. State	a	W	88-73
F12	#3/#3 North Carolina	h	L	79-89
F14	at Mercer	a	W	62-57
F18	at NC State	a	L	53-71
F20	at Wake Forest	a	L	69-70
F25	Clemson	h	L	51-55
F27	Duke	h	W	61-56
M5	vs. #5/#6 North Carolina (25)	n	L	55-78

1994-95 (14-16, 5-11 ACC/6th)

Captains: Demieta Keener, Christie Finney

DATE	OPPONENT	H/A	RESULT	SCORE
N28	Furman	h	W	78-60
D2	Butler (20)	h	L	66-67
D3	Cornell (20)	h	W	90-66
D10	Lafayette	h	W	95-38
D12	Georgia Southern (30)	h	W	79-66
D13	#14/#14 Georgia (30)	h	L	81-113
D15	at Chattanooga	a	W	74-71
D19	vs. UCLA (7)	n	L	69-81

D20	at Alaska-Anch. (7)	a	L	85-87
D21	vs. Army (7)	n	W	85-51
D30	at Fairfield	a	W	111-66
J5	Maryland	h	W	82-59
J7	at #4/#4 North Carolina	a	L	62-74
J12	Wake Forest	h	W	83-77
J15	NC State	h	L	67-81
J18	#25/NR Duke	h	L	71-80
J21	#12/#14 at Virginia	a	L	53-73
J23	Florida State	h	L	58-60
J26	at Clemson	a	L	56-68
J30	at Florida State	a	W	68-57
F5	at Maryland	a	W	67-59
F8	#11/#11 North Carolina	h	L	62-84
F11	at Wake Forest	a	L	61-66
F13	Georgia State	h	W	107-62
F16	at NC State	a	L	64-80
F18	at #22/#25 Duke	a	L	68-77
F20	#6/#7 Virginia	h	L	53-61
F22	at Mercer	a	W	82-49
F25	Clemson	h	W	68-60
M3	vs. NC State (25)	n	L	70-88

1995-96 (14-13, 5-11 ACC/8th)

Captains: Kisha Ford, Shea Matlock

DATE	OPPONENT	H/A	RESULT	SCORE
N14	Md.-Eastern Shore (20)	h	W	93-43
N25	Illinois (20)	h	W	70-60
D2	vs. New Hampshire (29)	n	W	90-72
D3	at Manhattan (29)	n	W	90-61
D13	Chattanooga	h	W	81-62
D28	Western Carolina (31)	h	W	88-48
D29	Seton Hall (31)	h	W	82-67
J1	Appalachian St.	h	W	95-68
J2	at Maryland	a	L	60-61
J6	North Carolina	h	L	74-78
J10	at Wake Forest	a	L	67-81
J15	at #11/#13 NC State	a	L	63-68
J17	at #13/#16 Duke	a	L	66-78
J20	#7/#7 Virginia	h	L	58-79
J22	Florida State	h	W	97-65
J25	#18/#19 Clemson	h	W	55-38
J29	at Georgia State	a	W	76-60
J31	at Florida State	a	L	85-90 (3OT)
F3	Maryland	h	W	59-30
F7	at North Carolina	a	L	72-88
F11	Wake Forest	h	W	75-65
F14	NC State	h	L	64-73
F17	Duke	h	L	55-70
F20	at Virginia	a	L	62-80
F25	at #17 Clemson	a	W	72-62
F27	at Mercer	a	L	61-64
F29	vs. Florida State (25)	n	L	51-64

1996-97 (15-12, 7-9 ACC/7th)

Captains: Kisha Ford, Tiffany Martin

DATE	OPPONENT	H/A	RESULT	SCORE
N25	Mercer	h	W	98-79
N28	Drexel (20)	h	W	84-65
N29	#9/#12 Notre Dame (20)	h	L	69-76
D3	at Appalachian St.	a	W	88-80 (OT)
D12	at #17/#16 Duke	a	L	65-74
D21	at St. Mary's	a	L	59-66
D22	at San Jose State	a	W	68-53
D29	William & Mary (31)	h	W	78-53
D30	Manhattan (31)	h	W	105-63
J2	Maryland	h	W	44-40
J5	#7/#7 NC State	h	W	73-72
J8	at Chattanooga	a	W	72-56
J11	at #16/#15 North Carolina	a	L	53-80
J13	#12/#11 Clemson	h	L	59-67
J16	at #8/#8 Virginia	a	L	53-74
J19	at Wake Forest	a	W	80-65
J22	Florida State	h	W	75-51
J27	#22/#21 Duke	h	L	58-83
J30	#6/#8 North Carolina	h	L	77-80
F4	Georgia State	h	W	76-56
F8	#19/#18 at Clemson	a	L	50-52
F10	at Florida State	a	W	68-60
F13	#9/#8 Virginia	h	W	72-60
F16	Wake Forest	h	W	83-67
F19	at Maryland	a	L	69-73
F23	at NC State	a	L	69-82

YEAR BY YEAR RESULTS

F28 vs. #13/#10 Virginia (32) n L 63-77

1997-98 (11-17, 3-13 ACC/8th)

Captains: Joannah Kauffman, Shea Matlock

DATE	OPPONENT	H/A	RESULT	SCORE
N15	at American	a	L	66-82
N18	at Georgia State	a	W	73-59
N22	at Maryland	a	L	42-74
N24	at Mercer	a	W	70-65 (OT)
N28	Charleston Southern (20)	h	W	87-64
N29	Boston College (20)	h	W	81-79
D1	Chattanooga	h	W	70-42
D3	Davidson	h	L	72-90
D6	#9/#10 Virginia	h	W	84-65
D29	St. Mary's (33)	h	W	69-60 (OT)
D30	#20/20 Auburn (33)	h	L	41-70
J2	#18/#4 NC State	h	L	63-75
J4	at #23/22 Duke	a	L	56-87
J8	#8/7 North Carolina	h	L	48-69
J11	at Wake Forest	a	W	80-60
J18	Florida State	h	L	53-88
J22	at #19/#22 Clemson	a	L	56-79
J24	Belmont	h	W	76-64
J26	Maryland	h	L	57-68
J30	at #16/13 Virginia	a	L	57-93
F1	at #7/9 NC State	a	L	60-85
F5	#14/16 Duke	h	L	55-58
F8	at #5/5 North Carolina	a	L	58-85
F13	Wake Forest	h	W	58-53
F19	at Florida State	a	L	56-77
F22	#19/#9 Clemson	h	L	58-89
F26	vs. Wake Forest (32)	n	W	78-67
F27	vs. #8/10 Duke (32)	n	L	56-100

1998-99 (13-14, 6-10 ACC/6th)

Captains: Kenya Williams, Kelly Muir

DATE	OPPONENT	H/A	RESULT	SCORE
N15	American	h	L	67-87
N21	at Davidson	a	W	88-70
N24	Mercer	h	W	78-50
N27	Samford (34)	h	W	96-62
N28	Weber State (34)	h	W	81-46
D3	at #9/8 North Carolina	a	L	68-85
D5	at #17/14 NC State	a	W	74-73
D16	at Chattanooga	a	W	94-60
D19	Georgia State	h	L	56-66
D29	St. Francis, N.Y. (33)	h	W	90-45
D30	Lafayette (33)	h	W	100-52
J2	Florida State	h	W	92-70
J4	at Wake Forest	a	L	72-77
J7	at #13/17 Duke	a	L	46-113
J10	#12/10 Clemson	h	L	56-61
J14	at #22/23 Virginia	a	L	62-82
J18	#5/4 Georgia (35)	n	L	82-88
J21	Maryland	h	W	72-56
J24	#7/6 North Carolina	h	W	91-84
J28	NC State	h	L	73-93
J31	at Florida State	a	W	86-78
F3	Wake Forest	h	W	74-58
F7	#9/11 Duke	h	L	73-74
F11	at #19/19 Clemson	a	L	41-69
F18	#17/17 Virginia	h	L	73-86
F21	at Maryland	a	L	79-92
F27	vs. #13/14 North Carolina (32)	n	L	71-87

1999-2000 (17-14, 7-9 ACC/6th)

WNIT Quarterfinals

Captains: Danielle Donehew, Niesha Butler

DATE	OPPONENT	H/A	RESULT	SCORE
N23	at Georgia State	a	W	75-51
N26	Elon (34)	h	W	85-53
N27	Hofstra (34)	h	W	89-61
N30	#6/6 NC State	h	L	70-80
D4	Clemson	h	W	81-62
D7	Charleston Southern	h	W	103-65
D9	#25 Mississippi St.	h	L	56-71
D19	at Monmouth	a	W	79-68
D21	at St. Francis, N.Y.	a	W	91-60
D29	Western Michigan (33)	h	W	95-89 (OT)
D30	Pittsburgh (33)	h	L	69-75
J3	at Virginia	a	L	70-83
J6	at Wake Forest	a	W	73-62
J9	#14/10 Duke	h	L	45-64

J13	#15/12 North Carolina	h	W	55-44
J16	at Florida State	a	L	64-93
J20	vs. #7/7 Georgia (35)	n	L	58-86
J23	at Maryland	a	W	73-67
J31	at Clemson	a	L	43-72
F3	at #24/23 Virginia	a	L	65-66
F6	Wake Forest	h	W	60-54
F11	at #14/12 Duke	a	L	51-83
F13	at North Carolina	a	L	62-85
F17	Florida State	h	L	74-77
F24	at #14/11 NC State	a	W	69-52
F27	Maryland	h	W	60-49
M4	vs. #15/14 NC State (36)	n	W	71-62
M5	vs. #12/10 Duke (36)	n	L	56-77
M16	Southern Miss (37)	h	W	76-71 (OT)
M18	at Chattanooga (37)	a	W	81-74
M21	at Arkansas (37)	a	L	67-78

2000-01 (14-15, 5-11 ACC/8th)

WNIT First Round

Captains: Niesha Butler, Jaime Kruppa, Alex Stewart

DATE	OPPONENT	H/A	RESULT	SCORE
N24	Cornell (34)	h	W	74-68
N25	Mt. St. Mary's (34)	h	W	102-90
N29	Georgia State	h	W	75-70
D3	at #16/16 Miss. St.	a	L	68-88
D6	at #21/19 NC State	a	L	63-77
D8	vs. #5/6 Georgia (35)	n	L	61-78
D17	Dartmouth	h	W	79-62
D19	at Wagner	a	W	73-50
D21	at Hofstra	a	W	77-74
D29	St. Francis, Pa. (33)	h	W	94-51
D30	Fresno State (33)	h	W	87-56
J2	at North Carolina	a	W	82-75
J5	Florida State	h	L	65-66
J7	NR/#25 Virginia	h	W	70-65
J11	at #5/5 Duke	a	L	83-86
J18	#20/20 Clemson	h	L	64-72
J21	Maryland	h	L	62-66
J25	at Wake Forest	a	L	71-79
J30	Charleston Southern	h	W	94-65
F1	North Carolina	h	L	63-85
F5	at Florida State	a	L	69-89
F8	at NR/#24 Virginia	a	W	87-70
F12	#4/4 Duke	h	L	54-74
F15	#21/20 NC State	h	L	68-74
F19	at NR/#22 Clemson	a	L	49-68
F22	at Maryland	a	W	66-62
F25	Wake Forest	h	W	79-63
M2	vs. North Carolina (36)	n	L	64-79
M15	at Mississippi St. (37)	a	L	73-77

2001-02 (15-14, 7-9 ACC/t-5th)

WNIT First Round

Captains: Nina Barlin, Milli Martinez, Regina Tate

DATE	OPPONENT	H/A	RESULT	SCORE
N16	Kansas State	h	L	70-74
N18	at Long Island	a	W	80-49
N23	UNC Asheville (34)	h	W	88-56
N24	Eastern Washington (34)	h	W	91-36
D1	vs. Arkansas State (39)	n	W	77-52
D2	vs. Southern (39)	n	L	47-56
D5	Florida State	h	L	78-87
D8	at Fordham	a	W	51-49
D18	at Georgia State	a	W	71-68
D27	vs. #10/#8 Georgia (40)	n	L	52-69
D30	#6/#9 Duke	h	L	60-76
J4	at Wake Forest	a	W	65-56
J6	at NC State	a	L	63-75
J10	Virginia	h	W	92-61
J14	Maryland	h	W	61-58
J17	at #17/#17 North Carolina	a	W	81-62
J20	at Florida State	a	W	73-56
J26	Clemson	h	W	83-78
J29	Charleston Southern	h	W	79-52
J31	at #5/#5 Duke	a	L	50-86
F3	Wake Forest	h	L	61-64
F7	NC State	h	W	69-57
F11	at Virginia	a	L	79-85
F14	at Maryland	a	L	70-81
F17	#20/#22 North Carolina	h	L	62-71
F21	at Clemson	a	L	65-68
F23	Morris Brown	h	W	111-40

M2	vs. Virginia (36)	n	L	58-60
M13	vs. Miami (37)	h	L	64-73

2002-03 (20-11, 8-8 ACC/t-4th)

NCAA First Round

Captains: Nina Barlin, Megan Isom, Sonja Mallory

DATE	OPPONENT	H/A	RESULT	SCORE
N15	Charlotte	h	W	67-57
N17	at #5/#5 Kansas St.	a	L	59-83
N26	Long Island	h	W	82-47
N29	ETSU (34)	h	W	85-35
N30	Miami (Ohio) (34)	h	W	78-62
D5	Mercer	h	W	96-50
D15	at UCF	a	W	62-58
D18	Georgia State	h	W	65-46
D21	Fordham	h	W	69-53
D27	vs. #24/#22 Georgia (40)	n	W	65-61
D30	St. John's (33)	h	W	61-53
D31	East Carolina (33)	h	W	88-75
J2	#11/#12 North Carolina	h	L	67-72
J5	at Maryland	a	L	63-71
J13	#1/#1 Duke	h	L	59-79
J16	at Virginia	a	L	63-74
J20	at Florida State	a	L	47-66
J23	Clemson	h	W	89-78 (ot)
J26	NC State	h	W	64-54
J31	at Wake Forest	a	W	74-70
F2	at #7/#6 North Carolina	a	L	64-76
F7	Maryland	h	W	59-51
F13	at #2/#2 Duke	a	L	43-82
F16	Virginia	h	L	54-56
F19	Florida State	h	W	86-56
F23	at Clemson	a	W	78-63
F27	at NC State	a	W	78-60
M3	Wake Forest	h	W	77-60
M8	vs. Florida State (36)	n	W	64-59
M9	vs. #2/#2 Duke (36)	n	L	52-76
M22	vs. Virginia Tech (41)	n	L	59-61

MACHELLE JOSEPH

Head Coach: 2003-19

Seasons: 16

Record: 311-201 (.607)

2003-04 (14-15, 5-11 ACC/8th)

Captains: Megan Isom, Jasmina Pacariz, Alex Stewart, Fallon Stokes

DATE	OPPONENT	H/A	RESULT	SCORE
N21	at Florida Atlantic	a	W	73-62
N27	vs. James Madison (42)	n	W	60-53
N28	vs. West Virginia (42)	n	L	61-75
N29	vs. SW Missouri St. (42)	n	W	78-71
D2	Davidson	h	W	60-54
D6	at Georgia State	a	W	69-64
D14	Central Florida	h	W	70-48
D18	at Old Dominion	a	L	56-67
D21	at Princeton	a	W	67-66
D27	vs. #11/#12 Georgia (40)	n	L	62-78
D30	William & Mary (33)	h	W	67-57
D31	Florida A&M (33)	h	W	84-45
J2	Florida State	h	W	66-59
J8	#1/#2 Duke	h	L	45-77
J12	at Virginia	a	L	59-60
J15	at Maryland	a	L	87-91
J18	Clemson	h	L	61-75
J22	at #13/#11 North Carolina	a	L	56-63
J25	at Florida State	a	W	73-62
J29	Wake Forest	h	L	55-57
F1	at NC State	a	L	71-75
F7	at #2/#2 Duke	a	L	41-81
F12	Virginia	h	W	65-55
F15	Maryland	h	W	58-57
F19	at Clemson	a	L	47-59
F23	#11/#15 North Carolina	h	L	46-58
F26	NC State	h	W	76-61
F29	at Wake Forest	h	L	61-63
M5	vs. Wake Forest (36)	n	L	59-61

YEAR BY YEAR RESULTS

2004-05 (13-14, 4-10 ACC/8th)

Captains: Megan Harping, Kasha Terry, Jessica Williams

DATE	OPPONENT	H/A	RESULT	SCORE
N19	Georgia State	h	W	72-30
N23	Old Dominion	h	W	71-64
N28	Princeton	h	W	60-50
D3	#6/#6 Georgia	h	W	55-49
D5	Grambling State	h	W	66-52
D12	at Tulsa	a	L	47-55
D17	at St. John's	a	L	65-69
D21	Samford	h	W	64-52
D30	Mississippi Valley State (33)	h	W	74-41
D31	Alcorn State (33)	h	W	62-43
J3	UAB	h	W	74-49
J6	at Florida State	a	W	59-58
J10	Virginia	h	L	38-61
J13	#15/#17 Maryland	h	L	65-72
J17	at #1/#1 Duke	a	L	59-82
J23	at Miami	a	W	62-46
J26	Clemson	h	W	53-48
J30	#12/#5 North Carolina	h	L	41-55
F3	at #20/#21 Maryland	a	L	67-84
F6	at Wake Forest	a	W	40-37
F10	#23/#24 NC State	h	L	59-83
F13	Arkansas (43)	n	L	59-71
F16	at Virginia Tech	a	L	48-73
F20	#3/#4 Duke	h	L	55-73
F24	at Clemson	a	L	49-58
F27	Florida State	h	L	49-51
M4	Miami (36)	n	L	58-60

2005-06 (14-15, 2-12 ACC/11th)

Captains: Megan Harping, Kasha Terry, Jessica Williams, Cheytoria Phillips

DATE	OPPONENT	H/A	RESULT	SCORE
N18	at UAB	a	W	68-55
N20	Arkansas-Pine Bluff	h	W	74-36
N23	College of Charleston	h	W	66-50
N27	Appalachian State	h	W	68-45
N30	at Georgia State	a	W	60-51
D4	at #17/#17 Georgia	a	L	66-72
D9	San Diego	h	W	56-51
D18	Tulsa	h	W	54-38
D20	Longwood	h	W	81-41
D22	Troy	h	W	69-43
D30	Alabama State(33)	h	W	76-46
D31	UMass (33)	h	W	57-43
J5	Miami	h	L	63-75
J8	at Clemson	a	L	63-72
J11	#2/#2 Duke	h	L	59-67
J15	vs. Kentucky (43)	n	L	62-66
J18	at #4/#3 North Carolina	a	L	56-85
J22	Wake Forest	h	W	66-61
J26	at #6/#6 Maryland	a	L	71-79
J29	Clemson	h	W	83-64
F2	Florida State	h	L	54-59
F5	#1/#1 North Carolina	h	L	56-75
F9	at #21/#22 Boston College	a	L	55-57
F12	at NC State	a	L	53-65
F19	Virginia Tech	h	L	54-70
F23	at Virginia	a	L	51-57
F26	at Miami	a	L	85-90 (20T)
M2	vs. Miami (36)	n	W	79-62
M3	vs. Maryland (36)	n	L	66-71

2006-07 (21-12, 9-5 ACC/6th)

NCAA Second Round

Captains: Janie Mitchell, Chioma Nnamaka

DATE	OPPONENT	H/A	RESULT	SCORE
N10	Mercer	h	W	87-48
N14	at Appalachian State	a	W	79-53
N16	Georgia State	h	W	83-41
N20	at Temple	a	L	62-76
N24	at San Diego	a	L	59-62
D3	#8/#8 Georgia	h	L	69-79
D6	Kennesaw State	h	W	81-43
D10	Jacksonville	h	W	79-57
D18	at Northwestern	a	W	82-68
D20	at College of Charleston	a	W	82-50
D29	Alcorn State (33)	h	W	76-54
D30	Mississippi State (33)	h	L	56-62
J2	#2/#2 North Carolina	h	L	57-69

J4	Winston-Salem State	h	W	73-43
J7	at Clemson	a	W	63-57
D10	Jacksonville	h	W	79-57
D18	at Northwestern	a	W	82-68
D20	at College of Charleston	a	W	82-50
D29	Alcorn State (33)	h	W	76-54
D30	Mississippi State (33)	h	L	56-62
J2	#2/#2 North Carolina	h	L	57-69
J4	Winston-Salem State	h	W	73-43
J7	at Clemson	a	W	63-57
J10	at #3/#3 Duke	a	L	51-83
J15	Miami	h	W	52-37
J18	at North Carolina	a	L	31-78
J21	vs. #14/#11 Vanderbilt (43)n	n	L	55-72
J25	Boston College	a	W	60-49
J28	at Wake Forest	a	W	58-45
F1	#4/#4 Maryland	h	W	77-72
F5	at Virginia Tech	a	L	68-73
F9	at Florida State	a	L	52-63
F11	NC State	h	W	69-62
F15	at Miami	a	W	66-45
F19	Clemson	h	W	62-59
F22	Virginia	h	W	73-49
F25	Longwood	h	W	75-46
M1	vs. Miami (36)	n	W	66-52
M2	vs. #6/#5 Maryland (36)	n	L	59-75
M17	vs. DePaul (44)	n	W	55-54
M19	vs. Purdue (44)	n	L	63-76

2007-08 (22-10, 7-7 ACC/5th)

NCAA First Round

Captains: Jill Ingram, Janie Mitchell, Chioma Nnamaka, Jacqua Williams

DATE	OPPONENT	H/A	RESULT	SCORE
N9	Davidson	h	W	69-50
N13	at Tulane	a	W	66-61
N18	Temple	h	W	59-49
N21	Northwestern	h	W	55-46
N28	at Iowa	a	W	76-57
D2	at #7/8 Georgia	a	L	64-71
D6	South Carolina Upstate	h	W	92-45
D9	Georgia Southern	h	W	78-50
D16	at Mississippi State	a	W	70-58
D18	at Mississippi Valley State	a	W	79-67
D22	at Georgia State	a	W	79-67
D29	Chicago State (33)	h	W	57-31
D30	Kennesaw St. (33)	h	W	83-68
J2	Jackson State	h	W	79-42
J5	at #4/4 North Carolina	a	L	78-99
J10	Wake Forest	h	W	57-47
J13	Miami	h	W	68-65
J17	at NC State	a	W	67-63
J20	at #4/4 Maryland	a	L	95-99 (20T)
J24	#10/10 Duke	h	L	47-73
J31	Clemson	h	W	77-59
F3	Florida State	h	W	83-73
F7	at Miami	a	L	52-54
F10	#3/3 North Carolina	h	L	61-75
F12	Savannah State	h	W	82-28
F18	at Boston College	a	L	53-62
F24	at Clemson	a	W	74-58
F29	Virginia Tech	h	W	76-43
M2	at Virginia	a	L	101-103 (20T)
M6	vs. Miami (36)	n	W	76-49
M7	vs. #25/25 Virginia (36)	n	L	43-52
M22	vs. Iowa State (45)	n	L	55-58

2008-09 (22-10, 8-6 ACC/5th)

NCAA Second Round

Captains: Alex Montgomery, Jacqua Williams

DATE	OPPONENT	H/A	RESULT	SCORE
N14	Troy	h	W	73-49
N16	at #1/1 Connecticut	a	L	71-82
N19	Kennesaw State	h	W	77-49
N22	Mississippi Valley State	h	W	72-37
N26	Georgia State	h	W	74-56
N29	vs. #9/11 Texas (46)	n	L	68-76
N30	vs. Tennessee Tech (46)	n	W	68-56
D3	#21/24 Michigan State	h	W	70-57
D5	Georgia	h	W	57-42
D13	vs. Oregon (47)	n	W	74-59
D18	vs. Winthrop (48)	n	W	65-27
D20	vs. UT-Arlington (48)	n	W	63-56

D30	Florida A&M	h	W	77-42
J4	Tulane	h	W	69-52
J8	Boston College	h	L	64-65 (OT)
J12	at Miami	a	W	68-50
J18	at Florida State	a	L	49-59
J22	#2/3 North Carolina	h	W	66-62
J25	at #4/8 Duke	a	L	34-60
J29	Miami	h	W	68-42
F1	Clemson	h	W	49-41
F3	at Wake Forest	a	L	60-68
F8	NC State	h	W	67-54
F11	at Savannah State	a	W	89-34
F15	at #8/7 North Carolina	a	L	50-73
F19	Maryland	h	L	79-87
F22	at Clemson	a	W	89-54
F26	at Virginia Tech	a	W	73-68 (OT)
M1	#22/19 Virginia	h	W	74-66
M5	vs. Clemson (36)	n	L	69-81
M22	at Iowa (49)	a	W	76-62
M24	vs. #4/4 Oklahoma (49)	n	L	50-69

2009-10 (23-10, 8-6 ACC/4th)

NCAA First Round

Captains: Brigitte Ardossi, Deja Foster, Alex Montgomery

DATE	OPPONENT	H/A	RESULT	SCORE
N13	Winthrop	h	W	63-30
N15	at Oklahoma State	a	L	64-70
N21	Florida Gulf Coast	h	W	58-48
N27	vs. Seton Hall (50)	n	W	57-51
N28	at Long Island (50)	a	W	73-56
D2	at Penn State	a	W	64-60
D6	at #13/16 Georgia	a	L	50-56
D13	Mississippi Valley State	h	W	89-41
D16	Oregon	h	W	87-69
D18	at Kennesaw State	a	W	94-48
D20	Arizona	h	W	70-48
D22	at Georgia State	a	W	62-50
D28	vs. Hampton (51)	n	W	63-54
D29	at Florida International	a	W	68-57
J2	Army	h	W	76-47
J6	at #7/7 North Carolina	a	L	78-89
J11	Clemson	h	W	72-58
J14	Wake Forest	h	W	72-66
J17	at Boston College	a	L	51-77
J21	Savannah State	h	W	80-51
J24	at #25/22 Virginia	a	L	55-57
J27	Miami	h	W	80-73 (OT)
J31	Virginia Tech	h	W	61-47
F5	at Maryland	a	W	61-60
F8	at Clemson	a	W	68-53
F15	#10/10 Florida State	h	L	59-69
F19	#8/7 Duke	h	L	50-64
F21	at Miami	a	W	77-73
F26	North Carolina	h	W	64-57
J28	at Nc State	a	L	46-54
M5	vs. Wake Forest (36)	n	W	52-45
M6	vs. #9/8 Duke (36)	n	L	55-67
M21	vs. Arkansas Little Rock (52)n	n	L	53-63

2010-11 (24-11, 9-5 ACC/t-4th)

NCAA Second Round

Captains: Deja Foster, Alex Montgomery, Metra Walthour

DATE	OPPONENT	H/A	RESULT	SCORE
N12	Georgia State	h	W	66-56
N14	at Old Dominion	a	L	63-65
N17	Kennesaw State	h	W	79-60
N19	Prairie View A&M	h	W	61-37
N21	#1/1 Connecticut	h	L	51-71
N25	vs. #12/12 Georgetown (42) n	n	L	58-67
N26	vs. #4/4 Tennessee (42)	n	L	42-66
N27	vs. Missouri (42)	n	W	61-46
D1	Northwestern	h	W	67-63
D3	Middle Tennessee State	h	W	68-48
D5	#21/22 Georgia	h	W	69-53
D21	at Portland State	a	W	69-53
D23	at Washington	a	W	60-27
D28	Mercer	h	W	101-44
D30	Tennessee State	h	W	82-11
J2	Jacksonville State	h	W	81-52
J6	#8/8 North Carolina	h	W	71-70
J9	at Clemson	a	W	64-53
J13	Virginia	h	W	68-48
J17	at Wake Forest	a	W	54-46

YEAR BY YEAR RESULTS

J21	at #3/3 Duke	a	L	32-69
J23	Boston College	h	W	67-54
J27	at Virginia Tech	a	W	78-57
J30	at #16/22 Miami	a	L	74-84 (OT)
F3	#12/10 Maryland	h	L	53-56
F11	at #19/15 Florida State	a	L	60-73
F13	NC State	h	W	74-65
F17	Clemson	h	W	72-46
F24	at #13/16 North Carolina	a	W	64-57
F27	#12/14 Miami	h	L	59-70
M3	vs. Virginia Tech (36)	n	W	81-58
M4	vs. #13/15 Maryland (36)	n	W	70-64
M5	vs. #8/7 Duke (36)	n	L	66-74
M19	vs. Bowling Green (53)	n	W	69-58
M21	vs. #18/24 Ohio State (53)	a	L	60-67

2011-12 (26-9, 12-4 ACC/t-3rd)

NCAA Sweet 16

Captains: LaQuanisha Adams, Mo Bennett, Sasha Goodlett, Chelsea Regins, Metra Walhour

Home games played at the Arena at Gwinnett Center, finale vs. Clemson played at Morehouse College

DATE	OPPONENT	H/A	RESULT	SCORE
N11	Alabama State	h	W	97-37
N13	Old Dominion	h	W	87-56
N19	at Marquette	a	W	74-63
N22	Kennesaw State	h	W	94-51
N25	vs. #13/13 Rutgers (54)	n	L	40-59
N26	vs. RV/18 Green Bay (54)	n	L	62-67 (OT)
N30	Nebraska	h	W	73-57
D4	at #15/14 Georgia	a	L	68-75
D11	at Middle Tennessee State	a	W	58-47
D16	at Georgia State	a	W	85-50
D19	vs. SIU-Edwardsville (48)	n	W	80-38
D21	vs. Central Arkansas (48)	n	W	67-61
D29	North Carolina A&T	h	W	74-57
J2	at NC State	a	W	76-66
J6	at #5/5 Maryland	a	L	74-77
J9	#13/13 Miami	h	L	65-77
J12	Wake Forest	h	W	71-67
J15	at Boston College	a	W	68-58
J18	#5/5 Duke	h	L	62-79
J22	at Florida State	a	W	79-55
J25	Virginia	h	W	63-53
J29	at Clemson	a	W	63-54
F2	NC State	h	W	75-68 (OT)
F6	#8/10 Maryland	h	L	56-64
F12	at #23 North Carolina	a	W	56-54
F16	at Wake Forest	a	W	67-52
F19	Boston College	h	W	85-48
F23	at Virginia Tech	a	W	76-66
F26	Clemson	h	W	62-50
M3	vs. North Carolina (36)	n	W	54-53
M4	vs. NC State (36)	n	W	87-61
M5	vs. #6/5 Maryland (36)	n	L	65-68
M18	vs. Sacred Heart (55)	n	W	76-50
M20	vs. #17/16 Georgetown (55)	n	W	76-64
M24	vs. #1/1 Baylor (45)	n	L	68-83

2012-13 (14-16, 7-11 ACC/t-7th)

First season at McCamish Pavilion

DATE	OPPONENT	H/A	RESULT	SCORE
N11	#20/16 Tennessee	h	L	71-54
N13	Kennesaw State	h	W	80-51
N18	Marquette	h	W	76-72
N23	vs. Syracuse (54)	n	L	75-72 (OT)
N24	vs. UW-Milwaukee (54)	n	W	66-57
N28	at #14/13 Purdue	a	L	85-73
D2	#8/9 Georgia	h	L	60-50
D6	at #4/4 Duke*	a	L	85-52
D16	Alcorn State	h	W	76-49
D21	Washington	h	W	52-44
D29	vs. Quinnipiac (51)	n	W	74-57
D30	at FIU (51)	a	W	65-63
J3	#19/21 Florida State*	h	L	85-78
J6	at Clemson*	a	W	81-59
J10	Virginia*	h	L	62-51
J13	at #11/20 North Carolina*	a	L	79-58
J17	at Miami*	a	L	71-65
J20	#10/10 Maryland*	h	L	66-57
J25	at #22/21 Florida State*	a	L	76-71
J27	NC State*	h	L	78-66
J31	Wake Forest*	h	W	89-82 (OT)

F3	at Virginia*	a	W	65-62
F8	Virginia Tech*	h	L	63-61
F10	#16/18 North Carolina*	h	L	60-58
F17	at NC State*	a	W	79-70
F21	at Wake Forest*	a	W	82-64
F24	Miami*	h	W	68-64
F28	Clemson*	h	W	74-48
M3	at Boston College*	a	L	74-68
M7	vs. Wake Forest (36)	n	L	86-67

2013-14 (20-12, 9-7 ACC/7th)

NCAA First Round

Captains: Shayla Bivins, Kaela Davis, Aaliyah Whiteside

DATE	OPPONENT	H/A	RESULT	SCORE
N8	Coppin State	h	W	79-57
N10	Western Carolina	h	W	87-47
N17	at #4/3 Tennessee	a	L	87-76
N24	at #23/21 Georgia	a	L	63-56
N29	vs. Southern Utah (56)	n	W	85-60
N30	vs. McNeese State (56)	n	W	69-60
D4	Illinois	h	W	93-69
D7	Alabama A&M	h	W	93-56
D17	Portland State	h	W	104-54
D20	RV/RV UTEP (57)	n	W	102-77
D21	#13/16 Oklahoma St. (57)	n	L	68-60
D29	Alabama State	h	W	99-58
D30	Hampton University	h	W	89-70
J5	#4/4 Duke*	h	L	64-47
J8	at Clemson*	a	W	89-68
J12	at RV/RV Syracuse*	a	L	76-70
J16	Wake Forest*	h	W	79-63
J19	at #6/6 Maryland*	a	L	92-81
J23	at Virginia Tech*	a	W	73-52
J26	#23/24 NC State*	h	L	80-73
J30	Clemson*	h	L	80-79 (OT)
F3	at Pittsburgh*	a	W	77-66
F6	#13/11 North Carolina*	h	W	94-91
F9	at Miami*	a	W	89-87
F14	Virginia*	h	W	95-76
F17	at #2/2 Notre Dame*	a	L	87-72
F23	#8/9 Maryland*	h	L	79-62
F27	at Florida State*	a	W	86-78
M2	Boston College*	h	W	84-74
M6	vs. Virginia (36)	n	W	77-76
M7	vs. #10/10 Duke (36)	n	L	82-52
M23	at LSU (58)	a	L	98-78

2014-15 (19-15, 7-9 ACC/t-9th)

WNIT Second Round

Captains: Kaela Davis, Roddreka Rogers, Sydney Wallace, Aaliyah Whiteside

DATE	OPPONENT	H/A	RESULT	SCORE
N14	at Loyola Chicago	a	W	102-44
N16	Morgan State	h	W	92-57
N19	Kennesaw State	h	W	105-76
N23	#24/rv Georgia	h	L	57-64
N25	Grambling State	h	W	97-64
N28	rv/rv Green Bay (59)	n	L	50-71
N29	Villanova (59)	n	W	71-63
N30	rv/- Minnesota (59)	n	L	69-72
D4	at #16/16 Michigan State	a	L	73-79 (ot)
D14	Central Arkansas	h	W	88-50
D17	Alabama State	h	W	77-53
D20	St. Francis Brooklyn	a	W	65-59
D29	Lipscomb	h	W	71-53
D30	Louisiana Tech	h	W	96-81
J2	#7/6 Louisville*	a	L	48-75
J4	Clemson*	h	W	74-66
J8	at Boston College*	a	W	80-77
J11	at #8/6 North Carolina*	a	L	81-96
J18	Pittsburgh*	h	L	72-75 (ot)
J22	at #6/5 Notre Dame*	a	L	76-89
J25	at Virginia*	a	W	68-62
J30	#9/9 Florida State*	h	L	62-82
F1	Virginia Tech*	h	W	79-71
F8	#25/25 Syracuse*	h	L	60-65
F12	NC State*	h	L	64-65
F15	at Miami*	a	L	59-64
F19	#4/4 Notre Dame*	h	L	61-71
F22	at Clemson*	a	W	71-59
F26	#16/17 Duke*	h	W	71-62
F28	at Wake Forest	a	W	67-60

M4	vs. Clemson (36)	n	W	80-53
M5	vs. #16/12 North Carolina	n	L	64-84
M19	Elon	h	W	69-47
M22	at Ole Miss	a	L	48-63

2015-16 (20-13, 8-8 ACC/t-7th)

WNIT Second Round

DATE	OPPONENT	H/A	RESULT	SCORE
N2	West Georgia (Exh)	H	W	77-35
N13	Loyola Chicago	H	W	84-77
N15	St. Francis Brooklyn	H	W	89-51
N18	Southeastern Louisiana	H	W	102-49
N22	at Georgia	A	L	78-66
N24	Alabama State	H	W	80-54
N26	vs. Northern Iowa (60)	N	L	61-58
N27	vs. High Point (60)	N	W	81-61
D2	at Indiana	A	L	69-60
D5	USC Upstate	H	W	87-46
D13	Samford	H	W	66-55
D15	Prarie View A&M	H	W	96-48
D18	Alabama	H	W	70-58
D20	at IUPUI	A	W	60-50
D30	at #3/3 Notre Dame*	A	L	85-76
J3	Louisville*	H	L	78-65
J7	at NC State*	A	L	65-57
J10	at #19/15 Florida State*	A	L	75-69
J14	North Carolina*	H	W	80-73
J17	Virginia*	H	L	78-67
J24	at Clemson*	A	W	76-63
J28	#3/3 Notre Dame*	H	L	54-42
J31	Boston College*	H	W	62-56
F4	at Virginia Tech*	A	W	51-34
F7	at #23 Syracuse*	A	L	71-52
F11	#19/17 Miami*	H	L	58-55
F14	Clemson*	H	W	77-48
F21	at Duke*	A	W	64-59
F25	at Pittsburgh*	A	W	66-60
F28	Wake Forest*	H	W	66-51
M3	vs. Wake Forest (36)	N	W	67-65
M4	vs. #7/6 Louisville (36)	N	L	60-50
M17	vs. Mercer (61)	H	W	73-56
M21	vs. Tulane (61)	H	L	64-61

2016-17 (22-15, 5-11 ACC/10th)

WNIT Runners-Up

DATE	OPPONENT	H/A	RESULT	SCORE
N11	Samford	H	W	62-57
N13	Alabama State	H	W	70-48
N16	at Kennesaw State	A	W	86-49
N20	Georgia	H	W	52-45
N25	vs. Dayton (62)	N	W	81-68
N26	vs. Mizou (62)	N	W	72-70
D1	Michigan	H	L	52-92
D3	Georgia State	H	W	73-42
D7	Mercer	H	W	70-50
D11	Appalachian State	H	W	81-52
D17	at Alabama	A	L	65-67
D22	at Middle Tennessee	A	W	61-60
D29	Princeton	H	W	67-51
J2	#7/2 Notre Dame*	H	L	38-55
J5	#13/15 Duke*	H	L	68-75
J12	at Boston College*	A	W	71-67
J15	#24 Syracuse*	H	W	75-66
J18	at #9/8 Louisville*	A	L	51-91
J22	at Wake Forest*	A	L	65-70 (ot)
J26	#6 Florida State*	H	L	63-67
J29	at Clemson*	A	L	61-62
F2	at Virginia*	A	L	64-65 (ot)
F5	Virginia Tech*	H	W	87-81
F9	#17 NC State*	H	L	67-75 (ot)
F12	at #7 Notre Dame*	A	L	69-90
F16	at North Carolina*	A	L	88-89
F19	Pittsburgh*	H	W	71-57
F23	Clemson*	H	W	72-58
F26	at #17 Miami*	A	L	70-75
M1	vs. Boston College (63)	N	W	71-67
M2	vs. #16 Miami (63)	N	L	71-87
M16	Jacksonville (61)	H	W	71-55
M19	UCF (61)	H	W	63-51
M23	Middle Tennessee (61)	H	W	70-57
M26	Alabama (61)	H	W	76-66
M29	Washington State (61)	H	W	69-61

YEAR BY YEAR RESULTS

A1 at Michigan (64) N L 79-89 (ot3)

2017-18 (20-14, 6-10 ACC/t-9th)

WNIT Third Round

DATE	OPPONENT	H/A	RESULT	SCORE
N5	Union (Tenn.) (Exh)	H	W	80-38
N10	at Appalachian State	A	W	75-41
N12	SC State	H	W	86-40
N15	Kennesaw State	H	W	86-48
N19	at Princeton	A	W	67-56
N21	Georgia State	H	W	75-51
N23	vs. Pennsylvania (62)	N	W	69-55
N25	vs. #8/9 Baylor (62)	N	L	80-57
N30	Purdue	H	W	68-55
D3	Middle Tennessee	H	W	48-45
D10	UT Arlington	H	W	80-52
D17	at Georgia	A	L	60-53
D19	Charleston Southern	H	W	78-51
D21	Southern Miss	H	W	63-44
D28	#3/4 Louisville*	H	L	74-71
D31	Clemson*	H	W	66-33
J4	at Syracuse*	A	L	88-77
J7	#2 Notre Dame*	H	L	77-54
J10	at NC State*	A	L	56-43
J14	at Pittsburgh*	A	L	68-62
J21	Wake Forest*	H	W	79-67
J25	at Virginia Tech*	A	L	68-62
J28	Virginia*	H	L	62-56
F1	at #19/19 Duke*	A	L	77-59
F4	at Clemson*	A	W	60-48
F8	Boston College*	H	W	67-43
F11	at #5 Notre Dame*	A	L	85-69
F15	North Carolina*	H	W	79-61
F22	Miami*	H	W	70-51
F25	at #9/12 Florida State*	A	L	64-61
F28	vs. Clemson (36)	N	W	61-52
M1	vs. Virginia (36)	N	L	60-58
M15	Bethune Cookman (61)	H	W	85-32
M18	UAB (61)	H	W	91-47
M22	at Alabama (65)	A	L	61-59

2018-19 (17-13, 7-9 ACC/9th)

DATE	OPPONENT	H/A	RESULT	SCORE
N4	Coastal Carolina (Exh.)	H	W	95-46
N9	at Houston	A	L	95-89 (2ot)
N11	Appalachian State	H	W	71-53
N14	Western Carolina	H	W	84-49
N18	#14 Georgia	H	W	63-53
N22	vs. George Washington (60)	N	W	70-55
N23	vs. Idaho State (60)	N	W	74-51
N29	at #9 Maryland	A	L	67-54
D2	at Georgia State	A	W	78-71
D5	Alabama State	H	W	69-42
D16	Kennesaw State	H	W	60-35
D20	vs. Seton Hall (66)	N	W	84-73
D21	vs. Dayton (66)	N	L	85-66
D30	Wofford	H	W	81-40
J3	at Boston College*	A	W	81-76
J6	#2 Notre Dame*	H	L	76-55
J10	Duke*	H	W	70-64
J13	at #2 Louisville*	A	L	61-44
J17	at Clemson*	A	L	71-61
J20	#12 Syracuse*	H	W	65-55
J27	#8 NC State*	H	L	68-60
J31	at North Carolina*	A	L	91-90
F3	at #5 Notre Dame*	A	L	90-50
F7	Pittsburgh*	H	W	67-55
F10	at Wake Forest*	A	W	60-46
F17	Virginia Tech*	H	W	76-68
F21	Clemson*	H	W	75-53
F24	at Virginia*	A	L	53-45
F28	at #15 Miami*	A	L	69-56
M3	Florida State*	H	L	64-55
M7	vs. North Carolina (36)	N	L	80-73

NELL FORTNER

Head Coach: 2019-25

Seasons: 6

Record: 110-75 (.595)

2019-20 (20-11, 10-8 ACC/7th)

DATE	OPPONENT	H/A	RESULT	SCORE
O30	Clayton State (Exh.)	H	W	73-35
N5	Houston	H	W	69-38
N10	Grambling State	H	W	89-42
N17	at Georgia	A	W	73-40
N20	Georgia State	H	W	69-28
N28	vs. Seton Hall (62)	N	W	79-54
N30	vs. Rutgers (62)	N	L	46-43
D5	Wisconsin	H	W	60-41
D8	at Kennesaw State	A	W	63-47
D15	ETSU	H	W	87-48
D20	vs. #11 Texas A&M (67)	N	L	60-48
D21	vs. Rice (67)	N	W	54-52
D29	Virginia*	H	W	61-51
J2	#23/RV Miami*	H	W	61-54
J5	at Wake Forest*	A	L	65-60
J9	at #11 Florida State*	A	W	67-52
J12	Clemson*	H	W	49-47
J16	at Syracuse*	A	W	82-64
J19	Boston College*	H	L	55-48
J23	North Carolina*	H	L	67-60 (ot)
J26	at Duke*	A	L	58-46
J30	at Miami*	A	L	54-59 (ot)
F2	Notre Dame*	H	L	59-51
F6	at Pittsburgh*	A	W	77-48
F9	Wake Forest*	H	W	62-52
F13	at Virginia Tech*	A	L	64-61 (ot)
F16	at #4 NC State*	A	W	65-61
F20	#5/6 Louisville*	H	L	58-47
F23	#17/18 Florida State*	H	W	65-62
M1	at Clemson*	A	W	56-44
M5	vs. Pitt (36)	N	W	68-58
M6	vs. #10 NC State (36)	N	L	57-48

2020-21 (17-9, 12-6 ACC/3rd)

NCAA Sweet 16

DATE	OPPONENT	H/A	RESULT	SCORE
N25	Georgia State	H	W	62-38
N29	Georgia	H	L	75-69 (ot)
D3	Tulane	H	W	55-51
D9	Boston College*	H	W	86-68
D13	at Notre Dame*	A	W	82-67
D31	#3 NC State*	H	L	84-75
J3	at Notre Dame*	A	L	69-67
J7	at Clemson*	A	W	67-55
J10	Virginia Tech*	H	W	56-54
J21	at Wake Forest*	A	W	73-44
J24	Florida State*	H	W	66-58
J28	at Miami*	A	W	70-56
F2	Syracuse*	H	W	76-63
F4	Clemson*	H	W	71-69
F7	Wake Forest*	H	L	61-52
F11	at #3 Louisville*	A	L	85-70
F16	Miami*	H	W	67-56
F18	at Florida State*	A	W	62-48
F21	at Boston College*	A	L	49-43
F25	at North Carolina*	A	L	84-59
F28	Pittsburgh*	H	W	65-60
M5	vs. Clemson (36)	N	W	60-57
M6	vs. #3/4 NC State (36)	N	L	66-61
M21	vs. Stephen F. Austin (68)	N	W	54-52 (ot)
M23	vs. #17/20 West Virginia (68)	N	W	73-56
M28	vs. #6/5 South Carolina (68)	N	L	76-56

2021-22 (21-11, 11-7 ACC/6th)

NCAA First Round

DATE	OPPONENT	H/A	RESULT	SCORE
N1	Clayton State (Exh.)	H	W	74-53
N9	at Central Michigan	A	W	74-40
N11	Kennesaw State	H	W	72-45
N14	Belmont	H	W	58-45
N17	at East Tennessee State	A	W	65-42
N21	Auburn	H	L	59-51
N24	Hofstra	H	W	65-32

D1	at Purdue	A	L	53-52
D5	at #20/19 Georgia	A	W	55-54
D9	#3/2 UConn	H	W	57-44
D12	Furman	H	W	63-36
D19	Wake Forest*	H	W	62-45
D21	Boston University	H	W	78-49
J2	#3/2 Louisville*	H	L	50-48
J9	Virginia*	H	W	67-31
J11	at Pitt*	A	W	63-52
J13	Florida State*	H	W	68-64
J16	at Miami*	A	L	46-45
J20	at Syracuse*	A	W	65-55
J23	#20 North Carolina*	H	W	55-38
J27	Boston College*	H	W	68-49
J30	at Clemson*	A	W	69-62
F1	at Duke*	A	W	59-46
F7	at #5 NC State*	A	L	59-48
F10	at Virginia Tech*	A	L	73-63
F13	Clemson*	H	W	92-84 (ot)
F17	#19 Notre Dame	H	L	72-66 (ot)
F20	Miami*	H	L	51-39
F24	at Florida State*	A	L	65-63 (ot)
F27	at Wake Forest*	A	W	64-56
M3	vs. Wake Forest (36)	N	W	45-40
M4	vs. #20 Notre Dame (36)	N	L	71-53
M18	vs. Kansas (69)	N	L	77-58

2022-23 (13-17, 4-14 ACC/14th)

DATE	OPPONENT	H/A	RESULT	SCORE
N3	Clayton State (Exh)	H	W	69-62
N10	Georgia State	H	W	60-42
N13	Kennesaw State	H	W	65-39
N16	at Auburn	A	W	57-51
N20	Georgia	H	L	66-52
N25	vs. South Florida (70)	N	L	63-50
N26	vs. Air Force (70)	N	W	65-59
N27	vs. Belmont (70)	N	W	58-52
D1	at Michigan State	A	W	66-63
D4	at Belmont	A	W	59-55
D11	Central Michigan	H	W	71-45
D18	at Boston College*	A	L	74-62
D21	Furman	H	W	82-41
D29	at Virginia*	A	L	69-63
J1	Florida State*	H	L	99-58
J5	at Louisville*	A	L	63-55
J8	at Wake Forest*	A	L	51-50
J12	Miami*	H	L	69-60
J15	#16 Duke*	H	L	65-47
J19	Syracuse*	H	W	69-57
J22	at #17 North Carolina*	A	L	70-57
J26	Clemson*	H	W	85-74
F2	#15 NC State*	H	W	68-62
F5	at Miami*	A	L	64-58
F9	at Clemson*	A	L	57-41
F12	Pittsburgh*	H	L	85-79 (2ot)
F16	Wake Forest*	H	W	63-55
F19	at #24 Florida State*	A	L	80-66
F23	at #10 Notre Dame*	A	L	76-53
F26	#9 Virginia Tech*	H	L	65-52
M1	vs. Boston College (36)	N	L	62-57

2023-24 (17-16, 7-11 ACC/10th)

WBIT First Round

DATE	OPPONENT	H/A	RESULT	SCORE
N2	Georgia College (Exh)	H	W	93-56
N6	Coastal Carolina	H	W	83-53
N11	Furman	H	W	91-56
N16	at Rice	A	W	78-75
N19	Kennesaw State	H	W	77-38
N23	vs. Creighton (60)	N	L	57-46
N24	vs. New Mexico (60)	N	W	66-55
N29	Florida	H	L	68-58
D2	at Nebraska	A	L	80-72
D5	Mercer	H	W	73-60
D10	Georgia State	H	W	94-70
D16	at Georgia	A	W	64-53
D20	USC Upstate	H	W	81-50
D29	at #22 Florida State*	A	L	95-80
J4	Virginia*	H	W	63-60
J7	at Pitt*	A	W	68-58
J11	Clemson*	H	W	70-62
J14	at Duke*	A	L	84-46
J18	#23 North Carolina*	H	L	73-68

YEAR BY YEAR RESULTS

J21	Boston College*	H	W	69-54
J25	at #19 Virginia Tech*	A	L	87-69
J28	#23 Florida State*	H	L	78-67
F1	#14 Notre Dame*	H	L	85-48
F4	at Wake Forest*	A	W	58-55
F8	at #23 Syracuse*	A	L	62-59
F11	Miami*	H	L	62-60
F15	at Clemson*	A	W	64-63
F18	at #6 NC State*	A	L	86-85 (ot)
F22	#20 Louisville*	H	L	80-62
F25	Wake Forest*	H	L	71-66
M3	at Miami*	A	W	71-66 (ot)
M6	vs. Pitt (36)	N	W	73-60
M7	vs. Duke (36)	N	L	79-58
M21	at Mississippi State (71)	A	L	84-47

2024-25 (22-11, 9-9 ACC/9th)

NCAA Tournament First Round

DATE	OPPONENT	H/A	RESULT	SCORE
O31	Anderson University (Exh)	H	W	109-53
N4	Winthrop	H	W	85-39
N8	Georgia State	H	W	67-47
N14	West Georgia	H	W	88-53
N17	Georgia	H	W	83-67
N23	vs. South Dakota State (72)	N	W	71-57
N25	vs. #21 Oregon (72)	N	W	74-58
D1	Florida A&M	H	W	98-56
D4	Mississippi State	H	W	78-75
D8	at Mercer	A	W	78-42
D11	Louisiana Monroe	H	W	97-37
D15	at #14 North Carolina*	A	W	82-76
D18	Rice	H	W	88-57
D21	#23 Nebraska	H	W	72-61
D29	Pittsburgh*	H	W	100-61
J2	Syracuse*	H	W	85-68
J9	Virginia Tech*	H	L	105-94 (2ot)
J12	at Louisville*	A	L	69-60
J16	at #3 Notre Dame*	A	L	81-66
J19	Clemson*	H	W	89-65
J23	at Virginia*	A	W	75-62
J26	#14 Duke*	H	L	55-50
F2	at Miami*	A	W	77-66
F6	SMU*	H	W	70-69
F9	at Boston College*	A	W	71-51
F13	at Clemson*	A	L	68-61
F16	Wake Forest*	H	W	73-62
F20	#13 NC State*	H	L	83-68
F23	Florida State*	H	L	73-70
F27	at California*	A	L	79-65
M2	at Stanford*	A	L	87-82
M6	vs. Virginia Tech (36)	N	W	72-57
M7	vs. #7 NC State (36)	N	L	73-72
M21	vs. Richmond (73)	N	L	74-49

Neutral Sites Key


1. GAIWV State Tournament
2. Virginia Tipoff Tournament, Charlottesville, Va.
3. ACC Tournament, College Park, Md.
4. ACC Tournament, Clemson, S.C.
5. ACC Tournament, Raleigh, N.C.
6. Miller High Life Classic, Lawrenceville, N.J.
7. Northern Lights Invitational, Anchorage, Alaska
8. ACC Tournament, Chapel Hill, N.C.
9. Days Inn Classic, Atlanta, Ga.
10. South Florida Invitational, Tampa, Fla.
11. ACC Tournament, Fayetteville, N.C.
12. Wagner Christmas Invitational, New York, N.Y.
13. Radisson Classic, Atlanta, Ga.
14. Lady Blazer Invitational, Birmingham, Ala.
15. Pepperdine Invitational, Malibu, Calif.
16. Fordham Lady Ram Classic, New York, N.Y.
17. Tallahassee Hilton Classic, Tallahassee, Fla.
18. Augusta Basketball Classic, Augusta, Maine
19. Pickett Suite Classic, Atlanta, Ga.
20. Comfort Inn Downtown Classic, Atlanta, Ga.
21. Dial Soap Classic, Minneapolis, Minn.
22. Penn Red & Blue Classic, Philadelphia, Pa.
23. Lady Paladin/Ramada Inn Invitational, Greenville, S.C.
24. Pepsi/Church's Holiday Classic, Miami, Fla.
25. ACC Tournament, Rock Hill, S.C.
26. National Women's Invitational Tournament, Amarillo, Tex.
27. Texaco/Hawk Classic, Philadelphia, Pa.

28. NCAA Tournament Mid-East Regional
29. Sheraton Big Apple Classic, Manhattan, N.Y.
30. ISES Southern Invitational, Atlanta, Ga.
31. Hyatt Regency Holiday Tournament, Atlanta, Ga.
32. ACC Tournament, Charlotte, N.C.
33. GT/Atlanta Marriott NW Holiday Invit., Atlanta, Ga.
34. GT/Atlanta Marriott Northwest Classic, Atlanta, Ga.
35. Cobb Civic Center, Marietta, Ga.
36. ACC Tournament, Greensboro, N.C.
37. National Women's Invitational Tournament
38. Omni, Atlanta, Ga.
39. ECU Tournament, Greenville, N.C.
40. Philips Arena, Atlanta, Ga.
41. NCAA First Round, West Lafayette, Ind.
42. Paradise Jam, St. Thomas, US Virgin Islands
43. Gwinnett Center, Duluth, Ga.
44. Williams Arena, Minneapolis, Minn.
45. Wells Fargo Arena, Des Moines, Iowa
46. FAU Thanksgiving Classic, Boca Raton, Fla.
47. Pape Jam, Rose Garden Arena, Portland, Ore.
48. Bahamas Sunsplash Shootout, Nassau, Bahamas
49. Carver-Hawkeye Arena, Iowa City, Iowa
50. LIU Turkey Classic, Brooklyn, N.Y.
51. FIU Sun & Fun Classic, Miami, Fla.
52. Lloyd Nobe Center, Norman, Okla.
53. St. John Arena, Columbus, Ohio
54. San Juan Shootout, San Juan, Puerto Rico
55. Carmichael Arena, Chapel Hill, N.C.
56. LIU Turkey Classic, Brooklyn, N.Y.
57. Puerto Rico Classic, San Juan, Puerto Rico
58. Maravich Arena, Baton Rouge, La. - NCAA First Round
59. Gulf Coast Showcase, Naples, Fla.
60. Cancun Challenge, Cancun, Mexico
61. WNIT, Atlanta, Ga.
62. Junkanoo Jam, Bimini, Bahamas
63. ACC Tournament, Conway, S.C.
64. WNIT, Detroit, Mich. (Calihan Hall)
65. WNIT, Alabama, Ala. (Coleman Coliseum)
66. West Palm Invitational, West Palm Beach, Fla.
67. Coqui Classic, San Juan, Puerto Rico
68. NCAA Tournament, San Antonio, Texas
69. NCAA Tournament, Stanford, Calif.
70. Gulf Coast Showcase, Estero, Fla.
71. WBIT, Starkville, Miss.
72. Hawaii North Shore Showcase, Laie, Hawaii
73. NCAA Tournament, Los Angeles, Calif. (UCLA)

Georgia Tech Records-at-a-Glance

Overall	796-706 (.530)
vs. ACC	266-418 (.389)
in ACC Tournament	24-46 (.343)
in Home games	432-244 (.639)
in Away games	195-317 (.381)
in Neutral games	93-91 (.505)
in WNIT/NWIT (Seven Appearances)	14-7
in WBIT (1 Appearance)	0-1
in NCAA (12 Appearances)	7-12
vs. Ranked Opponents	51-306
vs. Top-10 Opponents	12-155

ALL-TIME LETTERWINNERS AND COACHES

**A**

Adams, LaQuanisha	2009-12*
Alben, Catherine	2025-
Alligood, Donna	1981-82*
Ancora, Giuliett	2005-06*
Andrews, Lillian	2016
Aranaz, Aixa Wone	2020-24*
Ardossi, Brigitte	2007-10*
Augustinaite, Rusne	2023-25*
Avant, Val	1988*
Aves, Lindsey	1999-00*
Avram, Simina	2014-17*

B

Baldwin, Selena	1990-93*
Balogun, Elizabeth	2018-19*
Bärlin, Nina	2000-03*
Bates, Sarah	2019-22*
Bediako, Jada	2023-24*
Bennett, Mo	2009-12*
Bivins, Shayla	2010-14
Blackmon, Tiffany	2007-10*
Blackshear, Kayla	2021-25*
Blain, Jasmine	2010-13
Boatner, Tamika	2000-02*
Boswell, Raeven	2022-23*
Boyd, Anaya	2020-21*
Brandt, Kate	1981-84*
Blalock, Tina	1981-83*
Bootz, Dolores	1985-88*
Brown, Breanna	2017-18*
Buchannon, Stacey	1994-95*
Buie, Angel	2007
Bulane, Elizabete	2021-22*
Butler, Niesha	1999-2002*

C

Caldwell, Devony	1990-93*
Carnegie, Dani	2024-25*
Carter, Michele	1984*
Carter, Avyonce	2020-24*
Carson, Jasmine	2018-20*
Chandler, Jan	1977*
Chaney, Valerie	1998*
Chavis, Alesia	1979*
Cochran, Cindy	1982-85*
Coil, Susie	2002
Collier, Joya	1996*
Cook, Zutorya	2016-17
Corbitt, Leslie	1975
Crawford, Kim	1983-86*
Crawshaw, Jada	2025-
Cryor, Ciani	2015-16*
Cubaj, Lorela	2017-22*
Cummings, Taja	2017-18*

D

Davis, Bronda	1990-91*
Davis, Carmen	1990-91-92*
Davis, Emily	1985-86*
Davis, Kaela	2014-15*
Delp, Mary Denise	1982*
Diouf, Anne Francoise	2016-20*
Dixon, Elizabeth	2018-19*
Donehew, Danielle	1997-2000*
Dortch, Kathy	1993-97*
Duggins, Anna Maria	1993-94*
Dunn, Kara	2022-25*

E

Ebert, Ashley	1999-2002*
Echols, Allison	1989-92*
Edeferioka, Elo	2015-18*
Ehle, Tory	1984-87*
Ellison, Kymberly	2013-14*

F

Fails, Candi	1999*
Farmer, Jackie	1987*
Finney, Christie	1992-95*
Fischer, Angie	1990-93*
Fisher, Sara	1988*
Fletcher, Kierra	2017-21, 2021-22*
Fogdemark, Frida	2011-14*
Follrod, Debbie	1975
Ford, Kisha	1994-97*
Fortune, Martine	2015-19*
Foster, Becky	1989*
Foster, Deja	2008-11*
Foster, La'Nya	2025-
Fountain, Donnaizha	2014
Frick, Marguerite	1975-76
Foy, Betsy	1998*
Fulton, Tammy	1979*

G

Gabbard, Becky	1976
Gari, Irene	2015-16*
Garner, Erin	2015-16*
Gaspar, Sarah	1994-97*
Gernatt, Theresa	1988-91*
Giambruno, Mary	1980-82*
Gilreath, Jane	1981*
Gilstrap, Stacy	1977*
Gortnar, Tjasa	2012*
Goodlett, Sasha	2009-12*
Graves, Diane	1981*
Gregg, D'asia	2018-19*
Grooms, Gabbie	2024-25*
Guerrant, Ashley	2003-05*
Guimaraes, Chelsea	2015-17*

H

Hamilton-Carter, Danielle	2010-13*
Harpring, Megan	2003-06*
Harrison, Carmyn	2021-23*
Harrison, Nicole	1992*
Hartwell, Sarah	2012*
Heitmann, Deni	1975-76
Hemingway, Iasia	2008-09*
Hendershott, Jennifer	1978-81*
Hermosa, Nerea	2019-23*
Higgs, Stephanie	2004-07*
Holston, Gabrielle	2014
Horton, Amy	2008
Howard, Aisha	1998*
Howard, Dejoria	2015-16*

I

Ingram, Jill	2005-08*
Isom, Megan	2002-04*

J

Jacobs, DeWayna	1989*
Jackson, Bianca	2022-23*
Jackson, Brittany	2013*
James, Janice	1984-85*
Jefferson, Daijah	2017-20*
Jicka, Mary Lou	1981-84*
Johnson, April	2003-04*
Johnson, Sydney	2023-24*
Jones, Angela	1985*
Jones, Harriett	1977*
Jones, De'Ashia	2015*
Josiah, Nia	2006-07

K

Kauffman, Joannah	1995-98*
Kauffman, Lara	1989-93*
Keener, Demieta	1992-95*
Kruppa, Jaime	1998-01*

L

Lahtinen, Lotta-Maj	2018-22*
Lamprey, Ruth	1986-87*
Langston, Lynn	1993*
Laudenslager, Rochelle	1980-83*
Leachman, Jennifer	1983-85*
Lineberger, Debbie	1979-80*
Lingenfelder, Amy	2000*
Longo, Jane	1977-78*
Lopez, Teresa	1979-81*
Lounsbury, Karen	1989-92*
Love, Eylla	2020-22*
Lovett, Lisa	1977-80*

M

Mainland, Marlene	1985-88*
Mallory, Sorja	2000-03*
Malone, Anita	1982-84, 1986*
Marshall, Tyaunna	2011-14*
Marrell, Penny	1976
Martin, Tiffany	1994-97*
Martinez, Milli	1999-2002*
Matlock, Shea	1996-98*
Maye, Dawnn	2011-14*
McKenzie, Paula	1975
McCallum, Candice	1998-2000*
McClure, Terri	1975-77*
McDonald, Breana	2013
McQueen, Loyal	2020-21*
Miller, Julie	1975
Miller, Mandy	1987-88*
Mitchell, Daphne	2005-08*
Mitchell, Janie	2005-08*
Monroe, Maya	2002-04*
Montgomery, Alex	2008-11*
Montgomery, Kondaia	2018-20*
Moon, Erica	2025-
Moon, Hea Ju	1987-88*
Morelock, Janice	1977*
Morgan, Tonie	2022-25*
Morris, Wendy	1979*
Moss, Shantrell	2005*
Mukeba, Déborah	2025-
Munnion, Carla	1995-98*
Muir, Kelly	1997-99*

N

Neal, Ida	1986-89*
Ngoie-Hasahya, Sandra	2011*
Nnamaka, Chioma	2005-08*
Noguero, Inés	2022-*
Novotny, Shelli	1996-98*
Nwora, Ronni	2019-21

O

O'Dell, Margaret	1975
O'Neil, Zaire	2014-18*

P

Pacariz, Jasmina	2001-04*
Pan, Francesca	2016-20*
Pardee, Janine	1976
Peresson, Antonia	2014-18*
Phillips, April	2006*
Phillips, Cheytoria	2003-06*
Pierce, Joyce	1991-93*
Portwood, Tina	1977*
Posey, Jamie	1978-81*
Potter, Tara	1989-90*

ALL-TIME LETTERWINNERS AND COACHES



Pugh, Kaylan 2016-18*

Q

Quarterman, Valeria 1998*

R

Rainwater, Karen	1978-81*
Ray, Ellen	1975
Reinhardt, Robin	1975-78*
Regins, Chelsea	2009-12*
Rodd, Tonia	1986-89*
Rogers, Roddrecka	2013-16*
Rucker, Mary	1980-82, 1984*
Ryan, Melinda	1978-80*

S

Samborsky, Sukie	1978*
Sampson, Kristy	1977*
Samuel, Savannah	2025-
Sauer, Lauren	2005-06*
Scott, Chanin	2016-20*
Seeger, Kathy	1978-79*
Shanklin, Kathy	1978*
Siebenmorgan, Vicki	1977-79*
Smith, Carol	1980*
Smith, Dawn	1994-95-97*
Smith, Zoeshia 'Zoe'	2024-25*
Stewart, Alex	2000-04*
Stokes, Fallon	2001-04*
Strautmane, Digna	2021-22*
Swartz, Cameron	2022-23*
Sweeney, Cha'Ron	2016-17

T

Tate, Bonnie	1977-79*
Tate, Regina	1998-02*
Taylor, McKayla	2025-
Taylor, Nariah	2013-15*
Taylor, Sharena	2010-13*
Taylor, Tabasha	2002
Termis, Ariadna	2023-*
Terry, Kasha	2003-06*
Thigpen, Carolyn	1975
Thomas-Harris, D'Asia	2023-25*
Thompson, Tianna	2024-25*
Tilford, Imani	2014-18*
Trice, Simone	2008-09*
Turner, Tabitha	2006-09*
Turnage, Brianna	2025-

U

Urdiain, Leyre 2025-

V

Vuckovic, Katarina 2013-17*

W

Wagner, Sheila	1987-90*
Walker, Marielle	1985-88*
Walker, Nefertiti	2002*
Walker, Talayah	2025-
Wallace, Sydney	2012-15*
Walshour, Metra	2009-12*
Weinert, Kirsten	1983-86*
Weiss, Aimee	1990-93*
Wells, Kim	1985-87*
White, Heather	1989-91*
Whiteside, Aaliyah	2013-16*
Wilkinson, Renee	1993-96*
Williams, Jacqua	2006-09*
Williams, Jessica	2003-06*
Williams, Kenya	1996-99*
Wilson, Caitlyn	2023-24*
Wilson, Kentrina	2004-07*
Wilson, Yvonne	1993-94*
Winn, Mallorie	2003-04*
Woodhull, LeeAnn	1980-83*
Woolcock, Shaday	2008-09*
Wright, Chazadi 'Chit-Chat'	2024-25*

HEAD COACHES

Agnus Berenato	1988-2003
Karen Blair	2025-present
James P. Culpepper, Jr.	1974-80
Benny Dees	1980-81
Nell Fortner	2019-25
MaChelle Joseph	2004-19
Bernadette McGlade	1981-88

ASSISTANT COACHES

<i>(since 1981)</i>	
Blanche Alverson	2019-25
LaSondra Barrett	2022-25
Agnus Berenato	1986-88
Octavia Blue	2010-11
Tasha Butts	2019-23
Greg Callan	2024-25
Shelia Collins	1989-94
Caleb Currier	2023-
Candy Cage	1997-01
Kisha Ford	2002
Deja Foster	2013
Marsha Frese	2025-
Kim Goshell	1993-95
Russell Harrell	1988-89
Gene Hill	2009-11
Monique Holland	1997-01
Mary Ann Ingram	1982-84

Sadiaa Jones	2006
MaChelle Joseph	2002-03
Ben Kantor	2025-
Lara Kauffman	1994-96
Brenda Mock Kirkpatrick	2003-04
Seth Kushkin	2006-07
Jim Lewis	2011
Mack McCarthy	2005
Stephanie McCormick	2004
Brandy Manning	2019-20
Chris Meadows, Sr.	2025-
Sytia Messer	2005-09; 2012-13
Faye Young Miller	1988-93
Mark Miller	1998-01
Janie Mitchell	2012
Teri Moren	2008-10
Kevin Morrison	2015-18
Rob Norris	2015-18
Muriel Page	2020-22
Sasha Palmer	2018-19
Joyce Patterson	1984-85
Jonneshia Pineda	2017-19
Art Prevost	2004-05
Sam Purcell	2011-13
Debbie Richardson	1981-86, 1994-98
Michael Scruggs	2023-25
Mark Simons	2007-08, 2018-19
Lisa Stockton	1990-94
Karen Turner	1985-88
Michael Wholey	2013
Jeffrey Williams	2002-03
Morgan Williams	2025-
M.L. Willis	2013-17

GRADUATE ASSISTANTS

LaQuananisha Adams	2012-14
Brandon Brown	2024-25
Mary Denkler	1984-85
Danielle Donehew	2000-01
Ashley Ebert	2003-04
Julie Ehlers	1991-92
Lauren James	2022-24
Ann Lashley	1989-90
April Phillips	2014
Jonneshia Pineda	2015-17
Jamie Posey	1981-84
Metra Walshour	2014-15
Katie Wilkins	2019-21

*Denotes Letterwinner
Bold denotes Active

ALL-TIME SERIES HISTORY

Team	W	L	First Meeting	Last Meeting	Team	W	L	First Meeting	Last Meeting
Air Force	1	0	2022-23	2022-23	Florida State	25	33	1974-75	2024-25
Alabama	2	5	1982-83	2017-18	Fordham	5	0	1984-85	2002-03
Alabama A&M	1	0	2013-14	2013-14	Fort Valley State	0	1	1974-75	1974-75
Alabama State	7	0	2005-06	2018-19	Fresno State	1	0	2000-01	2000-01
Alaska-Anchorage	0	1	1994-95	1994-95	Furman	11	2	1977-78	2023-24
Albany State	1	5	1975-76	1980-81	George Washington	1	0	2018-19	2018-19
Alcorn State	4	0	1991-92	2012-13	Georgetown	1	1	2010-11	2011-12
American	0	2	1997-98	1998-99	Georgia	10	37	1974-75	2024-25
Appalachian State	9	1	1988-89	2018-19	Georgia Baptist	5	1	1974-75	1977-78
Arizona	2	0	1984-85	2009-10	Georgia College	3	1	1977-78	1978-79
Arkansas	0	2	1999-00	2004-05	Georgia Southern	4	7	1979-80	2007-08
Arkansas Little Rock	0	1	2009-10	2009-10	Georgia Southwestern	4	0	1978-79	1982-83
Arkansas Pine Bluff	1	0	2005-06	2005-06	Georgia State	32	11	1975-76	2024-25
Arkansas State	1	0	2001-02	2001-02	Gordon	2	0	1974-75	1974-75
Armstrong State	4	1	1976-77	1978-79	Grambling State	3	0	2004-05	2019-20
Army	3	0	1991-92	2009-10	Hampton	2	0	2009-10	2013-14
Atlanta Christian	4	0	1975-76	1975-76	Hawaii	1	0	1991-92	1991-92
Auburn	1	4	1975-76	2022-23	High Point	1	0	2015-16	2015-16
Auburn-Montgomery	4	0	1986-87	1989-90	Hofstra	4	0	1992-93	2021-22
Augusta College	1	8	1974-75	1978-79	Houston	1	1	2018-19	2019-20
Baylor	0	2	2011-12	2017-18	Howard	1	0	1988-89	1988-89
Belmont	4	0	1997-98	2022-23	Idaho State	1	0	2018-19	2018-19
Berry	0	5	1974-75	1981-82	Illinois	2	0	1995-96	2013-14
Bethune Cookman	1	0	2017-18	2017-18	Indiana	0	1	2015-16	2015-16
Boise State	1	0	1989-90	1989-90	Iona	1	0	1987-88	1987-88
Boston College	17	9	1991-92	2024-25	Iowa	2	0	2007-08	2008-09
Boston University	1	0	2021-22	2021-22	Iowa State	0	1	2007-08	2007-08
Bowling Green	1	0	2010-11	2010-11	IUPUI	1	0	2015-16	2015-16
Bryan	4	0	1976-77	1977-78	James Madison	1	0	2003-04	2003-04
Butler	0	1	1994-95	1994-95	Jackson State	1	0	2007-08	2007-08
California	0	1	2024-25	2024-25	Jacksonville	2	0	2006-07	2016-17
Cal Santa Barbara	1	0	1986-87	1986-87	Jacksonville State	1	0	2010-11	2010-11
Campbell	0	1	1990-91	1990-91	Kansas	0	1	2021-22	2021-22
Charleston Southern	5	0	1997-98	2017-18	Kansas State	0	2	2001-02	2002-03
Charlotte	1	0	2002-03	2002-03	Kennesaw State	16	0	1982-83	2023-24
Chattanooga	14	2	1985-86	1999-00	Kentucky	0	1	2005-06	2005-06
Chicago State	1	0	2007-08	2007-08	Lafayette	3	0	1989-90	1998-99
Central Arkansas	2	0	2011-12	2014-15	Lipscomb	1	0	2014-15	2014-15
Central Michigan	2	0	2021-22	2022-23	Long Island	3	0	2001-02	2009-10
Clemson	50	47	1979-80	2024-25	Longwood	2	0	2005-06	2006-07
Coastal Carolina	2	0	1987-88	2023-24	LSU	0	1	2013-14	2013-14
College of Charleston	2	0	2005-06	2006-07	Louisiana Monroe	1	0	2024-25	2024-25
Colorado	1	0	1984-85	1984-85	Louisiana Tech	1	0	2014-15	2014-15
Columbia	1	0	1985-86	1985-86	Louisville	0	12	2014-15	2024-25
Connecticut	1	2	2008-09	2021-22	Loyola Chicago	2	0	2014-15	2015-16
Converse	3	0	1977-78	1984-85	Loyola Marymount	1	0	1989-90	1989-90
Coppin State	2	0	1991-92	2013-14	Maine	1	0	1988-89	1988-89
Cornell	2	0	1994-95	2000-01	Manhattan	2	0	1995-96	1996-97
Covenant	8	0	1976-77	1982-83	Marist	2	0	1987-88	1991-92
Creighton	0	1	2023-24	2023-24	Marquette	2	0	2011-12	2012-13
Dartmouth	1	0	2000-01	2000-01	Mars Hill	0	1	1978-79	1978-79
Dayton	1	1	2016-17	2018-19	Marshall	1	0	1985-86	1985-86
Davidson	3	1	1997-98	2007-08	Maryland	18	50	1979-80	2018-19
DeKalb Central	0	2	1974-75	1974-75	Maryland-Eastern Shore	1	0	1995-96	1995-96
DeKalb South	2	0	1974-75	1974-75	Maryville	2	0	1976-77	1977-78
DePaul	1	0	2006-07	2006-07	Massachusetts	1	0	2005-06	2005-06
Drake	0	1	1982-83	1982-83	McNeese State	1	0	2013-14	2013-14
Drexel	1	0	1996-97	1996-97	Mercer	18	6	1979-80	2024-25
Duke	11	66	1978-79	2024-25	Miami (Fla.)	19	22	1980-81	2024-25
East Carolina	1	2	1981-82	2002-03	Miami (Ohio)	1	0	2002-03	2002-03
East Tennessee State	1	0	2021-22	2021-22	Michigan	0	2	2016-17	2016-17
Eastern Washington	1	0	2001-02	2001-02	Michigan State	2	1	2008-09	2022-23
Elon	2	0	1999-00	2014-15	Middle Tennessee State	5	0	2010-11	2017-18
Emory (at Oxford)	1	0	1974-75	1974-75	Minnesota	2	2	1990-91	2014-15
Erskine	0	1	1978-79	1978-79	Mississippi State	2	5	1999-00	2024-25
Fairfield	1	0	1994-95	1994-95	Miss. Univ. for Women	2	0	1981-82	1983-84
Florida	1	1	1986-87	2023-24	Mississippi Valley State	4	0	2004-05	2009-10
Florida A&M	3	0	2003-04	2024-25	Missouri	2	0	2010-11	2016-17
Florida Atlantic	1	0	2003-04	2003-04	Monmouth	2	0	1987-88	1999-00
Florida Gulf Coast	1	0	2009-10	2009-10	Morgan State	1	0	2014-15	2014-15
Florida International	3	0	1980-81	2012-13	Morris Brown	3	0	1976-77	2001-02

ALL-TIME SERIES HISTORY

Team	W	L	First Meeting	Last Meeting	Team	W	L	First Meeting	Last Meeting
Mount St. Mary's	1	0	2000-01	2000-01	Tennessee Tech	1	0	2008-09	2008-09
Nebraska	3	1	1991-92	2024-25	Tennessee Temple	5	3	1975-76	1978-79
New Hampshire	1	0	1995-96	1995-96	Tennessee Wesleyan	0	2	1976-77	1976-77
New Mexico	1	0	2023-24	2023-24	Texas	0	1	2008-09	2008-09
North Carolina	22	62	1977-78	2024-25	Texas A&M	0	1	2019-20	2019-20
North Carolina A&T	1	0	2011-12	2011-12	UT-Arlington	2	0	2008-09	2017-18
North Carolina State	25	54	1979-80	2024-25	Tift College	6	7	1974-75	1980-81
UNC-Asheville	4	1	1977-78	2001-02	Troy	2	0	2005-06	2008-09
UNC-Wilmington	1	0	1990-91	1990-91	Tulane	5	1	1977-78	2020-21
North Georgia	1	3	1975-76	1982-83	Tulsa	1	1	2004-05	2005-06
Northern Iowa	0	1	2015-16	2015-16	UAB	6	1	1985-86	2017-18
Northwestern	3	1	1992-93	2010-11	UCF	3	0	2002-03	2016-17
Notre Dame	1	19	1996-97	2024-25	UCLA	0	1	1994-95	1994-95
Ohio State	0	1	2010-11	2010-11	USC Upstate	3	0	2007-08	2023-24
Oklahoma	0	1	2008-09	2008-09	Utah State	1	0	1986-87	1980-87
Oklahoma State	0	2	2009-10	2013-14	UTEP	1	0	2013-14	2013-14
Old Dominion	2	2	2003-04	2011-12	Valdosta State	0	4	1979-80	1980-81
Ole Miss	0	1	2014-15	2014-15	Vanderbilt	2	4	1978-79	2006-07
Oregon	3	0	2008-09	2024-25	Villanova	1	1	1982-83	2014-15
Pacific	0	1	1989-90	1989-90	Virginia	19	59	1979-80	2024-25
Pennsylvania	3	0	1982-83	2017-18	VCU	1	0	1987-88	1987-88
Penn State	1	0	2009-10	2009-10	Virginia Tech	13	11	2002-03	2024-25
Pepperdine	1	0	1986-87	1986-87	Wagner	2	0	1984-85	2000-01
Piedmont	4	2	1976-77	1978-79	Wake Forest	52	29	1979-80	2024-25
Pittsburgh	11	4	1999-00	2024-25	Washington	2	0	2010-11	2012-13
Portland State	2	0	2010-11	2013-14	Washington State	1	0	2016-17	2016-17
Prairie View A&M	2	0	2010-11	2015-16	Weber State	1	0	1998-99	1998-99
Presbyterian	2	0	1984-85	1985-86	West Georgia	3	3	1975-76	2024-25
Princeton	4	0	2003-04	2017-18	West Virginia	1	2	1983-84	2020-21
Purdue	1	3	2006-07	2021-22	Western Carolina	7	0	1984-85	2018-19
Queens College	1	0	1983-84	1983-84	Western Michigan	1	0	1999-00	1999-00
Quinnipiac	1	0	2012-13	2012-13	William & Mary	3	0	1990-91	2003-04
Rice	3	0	2019-20	2024-25	Winston-Salem State	1	0	2006-07	2006-07
Richmond	2	1	1985-86	2024-25	Winthrop	5	0	1988-89	2024-25
Rider	2	1	1990-91	1993-94	Wisconsin	1	0	2019-20	2019-20
Rollins	1	0	1976-77	1976-77	Wisconsin-Green Bay	1	2	1991-92	2014-15
Rutgers	0	2	2011-12	2019-20	Wisconsin-Milwaukee	1	0	2012-13	2012-13
Sacred Heart	1	0	2011-12	2011-12	Wofford	1	0	2018-19	2018-19
SIU-Edwardsville	1	0	2011-12	2011-12					
St. Francis (Pa.)	1	0	2000-01	2000-01					
St. Francis Brooklyn	4	0	1998-99	2015-16					
St. John's	1	1	2002-03	2004-05					
St. Joseph's	1	0	1993-94	1993-94					
St. Leo's	1	0	1976-77	1976-77					
St. Mary's	1	1	1996-97	1997-98					
Samford	4	0	1998-99	2016-17					
San Diego	1	1	2005-06	2006-07					
San Francisco	0	1	1989-90	1989-90					
San Jose State	1	0	1996-97	1996-97					
Santa Clara	1	1	1989-90	1991-92					
Savannah State	3	2	1974-75	2009-10					
Seton Hall	5	0	1986-87	2019-20					
Shorter	1	5	1974-75	1981-82					
SC State	1	0	2017-18	2017-18					
South Carolina	0	1	2020-21	2020-21					
South Dakota State	1	0	2024-25	2024-25					
South Florida	5	1	1982-83	2022-23					
Southeastern Louisiana	1	0	2015-16	2015-16					
Southern	0	2	1987-88	2001-02					
SMU	1	0	2024-25	2024-25					
Southern Mississippi	2	0	1999-00	2017-18					
Southern Utah	2	0	1989-90	2013-14					
Southwest Missouri St.	1	0	2003-04	2003-04					
Spelman	6	0	1976-77	1977-78					
Stanford	0	1	2024-25	2024-25					
Stephen F. Austin	1	0	2020-21	2020-21					
Stetson	4	0	1982-83	1993-94					
Syracuse	7	6	2012-13	2024-25					
Temple	2	2	1989-90	2007-08					
Tennessee	0	6	1986-87	2013-14					
Tennessee State	2	0	1989-90	2010-11					

*Bold indicates 2025-26 opponent

GEORGIA TECH VS. THE CONFERENCES

American	5-2	.714
Houston	1-1	.500
Rice	2-0	1.000
South Florida	0-1	.000
Tulane	1-0	1.000
UCF	1-0	1.000

America East	4-0	1.000
Hofstra	3-0	1.000
Maine	1-0	1.000

Atlantic Coast	284-470	.377
Boston College**	15-9	.625
California	0-1	.000
Clemson	50-47	.515
Duke	11-66	.143
Florida State**	24-32	.429
Louisville**	0-12	.000
Maryland**	18-49	.269
Miami (Fla.)**	19-19	.500
North Carolina	22-62	.262
NC State	25-54	.316
Notre Dame**	1-18	.053
Pittsburgh**	11-3	.786
SMU	1-0	1.000
Stanford	0-1	.000
Syracuse **	7-5	.583
Virginia	20-59	.253
Virginia Tech**	13-10	.565
Wake Forest	52-29	.642

Atlantic Sun	60-18	.763
Campbell	0-1	.000
Florida Atlantic	1-0	1.000
Florida Gulf Coast	1-0	1.000
Fla. International**	1-0	1.000
Georgia State**	17-11	.607
Jacksonville	2-0	1.000
Kennesaw State**	14-0	1.000
Lipscomb	1-0	1.000
Mercer	14-6	.700
Samford	2-0	1.000
Stetson	4-0	1.000
UCF	2-0	1.000
USC Upstate	1-0	1.000

Atlantic 10	11-4	.733
Dayton	1-1	.500
Fordham	5-0	1.000
George Washington	1-0	1.000
UMass	1-0	1.000
Richmond	0-1	.000
St. Joseph's	1-0	1.000
Temple	2-2	.500

Big Ten	17-14	.548
Illinois	2-0	1.000
Indiana	0-1	.000
Iowa	2-0	1.000
Maryland	0-1	.000
Michigan	0-2	.000
Michigan State	2-1	.667
Minnesota	2-2	.500
Nebraska**	2-1	.667
Northwestern	3-1	.750
Ohio State	0-1	.000
Oregon	1-0	1.000
Penn State	1-0	1.000
Purdue	1-3	.250
Rutgers	0-1	.000
Wisconsin	1-0	1.000

Big 12	2-10	.167
---------------	-------------	-------------

Baylor	0-2	.000
Colorado**	1-0	1.000
Iowa State	0-1	.000
Kansas	0-1	.000
Kansas State	0-2	.000
Missouri**	1-0	1.000
Nebraska**	1-0	1.000
Oklahoma	0-1	.000
Oklahoma State	0-2	.000
Texas	0-1	.000
West Virginia	1-0	1.000

Big East	14-16	.483
Boston College**	2-0	1.000
Connecticut	1-2	.333
Creighton	0-1	.000
DePaul	1-0	1.000
Georgetown	1-1	.500
Marquette	2-0	1.000
Miami (Fla.)**	0-3	.000
Notre Dame**	0-1	.000
Pittsburgh**	0-1	.000
Rutgers	0-1	.000
Seton Hall	5-0	1.000
St. John's	1-1	.500
Syracuse**	0-1	.000
Villanova	1-1	.500
Virginia Tech**	0-1	.000
West Virginia**	0-2	.000

Big Sky	6-0	1.000
Eastern Wash.	1-0	1.000
Idaho State	1-0	1.000
Portland State	2-0	1.000
Southern Utah	1-0	1.000
Weber State	1-0	1.000

Big South	17-1	.941
Charleston Southern	5-0	1.000
Coastal Carolina	1-0	1.000
Elon	1-0	1.000
High Point	1-0	1.000
UNC Asheville	4-1	.800
USC Upstate	1-0	1.000
Winthrop	5-0	1.000

Big West	3-1	.750
Boise State**	1-0	1.000
Cal Santa Barbara	1-0	1.000
Pacific	0-1	.000
Utah State	1-0	1.000

Colonial	19-4	.826
American	0-2	.000
Drexel	1-0	1.000
Georgia State**	7-0	1.000
Hofstra	1-0	1.000
James Madison	1-0	1.000
UNC Wilmington	1-0	1.000
Old Dominion	2-2	.500
Richmond	2-0	1.000
VCU	1-0	1.000
William & Mary	3-0	1.000

Conference USA	27-3	.897
Charlotte	1-0	1.000
East Carolina	1-2	.333
Kennesaw State	1-0	1.000
Louisiana Tech	1-0	1.000
Middle Tennessee	3-0	1.000
Rice	1-0	1.000
South Florida	5-0	1.000
Southern Mississippi	2-0	1.000

Tulane	4-0	1.000
Tulsa**	1-0	1.000
UAB	6-1	.857
UTEP	1-0	1.000

CVAC	1-1	.500
Erskine	0-1	.000
Queens College	1-0	1.000

ECAC	3-0	1.000
Gordon	2-0	1.000
New Hampshire	1-0	1.000

GAC	10-10	.500
Ga. Southwestern	4-0	1.000
North Georgia	1-3	.250
Piedmont	4-2	.667
Shorter	1-5	.167

Gulf South	4-7	.364
Miss. U. for Women	2-0	1.000
Valdosta State	0-4	.000
West Georgia	2-3	.400

Horizon League	2-3	.400
Butler	0-1	.000
Green Bay	1-2	.000
UW-Milwaukee	1-0	1.000

Ivy League	11-0	1.000
Columbia	1-0	1.000
Cornell	2-0	1.000
Dartmouth	1-0	1.000
Pennsylvania	3-0	1.000
Princeton	4-0	1.000

MAAC	8-1	.888
Fairfield	1-0	1.000
Iona	1-0	1.000
Manhattan	2-0	1.000
Marist	2-0	1.000
Rider	2-1	.667

MEAC	13-0	1.000
Bethune Cookman	1-0	1.000
Coppin State	2-0	1.000
Florida A&M	2-0	1.000
Hampton	2-0	1.000
Howard	1-0	1.000
Md.-Eastern Shore	1-0	1.000
Morgan State	1-0	1.000
North Carolina A&T	1-0	1.000
SC State	1-0	1.000
Winston-Salem St.	1-0	1.000

Metro	1-1	.500
Florida State**	1-1	.500

Mid American	6-0	1.000
Bowling Green	1-0	1.000
Central Michigan	2-0	1.000
Marshall	1-0	1.000
Miami (Ohio)	1-0	1.000
Western Michigan	1-0	1.000

Mid-Continent	1-0	1.000
Southern Utah	1-0	1.000

Missouri Valley	6-2	.667
Belmont	3-0	1.000
Drake	0-1	.000
Loyola Chicago	2-0	1.000
Northern Iowa	0-1	.000

GEORGIA TECH VS. THE CONFERENCES

SW Missouri St. 1-0 1.000

Mountain West 2-0 1.000Air Force 1-0 1.000
New Mexico 1-0 1.000**Northeast 15-0 1.000**Long Island 3-0 1.000
Monmouth 2-0 1.000
Mount Saint Mary's 1-0 1.000
Quinnipiac** 1-0 1.000
Sacred Heart 1-0 1.000
St. Francis (Pa.) 1-0 1.000
St. Francis (N.Y.) 4-0 1.000
Wagner 2-0 1.000**Ohio Valley 4-0 1.000**Jacksonville State 1-0 1.000
Tennessee State 2-0 1.000
SIU-Edwardsville 1-0 1.000**Pacific West 0-1 .000**

Alaska-Anchorage 0-1 .000

Pacific-12 7-1 .875Arizona 2-0 1.000
Oregon 2-0 1.000
UCLA 0-1 .000
Washington 2-0 1.000
Washington State 1-0 1.000**Patriot 7-0 1.000**Army 3-0 1.000
Boston U. 1-0 1.000
Lafayette 3-0 1.000**Peachbelt 10-10 .500**Armstrong State 4-1 .800
Augusta College 1-8 .111
Georgia College 3-1 .750
Kennesaw State** 1-0 1.000
USC Upstate 1-0 1.000**SIAC 1-8 .111**Albany State 1-5 .833
Fort Valley State 0-1 .000
Savannah** 0-2 .000**South Atlantic 2-1 .667**Mars Hill 0-1 .000
Presbyterian 2-0 1.000**Southeastern 18-69 .207**Alabama 2-5 .286
Arkansas 0-2 .000
Auburn 1-4 .250
Florida 1-1 .500
Georgia 9-38 .191
Kentucky 0-1 .000
LSU 0-1 .000
Mississippi State 2-5 .286
Missouri** 1-0 1.000
Tennessee 0-6 .000
Texas A&M 0-1 .000
South Carolina 0-1 .000
Vanderbilt 2-4 .333**Southern 59-13 .809**Appalachian State** 6-1 .833
Chattanooga 14-2 .867
Coll. of Charleston 2-0 1.000
Davidson 3-1 .500
East Tenn. State 6-0 1.000Furman 11-2 .818
Georgia Southern 4-7 .300
Mercer 3-0 1.000
Samford 2-0 1.000
Western Carolina 7-0 1.000
Wofford 1-0 1.000**Southland 6-0 1.000**Central Arkansas 2-0 1.000
McNeese State 1-0 1.000
Southeastern Louisiana 1-0 1.000
Stephen F. Austin 1-0 1.000
UT-Arlington 1-0 1.000**SWAC 24-2 .920**Alabama A&M 1-0 1.000
Alabama State 7-0 1.000
Alcorn State 4-0 1.000
Arkansas Pine Bluff 1-0 1.000
Florida A&M 1-0 1.000
Grambling State 3-0 1.000
Jackson State 1-0 1.000
Miss. Valley State 4-0 1.000
Prairie View A&M 2-0 1.000
Southern 0-2 .000**Sun Belt 20-1 .952**Appalachian State** 3-0 1.000
Ark. Little Rock 0-1 .000
Arkansas State 1-0 1.000
Coastal Carolina 1-0 1.000
Florida International 2-0 1.000
Georgia State** 8-0 1.000
Louisiana Monroe 1-0 1.000
Middle Tenn. State 2-0 1.000
Texas Arlington 1-0 1.000
Troy 2-0 1.000**Sunshine State 2-0 1.000**Rollins 1-0 1.000
St. Leo's 1-0 1.000**Summit 2-0 1.000**IUPUI 1-0 1.000
South Dakota State 1-0 1.000**Transouth 0-5 .000**

Berry 0-5 .000

Western Athletic 3-1 .750Fresno State 1-0 1.000
Hawaii 1-0 1.000
San Jose State 1-0 1.000
Tulsa** 0-1 .000**West Coast 5-4 .556**Loyola Marymount 1-0 1.000
Pepperdine 1-0 1.000
St. Mary's 1-1 .500
San Diego 1-1 .500
San Francisco 0-1 .000
Santa Clara 1-1 .500**Independent 25-3 .893**Auburn-Montgomery 4-0 1.000
Belmont 1-0 1.000
Chicago State 1-0 1.000
Longwood 2-0 1.000
Morris Brown 3-0 1.000
Savannah State 3-0 1.000
Spelman 6-0 1.000
Tennessee Temple 5-3 .625**Division II 7-0 1.000**Atlanta Christian 4-0 1.000
Converse 3-0 1.000**Division III 2-0 1.000**

Maryville 2-0 1.000

NAIA 12-2 .857Bryan 4-0 1.000
Covenant 8-0 1.000
Tenn. Wesleyan 0-2 .000

** Record against teams as members of conference.

BLAIR AGAINST OPPONENTS

Opponent	Wins	Losses	Pct.
Boston College	0	0	.000
California	0	0	.000
Clemson	0	0	.000
Duke	0	0	.000
Florida State	0	0	.000
Louisville	0	0	.000
Miami	0	0	.000
North Carolina	0	0	.000
NC State	0	0	.000
Notre Dame	0	0	.000
Pittsburgh	0	0	.000
SMU	0	0	.000
Stanford	0	0	.000
Syracuse	0	0	.000
Virginia	0	0	.000
Virginia Tech	0	0	.000
Wake Forest	0	0	.000
Total	0	0	.000

SERIES HISTORY

AIR FORCE

GT LEADS 1-0

DATE	H/A	RESULT	SCORE
11/26/22	n	W	65-69

SERIES

Home: 0-0, Away: 0-0, Neutral: 1-0

ALABAMA

ALABAMA LEADS 5-2

DATE	H/A	RESULT	SCORE
11/23/82	h	L	56-63
11/30/83	a	L	49-79
12/29/92	n	L	101-103 (ot)
12/18/15	a	W	70-58
12/17/16	a	L	65-67
3/26/17	h	W	76-66
3/22/18	a	L	59-61

SERIES

Home: 1-1, Away: 1-3, Neutral: 0-0

ALABAMA A&M

GT LEADS 1-0

DATE	H/A	RESULT	SCORE
12/7/13	h	W	93-56

SERIES

Home: 1-0, Away: 0-0, Neutral: 0-0

ALABAMA STATE

GT LEADS 7-0

DATE	H/A	RESULT	SCORE
12/30/05	h	W	76-46
11/11/11	h	W	97-37
12/29/13	h	W	99-58
12/17/14	h	W	77-53
11/24/15	h	W	80-54
11/13/16	h	W	70-48
2/5/18	h	W	69-42

SERIES

Home: 7-0, Away: 0-0, Neutral: 0-0

ALASKA ANCHORAGE

ALASKA ANCHORAGE LEADS 1-0

DATE	H/A	RESULT	SCORE
12/20/94	a	L	85-87

SERIES

Home: 0-0, Away: 0-1, Neutral: 0-0

ALBANY STATE

ALBANY STATE LEADS 1-5

DATE	H/A	RESULT	SCORE
1975-76		L	33-93
		L	22-105
1/3/80	h	L	74-75
1/26/80	a	L	84-89
1/14/81	a	L	73-85
1/28/81	h	W	74-69

SERIES

Home: 1-1, Away: 0-2, Neutral: 0-0

ALCORN STATE

GT LEADS 4-0

DATE	H/A	RESULT	SCORE
11/22/91	n	W	98-69
12/31/04	h	W	62-43
12/29/06	h	W	76-54

12/16/12 h W 76-49

SERIES

Home: 3-0, Away: 0-1, Neutral: 1-0

AMERICAN

AMERICAN LEADS 2-0

DATE	H/A	RESULT	SCORE
11/15/97	a	L	66-82
11/15/98	h	L	67-87

SERIES

Home: 0-1, Away: 0-1, Neutral: 0-0

APPALACHIAN STATE

GT LEADS 9-1

DATE	H/A	RESULT	SCORE
12/13/88	h	L	59-83
2/14/92	a	W	95-73
12/18/92	h	W	110-72
1/1/96	h	W	95-68
12/3/96	a	W	88-80(ot)
11/27/05	h	W	68-45
11/14/06	a	W	79-53
12/11/16	h	W	81-52
11/10/17	a	W	75-41
11/11/18	h	W	71-53

SERIES

Home: 5-1, Away: 4-0, Neutral: 0-0

ARIZONA

GT LEADS 2-0

DATE	H/A	RESULT	SCORE
1/7/85	h	W	65-59
12/20/09	h	W	70-48

SERIES

Home: 2-0, Away: 0-0, Neutral: 0-0

ARKANSAS

ARKANSAS LEADS 2-0

DATE	H/A	RESULT	SCORE
3/21/00	a	L	67-78
2/13/05	n	L	59-71

SERIES

Home: 0-0, Away: 0-1, Neutral: 0-1

ARKANSAS LITTLE ROCK

ALR LEADS 1-0

DATE	H/A	RESULT	SCORE
3/21/10	n	L	53-63

SERIES

Home: 0-0, Away: 0-0, Neutral: 0-1

ARKANSAS-PINE BLUFF

GT LEADS 1-0

DATE	H/A	RESULT	SCORE
11/20/05	h	W	74-36

SERIES

Home: 1-0, Away: 0-0, Neutral: 0-0

ARKANSAS STATE

GT LEADS 1-0

DATE	H/A	RESULT	SCORE
12/1/01	n	W	77-52

SERIES

Home: 0-0, Away: 0-0, Neutral: 1-0

ARMSTRONG STATE

GT LEADS 4-1

DATE	H/A	RESULT	SCORE
1976-77		W	57-54
1977-78		W	90-36
		W	90-73
1/6/79	a	W	80-71
1/27/79	h	L	51-61

SERIES

Home: 0-1, Away: 1-0, Neutral: 0-0

ARMY

GT LEADS 3-0

DATE	H/A	RESULT	SCORE
12/5/91	a	W	71-55
12/21/94	n	W	85-51
1/2/10	h	W	76-47

SERIES

Home: 1-0, Away: 1-0, Neutral: 1-0

ATLANTA CHRISTIAN

GT LEADS 4-0

DATE	H/A	RESULT	SCORE
1975-76		W	55-23
		W	90-14
1976-77		W	93-52
		W	99-34

SERIES

Home: 0-0, Away: 0-0, Neutral: 0-0

AUBURN

AUBURN LEADS 4-1

DATE	H/A	RESULT	SCORE
1975-76		L	28-89
		L	28-78
12/30/97	h	L	41-70
11/21/21	h	L	51-59
11/16/22	a	W	57-51

SERIES

Home: 0-2, Away: 1-0, Neutral: 0-0

AUBURN-MONTGOMERY

GT LEADS 4-0

DATE	H/A	RESULT	SCORE
12/30/86	h	W	74-58
2/10/88	h	W	89-72
2/13/89	h	W	80-57
1/8/90	h	W	89-63

SERIES

Home: 4-0, Away: 0-0, Neutral: 0-0

AUGUSTA COLLEGE

AUGUSTA COLLEGE LEADS 8-1

DATE	H/A	RESULT	SCORE
1974-75		L	14-67
		L	26-49
1975-76		L	20-80
		L	28-71
1976-77		L	47-48
1977-78		L	65-84
		W	78-62
1/5/79	a	L	54-58
2/8/79	h	L	72-73

SERIES

Home: 0-1, Away: 0-1, Neutral: 0-0

BAYLOR

BAYLOR LEADS 2-0

DATE	H/A	RESULT	SCORE
3/24/12	n	L	68-83
11/25/17	n	L	57-80

SERIES

Home: 0-0, Away: 0-0, Neutral: 0-2

BELMONT

GT LEADS 3-0

DATE	H/A	RESULT	SCORE
1/24/98	h	W	76-64
11/14/21	h	W	58-45
11/27/22	n	W	58-52
12/4/22	a	W	59-55

SERIES

Home: 2-0, Away: 1-0, Neutral: 1-0

BERRY

BERRY LEADS 5-0

DATE	H/A	RESULT	SCORE
1974-75		L	31-105
1975-76		L	13-107
	n	L	41-109
1978-79	n	L	68-92
11/24/81	h	L	61-82

SERIES

Home: 0-1, Away: 0-0, Neutral: 0-2

BETHUNE COOKMAN

GT LEADS 1-0

DATE	H/A	RESULT	SCORE
3/15/18	h	W	85-32

SERIES

Home: 1-0, Away: 0-0, Neutral: 0-0

BOISE STATE

GT LEADS 1-0

DATE	H/A	RESULT	SCORE
2/25/90	n	W	93-66

SERIES

Home: 0-0, Away: 0-0, Neutral: 1-0

BOSTON COLLEGE

GT LEADS 17-9

DATE	H/A	RESULT	SCORE
12/28/91	n	W	97-61
11/29/97	h	W	81-79
2/9/06	a	L	55-57
1/25/07	h	W	60-49
2/18/08	a	L	53-62
1/8/09	h	L	64-65(ot)
1/17/10	a	L	51-77
1/23/11	h	W	67-54
1/15/12	a	W	68-58
2/19/12	h	W	85-48
3/3/13	a	L	68-74
3/2/14	h	W	84-74
1/8/15	a	W	80-77
1/31/16	h	W	62-56
1/12/17	a	W	71-67
3/1/17	n	W	71-67
2/8/18	h	W	67-43
1/3/19	a	W	81-76
1/19/20	h	L	55-48
12/9/20	h	W	86-68
2/21/21	a	L	43-49
1/27/22	h	W	68-49
12/18/22	a	L	62-74
3/1/23	n	L	57-62

SERIES HISTORY

1/21/24	h	W	69-54
2/9/25	a	W	71-51

SERIES

Home: 10-2, Away: 5-6, Neutral: 2-1

BOSTON UNIVERSITY

GT LEADS 1-0

DATE	H/A	RESULT	SCORE
12/21/21	h	W	78-49

SERIES

Home: 1-0, Away: 0-0, Neutral: 0-0

BOWLING GREEN

GT LEADS 1-0

DATE	H/A	RESULT	SCORE
3/19/11	n	W	69-58

SERIES

Home: 0-0, Away: 0-0, Neutral: 1-0

BRYAN

GT LEADS 4-0

DATE	H/A	RESULT	SCORE
1976-77		W	51-39
		W	57-46
1977-78		W	55-29
		W	81-44

SERIES

Home: 0-0, Away: 0-0, Neutral: 0-0

BUTLER

BUTLER LEADS 1-0

DATE	H/A	RESULT	SCORE
12/2/94	h	L	66-67

SERIES

Home: 0-1, Away: 0-0, Neutral: 0-0

CALIFORNIA

GT LEADS 1-0

DATE	H/A	RESULT	SCORE
2/27/25	a	L	65-79

SERIES

Home: 0-0, Away: 0-1, Neutral: 0-0

CAL SANTA BARBARA

GT LEADS 1-0

DATE	H/A	RESULT	SCORE
11/28/86	h	W	84-48

SERIES

Home: 1-0, Away: 0-0, Neutral: 0-0

CAMPBELL

CAMPBELL LEADS 1-0

DATE	H/A	RESULT	SCORE
12/20/90	n	L	75-82

SERIES

Home: 0-0, Away: 0-0, Neutral: 0-1

CENTRAL ARKANSAS

GT LEADS 2-0

DATE	H/A	RESULT	SCORE
12/21/11	n	W	67-61
12/14/14	h	W	88-50

SERIES

Home: 1-0, Away: 0-0, Neutral: 1-0

CENTRAL FLORIDA

GT LEADS 3-0

DATE	H/A	RESULT	SCORE
12/15/02	a	W	62-58
12/14/03	h	W	70-48
3/19/17	h	W	63-51

SERIES

Home: 2-0, Away: 1-0, Neutral: 0-0

CENTRAL MICHIGAN

GT LEADS 2-0

DATE	H/A	RESULT	SCORE
11/9/21	a	W	74-40
12/11/22	h	W	71-45

SERIES

Home: 1-0, Away: 1-0, Neutral: 0-0

CHARLESTON SOUTHERN

GT LEADS 5-0

DATE	H/A	RESULT	SCORE
11/28/97	h	W	87-64
12/7/99	h	W	103-65
1/30/01	h	W	94-65
1/29/02	h	W	79-52
12/19/17	h	W	78-51

SERIES

Home: 5-0, Away: 0-0, Neutral: 0-0

CHARLOTTE

GT LEADS 1-0

DATE	H/A	RESULT	SCORE
11/15/02	h	W	67-57

SERIES

Home: 1-0, Away: 0-0, Neutral: 0-0

CHATTANOOGA

GT LEADS 14-2

DATE	H/A	RESULT	SCORE
11/30/85	h	L	69-76
2/5/86	h	W	82-77
12/2/86	h	W	69-60
2/28/88	a	L	76-79
1/2/89	h	W	74-71
12/31/89	a	W	94-82
1/16/91	h	W	98-73
11/30/91	h	W	114-57
2/24/93	a	W	68-67(ot)
1/5/94	h	W	71-70
12/15/94	a	W	74-71
12/13/95	h	W	81-62
1/8/97	a	W	72-56
12/1/97	h	W	70-42
12/16/98	a	W	94-60
3/18/00	a	W	81-74

SERIES

Home: 8-1, Away: 6-1, Neutral: 0-0

CHICAGO STATE

GT LEADS 1-0

DATE	H/A	RESULT	SCORE
12/29/07	h	W	57-31

SERIES

Home: 1-0, Away: 0-0, Neutral: 0-0

CLEMSON

GT LEADS 50-47

DATE	H/A	RESULT	SCORE
1/31/80	a	L	67-103
1/7/81	h	L	53-75
12/14/81	a	L	50-72
2/26/82	n	L	54-62
1/27/83	h	L	67-79
2/5/83	a	L	66-84
1/11/84	a	L	70-82
1/25/84	h	L	72-79
1/9/85	h	L	81-84(ot)
2/11/85	a	L	75-95
12/16/85	h	L	80-90
1/18/86	a	L	73-84
1/22/87	a	W	81-78
2/23/87	h	W	82-66
1/27/88	a	L	72-94
2/3/88	h	L	74-90
1/18/89	a	L	56-83
2/22/89	h	L	62-89
3/4/89	n	L	74-94
1/24/90	a	L	69-77
2/12/90	h	L	75-80
1/23/91	h	L	61-6z
2/11/91	a	L	64-76
1/22/92	h	L	69-73
2/4/92	a	W	59-57
3/8/92	n	W	74-73
12/16/92	h	W	86-68 (Omni)
1/26/93	a	L	80-85
3/6/93	n	L	66-87
1/26/94	a	L	52-77
2/25/94	h	L	51-55
1/26/95	a	L	56-68
2/25/95	h	W	68-60
1/25/96	h	W	55-38
2/25/96	a	W	72-62
1/13/97	h	L	59-67
2/8/97	a	L	50-52
1/22/98	a	L	56-79
2/22/98	h	L	58-89
1/10/99	h	L	56-61
2/11/99	a	L	41-69
12/4/99	h	W	81-62
1/31/00	a	L	43-72
1/18/01	h	L	64-72
2/19/01	a	L	49-68
1/26/02	h	W	83-78
2/21/02	a	L	65-68
1/23/03	h	W	89-78(ot)
2/23/03	a	W	78-63
1/18/04	h	L	61-75
2/19/04	a	L	47-59
1/26/05	h	W	53-48
2/24/05	a	L	49-58
1/8/06	a	L	63-72
1/29/06	h	W	83-64
1/7/07	a	W	63-57
2/19/07	h	W	62-59
1/31/08	h	W	77-59
2/24/08	a	W	74-58
2/1/09	h	W	49-41
2/22/09	a	W	89-54
3/5/09	n	L	69-81
1/11/10	h	W	72-58
2/8/10	a	W	68-53
1/9/11	a	W	64-53
2/17/11	h	W	72-46
1/29/12	a	W	63-54
2/26/12	h	W	62-50
1/6/13	a	W	81-59
2/28/13	h	W	74-48
1/8/14	a	W	89-68
1/30/14	h	L	79-80(ot)
1/4/15	h	W	74-66
2/22/15	a	W	71-59
3/4/15	n	W	80-53
1/24/16	a	W	76-63
2/14/16	h	W	77-48
1/29/17	a	L	61-62

2/23/17	h	W	72-58
12/31/17	h	W	66-33
2/4/18	a	W	60-48
2/28/18	n	W	61-52
1/17/19	a	L	61-71
2/21/19	h	W	75-53
1/12/20	h	W	49-47
3/1/20	a	W	56-44
1/7/21	a	W	67-55
2/4/21	h	W	71-69
3/5/21	n	W	60-57
1/30/22	a	W	69-62
2/13/22	h	W	92-84 (ot)
1/26/23	h	W	85-74
2/9/23	a	L	41-57
1/11/24	h	W	70-62
2/15/24	a	W	64-63
1/19/25	h	W	89-65
2/13/25	a	L	61-68

SERIES

Home: 25-17, Away: 19-26, Neutral: 4-4

COASTAL CAROLINA

GT LEADS 2-0

DATE	H/A	RESULT	SCORE
2/22/88	h	W	92-60
11/6/23	h	W	83-53

SERIES

Home: 2-0, Away: 0-0, Neutral: 0-0

COLLEGE OF CHARLESTON

GT LEADS 2-0

DATE	H/A	RESULT	SCORE
11/23/05	h	W	66-50
12/20/06	a	W	82-50

SERIES

Home: 1-0, Away: 1-0, Neutral: 0-0

COLORADO

GT LEADS 1-0

DATE	H/A	RESULT	SCORE
11/21/84	h	W	76-56

SERIES

Home: 1-0, Away: 0-0, Neutral: 0-0

CONNECTICUT

UCONN LEADS 2-1

DATE	H/A	RESULT	SCORE
11/16/08	a	L	71-82
11/21/10	h	L	51-71
12/9/21	h	W	57-44

SERIES

Home: 1-1, Away: 0-1, Neutral: 0-0

COLUMBIA

GT LEADS 1-0

DATE	H/A	RESULT	SCORE
1/22/86	h	W	87-69

SERIES

Home: 1-0, Away: 0-0, Neutral: 0-0

CONVERSE

GT LEADS 3-0

DATE	H/A	RESULT	SCORE
1977-78		W	83-62
		W	86-67
12/1/84	h	W	116-31

SERIES HISTORY

SERIES

Home: 1-0, Away: 0-0, Neutral: 0-0

COPPIN STATE

GT LEADS 2-0

DATE	H/A	RESULT	SCORE
1/15/92	h	W	100-42
11/8/13	h	W	79-57

SERIES

Home: 2-0, Away: 0-0, Neutral: 0-0

CORNELL

GT LEADS 2-0

DATE	H/A	RESULT	SCORE
12/3/94	h	W	90-66
11/24/00	h	W	74-68

SERIES

Home: 2-0, Away: 0-0, Neutral: 0-0

COVENANT

GT LEADS 8-0

DATE	H/A	RESULT	SCORE
1976-77		W	62-26
		W	59-37
1977-78		W	85-52
		W	69-50
1978-79	h	W	90-60
2/12/79	a	W	92-65
12/1/81	h	W	75-36
11/29/82		W	forfeit

SERIES

Home: 2-0, Away: 1-0, Neutral: 0-0

CREIGHTON

CREIGHTON LEADS 1-0

DATE	H/A	RESULT	SCORE
11/23/23	n	L	57-46

SERIES

Home: 0-0, Away: 0-0, Neutral: 0-1

DARTMOUTH

GT LEADS 1-0

DATE	H/A	RESULT	SCORE
12/17/00	h	W	79-62

SERIES

Home: 1-0, Away: 0-0, Neutral: 0-0

DAVIDSON

GT LEADS 3-1

DATE	H/A	RESULT	SCORE
12/3/97	h	L	72-90
11/21/98	a	W	88-70
12/2/03	h	W	60-54
11/9/07	h	W	69-50

SERIES

Home: 2-1, Away: 1-0, Neutral: 0-0

DAYTON

SERIES TIED 1-1

DATE	H/A	RESULT	SCORE
11/25/16	n	W	81-62
12/21/18	n	L	66-85

SERIES

Home: 0-0, Away: 0-0, Neutral: 1-1

DEKALB CENTRAL

DEKALB CENTRAL LEADS 2-0

DATE	H/A	RESULT	SCORE
1974-75		L	25-83
		L	49-94

SERIES

Home: 0-0, Away: 0-0, Neutral: 0-0

DEKALB SOUTH

GT LEADS 2-0

DATE	H/A	RESULT	SCORE
1974-75		W	56-48
		W	56-45

SERIES

Home: 0-0, Away: 0-0, Neutral: 0-0

DEPAUL

GT LEADS 1-0

DATE	H/A	RESULT	SCORE
3/17/07	n	W	55-54

SERIES

Home: 0-0, Away: 0-0, Neutral: 1-0

DRAKE

DRAKE LEADS 1-0

DATE	H/A	RESULT	SCORE
2/25/83	n	L	63-83

SERIES

Home: 0-0, Away: 0-0, Neutral: 0-1

DREXEL

GT LEADS 1-0

DATE	H/A	RESULT	SCORE
11/28/96	h	W	84-65

SERIES

Home: 1-0, Away: 0-0, Neutral: 0-0

DUKE

DUKE LEADS 66-11

DATE	H/A	RESULT	SCORE
1/13/79	a	L	55-70
1/21/80	h	L	71-72
2/6/81	a	L	51-74
11/27/81	a	L	50-62
2/6/82	h	W	64-61
1/3/83	h	L	43-55
1/31/83	a	L	40-80
1/7/84	h	L	72-74
2/11/84	a	L	61-69
1/12/85	h	L	58-65
1/25/85	a	L	67-75
1/11/86	h	L	69-78
1/25/86	a	L	61-77
1/26/87	a	L	66-85
2/7/87	h	L	72-86
1/15/88	a	L	71-77(ot)
1/30/88	h	L	71-80
1/28/89	a	W	97-94(ot)
2/25/89	h	L	71-78
1/13/90	a	L	68-72
1/27/90	h	W	78-74
1/26/91	h	L	79-93
2/24/91	a	L	76-89
1/3/92	a	L	76-80
3/2/92	h	W	75-53
1/29/93	a	W	86-80(ot)
2/26/93	h	W	72-67
1/14/94	a	L	59-77
2/27/94	h	W	61-56
1/18/95	h	L	71-80

2/18/95	a	L	68-77
1/17/96	a	L	66-78
2/17/96	h	L	55-70
12/12/96	a	L	65-74
1/27/97	h	L	58-83
1/4/98	a	L	56-87
2/5/98	h	L	55-58
2/27/98	n	L	56-100
1/7/99	a	L	46-113
2/7/99	h	L	73-74
1/9/00	h	L	45-64
2/11/00	a	L	51-83
3/5/00	n	L	56-77
1/11/01	a	L	83-86
2/12/01	h	L	54-74
12/30/01	h	L	60-76
1/31/02	a	L	50-86
1/13/03	h	L	59-79
2/13/03	a	L	43-82
3/9/03	n	L	52-76
1/8/04	h	L	45-77
2/7/04	a	L	41-81
1/17/05	a	L	59-82
2/20/05	h	L	55-73
1/11/06	h	L	59-67
1/10/07	a	L	51-83
1/24/08	h	L	47-73
1/25/09	a	L	34-60
2/19/10	h	L	50-64
3/6/10	n	L	55-67
1/21/11	a	L	32-69
3/5/11	n	L	66-74
1/18/12	h	L	62-79
12/6/12	a	L	52-85
1/5/14	h	L	47-64
3/7/14	n	L	52-82
2/26/15	h	W	71-62
2/21/16	a	W	64-59
1/5/17	h	L	68-75
2/1/18	a	L	59-77
1/10/19	h	W	70-64
1/26/20	a	L	58-46
2/1/22	a	W	59-46
1/15/23	h	L	47-65
1/14/24	a	L	46-84
3/7/24	n	L	58-70
1/26/25	h	L	50-55

SE/RIES

Home: 7-27, Away: 4-32, Neutral: 0-7

EAST CAROLINA

EAST CAROLINA LEADS 2-1

DATE	H/A	RESULT	SCORE
1/24/82	h	L	46-80
2/5/84	a	L	56-61(ot)
12/31/02	h	W	88-75

SERIES

Home: 1-1, Away: 0-1, Neutral: 0-0

EAST TENNESSEE ST

GT LEADS 6-0

DATE	H/A	RESULT	SCORE
11/24/90	h	W	89-62
2/3/93	h	W	88-55
2/9/94	a	W	88-73
11/29/02	h	W	85-35
12/15/19	h	W	87-48
11/17/21	a	W	65-42

SERIES

Home: 4-0, Away: 2-0, Neutral: 0-0

EASTERN WASHINGTON

GT LEADS 1-0

DATE	H/A	RESULT	SCORE
11/24/01	h	W	91-36

SERIES

Home: 1-0, Away: 0-0, Neutral: 0-0

ELON

GT LEADS 2-0

DATE	H/A	RESULT	SCORE
11/26/99	h	W	85-53
3/19/15	h	W	80-53

SERIES

Home: 2-0, Away: 0-0, Neutral: 0-0

EMORY

GT LEADS 1-0

DATE	H/A	RESULT	SCORE
1974-75		W	52-28

SERIES

Home: 0-0, Away: 0-0, Neutral: 0-0

ERSKINE

ERSKINE LEADS 1-0

DATE	H/A	RESULT	SCORE
1/18/79	h	L	54-74

SERIES

Home: 0-1, Away: 0-0, Neutral: 0-0

FAIRFIELD

GT LEADS 1-0

DATE	H/A	RESULT	SCORE
12/30/94	a	W	111-66

SERIES

Home: 0-0, Away: 1-0, Neutral: 0-0

FLORIDA

SERIES TIED 1-1

DATE	H/A	RESULT	SCORE
12/5/86	n	W	82-72
11/29/23	h	L	68-58

SERIES

Home: 0-1, Away: 0-0, Neutral: 1-0

FLORIDA ATLANTIC

GT LEADS 1-0

DATE	H/A	RESULT	SCORE
11/21/03	a	W	73-62

SERIES

Home: 0-0, Away: 1-0, Neutral: 0-0

FLORIDA A&M

GT LEADS 3-0

DATE	H/A	RESULT	SCORE
12/31/03	h	W	84-45
12/30/08	h	W	77-42
12/1/24	h	W	98-56

SERIES

Home: 3-0, Away: 0-0, Neutral: 0-0

FLORIDA GULF COAST

GT LEADS 1-0

DATE	H/A	RESULT	SCORE
11/21/09	h	W	58-48

SERIES

Home: 1-0, Away: 0-0, Neutral: 0-0

SERIES HISTORY

FLORIDA INTERNATIONAL

GT LEADS 3-0

DATE	H/A	RESULT	SCORE
12/16/80	a	W	79-43
12/29/09	a	W	68-57
12/30/12	a	W	65-63

SERIES

Home: 0-0, Away: 3-0, Neutral: 0-0

FLORIDA STATE

FSU LEADS 33-25

DATE	H/A	RESULT	SCORE
1974-75	a	L	22-58
11/20/80	h	W	97-84
12/11/91	a	W	70-68
1/11/92	h	L	66-77
1/18/93	h	L	71-79
2/12/93	a	W	61-46
12/18/93	a	W	65-62
2/1/94	h	W	63-51
1/23/95	h	L	58-60
1/30/95	a	W	68-57
1/22/96	h	W	97-65
1/31/96	a	L	85-90(3ot)
2/29/96	n	L	51-64
1/21/97	h	W	75-51
2/10/97	a	W	68-60
1/18/98	h	L	53-88
2/19/98	a	L	56-77
1/2/99	h	W	92-70
1/31/99	a	W	86-78
1/16/00	a	L	64-93
2/17/00	h	L	74-77
1/5/01	h	L	65-66
2/5/01	a	L	69-89
12/5/01	h	L	78-87
1/20/02	a	W	73-56
1/20/03	a	L	47-66
2/19/03	h	W	86-56
3/8/03	n	W	64-59
1/2/04	h	W	66-59
1/25/04	a	W	73-62
1/6/05	a	W	59-58
2/27/05	h	L	49-51
2/2/06	h	L	54-59
2/9/07	a	L	52-63
2/3/08	h	W	83-73
1/18/09	a	L	49-59
2/15/10	h	L	59-69
2/11/11	a	L	60-73
1/22/12	a	W	79-55
1/3/13	h	L	78-85
1/25/13	a	L	71-76
2/27/14	a	W	86-78
2/1/15	h	W	79-71
1/10/16	a	L	69-75
1/26/17	h	L	63-69
2/25/18	a	L	61-64
3/3/19	h	L	55-64
1/9/20	a	W	67-52
2/23/20	h	W	65-62
1/24/21	h	W	66-58
2/18/21	a	W	62-48
1/13/22	h	W	68-64
2/24/22	a	L	63-65 (ot)
1/1/23	h	L	58-99
2/19/23	a	L	66-80
12/29/23	a	L	80-95
1/28/24	h	L	67-78
2/23/25	h	L	70-73

SERIES

Home: 10-17, Away: 13-15, Neutral: 1-1

FORDHAM

GT LEADS 5-0

DATE	H/A	RESULT	SCORE
12/28/84	n	W	77-56
12/6/87	a	W	79-78
12/30/92	n	W	69-68
12/8/01	a	W	51-49
12/21/02	h	W	69-53

SERIES

Home: 1-0, Away: 2-0, Neutral: 2-0

FORT VALLEY

FORT VALLEY LEADS 1-0

DATE	H/A	RESULT	SCORE
1974-75	n	L	39-76

SERIES

Home: 0-0, Away: 0-0, Neutral: 0-1

FRESNO STATE

GT LEADS 1-0

DATE	H/A	RESULT	SCORE
12/30/00	h	W	87-56

SERIES

Home: 1-0, Away: 0-0, Neutral: 0-0

FURMAN

GT LEADS 11-2

DATE	H/A	RESULT	SCORE
1977-78		L	77-79
1/12/79	a	W	88-68
1/14/80	h	W	98-50
2/16/81	a	W	83-54
12/31/85	h	W	85-81
11/25/89	h	L	92-108
12/21/90	a	W	89-85
2/16/93	h	W	86-72
1/19/94	a	W	79-63
11/28/94	h	W	78-60
12/12/21	h	W	63-36
12/21/22	h	W	82-41
11/11/23	h	W	91-56

SERIES

Home: 6-1, Away: 4-0, Neutral: 0-0

GEORGE WASHINGTON

GT LEADS 1-0

DATE	H/A	RESULT	SCORE
11/22/18	n	W	70-55

SERIES

Home: 0-0, Away: 0-0, Neutral: 1-0

GEORGETOWN

SERIES TIED 1-1

DATE	H/A	RESULT	SCORE
11/25/10	n	L	58-67
3/20/12	n	W	76-64

SERIES

Home: 0-0, Away: 0-0, Neutral: 1-1

GEORGIA

GEORGIA LEADS 37-10

DATE	H/A	RESULT	SCORE
1974-75	a	L	38-96
1975-76	a	L	22-77
	a	L	35-60
11/30/79	a	L	78-97
1/16/80	h	L	77-78
11/28/80	h	L	51-91

1/12/81	a	L	53-79
2/26/81	n	L	70-89
12/4/81	a	L	43-86
2/8/82	h	L	52-69
12/4/82	a	L	56-90
12/2/83	n	L	52-89
11/29/84	h	L	69-100
12/2/85	a	L	58-93
1/29/87	h	L	57-72
12/2/87	a	L	71-92
11/28/88	h	L	58-73
11/29/89	a	L	70-85
12/15/93	n	L	52-67
12/13/94	n	L	81-113
1/18/99	n	L	82-88
1/20/00	n	L	58-86
12/8/00	n	L	61-78
12/27/01	n	L	52-69
12/27/02	n	W	65-61
12/27/03	n	L	62-78
12/3/04	h	W	55-49
12/4/05	a	L	66-72
12/3/06	h	L	69-79
12/2/07	a	L	64-71
12/5/08	h	W	57-42
12/6/09	a	L	50-56
12/5/10	h	W	69-53
12/4/11	a	L	68-75
12/2/12	h	L	50-60
11/24/13	a	L	56-63
11/23/14	h	L	57-64
11/22/15	a	L	66-78
11/20/16	h	W	52-45
12/17/17	a	L	53-60
11/18/18	h	W	63-53
11/17/19	a	W	73-40
11/29/20	h	L	69-75
12/5/21	a	W	55-54
11/20/22	h	L	52-66
12/16/23	a	W	64-53
11/17/24	h	W	83-67

SERIES

Home: 6-11, Away: 3-17, Neutral: 1-9

GEORGIA BAPTIST

GT LEADS 5-1

DATE	H/A	RESULT	SCORE
1974-75		L	38-50
1976-77		W	68-47
		W	63-40
		W	60-46
1977-78		W	100-38
		W	88-43

SERIES

Home: 0-0, Away: 0-0, Neutral: 0-0

GEORGIA COLLEGE

GT LEADS 3-1

DATE	H/A	RESULT	SCORE
1977-78		L	79-86
		W	83-70
11/18/78	h	W	85-49
12/9/78	a	W	86-50

SERIES

Home: 1-0, Away: 1-0, Neutral: 0-0

GEORGIA SOUTHERN

GSU LEADS 7-4

DATE	H/A	RESULT	SCORE
11/14/79	a	L	56-62
1/5/80	h	L	77-81
2/21/80	n	L	51-87
1/31/81	a	L	60-87
2/24/81	h	L	64-80
2/13/85	h	W	75-57
2/13/86	h	W	79-71

1/15/87	a	L	65-75
12/2/88	n	L	60-61
12/12/94	h	W	79-66
12/9/07	h	W	78-50

SERIES

Home: 4-2, Away: 0-3, Neutral: 0-2

GEORGIA SOUTHWESTERN

GT LEADS 4-0

DATE	H/A	RESULT	SCORE
1/29/79	h	W	67-42
2/16/79	a	W	90-68
11/19/81	h	W	78-56
12/2/82	h	W	74-60

SERIES

Home: 3-0, Away: 1-0, Neutral: 0-0

GEORGIA STATE

GT LEADS 32-11

DATE	H/A	RESULT	SCORE
1975-76		L	30-80
		L	40-101
11/20/79	h	L	62-85
2/5/80	a	L	57-75
1/5/81	a	L	52-73
1/21/81	h	L	70-76
1/19/82	h	W	57-51
2/20/82	a	W	71-67
1/19/83	h	L	69-73
2/7/83	a	L	64-69
12/17/83	n	W	80-43
1/31/84	h	W	83-70
2/9/84	a	L	56-59
2/7/85	a	W	69-68 (ot)
2/23/85	h	W	80-75
2/24/86	h	L	75-80
12/14/93	a	W	82-58
2/13/95	h	W	107-62
1/29/96	a	W	76-60
2/4/97	h	W	76-56
11/18/97	a	W	73-59
12/19/98	h	L	56-66
11/23/99	a	W	75-51
11/29/00	h	W	75-70
12/18/01	a	W	71-68
12/18/02	h	W	65-46
12/6/03	a	W	69-64
11/19/04	h	W	72-30
11/30/05	a	W	60-51
11/16/06	h	W	83-41
12/22/07	a	W	79-67
11/26/08	h	W	74-56
12/22/09	a	W	62-50
11/12/10	h	W	66-56
12/16/11	a	W	85-50
12/3/16	h	W	73-42
11/21/17	h	W	75-51
12/2/18	a	W	78-71
11/20/19	h	W	69-28
11/25/20	h	W	62-38
11/10/22	h	W	60-42
12/10/23	h	W	94-70
11/8/24	h	W	67-47

SERIES

Home: 18-5, Away: 13-4, Neutral: 1-0

GORDON

GT LEADS 2-0

DATE	H/A	RESULT	SCORE
1974-75		W	51-33
		W	47-36

SERIES

Home: 0-0, Away: 0-0, Neutral: 0-0

SERIES HISTORY

GRAMBLING STATE

GT LEADS 3-0

DATE	H/A	RESULT	SCORE
12/5/04	h	W	66-52
11/25/14	h	W	97-64
11/10/19	h	W	89-42

SERIES

Home: 3-0, Away: 0-0, Neutral: 0-0

HAMPTON

GT LEADS 2-0

DATE	H/A	RESULT	SCORE
12/28/09	n	W	63-54
12/30/13	h	W	89-70

SERIES

Home: 1-0, Away: 0-0, Neutral: 1-0

HAWAI'I

GT LEADS 1-0

DATE	H/A	RESULT	SCORE
3/28/92	n	W	90-72

SERIES

Home: 0-0, Away: 0-0, Neutral: 1-0

HIGH POINT

GT LEADS 1-0

DATE	H/A	RESULT	SCORE
11/27/15	n	W	81-61

SERIES

Home: 0-0, Away: 0-0, Neutral: 1-0

HOFSTRA

GT LEADS 4-0

DATE	H/A	RESULT	SCORE
12/4/92	h	W	111-62
11/27/99	h	W	89-61
12/21/00	a	W	77-74
11/24/21	h	W	65-32

SERIES

Home: 3-0, Away: 1-0, Neutral: 1-0

HOUSTON

SERIES TIED 1-1

DATE	H/A	RESULT	SCORE
11/9/18	a	L	89-95 (2ot)
11/5/19	h	W	69-38

SERIES

Home: 1-0, Away: 0-1, Neutral: 0-0

HOWARD

GT LEADS 1-0

DATE	H/A	RESULT	SCORE
12/17/88	n	W	87-82

SERIES

Home: 0-0, Away: 0-0, Neutral: 1-0

IDAHO STATE

GT LEADS 1-0

DATE	H/A	RESULT	SCORE
11/23/18	n	W	74-51

SERIES

Home: 0-0, Away: 0-0, Neutral: 1-0

ILLINOIS

GT LEADS 2-0

DATE	H/A	RESULT	SCORE
11/25/95	h	W	70-60
12/4/13	h	W	93-69

SERIES

Home: 2-0, Away: 0-0, Neutral: 0-0

IONA

GT LEADS 1-0

DATE	H/A	RESULT	SCORE
12/20/87	a	W	108-88

SERIES

Home: 0-0, Away: 1-0, Neutral: 0-0

IOWA

GT LEADS 2-0

DATE	H/A	RESULT	SCORE
11/28/07	a	W	76-57
3/22/09	a	W	76-62

SERIES

Home: 0-0, Away: 2-0, Neutral: 0-0

IOWA STATE

IOWA STATE LEADS 1-0

DATE	H/A	RESULT	SCORE
3/2/08	n	L	55-58

SERIES

Home: 0-0, Away: 0-0, Neutral: 0-1

INDIANA

INDIANA LEADS 1-0

DATE	H/A	RESULT	SCORE
12/2/15	a	L	60-69

SERIES

Home: 0-0, Away: 0-1, Neutral: 0-0

IUPUI

TECH LEADS 1-0

DATE	H/A	RESULT	SCORE
12/20/15	a	W	60-50

SERIES

Home: 1-0, Away: 0-0, Neutral: 0-0

JACKSON STATE

GT LEADS 1-0

DATE	H/A	RESULT	SCORE
1/2/08	h	W	79-42

SERIES

Home: 1-0, Away: 0-0, Neutral: 0-0

JACKSONVILLE

GT LEADS 2-0

DATE	H/A	RESULT	SCORE
12/10/06	h	W	81-52
3/16/17	h	W	71-55

SERIES

Home: 2-0, Away: 0-0, Neutral: 0-0

JACKSONVILLE STATE

GT LEADS 1-0

DATE	H/A	RESULT	SCORE
1/2/11	h	W	81-52

SERIES

Home: 1-0, Away: 0-0, Neutral: 0-0

JAMES MADISON

GT LEADS 1-0

DATE	H/A	RESULT	SCORE
11/27/03	n	W	60-53

SERIES

Home: 0-0, Away: 0-0, Neutral: 1-0

KANSAS

KANSAS LEADS 1-0

DATE	H/A	RESULT	SCORE
3/18/22	n	L	58-77

SERIES

Home: 0-0, Away: 0-0, Neutral: 0-1

KANSAS STATE

KANSAS STATE LEADS 2-0

DATE	H/A	RESULT	SCORE
11/16/01	h	L	70-74
11/17/02	a	L	59-83

SERIES

Home: 0-1 Away: 0-1, Neutral: 0-0

KENNESAW STATE

GT LEADS 16-0

DATE	H/A	RESULT	SCORE
11/26/82	a	W	68-55
12/6/06	h	W	81-43
12/30/07	h	W	83-68
11/19/08	h	W	77-49
12/18/09	a	W	94-48
11/17/10	h	W	79-60
11/22/11	h	W	94-51
11/13/12	h	W	80-51
11/19/14	h	W	77-47
11/16/16	a	W	86-49
11/15/17	h	W	86-48
12/16/18	h	W	60-35
12/8/19	a	W	63-47
11/11/21	h	W	72-45
11/13/22	h	W	65-39
11/19/23	h	W	77-38

SERIES

Home: 12-0, Away: 4-0, Neutral: 1-0

KENTUCKY

KENTUCKY LEADS 1-0

DATE	H/A	RESULT	SCORE
1/15/06	n	L	62-66

SERIES

Home: 0-0, Away: 0-0, Neutral: 0-1

LAFAYETTE

GT LEADS 3-0

DATE	H/A	RESULT	SCORE
12/3/89	n	W	89-64
12/10/94	h	W	95-38
12/30/98	h	W	100-52

SERIES

Home: 2-0, Away: 0-0, Neutral: 1-0

LIPSCOMB

GT LEADS 1-0

DATE	H/A	RESULT	SCORE
12/29/14	h	W	71-53

SERIES

Home: 1-0, Away: 0-0, Neutral: 0-0

LONG ISLAND

GT LEADS 3-0

DATE	H/A	RESULT	SCORE
11/18/01	a	W	80-49
11/26/02	h	W	82-47
11/28/09	a	W	73-56

SERIES

Home: 1-0, Away: 2-0, Neutral: 0-0

LONGWOOD

GT LEADS 2-0

DATE	H/A	RESULT	SCORE
12/20/05	h	W	81-41
2/25/07	h	W	75-46

SERIES

Home: 2-0, Away: 0-0, Neutral: 0-0

LOUISIANA MONROE

GT LEADS 1-0

DATE	H/A	RESULT	SCORE
12/11/24	h	W	97-37

SERIES

Home: 1-0, Away: 0-0, Neutral: 0-0

LOUISIANA TECH

GT LEADS 1-0

DATE	H/A	RESULT	SCORE
12/30/14	h	W	96-81

SERIES

Home: 1-0, Away: 0-0, Neutral: 0-0

LOUISVILLE

LOUISVILLE LEADS 12-0

DATE	H/A	RESULT	SCORE
1/2/15	a	L	48-75
1/3/16	h	L	65-78
3/4/16	n	L	50-60
1/18/17	a	L	51-91
12/28/17	h	L	71-74
1/13/19	a	L	44-61
2/20/20	h	L	58-47
2/11/21	a	L	70-85
1/2/22	h	L	48-50
1/5/23	a	L	55-63
2/22/24	h	L	62-80
1/23/25	a	L	60-69

SERIES

Home: 0-5, Away: 0-6, Neutral: 0-1

LOYOLA CHICAGO

GT LEADS 2-0

DATE	H/A	RESULT	SCORE
11/14/14	a	W	92-57
11/13/15	h	W	84-77

SERIES

Home: 1-0, Away: 1-0, Neutral: 0-0

SERIES HISTORY

LOYOLA MARYMOUNT

GT LEADS 1-0

DATE	H/A	RESULT	SCORE
12/2/89	n	W	81-53

SERIES

Home: 0-0, Away: 0-0, Neutral: 1-0

LSU

LSU LEADS 1-0

DATE	H/A	RESULT	SCORE
3/23/14	n	L	78-98

SERIES

Home: 0-0, Away: 0-0, Neutral: 0-1

MAINE

GT LEADS 1-0

DATE	H/A	RESULT	SCORE
12/18/88	n	W	82-62

SERIES

Home: 0-0, Away: 0-0, Neutral: 1-0

MANHATTAN

GT LEADS 2-0

DATE	H/A	RESULT	SCORE
12/3/95	a	W	90-61
12/30/96	h	W	105-63

SERIES

Home: 1-0, Away: 1-0, Neutral: 0-0

MARIST

GT LEADS 2-0

DATE	H/A	RESULT	SCORE
12/19/87	a	W	66-45
12/7/91	a	W	93-63

SERIES

Home: 0-0, Away: 2-0, Neutral: 0-0

MARQUETTE

GT LEADS 2-0

DATE	H/A	RESULT	SCORE
11/19/11	a	W	74-63
11/18/12	h	W	76-72

SERIES

Home: 1-0, Away: 1-0, Neutral: 0-0

MARS HILL

MARS HILL LEADS 1-0

DATE	H/A	RESULT	SCORE
12/2/78	a	L	53-81

SERIES

Home: 0-0, Away: 0-1, Neutral: 0-0

MARSHALL

GT LEADS 1-0

DATE	H/A	RESULT	SCORE
1/4/86	h	W	83-81

SERIES

Home: 1-0, Away: 0-0, Neutral: 0-0

MARYLAND

MARYLAND LEADS 50-18

DATE	H/A	RESULT	SCORE
11/27/79	a	L	78-94
11/18/80	h	L	64-82

2/17/82	a	L	64-77
12/15/82	a	L	54-88
1/10/83	h	L	57-69
2/14/83	a	L	59-80
1/16/84	h	L	48-67
12/12/84	a	L	52-68
1/14/85	h	L	67-69
12/21/85	a	L	65-80
1/13/86	h	W	73-66
1/6/87	h	W	81-80(ot)
2/16/87	a	L	76-93
1/3/88	a	L	80-83
2/16/88	h	L	70-92
3/5/88	n	L	74-102
1/4/89	h	L	60-85
2/6/89	a	L	74-106
1/18/90	h	W	70-68
1/30/90	a	L	52-83
1/13/91	h	L	66-68
2/4/91	a	L	79-93
3/2/91	n	L	73-91
1/27/92	a	L	54-75
2/17/92	h	L	63-71
3/7/92	n	W	68-67
1/14/93	h	L	66-77
2/7/93	a	L	70-75
1/2/94	a	L	62-69
1/30/94	h	L	46-67
1/5/95	h	W	82-59
2/5/95	a	W	67-59
1/2/96	a	L	60-61
2/3/96	h	W	59-30
1/2/97	h	W	44-40
2/19/97	a	L	69-73
11/22/97	a	L	42-74
1/26/98	h	L	57-68
1/21/99	h	W	72-56
2/21/99	a	L	79-92
1/23/00	a	W	73-67
2/27/00	h	W	60-49
1/21/01	h	L	62-66
2/22/01	a	W	66-62
1/14/02	h	W	61-58
2/14/02	a	L	70-81(ot)
1/5/03	a	L	63-71
2/7/03	h	W	59-51
1/15/04	a	L	87-91
2/15/04	h	W	58-57
1/13/05	h	L	65-72
2/3/05	a	L	67-84
1/26/06	a	L	71-79
3/3/06	n	L	66-71
2/1/07	h	W	77-72
3/2/07	n	L	59-75
1/20/08	a	L	95-99(2ot)
2/19/09	h	L	79-87
2/5/10	a	W	61-60
2/3/11	h	L	53-56
3/4/11	n	W	70-64
1/6/12	a	L	74-77
2/6/12	h	L	64-56
3/4/12	n	L	65-68
1/20/13	h	L	57-66
1/19/14	a	L	81-92
2/23/14	h	L	62-79
11/29/18	a	L	54-67

SERIES

Home: 12-18, Away: 4-27, Neutral: 2-5

MARYLAND-EASTERN SHORE

GT LEADS 1-0

DATE	H/A	RESULT	SCORE
11/14/95	h	W	93-43

SERIES

Home: 1-0, Away: 0-0, Neutral: 0-0

MARYVILLE

GT LEADS 2-0

DATE	H/A	RESULT	SCORE
1976-77		W	50-28
1977-78		W	97-51

SERIES

Home: 1-0, Away: 0-0, Neutral: 0-0

MASSACHUSETTS

GT LEADS 1-0

DATE	H/A	RESULT	SCORE
12/31/05	h	W	57-43

SERIES

Home: 1-0, Away: 0-0, Neutral: 0-0

MCNEESE STATE

GT LEADS 1-0

DATE	H/A	RESULT	SCORE
11/30/13	n	W	69-60

SERIES

Home: 0-0, Away: 0-0, Neutral: 1-0

MERCER

GT LEADS 18-6

DATE	H/A	RESULT	SCORE
1/7/80	a	L	59-85
2/11/80	h	L	73-87
2/4/81	h	L	70-75
2/19/81	a	W	79-77
2/3/82	h	L	47-69
2/12/83	a	L	67-71
1/25/89	h	W	89-70
12/13/89	a	W	87-52
2/7/90	h	W	83-66
2/29/91	h	W	85-61
12/5/92	h	W	82-59
2/14/94	a	W	62-57
2/22/95	a	W	82-49
2/27/96	a	L	61-64
11/25/96	h	W	98-79
11/24/97	a	W	70-65(ot)
11/24/98	h	W	78-50
12/5/02	h	W	96-50
11/10/06	h	W	87-48
12/28/10	h	W	101-44
3/17/16	h	W	73-56
12/7/16	h	W	70-50
12/5/23	h	W	73-60
12/8/24	h	W	78-42

SERIES

Home: 13-3, Away: 5-3, Neutral: 0-0

MIAMI, FLA.

MIAMI LEADS 22-19

DATE	H/A	RESULT	SCORE
12/15/80	a	L	80-86
12/30/91	a	L	63-78
3/13/02	h	L	64-73
1/23/05	a	W	62-46
3/4/05	n	L	58-60
1/5/06	h	L	63-75
2/26/06	a	L	85-90(2ot)
3/2/06	n	W	79-62
1/15/07	h	W	52-37
2/15/07	a	W	66-45
3/1/07	n	W	66-52
1/13/08	h	W	68-65
2/7/08	a	L	52-54
3/6/08	n	W	76-49
1/12/09	a	W	68-50
1/29/09	h	W	68-42
1/27/10	h	W	80-73(ot)

2/21/10	a	W	77-73
1/30/11	a	L	74-84(ot)
2/27/11	h	L	59-70
1/9/12	h	L	65-77
1/17/13	a	L	65-71
2/24/13	h	W	68-64
2/9/14	a	W	89-87
2/15/15	a	L	59-64
2/11/16	h	L	55-58
2/26/17	a	L	70-75
3/2/17	n	L	71-87
2/22/18	h	W	70-51
2/28/19	a	L	56-69
1/2/20	h	W	61-54
1/30/20	a	L	54-49 (ot)
1/28/21	a	W	70-56
2/16/21	h	W	67-56
1/16/22	a	L	45-46
2/20/22	h	L	39-51
1/12/23	h	L	60-69
2/5/23	a	L	58-64
2/11/24	h	L	60-62
3/3/24	a	W	71-66 (ot)
2/2/25	a	W	77-66

SERIES

Home: 8-7, Away: 8-13, Neutral: 3-2

MIAMI, OHIO

GT LEADS 1-0

DATE	H/A	RESULT	SCORE
11/30/02	h	W	78-62

SERIES

Home: 1-0, Away: 0-0, Neutral: 0-0

MICHIGAN

MICHIGAN LEADS 2-0

DATE	H/A	RESULT	SCORE
12/16/16	h	L	52-92
4/1/17	n	L	79-89 (OT3)

SERIES

Home: 0-1, Away: 0-0, Neutral: 0-1

MICHIGAN STATE

GT LEADS 2-1

DATE	H/A	RESULT	SCORE
12/3/08	h	W	70-57
12/4/14	a	L	73-79 (OT)
12/1/22	a	W	66-63

SERIES

Home: 1-0, Away: 1-1, Neutral: 0-0

MIDDLE TENNESSEE ST.

GT LEADS 5-0

DATE	H/A	RESULT	SCORE
12/3/10	h	W	68-48
12/11/11	a	W	58-47
12/22/16	a	W	61-60
3/23/17	h	W	70-57
12/3/17	h	W	48-45

SERIES

Home: 3-0, Away: 1-0, Neutral: 2-0

MINNESOTA

SERIES TIED 2-2

DATE	H/A	RESULT	SCORE
12/1/90	a	W	84-69
12/13/92	a	W	82-62
12/1/93	h	L	73-77(ot)
11/30/14	n	L	69-72

SERIES HISTORY

SERIES

Home: 0-1, Away: 2-0, Neutral: 0-1

MISSISSIPPI STATE

MISSISSIPPI STATE LEADS 5-2

DATE	H/A	RESULT	SCORE
12/9/99	h	L	56-71
12/3/00	a	L	68-88
3/15/01	a	L	73-77
12/30/06	h	L	56-62
12/16/07	a	W	70-58
3/21/24	a	L	47-84
12/4/24	h	W	78-75

SERIES

Home: 1-2, Away: 1-3, Neutral: 0-0

MISSISSIPPI UNIV. FOR WOMEN

GT LEADS 2-0

DATE	H/A	RESULT	SCORE
1/28/82	h	W	75-59
11/25/83	n	W	76-61

SERIES

Home: 1-0, Away: 0-0, Neutral: 1-0

MISSISSIPPI VALLEY ST.

GT LEADS 4-0

DATE	H/A	RESULT	SCORE
12/30/04	h	W	74-41
12/18/07	a	W	79-67
11/22/08	h	W	72-37
12/13/09	h	W	89-41

SERIES

Home: 3-0, Away: 1-0, Neutral: 0-0

MISSOURI

GT LEADS 2-0

DATE	H/A	RESULT	SCORE
11/27/10	n	W	61-46
11/26/16	n	W	72-70

SERIES

Home: 0-0, Away: 0-0, Neutral: 2-0

MONMOUTH

GT LEADS 2-0

DATE	H/A	RESULT	SCORE
11/28/87	h	W	76-70
12/19/99	a	W	79-68

SERIES

Home: 1-0, Away: 1-0, Neutral: 0-0

MORGAN STATE

GT LEADS 1-0

DATE	H/A	RESULT	SCORE
11/16/14	h	W	105-76

SERIES

Home: 1-0, Away: 0-0, Neutral: 0-0

MORRIS BROWN

GT LEADS 3-0

DATE	H/A	RESULT	SCORE
1976-77		W	75-27
2/1/79	h	W	74-55
2/23/02	h	W	111-40

SERIES

Home: 2-0, Away: 0-0, Neutral: 0-0

MOUNT ST. MARY'S

GT LEADS 1-0

DATE	H/A	RESULT	SCORE
11/25/00	h	W	102-90

SERIES

Home: 1-0, Away: 0-0, Neutral: 0-0

NEBRASKA

GT LEADS 3-1

DATE	H/A	RESULT	SCORE
3/27/92	n	W	73-68
11/30/11	h	W	73-57
12/2/23	a	L	80-72
12/21/24	h	W	72-61

SERIES

Home: 2-0, Away: 0-1, Neutral: 1-0

NEW HAMPSHIRE

GT LEADS 1-0

DATE	H/A	RESULT	SCORE
12/2/95	n	W	90-72

SERIES

Home: 0-0, Away: 0-0, Neutral: 1-0

NEW MEXICO

GT LEADS 1-0

DATE	H/A	RESULT	SCORE
11/24/23	n	W	66-55

SERIES

Home: 0-0, Away: 0-0, Neutral: 1-0

NORTH CAROLINA

NORTH CAROLINA LEADS 62-22

DATE	H/A	RESULT	SCORE
1/9/80	h	L	61-93
1/24/81	a	L	75-82
11/28/81	a	L	58-81
1/23/82	h	L	64-68(Omni)
1/6/83	h	L	58-99
1/29/83	a	L	58-96
3/4/83	n	L	80-85
1/28/84	a	L	73-81
2/20/84	h	L	75-95
1/19/85	h	L	68-88
1/27/85	a	L	50-81
1/27/86	a	L	65-88
2/22/86	h	L	81-92(ot)
1/2/87	h	L	75-80
1/24/87	a	L	81-86
2/28/87	n	L	54-64
1/17/88	a	L	74-82
2/13/88	h	W	76-74
1/14/89	h	W	87-81
1/29/89	a	W	97-89
1/11/90	a	W	90-73
2/10/90	h	L	77-81
1/9/91	h	W	101-86
2/22/91	a	W	83-63
1/5/92	a	L	69-83
2/29/92	h	L	70-73
1/5/93	h	W	73-63
1/31/93	a	L	68-72(ot)
1/16/94	a	L	51-87
2/12/94	h	L	79-89
3/5/94	n	L	55-78
1/7/95	a	L	62-74
2/8/95	h	L	62-84
1/6/96	h	L	74-78
2/7/96	a	L	72-88
1/11/97	a	L	53-80
1/30/97	h	L	77-80
1/8/98	h	L	48-69

2/8/98	a	L	58-85
12/3/98	a	L	68-85
1/24/99	h	W	91-84
2/27/99	n	L	71-87
1/13/00	h	W	55-44
2/13/00	a	L	62-85
1/2/01	a	W	82-75
2/1/01	h	L	63-85
3/2/01	n	L	64-79
1/17/02	a	W	81-62
2/17/02	h	L	62-71
1/2/03	h	L	67-72
2/2/03	a	L	64-76
1/22/04	a	L	56-63
2/23/04	h	L	46-58
1/30/05	h	L	41-55
1/18/06	a	L	56-85
2/5/06	h	L	56-75
1/2/07	h	L	57-69
1/18/07	a	L	31-78
1/5/08	a	L	78-99
2/10/08	h	L	61-75
1/22/09	h	W	66-62
2/15/09	a	L	50-73
1/6/10	a	L	78-89
2/26/10	h	W	64-57
1/6/11	h	W	71-70
2/24/11	a	W	67-54
2/12/12	a	W	56-54
3/2/12	n	W	54-53
1/13/13	a	L	58-79
2/10/13	h	L	58-60
2/6/14	h	W	94-91
1/11/15	a	L	81-96
3/5/15	n	L	64-84
1/14/16	h	W	80-73
2/16/17	a	L	88-89
2/15/18	h	W	79-61
1/31/19	a	L	90-91
3/7/19	n	L	73-80
1/23/20	h	L	67-60 (ot)
2/25/21	a	L	59-84
1/23/22	h	W	55-38
1/22/23	a	L	57-70
1/18/24	h	L	68-73
12/15/24	a	W	82-76

SERIES

Home: 13-25, Away: 8-30, Neutral: 1-7

UNC ASHEVILLE

GT LEADS 4-1

DATE	H/A	RESULT	SCORE
1977-78		W	70-66
1978-79	a	W	73-60
1/20/79	h	L	95-102
12/3/88	n	W	78-63
11/23/01	h	W	88-56

SERIES

Home: 1-1, Away: 1-0, Neutral: 1-0

UNC WILMINGTON

GT LEADS 1-0

DATE	H/A	RESULT	SCORE
11/23/90	h	W	101-73

SERIES

Home: 1-0, Away: 0-0, Neutral: 0-0

NORTH CAROLINA A&T

GT LEADS 1-0

DATE	H/A	RESULT	SCORE
12/29/11	h	W	74-57

SERIES

Home: 1-0, Away: 0-0, Neutral: 0-0

NC STATE

NC STATE LEADS 54-25

DATE	H/A	RESULT	SCORE
1/12/80	a	L	38-97
2/8/80	n	L	48-99
1/3/81	h	L	55-74
1/4/81	h	L	62-76
1/30/82	a	L	48-75
1/8/83	h	L	61-83
1/24/83	a	L	61-77
1/4/84	h	L	52-65
2/13/84	a	L	63-78
1/3/85	h	L	70-87
2/3/85	a	L	73-83
3/1/85	n	L	60-87
1/2/86	h	L	69-77
2/7/86	a	L	57-92
1/10/87	a	L	63-74
2/21/87	h	L	69-78
1/9/88	h	W	94-74
2/5/88	a	W	83-74
1/7/89	a	L	70-100
2/18/89	h	L	79-87
1/2/90	h	W	79-78
2/16/90	a	L	55-80
1/4/91	a	L	79-97
2/16/91	h	L	74-98
1/17/92	h	W	83-72
2/23/92	a	L	70-86
1/8/93	a	W	86-79
2/19/93	h	W	92-89 (2ot)
1/7/94	h	W	75-60
2/18/94	a	L	53-71
1/15/95	h	L	67-81
2/16/95	a	L	64-80
3/3/95	n	L	70-88
1/15/96	a	L	63-68
2/14/96	h	L	64-73
1/5/97	h	W	73-72
2/23/97	a	L	69-82
1/2/98	h	L	63-75
2/1/98	a	L	60-85
12/5/98	a	W	74-73
1/28/99	h	L	73-93
11/30/99	h	L	70-80
2/24/00	a	W	69-52
3/4/00	n	W	71-62
12/6/00	a	L	63-77
2/15/01	h	L	68-74
1/6/02	a	L	63-75
2/7/02	h	W	69-57
1/26/03	h	W	64-54
2/27/03	a	W	78-60
2/1/04	a	L	71-75
2/26/04	h	W	76-61
2/10/05	h	L	59-83
2/12/06	a	L	53-65
2/11/07	h	W	69-62
1/17/08	a	W	67-63
2/8/09	h	W	67-54
2/28/10	a	L	46-54
2/13/11	h	W	74-65
1/2/12	a	W	76-66
2/2/12	h	W	75-68(ot)
3/3/12	n	W	87-61
1/27/13	h	L	66-78
2/17/13	a	W	79-70
1/26/14	h	L	73-80
2/12/15	h	L	64-65
1/7/16	a	L	57-65
2/9/17	h	L	67-75 (ot)
1/10/18	a	L	43-56
1/27/19	h	L	60-68
2/16/20	a	W	65-61
3/6/20	n	L	57-48
12/31/20	h	L	75-84
3/6/21	n	L	61-66
2/7/22	a	L	48-59
2/2/23	h	W	68-62
2/18/24	a	L	85-86 (ot)
2/20/25	h	L	68-83

SERIES HISTORY

3/7/35 n L 72-73

SERIES

Home: 14-23, Away: 9-23, Neutral: 2-6

NORTH GEORGIA

NORTH GEORGIA LEADS 3-1

DATE	H/A	RESULT	SCORE
1975-76		L	21-70
		L	25-78
		L	35-69
1/13/83	h	W	88-51

SERIES

Home: 1-0, Away: 0-0, Neutral: 0-0

NORTHERN IOWA

NORTHERN IOWA LEADS 1-0

DATE	H/A	RESULT	SCORE
11/26/15	n	L	58-61

SERIES

Home: 0-0, Away: 0-0, Neutral: 0-1

NORTHWESTERN

GT LEADS 3-1

DATE	H/A	RESULT	SCORE
3/17/93	a	L	62-90
12/18/06	a	W	82-68
11/21/07	h	W	55-46
12/1/10	h	W	67-63

SERIES

Home: 2-0, Away: 1-1, Neutral: 0-0

NOTRE DAME

NOTRE DAME LEADS 19-1

DATE	H/A	RESULT	SCORE
11/29/96	h	L	69-76
2/17/14	a	L	72-87
1/22/15	a	L	76-89
2/19/15	h	L	61-71
12/30/15	a	L	76-85
1/28/16	h	L	42-54
1/2/17	h	L	38-55
2/12/17	a	L	69-90
1/7/18	h	L	54-77
2/11/18	a	L	69-85
1/6/19	h	L	55-76
2/3/19	a	L	50-90
2/2/20	h	L	59-51
12/13/20	a	W	82-67
1/3/21	a	L	67-69
2/17/22	h	L	66-72 (ot)
3/4/22	n	L	53-71
2/23/23	a	L	53-76
2/1/24	h	L	48-85
1/16/25	a	L	66-81

SERIES

Home: 0-9, Away: 1-9, Neutral: 0-1

OHIO STATE

OHIO STATE LEADS 1-0

DATE	H/A	RESULT	SCORE
3/21/11	a	L	60-67

SERIES

Home: 0-0, Away: 0-1, Neutral: 0-0

OKLAHOMA

OKLAHOMA LEADS 1-0

DATE	H/A	RESULT	SCORE
11/15/09	a	L	64-70

SERIES

Home: 0-0, Away: 0-1, Neutral: 0-0

OKLAHOMA STATE

OKLAHOMA STATE LEADS 2-0

DATE	H/A	RESULT	SCORE
11/15/09	a	L	64-70
12/21/13	n	L	60-68

SERIES

Home: 0-0, Away: 0-1, Neutral: 0-1

OLD DOMINION

SERIES TIED 2-2

DATE	H/A	RESULT	SCORE
12/18/03	a	L	56-67
11/23/04	h	W	71-64
11/14/10	a	L	63-65
11/13/11	h	W	87-56

SERIES

Home: 2-0, Away: 0-2, Neutral: 0-0

OLE MISS

OLE MISS LEADS 1-0

DATE	H/A	RESULT	SCORE
3/22/15	a	L	48-63

SERIES

Home: 0-0, Away: 0-1, Neutral: 0-0

OREGON

GT LEADS 3-0

DATE	H/A	RESULT	SCORE
12/13/08	n	W	74-59
12/16/09	h	W	87-69
11/25/24	n	W	74-58

SERIES

Home: 1-0, Away: 0-0, Neutral: 2-0

PACIFIC

PACIFIC LEADS 1-0

DATE	H/A	RESULT	SCORE
12/19/89	a	L	68-88

SERIES

Home: 0-0, Away: 0-1, Neutral: 0-0

PENNSYLVANIA

GT LEADS 3-0

DATE	H/A	RESULT	SCORE
12/19/82	n	W	67-59
2/27/83	n	W	75-58
11/23/17	n	W	69-55

SERIES

Home: 0-0, Away: 0-0, Neutral: 3-0

PENN STATE

GT LEADS 1-0

DATE	H/A	RESULT	SCORE
12/2/09	a	W	64-60

SERIES

Home: 0-0, Away: 1-0, Neutral: 0-0

PEPPERDINE

GT LEADS 1-0

DATE	H/A	RESULT	SCORE
12/16/86	n	W	79-77

SERIES

Home: 0-0, Away: 0-0, Neutral: 1-0

PIEDMONT

GT LEADS 4-2

DATE	H/A	RESULT	SCORE
1976-77		L	38-61
		L	40-46
		W	81-66
		W	89-71
1/25/79	h	W	78-49
2/3/79	a	W	69-68

SERIES

Home: 1-0, Away: 1-0, Neutral: 0-0

PITTSBURGH

GT LEADS 11-4

DATE	H/A	RESULT	SCORE
12/30/99	h	L	69-75
2/3/14	a	W	77-66
1/18/15	h	L	72-75 (ot)
2/25/16	a	W	66-60
2/19/17	h	W	71-51
1/14/18	a	L	62-68
2/7/19	h	W	67-55
2/6/20	a	W	77-48
3/5/20	n	W	68-58
2/28/21	h	W	65-60
1/11/22	a	W	63-52
2/12/23	h	L	79-85 (2ot)
1/7/24	a	W	68-58
3/6/24	n	W	73-60
12/29/24	h	W	100-61

SERIES

Home: 4-3, Away: 5-1, Neutral: 2-0

PORTLAND STATE

GT LEADS 2-0

DATE	H/A	RESULT	SCORE
12/21/10	a	W	69-53
12/17/13	h	W	104-54

SERIES

Home: 1-0, Away: 1-0, Neutral: 0-0

PRAIRIE VIEW A&M

GT LEADS 2-0

DATE	H/A	RESULT	SCORE
11/19/10	h	W	61-37
12/15/15	h	W	96-48

SERIES

Home: 2-0, Away: 0-0, Neutral: 0-0

PRESBYTERIAN

GT LEADS 2-0

DATE	H/A	RESULT	SCORE
11/27/84	h	W	86-70
12/2/85	h	W	124-56

SERIES

Home: 2-0, Away: 0-0, Neutral: 0-0

PRINCETON

GT LEADS 4-0

DATE	H/A	RESULT	SCORE
12/21/03	a	W	67-66
11/28/04	h	W	60-50
12/29/16	h	W	67-51
11/19/17	a	W	67-56

SERIES

Home: 2-0, Away: 2-0, Neutral: 0-0

PURDUE

PURDUE LEADS 3-1

DATE	H/A	RESULT	SCORE
3/19/07	n	L	63-76
11/28/12	a	L	73-85
11/30/17	h	W	68-55
12/1/21	a	L	52-53

SERIES

Home: 1-0, Away: 0-2, Neutral: 0-1

QUEENS COLLEGE

GT LEADS 1-0

DATE	H/A	RESULT	SCORE
1/18/84	h	W	84-56

SERIES

Home: 1-0, Away: 0-0, Neutral: 0-0

QUINNIPIAC

GT LEADS 1-0

DATE	H/A	RESULT	SCORE
12/29/12	n	W	74-57

SERIES

Home: 0-0, Away: 0-0, Neutral: 1-0

RICE

GT LEADS 3-0

DATE	H/A	RESULT	SCORE
12/21/19	n	W	54-52
11/16/23	a	W	78-75
12/18/24	h	W	88-57

SERIES

Home: 1-0, Away: 1-0, Neutral: 1-0

RICHMOND

GT LEADS 2-1

DATE	H/A	RESULT	SCORE
11/22/85	a	W	77-59
11/26/88	h	W	84-80(2ot)
3/21/25	n	L	49-74

SERIES

Home: 1-0, Away: 1-0, Neutral: 0-1

RIDER

GT LEADS 2-1

DATE	H/A	RESULT	SCORE
12/5/90	a	W	114-72
11/29/91	h	W	115-64
12/29/93	a	L	66-69

SERIES

Home: 1-0, Away: 1-1, Neutral: 0-0

SERIES HISTORY

ROLLINS

GT LEADS 1-0

DATE	H/A	RESULT	SCORE
1976-77		W	69-52

SERIES

Home: 0-0, Away: 0-0, Neutral: 0-0

RUTGERS

RUTGERS LEADS 2-0

DATE	H/A	RESULT	SCORE
11/25/11	n	L	40-59
11/30/19	n	L	46-43

SERIES

Home: 0-0, Away: 0-0, Neutral: 0-2

ST. FRANCIS (PA)

GT LEADS 1-0

DATE	H/A	RESULT	SCORE
12/29/00	h	W	94-51

SERIES

Home: 1-0, Away: 0-0, Neutral: 0-0

ST. FRANCIS (NY)

GT LEADS 4-0

DATE	H/A	RESULT	SCORE
12/29/98	h	W	90-45
12/21/99	a	W	91-60
12/20/14	a	W	65-59
11/15/15	h	W	89-51

SERIES

Home: 2-0, Away: 2-0, Neutral: 0-0

ST. JOHN'S

SERIES TIED 1-1

DATE	H/A	RESULT	SCORE
12/30/02	h	W	61-53
12/17/04	a	L	65-69

SERIES

Home: 1-0, Away: 0-1, Neutral: 0-0

ST. JOSEPH'S

GT LEADS 1-0

DATE	H/A	RESULT	SCORE
12/5/93	h	W	51-50

SERIES

Home: 1-0, Away: 0-0, Neutral: 0-0

ST. LEO'S

GT LEADS 1-0

DATE	H/A	RESULT	SCORE
1976-77		W	69-29

SERIES

Home: 0-0, Away: 0-0, Neutral: 0-0

ST. MARY'S

SERIES TIED 1-1

DATE	H/A	RESULT	SCORE
12/21/96	a	L	59-66
12/29/97	h	W	69-60(ot)

SERIES

Home: 1-0, Away: 0-1, Neutral: 0-0

SACRED HEART

GT LEADS 1-0

DATE	H/A	RESULT	SCORE
3/18/12	n	W	76-50

SERIES

Home: 0-0, Away: 0-0, Neutral: 1-0

SAMFORD

GT LEADS 4-0

DATE	H/A	RESULT	SCORE
11/27/98	h	W	96-62
12/21/04	h	W	64-53
12/13/15	h	W	66-55
11/11/16	h	W	62-57

SERIES

Home: 4-0, Away: 0-0, Neutral: 0-0

SAN DIEGO

SERIES TIED 1-1

DATE	H/A	RESULT	SCORE
12/9/05	h	W	56-51
11/24/06	a	L	59-62

SERIES

Home: 1-0, Away: 0-1, Neutral: 0-0

SAN FRANCISCO

SAN FRANCISCO LEADS 1-0

DATE	H/A	RESULT	SCORE
12/18/89	a	L	67-85

SERIES

Home: 0-0, Away: 0-1, Neutral: 0-0

SAN JOSE STATE

GT LEADS 1-0

DATE	H/A	RESULT	SCORE
12/22/96	a	W	68-53

SERIES

Home: 0-0, Away: 1-0, Neutral: 0-0

SANTA CLARA

SERIES TIED 1-1

DATE	H/A	RESULT	SCORE
12/16/89	a	L	66-69
12/29/91	n	W	64-61

SERIES

Home: 0-0, Away: 0-1, Neutral: 1-0

SAVANNAH STATE

GT LEADS 3-2

DATE	H/A	RESULT	SCORE
1974-75		L	31-90
1975-76		L	18-141
2/12/08	h	W	82-28
2/11/09	a	W	89-34
1/21/10	h	W	80-51

SERIES

Home: 2-0, Away: 1-0, Neutral: 0-0

SETON HALL

GT LEADS 5-0

DATE	H/A	RESULT	SCORE
11/29/86	h	W	72-65
12/29/95	h	W	82-67
11/27/09	n	W	57-51

12/20/18	n	W	84-73
11/28/19	n	W	79-54

SERIES

Home: 2-0, Away: 0-0, Neutral: 3-0

SHORTER

SHORTER LEADS 5-1

DATE	H/A	RESULT	SCORE
1974-75		L	25-94
		L	35-80
		L	20-72
1975-76		L	31-81
		L	39-83
11/14/81	h	W	69-63

SERIES

Home: 1-0, Away: 0-0, Neutral: 0-0

SIU-EDWARDSVILLE

GT LEADS 1-0

DATE	H/A	RESULT	SCORE
12/19/11	n	W	80-38

SERIES

Home: 0-0, Away: 0-0, Neutral: 1-0

SC STATE

GT LEADS 1-0

DATE	H/A	RESULT	SCORE
11/12/17	h	W	86-40

SERIES

Home: 1-0, Away: 0-0, Neutral: 0-0

SOUTH CAROLINA

SOUTH CAROLINA LEADS 1-0

DATE	H/A	RESULT	SCORE
3/28/21	n	L	65-76

SERIES

Home: 0-0, Away: 0-0, Neutral: 1-0

SOUTH DAKOTA STATE

GEORGIA TECH LEADS 1-0

DATE	H/A	RESULT	SCORE
11/23/24	n	W	71-57

SERIES

Home: 0-0, Away: 0-0, Neutral: 1-0

SOUTH FLORIDA

GT LEADS 5-1

DATE	H/A	RESULT	SCORE
2/26/83	n	W	82-65
12/18/83	a	W	68-56
2/23/84	h	W	61-46
11/29/85	h	W	95-69
11/30/90	n	W	98-58
11/25/22	n	L	50-63

SERIES

Home: 2-0, Away: 1-0, Neutral: 2-1

SOUTHERN

SOUTHERN LEADS 2-0

DATE	H/A	RESULT	SCORE
12/14/87	h	L	66-69
12/2/01	n	L	47-56

SERIES

Home: 0-1, Away: 0-0, Neutral: 0-1

SOUTHERN MISSISSIPPI

GT LEADS 2-0

DATE	H/A	RESULT	SCORE
3/16/00	h	W	76-71 (ot)
12/21/17	h	W	63-44

SERIES

Home: 2-0, Away: 0-0, Neutral: 0-0

SMU

GT LEADS 1-0

DATE	H/A	RESULT	SCORE
2/6/25	h	W	70-69

SERIES

Home: 1-0, Away: 0-0, Neutral: 0-0

SOUTHERN UTAH

GT LEADS 2-0

DATE	H/A	RESULT	SCORE
2/24/90	n	W	87-75
11/29/13	n	W	85-60

SERIES

Home: 0-0, Away: 0-0, Neutral: 2-0

SOUTHEASTERN LA.

GT LEADS 1-0

DATE	H/A	RESULT	SCORE
11/18/15	n	W	102-49

SERIES

Home: 0-0, Away: 0-0, Neutral: 1-0

SOUTHWEST MISSOURI ST.

GT LEADS 1-0

DATE	H/A	RESULT	SCORE
11/29/03	n	W	78-71

SERIES

Home: 0-0, Away: 0-0, Neutral: 1-0

SPELMAN

GT LEADS 6-0

DATE	H/A	RESULT	SCORE
1976-77		W	52-32
		W	82-47
		W	46-33
	n	W	55-43
1977-78		W	64-62
		W	84-63

SERIES

Home: 0-0, Away: 0-0, Neutral: 1-0

STANFORD

GT LEADS 1-0

DATE	H/A	RESULT	SCORE
3/2/25	a	L	82-87

SERIES

Home: 0-0, Away: 0-1, Neutral: 0-0

STEPHEN F. AUSTIN

GT LEADS 1-0

DATE	H/A	RESULT	SCORE
3/21/21	n	W	54-52 (ot)

SERIES

Home: 0-0, Away: 0-0, Neutral: 1-0

SERIES HISTORY

STETSON

GT LEADS 4-0

DATE	H/A	RESULT	SCORE
2/17/83	h	W	70-53
11/26/83	h	W	96-73
12/21/83	a	W	69-62
12/4/93	h	W	75-56

SERIES

Home: 3-0, Away: 1-0, Neutral: 1-0

SYRACUSE

GT LEADS 7-6

DATE	H/A	RESULT	SCORE
11/23/12	n	L	72-75(ot)
1/12/14	a	L	70-76
2/8/15	h	L	60-65
2/7/16	a	L	52-71
1/15/17	h	W	75-66
1/4/18	a	L	77-88
1/20/19	h	W	65-55
1/16/20	a	W	82-64
2/2/21	h	W	76-63
1/20/22	a	W	65-55
1/19/23	h	W	69-57
2/8/24	a	L	59-62
1/2/25	h	W	85-68

SERIES

Home: 5-1, Away: 2-4, Neutral: 0-1

TEMPLE

SERIES TIED 2-2

DATE	H/A	RESULT	SCORE
2/23/90	n	L	79-87
12/9/90	n	W	83-68
11/20/06	a	L	62-76
11/18/07	h	W	59-49

SERIES

Home: 1-0, Away: 0-1, Neutral: 1-1

TENNESSEE

TENNESSEE LEADS 6-0

DATE	H/A	RESULT	SCORE
2/2/87	a	L	74-100
1/11/88	h	L	79-96
2/15/89	a	L	71-88
11/26/10	n	L	42-66
11/11/12	h	L	54-71
11/17/13	a	L	76-87

SERIES

Home: 0-2, Away: 0-3, Neutral: 0-1

TENNESSEE STATE

GT LEADS 2-0

DATE	H/A	RESULT	SCORE
11/24/89	h	W	93-61
12/30/10	h	W	82-11

SERIES

Home: 2-0, Away: 0-0, Neutral: 0-0

TENNESSEE TECH

GT LEADS 1-0

DATE	H/A	RESULT	SCORE
11/30/08	n	W	68-56

SERIES

Home: 0-0, Away: 0-0, Neutral: 0-1

TENNESSEE TEMPLE

GT LEADS 5-3

DATE	H/A	RESULT	SCORE
1975-76		L	35-55
		L	43-68
1976-77		W	55-53
		L	51-58
1977-78		W	67-49
		W	83-54
1/8/79	a	W	78-34
1/15/79	h	W	100-47

SERIES

Home: 1-0, Away: 1-0, Neutral: 0-0

TENNESSEE WESLEYAN

TENNESSEE WESLEYAN LEADS 2-0

DATE	H/A	RESULT	SCORE
1976-77		L	50-74
		L	43-53

SERIES

Home: 0-0, Away: 0-0, Neutral: 0-0

TEXAS

TEXAS LEADS 1-0

DATE	H/A	RESULT	SCORE
11/29/08	n	L	68-76

SERIES

Home: 0-0, Away: 0-0, Neutral: 0-1

TEXAS ARLINGTON

GT LEADS 2-0

DATE	H/A	RESULT	SCORE
12/20/08	n	W	63-56
12/10/17	h	W	80-52

SERIES

Home: 1-0, Away: 0-0, Neutral: 1-0

TEXAS A&M

TEXAS A&M LEADS 1-0

DATE	H/A	RESULT	SCORE
12/20/19	n	L	60-48

SERIES

Home: 0-0, Away: 0-0, Neutral: 0-1

TIFT COLLEGE

TIFT COLLEGE LEADS 7-6

DATE	H/A	RESULT	SCORE
1974-75		L	45-82
		L	33-51
	n	L	54-65
		W	67-53
1975-76		L	50-67
		L	57-68
1976-77		L	64-72
		L	70-72
1977-78		W	72-58
		W	85-69
1/22/79	a	W	70-68
2/5/79	h	W	79-62
11/21/80	n	W	87-78

SERIES

Home: 1-0, Away: 1-0, Neutral: 1-1

TROY

GT LEADS 2-0

DATE	H/A	RESULT	SCORE
12/22/05	h	W	54-38

11/14/08 h W 73-49

SERIES

Home: 2-0, Away: 0-0, Neutral: 0-0

TULANE

GT LEADS 5-1

DATE	H/A	RESULT	SCORE
1977-78		W	68-53
1/10/81	h	W	72-58
11/13/07	a	W	66-61
1/4/09	h	W	69-52
3/21/16	h	L	61-64
12/3/20	h	W	55-51

SERIES

Home: 3-1, Away: 1-0, Neutral: 0-0

TULSA

SERIES TIED 1-1

DATE	H/A	RESULT	SCORE
12/12/04	a	L	47-55
12/18/05	h	W	54-38

SERIES

Home: 1-0, Away: 0-1, Neutral: 0-0

UAB

GT LEADS 6-1

DATE	H/A	RESULT	SCORE
2/20/86	h	W	67-66
12/6/86	n	W	77-65
11/27/87	h	W	101-75
11/23/91	a	L	72-91
1/3/05	h	W	74-49
11/18/05	a	W	68-55
3/18/18	h	W	91-47

SERIES

Home: 4-0, Away: 1-1, Neutral: 1-0

UCLA

UCLA LEADS 1-0

DATE	H/A	RESULT	SCORE
12/19/94	n	L	69-81

SERIES

Home: 0-0, Away: 0-0, Neutral: 0-1

USC UPSTATE

GT LEADS 3-0

DATE	H/A	RESULT	SCORE
12/6/07	h	W	92-45
12/5/15	h	W	87-46
12/20/23	h	W	81-50

SERIES

Home: 3-0, Away: 0-0, Neutral: 0-0

UTEP

GT LEADS 1-0

DATE	H/A	RESULT	SCORE
12/20/13	n	W	104-54

SERIES

Home: 0-0, Away: 0-0, Neutral: 1-0

UTAH STATE

GT LEADS 1-0

DATE	H/A	RESULT	SCORE
12/15/86	n	W	106-40

SERIES

Home: 0-0, Away: 0-0, Neutral: 1-0

VALDOSTA STATE

VALDOSTA STATE LEADS 4-0

DATE	H/A	RESULT	SCORE
12/10/79	a	L	84-113
1/18/80	h	L	65-82
1/26/81	a	L	61-68
2/21/81	h	L	68-99

SERIES

Home: 0-2, Away: 0-2, Neutral: 0-0

VANDERBILT

VANDERBILT LEADS 4-2

DATE	H/A	RESULT	SCORE
1978-79	a	W	69-67
2/19/79	h	W	71-63
11/17/79	a	L	61-67
1/28/80	h	L	67-77
1/9/82	h	L	74-80
1/21/07	n	L	55-72

SERIES

Home: 1-2, Away: 1-1, Neutral: 0-0

VILLANOVA

SERIES TIED 1-1

DATE	H/A	RESULT	SCORE
12/18/82	n	L	59-68
11/29/14	n	W	71-63

SERIES

Home: 0-0, Away: 0-0, Neutral: 1-1

VIRGINIA

VIRGINIA LEADS 61-18

DATE	H/A	RESULT	SCORE
11/24/79	a	L	44-85
1/17/81	h	L	42-66
2/12/81	n	L	49-61
1/16/82	a	L	45-75
2/15/82	h	L	51-56
11/21/82	a	L	59-80
2/14/83	h	W	55-54
1/23/84	h	L	65-75
2/18/84	a	L	50-89
3/2/84	n	L	58-75
1/21/85	h	L	47-71
2/16/85	a	L	67-97
11/24/85	a	L	52-86
2/15/86	h	L	64-82
3/1/86	n	L	64-90
1/17/87	h	L	66-76
2/11/87	a	L	56-78
1/20/88	a	L	69-90
2/25/88	h	L	68-91
1/21/89	h	W	105-80
2/4/89	a	L	74-91
1/20/90	h	L	77-97
2/3/90	a	L	65-94
3/3/90	n	L	65-73
1/19/91	h	L	72-98
2/2/91	a	L	94-98
1/25/92	a	L	74-79
2/8/92	h	L	62-86
3/9/92	n	L	69-70
1/23/93	h	L	81-107
2/5/93	a	L	53-88

SERIES HISTORY

1/22/94	a	L	75-88
2/6/94	h	L	54-82
1/21/95	a	L	53-73
2/20/95	h	L	53-61
1/20/96	h	L	58-79
2/20/96	a	L	62-80
1/16/97	a	L	53-74
2/13/97	h	W	72-60
2/28/97	n	L	63-77
12/6/97	h	W	84-65
1/30/98	a	L	57-93
1/14/99	a	L	62-82
2/18/99	h	L	73-86
1/3/00	a	L	70-83
2/3/00	h	L	65-66
1/7/01	h	W	70-65
2/8/01	a	W	87-70
1/10/02	h	W	92-61
2/11/02	a	L	79-85
3/2/02	n	L	58-60
1/16/03	a	L	63-74
2/16/03	h	L	54-56
1/12/04	a	L	59-60
2/12/04	h	W	65-55
1/20/05	h	L	38-61
2/23/06	a	L	51-57
2/22/07	h	W	73-49
3/2/08	a	L	101-103(2ot)
3/7/08	n	L	43-52
3/1/09	h	W	74-66
1/24/10	a	L	55-57
1/13/11	h	W	69-48
1/25/12	h	W	63-53
1/10/13	h	L	51-62
2/3/13	a	W	65-62
2/14/14	h	W	95-76
3/6/14	n	W	77-76
1/25/15	a	W	68-62
1/17/16	h	L	67-78
2/2/17	a	L	64-65 (ot)
1/28/18	h	L	56-62
3/1/18	n	L	58-60
2/24/19	a	L	45-53
12/29/19	h	W	61-51
1/9/22	h	W	67-31
12/29/22	a	L	63-69
1/4/24	h	W	63-60
1/23/25	a	W	75-62

SERIES

Home: 15-21, Away: 4-29, Neutral: 1-9

VIRGINIA COMMONWEALTH

GT LEADS 1-0

DATE	H/A	RESULT	SCORE
12/5/87	n	W	73-63

SERIES

Home: 0-0, Away: 0-0, Neutral: 1-0

VIRGINIA TECH

GT LEADS 13-11

DATE	H/A	RESULT	SCORE
3/22/03	n	L	59-61
2/16/05	a	L	48-73
2/19/06	h	L	54-70
2/5/07	a	L	68-73
2/29/08	h	W	76-43
2/26/09	a	W	73-68(ot)
1/31/10	h	W	61-47
1/27/11	a	W	78-57
3/3/11	n	W	81-58
2/23/12	a	W	76-66
2/8/13	h	L	61-63
1/23/14	a	W	73-52
2/1/15	h	W	79-71
2/4/16	a	W	51-34
2/5/17	h	W	87-81
1/25/18	a	L	62-68

2/17/19	h	W	76-68
2/13/20	a	L	64-61 (ot)
1/10/21	h	W	56-54
2/10/22	a	L	63-73
2/26/23	h	L	52-65
1/25/24	a	L	69-87
1/9/25	h	L	94-105 (2ot)
3/6/25	n	W	72-57

SERIES

Home: 6-4, Away: 5-6, Neutral: 2-1

WAGNER

GT LEADS 2-0

DATE	H/A	RESULT	SCORE
12/29/84	a	W	81-70
12/19/00	a	W	73-50

SERIES

Home: 0-0, Away: 2-0, Neutral: 0-0

WAKE FOREST

GT LEADS 52-29

DATE	H/A	RESULT	SCORE
11/25/79	n	W	94-67
2/2/80	a	L	71-80
2/10/81	h	W	78-62
1/31/82	a	W	64-53
2/23/83	h	W	93-72
2/4/84	a	L	70-79
2/25/84	h	W	77-74
1/5/85	a	L	49-54
2/9/85	h	L	55-77
2/1/86	h	L	60-73
2/9/86	a	L	62-75
1/12/87	a	W	95-82
2/14/87	h	W	72-70
1/23/88	h	L	66-71
2/7/88	a	L	79-87
1/8/89	a	L	57-85
2/11/89	h	W	88-82
1/6/90	h	L	52-70
2/18/90	a	L	59-73
1/6/91	a	L	72-85
2/7/91	h	W	74-67
1/8/92	h	W	74-56
2/21/92	a	W	83-66
1/10/93	a	L	70-85
2/21/93	h	W	85-72
1/9/94	h	W	70-60
2/20/94	a	L	69-70
1/12/95	h	W	83-77
2/11/95	a	L	61-66
1/10/96	a	L	67-81
2/11/96	h	W	75-65
1/19/97	a	W	80-65
2/16/97	h	W	83-67
1/11/98	a	W	80-60
2/13/98	h	W	58-53
2/26/98	n	W	78-67
1/4/99	a	L	72-77
2/3/99	h	W	74-58
1/6/00	a	W	73-62
2/6/00	h	W	60-54
1/25/01	a	L	71-79
2/25/01	h	W	79-63
1/4/02	a	W	65-56
2/3/02	h	L	61-64
1/31/03	a	W	74-70
3/3/03	h	W	77-60
1/29/04	h	L	55-57(ot)
2/20/04	a	L	61-63
3/5/04	n	L	59-61
2/6/05	a	W	40-37
1/22/06	h	W	66-61
1/28/07	a	W	58-45
1/10/08	h	W	57-47
2/3/09	a	L	60-68
1/14/10	h	W	72-66
3/5/10	n	W	52-45

1/17/11	a	W	54-46
1/12/12	h	W	71-67
2/16/12	a	W	67-52
1/31/13	h	W	89-82(ot)
2/21/13	a	W	82-64
3/7/13	n	L	67-86
1/16/14	h	W	79-63
2/28/15	a	W	67-60
2/28/16	h	W	66-51
3/3/16	n	W	67-65
1/22/17	a	L	65-70 (ot)
1/21/18	h	W	79-67
2/10/19	a	W	60-46
1/5/20	a	L	65-60
2/9/20	h	W	62-52
1/21/21	a	W	73-44
2/7/21	h	L	52-61
12/19/21	h	W	62-45
2/27/22	a	W	64-56
3/3/22	n	W	45-40
1/8/23	a	L	50-51
2/16/23	h	W	63-55
2/4/24	a	W	58-55
2/25/24	h	L	66-71
2/16/25	h	W	73-62

SERIES

Home: 28-8, Away: 17-19, Neutral: 4-2

WASHINGTON

GT LEADS 2-0

DATE	H/A	RESULT	SCORE
12/23/10	a	W	60-27
12/21/12	h	W	52-44

SERIES

Home: 1-0, Away: 1-0, Neutral: 0-0

WASHINGTON STATE

GT LEADS 1-0

DATE	H/A	RESULT	SCORE
3/29/17	h	W	69-61

SERIES

Home: 1-0, Away: 0-0, Neutral: 0-0

WEBER STATE

GT LEADS 1-0

DATE	H/A	RESULT	SCORE
11/28/98	h	W	81-46

SERIES

Home: 1-0, Away: 0-0, Neutral: 0-0

WEST GEORGIA

SERIES TIED 3-3

DATE	H/A	RESULT	SCORE
1975-76		L	35-97
		L	38-83
		L	79-94
1977-78	n	L	57-55
1/11/81	h	W	69-67
1/30/85	h	W	69-67
11/14/24	h	W	88-53

SERIES

Home: 3-0, Away: 0-0, Neutral: 1-1

WEST VIRGINIA

WEST VIRGINIA LEADS 2-1

DATE	H/A	RESULT	SCORE
2/16/83	h	L	78-86(ot)
11/28/03	n	L	61-75
3/23/21	n	W	73-56

SERIES

Home: 0-1, Away: 0-0, Neutral: 0-1

WESTERN CAROLINA

GT LEADS 7-0

DATE	H/A	RESULT	SCORE
2/22/85	h	W	83-61
2/4/87	h	W	85-47
2/1/89	h	W	69-46
1/2/91	h	W	94-71
12/28/95	h	W	88-48
11/10/13	h	W	87-47
11/14/18	h	W	84-49

SERIES

Home: 7-0, Away: 0-0, Neutral: 0-0

WESTERN MICHIGAN

GT LEADS 1-0

DATE	H/A	RESULT	SCORE
12/29/99	h	W	95-89 (ot)

SERIES

Home: 1-0, Away: 0-0, Neutral: 0-0

WILLIAM & MARY

GT LEADS 3-0

DATE	H/A	RESULT	SCORE
12/8/90	n	W	78-60
12/29/96	h	W	78-53
12/31/03	h	W	67-57

SERIES

Home: 2-0, Away: 0-0, Neutral: 1-0

WINSTON-SALEM STATE

GT LEADS 1-0

DATE	H/A	RESULT	SCORE
1/4/07	h	W	75-43

SERIES

Home: 1-0, Away: 0-0, Neutral: 0-0

WINTHROP

GT LEADS 5-0

DATE	H/A	RESULT	SCORE
11/25/88	h	W	83-61
12/30/90	h	W	124-47
12/18/08	n	W	65-27
11/13/09	h	W	63-30
11/4/24	h	W	85-39

SERIES

Home: 4-0, Away: 0-0, Neutral: 1-0

WISCONSIN

GT LEADS 1-0

DATE	H/A	RESULT	SCORE
12/5/19	h	W	60-41

SERIES

Home: 1-0, Away: 0-0, Neutral: 0-0

WISCONSIN-GREEN BAY

WISCONSIN GREEN-BAY LEADS 2-1

DATE	H/A	RESULT	SCORE
3/26/92	n	W	78-77
11/26/11	n	L	62-67(ot)
11/28/14	n	L	50-71

SERIES

Home: 0-0, Away: 0-0, Neutral: 1-2

SERIES HISTORY

WISCONSIN-MILWAUKEE

GT LEADS 1-0			
DATE	H/A	RESULT	SCORE
11/24/12	n	W	66-57

SERIES
Home: 0-0, Away: 0-0, Neutral: 1-0

WOFFORD

GT LEADS 1-0			
DATE	H/A	RESULT	SCORE
12/30/18	h	W	81-40

SERIES
Home: 1-0, Away: 0-0, Neutral: 0-0

RANKINGS HISTORY

TECH IN FINAL POLLS

YEAR	RECORD	AP	USA TODAY
2011	24-11	24	--
2012	26-9	15	10
2021	17-9		22

TECH IN AP TOP 25

Last time ranked in AP Top 25	#20, Feb. 17, 2025
Last time ranked in AP Top 10	N/A
Weeks ranked in AP poll	60
Weeks ranked in Top 10	N/A
Weeks ranked in Top 5	N/A
Highest AP Ranking	#11 - Feb. 7, 2022
vs. AP Top 25 all-time	45-277
vs. AP Top 10 all-time	11-127
vs. AP Number 1 all-time	0-10

TECH VS. NO. 1

DATE	OPPONENT	W/L	SCORE
Nov. 29, 1984	Georgia	L	69-100
Jan. 19, 1991	Virginia	L	72-68
Jan. 27, 1992	at Maryland	L	54-75
March 9, 1992	vs. Virginia	L	69-70
Jan. 13, 2003	Duke	L	59-79
Jan. 8, 2015	Duke	L	41-81
Feb. 5, 2006	North Carolina	L	56-75
Nov. 16, 2008	at Connecticut	L	71-82
Nov. 21, 2010	Connecticut	L	51-71
March 24, 2012	vs. Baylor	L	68-83

TECH VS. TOP 10

DATE	OPPONENT	W/L	SCORE
Nov. 27, 1979	at #11 Maryland	L	78-94
Jan. 12, 1980	at #8 NC State	L	38-97
Feb. 8, 1980	vs. #9 NC State	L	48-99
Jan. 3, 1981	#9 NC State	L	55-74
Jan. 4, 1982	#7 NC State	L	62-76
Jan. 30, 1982	at #5 NC State	L	48-75
Feb. 17, 1982	at #9 Maryland	L	64-77
Dec. 16, 1982	at #3 Maryland	L	64-88
Jan. 10, 1983	#3 Maryland	L	57-69
Dec. 2, 1983	#3 Georgia	L	52-89
Dec. 14, 1983	at #9 Maryland	L	59-80
Nov. 29, 1984	#1 Georgia	L	69-100
Dec. 4, 1985	at #2/2 Georgia	L	58-93
Feb. 15, 1986	#5 Virginia	L	64-82
March 1, 1986	vs. #3 Virginia	L	64-90
Jan. 17, 1987	#4 Virginia	L	66-76
Feb. 2, 1987	at #3 Tennessee	L	74-100
Feb. 11, 1987	at #8 Virginia	L	56-78
Jan. 11, 1988	#4 Tennessee	L	79-96
Jan. 20, 1988	at #7 Virginia	L	69-90
Feb. 25, 1988	#9 Virginia	L	68-91
Nov. 28, 1988	#3 Georgia	L	58-73
Jan. 4, 1989	#5 Maryland	L	60-85
Feb. 6, 1989	at #6 Maryland	L	74-106
Feb. 15, 1989	at #3 Tennessee	L	71-88
Nov. 29, 1989	at #4 Georgia	L	70-85
Jan. 2, 1990	#6 NC State	W	79-78
Jan. 20, 1990	at #9 Virginia	L	77-97
Feb. 16, 1990	at #9 NC State	L	55-80
Jan. 4, 1991	at #2 NC State	L	79-97
Jan. 19, 1991	#1 Virginia	L	72-98
Feb. 2, 1991	at #1 Virginia	L	94-98
Feb. 16, 1991	#7 NC State	L	74-98
Jan. 25, 1992	at #2 Virginia	L	74-79
Jan. 27, 1992	at #1 Maryland	L	54-75
Feb. 8, 1992	#2 Virginia	L	62-86

Feb. 17, 1992	#4 Maryland	L	63-71
March 7, 1992	#4 Maryland	W	68-67
March 9, 1992	#1 Virginia	L	69-70
Jan. 14, 1993	#3 Maryland	L	66-77
Feb. 7, 1993	at #7 Maryland	L	70-75
Jan. 16, 1994	at #4 North Carolina	L	51-87
Feb. 12, 1994	#3 North Carolina	L	79-89
March 5, 1994	vs. #5 North Carolina	L	55-78
Jan. 7, 1995	at #4 North Carolina	L	62-74
Feb. 20, 1995	#6 Virginia	L	53-61
Jan. 20, 1996	#7 Virginia	L	58-79
Nov. 29, 1996	#9 Notre Dame	L	69-76
Jan. 5, 1997	#7 NC State	W	73-72
Jan. 30, 1997	#6 North Carolina	L	77-80
Feb. 13, 1997	#9 Virginia	W	72-60
Dec. 6, 1997	#9 Virginia	W	84-65
Jan. 8, 1998	#8 North Carolina	L	48-69
Feb. 1, 1998	at #7 NC State	L	60-85
Feb. 8, 1998	at #5 North Carolina	L	58-85
Feb. 27, 1998	#8 Duke	L	56-100
Dec. 3, 1998	at #9 North Carolina	L	68-85
Jan. 18, 1999	#5 Georgia	L	82-88
Jan. 24, 1999	at #7 North Carolina	W	91-84
Feb. 7, 1999	#9 Duke	L	73-74
Nov. 30, 1999	#6 NC State	L	70-80
Jan. 20, 2000	vs. #7 Georgia	L	58-86
Dec. 8, 2000	#5 Georgia	L	61-78
Jan. 11, 2001	at #5 Duke	L	83-86
Feb. 12, 2001	#4 Duke	L	54-74
Dec. 27, 2001	#10 Georgia	L	52-69
Dec. 30, 2001	#6 Duke	L	60-76
Jan. 31, 2002	at #5 Duke	L	50-86
Nov. 17, 2002	at #5 Kansas St.	L	59-83
Jan. 13, 2003	#1 Duke	L	59-79
Feb. 2, 2003	at #7 North Carolina	L	64-76
Feb. 13, 2003	at #Duke	L	43-82
March 9, 2003	vs #2 Duke	L	52-76
Jan. 8, 2004	#1 Duke	L	45-77
Feb. 7, 2004	at #2 Duke	L	41-81
Dec. 3, 2004	#6 Georgia	W	55-49
Jan. 17, 2005	at #1 Duke	L	59-82
Feb. 20, 2005	#3 Duke	L	55-73
Jan. 11, 2006	#2 Duke	L	59-67
Jan. 18, 2006	at #4 North Carolina	L	56-85
Jan. 26, 2006	at #6 Maryland	L	71-79
Feb. 5, 2006	#1 North Carolina	L	56-75
Dec. 3, 2006	#8 Georgia	L	69-79
Jan. 2, 2007	#2 North Carolina	L	57-69
Jan. 10, 2007	at #3 Duke	L	51-83
Feb. 1, 2007	#4 Maryland	W	77-72
March 2, 2007	#6 Maryland	L	59-75
Dec. 2, 2007	at #7 Georgia	L	64-71
Jan. 5, 2008	at #4 North Carolina	L	78-99
Jan. 20, 2008	at #4 Maryland	L	95-99 (20T)
Jan. 24, 2008	#10 Duke	L	47-73
Feb. 10, 2008	#3 North Carolina	L	61-75
Nov. 16, 2008	at #1 Connecticut	L	71-82
Nov. 29, 2008	vs. #9 Texas	L	68-76
Jan. 22, 2009	#2 North Carolina	W	66-62
Jan. 25, 2009	at #4 Duke	L	34-60
Feb. 15, 2009	at #8 North Carolina	L	50-73
March 24, 2009	vs. #4 Oklahoma	L	50-69
Jan. 6, 2010	at #7 North Carolina	L	78-89
Feb. 15, 2010	#10 Florida State	L	59-69
Feb. 19, 2010	#8 Duke	L	50-64
March 6, 2010	vs. #9 Duke	L	55-67
Nov. 21, 2010	#1 Connecticut	L	51-71
Nov. 26, 2010	#4 Tennessee	L	42-66
Jan. 6, 2011	#8 North Carolina	W	71-70
Jan. 21, 2011	at #3 Duke	L	32-69
March 5, 2011	vs. #8 Duke	L	66-74
Jan. 6, 2012	at #5 Maryland	L	74-77

Jan. 18, 2012	#5 Duke	L	62-79
Feb. 6, 2012	#8 Maryland	L	56-64
March 5, 2012	vs. #6 Maryland	L	65-68
March 24, 2012	vs. #1 Baylor	L	68-83
Dec. 2, 2012	#8 Georgia	L	50-60
Dec. 6, 2012	at #4 Duke	L	52-85
Jan. 20, 2013	#10 Maryland	L	57-66
Nov. 17, 2013	at #4 Tennessee	L	76-87
Jan. 5, 2014	#4 Duke	L	47-64
Jan. 19, 2014	at #6 Maryland	L	81-92
Feb. 17, 2014	at #2 Notre Dame	L	72-87
Jan. 2, 2015	#7 Louisville	L	48-75
Jan. 11, 2015	at #8 North Carolina	L	81-96
Jan. 22, 2015	at #6 Notre Dame	L	76-89
Jan. 30, 2015	#9 Florida State	L	62-82
Feb. 19, 2015	#4 Notre Dame	L	61-71
Dec. 30, 2015	#3 Notre Dame	L	76-85
Jan. 28, 2016	#3 Notre Dame	L	42-54
March 4, 2016	#6 Louisville	L	50-60
Jan. 2, 2017	#7/2 Notre Dame	L	38-55
Jan. 17, 2017	#9/8 Louisville	L	51-91
Jan. 26, 2017	#6 Florida State	L	63-69
Feb. 12, 2017	#7 Notre Dame	L	69-90
Nov. 25, 2017	#8 Baylor	L	57-80
Dec. 28, 2017	#3/4 Louisville	L	71-74
Jan. 7, 2018	#2 Notre Dame	L	54-77
Feb. 11, 2018	#5 Notre Dame	L	69-85
Feb. 25, 2018	#9/12 Florida State	L	61-64
Nov. 29, 2018	#7 Maryland	L	54-67
Jan. 6, 2019	#2 Notre Dame	L	55-76
Jan. 13, 2019	#2 Louisville	L	44-61
Jan. 27, 2019	#8 NC State	L	60-68
Feb. 3, 2019	#5 Notre Dame	L	50-90
Feb. 16, 2020	#4 NC State	W	65-61
Feb. 20, 2020	#5/6 Louisville	L	58-47
March 6, 2020	#10 NC State	L	57-48
Dec. 31, 2020	#3/3 NC State	L	75-84
Feb. 11, 2021	#3 Louisville	L	70-85
March 6, 2021	#3/4 NC State	L	61-66
March 28, 2021	#6/5 South Carolina	L	65-76
Dec. 9, 2021	#3/2 UConn	W	57-44
Jan. 2, 2022	#3/2 Louisville	L	48-50
Feb. 7, 2022	#5/3 NC State	L	48-59
Feb. 23, 2023	#10 Notre Dame	L	53-76
Feb. 26, 2023	#9 Virginia Tech	L	52-65
Feb. 18, 2024	#6/6 NC State	L	86-85 (OT)
Jan. 16, 2025	#3 Notre Dame	L	81-66
March 7, 2025	#7 NC State	L	73-72

Last win vs. Top 10 Team:	Dec. 9, 2021
Last home win vs. Top 10 team:	Dec. 9, 2021
Last road win vs. Top 10 team:	Feb. 16, 2020
Last ACC win vs. Top 10 team:	Feb. 16, 2020

WINS AGAINST RANKED TEAMS

DATE	OPPONENT	H/A	SCORE
Jan. 6, 1987	#13 Maryland	H	81-80 (OT)
Jan. 21, 1989	#13 Virginia	H	105-80
Jan. 2, 1990	#6 NC State	H	79-78
Jan. 18, 1990	#15 Maryland	H	70-68
Jan. 17, 1992	#16 NC State	H	83-72
Feb. 4, 1992	at #18 Clemson	A	59-57
March 7, 1992	vs. #4 Maryland	N	68-67
March 8, 1992	vs. #18 Clemson	N	74-73
Jan. 15, 1993	#15 North Carolina	H	73-63
Jan. 25, 1996	#18 Clemson	H	55-38
Feb. 25, 1996	at #17 Clemson	A	72-62
Jan. 5, 1997	#7 NC State	H	73-72
Feb. 13, 1997	#9 Virginia	H	72-60
Dec. 6, 1997	#9 Virginia	H	84-65
Dec. 5, 1998	at #17/14 NC State	A	74-73

RANKINGS HISTORY

Jan. 24, 1999	#7/6 North Carolina	H	91-84		Feb. 15, 2010	19	
Jan. 13, 2000	#15/12 North Carolina	H	55-44		Feb. 23, 2010	22	
Feb. 24, 2000	at #14/11 NC State	A	69-52	2010-11	Jan. 24, 2011	25	
March 4, 2000	vs. #15/14 NC State	N	71-62		Jan. 31, 2010	25	
Jan. 7, 2001	#25 Virginia	H	70-65		March 7, 2011	24	
Feb. 8, 2001	at #24 Virginia	A	87-70	2011-12	Nov 22, 2011		25
Jan. 17, 2002	at #17/15 North Carolina	A	81-62		Jan. 24, 2012		24
Dec. 27, 2002	vs. #24/22 Georgia	N	55-49		Jan. 30, 2012	24	22
Dec. 3, 2004	#6/6 Georgia	H	55-49		Feb. 6, 2012	22	23
Feb. 1, 2007	#4/4 Maryland	H	77-72		Feb. 13, 2012	20	22
Dec. 3, 2008	#21/24 Michigan St.	H	70-57		Feb. 20, 2012	17	19
Jan. 22, 2009	#2/3 North Carolina	H	66-62		Feb. 27 2012	15	18
March 1, 2009	#22/19 Virginia	H	74-66		March 5, 2012	15	13
Dec. 5, 2010	#21/22 Georgia	H	69-53		March 12, 2012	15	
Jan. 6, 2011	#8/8 North Carolina	H	71-70		April 4, 2012		10
Feb. 24, 2011	at #13/16 North Carolina	A	64-57	2012-13	Preseason	22	20
March 4, 2011	vs. #13/15 Maryland	N	70-64	2020-21	April 5, 2021		22
Feb. 12, 2012	at #23/RV North Carolina	A	56-64	2021-22	Preseason	T17	20
March 20, 2012	vs. #17/16 Georgetown	N	76-64		Nov. 15, 2021	18	
Feb. 6, 2014	#13/11 North Carolina	H	94-91		Nov. 23, 2021	RV	25
Feb. 26, 2015	#16/17 Duke	H	71-62		Dec. 13, 2021	18	21
Jan. 15, 2017	#24 Syracuse	H	75-66		Dec. 20, 2021	17	19
Nov. 18, 2018	#14 Georgia	H	63-53		Dec. 27, 2021	16	16
Jan. 20, 2019	#12 Syracuse	H	65-55		Jan. 3, 2022	16	17
Jan. 2, 2020	#23/RV Miami	H	61-54		Jan. 10, 2022	15	16
Jan. 9, 2020	#11 Florida State	A	67-52		Jan. 17, 2022	18	18
Feb. 16, 2020	#4 NC State	A	65-61		Jan. 24, 2022	14	17
Feb. 23, 2020	#17/18 Florida State	H	65-62		Jan. 31, 2022	12	17
March 23, 2021	#17/20 West Virginia	N	73-56		Feb. 7, 2022	11	16
Dec. 5, 2021	#20/19 Georgia	A	55-54		Feb. 14, 2022	16	18
Dec. 9, 2021	#3/2 UConn	H	57-44		Feb. 21, 2022	22	24
Jan. 23, 2022	#20/20 North Carolina	H	55-38		Feb. 28, 2022	25	25
Feb. 2, 2023	#15 NC State	H	68-62	2024-25	Oct. 15, 2024	RV	
Nov. 25, 2024	#21 Oregon	N	74-58		Nov. 25, 2024		RV
Dec. 15, 2024	#14/14 North Carolina	A	82-76		Dec. 2, 2024	RV	RV
Dec. 21, 2024	#23/RV Nebraska	H	72-61		Dec. 9, 2024	25	RV
					Dec. 16, 2024	17	20
					Dec. 23, 2024	13	16
					Dec. 30, 2024	13	14
					Jan. 6, 2025	13	13
					Jan. 13, 2025	17	17
					Jan. 20, 2025	18	18
					Jan. 27, 2025	18	18
					Feb. 3, 2025	17	19
					Feb. 10, 2025	19	19
					Feb. 17, 2025	20	20
					Feb. 24, 2025	RV	RV
					March 3, 2025	RV	

Overall (51 wins)

Most Points Scored: 105 vs. #13 Virginia (1/21/89)

Largest Margin of Victory: 25, 105-80 vs. #13 Virginia (1/21/89)

Highest Ranked Opponent Beaten: #2/3 North Carolina (1/22/09)

Home Wins: 31

Away Wins: 12

Neutral Wins: 8

NATIONAL POLL HISTORY

SEASON	DATE	AP	USA TODAY
1992-93	Dec. 22, 1992	25	25
	Dec. 29, 1992	23	21
	Jan. 5, 1993	23	23
	Jan. 12, 1993	23	25
	Jan. 26, 1993	24	
2007-08	Jan. 21, 2008	23	23
2008-09	Dec. 15, 2008	25	
	Dec. 22, 2008	23	25
	Dec. 29, 2008	23	24
	Jan. 5, 2009	22	22
	Jan. 12, 2009	24	25
2009-10	Preseason	19	
	Nov. 30, 2009	23	
	Dec. 14, 2009	25	
	Dec. 21, 2009	24	
	Dec. 28, 2009	24	
	Jan. 4, 2010	20	
	Jan. 11, 2010	21	
	Jan. 18, 2010	22	
	Jan. 25, 2010	25	
	Feb. 1, 2010	21	
	Feb. 8, 2010	21	

ACC TOURNAMENT RESULTS

YEAR-BY-YEAR RESULTS

1980, College Park, Md.

QF #1 NC State def. #8 GT, 99-48

1981, Clemson, S.C.

QF #2 Virginia def. #7 GT, 61-49

1982, Raleigh, N.C.

QF #4 Clemson def. #5 GT, 62-54

1983, Fayetteville, N.C.

QF #2 UNC def. #7 GT, 85-80

1984, Fayetteville, N.C.

QF #1 Virginia def. #8 GT, 75-58

1985, Fayetteville, N.C.

QF #1 NC State def. #8 GT, 87-60

1986, Fayetteville, N.C.

QF #1 Virginia def. #8 GT, 90-64

1987, Fayetteville, N.C.

QF #3 UNC def. #6 GT, 64-54

1988, Fayetteville, N.C.

QF #2 Maryland def. #7 GT, 102-74

1989, Fayetteville, N.C.

QF #3 Clemson def. #6 GT, 94-74

1990, Fayetteville, N.C.

QF #2 Virginia def. #7 GT, 73-65

1991, Fayetteville, N.C.

QF #2 Maryland def. #7 GT, 91-73

1992, Rock Hill, S.C.

QF #7 GT def. #2 Maryland, 68-67
SF #7 GT def. #3 Clemson, 74-73
CG #1 Virginia def. #7 GT, 70-69

1993, Rock Hill, S.C.

QF #5 Clemson def. #4 GT, 87-66

1994, Rock Hill, S.C.

QF #2 UNC def. #7 GT, 78-55

1995, Rock Hill, S.C.

QF #3 NC State def. #6 GT, 88-70

1996, Rock Hill, S.C.

1R #9 FSU def. #8 GT, 64-51

1997, Charlotte, N.C.

QF #2 Virginia def. #7 GT, 77-63

1998, Charlotte, N.C.

1R #8 GT def. #9 Wake Forest, 78-67
QF #1 Duke def. #8 GT, 100-56

1999, Charlotte, N.C.

QF #3 UNC def. #6 GT, 87-71

2000, Greensboro, N.C.

QF #6 GT def. #3 NC State, 71-62
SF #2 Duke def. #6 GT, 77-56

2001, Greensboro, N.C.

1R #7 UNC def. #8 GT, 79-64

2002, Greensboro, N.C.

QF #4 Virginia def. #5 GT, 60-58

2003, Greensboro, N.C.

QF #5 GT def. #4 FSU, 64-59
SF #1 Duke def. #5 GT, 76-52

2004, Greensboro, N.C.

1R #9 Wake Forest def. #8 GT, 61-59

2005, Greensboro, N.C.

1R #9 Miami def. #8 GT, 60-58

2006, Greensboro, N.C.

1R #11 GT def. #6 Miami, 79-62
QF #3 Maryland def. #11 GT, 71-66

2007, Greensboro, N.C.

1R #6 GT def. #11 Miami, 66-52
QF #3 Maryland def. #6 GT, 75-59

2008, Greensboro, N.C.

1R #5 GT def. #12 Miami, 76-49
QF #4 Virginia def. #5 GT, 52-43

2009, Greensboro, N.C.

1R #12 Clemson def. #5 GT, 81-69

2010, Greensboro, N.C.

QF #4 GT def. #5 Wake Forest, 52-45
SF #1 Duke def. #4 GT, 67-55

2011, Greensboro, N.C.

1R #5 GT def. #12 VT, 81-58
QF #5 GT def. #4 Maryland, 70-64
SF #1 Duke def. #5 GT, 74-66

2012, Greensboro, N.C.

QF #4 GT def. #5 UNC, 54-53
SF #4 GT def. #9 NCSU, 81-67
CG #3 Maryland def. #4 GT, 68-65

2013, Greensboro, N.C.

1R #10 WF def. #7 GT, 86-67

2014, Greensboro, N.C.

2R #7 GT def. #10 Virginia, 77-76
QF #2 Duke def. #7 GT, 82-52

2015, Greensboro, N.C.

1R #11 GT def. #14 Clemson, 80-53
2R #6 North Carolina def. #11 GT, 84-64

2016, Greensboro, N.C.

2R #7 GT def. #10 Wake Forest, 67-65
QF #2 Louisville def. #7 GT, 60-50

2017, Conway, S.C.

1R #10 GT def. #15 Boston College, 71-67
2R #7 Miami def. #10 GT, 87-71

2018, Greensboro, N.C.

1R #10 GT def. #15 Clemson, 61-52
2R #7 Virginia def. #10 GT, 60-58

2019, Greensboro, N.C.

2R #8 North Carolina def. #9 GT, 80-73

2020, Greensboro, N.C.

2R #7 GT def. #15 Pitt, 68-58
QF #2 NC State def. #7 GT, 57-48

2021, Greensboro, N.C.

QF #3 GT def. #11 Clemson, 60-57
SF #2 NC State def. #3 GT, 66-61

2022, Greensboro, N.C.

2R #6 GT def. #11 Wake Forest, 45-40
QF #3 Notre Dame def. #6 GT, 71-53

2023, Greensboro, N.C.

1R #11 Boston College def. #14 GT, 62-57

2024, Greensboro, N.C.

1R #10 GT def. #15 Pitt, 73-60
2R #7 Duke def. #10 GT, 70-58

2025, Greensboro, N.C.

2R #9 GT def. #8 VT, 72-57
QF #1 NC State def. #9 GT, 73-72

ROUND-BY-ROUND RESULTS

ACC First Round (9-7)

1996 #9 FSU def. #8 GT, 64-51
1998 #8 GT def. #9 WF, 78-67
2001 #7 UNC def. #8 GT, 79-64
2004 #9 WF def. #8 GT, 61-59
2005 #9 Miami def. #8 GT, 60-58
2006 #11 GT def. #6 Miami, 79-62
2007 #6 GT def. #11 Miami, 66-52
2008 #5 GT def. #12 Miami, 76-49
2009 #12 CU def. #5 GT, 81-69
2011 #5 GT def. #12 VT, 81-58
2013 #10 WF def. #7 GT, 86-67
2015 #11 GT def. #14 Clemson, 80-53
2017 #10 GT def. #15 Boston College, 71-67
2018 #10 GT def. #15 Clemson, 61-52
2023 #11 Boston College def. #14 GT, 62-57
2024 #10 GT def. #15 Pitt, 73-60

ACC Second Round (5-5)

2014 #7 GT def. #10 Virginia, 77-76
2015 #6 UNC def. #11 GT, 84-64
2016 #7 GT def. #10 Wake Forest, 67-65
2017 #7 Miami def. #10 GT, 87-71
2018 #7 Virginia def. #10 GT, 60-58
2019 #8 North Carolina def. #9 GT, 80-73
2020 #7 GT def. #15 Pitt, 68-58
2022 #6 GT def. #11 Wake Forest, 45-40
2024 #7 Duke def. #10 GT, 70-58
2025 #9 GT def. #8 VT, 72-57

ACC Quarterfinals (7-27)

1980 #1 NCST def. #8 GT, 99-48
1981 #2 Virginia def. #7 GT, 61-49
1982 #4 CU def. #5 GT, 62-54
1983 #2 UNC def. #7 GT, 85-80
1984 #1 Virginia def. #8 GT, 75-58
1985 #1 NCST def. #8 GT, 87-60
1986 #1 Virginia def. #8 GT, 90-64
1987 #3 UNC def. #6 GT, 64-54
1988 #2 Md def. #7 GT, 102-74
1989 #3 CU def. #6 GT, 94-74
1990 #2 Virginia def. #7 GT, 73-65
1991 #2 Md def. #7 GT, 91-73
1992 #7 GT def. #2 Md, 68-67
1993 #5 CU def. #4 GT, 87-66
1994 #2 UNC def. #7 GT, 78-55
1995 #3 NCST def. #6 GT, 88-70
1997 #2 Virginia def. #7 GT, 77-63
1998 #1 Duke def. #8 GT, 100-56
1999 #3 UNC def. #6 GT, 87-71
2000 #6 GT def. #3 NCST, 71-62
2002 #4 Virginia def. #5 GT, 60-58
2003 #5 GT def. #4 FSU, 64-59
2006 #3 Md def. #11 GT, 71-66
2007 #3 Md def. #6 GT, 75-59
2008 #4 Virginia def. #5 GT, 52-43
2010 #4 GT def. #5 WF, 52-45
2011 #5 GT def. #4 Md, 70-64
2012 #4 GT def. #5 UNC, 54-53
2014 #2 Duke def. #7 GT, 82-52
2016 #2 Louisville def. #7 GT, 60-50
2020 #2 NC State def. #7 GT, 57-48
2021 #3 GT def. #11 Clemson, 60-57
2022 #3 Notre Dame def. #6 GT, 71-53
2025 #1 NC State def. #9 GT, 73-72

ACC TOURNAMENT RESULTS

ACC Semifinals (2-5)

1992 #7 GT def. #3 CU, 74-73
2000 #2 Duke def. #6 GT, 77-56
2003 #1 Duke def. #5 GT, 76-52
2010 #1 Duke def. #4 GT, 67-55
2011 #1 Duke def. #5 GT, 74-66
2012 #4 GT def. #9 NCST, 81-67
2021 #2 NC State def. #3 GT, 66-61

ACC Championship Game (0-2)

1992 #1 Virginia def. #7 GT, 70-69
2012 #3 Md def. #4 GT, 68-65

ACC Tournament Fact

Georgia Tech became the lowest seeded team in ACC Tournament history to qualify for the championship game in 1992 when the seventh-seeded Jackets scored a pair of one-point victories over nationally-ranked Maryland and Clemson to reach the final. Tech topped the second-seeded and fourth-ranked Terrapins, 68-67, in the first round and edged the third-seeded and 18th-ranked Tigers, 74-73, in the semifinals. In the championship game, Tech battled top-seeded and top-ranked Virginia tough, before falling by a one-point margin, 70-69.

POSTSEASON TOURNAMENT RESULTS

NCAA TOURNAMENT

The Yellow Jackets made their first appearance in the NCAA Tournament in 1992-93 with a 16-10 record and an 8-8 ACC mark. Tech didn't return to the NCAA Tournament for 10 years, making its next trip in 2003, but then the Jackets participated in every Big Dance from 2007 - 2012. In 2012, Georgia Tech made its breakthrough to reach the program's first Sweet 16 with a 76-64 win against Georgetown in the second round.

1993: Midwest Region

Evanston, Ill.
M17 64 at Northwestern L, 62-90

2003: East Region

West Lafayette, Ind.
#10 seed
M22 64 vs. #7 Virginia Tech L, 59-61

2007: Dallas Region

Minneapolis, Minn.
#7 Seed
M17 64 vs. #10 DePaul W, 55-54
M19 32 vs. #2 Purdue L, 63-76

2008: Greensboro Region

Des Moines, Iowa
#10 seed
M22 64 vs. #7 Iowa State L, 55-58

2009: Oklahoma City Region

Iowa City, Iowa
#9 seed
M22 64 vs. #8 Iowa W, 76-62
M24 32 vs. #1 Oklahoma L, 50-69

2010: Kansas City Region

Norman, Oklahoma
#6 seed
M21 64 vs. #11 Arkansas Little Rock L, 53-63

2011: Dayton Region

Columbus, Ohio
#5 seed
M19 64 vs. #12 Bowling Green W, 69-58
M21 32 at #4 Ohio State L, 60-67

2012: Des Moines Region

Chapel Hill, N.C.
#4 seed
M18 64 vs. #13 Sacred Heart W, 76-50
M20 32 vs. #5 Georgetown W, 76-64
Des Moines, Iowa
M24 16 vs. #1 Baylor L, 68-83

2014: Louisville Region

Baton Rouge, La.
#10 seed
M23 64 at #7 LSU L, 78-98

2021: Hemisfair Region

San Antonio, Texas
#5 seed
M21 64 vs. #12 Stephen F. Austin W, 54-52
M23 32 vs. #4 West Virginia W, 73-56
M38 16 vs. #1 South Carolina L, 65-76

2022: Stanford Region

Stanford, Calif.
#9 seed
M18 64 vs. #8 Kansas L, 58-77

2025: Spokane 1 Region

Los Angeles, Calif.
#9 seed
M21 64 vs. #8 Richmond L, 49-74

Georgia Tech All-Time NCAA Record

Overall: 7-12
Round of 64: 5-7
Round of 32: 2-3
Sweet 16: 0-2
Neutral Site: 5-8
Opponent Site: 1-3

Georgia Tech vs. Conferences in NCAA Tournament

A-10: 0-1
Big 12: 1-4
BIG EAST: 2-1
Big Ten: 1-3
Mid-American: 1-0
Northeast: 1-0
SEC: 0-2
Southland: 1-0
Sun Belt: 0-1



The Yellow Jackets made it to the NCAA Tournament in 2007 which was the first of six-straight appearances in the Big Dance from 2007-12.

WBIT

In 2023, the NCAA announced the creation of a new NCAA-owned postseason women's basketball tournament, the Women's Basketball Invitation Tournament (WBIT). The newly-formed tournament began in 2024.

2024: Humphrey Coliseum; Starkville, Miss.

M21 64 vs. Mississippi State L, 84-47

WNIT

In the first postseason appearance in school history, Georgia Tech's women's basketball team captured the 1992 National Women's Invitational Tournament in Amarillo, Texas. En route to the title, the Jackets defeated Wisconsin-Green Bay, 78-77, in the first round, Nebraska, 73-68, in the semifinals, and Hawaii, 90-72, in the championship game. The 1992 WNIT not only marked Tech's first postseason appearance, but it also marked the first WNIT title for an ACC school. In 1998, the WNIT switched names to the WNIT.

1992: Cal Farley Coliseum; Amarillo, Texas (WNIT)

M26 Wisconsin-Green Bay W 78-77
M27 Nebraska W 73-68
M28 Hawaii W 90-72

2000: Multiple Sites (WNIT)

M16 Southern Mississippi(1) W 76-71 (ot)
M18 at Chattanooga(2) W 81-74
M21 at Arkansas(3) L 67-78

2001: Humphrey Coliseum; Starkville, Miss.(WNIT)

M15 Mississippi State L 73-77

2002: Alexander Memorial Coliseum; Atlanta, Ga.(WNIT)

M13 Miami L 64-73

2015: Multiple Sites (WNIT)

M19 Elon W 69-47
M22 at Ole Miss (5) L 48-63

2016: McCamish Pavilion, Atlanta, Ga. (WNIT)

M17 Mercer W 73-56
M21 Tulane L 61-64

2017: Multiple Sites (WNIT)

M16 Jacksonville (4) W 71-55
M19 UCF (4) W 63-51
M23 MTSU (4) W 70-57
M26 Alabama (4) W 76-66
M29 Washington State (4) W 69-61
A1 at Michigan (6) L 79-89 (ot3)

2018: Multiple Sites (WNIT)

M15 Bethune Cookman (4) W 85-32
M18 UAB (4) W 91-47
M22 at Alabama (7) L 59-61

- (1): Alexander Memorial Coliseum, Atlanta, Ga.
- (2): McKenzie Arena, Chattanooga, Tenn.
- (3): Arkansas Arena, Fayetteville, Ark.
- (4): McCamish Pavilion, Atlanta, Ga.
- (5): Tad Smith Coliseum, Oxford, Miss.
- (6): Calihan Hall, Detroit, Mich.
- (7): Coleman Coliseum, Tuscaloosa, Ala.

Eight Tournaments: Won 14 Lost 7
1992 WNIT Champions

OTHER POSTSEASON TOURN.

1975 GAIW State Tournament

vs. Fort Valley L 39-76
vs. Tift L 54-65

1976 GAIW State Tournament

vs. Berry L 41-109
vs. North Georgia L 35-69

1977 GAIW State Tournament

vs. Morris Brown W 75-27
vs. Spelman W 55-43

1978 GAIW State Tournament

vs. West Georgia L 79-94

1979 GAIW State Tournament

vs. Berry L 68-92

1980 GAIW State Tournament

F. 21 at Georgia Southern L 51-87

1981 GAIW State Tournament

F. 26 vs. Georgia L 70-89

Seven Tournaments: Won 2 Lost 8

HONORS & AWARDS

ALL-AMERICANS

JOYCE PIERCE

1993 - KODAK/WBCA HONORABLE MENTION



KISHA FORD

1997 - ASSOCIATED PRESS HONORABLE MENTION
1997 - KODAK/WBCA HONORABLE MENTION



SONJA MALLORY

2003 - KODAK/WBCA HONORABLE MENTION



ALEX MONTGOMERY

2011 - KODAK/WBCA HONORABLE MENTION



TYAUNNA MARSHALL

2013 - ASSOCIATED PRESS HONORABLE MENTION
2014 - ASSOCIATED PRESS HONORABLE MENTION
2013 - KODAK/WBCA HONORABLE MENTION



AALIYAH WHITESIDE

2016 - WBCA HONORABLE MENTION




LORELA CUBAJ

2021 - WBCA HONORABLE MENTION
2022 - WBCA HONORABLE MENTION



LOTTA-MAJ LAHTINEN

2021 - WBCA HONORABLE MENTION



FRESHMAN ALL-AMERICA

Kisha Ford	1994	Basketball Times
Niesha Butler	1999	Women's Basketball Journal Women's Basketball News Service
Tyaunna Marshall	2011	Full Court Press (Third Team)

MCDONALD'S HIGH SCHOOL ALL-AMERICA

Kasha Terry	2002
Kaela Davis	2013
Elizabeth Balogun	2018
Elizabeth Dixon	2018

STREET & SMITH'S HIGH SCHOOL ALL-AMERICA

Janie Mitchell	2002	Honorable Mention
Nia Josiah	2003	Honorable Mention
Jill Ingram	2003	Honorable Mention
Daphne Mitchell	2003	Honorable Mention
Janie Mitchell	2003	Honorable Mention
Nia Josiah	2004	Honorable Mention
April Phillips	2004	Honorable Mention
Tiffany Blackmon	2005	Honorable Mention
Angel Buie	2005	Honorable Mention
Nia Josiah	2005	Honorable Mention
Iasia Hemingway	2007	Honorable Mention
Alex Montgomery	2007	Honorable Mention

PARADE HIGH SCHOOL ALL-AMERICA

Jackie Farmer	1987
Aisha Howard	1996
Iasia Hemingway	2007
Alex Montgomery	2007

HONORS & AWARDS

WBCA HIGH SCHOOL ALL-AMERICA

Kasha Terry	2002	Honorable Mention
Jillian Ingram	2004	
Iasia Hemingway	2007	
Kaela Davis	2013	

ALL STAR GIRLS REPORT HIGH SCHOOL ALL-AMERICA

Jillian Ingram	2004	Fourth Team
Daphne Mitchell	2004	Fourth Team
Janie Mitchell	2004	Fifth Team

ACC AWARDS

Beginning with the 2012-13 season, the ACC released separate coaches and media All-ACC teams.

ALL-ACC

BY NAME:

Ardossi, Brigitte	2010	2nd
Bootz, Delores	1986	2nd
Bootz, Delores	1987	2nd
Bootz, Delores	1988	2nd
Butler, Niesha	1999	2nd
Butler, Niesha	2001	3rd
Cubaj, Lorela	2021	1st (Coaches; Media)
Cubaj, Lorela	2022	1st (Coaches; Media)
Davis, Kaela	2014	2nd (Coaches; Media)
Davis, Kaela	2015	1st (Coaches; Media)
Dunn, Kara	2024	2nd
Dunn, Kara	2025	1st
Ford, Kisha	1995	2nd
Ford, Kisha	1996	2nd
Ford, Kisha	1997	1st
Goodlett, Sasha	2012	2nd
Higgs, Stephanie	2005	Honorable Mention
Higgs, Stephanie	2007	3rd
Lahtinen, Lotta-Maj	2021	1st (Media); 2nd (Coaches)
Lahtinen, Lotta-Maj	2022	Honorable Mention
Lounsbury, Karen	1990	2nd
Mallory, Sonja	2002	2nd
Mallory, Sonja	2003	1st
Marshall, Tyaunna	2011	3rd
Marshall, Tyaunna	2012	2nd
Marshall, Tyaunna	2013	1st (Coaches; Media)
Marshall, Tyaunna	2014	1st (Coaches; Media)
Martinez, Milli	2002	2nd
Mitchell, Janie	2007	Honorable Mention
Mitchell, Janie	2008	3rd
Montgomery, Alex	2009	3rd
Montgomery, Alex	2010	3rd
Montgomery, Alex	2011	2nd
Morgan, Tonie	2024	2nd
Morgan, Tonie	2025	2nd
Neal, Ida	1989	1st
Nnamaka, Chioma	2008	Honorable Mention
Pan, Francesca	2020	2nd (Coaches); HM (Media)
Pierce, Joyce	1991	2nd
Pierce, Joyce	1992	2nd
Pierce, Joyce	1993	2nd
Stewart, Alex	2003	3rd
Stewart, Alex	2004	Honorable Mention
Stokes, Fallon	2003	3rd
Stokes, Fallon	2004	2nd
Tate, Regina	2002	3rd
Walker, Marielle	1988	2nd
Whiteside, Aaliyah	2016	1st

BY YEAR:

Bootz, Delores	1986	2nd
Bootz, Delores	1987	2nd
Bootz, Delores	1988	2nd
Walker, Marielle	1988	2nd
Neal, Ida	1989	1st
Lounsbury, Karen	1990	2nd
Pierce, Joyce	1991	2nd
Pierce, Joyce	1992	2nd

Pierce, Joyce	1993	2nd
Ford, Kisha	1995	2nd
Ford, Kisha	1996	2nd
Ford, Kisha	1997	1st
Butler, Niesha	1999	2nd
Butler, Niesha	2001	3rd
Mallory, Sonja	2002	2nd
Martinez, Milli	2002	2nd
Tate, Regina	2002	3rd
Mallory, Sonja	2003	1st
Stewart, Alex	2003	3rd
Stokes, Fallon	2003	3rd
Stewart, Alex	2004	Honorable Mention
Stokes, Fallon	2004	2nd
Higgs, Stephanie	2005	Honorable Mention
Higgs, Stephanie	2007	3rd
Mitchell, Janie	2007	Honorable Mention
Mitchell, Janie	2008	3rd
Nnamaka, Chioma	2008	Honorable Mention
Montgomery, Alex	2009	3rd
Ardossi, Brigitte	2010	2nd
Montgomery, Alex	2010	3rd
Marshall, Tyaunna	2011	3rd
Montgomery, Alex	2011	2nd
Goodlett, Sasha	2012	2nd
Marshall, Tyaunna	2012	2nd
Marshall, Tyaunna	2013	1st (Coaches; Media)
Marshall, Tyaunna	2014	1st (Coaches; Media)
Davis, Kaela	2014	2nd (Coaches; Media)
Davis, Kaela	2015	1st (Coaches; Media)
Whiteside, Aaliyah	2016	1st (Coaches; Media)
Pan, Francesca	2020	2nd (Coaches); HM (Media)
Cubaj, Lorela	2021	1st (Coaches; Media)
Lahtinen, Lotta-Maj	2021	1st (Media); 2nd (Coaches)
Cubaj, Lorela	2022	1st (Coaches; Media)
Lahtinen, Lotta-Maj	2022	Honorable Mention
Dunn, Kara	2024	2nd
Morgan, Tonie	2024	2nd
Dunn, Kara	2025	1st
Morgan, Tonie	2025	2nd

ACC ALL-FRESHMAN TEAM

Kathy Dortch	1993
Kisha Ford	1994
Carla Munnion	1994
Niesha Butler	1999
Chioma Nnamaka	2005
Alex Montgomery	2008
Tyaunna Marshall	2011
Sydney Wallace	2012
Brittany Jackson	2013 (Coaches; Media)
Kaela Davis	2014 (Coaches; Media)
Francesca Pan	2017 (Coaches; Media)
Kierra Fletcher	2018 (Coaches; Media)
Elizabeth Balogun	2019 (Coaches; Media)
Elizabeth Dixon	2019 (Coaches; Media)
Tonie Morgan	2023 (Coaches; Media)
Dani Carnegie	2025

ACC ALL-DEFENSIVE TEAM

Milli Martinez	2002
Sonja Mallory	2003
Jacqua Williams	2008, '09
Alex Montgomery	2011
Tyaunna Marshall	2013
Tyaunna Marshall	2014
Lorela Cubaj	2021, '22

ACC DEFENSIVE PLAYER OF THE YEAR

Lorela Cubaj	2021 (co)
Lorela Cubaj	2022

ACC MOST IMPROVED PLAYER

Lotta-Maj Lahtinen	2021
--------------------	------

ACC SIXTH PLAYER OF THE YEAR

Alex Montgomery	2010
Zaire O'Neil	2018
Dani Carnegie	2025

ACC ROOKIE OF THE YEAR

Niesha Butler	1999
Francesca Pan	2017 (Coaches; Media)
Elizabeth Balogun	2019 (Coaches; Media)

ACC COACH OF THE YEAR

Neil Fortner	2021 (Media)
--------------	--------------

ACC ALL-TOURNAMENT TEAM

Devony Caldwell	1992
Joyce Pierce	1992
Kisha Ford (2nd Team)	1994
Carla Munnion (2nd Team)	1998
Milli Martinez (2nd Team)	2000
Fallon Stokes (2nd Team)	2003
Stephanie Higgs (2nd Team)	2006
Alex Montgomery (2nd Team)	2010
Tyaunna Marshall (2nd Team)	2011
Sasha Goodlett (1st Team)	2012
Tyaunna Marshall (1st Team)	2012
Metra Walthour (2nd Team)	2012
Francesca Pan (2nd Team)	2020
Lorela Cubaj (2nd Team)	2021
Tonie Morgan (2nd Team)	2024

ACC LEGEND

Ida Neal Smith	2005
Kisha Ford	2006
Dolores Bootz	2007
Bonnie Tate	2008
Karen Lounsbury	2009
Joyce Pierce	2010
Tory Ehle-Rule	2011
Bernadette McGlade	2012
Danielle Donehew	2013
Agnus Berenato	2014
Sonja Mallory	2015
Carla Munnion	2016

ACC PLAYER OF THE WEEK

Dolores Bootz	Jan. 5, 1986
Marielle Walker	Dec. 1, 1986; Dec. 14, 1987
Karen Lounsbury	Dec. 19, 1988
Ida Neal	Jan. 23, 1989
Sheila Wagner	Jan. 31, 1990
Kisha Ford	Dec. 20, 1993; Feb. 14, 1994; Feb. 17, 1997
Carla Munnion	Dec. 4, 1995; Dec. 18, 1995
Kenya Williams	Nov. 23, 1998
Niesha Butler	Jan. 8, 2001
Regina Tate	Nov. 26, 2001
Sonja Mallory	Jan. 21, 2002
Fallon Stokes	Nov. 24, 2003*; Dec. 8, 2003
Stephanie Higgs	Dec. 27, 2004; Feb. 5, 2007
Janie Mitchell	Dec. 10, 2007; Dec. 17, 2007
Chioma Nnamaka	Feb. 4, 2008
Brigitte Ardossi	Feb. 1, 2010
Alex Montgomery	Dec. 6, 2010; Dec. 27, 2010*
Tyaunna Marshall	Dec. 17, 2012; Feb. 4, 2013; Feb. 25, 2013; Feb. 10, 2014
Aaliyah Whiteside	Nov. 16, 2015
Zaire O'Neil	Feb. 6, 2017
Lotta-Maj Lahtinen	Dec. 14, 2020
Lorela Cubaj	Dec. 13, 2021
Kara Dunn	Dec. 11, 2023

ACC ROOKIE OF THE WEEK

Stacey Buchannon	Dec. 20, 1993
Kisha Ford	Jan. 10, 1994

HONORS & AWARDS

Danielle Donehew	Feb. 17, 1997
Betsy Foy	Dec. 8, 1997
Niesha Butler	Nov. 23, 1998*; Nov. 30, 1998; Dec. 7, 1998; Dec. 21, 1998; Jan. 4, 1999; Jan. 25, 1999, Feb. 1, 1999
Megan Harpring	Feb. 24, 2003
Chioma Nnamaka	Dec. 27, 2004
Alex Montgomery	Dec. 26, 2007; Jan. 21, 2008
Iasia Hemingway	Jan. 28, 2008
Mo Bennett	Nov. 17, 2008
Sasha Goodlett	Feb. 9, 2009
Sharena Taylor	Dec. 14, 2009
Tyaunna Marshall	Nov. 15, 2010*; Nov. 22, 2010; Dec. 6, 2010; Jan. 3, 2010; Jan. 10, 2010
Aaliyah Whiteside	Dec. 24, 2012
Brittany Jackson	Nov. 19, 2012, Jan. 14, 2013
Kaela Davis	Nov. 11, 2013, Dec. 9, 2013, Jan. 20, 2014, March 3, 2014
Francesca Pan	Nov. 28, 2016, Jan. 9, 2017, Jan. 16, 2017, Feb. 20, 2017, Feb. 27, 2017
Chanin Scott	Dec. 12, 2016
Kierra Fletcher	Feb. 19, 2018
Elizabeth Balogun	Dec. 17, 2018, Dec. 23, 2018, Jan. 7, 2019, Jan. 21, 2019
Elizabeth Dixon	Nov. 19, 2018, Jan. 14, 2019, Feb. 11, 2019
Loyal McQueen	Dec. 14, 2020
Tonie Morgan	Jan. 23, 2023, Feb. 6 2023
Rusne Augustinaite	Feb. 19, 2024
Dani Carnegie	Nov. 18, 2024, Dec. 16, 2024, Dec. 23, 2024, Dec. 30, 2024, Jan. 6, 2025

REGION HONORS

GEORGIA COMMISSION ON WOMEN COLLEGIATE SPORTSWOMAN OF THE YEAR

Regina Tate	2001-02
-------------	---------

GEORGIA HALL OF FAME COACH OF THE YEAR

Agnus Berenato	1991-91
----------------	---------

ATLANTA TIPOFF CLUB COACH OF THE YEAR

Agnus Berenato	1991-92, 2002-03
MaChelle Joseph	2006-07, 2011-12
Nell Fortner	2019-20, 2024-25

ATLANTA TIPOFF CLUB STATE OF GEORGIA COLLEGE PLAYER OF THE YEAR

Kisha Ford	1993-94
Niesha Butler	1998-99
Sonja Mallory	2002-03
Janie Mitchell	2007-08
Brigitte Ardossi	2009-10
Alex Montgomery	2010-11
Sasha Goodlett	2011-12
Tyaunna Marshall	2012-13; 2013-14
Kaela Davis	2014-15
Aaliyah Whiteside	2015-16
Lorela Cubaj	2020-21; 2021-22
Kara Dunn	2024-25

ATLANTA WOMEN IN SPORTS ATHLETE OF THE MONTH

Kisha Ford	March, 1994
------------	-------------

ATLANTA TIPOFF CLUB GEORGIA PLAYER OF THE MONTH

Marielle Walker	January, 1988
-----------------	---------------

Ida Neal	January, 1989
Karen Lounsbury	January, 1990

BOY SCOUTS OF AMERICA PEACH OF AN ATHLETE

Angie Fischer	1993	Honoree
Kisha Ford	1995	Honoree
Danielle Donehew	2000	Honoree
Shayla Bivins	2014	Honoree
Lotta-Maj Lahtinen	2022	Female Winner

ACADEMIC HONORS

ACADEMIC ALL-ACC

Danielle Donehew	1998, '00
Regina Tate	1999, '01
Kenya Williams	1999
Jessica Williams	2005
Alex Montgomery	2008
Deja Foster	2010
Danielle Hamilton-Carter	2013
Shayla Bivins	2014
Roddreka Rogers	2015, '16
Antonia Peresson	2016
Francesca Pan	2017, '18, '19, '20
Elo Edeferioka	2018
Kierra Fletcher	2019, '20, '21
Lotta-Maj Lahtinen	2020, '21, '22
Nerea Hermosa	2021
Eylia Love	2022
Carmyn Harrison	2023
Ines Noguero	2023, 2024, 2025
Cameron Swartz	2023
Tonie Morgan	2024, 2025
Ariadna Termis	2024
Dani Carnegie	2025
Zoesha Smith	2025
Tianna Thompson	2025
Chit-Chat Wright	2025

COSIDA/VERIZON ACADEMIC ALL-AMERICA

Tory Ehle	1987	Honorable Mention
Karen Lounsbury	1990	
Karen Lounsbury	1991	

COSIDA/VERIZON ACADEMIC ALL-DISTRICT

Danielle Donehew	1999	Second Team
	2000	First Team
Regina Tate	2002	Second Team
Lotta-Maj Lahtinen	2021	
	2022	

GEORGIA TECH BOBBY DODD SCHOLARSHIP

Karen Lounsbury	1990-91
Angie Fischer	1992-93
Regina Tate	1998-99
Deja Foster	2009-10

GEORGIA TECH HOMER RICE SCHOLARSHIP

Danielle Donehew	1997-98
------------------	---------

ACC WEAVER-JAMES-CARRIGAN POSTGRADUATE SCHOLARSHIP

Danielle Donehew	2001
Regina Tate	2002
Kierra Fletcher	2021
Lotta-Maj Lahtinen	2022

MARIE JAMES SCHOLARSHIP AWARD (ACC'S TOP FEMALE SCHOLAR-ATHLETE)

Marlene Mainland	1988
------------------	------

CHARLES T. STONER LAW SCHOLARSHIP

Jacqua Williams	2009
Deja Foster	2011
Shayla Bivins	2014

MISCELLANEOUS

ESPNW NATIONAL PLAYER OF THE WEEK

Tyaunna Marshall	Feb. 10, 2014
------------------	---------------

USA BASKETBALL U.S. OLYMPIC TEAM TRIALS INVITE

Joyce Pierce	1992
--------------	------

USA BASKETBALL SELECT TEAM

Joyce Pierce	1992	Jones Cup
		Gold Medal (Taipai, Taiwan)
Kisha Ford	1995	Jones Cup
		Bronze Medal (Taipai, Taiwan)

USA BASKETBALL U.S. OLYMPIC FESTIVAL

Dolores Bootz	1986	South Team
		Gold Medal (Houston, Texas)
Joannah Kauffman	1995	South Team
		(Colorado Springs, Colo.)
Joyce Pierce	1990	South Team
		(Minneapolis, Minn.)
Bronda Davis	1991	South Team
		Gold Medal (Los Angeles, Calif.)
Kisha Ford	1994	East Team
		Bronze Medal, All-Tournament
April Phillips	2004	West Team
		(Colorado Springs, Colo.)
Jasmine Duffey	2005	Blue Team
		(Colorado Springs, Colo.)

HONORS & AWARDS

GEORGIA TECH HALL OF FAME

KATE BRANDT

Played: 1981-84
Inducted: 1989



TORY EHLE

Played: 1984-87
Inducted: 1990




BONNIE TATE

Played: 1977-79
Inducted: 1991



JAMIE POSEY

Played: 1978-81
Inducted: 1992



LEE ANN WOODHULL

Played: 1980-83
Inducted: 1993



DOLORES BOOTZ

Played: 1985-88
Inducted: 1994



IDA NEAL

Played: 186-89
Inducted: 1995



MARIELLE WALKER

Played: 1985-88
Inducted: 1996



BERNADETTE MCGLADE

Coached: 1982-88
Inducted: 1998



KAREN LOUNSBURY

Played: 1989-92
Inducted: 2006



KISHA FORD

Played: 1994-97
Inducted: 2008




AGNUS BERENATO

Coached: 1988-2003
Inducted: 2021



TYAUNNA MARSHALL

Coached: 2011-14
Inducted: 2024



JIM CULPEPPER

Coached: 1974-80
Inducted: 2025



#PROJACKETS

WNBA DRAFT

PLAYER	YEAR	ROUND (PICK)	TEAM
Kisha Ford	1997	4th (27)	New York Liberty
Sonja Mallory	2003	2nd (24)	New York Liberty
Kasha Terry	2006	2nd (26)	Indiana Fever
Chioma Nnamaka	2008	2nd (21)	San Antonio Silver Stars
Brigitte Ardossi	2010	2nd (21)	Atlanta Dream
Alex Montgomery	2011	1st (10)	New York Liberty
Sasha Goodlett	2012	1st (11)	Indiana Fever
Tyaunna Marshall	2014	2nd (14)	New York Liberty
Lorela Cubaj	2022	2nd (18)	New York Liberty



In 2012, Sasha Goodlett was invited to Bristol, Connecticut for the 2012 WNBA Draft where she became the second Yellow Jacket to be drafted in the first round of the draft.

YELLOW JACKETS IN THE PROS

Player	Organization	Years
Brigitte Ardossi	Atlanta Dream	2010
	COB Calais, France	2010
	Canberra Capitals, Australia	2011-12
Dolores Bootz	Galatasaray, Istanbul, Turkey	1988-89
	Megafesa, Lugo, Spain	1990-91
	Caja Segovia, Segovia, Spain	1991-93
Lorela Cubaj	New York Liberty (WNBA)	2022
	Italy	2022
	Atlanta Dream (WNBA)	2023, 2024
Kisha Ford	New York Liberty (WNBA)	1997-98
	Orlando Miracle (WNBA)	1999
	Miami Sol (WNBA)	2000-01
Sasha Goodlett	Indiana Fever (WNBA)	2012-13
	Chicago Sky (WNBA)	2014-15
Stephanie Higgs	Greece	2007
Jill Ingram	Sweden	2008
Joannah Kauffman	Turkey	1999
Lotta-Maj Lahtinen	Belgium	2022-23
Milli Martinez	Puerto Rico	2002-04
Sonja Mallory	Phoenix Mercury (WNBA)	2003
	Lithuania, Hungary	2003
Daphne Mitchell	Finland	2009-10
Janie Mitchell	Bulgaria	2008
Alex Montgomery	New York Liberty (WNBA)	2011-14
	San Antonio Stars (WNBA)	2015-17
	Chicago Sky (WNBA)	2018
Chioma Nnamaka	Atlanta Dream (WNBA)	2008
	Lithuania	2009
	France	2010
	Poland/Sweden	2011-12
Jasmina Pacariz	Sweden	2008
Francesca Pan	Italy	2020-23
Alex Stewart	Iceland	2004
Digna Strautmene	Australia	2022
Cameron Swartz	Belgium	2023
Kasha Terry	Indiana Fever (WNBA)	2006-08
	Atlanta Dream (WNBA)	2008
Imani Tilford	Australia	2018
Katarina Vuckovic	Germany	2017
Marielle Walker	Switzerland	1988-89
Aimee Weiss	Denmark	1996-2003



Alex Montgomery wrapped up her fifth year in the pros in 2015

Chelsea Regins played right in Atlanta after graduation



RECORDS

Tech Records	82-86
Individual Records	87-88
Opponent Records	88-90
Career Leaders	91-92
Records by Class	93
Annual Leaders	94-95
Year-by-Year Stats	96-97
The Last Time	98
1,000 Point Scorers	99-100
NCAA Tournament Records	101-108

RECORDS

TECH GAME RECORDS

100+ POINT GAMES

124	vs. Winthrop, 12/30/90
124	vs. Presbyterian, 12/2/85
116	vs. Converse, 12/1/84
115	vs. Rider, 11/29/91
114	vs. Chattanooga, 11/30/91
114	vs. Rider, 12/5/90
111	vs. Morris Brown, 2/23/02
111	vs. Fairfield, 12/30/94
111	vs. Hofstra, 12/4/92
110	vs. Appalachian State, 12/18/92
108	vs. Iona, 12/20/87
107	vs. Georgia State, 2/13/95
106	vs. Utah State, 12/15/86
105	vs. Morgan State, 11/16/14
105	vs. Manhattan, 12/30/96
105	vs. Virginia, 1/21/89
104	vs. Portland State, 12/17/13
103	vs. Charleston Southern, 12/7/99
102	vs. Mount St. Mary's, 11/25/00
102	vs. UTEP, 12/20/13
102	vs. Southeastern Louisiana, 11/18/15
101	vs. Mercer, 12/28/10
101	vs. Virginia, 3/2/08
101	vs. Alabama, 12/29/92
101	vs. North Carolina, 1/9/91
101	vs. UAB, 11/27/87
100	vs. Pittsburgh, 12/29/24
100	vs. Lafayette, 12/30/98
100	vs. Coppin State, 1/15/92
100	vs. Tennessee Temple, 1/15/79

LARGEST MARGIN OF VICTORY

85 (116-31)	vs. Converse (12/1/84)
77 (124-47)	vs. Winthrop (12/30/90)
76 (90-14)	vs. Atlanta Christian (1975-76)
71 (82-11)	vs. Tenn State (h) (12/30/10)
71 (111-40)	vs. Morris Brown (2/23/02)
68 (124-56)	vs. Presbyterian (12/2/85)
66 (106-40)	vs. Utah St. (12/15/87)
65 (99-34)	vs. Atlanta Christian (1976-77)
62 (100-38)	vs. Georgia Baptist (1977-78)
60 (97-37)	vs. Louisiana Monroe (12/11/24)
60 (97-37)	vs. Alabama State (11/11/11)
58 (100-42)	vs. Coppin State (h) (1/15/92)
57 (101-44)	vs. Mercer (h) (12/28/10)
57 (95-38)	vs. Lafayette (h) (12/10/94)
57 (114-57)	vs. Chattanooga (h) (11/30/91)

LARGEST MARGIN OF VICTORY (ACC GAMES)

39 (100-61)	vs. Pittsburgh (12/29/24)
37 (85-48)	vs. Boston College (h) (2/19/12)
36 (67-31)	vs. Virginia (h) (1/9/22)
35 (89-54)	vs. Clemson (a) (2/22/09)
33 (76-43)	vs. Virginia Tech (h) (2/29/08)
33 (66-33)	vs. Clemson (h) (12/31/17)
32 (97-65)	vs. Florida State (h) (1/22/96)
31 (91-61)	vs. Virginia (h) (1/10/02)
30 (86-56)	vs. Florida State (h) (2/19/03)
29 (59-30)	vs. Maryland (h) (2/3/96)
29 (77-48)	vs. Pittsburgh (a) (2/6/20)
29 (73-44)	vs. Wake Forest (a) (1/21/21)

LONGEST WINNING STREAK

15	2024-25
13	1976-77 to 1977-78
13	2010-2011
10	2002-03
9	1977-78
8	2009-10
8	2008-09
8	2007-08
8	1995-96
8	1991-92 to 1992-93
8	1986-87

LARGEST MARGIN OF DEFEAT

123 (18-141)	Savannah (1975-76)
94 (13-107)	Berry (1975-76)
83 (22-105)	Albany State (1975-76)
74 (31-105)	Berry (1974-75)
69 (25-94)	Shorter (1974-75)
67 (46-113)	Duke (1/7/99)
61 (28-89)	Auburn (1975-76)
61 (40-101)	Georgia State, (1975-76)
61 (35-96)	Georgia (1974-75)
60 (20-80)	Augusta (1975-76)
60 (33-93)	Albany State (1975-76)

LARGEST MARGIN OF DEFEAT (ACC GAMES)

67 (46-113)	Duke (a) (1/7/99)
59 (38-97)	NC State (a) (1/12/80)
47 (31-78)	North Carolina (a) (1/18/07)
44 (56-100)	Duke (h) (2/27/98)
41 (58-99)	Florida State (h) (1/1/23)
41 (58-99)	North Carolina (h) (1/6/83)
41 (44-85)	Virginia (11/24/79)

LONGEST LOSING STREAK

19	1975-76
12	1979-80 to 1980-81
8	1987-88
8	1979-80
7	1974-75
7	1983-84
7	1984-85
7	2004-05
7	2005-06

MOST POINTS IN A HALF

70 (2nd)	vs. Presbyterian (12/2/85)
66 (2nd)	vs. Converse (12/1/84)
64 (2nd)	vs. North Carolina (1/9/91)
64 (1st)	vs. Winthrop (12/30/90)
63 (2nd)	vs. Rider (11/29/91)
63 (2nd)	vs. Rider (12/5/90)

MOST FG MADE IN A HALF

31 (2nd)	vs. Presbyterian (12/2/85)
31 (2nd)	vs. Converse (12/1/84)
30 (2nd)	vs. North Carolina (1/9/91)
27 (2nd)	vs. Winthrop (1/30/90)
27 (1st)	vs. Presbyterian (12/2/85)

MOST FG ATT. IN A HALF

51 (2nd)	vs. Rider (12/5/90)
51 (2nd)	vs. Presbyterian (12/2/85)
50 (2nd)	vs. Converse (12/1/84)
49 (2nd)	vs. USC Upstate (12/6/07)
49 (2nd)	vs. Notre Dame (2/3/19)
49 (1st)	vs. Hofstra (12/4/92)
49 (1st)	vs. Converse (12/1/84)

HIGHEST FG PERCENTAGE IN A HALF

.824 (14-17) (2nd)	at Clemson (1/30/22)
.742 (23-31) (2nd)	vs. Fairfield (12/30/94)
.727 (24-33) (1st)	vs. UAB (3/18/18)
.700 (21-30) (1st)	vs. Kennesaw State (11/22/11)
.692 (18-26) (2nd)	vs. Rider (11/29/91)
.688 (22-32) (1st)	vs. NC State (3/3/12)
.686 (24-35) (1st)	vs. E. Wash. (11/24/01)
.682 (15-22) (1st)	vs. Clemson (1/26/02)
.682 (15-22) (2nd)	vs. Arizona (1/7/85)

MOST THREES MADE IN A HALF

8 (2nd)	vs. Florida A&M (12/1/24)
8 (2nd)	vs. Georgia (11/17/19)
8 (1st)	vs. Virginia (2/14/14)
8 (1st)	vs. Florida State (1/31/99)
8 (2nd)	vs. NC State (1/28/99)
8 (2nd)	vs. Mercer (11/25/96)
9 (1st)	vs. Appalachian State (12/11/16)
7 (2nd)	vs. Rice (12/18/24)
7 (2nd)	vs. ULM (12/11/24)
7 (1st)	vs. ULM (12/11/24)

7 (2nd)

7 (1st)

7 (1st)

7 (1st)

7 (1st)

7 (1st)

7 (1st)

7 (1st)

7 (1st)

7 (1st)

7 (1st)

7 (1st)

7 (2nd)

7 (2nd)

7 (1st)

6

vs. Mississippi State (12/4/24)

vs. Florida A&M (12/1/24)

vs. South Dakota State (11/23/24)

vs. Georgia (11/17/24)

vs. Pittsburgh (2/12/23)

vs. Boston College (12/9/20)

vs. ETSU (12/15/19)

vs. Alabama (12/18/15)

vs. USC Upstate (12/5/15)

vs. Florida State (2/27/14)

vs. Clemson (1/30/14)

vs. Loyola Chicago (11/14/14)

vs. Alabama State (12/17/14)

vs. Western Carolina (11/10/13)

vs. Boston College (2/9/12)

vs. Maryland (2/19/97)

vs. Several Teams

MOST THREES ATT. IN A HALF

22 (2nd)	vs. Virginia (2/24/19)
21 (2nd)	vs. Mississippi State (12/4/24)
21 (1st)	vs. Alabama State (12/17/14)
20 (1st)	vs. South Dakota State (11/23/24)
20 (1st)	vs. Georgia State (12/3/16)
19 (1st)	at Miami (2/2/25)
19 (2nd)	vs. Pittsburgh (12/29/24)
19 (2nd)	vs. Clemson (2/19/04)
18 (2nd)	vs. ULM (12/11/24)
18 (1st)	vs. Georgia (11/17/24)
18 (1st)	vs. Furman (12/12/21)
18 (2nd)	vs. Duke (1/5/17)
17 (2nd)	at Notre Dame (1/16/25)
17 (1st)	vs. Nebraska (12/21/24)
17 (2nd)	vs. Rice (12/18/24)
17 (1st)	vs. Mississippi State (12/4/24)
17 (1st)	vs. Notre Dame (2/1/24)
17 (2nd)	vs. Notre Dame (2/1/24)
17 (1st)	vs. Western Carolina (11/14/18)
17 (2nd)	vs. Duke (2/1/18)
17 (2nd)	vs. Virginia (1/17/16)
17 (1st)	vs. Loyola Chicago (11/13/15)
17 (1st)	vs. Clemson (2/19/04)
16 (1st)	at Clemson (2/13/25)
16 (2nd)	vs. West Georgia (11/14/24)
16 (2nd)	vs. Boston University (12/21/21)
16 (2nd)	vs. NC State (12/31/20)
16 (2nd)	vs. Notre Dame (2/3/19)
16 (1st)	at Georgia (11/22/15)
16 (2nd)	vs. Virginia (1/14/99)
16 (1st)	vs. Pacific (12/19/89)
16 (1st)	vs. Virginia (1/10/13)
15 (1st)	vs. SMU (2/6/25)
15 (1st)	vs. Pittsburgh (12/29/24)
15 (1st)	at North Carolina (12/15/24)
15 (1st)	vs. ULM (12/11/24)
15 (1st)	vs. Florida A&M (12/1/24)
15 (2nd)	vs. Georgia State (11/8/24)
15 (1st)	vs. Clemson (2/13/22)
15 (1st)	vs. Virginia (1/9/22)
15 (2nd)	vs. Furman (12/12/21)
15 (1st)	vs. Appalachian State (12/11/16)
15 (1st)	vs. Mercer (12/7/16)
15 (2nd)	vs. Wake Forest (3/3/16)
15 (2nd)	vs. Alabama (12/18/15)
15. (2nd)	vs. USC Upstate (12/5/15)
15 (2nd)	vs. Michigan State (12/4/14)
15 (1st)	vs. Morgan State (11/16/14)
15 (1st)	vs. Lipscomb (12/29/14)
15 (1st)	vs. Iowa State (3/22/08)
15 (1st)	vs. Davidson (11/9/07)
15 (2nd)	vs. Mercer (11/25/96)
15 (2nd)	vs. Pacific (12/19/89)

MOST FT MADE IN A HALF

29 (2nd)	vs. Clemson (1/26/02)
26 (2nd)	vs. NC State (1/8/93)
24 (2nd)	vs. Wake Forest (1/4/02)
24 (2nd)	vs. Rider (11/29/91)
23 (2nd)	vs. Dayton (11/25/16)
23 (1st)	vs. Alabama State (11/24/15)
23 (2nd)	vs. North Carolina (2/26/10)
23 (2nd)	vs. North Carolina (1/29/89)

RECORDS

23 (2nd) vs. Virginia (1/21/89)

MOST FT ATT. IN A HALF

42 (2nd) vs. Clemson (1/26/02)
35 (2nd) vs. Coppin State (1/15/92)
34 (2nd) vs. NC State (1/8/93)
33 (2nd) vs. Wake Forest (1/4/02)
32 (2nd) vs. North Carolina (1/29/89)

FEWEST POINTS SCORED IN HALF

12 (1st) vs. Miami (2/20/22)
12 (2nd) vs. Miami (1/30/20)
12 (1st) vs. Maryland (1/30/94)
13 (1st) vs. Notre Dame (2/3/19)
13 (1st) vs. NC State (2/10/05)
13 (1st) vs. Duke (1/8/04)
14 (2nd) at Clemson (2/9/23)
14 (2nd) vs. Houston (11/9/18)
14 (1st) vs. Georgia (12/2/12)
15 (1st) vs. Duke (1/21/11)
15 (2nd) vs. North Carolina (1/18/07)
16 (2nd) at Miami (1/16/22)
16 (1st) vs. Auburn (11/21/21)
16 (1st) vs. 13/13 Rutgers (11/25/11)
16 (1st) vs. NC State (2/28/10)
16 (1st) vs. North Carolina (1/18/07)
16 (2nd) vs. Wake Forest (2/6/05)
16 (1st) vs. Duke (2/7/04)
16 (2nd) vs. Kansas State (11/17/02)
16 (1st) vs. Duke (1/9/00)
17 12 times

FEWEST FG MADE IN A HALF

3 (1st) vs. Miami (2/20/22)
3 (1st) vs. 13/13 Rutgers (11/25/11)
3 (1st) vs. Wake Forest (3/5/10)
3 (2nd) vs. North Carolina (1/18/07)
4 (1st) vs. Duke (1/25/09)
4 (2nd) vs. Kansas State (11/17/02)
4 (2nd) vs. Clemson (2/11/99)
5 (2nd) vs. Boston College (1/19/20)
5 (2nd) vs. Miami (1/30/20)
5 (1st) vs. Notre Dame (2/3/19)
5 (1st) vs. Notre Dame (1/7/18)
5 (2nd) vs. Duke (1/21/11)
5 (2nd) vs. Oklahoma (3/24/09)
5 (1st) vs. Florida State (2/27/05)
5 (1st) vs. Duke (1/9/00)
5 (2nd) vs. Maryland (1/30/94)
5 (1st) vs. Duke (1/31/83)
5 (2nd) vs. Mercer (2/3/82)
5 (2nd) vs. Virginia (1/24/79)

FEWEST FG ATT. IN A HALF

14 (2nd) vs. Duke (1/21/11)
14 (1st) vs. NC State (1/8/93)
16 (2nd) vs. Green Bay (1/26/11)
16 (1st) vs. Duke (2/6/82)
17 (2nd) at Clemson (1/30/22)
17 (2nd) at Syracuse (2/7/16)
17 (1st) vs. Georgia Southern (2/24/81)
18 (2nd) at Florida St. (2/18/21)
18 (1st) vs. Houston (11/9/18)
18 (2nd) at Virginia Tech (2/23/12)
19 (1st) vs. Wake Forest (3/5/10)
19 (1st) vs. Clemson (2/24/05)
19 (1st) vs. NC State (2/10/05)
19 (1st) vs. Duke (2/7/04)
19 (2nd) vs. Wake Forest (1/9/94)
20 26 times

LOWEST FG PERCENTAGE IN A HALF

.130 (3-23) (1st) vs. Miami (2/20/22)
.130 (3-23) (1st) vs. 13/13 Rutgers (11/25/11)
.130 (3-23) (2nd) vs. N. Carolina (1/18/07)
.138 (4-29) (2nd) vs. Kansas St. (11/17/02)
.147 (5-34) (1st) vs. Notre Dame (2/3/19)
.156 (7-45) (1st) vs. Maryland (1/13/05)
.158 (3-19) (1st) vs. Wake Forest (3/5/10)
.167 (4-24) (2nd) vs. Clemson (2/11/99)

.171 (6-35) (2nd) vs. Clemson (2/19/04)
.172 (5-29) (2nd) vs. Oklahoma (3/24/09)
.172 (5-29) (1st) vs. Duke (1/9/00)
.176 (6-34) (2nd) vs. NC State (1/27/13)
.179 (7-39) (1st) vs. Notre Dame (2/1/24)
.182 (4-22) (1st) vs. Duke (1/25/09)
.185 (5-27) (1st) vs. Duke (1/31/83)
.189 (7-37) (2nd) vs. Tulsa (12/12/04)
.189 (7-37) (2nd) vs. Georgia (12/27/01)
.194 (6-31) (2nd) vs. Virginia (2/8/92)

MOST POINTS SCORED

124 vs. Winthrop (12/31/90)
124 vs. Presbyterian (12/2/85)
116 vs. Converse (12/1/84)
115 vs. Rider (11/29/91)
114 vs. UTC (11/30/91)
114 vs. Rider (12/5/90)

MOST COMBINED POINTS SCORED - GAME

204 vs. Virginia (3/2/08)
204 vs. Alabama (12/29/92)
199 vs. Virginia Tech (1/9/25)
197 vs. Valdosta State (12/10/79)
196 vs. Iona (12/20/87)
194 vs. Georgia (12/13/94)
192 Two Times

MOST POINTS IN A LOSS

101 vs. Virginia (3/2/08)
101 vs. Alabama (12/29/92)
94 vs. Virginia Tech (1/9/25)
94 vs. Virginia (2/2/91)
92 vs. Furman (11/25/89)
90 vs. North Carolina (1/31/19)
89 vs. Houston (11/9/18)
87 vs. Maryland (1/15/04)
85 Four Times

MOST POINTS IN OVERTIME

20 vs. Wake Forest (1/31/13)
18 vs. Clemson (1/23/03)
17 vs. Houston (11/9/18)
15 vs. Clemson (2/13/22)
15 vs. Miami (1/27/10)
14 vs. Virginia Tech (1/9/25)
14 vs. NC State (2/2/12)
14 vs. Florida State (1/31/96)
14 vs. Duke (1/29/93)
14 vs. Duke (1/28/89)
14 vs. Richmond (11/26/88)

FEWEST POINTS SCORED

31 vs. North Carolina (1/18/07)
32 vs. Duke (1/21/11)
34 vs. Duke (1/25/09)
38 vs. Notre Dame (1/2/17)
38 vs. NC State (1/12/80)
39 vs. Miami (2/20/22)
40 vs. Rutgers (11/25/11)
40 vs. Duke (1/31/83)
41 vs. Auburn (12/30/97)
41 vs. Clemson (2/11/99)
41 vs. Duke (2/7/04)
41 at Clemson (2/9/23)

FEWEST POINTS ALLOWED

11 vs. Tennessee State (12/30/10)
27 vs. Washington (12/23/10)
27 vs. Winthrop (12/18/08)
28 vs. Georgia State (11/20/19)
28 vs. Savannah State (2/12/08)
30 vs. Maryland (2/5/96)
30 vs. Georgia State (11/19/04)
30 vs. Winthrop (11/13/09)
31 vs. Virginia (1/9/22)
31 vs. Converse (12/1/84)

MOST FIELD GOALS MADE

58 vs. Presbyterian (12/2/85)
55 vs. Converse (12/1/84)
53 vs. Winthrop (12/30/90)
48 vs. Virginia (1/10/02)
48 vs. E. Washington (11/24/01)

MOST FIELD GOALS ATT.

118 vs. UNC-Asheville (1/20/79)
99 vs. Rider (12/5/90)
99 vs. Converse (12/1/84)
97 vs. Hofstra (12/4/92)
96 vs. Presbyterian (12/2/85)

FEWEST FIELD GOALS MADE

11 vs. Clemson (2/11/99)
11 vs. North Carolina (1/18/07)
12 vs. Rutgers (11/25/11)
12 vs. Duke (1/21/11)
13 vs. Notre Dame (1/28/16)
13 vs. Wake Forest (3/5/10)
13 vs. Duke (1/25/09)
13 vs. Duke (1/3/83)
13 vs. Duke (1/31/83)

FEWEST FG ATTEMPTED

40 vs. Clemson (2/1/09)
40 vs. Florida State (2/27/05)
42 at Clemson (1/30/22)
42 at Florida State (2/18/21)
42 vs. Duke (1/21/11)
42 vs. Miami (1/12/09)
42 vs. Clemson (1/26/02)
43 at Syracuse (2/7/16)
43 vs. Arizona (1/7/85)
43 vs. Miami (1/23/05)
44 Five times

HIGHEST FG PERCENTAGE

.638 (44-69) vs. Fairfield (2/30/94)
.635 (40-64) vs. Kennesaw State (11/22/11)
.628 (27-43) vs. Arizona (1/7/85)
.620 (44-71) vs. Mercer (12/28/10)
.617 (37-60) vs. Florida A&M (12/1/24)
.616 (53-86) vs. Winthrop (12/30/90)
.606 (43-71) vs. Chattanooga (11/30/91)
.604 (58-96) vs. Presbyterian (12/2/85)

LOWEST FG PERCENTAGE

.186 (11-59) vs. North Carolina (1/18/07)
.214 (12-56) vs. Rutgers (11/25/11)
.217 (18-83) vs. Notre Dame (2/3/19)
.220 (13-59) vs. Duke (1/31/83)
.224 (13-58) vs. Notre Dame (1/28/16)
.234 (11-47) vs. Clemson (2/11/99)
.236 (13-55) vs. Duke (1/3/83)
.236 (17-51) vs. Duke (3/7/14)
.241 (14-58) vs. Notre Dame (1/2/17)
.243 (17-70) vs. NC State (1/12/80)
.243 (17-70) vs. Clemson (2/19/04)

MOST THREES MADE

15 vs. Florida A&M (12/1/24)
14 vs. ULM (12/11/24)
14 vs. Appalachian State (12/11/16)
13 vs. USC Upstate (12/5/15)
13 vs. Western Carolina (11/10/13)
12 vs. ETSU (12/15/19)
12 vs. Georgia (11/17/19)
12 vs. Alabama (12/18/15)
12 vs. Mercer (11/10/06)
11 at NC State (2/18/24)
11 vs. Furman (12/12/21)
11 vs. Western Carolina (11/14/18)
11 vs. Loyola Chicago (11/14/14)
11 vs. Lipscomb (12/29/14)
11 vs. Mercer (11/26/96)
11 vs. Maryland (1/5/95)
10 19 times

RECORDS

FEWEST THREES MADE

0 55 times

MOST THREES ATTEMPTED

38	vs. Mississippi State (12/4/24)
36	vs. Clemson (2/19/04)
34	at Clemson (2/13/25)
34	vs. Pittsburgh (12/29/24)
34	vs. Notre Dame (2/1/24)
33	vs. Furman (12/12/21)
33	vs. Georgia State (12/3/16)
31	vs. Wake Forest (2/25/24)
31	vs. Virginia (2/24/19)
31	vs. Pacific (12/19/89)
30	vs. Notre Dame (2/3/19)
30	vs. Alabama State (12/17/14)
29	vs. Duke (1/5/17)
29	vs. Alabama (12/18/15)
28	vs. Pittsburgh (2/12/23)
28	vs. NC State (12/31/20)
28	vs. Virginia (1/17/16)
28	vs. USC Upstate (12/5/15)
28	vs. Southeastern Louisiana (11/18/15)
28	vs. Michigan State (12/4/14)
28	vs. Virginia (1/10/13)
28	vs. Iowa State (3/22/08)
27	vs. NC State (2/12/15)
27	vs. Duke (2/1/18)

FEWEST THREES ATTEMPTED

0	vs. Marist (12/19/87)
0	vs. Mercer (2/14/94)
1	vs. Furman (2/17/93)
1	vs. Appalachian St. (1/1/96)
1	vs. Hofstra (12/21/00)

HIGHEST THREE-POINT FG PERCENTAGE

.889 (8-9)	vs. Virginia (1/21/89)
.833 (5-6)	vs. Clemson (3/8/92)
.833 (5-6)	vs. Auburn-Montgom. (2/13/89)
.800 (4-5)	vs. Virginia Tech (2/26/09)
.750 (3-4)	vs. UAB (11/17/05)

LOWEST THREE-POINT FG PERCENTAGE

.000	55 times
0-13	vs. Oklahoma State (11/15/09)
0-11	vs. Georgia (12/27/01)
0-10	vs. North Carolina (2/15/09)
0-9	vs. North Carolina (1/18/07)
0-8	vs. Florida State (2/17/00)
0-8	vs. Georgia (12/15/93)
0-8	vs. Wake Forest (1/10/93)
0-7	Seven Times

MOST FREE THROWS MADE

38	vs. Rider (11/29/91)
36	vs. Clemson (1/26/02)
36	vs. Hawaii (3/28/92)
35	vs. Portland State (12/17/13)
34	vs. Alabama State (11/24/15)
34	vs. NC State (1/8/93)
33	vs. North Carolina (1/28/89)

FEWEST FT MADE

1	at Notre Dame (2/23/23)
1	vs. Texas A&M (12/20/19)
1	vs. Duke (2/5/98)
2	vs. Florida State (2/23/25)
2	at Virginia Tech (2/10/22)
2	vs. Wake Forest (12/19/21)
2	vs. Wake Forest (2/7/21)
2	vs. Mercer (12/7/16)
2	vs. Ohio State (3/21/11)
2	vs. Georgia (12/6/09)
2	vs. Virginia (2/11/87)
2	vs. St. Mary's (12/21/96)
2	vs. Maryland (2/19/97)
3	Seven Times

MOST FT ATTEMPTED

51	vs. Alabama State (11/24/15)
50	vs. Clemson (1/26/02)
50	vs. Rider (11/29/91)
47	vs. Coppin St. (1/13/92)
46	vs. North Carolina (1/28/89)
45	vs. Portland State (12/17/13)
44	Five Times

FEWEST FT ATTEMPTED

1	vs. Texas A&M (12/20/19)
2	at Virginia Tech (2/10/22)
2	vs. Mercer (12/7/16)
2	vs. Maryland (2/19/97)
2	vs. Ohio State (3/21/11)
3	vs. Duke (2/5/98)
4	vs. Florida State (2/23/25)
4	vs. NC State (2/20/25)
4	at Notre Dame (2/23/23)
4	vs. Wake Forest (12/19/21)
5	vs. Clemson (3/5/21)
5	vs. Georgia (12/6/09)
5	vs. St. Mary's (12/21/96)
5	vs. Minnesota (11/30/14)
6	Nine Times

HIGHEST FT PERCENTAGE

1.000 (6-6)	vs. Mississippi State (12/4/24)
1.000 (6-6)	vs. Tulane (12/3/20)
1.000 (14-14)	vs. Virginia (1/25/15)
1.000 (11-11)	at Clemson (2/15/24)
1.000 (11-11)	vs. Virginia (1/13/11)
.952 (20-21)	vs. NC State (2/10/05)
.947 (18-19)	vs. Wake Forest (2/26/98)
.944 (17-18)	at ETSU (11/17/21)
.944 (17-18)	vs. Appalachian St. (11/14/06)
.941 (16-17)	vs. Kennesaw St. (12/6/06)
.938 (15-16)	vs. Clemson (1/7/06)
.933 (14-15)	vs. Samford (12/13/15)
.929 (13-14)	Six Times

LOWEST FT PERCENTAGE

.250 (1-4)	at Notre Dame (2/23/23)
.270 (4-15)	vs. Georgia State (2/9/84)
.286 (2-7)	vs. Virginia (2/11/87)
.300 (3-10)	vs. Virginia (3/7/08)
.304 (7-23)	vs. Boston College (1/12/17)
.333 (2-6)	vs. Wake Forest (2/7/21)
.333 (4-12)	vs. Florida State (3/3/19)
.333 (5-15)	vs. Virginia Tech (1/25/18)
.333 (7-21)	vs. Georgia State (11/21/17)
.333 (6-18)	vs. SIU-Edwardsville (12/19/11)
.333 (4-12)	vs. Southern (12/2/01)
.348 (8-23)	vs. Virginia (1/10/05)

MOST REBOUNDS

99	vs. Bryan (1/21/78)
77	vs. Hofstra (12/4/92)
76	vs. Rider College (12/5/90)
70	vs. Coppin St. (1/15/92)
68	vs. Southeastern Louisiana (11/18/15)
67	vs. USC Upstate (12/6/07)
66	vs. Furman (1/14/80)

HIGHEST REBOUNDING MARGIN

36	vs. St. Francis (Pa.) (12/29/00)
34	vs. Florida Gulf Coast (11/21/09)
33	vs. Wagner (12/19/00)
32	vs. Southeastern Louisiana (11/18/15)
31	vs. USC Upstate (12/7/07)
31	vs. Hofstra (12/4/92)
30	vs. Wofford (12/30/18)
30	vs. Kennesaw State (12/18/09)
30	vs. Morris Brown (2/23/02)
30	vs. Converse (12/1/84)

MOST ASSISTS

33	vs. Virginia (1/10/02)
32	vs. UNC-Wilmington (11/23/90)
31	vs. Chattanooga (11/30/91)

31	vs. Winthrop (12/30/90)
29	vs. Boston College (2/28/91)
29	vs. Presbyterian (12/2/85)

MOST BLOCKED SHOTS

13	vs. Chattanooga (12/2/86)
12	vs. Coppin State (1/15/92)
12	vs. East Tennessee St. (11/24/90)
12	vs. Clemson (1/18/89)
11	vs. Michigan (4/1/17)
11	vs. Wake Forest (1/29/04)

MOST STEALS

27	vs. Miss. Valley State (11/22/08)
27	vs. Georgia State (12/14/93)
27	vs. Marquette (11/18/12)
26	vs. Virginia Tech (2/29/08)
24	vs. Georgia State (11/23/99)
23	Four Times
22	Six Times

MOST TURNOVERS

45	vs. Clemson (1/31/81)
42	vs. Valdosta State (12/10/79)
40	vs. Houston (11/9/18)
39	vs. Virginia (11/24/85)
39	vs. Virginia (2/18/84)
38	vs. Georgia (12/2/83)
38	vs. Valdosta State (11/18/80)

FEWEST TURNOVERS

4	at Duke (2/1/22)
5	at Miami (2/2/25)
5	vs. Boston University (12/21/21)
5	at Central Michigan (11/9/21)
5	vs. Grambling State (11/10/19)
6	vs. Mississippi State (12/4/24)
6	vs. Georgia (11/17/24)
6	vs. NC State (3/6/21)
6	vs. Davidson (12/2/03)
6	vs. Wake Forest (1/19/97)
6	vs. Georgia Southern (1/31/81)
7	Nine Times

MOST FOULS

37	vs. Florida State (1/31/96)
35	vs. Virginia (3/2/08)
34	vs. Maryland (1/20/08)
34	vs. Georgia (11/24/13)
33	vs. Wake Forest (2/21/92)
32	vs. Dayton (11/25/16)
32	vs. Loyola Chicago (11/14/14)
32	vs. American (11/15/98)
32	vs. Furman (1/14/80)
32	vs. Miami (1/17/13)
32	vs. Maryland (1/19/14)

FEWEST FOULS

5	vs. Georgia (12/3/04)
6	at Duke (2/1/22)
6	vs. St. Francis (N.Y.) (12/29/98)
7	vs. Virginia (1/9/22)
7	vs. UConn (12/9/21)
7	vs. Central Arkansas (12/14/14)
7	vs. Boston College (1/17/10)
8	vs. Virginia Tech (3/6/25)
8	vs. ULM (12/11/24)
8	vs. Mercer (12/5/23)
8	vs. Florida State (1/24/21)
8	vs. Rice (12/21/19)
8	vs. Washington State (3/29/17)
8	vs. Maryland (1/18/90)
8	vs. Florida State (1/21/97)
8	vs. Charleston Southern (1/29/02)

RECORDS

TECH IN OVERTIME

DATE	H/A	W/L	RESULT
11/25/78	a	W	GT 69, Vanderbilt 67
1/20/79	h	L	UNC Asheville 102, GT 95 (30T)
1/26/80	a	L	Albany State 89, GT 84
12/16/83	h	L	West Virginia 86, GT 78
2/5/84	a	L	East Carolina 61, GT 61
1/9/85	h	L	Clemson 84, GT 81
2/7/85	a	W	GT 69, Georgia State 68
2/22/86	h	L	North Carolina 92, GT 81
1/6/87	h	W	GT 81, #13 Maryland 80
1/15/88	a	L	Duke 77, GT 71
11/26/88	h	W	GT 84, Richmond 80 (20T)
1/28/89	a	W	GT 97, Duke 94
12/29/92	n	L	Alabama 103, GT 101
1/29/93	a	W	GT 86, Duke 80
1/31/92	a	L	North Carolina 72, GT 68
2/19/93	h	W	GT 92, NC State 89 (20T)
2/24/93	a	W	GT 68, Chattanooga 67
12/1/93	h	L	Minnesota 77, GT 73
1/31/96	a	L	Florida State 90, GT 85 (30T)
12/3/96	a	W	GT 88, Appalachian St. 80
12/24/97	a	W	GT 70, Mercer 65
12/29/97	h	W	GT 69, St. Mary's 60
12/29/99	h	W	GT 95, Western Michigan 89
3/16/00	h	W	GT 76, Southern Miss 71
2/14/02	a	L	Maryland 81, GT 70
1/23/03	h	W	GT 89, Clemson 78
1/29/04	h	L	Wake Forest 57, GT 55
2/26/06	a	L	Miami 90, GT 85 (20T)
1/20/08	a	L	Maryland 99, GT 95 (20T)
3/2/08	a	L	Virginia 103, GT 101 (20T)
1/8/09	h	L	Boston College 65, GT 64
2/26/09	a	W	GT 73, Virginia Tech 68
1/27/10	h	W	GT 80, Miami 73
1/30/11	a	L	#16 Miami 84, GT 74
11/26/11	n	L	Green Bay 67, GT 62
2/2/12	h	W	GT 75, NC State 68
11/23/12	n	L	Syracuse, 75, GT 72
1/31/13	h	W	GT 89, Wake Forest 82
1/30/14	h	L	Clemson 80, GT 79
12/4/14	a	L	Michigan State 79, GT 73
1/18/15	h	L	Pitt 75, GT 72
1/22/17	a	L	Wake Forest 70, GT 65
2/2/17	a	L	Virginia 65, GT 64
2/9/17	h	L	NC State 75, GT 67
4/1/17	n	L	Michigan 89, GT 79
1/9/18	a	L	Houston 95, GT 89 (20T)
1/23/20	h	L	North Carolina 67, GT 60
1/30/20	a	L	Miami 54, GT 49
2/13/20	a	L	Virginia Tech 64, GT 60
11/29/20	h	L	Georgia 75, Georgia Tech 69
3/21/21	n	W	Georgia Tech 54, Stephen F. Austin 52
2/13/22	h	W	Georgia Tech 92, Clemson 84
2/17/22	h	L	Notre Dame 72, Georgia Tech 66
2/24/22	a	L	Florida State 65, Georgia Tech 63
2/12/23	h	L	Pittsburgh 85, Georgia Tech 79 (20T)
2/18/24	a	L	NC State 86, Georgia Tech 85
3/3/24	a	W	Georgia Tech 71, Miami 66
1/9/24	h	L	Virginia Tech 105, Georgia Tech 94 (20T)

TECH SINGLE SEASON RECORDS

MOST POINTS SCORED

2,551	1991-92 (33 games)
2,549	2013-14 (32 games)
2,542	2016-17 (37 games)
2,510	2024-25 (33 games)
2,483	2011-12 (35 games)
2,442	2014-15 (34 games)
2,359	1990-91 (28 games)
2,314	2010-11 (35 games)
2,294	2017-18 (34 games)
2,275	2015-16 (33 games)
2,269	1989-90 (30 games)
2,251	2007-08 (32 games)
2,234	2023-24 (33 games)
2,182	2006-07 (33 games)
2,172	2009-10 (33 games)

FEWEST POINTS SCORED

1,479	1981-82
1,571	2004-05
1,695	1979-80
1,706	2020-21
1,739	1993-94
1,780	1997-98

FEWEST POINTS ALLOWED

1,209	1976-77
1,566	2004-05
1,601	2020-21
1,626	2019-20
1,641	1977-78
1,666	1978-79
1,671	1981-82

HIGHEST SCORING AVERAGE

84.3	1990-91
79.7	2013-14
79.6	1978-79
78.7	1992-93
77.3	1991-92
76.1	2024-25
75.9	1988-89

LOWEST SCORING AVERAGE

58.2	2004-05
59.2	1981-82
60.9	2021-22
60.9	2022-23
61.8	2019-20
63.2	2003-04
63.6	1998-99
64.4	1993-94

MOST FG MADE

964	1991-92
959	2024-25
938	2011-12
936	2013-14
924	2016-17
902	1977-78
893	1990-91
880	2014-15
873	2010-11
854	1989-90
853	2017-18
834	2023-24
828	1992-93

MOST FG ATTEMPTED

2,306	2016-17
2,230	1977-78
2,193	2013-14
2,186	1978-79
2,185	2024-25
2,136	2014-15
2,128	2011-12
2,120	1991-92
2,087	2017-18
2,064	2010-11
2,011	2006-07
2,007	2012-13

FEWEST FG MADE

556	2004-05
577	1981-82
654	2020-21
666	2022-23
671	1982-83
676	2003-04
678	1979-80

FEWEST FG ATTEMPTED

1,439	1981-82
1,541	2004-05
1,546	2020-21
1,612	1982-83

1,618	1996-97
1,646	1997-98

HIGHEST FIELD GOAL PERCENTAGE

.471 (893-1896)	1990-91
.459 (806-1757)	1985-86
.455 (964-2120)	1991-92
.451 (825-1828)	1987-88
.444 (733-1648)	1984-85

LOWEST FIELD GOAL PERCENTAGE

.361	2004-05
.378	2022-23
.382	2012-13
.382	1993-94
.386	1997-98
.388	2018-19
.392	2005-06
.394	1979-80

MOST 3-POINT FG MADE

258	2024-25
202	2014-15
196	2016-17
190	2023-24
188	2015-16
178	2021-22
174	2013-14
165	2018-19
160	2007-08
157	2006-07
152	2010-11
150	2011-12
148	2020-21
140	2019-20
137	2012-13
133	2017-18
131	1999-00

FEWEST 3-POINT FG MADE

4	1986-87
41	1993-94
43	1995-96
64	2000-01
68	2001-02

MOST 3-POINT FG ATTEMPTED

815	2024-25
651	2014-15
646	2023-24
612	2016-17
569	2021-22
559	2015-16
555	2013-14
545	2018-19
503	2007-08
503	2019-20
473	2012-13
472	2006-07
468	2010-11
466	2022-23
465	2020-21
446	2011-12
437	2017-18
417	2008-09

FEWEST 3-POINT FG ATTEMPTED

17	1986-87
166	1995-96
181	1993-94
225	1992-93
249	2001-02

HIGHEST 3-POINT FG PERCENTAGE

.381 (109-286)	1988-89
.369 (125-339)	1998-99
.367 (106-289)	1987-88
.362 (102-282)	1990-91
.361 (119-330)	1996-97

RECORDS

LOWEST 3-POINT FG PERCENTAGE

.227	1993-94
.235	1986-87
.258	2009-10
.259	1995-96
.273	2001-02

MOST FREE THROWS MADE

526	1991-92
519	2009-10
503	2013-14
498	2016-17
480	2014-15
475	2015-16
471	1990-91
469	2008-09
466	2000-01
466	1982-83

FEWEST FREE THROWS MADE

250	2020-21
296	2021-22
313	2019-20
325	1981-82
330	1993-94
334	2024-25
339	2018-19
339	1979-80
341	1987-88
356	2004-05

MOST FREE THROWS ATTEMPTED

808	2016-17
751	2013-14
730	2009-10
725	1991-92
715	1982-83
702	2017-18
697	1999-00
687	2007-08

FEWEST FREE THROWS ATTEMPTED

369	2020-21
446	2024-25
449	2021-22
467	2019-20
479	1981-82
490	1987-88
490	2022-23
495	2018-19
499	2004-05
527	1993-94
534	1985-86

HIGHEST FREE THROW PERCENTAGE

.749 (334-446)	2024-25
.749 (367-490)	2022-23
.743 (475-639)	2015-16
.735 (421-573)	2006-07
.729 (452-620)	1989-90
.729 (480-658)	2014-15
.726 (526-725)	1991-92
.713 (356-499)	2004-05
.711 (519-730)	2009-10

LOWEST FREE THROW PERCENTAGE

.616 (498-808)	2016-17
.619 (357-577)	1983-84
.624 (339-543)	1979-80
.626 (330-527)	1993-94
.636 (443-697)	1999-00
.639 (359-562)	2012-13
.648 (407-628)	2001-02
.648 (455-702)	2017-18

MOST REBOUNDS

1,581	1976-77
1,494	2016-17

1,475	1977-78
1,431	2014-15
1,409	2013-14
1,375	2011-12
1,369	2010-11
1,355	2009-10
1,343	2017-18
1,339	1991-92

HIGHEST REBOUNDING AVERAGE

60.6	1978-79
58.5	1976-77
54.6	1977-78
45.4	1986-87
44.0	2013-14
43.8	1992-93

MOST ASSISTS

579	2024-25
556	2011-12
529	1990-91
521	1989-90
514	1991-92
510	2010-11
502	2023-24
487	2009-10
485	2021-22
467	1987-88

MOST BLOCKED SHOTS

141	2021-22
132	2017-18
131	2018-19
129	2011-12
129	2014-15
125	2016-17
124	1986-87
123	2002-03
117	2013-14
115	1987-88
111	2003-04
110	2005-06

MOST STEALS

456	2007-08
434	2008-09
406	2010-11
389	2011-12
382	2006-07
362	2017-18
351	2009-10
348	1991-92

MOST FOULS

784	2016-17
711	2013-14
651	2017-18
642	2015-16
641	1991-92
630	2012-13
609	2011-12
609	2008-09
591	2000-01
593	2014-15
589	2006-07

FEWEST FOULS

376	2020-21
400	1996-97
424	2021-22
435	2004-05
445	1995-96
454	2019-20
456	2024-25
458	1981-82
468	1998-99

MOST GAMES PLAYED

37	2016-17
----	---------

35	2011-12
35	2010-11
34	2014-15
34	2017-18
33	2024-25
33	2023-24
33	2015-16
33	2009-10
33	2006-07
33	1991-92
32	2021-22
32	2013-14
32	2008-09
32	2007-08
31	2019-20
31	2002-03
31	1999-00

MOST WINS

26	2011-12
24	2010-11
23	2009-10
23	1977-78 (DIII)
22	2024-25
22	2016-17
22	2008-09
22	2007-08
21	2021-22
21	2006-07
20	2019-20
20	2017-18
20	2015-16
20	2013-14
20	2002-03
20	1991-92

FEWEST WINS

2	1975-76
2	1979-80
6	1974-75
8	1980-81
9	1981-82
9	1983-84

MOST LOSSES

24	1975-76
19	1983-84
19	1982-83
19	1980-81
17	2022-23
17	1997-98
17	1989-90

FEWEST LOSSES

4	1977-78
8	1976-77
8	1978-79
9	2020-21
9	2011-12
10	2007-08
10	2008-09
11	2024-25
11	2021-22
11	2019-20
11	2010-11
11	2002-03
11	1992-93

HIGHEST WINNING PERCENTAGE

.852 (23-4)	1977-78 (DIII)
.743 (26-9)	2011-12
.697 (23-10)	2009-10
.688 (22-10)	2008-09
.688 (22-10)	2007-08
.686 (24-11)	2010-11
.667 (22-11)	2024-25
.656 (21-11)	2021-22
.654 (17-9)	2020-21
.645 (20-11)	2019-20
.645 (20-11)	2002-03

RECORDS

INDIVIDUAL GAME RECORDS

MOST POINTS SCORED

43	Marielle Walker vs. Iona (12/20/87)
41	Kisha Ford vs. East Tenn. St (2/9/94)
40	Niesha Butler vs. Florida State (1/2/99)
39	Kara Dunn vs. Georgia State (12/10/23)
37	Tyaunna Marshall vs. Miami (2/24/13)
36	Stephanie Higgs vs. Northwestern (12/18/06)
36	Dolores Bootz vs. Coastal Carolina (2/22/88)
35	6 times

MOST FIELD GOALS MADE

18	Tyaunna Marshall vs. Miami (2/24/13)
17	Marielle Walker vs. Iona (12/20/87)
16	Kisha Ford vs. ETSU (2/9/94)
15	Fallon Stokes vs. Maryland (2/14/02)
15	Dolores Bootz vs. Coastal Car. (2/22/88)
15	Dolores Bootz vs. Maryland (1/3/88)
15	Dolores Bootz vs. Fordham (12/6/87)

MOST FIELD GOALS ATTEMPTED

32	Ida Neal vs. Tennessee (2/15/89)
30	Kaela Davis vs. Pitt (1/18/15)
30	Tyaunna Marshall vs. Miami (2/24/13)
30	Marielle Walker vs. Iona (12/20/87)
30	Jennifer Hendershott vs. UNCA (1/20/79)
29	Kaela Davis vs. Virginia (1/25/15)
28	Kaela Davis vs. LA Tech (12/30/14)
28	Niesha Butler vs. North Carolina (2/27/99)
28	Kisha Ford vs. ETSU (2/9/94)

MOST 3-POINT FIELD GOALS MADE

8	Sydney Wallace vs. Baylor (3/24/12)
8	Danielle Donehew vs. UNC (1/13/00)
8	Danielle Donehew vs. Samford (1/12/79)
7	Rusne Augustinaite vs. Rice (12/18/24)
7	Kara Dunn at NC State (2/18/24)
7	Kaela Davis vs. Alabama A&M (12/7/13)
7	Chioma Nnamaka vs. Virginia Tech (2/29/08)
7	Megan Isom vs. Fordham (12/21/02)
7	Danielle Donehew vs. Monmouth (12/19/99)
7	Danielle Donehew vs. FSU (1/31/99)
7	Danielle Donehew vs. UNC (1/24/99)
7	Danielle Donehew vs. Charleston So. (1/28/97)

MOST 3-POINT FIELD GOALS ATTEMPTED

20	Karen Lounsbury vs. Pacific (12/9/89)
17	Megan Isom vs. Clemson (1/23/03)
16	Alex Montgomery vs. UNC (1/6/10)
16	Danielle Donehew vs. Monmouth (12/19/99)
15	Sydney Wallace at Virginia (2/3/13)
15	Alex Montgomery vs. Miami (1/27/10)
14	Eight Times

HIGHEST 3-POINT FIELD GOAL PERCENTAGE

(Minimum four field goals)

1.000 (4-4)	Chioma Nnamaka vs. FSU (1/6/05)
1.000 (4-4)	Metra Walthour vs. Missouri (1/12/71)
1.000 (4-4)	Alex Montgomery at Wash. (1/23/10)
1.000 (4-4)	Frida Fogdemark vs. BC (2/19/12)

MOST FREE THROWS MADE

17	Milli Martinez vs. Clemson (1/26/02)
17	Joyce Pierce vs. Hawaii (3/28/92)
15	Ida Neal vs. North Carolina (1/29/89)
14	Jaime Kruppa vs. Hofstra (1/27/99)
14	Niesha Butler vs. Florida State (1/2/99)
14	Joyce Pierce vs. Duke (1/29/95)

MOST FREE THROWS ATTEMPTED

20	Niesha Butler vs. North Carolina (12/3/98)
20	Joyce Pierce vs. Clemson (1/26/93)
19	Milli Martinez vs. Clemson (1/26/02)
19	Ida Neal vs. North Carolina (1/29/89)
17	Jaime Kruppa vs. Hofstra (1/27/99)
17	Niesha Butler vs. Florida State (1/2/99)
17	Joyce Pierce vs. Hawaii (3/28/92)
17	LeeAnn Woodhull vs. Valdosta (2/21/81)

BEST FREE THROW PERCENTAGE

1.000 (17-17)	Joyce Pierce vs. Hawaii (3/28/92)
1.000 (11-11)	Aaliyah Whiteside vs. High Point (1/27/15)
1.000 (11-11)	Irene Gari vs. Southeastern Louisiana (1/18/15)
1.000 (11-11)	Stephanie Higgs vs. Clemson (1/7/07)
1.000 (10-10)	Kara Dunn at Clemson (2/15/24)
1.000 (10-10)	Brittany Jackson vs. NC State (1/27/13)
1.000 (10-10)	Brigitte Ardossi vs. UNC (2/26/10)
1.000 (10-10)	Mallorie Winn vs. Maryland (1/18/04)
1.000 (10-10)	Alex Stewart vs. St. John's (12/30/02)
1.000 (10-10)	Betsy Foy vs. NC State (2/1/98)

MOST REBOUNDS

29	Bonnie Tate vs. Georgia Baptist (11/30/76)
23	Dolores Bootz vs. Fordham (12/6/87)
21	Kisha Ford vs. Mercer (1/26/96)
21	LeeAnn Woodhull vs. Wake Forest (2/10/81)
20	Lorela Cubaj at Purdue (12/1/21)
20	Lorela Cubaj at Clemson (1/7/21)
20	Dolores Bootz vs. Auburn-Mont. (12/30/86)

MOST ASSISTS

17	Nina Bärlein vs. Virginia (1/10/02)
16	Anita Malone vs. North Carolina (2/22/86)
15	Tiffany Martin vs. Alaska Anch. (12/20/94)
15	Carmen Davis vs. Maryland (1/18/90)
14	Tonie Morgan vs. Clemson (1/19/25)
14	Tiffany Martin vs. Maryland (1/5/95)

MOST STEALS

14	Jill Ingram vs. Virginia Tech (2/29/08)
11	Jacqua Williams vs. North Carolina (1/5/08)
11	Bonnie Tate vs. Spelman (2/15/77)
10	Dawnn Maye vs. Marquette (1/18/12)
9	Tiffany Martin vs. W. Carolina (12/28/95)
8	10 Times

MOST BLOCKED SHOTS

9	Allison Echols vs. ETSU (11/24/90)
9	Allison Echols vs. Clemson (1/18/89)
8	Dolores Bootz vs. Southern (12/14/87)
7	Dolores Bootz vs. Maryland (1/14/85)
7	Kasha Terry vs. Duke (1/18/04)

30+ POINT GAMES

43	Marielle Walker vs. Iona, 12/20/87
41	Kisha Ford vs. E. Tennessee State, 2/9/94
40	Niesha Butler vs. Florida State, 1/2/99
39	Kara Dunn vs. Georgia State, 12/10/23
37	Tyaunna Marshall vs. Miami, 2/24/13
36	Stephanie Higgs vs. Northwestern, 12/18/06
36	Dolores Bootz vs. Coastal Car., 2/22/88
35	Elizabeth Balogun at North Carolina, 1/31/19
35	Kaela Davis vs. LA Tech, 12/30/14
35	Kisha Ford vs. Manhattan, 12/30/96
35	Carla Munnion vs. Chattanooga, 12/13/95
35	Joyce Pierce vs. Mercer, 2/19/91
35	Ida Neal vs. Tennessee, 2/15/89
34	Fallon Stokes vs. North Carolina, 1/2/03
34	Kenya Williams vs. Davidson, 11/21/98
34	Carla Munnion vs. Manhattan, 12/3/95
34	Karen Lounsbury vs. Chattanooga, 12/31/89
34	Karen Lounsbury vs. Mercer, 1/25/89
34	Karen Lounsbury vs. Maine, 12/18/88
34	Marielle Walker vs. NC State, 1/9/88
33	Kara Dunn vs. Virginia Tech (1/9/25)
33	Kaela Davis vs. Alabama State, 12/17/14
33	Sorja Mallory vs. Miami (Ohio), 11/30/02
33	Sorja Mallory vs. Morris Brown, 2/23/02
33	Kisha Ford vs. Georgia State, 2/13/95
33	Karen Lounsbury vs. Tenn. St., 11/24/89
32	Tyaunna Marshall vs. UNC, 2/6/14
32	Sydney Wallace vs. Baylor, 3/24/12
32	Fallon Stokes vs. Clemson, 2/14/02
32	Kisha Ford vs. Duke, 1/27/97
32	Kisha Ford vs. New Hampshire, 12/2/95
32	Dolores Bootz vs. North Carolina, 1/17/88
32	Dolores Bootz vs. Fordham, 12/6/87
32	LeeAnn Woodhull vs. North Carolina, 3/4/83

32	LeeAnn Woodhull vs. Georgia, 1/16/80
31	Tonie Morgan at Stanford (3/2/25)
31	Kara Dunn at NC State, 2/18/24
31	Aaliyah Whiteside at Clemson, 1/24/16
31	Aaliyah Whiteside at NC State, 1/7/16
31	Kaela Davis vs. Virginia, 1/25/15
31	Kaela Davis vs. Pitt, 1/18/15
31	Kaela Davis vs. Clemson, 1/30/14
31	Kisha Ford vs. Wake Forest, 2/16/97
31	Joyce Pierce vs. Hawaii, 3/28/92
31	Dolores Bootz vs. Iona, 12/20/87
31	Ida Neal vs. Duke, 1/30/87
30	Rusne Augustinaite vs. Florida, 11/29/23
30	Lotta-Maj Lahtinen vs. NC State, 12/31/20
30	Francesca Pan at NC State, 2/16/20
30	Elizabeth Balogun vs. Seton Hall, 12/20/18
30	Tyaunna Marshall vs. Virginia Tech, 1/23/14
30	Chioma Nnamaka vs. Florida State, 1/6/05
30	Stephanie Higgs vs. Samford, 12/21/04
30	Carla Munnion vs. Mercer, 2/22/95
30	Joyce Pierce vs. Clemson, 1/26/93
30	Joyce Pierce vs. Duke, 1/29/93
30	Karen Lounsbury vs. NC State, 2/18/89
30	Ida Neal vs. North Carolina, 1/31/89
30	Karen Lounsbury vs. Virginia, 1/21/89
30	Dolores Bootz vs. Maryland, 1/3/88
30	Hea Ju Moon vs. UAB, 11/27/87
30	Dolores Bootz vs. Marshall, 1/4/86
30	Kristy Sampson vs. Atl. Christian, 2/21/76

20-POINT, 20-REBOUND GAMES

Kisha Ford	21 pts., 21 reb. vs. Mercer (11/26/96)
Dolores Bootz	32 pts., 23 reb. vs. Fordham (12/6/87)
Dolores Bootz	27 pts., 20 reb. vs. Auburn-Mont. (12/30/86)
LeeAnn Woodhull	23 pts., 21 reb. vs. Wake Forest (2/10/81)

TRIPLE-DOUBLES

Tonie Morgan	12 pts, 12 reb, 14 ast. vs. Clemson (1/19/25)
Milli Martinez	12 pts., 10 reb., 10 ast. vs. Morris Brown, 2/23/02
Alex Stewart	11 pts., 10 reb., 11 ast. vs. Charleston So., 1/30/01
Kisha Ford	33 pts., 13 reb., 10 ast. vs. Georgia St., 2/13/95

INDIVIDUAL SEASON RECORDS

MOST POINTS SCORED

652	Kaela Davis (2014-15)
644	Aaliyah Whiteside (2015-16)
609	Tyaunna Marshall (2013-14)
596	Joyce Pierce (1991-92)
594	Kaela Davis (2013-14)
556	Dolores Bootz (1987-88)
549	Kisha Ford (1996-97)
542	Tyaunna Marshall (2012-13)
539	Karen Lounsbury (1988-89)

HIGHEST SCORING AVERAGE

20.6	Dolores Bootz (1987-88)
20.3	Kisha Ford (1995-96)
19.6	Tyaunna Marshall (2013-14)
19.5	Aaliyah Whiteside (2015-16)
19.3	Karen Lounsbury (1988-89)
19.3	Joyce Pierce (1988-89)
19.3	Niesha Butler (1998-99)

MOST FIELD GOALS MADE

244	Tyaunna Marshall (2013-14)
238	Dolores Bootz (1987-88)
235	Kaela Davis (2014-15)
228	Tyaunna Marshall (2012-13)
221	Kisha Ford (1996-97)
218	Joyce Pierce (1991-92)

RECORDS

212	Dolores Bootz (1987-88)
205	Tyaunna Marshall (2011-12)
201	Tyaunna Marshall (2010-11)

MOST FIELD GOALS ATTEMPTED

645	Kaela Davis (2014-15)
513	Tyaunna Marshall (2013-14)
513	Kaela Davis (2013-14)
509	Aaliyah Whiteside (2015-16)
507	Tyaunna Marshall (2012-13)
468	Fallon Stokes (2002-03)
464	Fallon Stokes (2003-04)
460	Tyaunna Marshall (2011-12)

HIGHEST FIELD GOAL PERCENTAGE

.610 (180-295)	Dolores Bootz (1985-86)
.609 (238-391)	Dolores Bootz (1987-88)
.605 (101-167)	LeeAnn Woodhull (1980-81)
.596 (130-218)	Roddreka Rogers (2014-15)
.585 (100-171)	Dolores Bootz (1984-85)
.559 (95-170)	Nerea Hermosa (2020-21)
.568 (166-292)	Kenya Williams (1998-99)

MOST THREE-POINT FIELD GOALS MADE

86	Danielle Donehew (1998-99)
85	Kaela Davis (2013-14)
81	Chioma Nnamaka (2006-07)
79	Francesca Pan (2017-18)
74	Alex Montgomery (2010-11)
73	Danielle Donehew (1999-00)
72	Alex Montgomery (2008-09)

MOST 3-POINT FIELD GOALS ATTEMPTED

246	Kaela Davis (2013-14)
242	Francesca Pan (2017-18)
235	Kaela Davis (2014-15)
223	Chioma Nnamaka (2006-07)
217	Danielle Donehew (1999-00)
210	Danielle Donehew (1998-99)
209	Alex Montgomery (2010-11)

HIGHEST 3-POINT FIELD GOAL PERCENTAGE

.460 (23-50)	Devorny Caldwell (1991-92)
.433 (13-30)	Sheila Wagner (1989-90)
.432 (48-111)	Danielle Donehew (1996-97)
.417 (10-24)	Tianna Thompson (2024-25)
.412 (14-34)	Stephanie Higgs (2003-04)
.404 (23-57)	Eyila Love (2021-22)
.401 (71-177)	Karen Lounsbury (1988-89)
.401 (86-210)	Danielle Donehew (1998-99)

MOST FREE THROWS MADE

216	Aaliyah Whiteside (2015-16)
155	Joyce Pierce (1991-92)
146	Stephanie Higgs (2006-07)
145	Ida Neal (1988-89)
139	Aaliyah Whiteside (2014-15)
138	Joyce Pierce (1992-93)
137	Joyce Pierce (1990-91)

MOST FREE THROWS ATTEMPTED

253	Aaliyah Whiteside (2015-16)
196	Sonja Mallory (2002-03)
191	Joyce Pierce (1991-92)
191	Niesha Butler (1998-99)
190	Ida Neal (1988-89)
187	Tonie Morgan (2023-24)
183	Stephanie Higgs (2006-07)

BEST FREE THROW PERCENTAGE

.886 (31-35)	Chazadi Wright (2024-25)
.864 (76-88)	Betsy Foy (1997-98)
.858 (91-106)	Karen Lounsbury (1989-90)
.854 (216-253)	Aaliyah Whiteside (2015-16)
.851 (103-121)	Alex Stewart (2002-03)
.841 (138-164)	Joyce Pierce (1992-93)
.836 (56-67)	Janie Mitchell (2005-06)

MOST REBOUNDS

420	Bonnie Tate (1976-77)
356	Lorela Cubaj (2021-22)
335	Roddreka Rogers (2014-15)
333	Bonnie Tate (1977-78)
310	Dolores Bootz (1986-87)
300	Lorela Cubaj (2020-21)
300	Alex Montgomery (2010-11)
298	Joyce Pierce (1991-92)

HIGHEST REBOUNDING AVERAGE

16.2	Bonnie Tate (1976-77)
13.9	Bonnie Tate (1977-78)
11.6	Dolores Bootz (1985-86)
11.5	Lorela Cubaj (2020-21)
11.5	Dolores Bootz (1985-86)
11.4	Bonnie Tate (1978-79)

MOST ASSISTS

220	Tiffany Martin (1995)
199	Ida Neal (1988-89)
184	Tonie Morgan (2024-25)
173	Carmen Davis (1989-90)
172	Alex Stewart (2002-03)
170	Tonie Morgan (2023-24)
165	Alex Stewart (2003-04)

HIGHEST ASSIST AVERAGE

7.9	Nina Bärin (2001-02)
7.3	Tiffany Martin (1994-95)
7.1	Ida Neal (1988-89)
5.8	Carmen Davis (1989-90)
5.7	Alex Stewart (2003-04)

MOST STEALS

118	Jacqua Williams (2007-08)
109	Jacqua Williams (2008-09)
101	Jill Ingram (2007-08)
95	Jacqua Williams (2006-07)
92	Kisha Ford (1993-94)
92	Imani Tilford (2016-17)

MOST BLOCKED SHOTS

80	Dolores Bootz (1987-88)
70	Kasha Terry (2003-04)
68	Dolores Bootz (1985-86)
65	Joannah Kauffman (1997-98)
58	Sonja Mallory (2001-02)

MOST GAMES PLAYED

37	Six players (2016-17)
35	Four players (2011-12)
35	Four players (2010-11)
34	Seven players (2010-11, 2014-15)
34	Five players (2017-18)
33	Two players (2024-25)
33	Two players (2023-24)
33	Four players (2015-16)
33	Five players (2006-07)
33	Six players (1991-92)

MOST DOUBLE-DOUBLES

17	Dolores Bootz (1986-87)
17	Dolores Bootz (1985-86)
14	Joyce Pierce (1991-92)
14	Lorela Cubaj (2020-21)
12	Lorela Cubaj (2021-22)
12	Roddreka Rogers (2014-15)
12	Dolores Bootz (1987-88)
12	LeeAnn Woodhull (1979-80)
12	Joyce Pierce (1990-91)
12	Alex Montgomery (2010-11)

OPPONENT GAME RECORDS

MOST POINTS IN A HALF

65	by Valdosta State (12/10/79)
60	by Georgia (12/13/94)

58	by Florida State (2/5/01)
58	by Maryland (2/6/89)
58	by Tennessee (2/2/87)
)	

MOST FIELD GOALS MADE IN A HALF

29	by Valdosta State (12/10/79)
26	by Clemson (2/11/85)
24	by NC State (1/28/99)
24	by Duke (2/27/98)
24	by Georgia (12/13/94)
24	by Maryland (3/5/88)

MOST FIELD GOALS ATTEMPTED IN A HALF

62	by Richmond (11/26/88)
54	by UAB (11/27/87)
54	by NC State (2/13/84)
53	by Albany State (1/28/81)
53	by Valdosta State (12/10/79)

HIGHEST FIELD GOAL PERCENTAGE IN A HALF

.778 (17-22)	by Vanderbilt (1/9/82)
.762 (16-21)	by North Carolina (12/22/05)
.758 (22-29)	by Maryland (12/15/82)
.731 (19-26)	by Clemson (2/22/98)
.731 (19-26)	by Duke (1/27/97)

MOST 3-POINT FIELD GOALS MADE IN A HALF

9	by North Carolina (2/16/17)
9	by North Carolina (1/31/19)
8	by Duke (1/27/97)
8	by Duke (1/27/05)
8	by NC State (1/26/14)
8	by Princeton (11/19/17)
7	by Boston College (1/3/19)
7	by Green Bay (11/28/14)
7	by Villanova (11/29/14)
7	by Villanova (11/29/14)
7	by Miami (2/21/10)
7	by Iowa State (3/22/08)
7	by Miami (1/13/08)
7	by Charleston Southern (1/30/01)
7	by Virginia (1/30/98)
7	by Duke (2/7/04)
7	by North Carolina (1/13/13)

MOST 3-POINT FIELD GOALS ATTEMPTED IN A HALF

23	by Syracuse (1/15/17)
23	by Villanova (11/29/14)
22	by Syracuse (1/20/19)
20	by Virginia Tech (2/17/19)
20	by Syracuse (1/20/19)
19	by Villanova (11/29/14)
19	by Virginia (1/21/89)
18	by Syracuse (1/15/17)
18	by UAB (11/27/87)
18	by Lipscomb (12/29/14)
18	by Syracuse (2/8/15)
17	by George Washington (11/22/18)
17	by North Carolina (1/31/19)
17	by Princeton (12/29/16)
17	by St. Francis Brooklyn (12/20/14)
17	by Alabama State (11/11/11)
17	by Charlotte (11/15/02)
17	by Charleston Southern (11/28/97)
17	by Alabama (12/29/92)
17	by Washington (12/21/12)

MOST FREE THROWS MADE IN A HALF

28	by Duke (1/26/91)
27	by Dayton (12/21/18)
23	by Maryland (1/26/06)
23	by Georgia (12/27/01)
22	by Tennessee (2/2/87)
22	by Syracuse (1/4/18)
21	by Davidson (12/3/97)
21	by Georgia (12/15/93)
21	by FIU (12/30/12)

RECORDS

MOST FREE THROWS ATTEMPTED IN A HALF

36	by Duke (1/26/91)
33	by Dayton (12/21/18)
30	by Maryland (1/26/06)
28	by Georgia State (1/12/3/99)
28	by Georgia (12/15/93)
28	by Campbell (12/20/90)

MOST POINTS SCORED

113	by Georgia (12/13/94)
113	by Valdosta State (12/10/79)
111	by Morris Brown (1/23/93)
107	by Virginia (1/23/93)
106	by Maryland (2/6/89)

MOST FIELD GOALS MADE

47	by Valdosta State (12/10/79)
46	by Maryland (3/5/88)
46	by North Carolina (1/6/83)
45	by Maryland (2/6/89)
43	by Georgia (12/13/94)
43	by NC State (2/7/86)

MOST FIELD GOALS ATTEMPTED

98	by Richmond (11/26/88)
96	by Valdosta State (12/10/79)
95	by Albany State (1/3/80)
94	by Albany State (1/14/81)
93	by Virginia (11/24/85)

HIGHEST FIELD GOAL PERCENTAGE

.660 (33-50)	by Duke (1/27/97)
.638 (37-58)	by Miami (3/2/17)
.638 (37-58)	by Miami (3/2/17)
.636 (42-66)	by Virginia (1/23/93)
.630 (46-73)	by Maryland (3/5/88)
.626 (42-67)	by Maryland (12/15/82)
.626 (42-67)	by NC State (2/8/80)

MOST 3-POINT FIELD GOALS MADE

14	by North Carolina (1/31/19)
14	by North Carolina (2/16/17)
14	by Villanova (11/29/14)
13	by Duke (1/14/24)
13	by Florida State (1/1/23)
13	by Duke (1/17/05)
12	vs. Virginia Tech (1/9/25)
12	by Louisville (2/22/24)
12	by NC State (2/12/15)
12	by Princeton (12/21/03)
12	by Alabama (12/29/92)
11	by Notre Dame (12/30/15)
11	by Pitt (1/18/15)
11	by Virginia (2/11/02)
11	by Charleston Southern (1/30/01)
11	by Charleston Southern (11/28/97)

MOST 3-POINT FIELD GOALS ATTEMPTED

42	by Syracuse (1/20/19)
42	by Villanova (11/29/14)
41	by Syracuse (1/15/17)
39	by Houston (11/9/18)
34	by Belmont (11/27/22)
33	by Lipscomb (12/29/14)
32	by Alabama State (11/13/16)
32	by Syracuse (2/7/16)
32	by Charleston Southern (11/28/97)
32	by Washington (12/21/12)
31	by Elon (11/26/99)
30	by Green Bay (11/26/11)
30	by Charlotte (11/15/02)
30	by Southern Mississippi (3/16/00)
30	by Chattanooga (12/16/98)

HIGHEST 3-POINT FIELD GOAL PERCENTAGE

.875 (7-8)	by Fordham (12/6/87)
.833 (10-12)	by Florida State (12/5/01)
.800 (4-5)	by Florida State (1/18/93)
.800 (4-5)	by Wake Forest (1/8/89)
.714 (10-14)	by Duke (1/7/99)

.714 (5-7) by Florida State (1/31/96)

MOST FREE THROWS MADE

36	by Maryland (1/20/08)
36	by Duke (1/26/91)
35	by Virginia (3/2/08)
35	by Maryland (1/19/14)
33	by Dayton (12/21/18)
33	by Florida State (1/31/96)
33	by Maryland (1/26/06)

MOST FREE THROWS ATTEMPTED

51	by Florida State (1/31/96)
46	by Virginia (3/2/08)
46	by Duke (1/26/91)
44	by Maryland (1/20/08)
44	by Georgia (12/27/01)

HIGHEST FREE THROW PERCENTAGE

1.000 (19-19)	by NC State (1/3/85)
1.000 (13-13)	vs. Pittsburgh (12/29/24)
1.000 (11-11)	by Duke (2/18/95)
1.000 (10-10)	by Elon (11/26/99)
1.000 (9-9)	by Florida State (12/29/23)
1.000 (8-8)	by Boston College (1/21/24)
1.000 (8-8)	by Florida State (1/13/22)
1.000 (8-8)	by Pittsburgh (2/19/17)
1.000 (8-8)	by Boston College (1/25/07)
1.000 (8-8)	by Pittsburgh (2/19/17)
1.000 (6-6)	vs. Duke (1/26/25)
1.000 (6-6)	by NC State (2/7/22)
1.000 (6-6)	by South Carolina (3/28/21)
1.000 (6-6)	by Rice (12/21/19)
1.000 (6-6)	by Virginia Tech (3/22/03)

MOST REBOUNDS

67	by Richmond (11/26/88)
67	by Georgia (11/25/80)
65	by Tennessee (11/17/13)
63	by Albany State (1/14/81)
62	by Valdosta State (12/10/79)

MOST ASSISTS

33	by Virginia (1/10/01)
33	by NC State (2/7/86)
32	by NC State (1/4/91)
32	by NC State (1/7/89)
31	by Virginia (1/23/91)

MOST BLOCKED SHOTS

15	by Tulsa (12/12/04)
15	by Virginia (1/20/96)
14	by Virginia (1/14/99)
13	by Duke (1/17/05)
13	by Duke (3/7/14)
13	by Virginia (1/28/18)
12	by Pittsburgh (1/7/24)
12	by North Carolina (1/13/13)
12	by North Carolina (3/5/15)
11	by Alabama State (12/17/14)
11	by Pitt (1/18/15)
11	by Duke (2/26/15)

MOST STEALS

29	by Mercer (1/7/80)
26	by Valdosta State (12/10/79)
25	by Georgia (12/4/82)
25	by Clemson (1/31/80)
25	by Syracuse (2/7/16)
22	by North Carolina (2/27/85)
22	by Virginia (2/16/85)

MOST TURNOVERS

43	by East Tennessee State (2/9/94)
42	by Georgia State (12/14/93)
40	by Utah State (12/15/86)
39	by Kennesaw State (11/19/08)
39	by Covenant (12/1/81)
37	by Virginia Tech (2/29/08)
37	by Furman (1/14/80)

37 by Marquette (11/18/12)

OPPONENT 100+ POINT GAMES

113	by Georgia (12/13/94)
113	by Valdosta State (12/10/79)
107	by Virginia (1/23/93)
106	by Maryland (2/6/89)
105	by Virginia Tech (1/9/25)
103	by Virginia (3/2/08)
103	by Alabama (12/29/92)
103	by Clemson (1/31/80)
102	by Maryland (3/5/88)
100	by Duke (2/27/98)
100	by NC State (1/7/89)
100	by Tennessee (2/2/87)
100	by Georgia (11/29/84)

OPPONENT SEASON RECORDS

MOST POINTS SCORED

2,429	2016-17 (37 games)
2,297	1991-92 (33 games)
2,295	2013-14 (32 games)
2,276	2014-15 (34 games)
2,267	1989-90 (30 games)
2,221	1988-89 (28 games)
2,210	2023-24 (33 games)
2,152	1990-91 (28 games)

MOST FIELD GOALS MADE

870	1982-83
866	1988-89
865	2016-17
864	1987-88
860	1985-86
854	1991-92

MOST FIELD GOALS ATTEMPTED

2,198	2016-17
2,062	1991-92
2,061	2015-14
2,027	2023-24
2,018	1988-89
2,001	2024-25
1,998	2011-12
1,969	1982-83
1,963	2013-14

HIGHEST FIELD GOAL PERCENTAGE

.460 (860-1869)	1985-86
.456 (852-1870)	1979-80
.452 (853-1889)	1989-90
.448 (705-1575)	1981-82
.442 (870-1969)	1982-83

MOST THREE-POINTERS MADE

222	2014-15
209	2016-17
190	2023-24
186	2018-19
171	2024-25
169	2015-16
154	2010-11
153	2002-03
151	2003-04
151	2017-18
149	2000-01
148	2021-22
144	2009-10
144	2001-02

MOST THREE-POINTERS ATTEMPTED

684	2016-17
664	2014-15
623	2018-19
613	2023-24
578	2024-25
575	2015-16

RECORDS

508	2010-11	334	1984-85
507	2009-10	300	1988-89
504	2021-22	297	1997-98
501	2017-18	292	2012-13
499	1999-00	290	2010-11
491	2022-23	287	2011-12
489	2011-12	287	1991-92
487	2013-14		
469	2006-07		
458	2007-08		

HIGHEST 3-POINT FIELD GOAL PERCENTAGE

.405 (62-153)	1987-88
.380 (82-216)	1989-90
.368 (153-416)	2002-02
.353 (149-422)	2000-01
.347 (151-435)	2003-04

MOST FREE THROWS MADE

548	2013-14
492	1991-92
490	2016-17
479	1989-90
450	2012-13
448	1990-91

MOST FREE THROWS ATTEMPTED

801	2013-14
731	1991-92
710	1989-90
701	2012-13
690	1990-91

HIGHEST FREE THROW PERCENTAGE

.737 (278-377)	2024-25
.713 (490-687)	2016-17
.706 (308-436)	2004-05
.704 (388-551)	2014-15
.708 (242-342)	2020-21
.697 (397-570)	1983-84
.692 (408-590)	2006-07
.691 (328-475)	2022-23
.691 (381-551)	2007-08
.690 (407-590)	2008-09
.689 (430-629)	2005-06

MOST REBOUNDS

1,345	2016-17
1,304	1980-81
1,304	1988-89
1,289	1991-92
1,257	1989-90
1,255	2013-14
1,240	2011-12

MOST ASSISTS

521	1989-90
494	1988-89
483	2014-15
477	1991-92
475	1987-88
474	1999-00

MOST BLOCKED SHOTS

178	2016-17
152	2017-18
147	2012-13
146	2010-11
135	2011-12
133	2006-07
133	2014-15
123	2008-09
119	2009-10
118	2023-24
112	2015-16
109	1983-84

MOST STEALS

387	1979-80
-----	---------

RECORDS

CAREER LEADERS

POINTS

1.	Tyaunna Marshall (2011-14)	2,129
2.	Kisha Ford (1994-97)	1,955
3.	Karen Lounsbury (1989-92)	1,743
4.	Dolores Bootz (1985-88)	1,723
5.	Carla Munnion (1995-98)	1,671
6.	Francesca Pan (2017-20)	1,638
7.	Chioma Nnamaka (2005-08)	1,593
8.	Aaliyah Whiteside (2012-16)	1,580
9.	Alex Montgomery (2008-11)	1,565
10.	Joyce Pierce (1991-93)	1,557
11.	Janie Mitchell (2005-08)	1,422
	Kate Brandt (1981-84)	1,422

SCORING AVERAGE

1.	Dolores Bootz (1985-88)	18.9
	Kaela Davis (2014-15)	18.9
2.	Joyce Pierce (1991-93)	18.8
3.	Kisha Ford (1994-97)	17.9
4.	Niesha Butler (1999-02)	16.3
	Tyaunna Marshall (2011-14)	16.3
6.	Carla Munnion (1995-98)	14.9
7.	Karen Lounsbury (1989-92)	14.6
	Elizabeth Balogun (2018-19)	14.6
9.	Bonnie Tate (1977-79)	14.5
10.	LeeAnn Woodhull (1980-83)	13.6
11.	Chioma Nnamaka (2005-08)	13.3
	Kate Brandt (1981-84)	13.3

FIELD GOALS MADE

1.	Tyaunna Marshall (2011-14)	878
2.	Kisha Ford (1994-97)	780
3.	Dolores Bootz (1985-88)	730
4.	Karen Lounsbury (1989-92)	609
5.	Carla Munnion (1995-98)	601
6.	Kate Brandt (1981-84)	575
7.	Francesca Pan (2017-20)	568
8.	Janie Mitchell (2005-08)	560
9.	Chioma Nnamaka (2005-08)	558
10.	Joyce Pierce (1991-93)	553
11.	Alex Montgomery (2008-11)	551

FIELD GOALS ATTEMPTED

1.	Tyaunna Marshall (2011-14)	1,902
2.	Kisha Ford (1994-97)	1,740
3.	Francesca Pan (2017-20)	1,618
4.	Carla Munnion (1995-98)	1,451
5.	Karen Lounsbury (1989-92)	1,438
6.	Chioma Nnamaka (2005-08)	1,422
7.	Alex Montgomery (2008-11)	1,395
8.	Kate Brandt (1981-84)	1,303
9.	Lorela Cubaj (2017-22)	1,297
10.	Janie Mitchell (2005-08)	1,290
11.	Fallon Stokes (2001-04)	1,275
12.	Aaliyah Whiteside (2012-16)	1,262
13.	Stephanie Higgs (2004-07)	1,245

FIELD GOAL PERCENTAGE

<i>(Minimum 100 made)</i>		
1.	Dolores Bootz (1985-88)	.593 (730-1232)
2.	Kenya Williams (1996-99)	.568 (420-739)
3.	Roddreka Rogers (2012-16)	.562 (381-678)
4.	LeeAnn Woodhull (1980-83)	.527 (471-894)
5.	Chelsea Regins (2009-12)	.522 (186-356)
6.	Aimee Weiss (1990-93)	.520 (474-912)
7.	Nerea Hermosa (2019-23)	.519 (395-761)
8.	Theresa Gernatt (1988-91)	.514 (273-515)
9.	Elizabeth Dixon (2018-19)	.512 (130-254)
10.	Joyce Pierce (1991-93)	.500 (553-1107)
11.	Zaire O'Neil (2014-18)	.497 (524-1055)
12.	Mandy Miller (1987-88)	.489 (108-221)
13.	Brigitte Ardossi (2007-10)	.483 (360-746)

FREE THROWS MADE

1.	Aaliyah Whiteside (2012-16)	502
2.	Joyce Pierce (1991-93)	430
3.	LeeAnn Woodhull (1980-83)	360
4.	Tyaunna Marshall (2011-14)	353

5.	Kisha Ford (1993-97)	359
6.	Stephanie Higgs (2004-07)	345
7.	Ida Neal (1986-89)	340
8.	Karen Lounsbury (1989-92)	320
9.	Carla Munnion (1995-98)	300
10.	Jaime Kruppa (1997-01)	289

FREE THROWS ATTEMPTED

1.	Aaliyah Whiteside (2012-16)	616
2.	Tyaunna Marshall (2011-14)	572
3.	LeeAnn Woodhull (1980-83)	550
4.	Joyce Pierce (1991-93)	537
5.	Kisha Ford (1993-97)	522
6.	Sonja Mallory (2000-03)	483
7.	Zaire O'Neil (2014-18)	478
8.	Ida Neal (1986-89)	475
9.	Stephanie Higgs (2004-07)	460
10.	Sasha Goodlett (2009-12)	425
11.	Jaime Kruppa (1997-2001)	420
12.	Tonie Morgan (2022-25)	409
13.	Fallon Stokes (2001-04)	403

FREE THROW PERCENTAGE

<i>(Minimum 100 made)</i>		
1.	Selena Baldwin (1990-93)	.820 (146-178)
2.	Aaliyah Whiteside (2012-16)	.815 (502-616)
3.	Karen Lounsbury (1989-92)	.814 (320-393)
4.	Joyce Pierce (1991-93)	.801 (430-537)
5.	Kara Dunn (2022-25)	.782 (226-289)
6.	Kaela Davis (2014-15)	.781 (235-301)
7.	Alex Stewart (2000-04)	.777 (269-346)
8.	Brigitte Ardossi (2007-10)	.776 (281-362)
9.	Devony Caldwell (1990-93)	.775 (238-307)
10.	Alex Montgomery (2008-11)	.774 (226-292)
11.	Kim Crawford (1983-86)	.766 (134-175)

THREE-POINT FIELD GOALS MADE

1.	Chioma Nnamaka (2005-08)	269
2.	Francesca Pan (2017-20)	245
3.	Danielle Donehew (1997-00)	241
4.	Alex Montgomery (2008-11)	237
5.	Karen Lounsbury (1989-92)	205
6.	Antonia Peresson (2014-18)	203
7.	Carla Munnion (1995-98)	169
8.	Sydney Wallace (2012-15)	167
9.	Kaela Davis (2014-15)	153
10.	Megan Isom (2002-04)	135
11.	Lotta-Maj Lahtinen (2018-22)	131
12.	Metra Walthour (2009-12)	125

THREE-POINT FIELD GOALS ATTEMPTED

1.	Francesca Pan (2017-20)	812
2.	Chioma Nnamaka (2005-08)	733
3.	Alex Montgomery (2008-11)	686
4.	Danielle Donehew (1997-00)	659
5.	Antonia Peresson (2014-18)	611
6.	Karen Lounsbury (1989-92)	550
7.	Carla Munnion (1995-98)	540
8.	Sydney Wallace (2012-15)	485
9.	Kaela Davis (2014-15)	481
10.	Lotta-Maj Lahtinen (2018-22)	423
11.	Megan Isom (2002-04)	420
12.	Metra Walthour (2009-12)	392
	Katarina Vuckovic (2013-17)	392

THREE-POINT PERCENTAGE

<i>(Minimum 50 attempts)</i>		
1.	Marielle Walker (1985-88)	.458 (49-107)
2.	Devony Caldwell (1990-93)	.397 (69-174)
3.	Ida Neal (1986-89)	.393 (33-84)
4.	Karen Lounsbury (1989-92)	.373 (205-550)
5.	Irene Gari (2015-16)	.371 (26-70)
6.	Chioma Nnamaka (2005-08)	.367 (269-733)
7.	Selena Baldwin (1990-93)	.367 (101-275)
8.	Danielle Donehew (1997-00)	.366 (241-659)
9.	Eylia Love (2020-23)	.365 (27-74)
10.	Digna Strautmane (2021-22)	.359 (46-128)
11.	Loyal McQueen (2020-pres.)	.357 (41-115)
12.	Alex Montgomery (2008-11)	.345 (237-686)
13.	Sydney Wallace (2012-15)	.344 (167-485)

REBOUNDS

1.	Lorela Cubaj (2017-22)	1,265
1.	Bonnie Tate (1977-79)	1,039
2.	Dolores Bootz (1985-88)	978
3.	Roddreka Rogers (2012-16)	963
5.	Kisha Ford (1994-97)	871
6.	Tyaunna Marshall (2011-14)	850
7.	Alex Montgomery (2008-11)	837
8.	Cindy Cochran (1982-85)	804
9.	Regina Tate (1998-2002)	801
	LeeAnn Woodhull (1980-83)	801
11.	Joyce Pierce (1991-93)	764
12.	Sasha Goodlett (2009-12)	760

REBOUNDING AVERAGE

1.	Bonnie Tate (1977-79)	13.9
2.	Dolores Bootz (1985-88)	10.7
3.	Joyce Pierce (1991-93)	9.2
4.	LeeAnn Woodhull (1980-83)	8.3
	Lorela Cubaj (2017-22)	8.3
6.	Kisha Ford (1994-97)	8.0
7.	Melinda Ryan (1978-80)	7.6
	Cindy Cochran (1982-85)	7.6
9.	Roddreka Rogers (2012-16)	7.5
10.	Teresa Lopez (1979-81)	7.4
11.	Jan Chandler (1974-76)	7.2

ASSISTS

1.	Tiffany Martin (1994-97)	559
2.	Ida Neal (1986-89)	508
3.	Alex Stewart (2000-04)	505
4.	Tonie Morgan (2022-25)	468
5.	Dawnn Maye (2011-14)	412
6.	Tory Ehle (1984-87)	402
7.	Lorela Cubaj (2017-22)	395
8.	Metra Walthour (2009-12)	389
9.	Lotta-Maj Lahtinen (2018-22)	367
10.	Carmen Davis (1990-92)	357
11.	Jill Ingram (2005-08)	345
12.	Kisha Ford (1994-97)	335
13.	Nina Bäriln (2000-03)	331

HIGHEST ASSIST AVERAGE

1.	Tiffany Martin (1994-97)	5.3
2.	Tonie Morgan (2022-25)	4.9
3.	Ida Neal (1986-89)	4.7
4.	Nina Bäriln (1999-03)	4.4
	Carmen Davis (1990-92)	4.4
6.	Alex Stewart (2000-04)	4.2
7.	Tory Ehle (1984-87)	3.7
8.	Anita Malone (1982-86)	3.6
9.	Dawnn Maye (2011-14)	3.3
	Niesha Butler (1998-02)	3.3
11.	Kisha Ford (1994-97)	3.1
	Lotta-Maj Lahtinen (2018-22)	3.1

STEALS

<i>(Since 1979)</i>		
1.	Jacqua Williams (2006-09)	370
2.	Tyaunna Marshall (2011-14)	282
3.	Kisha Ford (1994-97)	278
	Tiffany Martin (1994-97)	278
5.	Jill Ingram (2005-08)	272
6.	Imani Tilford (2014-18)	267
7.	Dawnn Maye (2011-14)	250
8.	Alex Montgomery (2008-11)	226
9.	Kate Brandt (1981-84)	215
10.	Metra Walthour (2009-12)	211
11.	Lorela Cubaj (2017-22)	204
12.	Aimee Weiss (1990-93)	200

BLOCKED SHOTS

<i>(Since 1979)</i>		
1.	Dolores Bootz (1985-88)	245
2.	Kasha Terry (2003-06)	195
3.	Sonja Mallory (2000-03)	173
4.	Joannah Kauffman (1995-98)	170
5.	Lorela Cubaj (2018-22)	169
6.	Sasha Goodlett (2009-12)	127

RECORDS

7.	Nerea Hermosa (2019-23)	101
8.	Kathy Dorth (1993-97)	98
9.	Aimee Weiss (1990-93)	93
10.	Zaire O'Neil (2014-18)	89
11.	Allison Echols (1989-92)	85
12.	LeeAnn Woodhull (1980-83)	72
13.	Katarina Vuckovic (2013-17)	69

GAMES PLAYED

1.	Lorela Cubaj (2017-22)	153
2.	Mo Bennett (2009-12)	134
	Sasha Goodlett (2009-12)	134
	Antonia Peresson (2014-18)	134
5.	Imani Tilford (2014-18)	132
6.	Tyaunna Marshall (2011-14)	131
	Katarina Vuckovic (2013-17)	131
8.	Brigitte Ardossi (2007-10)	130
9.	Metra Walthour (2009-12)	128
	Roddreka Rogers (2012-16)	128
	Francesca Pan (2017-20)	128
12.	Chelsea Regins (2009-12)	127
	Aaliyah Whiteside (2012-16)	127

MINUTES PLAYED

1.	Lorela Cubaj (2017-22)	4,550
2.	Francesca Pan (2017-20)	3,945
3.	Tyaunna Marshall (2011-14)	3,935
4.	Kisha Ford (1994-97)	3,823
5.	Karen Lounsbury (1989-92)	3,763
6.	Aaliyah Whiteside (2012-16)	3,643
7.	Lotta-Maj Lahtinen (2018-22)	3,596
8.	Alex Montgomery (2008-11)	3,576
9.	Kierra Fletcher (2017-21)	3,588
10.	Tiffany Martin (1994-97)	3,555
11.	Metra Walthour (2009-12)	3,532
12.	Sasha Goodlett (2009-12)	3,522
13.	Chioma Nnamaka (2005-08)	3,511
14.	Carla Munnion (1995-98)	3,482

RECORDS BY CLASS

FRESHMAN

Points			
Player (Year)	G	#	Avg.
1. Kaela Davis (2013-14)	32	594	18.6
2. Karen Lounsbury (1988-89)	28	539	19.3
3. Niesha Butler (1998-99)	27	521	19.3
4. Tyaunna Marshall (2010-11)	35	475	13.6
5. Carla Munnion (1994-95)	30	473	15.8
6. Kisha Ford (1993-94)	27	437	16.2
Elizabeth Balogun (2018-19)	30	437	14.6
8. Francesca Pan (2016-17)	36	414	11.5
9. Dani Carnegie (2024-25)	29	374	12.9
9. Rusne Augustinaite (2023-24)	33	357	10.8
10. Zaire O'Neil (2014-15)	31	350	11.3
12. Kate Brandt (1980-81)	26	346	13.3
13. Chioma Nnamaka (2004-05)	27	344	12.7
14. LeeAnn Woodhull (1979-80)	23	336	14.6

Rebounds			
Player (Year)	G	#	Avg.
1. LeeAnn Woodhull (1979-80)	23	248	10.8
2. Cindy Cochran (1981-82)	25	236	9.4
3. Kisha Ford (1993-94)	27	233	8.6
4. Elizabeth Dixon (2018-19)	30	192	6.4
5. Aimee Weiss (1989-90)	30	189	6.3
6. Zaire O'Neil (2014-15)	31	180	5.8
Kaela Davis (2013-14)	32	180	5.6
8. Kierra Fletcher (2017-18)	34	177	5.2
9. Carla Munnion (1994-95)	30	176	5.9
10. Janice James (1983-84)	28	169	6.0
Tonie Morgan (2022-23)	30	169	5.6
12. Alex Montgomery (2007-08)	31	168	5.4
13. Roddreka Rogers (2012-13)	29	162	5.6

Assists			
Player (Year)	G	#	Avg.
1. Carmen Davis (1989-90)	30	173	5.8
2. Niesha Butler (1998-99)	27	120	4.4
3. Nina Bärin (1999-00)	31	117	3.8
4. Tonie Morgan (2022-23)	30	114	3.8
5. Kisha Ford (1993-94)	27	108	4.0
6. Ida Neal (1985-86)	27	97	3.6
7. Tony Ehle (1983-84)	28	91	3.3
8. Chit-Chat Wright (2024-25)	33	86	2.6
8. Kierra Fletcher (2017-18)	34	78	2.3
9. Tiffany Martin (1993-94)	23	77	3.4
10. Alex Stewart (1999-00)	31	73	2.4
11. Jill Ingram (2004-05)	27	71	2.6
12. Mary Giambruno (1979-80)	25	70	2.8

Blocked Shots			
Player (Year)	G	#	Avg.
1. Joannah Kauffman (1994-95)	28	49	1.8
2. Dolores Bootz (1984-85)	14	41	2.9
3. Kasha Terry (2002-03)	30	40	1.3
4. Zaire O'Neil (2014-15)	31	36	1.2
5. Elizabeth Balogun (2018-19)	30	33	1.1
Elizabeth Dixon (2018-19)	30	33	1.1
7. Sasha Goodlett (2008-09)	32	30	0.9
8. Allison Echols (1988-89)	27	29	1.1
Aimee Weiss (1989-90)	30	29	1.0
10. Lorela Cubaj (2017-18)	34	26	0.8
11. Alex Montgomery (2007-08)	31	25	0.8
12. LeeAnn Woodhull (1979-80)	23	21	0.9
Kathy Dortch (1992-93)	26	21	0.8
Nerea Hermosa (2019-20)	31	21	0.7

Steals			
Player (Year)	G	#	Avg.
1. Kisha Ford (1993-94)	27	92	3.4
2. Tyaunna Marshall (2010-11)	35	59	1.7
3. Tiffany Martin (1993-94)	23	56	2.4
Nina Bärin (1999-00)	31	56	1.9
5. Kierra Fletcher (2017-18)	34	55	1.6
6. Jill Ingram (2004-05)	27	53	2.0
Alex Montgomery (2007-08)	31	53	1.7
7. Anita Malone (1981-82)	24	52	2.2
Aimee Weiss (1989-90)	30	52	1.7
9. Elizabeth Balogun (2018-19)	30	49	1.6
10. Jacqua Williams (2005-06)	27	48	1.8
11. Clani Cryor (2015-16)	29	48	1.7
12. Lotta-Maj Lahtinen (2018-19)	30	48	1.6

SOPHOMORE

Points			
Player (Year)	G	#	Avg.
1. Kaela Davis (2014-15)	34	652	19.2
2. Kisha Ford (1994-95)	28	521	18.6
3. Tonie Morgan (2023-24)	33	516	15.6
4. Tyaunna Marshall (2011-12)	35	503	14.4
5. Joyce Pierce (1990-91)	26	502	19.3
6. Karen Lounsbury (1989-90)	30	495	16.5
7. Francesca Pan (2017-18)	34	486	14.3
8. Kara Dunn (2023-24)	30	466	15.5
9. Carla Munnion (1995-96)	27	465	17.2
10. Niesha Butler (2000-01)	28	438	15.6
11. Dolores Bootz (1985-86)	23	417	18.1
12. Alex Montgomery (2008-09)	30	410	13.7
13. Chioma Nnamaka (2005-06)	29	360	12.4

Rebounds			
Player (Year)	G	#	Avg.
1. Dolores Bootz (1985-86)	23	266	11.6
2. Joyce Pierce (1990-91)	26	247	9.5
3. Regina Tate (1998-99)	27	236	8.7
4. Theresa Gematt (1988-89)	28	228	8.1
5. Tonie Morgan (2023-24)	33	226	6.8
6. Cindy Cochran (1982-83)	26	221	8.5
7. Lorela Cubaj (2018-19)	30	219	7.3
8. Tyaunna Marshall (2011-12)	35	216	6.2
9. Kirsten Weinert (1983-84)	28	212	7.6
Roddreka Rogers (2013-14)	32	212	6.6
11. LeeAnn Woodhull (1980-81)	21	204	9.7
12. Alex Montgomery (2008-09)	30	202	6.7

Assists			
Player (Year)	G	#	Avg.
1. Tiffany Martin (1994-95)	30	220	7.3
2. Tonie Morgan (2023-24)	33	170	5.2
3. Dawnn Maye (2011-12)	34	128	3.8
4. Tony Ehle (1984-85)	27	112	4.1
5. Ida Neal (1986-87)	27	106	3.9
6. Anita Malone (1982-83)	28	102	3.6
7. Kim Crawford (1984-85)	27	91	3.4
Metra Walhour (2009-10)	33	91	2.8
9. Alex Stewart (2000-01)	29	90	3.1
10. Jill Ingram (2005-06)	27	87	3.2
11. Carmen Davis (1990-91)	20	83	4.2
Kisha Ford (1994-95)	28	83	3.0

Blocked Shots			
Player (Year)	G	#	Avg.
1. Kasha Terry (2003-04)	28	70	2.5
2. Dolores Bootz (1985-86)	23	56	2.4
3. Sonja Mallory (2000-01)	26	41	1.6
4. Joannah Kauffman (1995-96)	27	38	1.4
5. Kathy Dortch (1993-94)	27	37	1.4
6. Lorela Cubaj (2018-19)	30	31	1.0
7. Nariah Taylor (2013-14)	29	28	0.9
8. Nerea Hermosa (2020-21)	26	27	1.0
9. LeeAnn Woodhull (1980-81)	21	23	1.1
Sasha Goodlett (2009-10)	33	23	0.7
11. Alex Montgomery (2008-09)	30	21	0.7

Steals			
Player (Year)	G	#	Avg.
1. Jacqua Williams (2006-07)	33	95	2.9
2. Anita Malone (1982-83)	28	80	2.9
Dawnn Maye (2011-12)	34	80	2.4
4. Alex Montgomery (2008-09)	30	74	2.5
5. Joyce Pierce (1990-91)	26	67	2.3
6. Jill Ingram (2005-06)	27	64	2.4
7. Deja Foster (2008-09)	31	63	2.0
8. Metra Walhour (2009-10)	33	61	1.9
Tyaunna Marshall (2011-12)	35	61	1.7
10. Imani Tifford (2015-16)	33	61	1.8
11. Isasia Hemingway (2008-09)	32	60	1.9

JUNIOR

Points			
Player (Year)	G	#	Avg.
1. Joyce Pierce (1991-92)	33	596	18.1
2. Tyaunna Marshall (2012-13)	30	542	18.1
3. Kara Dunn (2024-25)	33	511	15.5
4. Dolores Bootz (1986-87)	27	499	18.5
5. Fallon Stokes (2002-03)	31	486	15.7
6. Zaire O'Neil (2016-17)	37	479	12.9
7. Aaliyah Whiteside (2014-15)	34	456	13.4
8. Tonie Morgan (2024-25)	33	452	13.7
9. Kisha Ford (1995-96)	27	448	16.6
10. Chioma Nnamaka (2006-07)	33	429	13.0
11. Janie Mitchell (2006-07)	29	421	14.5
12. Carla Munnion (1996-97)	27	414	15.3
13. Sonja Mallory (2001-02)	29	410	14.1

Rebounds			
Player (Year)	G	#	Avg.
1. Roddreka Rogers (2014-15)	34	335	9.9
2. Dolores Bootz (1986-87)	27	310	11.5
3. Joyce Pierce (1991-92)	33	298	9.0
4. Tyaunna Marshall (2012-13)	30	251	8.4
5. Lorela Cubaj (2019-20)	31	240	7.7
6. Jaime Kruppa (1999-00)	31	239	7.7
7. Sonja Mallory (2001-02)	29	233	8.0
8. Elo Edeferioka (2016-17)	37	221	6.0
9. Aaliyah Whiteside (2014-15)	34	216	6.4
10. Teresa Lopez (1980-81)	27	215	8.0
11. Zaire O'Neil (2016-17)	37	212	5.7
12. Regina Tate (1999-00)	31	210	6.8
13. Kayla Blackshear (2023-24)	32	203	6.3
14. Milli Martinez (2000-01)	29	202	7.0

Assists			
Player (Year)	G	#	Avg.
1. Tonie Morgan (2024-25)	33	184	5.6
2. Alex Stewart (2002-03)	31	172	5.6
3. Dawnn Maye (2012-13)	30	143	4.8
4. Val Avant (1987-88)	27	142	5.3
5. Nina Bärin (2001-02)	17	135	7.9
6. Metra Walhour (2010-11)	35	132	3.8
7. Tiffany Martin (1995-96)	27	123	4.6
8. Imani Tifford (2016-17)	37	119	3.2
9. Deja Foster (2009-10)	33	108	3.3
10. Ida Neal (1987-88)	27	106	3.9
11. Carmen Davis (1991-92)	32	101	3.2
12. Kierra Fletcher (2019-20)	31	95	3.1
13. L. Lahtinen (2020-21)	26	90	3.5
14. Selena Baldwin (1991-92)	33	89	2.7
Sheila Wagner (1988-89)	26	89	3.4

Blocked Shots			
Player (Year)	G	#	Avg.
1. Dolores Bootz (1986-87)	27	68	2.5
2. Sonja Mallory (2001-02)	29	58	2.0
3. Lorela Cubaj (2019-20)	31	37	1.2
4. Nerea Hermosa (2021-22)	32	36	1.1
5. Elo Edeferioka (2016-17)	37	32	0.9
6. Kasha Terry (2004-05)	12	30	2.5
7. Demiata Keener (1993-94)	27	29	1.1
8. Allison Echols (1990-91)	28	28	1.0
9. Sasha Goodlett (2010-11)	35	26	0.7
10. Roddreka Rogers (2014-15)	34	25	0.7
11. Kathy Dortch (1995-96)	25	23	0.9
Aimee Weiss (1991-92)	29	23	0.8
13. Zaire O'Neil (2016-17)	37	20	0.5
14. Jennifer Leachman (1984-85)	27	19	0.7

Steals			
Player (Year)	G	#	Avg.
1. Jacqua Williams (2007-08)	31	118	3.8
2. Imani Tifford (2016-17)	37	92	2.5
3. Tiffany Martin (1995-96)	27	81	3.0
Dawnn Maye (2012-13)	30	81	2.7
Metra Walhour (2010-11)	35	81	2.3
6. Tyaunna Marshall (2012-13)	30	78	2.6
7. Kisha Ford (1995-96)	27	71	2.6
Joyce Pierce (1991-92)	33	71	2.1
9. Megan Isom (2002-03)	31	65	2.1
10. Milli Martinez (2000-01)	29	60	2.1
Alex Stewart (2002-03)	31	60	1.9

SENIOR

Points			
Player (Year)	G	#	Avg.
1. Aaliyah Whiteside (2015-16)	33	644	19.5
2. Tyaunna Marshall (2013-14)	31	609	19.6
3. Dolores Bootz (1987-88)	27	556	20.6
4. Kisha Ford (1996-97)	27	549	20.3
5. Ida Neal (1988-89)	28	538	19.2
6. Brigitte Ardossi (2009-10)	33	532	16.1
7. Janie Mitchell (2007-08)	32	526	16.4
8. Stephanie Higgs (2006-07)	33	509	15.4
9. Sasha Goodlett (2011-12)	35	506	14.5
10. Sonja Mallory (2002-03)	31	503	16.2
11. Marielle Walker (1987-88)	26	490	18.8

Rebounds			
Player (Year)	G	#	Avg.
1. Alex Montgomery (2010-11)	35	300	8.6
2. Sonja Mallory (2002-03)	31	278	9.0
3. Lorela Cubaj (2020-21)	26	300	11.5
4. Sasha Goodlett (2009-12)	35	268	7.7
5. Roddreka Rogers (2015-16)	33	254	7.7
6. Brigitte Ardossi (2009-10)	33	242	7.3
7. Dolores Bootz (1987-88)	27	238	10.5
8. Aaliyah Whiteside (2015-16)	33	237	7.2
9. Tyaunna Marshall (2013-14)	31	235	7.6
10. Kisha Ford (1996-97)	27	232	8.6
11. Regina Tate (2001-02)	29	226	7.8
12. Joyce Pierce (1992-93)	24	219	9.1
13. Jaime Kruppa (2000-01)	28	208	7.4

Assists			
Player (Year)	G	#	Avg.
1. Ida Neal (1988-89)	28	199	

ANNUAL LEADERS

POINTS

1976-77	Bonnie Tate	353
1977-78	Bonnie Tate	391
1978-79	Bonnie Tate	344
1979-80	LeeAnn Woodhull	336
1980-81	Kate Brandt	346
1981-82	Kate Brandt	344
1982-83	LeeAnn Woodhull	347
1983-84	Kate Brandt	399
1984-85	Kim Crawford	301
1985-86	Dolores Bootz	417
1986-87	Dolores Bootz	499
1987-88	Dolores Bootz	556
1988-89	Karen Lounsbury	539
1989-90	Karen Lounsbury	495
1990-91	Joyce Pierce	502
1991-92	Joyce Pierce	596
1992-93	Joyce Pierce	459
1993-94	Kisha Ford	437
1994-95	Kisha Ford	521
1995-96	Carla Munnion	465
1996-97	Kisha Ford	549
1997-98	Kenya Williams	331
1998-99	Niesha Butler	521
1999-00	Jaime Kruppa	323
2000-01	Niesha Butler	438
2001-02	Sonja Mallory	410
2002-03	Sonja Mallory	503
2003-04	Fallon Stokes	477
2004-05	Stephanie Higgs	359
2005-06	Chioma Nnamaka	360
2006-07	Stephanie Higgs	509
2007-08	Janie Mitchell	526
2008-09	Alex Montgomery	410
2009-10	Brigitte Ardossi	532
2010-11	Alex Montgomery	487
2011-12	Sasha Goodlett	506
2012-13	Tyaunna Marshall	542
2013-14	Tyaunna Marshall	609
2014-15	Kaela Davis	652
2015-16	Aaliyah Whiteside	644
2016-17	Zaire O'Neil	479
2017-18	Francesca Pan	486
2018-19	Elizabeth Balogun	437
2019-20	Francesca Pan	415
2020-21	Lotta-Maj Lahtinen	389
2021-22	Lotta-Maj Lahtinen	338
2022-23	Cameron Swartz	381
2023-24	Tonie Morgan	516
2024-25	Kara Dunn	511

SCORING AVERAGE

1976-77	Bonnie Tate	13.6
1977-78	Bonnie Tate	16.3
1978-79	Bonnie Tate	13.8
1979-80	LeeAnn Woodhull	14.6
1980-81	LeeAnn Woodhull	13.8
1981-82	Kate Brandt	13.8
1982-83	LeeAnn Woodhull	12.9
1983-84	Kate Brandt	14.3
1984-85	Dolores Bootz	17.9
1985-86	Dolores Bootz	18.1
1986-87	Dolores Bootz	18.5
1987-88	Dolores Bootz	20.6
1988-89	Karen Lounsbury	19.3
1989-90	Karen Lounsbury	16.5
1990-91	Joyce Pierce	19.3
1991-92	Joyce Pierce	18.1
1992-93	Joyce Pierce	19.1
1993-94	Kisha Ford	16.2
1994-95	Kisha Ford	18.6
1995-96	Carla Munnion	17.2
1996-97	Kisha Ford	20.3
1997-98	Kenya Williams	11.8
1998-99	Niesha Butler	19.3
1999-00	Jaime Kruppa	10.4
2000-01	Niesha Butler	15.6
2001-02	Sonja Mallory	14.1
2002-03	Sonja Mallory	16.2
2003-04	Fallon Stokes	16.4
2004-05	Stephanie Higgs	13.3
2005-06	Chioma Nnamaka	12.4

2006-07	Stephanie Higgs	15.4
2007-08	Janie Mitchell	16.4
2008-09	Alex Montgomery	13.7
2009-10	Brigitte Ardossi	16.1
2010-11	Alex Montgomery	13.9
2011-12	Sasha Goodlett	14.5
2012-13	Tyaunna Marshall	18.1
2013-14	Tyaunna Marshall	19.6
2014-15	Kaela Davis	19.2
2015-16	Aaliyah Whiteside	19.5
2016-17	Zaire O'Neil	12.9
2017-18	Francesca Pan	14.3
2018-19	Elizabeth Balogun	14.6
2019-20	Francesca Pan	13.4
2020-21	Lotta-Maj Lahtinen	15.0
2021-22	Lotta-Maj Lahtinen	10.9
2022-23	Cameron Swartz	12.7
2023-24	Tonie Morgan	15.6
2024-25	Kara Dunn	15.5

FIELD GOAL PERCENTAGE

<i>(Minimum 50 attempts)</i>		
1976-77	Jan Chandler	.479
1977-78	Bonnie Tate	.512
1978-79	Bonnie Tate	.481
1979-80	LeeAnn Woodhull	.513
1980-81	LeeAnn Woodhull	.605
1981-82	LeeAnn Woodhull	.529
1982-83	LeeAnn Woodhull	.486
1983-84	Kirsten Weinert	.456
1984-85	Dolores Bootz	.585
1985-86	Dolores Bootz	.610
1986-87	Dolores Bootz	.565
1987-88	Dolores Bootz	.609
1988-89	Theresa Gernatt	.536
1989-90	Theresa Gernatt	.539
1990-91	Aimee Weiss	.521
1991-92	Joyce Pierce	.498
1992-93	Aimee Weiss	.550
1993-94	Demetra Keener	.470
1994-95	Demetra Keener	.516
1995-96	Carla Munnion	.450
1996-97	Kenya Williams	.537
1997-98	Kenya Williams	.607
1998-99	Kenya Williams	.568
1999-00	Candice McCallum	.540
2000-01	Sonja Mallory	.515
2001-02	Fallon Stokes	.511
2002-03	Sonja Mallory	.452
2003-04	Jessica Williams	.496
2004-05	Jessica Williams	.414
2005-06	Jessica Williams	.536
2006-07	Brigitte Ardossi	.500
2007-08	Brigitte Ardossi	.500
2008-09	Deja Foster	.466
2009-10	Brigitte Ardossi	.484
2010-11	Chelsea Regins	.536
2011-12	Chelsea Regins	.548
2012-13	Roddreka Rogers	.512
2013-14	Roddreka Rogers	.562
2014-15	Roddreka Rogers	.596
2015-16	Roddreka Rogers	.548
2016-17	Zaire O'Neil	.505
2017-18	Zaire O'Neil	.517
2018-19	Elizabeth Dixon	.512
2019-20	Nerea Hermosa	.539
2020-21	Nerea Hermosa	.559
2021-22	Nerea Hermosa	.503
2022-23	Nerea Hermosa	.478
2023-24	D'Asia Thomas-Harris	.500
2024-25	Tianna Thompson	.534

FREE THROW PERCENTAGE

<i>(Minimum 35 attempts)</i>		
1976-77	Lisa Lovett	.615
1977-78	Karen Rainwater	.783
1978-79	Teresa Lopez	.718
1979-80	Jennifer Hendershott	.667
1980-81	Teresa Lopez	.802
1981-82	Kate Brandt	.805
1982-83	Kate Brandt	.826
1983-84	Tory Ehle	.712

1984-85	Dolores Bootz	.785
1985-86	Tory Ehle	.824
1986-87	Marielle Walker	.800
1987-88	Marielle Walker	.797
1988-89	Karen Lounsbury	.826
1989-90	Karen Lounsbury	.851
1990-91	Karen Lounsbury	.803
1991-92	Joyce Pierce	.812
1992-93	Joyce Pierce	.841
1993-94	Kisha Ford	.724
1994-95	Carla Munnion	.738
1995-96	Carla Munnion	.773
1996-97	Carla Munnion	.781
1997-98	Betsy Foy	.864
1998-99	Kenya Williams	.727
1999-00	Amy Lingenfelder	.737
2000-01	Alex Stewart	.800
2001-02	Nefertiti Walker	.788
2002-03	Alex Stewart	.851
2003-04	Megan Harpring	.895
2004-05	Chioma Nnamaka	.794
2005-06	Janie Mitchell	.836
2006-07	Kentrina Wilson	.816
2007-08	Chioma Nnamaka	.762
2008-09	Brigitte Ardossi	.819
2009-10	Brigitte Ardossi	.829
2010-11	Alex Montgomery	.802
2011-12	Metra Walthour	.747
2012-13	Brittany Jackson	.750
2013-14	Kaela Davis	.801
2014-15	Aaliyah Whiteside	.832
2015-16	Aaliyah Whiteside	.854
2016-17	Elo Edeferioka	.701
2017-18	Elo Edeferioka	.738
2018-19	Francesca Pan	.804
2019-20	Francesca Pan	.830
2020-21	Kierra Flethoer	.754
2021-22	Nerea Hermosa	.814
2022-23	Bianca Jackson	.830
2023-24	Kara Dunn	.782
2024-25	Chazadi Wright	.886

3-POINT FG PERCENTAGE

1986-87	Haa Ju Moon (2-12)	.167
1987-88	Marielle Walker (49-107)	.458
1988-89	Karen Lounsbury (71-177)	.401
1989-90	Karen Lounsbury (66-167)	.395
1990-91	Devony Caldwell (21-52)	.404
1991-92	Devony Caldwell (23-50)	.460
1992-93	Selena Baldwin (40-103)	.388
1993-94	Tiffany Martin (10-34)	.294
1994-95	Dawn Smith (16-46)	.348
1995-96	Carla Munnion (30-100)	.300
1996-97	Danielle Donehew (48-111)	.432
1997-98	Carla Munnion (54-160)	.338
1998-99	Danielle Donehew (86-210)	.410
1999-00	Amy Lingenfelder (35-95)	.368
2000-01	Niesha Butler (27-84)	.321
2001-02	Megan Isom (30-91)	.330
2002-03	Megan Isom (58-170)	.341
2003-04	Stephanie Higgs (14-34)	.412
2004-05	Chioma Nnamaka (39-116)	.336
2005-06	Chioma Nnamaka (57-156)	.365
2006-07	Chioma Nnamaka (81-223)	.363
2007-08	Chioma Nnamaka (92-238)	.387
2008-09	Alex Montgomery (72-200)	.360
2009-10	Alex Montgomery (59-182)	.324
2010-11	Metra Walthour (51-142)	.359
2011-12	Sydney Wallace (45-115)	.391
2012-13	Brittany Jackson (39-109)	.358
2013-14	Kaela Davis (85-246)	.346
2014-15	Sydney Wallace (25-69)	.362
2015-16	Dejoria Howard (8-17)	.471
2016-17	Chantel Scott (6-12)	.500
2017-18	Francesca Pan (79-242)	.326
2018-19	Elizabeth Balogun (65-194)	.335
2019-20	Jasmine Carson (52-154)	.338
2020-21	Loyal McQueen (39-106)	.368
2021-22	Eylia Love (23-57)	.404
2022-23	Bianca Jackson (29-77)	.377
2023-24	Ariadna Termis (10-25)	.400
2024-25	Tianna Thompson (10-24)	.417

REBOUNDS

1976-77	Bonnie Tate	420
1977-78	Bonnie Tate	333
1978-79	Bonnie Tate	286
1979-80	LeeAnn Woodhull	248
1980-81	Teresa Lopez	215
1981-82	Cindy Cochran	236
1982-83	Cindy Cochran	221
1983-84	Kirsten Weinert	212
1984-85	Cindy Cochran	166
1985-86	Dolores Bootz	266
1986-87	Dolores Bootz	310
1987-88	Dolores Bootz	283
1988-89	Theresa Gernatt	228
1989-90	Theresa Gernatt	192
1990-91	Joyce Pierce	247
1991-92	Joyce Pierce	298
1992-93	Joyce Pierce	219
1993-94	Kisha Ford	233
1994-95	Kisha Ford	234
1995-96	Kisha Ford	172
1996-97	Kisha Ford	232
1997-98	Kenya Williams	198
1998-99	Regina Tate	236
1999-00	Jaime Kruppa	239
2000-01	Jaime Kruppa	208
2001-02	Sonja Mallory	233
2002-03	Sonja Mallory	278
2003-04	Fallon Stokes	187
2004-05	Jessica Williams	184
2005-06	Janie Mitchell	191
2006-07	Janie Mitchell	200
2007-08	Janie Mitchell	202
2008-09	Alex Montgomery	202
2009-10	Brigitte Ardossi	242
2010-11	Alex Montgomery	300
2011-12	Sasha Goodlett	268
2012-13	Tyaunna Marshall	251
2013-14	Tyaunna Marshall	235
2014-15	Roddreka Rogers	335
2015-16	Roddreka Rogers	254
2016-17	Elo Edeferioka	221
2017-18	Elo Edeferioka	196
2018-19	Lorela Cubaj	219
2019-20	Lorela Cubaj	240
2020-21	Lorela Cubaj	300
2021-22	Lorela Cubaj	356
2022-23	Kayla Blackshear	193
2023-24	Tonie Morgan	226
2024-25	Kara Dunn	193

REBOUNDING AVERAGE

1976-77	Bonnie Tate	16.2
1977-78	Bonnie Tate	13.9
1978-79	Bonnie Tate	11.4
1979-80	LeeAnn Woodhull	10.8
1980-81	LeeAnn Woodhull	9.7
1981-82	Cindy Cochran	9.4
1982-83	Cindy Cochran	8.5
1983-84	Kirsten Weinert	7.6
1984-85	Dolores Bootz	8.5
1985-86	Dolores Bootz	11.6
1986-87	Dolores Bootz	11.5
1987-88	Dolores Bootz	10.5
1988-89	Theresa Gernatt	8.1
1989-90	Theresa Gernatt	6.4
1990-91	Joyce Pierce	9.5
1991-92	Joyce Pierce	9.0
1992-93	Joyce Pierce	9.1
1993-94	Kisha Ford	8.6
1994-95	Kisha Ford	8.4
1995-96	Kisha Ford	6.4
1996-97	Kisha Ford	8.6
1997-98	Kenya Williams	7.1
1998-99	Regina Tate	8.7
1999-00	Jaime Kruppa	7.7
2000-01	Jaime Kruppa	7.4
2001-02	Sonja Mallory	8.0
2002-03	Sonja Mallory	9.0
2003-04	Fallon Stokes	6.4
2004-05	Jessica Williams	6.8

ANNUAL LEADERS

2005-06	Janie Mitchell	6.6	1991-92	Joyce Pierce	71	2024-25	Zoesha Smith	16
2006-07	Janie Mitchell	6.9	1992-93	Aimee Weiss	57		Ariadna Termis	16
2007-08	Janie Mitchell	6.3	1993-94	Kisha Ford	92			
2008-09	Alex Montgomery	6.7	1994-95	Tiffany Martin	90			
2009-10	Brigitte Ardossi	7.3	1995-96	Tiffany Martin	81			
2010-11	Alex Montgomery	8.6	1996-97	Kisha Ford	62			
2011-12	Sasha Goodlett	7.7	1997-98	Carla Munnion	29			
2012-13	Tyaunna Marshall	8.4	1998-99	Jaime Kruppa	48			
2013-14	Tyaunna Marshall	7.6	1999-00	Jaime Kruppa	58			
2014-15	Roddreka Rogers	9.9		Regina Tate	58			
2015-16	Roddreka Rogers	7.7	2000-01	Milli Martinez	60			
2016-17	Elo Edeferioka	6.0	2001-02	Milli Martinez	51			
2017-18	Elo Edeferioka	6.5	2002-03	Megan Isom	65			
2018-19	Lorela Cubaj	7.3	2003-04	Alex Stewart	49			
2019-20	Lorela Cubaj	7.7	2004-05	Jill Ingram	53			
2020-21	Lorela Cubaj	11.5	2005-06	Jill Ingram	64			
2021-22	Lorela Cubaj	11.1	2006-07	Jacqua Williams	95			
2022-23	Kayla Blackshear	6.4	2007-08	Jacqua Williams	118			
2023-24	Tonie Morgan	6.8	2008-09	Jacqua Williams	109			
2024-25	Zoesha Smith	5.9	2009-10	Brigitte Ardossi	65			
			2010-11	Metra Walthour	81			
			2011-12	Dawnn Maye	80			
			2012-13	Dawnn Maye	81			
			2013-14	Tyaunna Marshall	84			
			2014-15	Kaela Davis	51			
			2015-16	Imani Tilford	61			
			2016-17	Imani Tilford	92			
			2017-18	Imani Tilford	72			
			2018-19	Francesca Pan	55			
			2019-20	Lotta-Maj Lahtinen	42			
			2020-21	Lotta-Maj Lahtinen	50			
			2021-22	Lorela Cubaj	44			
			2022-23	Bianca Jackson	32			
			2023-24	Tonie Morgan	55			
			2024-25	Kara Dunn	42			

ASSISTS

1979-80	Mary Giambruno	70	1979-80	LeeAnn Woodhull	21
1980-81	Karen Rainwater	96	1980-81	LeeAnn Woodhull	23
1981-82	Kate Brandt	72	1981-82	LeeAnn Woodhull	17
1982-83	Anita Malone	102	1982-83	Kirsten Weinert	16
1983-84	Kate Brandt	100	1983-84	Kirsten Weinert	20
1984-85	Tory Ehle	112	1984-85	Dolores Bootz	41
1985-86	Anita Malone	123	1985-86	Dolores Bootz	56
1986-87	Tory Ehle	119	1986-87	Dolores Bootz	68
1987-88	Val Avant	142	1987-88	Dolores Bootz	80
1988-89	Ida Neal	199	1988-89	Allison Echols	29
1989-90	Carmen Davis	173	1989-90	Aimee Weiss	29
1990-91	Carmen Davis	83	1990-91	Allison Echols	28
1991-92	Carmen Davis	101	1991-92	Lara Kauffman	23
1992-93	Selena Baldwin	104	1992-93	Aimee Weiss	28
1993-94	Kisha Ford	108	1993-94	Kathy Dortch	37
1994-95	Tiffany Martin	220	1994-95	Joannah Kauffman	49
1995-96	Tiffany Martin	123	1995-96	Joannah Kauffman	38
1996-97	Tiffany Martin	100	1996-97	Joannah Kauffman	18
1997-98	Shelli Novotny	126	1997-98	Joannah Kauffman	65
1998-99	Niesha Butler	120	1998-99	Niesha Butler	20
1999-00	Nina Bärin	117	1999-00	Sonja Mallory	17
2000-01	Alex Stewart	90	2000-01	Sonja Mallory	41
2001-02	Nina Bärin	135	2001-02	Sonja Mallory	58
2002-03	Alex Stewart	172	2002-03	Sonja Mallory	57
2003-04	Alex Stewart	165	2003-04	Kasha Terry	70
2004-05	Jill Ingram	71	2004-05	Kasha Terry	30
2005-06	Jill Ingram	87	2005-06	Kasha Terry	55
2006-07	Stephanie Higgs	87	2006-07	Tiffany Blackmon	17
2007-08	Jill Ingram	111	2007-08	Alex Montgomery	25
2008-09	Jacqua Williams	104	2008-09	Sasha Goodlett	30
2009-10	Deja Foster	108	2009-10	Sasha Goodlett	23
2010-11	Metra Walthour	132	2010-11	Sasha Goodlett	26
2011-12	Metra Walthour	131	2011-12	Sasha Goodlett	48
2012-13	Dawnn Maye	143	2012-13	Nariah Taylor	20
2013-14	Dawnn Maye	100	2013-14	Shayla Bivins	29
2014-15	Aaliyah Whiteside	77	2014-15	Zaire O'Neil	36
2015-16	Aaliyah Whiteside	90	2015-16	Katarina Vuckovic	17
2016-17	Imani Tilford	119	2016-17	Elo Edeferioka	32
2017-18	Kierra Fletcher	78	2017-18	Lorela Cubaj	26
2018-19	Kierra Fletcher	74	2018-19	Elizabeth Balogun, Elizabeth Dixon	33
2019-20	Kierra Fletcher	95	2019-20	Lorela Cubaj	37
2020-21	Lotta-Maj Lahtinen	90	2020-21	Lorela Cubaj	34
2021-22	Lorela Cubaj	136	2021-22	Lorela Cubaj	41
2022-23	Tonie Morgan	114	2022-23	Nerea Hermosa	17
2023-24	Tonie Morgan	170	2023-24	Kara Dunn, Kayla Blackshear	26
2024-25	Tonie Morgan	184			

STEALS

1979-80	Melinda Ryan	43	2012-13	Nariah Taylor	20
1980-81	Kate Brandt	44	2013-14	Shayla Bivins	29
1981-82	Kate Brandt	53	2014-15	Zaire O'Neil	36
1982-83	Anita Malone	80	2015-16	Katarina Vuckovic	17
1983-84	Kate Brandt	70	2016-17	Elo Edeferioka	32
1984-85	Tory Ehle	53	2017-18	Lorela Cubaj	26
1985-86	Anita Malone	55	2018-19	Elizabeth Balogun, Elizabeth Dixon	33
1986-87	Marielle Walker	39	2019-20	Lorela Cubaj	37
1987-88	Marielle Walker	41	2020-21	Lorela Cubaj	34
1988-89	Ida Neal	62	2021-22	Lorela Cubaj	41
1989-90	Aimee Weiss	52	2022-23	Nerea Hermosa	17
1990-91	Joyce Pierce	67	2023-24	Kara Dunn, Kayla Blackshear	26

SEASON COMPARISON

Year		G	FG-	FGA	Pct.	3P-	3PA	Pct.	FT-	FTA	Pct.	Reb.	Avg.	PF-	DQ	A	TO	Blk	S	Pts.	Avg.
1976-77	Tech	27	719-	1972	.365	--	---	---	187-	463	.404	1803	66.8							1625	60.2
	Opp.	27	522-	1823	.286	--	---	---	165-	373	.442	1198	44.4							1209	44.7
1977-78	Tech	27	902-	2230	.404	--	---	---	316-	514	.615	1475	54.6							2120	79.6
	Opp.	27	658-	1935	.340	--	---	---	319-	583	.547	1262	46.7							1641	60.8
1978-79	Tech	26	813-	2186	.372	--	---	---	314-	518	.606	1308	50.3							1941	74.7
	Opp.	26	683-	1883	.363	--	---	---	304-	516	.589	1009	38.8							1666	64.1
1979-80	Tech	25	678-	1722	.394	--	---	---	339-	543	.624	988	39.5	532-	na	343	651	48	290	1695	67.8
	Opp.	25	852-	1870	.456	--	---	---	366-	613	.597	1221	48.8	513-	na	320	596	42	387	2070	82.8
1980-81	Tech	27	702-	1740	.403	--	---	---	403-	596	.676	1081	40.0	560-	13	324	604	52	243	1839	68.1
	Opp.	27	808-	1919	.421	--	---	---	390-	610	.639	1304	48.3	569-	12	308	554	51	265	2006	74.3
1981-82	Tech	25	577-	1439	.401	--	---	---	325-	479	.679	904	36.2	458-	11	260	581	37	245	1479	59.2
	Opp.	25	705-	1575	.448	--	---	---	261-	415	.629	1016	40.6	484-	15	360	524	70	248	1671	66.8
1982-83	Tech	28	671-	1612	.416	--	---	---	466-	715	.652	1092	39.0	474-	7	297	597	51	234	1808	64.6
	Opp.	28	870-	1969	.442	--	---	---	279-	431	.647	1195	42.7	627-	31	324	497	83	264	2019	72.1
1983-84	Tech	28	758-	1846	.411	--	---	---	357-	577	.619	1166	41.6	573-	18	380	585	46	252	1873	66.9
	Opp.	28	802-	1827	.439	--	---	---	397-	570	.697	1160	41.4	581-	19	349	543	109	250	2001	71.5
1984-85	Tech	27	733-	1648	.444	--	---	---	419-	602	.696	1114	41.3	540-	18	396	630	98	209	1885	69.8
	Opp.	27	794-	1839	.432	--	---	---	363-	549	.661	1098	40.6	532-	15	401	520	73	334	1951	72.3
1985-86	Tech	27	806-	1757	.459	--	---	---	364-	534	.682	1094	40.5	518-	21	471	548	86	239	1976	73.2
	Opp.	27	860-	1869	.460	--	---	---	388-	577	.672	1104	40.8	502-	14	423	490	87	279	2108	78.1
1986-87	Tech	27	814-	1867	.436	4-	17	.235	381-	570	.668	1227	45.4	582-	25	427	544	124	237	2013	74.6
	Opp.	27	774-	1783	.434	2-	4	.500	405-	650	.623	1141	42.3	536	15	439	531	79	276	1955	72.4
1987-88	Tech	27	825-	1828	.451	106-	289	.367	341-	490	.696	1099	40.7	492-	14	467	492	115	209	2097	77.7
	Opp.	27	864-	1950	.443	62-	153	.405	358-	544	.658	1206	44.7	480-	7	475	453	55	236	2148	79.6
1988-89	Tech	28	797-	1837	.434	109-	286	.381	422-	598	.706	1125	40.2	529-	16	453	524	80	241	2125	75.9
	Opp.	28	866-	2018	.429	68-	252	.316	421-	633	.665	1304	46.6	549-	15	494	487	64	300	2221	79.3
1989-90	Tech	30	854-	1973	.433	109-	307	.355	452-	620	.729	1142	38.1	589-	23	521	478	69	299	2269	75.6
	Opp.	30	853-	1889	.452	82-	216	.380	479-	710	.675	1257	41.9	522-	9	521	559	67	231	2267	75.6
1990-91	Tech	28	893-	1896	.471	102-	282	.362	471-	672	.701	1178	42.1	588-	23	529	552	80	341	2359	84.3
	Opp.	28	811-	1862	.436	82-	269	.305	448-	690	.649	1168	41.7	549-	13	459	576	55	282	2152	76.9
1991-92	Tech	33	964-	2120	.455	97-	283	.343	526-	725	.726	1339	40.6	641-	21	514	604	109	348	2551	77.3
	Opp.	33	854-	2062	.414	97-	295	.329	492-	731	.673	1289	39.1	595-	7	477	640	58	287	2297	69.6
1992-93	Tech	27	828-	1885	.439	76-	225	.338	393-	563	.698	1182	43.8	520-	17	461	521	89	309	2125	78.7
	Opp.	27	752-	1704	.441	122-	357	.342	403-	588	.685	1042	38.6	499-	17	435	537	65	251	2029	75.1
1993-94	Tech	27	684-	1789	.382	41-	181	.227	330-	527	.626	1172	43.4	537-	12	354	535	95	335	1739	64.4
	Opp.	27	669-	1584	.422	98-	310	.316	403-	602	.669	1105	40.9	506-	13	409	567	73	278	1839	68.1
1994-95	Tech	30	858-	1953	.439	115-	383	.300	385-	584	.659	1260	42.0	519-	9	519	534	88	272	2216	73.9
	Opp.	30	797-	1970	.405	120-	379	.317	367-	536	.685	1239	41.3	503-	9	467	563	64	243	2081	69.4
1995-96	Tech	27	756-	1730	.437	43-	166	.259	406-	591	.687	1081	40.0	445-	11	378	515	90	309	1961	72.6
	Opp.	27	688-	1605	.429	110-	335	.328	289-	446	.648	1053	39.0	500-	140	392	631	89	198	1775	65.7
1996-97	Tech	27	709-	1618	.438	119-	330	.361	370-	544	.680	1014	37.6	400-	8	398	464	64	246	1907	70.6
	Opp.	27	694-	1590	.436	141-	415	.340	275-	401	.686	976	36.1	474-	7	377	523	64	215	1804	66.8
1997-98	Tech	28	636-	1646	.386	104-	341	.305	404-	617	.655	1135	40.5	490-	14	327	585	80	186	1780	63.6
	Opp.	28	782-	1803	.434	128-	406	.315	355-	548	.648	1110	39.6	517-	14	421	460	68	297	2047	73.1
1998-99	Tech	27	732-	1675	.437	125-	339	.369	446-	666	.670	1110	41.1	468-	11	366	528	57	246	2035	75.4
	Opp.	27	735-	1764	.417	131-	420	.312	363-	535	.679	1073	39.7	554-	20	440	504	79	274	1964	72.7
1999-00	Tech	31	796-	1931	.412	131-	399	.328	443-	697	.636	1253	40.4	553-	5	459	571	50	335	2166	69.9
	Opp.	31	802-	1879	.427	164-	499	.329	366-	543	.674	1156	37.3	593-		474	594	98	276	2134	68.8
2000-01	Tech	29	793-	1867	.425	64-	217	.295	466-	679	.686	1193	41.1	591-	21	402	524	77	271	2116	73.0
	Opp.	29	757-	1752	.432	149-	422	.353	416-	630	.660	1055	36.4	593-		436	535	106	212	2079	71.7
2001-02	Tech	29	788-	1794	.439	68-	249	.273	407-	628	.648	1245	42.9	513-	21	458	519	91	237	2051	70.7
	Opp.	29	672-	1700	.395	144-	455	.316	367-	552	.665	963	33.2	518-		394	513	84	233	1855	64.0
2002-03	Tech	31	782-	1940	.403	103-	326	.316	450-	685	.657	1329	42.9	518-	8	395	483	123	248	2117	68.3
	Opp.	31	720-	1813	.397	153-	416	.368	351-	551	.637	1094	35.5	559-	7	449	513	101	205	1944	62.7

SEASON COMPARISON

Year		G	FG-	FGA	Pct.	3P-	3PA	Pct.	FT-	FTA	Pct.	Reb.	Avg.	PF-	DQ	A	TO	Blk	S	Pts.	Avg.
2003-04	Tech Opp.	29	676-	1689	.400	111-	373	.298	370-	558	.663	1134	39.1	539-	18	362	474	111	191	1833	63.2
		29	651-	1625	.401	151-	435	.347	401-	593	.676	1031	35.6	474-	7	387	450	86	179	1854	63.9
2004-05	Tech Opp.	27	556-	1541	.361	103-	366	.281	356-	499	.713	1062	39.3	435-	10	248	442	102	212	1571	58.2
		27	566-	1483	.382	126-	430	.293	308-	436	.706	937	34.7	442-	6	328	428	106	190	1566	58.0
2005-06	Tech Opp.	29	675-	1721	.392	116-	366	.317	405-	588	.689	1208	41.7	566-	18	291	548	110	290	1871	64.5
		29	590-	1591	.371	136-	451	.302	430-	624	.689	1005	34.7	513-	12	354	545	95	233	1746	60.2
2006-07	Tech Opp.	33	802-	2011	.399	157-	472	.333	421-	573	.735	1260	38.2	589-	11	406	553	104	382	2182	66.1
		33	704-	1716	.410	136-	469	.290	408-	590	.692	1107	33.5	526-		445	688	133	234	1952	59.2
2007-08	Tech Opp.	32	812-	1960	.414	160-	503	.318	467-	687	.680	1181	36.9	585-	10	396	594	91	456	2251	70.3
		32	703-	1688	.416	135-	458	.295	381-	551	.691	1119	35.0	579-		426	794	103	263	1922	60.1
2008-09	Tech Opp.	32	779-	1892	.412	125-	417	.300	469-	673	.697	1238	38.7	609-	8	400	663	99	434	2152	67.2
		32	661-	1668	.396	106-	395	.268	407-	590	.690	1092	34.1	577-		389	783	123	284	1835	57.3
2009-10	Tech Opp.	33	782-	1930	.405	89-	345	.258	519-	730	.711	1355	41.1	571-	10	487	622	79	351	2172	65.8
		33	695-	1797	.387	144-	507	.284	374-	584	.640	1104	33.5	609-		412	662	119	279	1908	57.8
2010-11	Tech Opp.	35	873-	2064	.423	152-	468	.325	416-	638	.652	1369	39.1	603-	11	510	671	95	406	2314	66.1
		35	731-	1853	.394	154-	508	.303	372-	565	.658	1139	32.5	558-		426	764	146	290	1988	56.8
2011-12	Tech Opp.	35	938-	2128	.441	150-	446	.336	457-	678	.674	1375	39.3	609-	8	556	602	129	389	2483	70.9
		35	776-	1998	.388	127-	489	.260	406-	623	.652	1240	35.4	575-		436	716	135	287	2085	59.6
2012-13	Tech Opp.	30	766-	2007	.382	137-	473	.290	359-	562	.639	1274	42.5	630-	20	378	559	94	326	2028	67.6
		30	717-	1738	.413	134-	433	.309	450-	701	.642	1185	39.5	499-		425	615	147	292	2018	67.3
2013-14	Tech Opp.	32	936-	2193	.427	174-	555	.314	503-	751	.670	1409	44.0	711-	25	424	538	117	318	2549	79.7
		32	802-	1963	.409	143-	487	.294	548-	801	.684	1255	39.2	621-		465	610	100	248	2295	71.7
2014-15	Tech Opp.	34	880-	2136	.412	202-	651	.310	480-	658	.729	1431	42.1	593-	21	418	544	129	278	2442	71.8
		34	833-	2061	.404	222-	664	.334	388-	551	.704	1229	36.1	582-		483	540	133	268	2276	66.9
2015-16	Tech Opp.	33	806-	1994	.404	188-	599	.314	475-	639	.743	1270	38.5	642-	14	443	502	87	318	2275	68.9
		33	726-	1810	.401	169-	575	.294	389-	597	.652	1106	33.5	599-		397	573	112	239	2010	60.9
2016-17	Tech Opp.	37	924-	2306	.401	196-	612	.320	498-	808	.616	1494	40.4	784-	23	442	599	125	340	2542	68.7
		37	865-	2198	.394	209-	684	.306	490-	687	.713	1345	36.4	714-		461	645	178	269	2429	65.6
2017-18	Tech Opp.	34	853-	2087	.409	133-	437	.304	455-	702	.648	1343	39.5	6510	7	459	534	132	362	2294	67.5
		34	695-	1791	.388	151-	501	.301	411-	600	.685	1123	33.0	590		376	710	152	242	1952	57.4
2018-19	Tech Opp.	30	761-	1960	.388	165-	545	.303	339-	495	.685	1234	41.1	580	18	375	524	131	316	2026	67.5
		30	687-	1738	.395	186-	623	.299	349-	530	.658	1091	36.4	511		441	583	103	238	1909	63.6
2019-20	Tech Opp.	31	732-	1820	.402	140-	503	.278	313-	467	.670	1170	37.7	454	3	391	414	97	220	1917	61.8
		31	615-	1595	.386	127-	441	.288	269-	424	.634	990	31.9	505		299	526	88	183	1626	52.5
2020-21	Tech Opp.	26	654-	1546	.423	148-	465	.318	250-	369	.678	958	36.8	376	6	364	325	84	158	1706	65.6
		26	613-	1506	.407	133-	396	.336	242-	342	.708	883	34.0	421	8	303	344	78	144	1601	61.6
2021-22	Tech Opp.	32	738-	1821	.405	178-	569	.313	296-	449	.659	1241	38.8	424	6	485	446	141	189	1950	60.9
		32	642-	1787	.359	148-	504	.294	253-	384	.659	1045	32.7	496	10	323	438	82	210	1685	52.7
2022-23	Tech Opp.	30	666-	1762	.378	129-	466	.277	367-	490	.749	1104	36.8	483	2	362	452	207	207	1828	60.9
		30	703-	1772	.397	139-	491	.283	328-	475	.691	1128	37.6	469	3	356	457	86	232	1873	62.4
2023-24	Tech Opp.	33	834-	1998	.417	190-	646	.294	376-	535	.703	1218	36.9	492	3	502	443	59	205	2234	67.7
		33	850-	2027	.419	191-	613	.312	319-	466	.685	1226	37.2	500	7	452	462	118	224	2210	67.0
2024-25	Tech Opp.	33	959-	2185	.439	258-	815	.317	334-	446	.749	1289	39.1	456	1	579	392	81	253	2510	76.1
		33	841-	2001	.420	171-	578	.296	278-	377	.737	1136	34.4	449	6	446	501	78	187	2133	64.6

THE LAST TIME...

The Last Time (Team)

Tech scored 100 points in a game:	100 vs. Pittsburgh, December 29, 2024
Tech scored 100 points in an ACC game:	100 vs. Pittsburgh, December 29, 2024
A Tech opponent scored 100 points:	105 vs. Virginia Tech, Jan. 9, 2025 (2 OT)
Tech scored 60-69 points in a half:	60 vs. Morgan State, Nov. 16, 2014
Tech scored 70+ points in a half:	70 vs. Presbyterian (2nd half), Dec. 2, 1985
Tech won an overtime game:	at Miami (71-66), March 3, 2024
Tech lost an overtime game:	vs. Virginia Tech, Jan. 9, 2025 (2 OT)
Tech played a double overtime game:	vs. Virginia Tech, Jan. 9, 2025 (2 OT)
Tech played a triple overtime game:	vs. Michigan (89-79), April 1, 2017
Tech shot 70 percent for a half:	82.4 (14-17) at Houston, Nov. 9, 2018
Tech shot 80 percent for a half:	82.4 (14-17) at Clemson, Jan. 30, 2022
Tech shot 60 percent from the field in a game:	61.7 (37-60) vs. Florida A&M, Dec. 1, 2024
Tech shot 90 percent from the free throw line in a game (min. 10 att.):	90.9 (10-11), vs. NC State, March 7, 2025
Tech shot less than 40 percent from the field in a game:	31.7 (20-63) vs. Richmond, March 21, 2025
Tech shot less than 30 percent from the field in a half:	28.6 (10-35) vs. Duke, Jan. 26, 2025
Tech shot less than 50 percent from the free throw line in a game:	45.5 (5-11) vs. Richmond, March 21, 2025
Opponent shot less than 50 percent from the free throw line in a game:	37.6 (6-16) at Miami, March 3, 2024
Tech did not make a 3-point field goal:	vs. Virginia, Jan. 28, 2018
Tech held an opponent under 30 percent shooting:	25.8 (16-62) vs. Louisiana Monroe, Dec. 11, 2024
An opponent shot 60 percent:	61.4 (35-57) at Stanford, March 2, 2025
Tech attempted 50 free throws:	51 (made 34) vs. Alabama State, Nov. 24, 2015
Tech made 40 free throws:	Never
Tech defeated a top-10 opponent:	No. 3/2 vs. UConn, 57-44, Dec. 9, 2021
Tech defeated a top-25 opponent:	No. 23 Nebraska, 72-61, Dec. 21, 2024
Tech defeated a top-25 opponent on the road:	No. 14 North Carolina, 82-76, Dec. 15, 2024


The Last Time (Player)

A player scored 40+ points:	Niesha Butler (40) vs. Florida State, Jan. 2, 1999
A player scored 35-39 points:	Kara Dunn (39) vs. Georgia State, Dec. 10, 2023
A player scored 30-34 points:	Tonie Morgan (31) at Stanford, March 2, 2025
Two players scored 20+/same game:	Kara Dunn (21) & Tonie Morgan (21) vs. NC State, March 7, 2025
Three players scored 20+/same game:	Alex Montgomery (26), Janie Mitchell (20) and Iasia Hemingway (20) vs. Maryland, Jan. 20, 2008
Four players scored 20+/same game:	Never
A player had back-to-back 30+ point games:	Carla Munnion (34) vs. Manhattan, Jan. 23, 1995, and (35) vs. Chattanooga, Dec. 13, 1995
A player had 20+ rebounds:	Lorela Cubaj (20) at Purdue, Dec. 1, 2021
A player had 15-19 rebounds:	Tonie Morgan (15) vs. Syracuse, Jan. 19, 2023
Two players had a double-double:	K. Blackshear (10 pts, 10 rebs) and T. Morgan (11 pts, 11 assists) at Virginia, Jan. 23, 2025
Two players had double-figure rebounds in the same game:	Dunn (12 rebs) and Blackshear (10 rebs) vs. Oregon, Nov. 25, 2024
Three players had double-figure rebounds in the same game:	Roddreka Rogers (12), Katarina Vuckovic (12) and Zaire O'Neil (11), NC State, Feb. 12, 2015
One player had a double-double (Pts and Ast):	Tonie Morgan (11 pts, 11 assts) at Virginia, Jan. 23, 2025
One player had a double-double (Pts and Steals):	Dawnn Maye (23 pts, 10 steals) vs. Marquette, Nov. 18, 2012
A player had a double-double in consecutive games:	Tonie Morgan - vs. Clemson, Jan. 19, 2024 (14 assts, 12 pts, 12 rebs) at Virginia, Jan. 23, 2025 (11 assts, 11 pts)
A player had a triple-double (Pts, Reb, Asst.):	Tonie Morgan (14 asst, 12 reb, 12 pts) vs. Clemson, Jan. 19, 2025
A player had 20 points and 20 rebounds in the same game:	Kisha Ford (21 pts, 21 reb) vs. Mercer, Nov. 25, 1996
A player had 10-14 assists in a game:	Tonie Morgan (11) at Virginia, Jan. 23, 2025
A player had 15+ assists in a game:	Nina Bärlin (17) vs. Virginia, Jan. 10, 2002
A player had 10+ assists in three consecutive games:	Nina Bärlin (11) vs. E. Washington, Nov. 24, 2001, (14) vs. Arkansas St., Dec. 1, 2001, (11) vs. Southern, Dec. 2, 2001, (13) vs. Florida State, Dec. 5, 2001
A player topped the team in scoring, rebounds, and assists for a game:	Tonie Morgan, 21 pts, 11 reb, 5 ast vs. NC State, March 7, 2025
A player played every minute of a game:	Kara Dunn vs. NC State, March 7, 2025
A player had five blocked shots in a game:	Lorela Cubaj (5) at Clemson, Jan. 7, 2021
A player had five blocked shots in back-to-back games:	Zaire O'Neil (5) vs. Syracuse, Feb. 8, 2015 (6) vs. NC State, Feb. 12, 2015
A player had 10+ steals in a game:	Dawnn Maye (10) vs. Marquette, Nov. 18, 2012

1,000 POINT SCORERS



Tyaunna Marshall
131 Games • 16.3 ppg
2010-2014 • 2,129 points (1st)



Kisha Ford
109 Games • 17.9 ppg
1994-97 • 1,955 points (2nd)




Karen Lounsbury
119 Games • 14.6 ppg
1989-92 • 1,743 points (3rd)



Dolores Bootz
91 Games • 18.9 ppg
1985-88 • 1,723 points (4th)




Carla Munnion
112 Games • 14.9 ppg
1995-98 • 1,671 points (5th)



Francesca Pan
128 Games • 12.8 ppg
2017-20 • 1,638 points (6th)



Chioma Nnamaka
120 Games • 13.3 ppg
2005-08 • 1,593 points (7th)



Alex Montgomery
124 Games • 12.6 ppg
2008-11 • 1,565 points (8th)



Joyce Pierce
83 Games • 18.8 ppg
1991-93 • 1,557 points (9th)



Aaliyah Whiteside
127 Games • 12.4 ppg
2012-16 • 1,580 points (10th)



Janie Mitchell
117 Games • 12.2 ppg
2005-08 • 1,422 points (T-11th)



Kate Brandt
107 Games • 13.3 ppg
1981-84 • 1,422 points (T-11th)



Sasha Goodlett
134 Games • 10.2 ppg
2009-12 • 1,364 points (13th)



Fallon Stokes
117 Games • 11.6 ppg
2001-04 • 1,363 points (14th)




Zaire O'Neil
126 Games • 10.6 ppg
2014-18 • 1,331 points (15th)



Stephanie Higgs
114 Games • 11.5 ppg
2004-07 • 1,315 points (16th)



LeeAnn Woodhull
96 Games • 13.6 ppg
1980-83 • 1,302 points (17th)



Lorela Cubaj
153 Games • 8.5 ppg
2017-22 • 1,293 points (18th)



Devony Caldwell
118 Games • 10.7 ppg
1990-93 • 1,265 points (19th)




Tonie Morgan
96 Games • 13.1 ppg
2022-25 • 1,261 points (20th)



Sonja Mallory
114 Games • 11.0 ppg
2000-03 • 1,254 points (21st)



Kaela Davis
66 Games • 18.9 ppg
2014-15 • 1,246 points (22nd)



Ida Neal
109 Games • 11.3 ppg
1986-89 • 1,235 points (23rd)



Marielle Walker
100 Games • 12.3 ppg
1985-88 • 1,230 points (24th)

1,000 POINT SCORERS




Milli Martinez
116 Games • 10.0 ppg
1999-02 • 1,158 points (25th)



Lotta-Maj Lahtinen
118 Games • 9.7 ppg
2018-22 • 1,150 points (26th)



Kara Dunn
91 Games • 13.1 ppg
2022-25 • 1,191 points (27th)



Aimee Weiss
114 Games • 9.6 ppg
1990-93 • 1,089 points (T-28th)



Tory Ehle
109 Games • 10.0 ppg
1984-87 • 1,089 points (T-28th)



Bonnie Tate
75 Games • 14.5 ppg
1977-79 • 1,088 points (30th)



Kierra Fletcher
113 Games • 9.6 ppg
2017-21 • 1,087 points (31st)



Kenya Williams
104 Games • 10.3 ppg
1996-99 • 1,076 points (32nd)



Niesha Butler
65 Games • 16.3 ppg
1999-02 • 1,059 points (33rd)



Cindy Cochran
106 Games • 9.8 ppg
1982-85 • 1,042 points (34th)



Sydney Wallace
106 Games • 9.4 ppg
2011-14 • 1,001 points (T-35th)



Brigitte Ardossi
130 Games • 7.7 ppg
2007-10 • 1,001 points (T-35th)

NCAA TOURNAMENT RECORDS

INDIVIDUAL RECORDS

POINTS

32	Sydney Wallace vs. Baylor, 3/24/12 (Sweet 16 at Des Moines, IA)
28	Sydney Wallace vs. Sacred Heart, 3/18/12 (First Round at Chapel Hill, NC)
27	Stephanie Higgs vs. Purdue, 3/19/07 (Second Round at Minneapolis, Minn.)
26	Brigitte Ardossi vs. UALR, 3/21/10 (First Round at Norman, OK)

REBOUNDS

15	Joyce Pierce vs. Northwestern, 3/17/93 (First Round at Evanston, IL)
13	Alex Montgomery vs. UALR, 3/21/10 (First Round at Norman, OK)
13	Sasha Goodlett vs. Iowa, 3/22/09 (Second Round at Iowa City, IA)
12	Lorela Cubaj vs. West Virginia, 3/23/21 (Second Round at San Antonio, Texas)
11	six times (MR: Lorela Cubaj vs. Kansas, 3/18/22; First Round at Stanford, Calif.)

ASSISTS

6	Metra Walhour vs. Georgetown, 3/20/12 (Second Round at Chapel Hill, N.C.)
5	Tonie Morgan vs. Richmond, 3/21/25 (First Round at UCLA, Calif.)
5	Lotta-Maj Lahtinen vs. South Carolina, 3/28/21 (Sweet 16 at San Antonio, Texas)
5	Dawnn Maye vs. Georgetown, 3/20/12 (Second Round at Chapel Hill, N.C.)
4	nine times (MR: Lotta-Maj Lahtinen vs. Kansas, 3/18/22; First Round in Stanford, Calif.)

BLOCKS

4	Lorela Cubaj vs. Stephen F. Austin, 3/21/21 (First Round at San Antonio, Texas)
3	Nerea Hermosa vs. Kansas, 3/18/22 (First Round at Stanford, Calif.)
3	Jacqua Williams vs. DePaul, 3/17/07 (First Round at Minneapolis, Minn.)
2	eight times (MR: Kierra Fletcher vs. West Virginia, 3/23/21; Round of 32 in San Antonio, Texas)

STEALS

6	Jill Ingram vs. Iowa State, 3/22/08 (First Round at Des Moines, IA)
6	Jacqua Williams vs. DePaul, 3/17/07 (First Round at Minneapolis, Minn.)
5	three times (MR: Dawnn Maye, vs. LSU 3/23/14; First Round at Baton Rouge, La.)

FIELD GOALS MADE

12	Sydney Wallace vs. Baylor, 3/24/12 (Sweet 16 at Des Moines, IA)
11	Sydney Wallace vs. Sacred Heart, 3/18/12 (First Round at Chapel Hill, NC)
10	Lorela Cubaj vs. West Virginia, 3/23/21 (Second Round at San Antonio, Texas)
10	Brigitte Ardossi vs. UALR, 3/21/10 (First Round at Norman, OK)
9	three times (MR: Tyaunna Marshall and Sydney Wallace vs. LSU, 3/23/14; First Round at Baton Rouge, La.)

FIELD GOALS ATTEMPTED

22	Sydney Wallace vs. LSU, 3/23/14 (First Round at Baton Rouge, La.)
22	Sydney Wallace vs. Baylor, 3/24/12 (Sweet 16 at Des Moines, IA)
22	Brigitte Ardossi vs. UALR, 3/21/10 (First Round at Norman, OK)
21	two times (MR: Stephanie Higgs vs. Purdue, 3/19/07 at (Second Round at Minneapolis, Minn.)

FIELD GOAL PERCENTAGE
(MIN. 6 ATTEMPTS)

.846 (11-13)	Sydney Wallace vs. Sacred Heart, 3/18/12 (First Round at Chapel Hill, NC)
.750 (6-8)	Sasha Goodlett vs. Georgetown, 3/20/12 (Second Round at Chapel Hill, N.C.)
.728 (8-11)	Digna Strautmene vs. Kansas, 3/18/22 (First Round at Stanford, Calif)
.667 (8-12)	Jill Ingram vs. Iowa State, 3/22/08 (First Round at Des Moines, IA)
.589 (10-17)	Lorela Cubaj vs. West Virginia, 3/23/21 (Second Round at San Antonio, Texas)
.571 (8-14)	Lotta-Maj Lahtinen vs. South Carolina, 3/28/21 (Sweet 16 at San Antonio, Texas)
.563 (9-16)	Kierra Fletcher vs. West Virginia, 3/23/21 (Second Round at San Antonio, Texas)
.545 (12-22)	Sydney Wallace vs. Baylor, 3/24/12 (Sweet 16 at Des Moines, IA)

THREE-POINT FIELD GOALS MADE

8	Sydney Wallace vs. Baylor, 3/24/12 (Sweet 16 at Des Moines, IA)
6	Sydney Wallace vs. Sacred Heart, 3/18/12 (First Round at Chapel Hill, NC)
5	Sydney Wallace vs. Georgetown, 3/20/12 (Second Round at Chapel Hill, N.C.)
5	Jill Ingram vs. Iowa State, 3/22/08 (First Round, Des Moines, IA)

THREE-POINT FIELD GOALS ATTEMPTED

14	Sydney Wallace vs. Georgetown, 3/20/12 (Second Round at Chapel Hill, N.C.)
13	Sydney Wallace vs. LSU, 3/23/14 (First Round at Baton Rouge, La.)
12	Sydney Wallace vs. Baylor, 3/24/12 (Sweet 16 at Des Moines, IA)
11	two times (MR: Alex Montgomery vs. Ohio State, 3/21/11; Second Round at Columbus, Ohio)

THREE-POINT FIELD GOAL PERCENTAGE
(MIN. 3 ATTEMPTS)

.750 (6-8)	Sydney Wallace vs. Sacred Heart, 3/18/12 (First Round at Chapel Hill, NC)
.667 (8-12)	Sydney Wallace vs. Baylor, 3/24/12 (Sweet 16 at Des Moines, IA)
.556 (5-9)	Jill Ingram vs. Iowa State, 3/22/08 (First Round at Des Moines, IA)
.500 (2-4)	Digna Strautmene vs. Kansas, 3/18/22 (First Round at Stanford, Calif)
.500 (2-4)	Lotta-Maj Lahtinen vs. South Carolina, 3/28/21 (Sweet 16 at San Antonio, Texas)
.500 (2-4)	Loyal McQueen vs. South Carolina, 3/28/21 (Sweet 16 at San Antonio, Texas)
.444 (4-9)	Lotta-Maj Lahtinen vs. West Virginia, 3/23/21 (Second Round at San Antonio, Texas)
.429 (3-7)	Chioma Nnamaka vs. Purdue, 3/19/07 (Second Round at Minneapolis, Minn.)

FREE THROWS MADE

9	Fallon Stokes vs. Virginia Tech, 3/22/03 (First Round at West Lafayette, Ind.)
8	Sasha Goodlett vs. Oklahoma, 3/24/09 (Second Round at Iowa City, IA)
8	Stephanie Higgs vs. Purdue, 3/19/07 (Second Round at Minneapolis, Minn.)
6	two times (MR: Kaela Davis vs. LSU, 3/23/14 First Round at Baton Rouge, La.)

FREE THROWS ATTEMPTED

10	Fallon Stokes vs. Virginia Tech, 3/22/03 (First Round at West Lafayette, Ind.)
10	Sasha Goodlett vs. Oklahoma, 3/24/09 (Second Round at Iowa City, IA)
9	Stephanie Higgs vs. Purdue, 3/19/07 (Second Round at Minneapolis, Minn.)
7	two times (MR: Sasha Goodlett vs. Georgetown, 3/20/12 (Second Round at Chapel Hill, N.C.)

FREE THROW PERCENTAGE (MIN. 7 MADE)

.900 (9-10)	Fallon Stokes vs. Virginia Tech, 3/22/03 (First Round at West Lafayette, Ind.)
-------------	---

.889 (8-9)	Stephanie Higgs vs. Purdue, 3/19/07 (Second Round at Minneapolis, Minn.)
.800 (8-10)	Sasha Goodlett vs. Georgetown, 3/20/12 (Second Round at Chapel Hill, N.C.)

TEAM RECORDS

MOST POINTS (GAME)

78	vs. LSU, 3/23/14 (First Round at Baton Rouge, La.)
76	vs. Georgetown, 3/20/12 (Second Round at Chapel Hill, N.C.)
76	vs. Sacred Heart, 3/18/14 (First Round at Chapel Hill, N.C.)
76	vs. Iowa, 3/22/09 (First Round at Iowa City, IA)

MOST POINTS (ONE HALF)

44 (1st)	vs. LSU, 3/23/14 (First Round at Baton Rouge, La.)
42 (2nd)	vs. Baylor, 3/24/12 (Sweet 16 at Des Moines, IA)
40 (2nd)	vs. Sacred Heart, 3/18/12 (First Round at Chapel Hill, NC)
40 (2nd)	vs. Iowa, 3/22/09 (Second Round at Iowa City, IA)

FEWEST POINTS (GAME)

49	vs. Richmond, 3/21/25 (First Round at UCLA, Calif.)
50	vs. Oklahoma, 3/24/09 (Second Round at Iowa City, IA)
53	vs. UALR, 3/21/10 (First Round at Norman, OK)
54	vs. Stephen F. Austin, 3/21/21 (First Round at San Antonio, Texas)
55	vs. Iowa State, 3/22/08 (First Round at Des Moines, IA)
55	vs. DePaul, 3/17/07 (First Round at Minneapolis, Minn.)

FEWEST POINTS (ONE HALF)

17 (1st)	vs. Stephen F. Austin, 3/21/21 (First Round at San Antonio, Texas)
20 (2nd)	vs. DePaul, 3/17/07 (First Round at Minneapolis, Minn.)
21 (2nd)	vs. Oklahoma, 3/24/09 (Second Round at Iowa City, IA)
23 (1st)	vs. Richmond, 3/21/25 (First Round at UCLA, Calif.)
24 (1st)	vs. Iowa State, 3/22/08 (First Round at Des Moines, IA)
26 (2nd)	vs. Richmond, 3/21/25 (First Round at UCLA, Calif.)
26 (1st)	two times (MR: vs. Baylor, 3/24/12 (Sweet 16 at Des Moines, IA)

REBOUNDS

50	vs. Northwestern, 3/17/93 (First Round at Evanston, IL)
44	vs. Stephen F. Austin, 3/21/21 (First Round at San Antonio, Texas)
44	vs. Baylor, 3/24/12 (Sweet 16 at Des Moines, IA)
43	vs. Iowa, 3/22/09 (Second Round at Iowa City, IA)
39	two times (MR: vs. Georgetown, 3/20/12 (Second Round at Chapel Hill, N.C.)

ASSISTS

20	vs. Georgetown, 3/20/12 (Second Round at Chapel Hill, N.C.)
14	Richmond, 3/21/25 (First Round at UCLA, Calif)
14	vs. Baylor, 3/24/12 (Sweet 16 at Des Moines, IA)
14	vs. DePaul, 3/17/07 (First Round at Minneapolis, Minn.)
13	three times (MR: vs. Sacred Heart, 3/18/12 (First Round at Chapel Hill, NC)

BLOCKS

6	vs. Kansas, 3/18/22 (First Round at Stanford, Calif)
6	vs. Stephen F. Austin, 3/21/21 (First Round at San Antonio, Texas)
6	vs. DePaul, 3/17/07 (First Round at Minneapolis, Minn.)
5	vs. LSU, 3/23/14 (First Round at Baton Rouge, La.)
4	vs. West Virginia, 3/23/21 (Second Round at San Antonio, Texas)
4	vs. UALR, 3/21/10 (First Round at Norman, OK)
4	vs. Northwestern, 3/17/93 (First Round at Evanston, IL)

STEALS

14	vs. LSU, 3/23/14 (First Round at Baton Rouge, La.)
14	vs. Ohio State, 3/21/11; Second Round at Columbus, Ohio)
14	vs. Purdue, 3/19/07 at (Second Round at Minneapolis, Minn.)
14	vs. DePaul, 3/17/07 (First Round at Minneapolis, Minn.)
13	vs. Bowling Green, 3/19/11 (First Round at Columbus, Ohio)

NCAA TOURNAMENT RECORDS

FIELD GOALS MADE

30	vs. LSU, 3/23/14 (First Round at Baton Rouge, La.)
30	vs. Iowa, 3/22/09 (Second Round at Iowa City, IA)
29	vs. West Virginia, 3/23/21 (Second Round at San Antonio, Texas)
28	vs. Georgetown, 3/20/12 (Second Round at Chapel Hill, N.C.)
28	vs. Ohio State, 3/21/11 (Second Round at Columbus, Ohio)

FIELD GOALS ATTEMPTED

87	vs. Northwestern, 3/17/93 (First Round at Evanston, IL)
76	vs. LSU, 3/23/14 (First Round at Baton Rouge, La.)
72	vs. Ohio State, 3/21/11 (Second Round at Columbus, Ohio)
70	vs. Baylor, 3/24/12 (Sweet 16 at Des Moines, IA)

FIELD GOAL PERCENTAGE (MIN. 20 MADE)

.529 (27-51)	vs. Sacred Heart, 3/18/12 (First Round at Chapel Hill, NC)
.518 (29-56)	vs. West Virginia, 3/23/21 (Second Round at San Antonio, Texas)
.500 (28-56)	vs. Georgetown, 3/20/12 (Second Round at Chapel Hill, N.C.)
.466 (27-58)	vs. Bowling Green, 3/19/11 (First Round at Columbus, Ohio)
.458 (27-59)	vs. South Carolina, 3/28/21 (Sweet 16 at San Antonio, Texas)
.448 (30-67)	vs. Iowa, 3/22/09 (Second Round at Iowa City IA)

THREE-POINT FIELD GOALS MADE

10	vs. Baylor, 3/24/12 (Sweet 16 at Des Moines, IA)
8	vs. Georgetown, 3/20/12 (Second Round at Chapel Hill, N.C.)
8	vs. Sacred Heart, 3/18/12 (First Round at Chapel Hill, NC)
7	vs. Kansas, 3/18/22 (First Round at Stanford, Calif)
7	vs. Iowa State, 3/22/08 (First Round at Des Moines, IA)

THREE-POINT FIELD GOALS ATTEMPTED

28	vs. Iowa State, 3/22/08 (First Round at Des Moines, IA)
23	vs. Richmond, 3/21/25 (First Round at UCLA, Calif.)
23	vs. Georgetown, 3/20/12 (Second Round at Chapel Hill, N.C.)
22	vs. LSU, 3/23/14 (First Round at Baton Rouge, La.)
22	vs. Purdue, 3/19/07 at (Second Round at Minneapolis, Minn.)

THREE-POINT FIELD GOAL PERCENTAGE (MIN. 5 MADE)

.667 (8-12)	vs. Sacred Heart, 3/18/12 (First Round at Chapel Hill, NC)
.526 (10-19)	vs. Baylor, 3/24/12 (Sweet 16 at Des Moines, IA)
.500 (6-12)	vs. South Carolina, 3/28/21 (Sweet 16 at San Antonio, Texas)
.429 (6-14)	vs. West Virginia, 3/23/21 (Second Round at San Antonio, Texas)
.353 (6-17)	vs. Purdue, 3/19/07 at (Second Round at Minneapolis, Minn.)
.348 (8-23)	vs. Georgetown, 3/20/12 (Second Round at Chapel Hill, N.C.)

FREE THROWS MADE

15	vs. Oklahoma, 3/24/09 (Second Round at Iowa City, IA)
15	vs. Purdue, 3/19/07 at (Second Round at Minneapolis, Minn.)
14	three times (MR: vs. LSU, 3/23/14 (First Round at Baton Rouge, La.)

FREE THROWS ATTEMPTED

21	vs. Iowa, 3/22/09 (Second Round at Iowa City, IA)
20	vs. Oklahoma, 3/24/09 (Second Round at Iowa City, IA)
19	three times (MR: vs. Georgetown, 3/20/12 (Second Round at Chapel Hill, N.C.)

FREE THROW PERCENTAGE (MIN. 14 MADE)

.824 (14-17)	vs. LSU, 3/23/14 (First Round at Baton Rouge, La.)
.789 (15-19)	vs. Purdue, 3/19/07 at (Second Round at Minneapolis, Minn.)

.750 (15-20)	vs. Oklahoma, 3/24/09 (Second Round at Iowa City, IA)
.737 (14-19)	vs. Sacred Heart, 3/18/12 (First Round at Chapel Hill, NC)

OPPONENT RECORDS

MOST POINTS (INDIVIDUAL)

35	Britney Griner (Baylor), 3/24/12 (Sweet 16 at Des Moines, IA)
----	---

MOST POINTS (TEAM GAME)

98	LSU, 3/23/14 (First Round at Baton Rouge, La.)
----	--

MOST POINTS (TEAM, ONE HALF)

51	LSU, 3/23/14 (First Round at Baton Rouge, La.)
----	--

FEWEST POINTS (TEAM, GAME)

50	Sacred Heart, DePaul, 3/18/12 (First Round at Chapel Hill, N.C.)
----	--

FEWEST POINTS (TEAM, ONE HALF)

14	vs. Stephen F. Austin, 3/21/21 (First Round at San Antonio, Texas)
16	DePaul, 3/17/07 (First Round at Minneapolis, Minn.)

MOST REBOUNDS (INDIVIDUAL)

17	Danielle Ballard (LSU), 3/23/14 (First Round at Baton Rouge, La.)
----	---

MOST REBOUNDS (TEAM)

57	LSU, 3/23/14 (First Round at Baton Rouge, La.)
----	--

MOST ASSISTS (INDIVIDUAL)

11	Nancy Kennelly (Northwestern), 3/17/93 (First Round at Evanston, IL.)
----	---

MOST ASSISTS (TEAM)

22	Northwestern, 3/17/93 (First Round at Evanston, IL.)
----	--

MOST BLOCKS (INDIVIDUAL)

6	three times, (MR: Shanece McKinney, LSU), 3/23/14 (First Round at Baton Rouge, La.)
---	---

MOST BLOCKS (TEAM)

10	Baylor, 3/24/12 (Sweet 16 at Des Moines, IA)
----	--

MOST STEALS (INDIVIDUAL)

4	twice, (MR: Samantha Prahalis) (Ohio State), 3/21/11 (Second Round at Columbus, OH)
---	---

MOST STEALS (TEAM)

11	UALR, 3/21/10 (First Round at Norman, Okla.)
----	--

MOST FIELD GOALS MADE (INDIVIDUAL)

13	Britney Griner (Baylor), 3/24/12 (Sweet 16 at Des Moines, IA)
----	---

MOST FIELD GOALS MADE (TEAM)

35	LSU, 3/23/14 (First Round at Baton Rouge, La.)
----	--

FEWEST FIELD GOALS MADE (TEAM)

18	vs. Stephen F. Austin, 3/21/21 (First Round at San Antonio, Texas)
20	five times, (MR: Sacred Heart), 3/18/12 (First Round at Chapel Hill, N.C.)

MOST FIELD GOALS ATTEMPTED (INDIVIDUAL)

19	Sugar Rodgers (Georgetown), 3/20/12 (Second Round at Chapel Hill, N.C.)
----	---

MOST FIELD GOALS ATTEMPTED (TEAM)

70	LSU, 3/23/14 (First Round at Baton Rouge, La.)
----	--

FEWEST FIELD GOALS ATTEMPTED (TEAM)

42	twice, (MR: Ohio State), 3/21/11 (Second Round at Columbus, OH)
----	---

HIGHEST FIELD GOAL PERCENTAGE (INDIVIDUAL - MIN. 6 MADE)

.900 (9-10)	twice, (MR: Destiny Williams) (Baylor), 3/24/12 (Sweet 16 at Des Moines, IA)
-------------	--

HIGHEST FIELD GOAL PERCENTAGE (TEAM - MIN. 20 MADE)

.600 (30-50)	Northwestern, 3/17/93 (First Round at Evanston, IL.)
--------------	--

LOWEST FIELD GOAL PERCENTAGE (TEAM)

.286 (18-63)	vs. Stephen F. Austin, 3/21/21 (First Round at San Antonio, Texas)
.338 (23-68)	Georgetown, 3/20/12 (Second Round at Chapel Hill, N.C.)

MOST THREE-POINT FIELD GOALS MADE (INDIVIDUAL)

5	Maggie Doogan (Richmond), 3/21/25 (First Round at UCLA, Calif.)
5	Zia Cooke (South Carolina), 3/28/21 (Sweet 16 at San Antonio, Texas)
5	Kelsey Bolte (Iowa State), 3/22/08 (First Round at Des Moines, IA)

MOST THREE-POINT FIELD GOALS MADE (TEAM)

9	Richmond, 3/21/25 (First Round at UCLA, Calif.)
9	Iowa State, 3/22/08 (First Round at Des Moines, IA)

FEWEST THREE-POINT FIELD GOALS MADE (TEAM)

1	Baylor, 3/24/14 (Sweet 16 at Des Moines, IA)
---	--

MOST THREE-POINT FIELD GOALS ATTEMPTED (INDIVIDUAL)

8	Maggie Doogan (Richmond), 3/21/25 (First Round at UCLA, Calif.)
8	twice, (MR: Sugar Rodgers) (Georgetown), 3/20/12 (Second Round at Chapel Hill, N.C.)

MOST THREE-POINT FIELD GOALS ATTEMPTED (TEAM)

24	Iowa State, 3/22/08 (First Round at Des Moines, IA)
----	---

FEWEST THREE-POINT FIELD GOALS ATTEMPTED (TEAM)

6	twice, (MR: Baylor), 3/24/12 (Sweet 16 at Des Moines, IA)
---	---

HIGHEST THREE-POINT FIELD GOAL PERCENTAGE (INDIVIDUAL - MIN. 3 MADE)

1.000 (3-3)	DaShawn Harden (LSU), 3/23/14 (First Round at Baton Rouge, La.)
-------------	---

NCAA TOURNAMENT RECORDS

HIGHEST THREE-POINT FIELD GOAL

PERCENTAGE (TEAM - MIN. 5 MADE)

.571 (8-14) South Carolina, 3/28/21
(Sweet 16 at San Antonio, Texas)
.545 (6-11) Purdue, 3/19/07
(Second Round at Minneapolis, Minn)

LOWEST THREE-POINT FIELD GOAL

PERCENTAGE (TEAM)

.167 (1-6) Baylor 3/24/12
(Sweet 16 at Des Moines, IA)

MOST FREE THROWS MADE (INDIVIDUAL)

12 Maureen Holohan, 3/17/93
(First Round at Evanston, IL.)

MOST FREE THROWS MADE (TEAM)

27 Northwestern, 3/17/93
(First Round at Evanston, IL.)

FEWEST FREE THROWS MADE (TEAM)

5 Richmond, 3/21/25
(First Round at UCLA, Calif.)
5 Sacred Heart, 3/18/12
(First Round at Chapel Hill, N.C.)

MOST FREE THROWS ATTEMPTED (INDIVIDUAL)

18 Maureen Holohan, 3/17/93
(First Round at Evanston, IL.)

MOST FREE THROWS ATTEMPTED (TEAM)

39 Northwestern, 3/17/93
(First Round at Evanston, IL.)

FEWEST FREE THROWS ATTEMPTED (TEAM)

6 Richmond, 3/21/25
(First Round at UCLA, Calif.)
6 South Carolina, 3/28/21
(Sweet 16 at San Antonio, Texas)
6 Virginia Tech, 3/22/03
(First Round at West Lafayette, IN)

HIGHEST FREE THROW PERCENTAGE (INDIVIDUAL - MIN. 6 MADE)

1.000 (9-9) three times, (MR: Lauren Prochaska)
(Bowling Green), 3/19/11
(First Round at Columbus, OH)

HIGHEST FREE THROW PERCENTAGE (TEAM - MIN. 15 MADE)

.889 (16-18) Bowling Green, 3/19/11
(First Round at Columbus, OH)

LOWEST FREE THROW PERCENTAGE (TEAM)

.455 (5-11) Sacred Heart, 3/18/12
(First Round at Chapel Hill, N.C.)

NCAA TOURNAMENT BOX SCORES

'08 Iowa State
Georgia Tech
March 22, 2008 | Wells Fargo Arena (Des Moines, IA)58
55Official Basketball Box Score - Game Totals - Final Statistics
Georgia Tech vs Iowa State
03-22-08 11 a.m. at Wells Fargo Arena - Des Moines, Iowa

Georgia Tech 55 - 23-10, 7-7 ACC

#	Player	Total		3-Ptr		Rebounds			PF	TP	A TO		Bk	Sl	Min
		FG-FGA	FG-FGA	FT-FTA	FT-FTA	Off	Def	Total							
1	Williams, Jacqua	7-17	2-9	2-4	3 5	8	3	18	3	0	1	3	35		
21	Mitchell, Janie	4-11	0-0	0-0	3 4	7	0	8	3	1	0	0	40		
45	Nnamaka, Chioma	1-5	0-2	0-0	1 1	2	2	2	0	1	0	1	29		
45	Mitchell, Daphne	0-1	0-0	0-0	0 0	0	0	0	0	0	0	0	9		
5	Ingram, Jill	8-12	5-9	0-0	1 2	3	2	21	2	4	0	6	35		
22	Montgomery, Alex	0-9	0-8	0-0	1 2	3	2	0	1	2	0	2	22		
35	Blackmon, Tiffany	0-0	0-0	0-0	0 0	0	1	0	0	0	0	0	1		
34	Herningway, Iasia	0-4	0-0	2-2	1 0	1	3	2	0	0	0	0	10		
35	Ardossi, Brigitte	2-4	0-0	0-0	3 3	6	3	4	0	0	0	0	19		
Team					0 2										
Totals		22-63	7-28	4-6	13 19	32	16	55	9	8	1	12	200		
FG % 1st Half: 10-37		27.0%	2nd half: 12-26	46.2%	Game: 22-63		34.0%	Defensive							
3FG % 1st Half: 1-5		6.7%	2nd half: 4-13	46.2%	Game: 7-28		25.0%	Rebounds							
FT % 1st Half: 3-4		75.0%	2nd half: 1-2	50.0%	Game: 4-6		66.7%	1							

Iowa State 58 - 21-12, 7-9 Big12

#	Player	Total		3-Ptr		Rebounds			PF	TP	A TO		Bk	Sl	Min
		FG-FGA	FG-FGA	FT-FTA	FT-FTA	Off	Def	Total							
11	Bolte, Kelsey	7-13	5-8	0-0	2 5	7	1	19	2	2	0	1	39		
15	Ezell, Heather	1-7	1-5	2-2	0 4	4	1	5	5	3	0	1	37		
32	Nisbett, Amanda	4-6	2-4	1-1	4 8	12	3	11	2	2	1	0	37		
4	Lacey, Alison	2-9	1-6	4-4	0 3	3	2	9	4	5	0	0	34		
44	Anderson, Jocelyn	6-9	0-0	0-1	1 5	6	1	12	2	3	5	0	35		
10	Stuckey, Denae	1-2	0-0	0-0	0 2	2	1	2	0	2	0	0	14		
13	Flozak, Anna	0-1	0-1	0-0	0 0	0	0	0	0	0	0	0	2		
22	Lightbourne, Genesis	0-0	0-0	0-0	0 1	1	0	0	0	1	0	0	2		
Team					1 1	2									
Totals		21-47	9-24	7-8	8 29	37	9	58	15	18	6	2	200		
FG % 1st Half: 8-21		38.1%	2nd half: 13-26	50.0%	Game: 21-47		44.7%	Defensive							
3FG % 1st Half: 2-11		18.2%	2nd half: 6-13	46.2%	Game: 8-24		33.3%	Rebounds							
FT % 1st Half: 2-3		66.7%	2nd half: 5-5	100.0%	Game: 7-8		87.5%	0							

Officials: Don Kanner, Diana DePaul, Tommy Salmons, Lawson Newton SB
Technical fouls: Georgia Tech-None, Iowa State-None.
Attendance: 9358
NCAA 1st Round (Greenhouse Region)
Fouled out: none

Score by period	1st	2nd	Total
Georgia Tech	24	31	55
Iowa State	20	38	58

Points	In	Off	2nd	Final	Break	Break
GT	22	16	15	4	2	2
ISU	34	15	13	4	2	2

'09 Georgia Tech
Iowa
March 22, 2009 | Carver-Hawkeye Arena (Iowa City, IA)76
62Official Basketball Box Score - Game Totals - Final Statistics
Georgia Tech vs Iowa
03-22-09 8:45 p.m. at Carver-Hawkeye Arena - Iowa City, IA

Georgia Tech 76 - 23-9

#	Player	Total		3-Ptr		Rebounds			PF	TP	A TO		Bk	Sl	Min
		FG-FGA	FG-FGA	FT-FTA	FT-FTA	Off	Def	Total							
34	Herningway, Iasia	6-12	0-1	4-7	2 6	8	4	16	3	3	0	2	34		
35	Ardossi, Brigitte	3-6	0-0	5-6	2 7	9	3	11	2	1	0	1	35		
45	Goodlett, Sasha	8-15	0-0	0-0	6 7	13	1	16	0	2	0	1	34		
01	Williams, Jacqua	8-17	2-5	5-6	1 1	2	3	23	3	1	0	2	38		
25	Foster, Deja	3-9	0-0	0-2	2 0	2	5	6	0	2	0	2	26		
02	Bennett, Mo	2-8	0-1	0-0	6 1	7	1	4	1	0	0	2	27		
05	Walshour, Metra	0-0	0-0	0-0	0 0	0	0	0	0	0	0	0	0		
14	Adams, LaQuanishia	0-0	0-0	0-0	0 0	0	2	0	0	0	0	0	2		
32	Regins, Chelsea	0-0	0-0	0-0	0 0	0	2	0	0	0	0	0	4		
Team					0 2	2									
Totals		30-67	2-7	14-21	19 24	43	21	76	9	9	0	10	200		
FG % 1st Half: 17-37		45.9%	2nd half: 13-30	43.3%	Game: 30-67		44.8%	Defensive							
3FG % 1st Half: 1-3		33.3%	2nd half: 1-4	25.0%	Game: 2-7		28.6%	Rebounds							
FT % 1st Half: 1-4		25.0%	2nd half: 13-17	76.5%	Game: 14-21		66.7%	2							

Iowa 62 - 21-11

#	Player	Total		3-Ptr		Rebounds			PF	TP	A TO		Bk	Sl	Min
		FG-FGA	FG-FGA	FT-FTA	FT-FTA	Off	Def	Total							
21	Alexander, Kachine	3-9	0-0	11-14	3 7	10	4	17	3	4	0	3	34		
32	Ausdenore, Wendy	5-8	2-4	0-0	1 2	9	4	12	3	4	0	0	37		
44	Skorby, Megan	2-6	0-0	0-0	1 0	1	2	4	0	1	1	0	21		
02	Wahlin, Kamille	4-9	2-4	4-4	0 5	5	2	14	4	2	0	1	39		
11	Smith, Kristi	3-10	2-7	0-0	0 4	2	8	3	3	3	0	0	40		
31	Draxten, Hannah	0-0	0-0	0-0	1 0	1	0	0	0	1	0	0	5		
45	Hamlin, JoAnn	3-5	0-0	1-3	1 3	4	1	7	1	2	0	0	23		
30	Nyenhu, Lindsey	0-0	0-0	0-0	0 0	0	0	0	0	0	0	0	1		
Team					0 2	2									
Totals		20-47	6-15	16-21	7 23	30	15	62	14	17	1	4	200		
FG % 1st Half: 11-20		55.0%	2nd half: 9-19	47.4%	Game: 20-47		42.8%	Defensive							
3FG % 1st Half: 4-7		57.1%	2nd half: 2-6	25.0%	Game: 6-15		40.0%	Rebounds							
FT % 1st Half: 5-7		71.4%	2nd half: 11-14	78.6%	Game: 16-21		76.2%	1							

Officials: June Dourson, Jesse Dickerson, Greg Small
Technical fouls: Georgia Tech-None, Iowa-None.
Attendance: 5615
NCAA First Round Game
Fouled out: #23 GT 1:57 2nd

Score by period	1st	2nd	Total
Georgia Tech	36	40	76
Iowa	31	31	62

Last FG - GT 2nd-02:44, IOWA 2nd-01:05.

Points	In	Off	2nd	Final	Break	Break
GT	46	21	18	8	4	7
IOWA	32	3	3	8	4	7

Score tied - 3 times.

'09 Oklahoma
Georgia Tech
March 24, 2009 | Carver-Hawkeye Arena (Iowa City, IA)69
50Official Basketball Box Score - Game Totals - Final Statistics
Georgia Tech vs #44 Oklahoma
03/24/09 8:30 p.m. at Carver-Hawkeye Arena - Iowa City, IA

Georgia Tech 69 - 23-9

#	Player	Total		3-Ptr		Rebounds			PF	TP	A TO		Bk	Sl	Min
		FG-FGA	FG-FGA	FT-FTA	Off	Def	Total								
34	Herningway, Iasia	4-12	0-5	2-2	4	2	6	2	10	2	5	1	2	33	
35	Ardossi, Brigitte	5-13	0-0	1-2	3	3	6	3	11	1	1	0	0	33	
45	Goodlett, Sasha	0-6	0-0	8-10	4	3	7	2	8	0	4	1	0	32	
01	Williams, Jacqua	0-9	0-4	1-2	0	1	1	4	1	4	2	0	0	18	
25	Foster, Deja	6-15	0-0	3-4	1	2	3	3	15	2	1	0	1	34	
02	Bennett, Mo	2-6	1-4	0-0	1	1	2	0	3	3	1	0	0	15	
05	Walshour, Metra	0-0	0-0	0-0	0	0	0	3	0	0	0	0	1	24	
12	Turner, Tabitha	0-0	0-0	0-0	0	0	0	0	0	0	0	0	0	1	
32	Regins, Chelsea	0-2	0-0	0-0	1	5	6	1	0	1	0	0	0	10	
Team					4	1	5								
Totals		17-63	1-13	15-20	18	18	36	18	50	13	15	2	4	200	
FG % 1st Half: 12-34		35.3%	2nd half: 5-29	17.2%	Game: 17-63		27.1%	Defensive							
3FG % 1st Half: 1-8		12.5%	2nd half: 0-5	0.0%	Game: 1-13		7.7%	Rebounds							
FT % 1st Half: 4-8		50.0%	2nd half: 11-14	78.6%	Game: 15-20		75.0%								

NCAA TOURNAMENT BOX SCORES

'11 Georgia Tech
Bowling Green
March 19, 2011 | St. Johns Arena (Columbus, Ohio)69
58Official Basketball Box Score - Game Totals - Final Statistics
Bowling Green vs Georgia Tech
3/19/11 11:20 AM ET at St. John Arena, Columbus, Ohio

Bowling Green 58 - 28-5

#	Player	Total		3-Ptr		Rebounds			PF	TP	A	T	Bk	St	Min
		FG-FGA	FG-FGA	FT-FTA	Off	Def	Tot								
04	HENNEGAN, Maggie	1-5	0-0	0-0	0	0	0	3	2	0	3	2	1	23	
24	UHL, Jen	2-2	0-0	0-0	1	2	3	2	4	0	3	0	0	26	
02	PROCHASKA, Lauren	5-16	0-1	9-9	2	3	5	4	19	1	3	0	0	38	
06	PONTIUS, Tracy	4-8	1-3	0-2	0	1	1	2	9	1	6	0	1	37	
21	STEFFEN, Chelsey	5-6	1-2	5-5	1	4	5	1	16	2	3	1	0	37	
11	HALFHILL, Jillian	0-0	0-0	0-0	0	0	0	0	0	0	0	0	0	0+	
14	SLAGLE, Jessica	1-1	0-0	0-0	0	1	1	1	2	0	1	0	0	8	
15	ALBERT, Chelsey	0-0	0-0	0-0	0	1	1	0	0	0	1	0	1	4	
20	PAPENFUS, Allison	0-1	0-0	2-2	1	2	3	1	2	0	3	0	1	8	
42	HAVEL, Danielle	2-4	0-0	0-0	2	1	3	1	4	0	1	0	1	14	
44	ZUERCHER, Kelly	0-0	0-0	0-0	0	0	0	1	0	1	0	0	0	5	
Team															
Totals		20-43	2-6	16-18	9	18	27	16	58	5	25	3	5	200	
FG % 1st Half: 11-22		50.0%		2nd half: 9-21	42.9%		Game: 20-43	46.5%		Overhead		Rebounds			
3FG % 1st Half: 0-2		0.0%		2nd half: 2-4	50.0%		Game: 2-6	33.3%							
FT % 1st Half: 10-10		100.0%		2nd half: 6-8	75.0%		Game: 16-18	88.9%							

Georgia Tech 69 - 24-10

#	Player	Total		3-Ptr		Rebounds			PF	TP	A	TO	Bk	St	Min
		FG-FGA	FG-FGA	FT-FTA	Off	Def	Tot								
32	Regino,Chelsea	f	2-4	0-0	1-1	2	2	4	4	5	1	1	1	0	26
45	Goodlett,Sasha		8-15	0-0	3-3	3	0	3	4	19	2	4	2	2	39
05	Walhour,Metra	g	3-9	0-5	3-4	0	2	2	1	9	3	2	0	2	38
22	Montgomery,Alex		5-13	2-4	2-4	3	8	11	2	14	2	2	0	3	36
23	Foster,Deja	g	1-2	0-0	0-0	1	1	2	4	2	1	4	0	1	20
01	Maye,Dawnn		0-0	0-0	0-0	0	0	0	0	0	0	0	0	0	0+
02	Bennett,Mo		2-2	0-0	2-3	1	1	2	1	6	0	1	0	0	5
03	Taylor,Sharena		0-0	0-0	0-0	0	0	0	0	0	0	0	0	0	0+
10	Hamilton-Carter,D		0-0	0-0	0-0	0	0	0	0	0	0	0	0	0	4
14	Adams,LaQuianisha		1-1	0-0	0-0	1	1	2	1	2	0	0	0	0	6
15	Marshall,Tyanna		5-12	0-0	2-3	4	0	4	1	12	2	2	0	5	34
44	Blain,Jasmine		0-0	0-0	0-0	0	0	0	0	0	0	0	0	0	0+
Team						1	1	2							
Totals			27-58	2-9	13-18	16	16	32	18	69	11	16	3	13	200
FG % 1st Half: 15-31			48.4%	2nd half: 12-27		44.4%	Game: 27-58		46.0%	Overhead					
3FG % 1st Half: 0-5			0.0%	2nd half: 2-4		50.0%	Game: 2-9		22.2%	Rebounds					
FT % 1st Half: 3-4			75.0%	2nd half: 10-14		71.4%	Game: 13-18		72.2%						

Officials: Mark Zentz, Michael McManis, Angela Eubank
Technical fouls: Bowling Green-None, Georgia Tech-None.
Attendance: 3885

Score by period	1st	2nd	Total
Bowling Green	32	26	58
Georgia Tech	33	36	69

Points	In	Off	2nd	Fast	Break	Block
BGSU	32	11	18	4	20	
GT	44	22	18	4	20	

'11 Ohio State
Georgia Tech
March 21, 2011 | St. Johns Arena (Columbus, Ohio)67
60Official Basketball Box Score - Game Totals - Final Statistics
Georgia Tech vs #18/24 Ohio State
3/21/11 7:20 PM ET at St. John Arena, Columbus, Ohio

Georgia Tech 60 - 24-11

#	Player	Total		3-Ptr	Rebounds			PF	TP	A	TO	Bk	St	Min	
		FG-FGA	FG-FGA	FT-FTA	Off	Def	Tot								
32	Regino, Chelsa	r	4-8	0-0	0-0	7	1	8	2	8	1	2	0	2	34
45	Goodlett, Sasha	c	6-12	0-0	0-0	3	3	6	3	12	1	4	0	1	34
05	Walhour, Metra	g	6-16	1-5	2-2	1	1	2	5	15	3	2	0	4	40+
22	Montgomery, Alex	g	3-15	1-11	0-0	0	9	9	2	7	2	1	1	1	37
23	Foster, Deja	g	2-4	0-0	0-0	1	2	3	3	4	2	1	0	2	25
01	Maye, Dawnn		0-1	0-0	0-0	0	0	0	0	0	0	0	0	0	0+
02	Bennett, Mo		1-2	0-0	0-0	0	0	0	1	2	0	1	0	2	6
14	Adams, LaQuanisha		0-1	0-0	0-0	0	0	0	0	0	0	0	0	0	2
15	Marshall, Tyanna		6-13	0-1	0-0	2	0	2	4	12	1	1	0	2	22
Team						4	0	4				1			
Totals			28-72	2-17	2-2	18	16	34	20	60	10	13	1	14	200
FG % 1st Half: 14-32		43.8%		2nd half: 14-40	35.0%		Game: 28-72	38.9%				Overhead		Rebounds	
3FG % 1st Half: 0-5		0.0%		2nd half: 2-12	16.7%		Game: 2-17	11.8%						0	
FT % 1st Half: 2-2		100.0%		2nd half: 0-0	0.0%		Game: 2-2	100.0%							

#18/24 Ohio State 67 - 24-9

		Total		3-Ptr		Rebounds											
#	Player	FG	FGA	FG	FGA	FT	FTA	Off	Def	Total	PF	TP	A	TO	Bk	St	Min
42	Lavender, Jantel	f	10-14	0-0	1-2	1	10	11	2	21	1	3	1	1	1	40	
33	Adams, Ashley	c	4-8	0-0	2-2	1	4	5	1	10	1	1	5	0	0	38	
04	Hill, Tayler	g	3-6	0-2	5-7	1	0	1	0	11	5	5	0	0	40		
21	Prahalis, Samantha	g	5-7	0-2	6-7	0	3	3	4	16	8	6	0	4	38		
40	Johnson, Britany	g	3-6	3-6	0-0	0	3	3	0	9	0	4	0	1	38		
03	Stokes, Amber		0-1	0-0	0-0	0	1	1	1	0	0	1	0	1	6		
Team																	
Totals			25-42	3-10	14-18	5	26	31	8	67	15	21	6	7	200		
FG % 1st Half: 11-20		55.0%		2nd half: 14-22	63.6%		Game: 25-42	58.5%								Overhead	
3FG % 1st Half: 2-8		25.0%		2nd half: 1-4	25.0%		Game: 3-10	30.0%								Rebounds	
FT % 1st Half: 5-7		71.4%		2nd half: 8-11	72.7%		Game: 14-18	77.8%								C	

Officials: Jon Unsworth, G/M, Carlos, Mark Zentz
Technical fouls: Georgia Tech-Regino, Chelsa, #18/24 Ohio State-Lavender, Jantel.
Attendance: 3881

Score by period	1st	2nd	Total
Georgia Tech	30	30	60
#18/24 Ohio State	29	38	67

Points	In	Off	2nd	Fast	Break	Block
GT	38	16	18	2	14	
OSU	40	16	5	0	0	

Last FG - GT 2nd-03:10, OSU 2nd-03:10.
Largest lead - GT by 4 2nd-10:41, OSU by 13 2nd-06:02.
GT led for 1:10, OSU led for 3:18, Game was tied for 03:26.Score tied - 0 times.
Lead changed - 4 times.**'12 Georgia Tech**
Sacred Heart
March 18, 2012 | Carmichael Arena (Chapel Hill, N.C.)76
50Official Basketball Box Score - Game Totals - Final Statistics
Sacred Heart vs Georgia Tech
03/18/12 2:50 PM at Carmichael Arena, Chapel Hill

Sacred Heart 50 - 27-6

#	Player	Total		3-Ptr		Rebounds			PF	TP	A	T	Bk	St	Min
		FG-FGA	FG-FGA	FT-FTA	Off	Def	Tot								
20	Taylor, Callan	1	4-7	0-1	2-6	1	3	4	2	10	2	3	0	1	31
40	Bland, Enjoli		0-0	0-0	0-0	1	0	1	4	0	0	1	0	0	22
01	Norman, Ericka	9	3-10	2-4	0-0	0	4	4	8	7	6	0	3	0	31
30	Washington, Gabriell	9	5-11	1-2	2-4	2	2	4	2	13	3	3	0	2	32
23	Campbell, Alexis	3	2-8	0-5	0-0	1	0	1	4	1	0	0	1	0	23
03	Evans, Kiley		1-1	0-0	0-0	1	0	1	0	2	0	0	0	0	4
5	Shepard, Katie		1-2	1-2	0-0	0	0	0	1	3	1	2	0	0	12
12	Koniszewski, Blair		2-7	1-4	0-0	0	0	0	1	5	0	0	0	0	18
15	Merriman, Morgan		2-5	0-0	1-1	1	4	5	3	5	0	1	0	1	24
21	Iovino, Kris		0-0	0-0	0-0	0	0	0	0	0	1	0	0	0	3
Team						2	5	7			1				
Totals			20-51	5-18	5-11	9	16	25	18	50	15	20	0	10	200
FG % 1st Half: 34.4		33.3%	2nd half: 12-27	33.3%	Game: 20-51	39.2%	Overall: 39.2%								
3Pt % 1st Half: 0.0		0.0%	2nd half: 3-8	37.5%	Game: 5-11	45.5%	Overall: 45.5%								
FT % 1st Half: 33.3		33.3%	2nd half: 2-5	40.0%	Game: 5-11	45.5%	Overall: 45.5%								
							7								

For all the heart and heritage,
storied rivalries and breakout
stars. For all the culture,
competition and unrivaled
coverage year-around.

It's more than the game.
Come for it all.

ACCN
ESPN

COME FOR IT ALL



GT[®]

