



# GEORGIA TECH BASKETBALL 2025-26

ACC Champions 1985, 1990, 1993, 2021 • Final Four 1990, 2004 • 17 NCAA Tournament appearances

## 2025-26 Schedule/Results

OVERALL: 10-6 | ACC: 1-2 | NON-CON: 9-4  
HOME: 10-2 | AWAY: 0-2 | NEUTRAL: 0-2

N3	UMES	ACCNX	W, 56-52 (ot)
N7	BRYANT	ACCNX	W, 74-45
N10	SOUTHEASTERN LOUISIANA	ACCN	W, 70-60
N14	at Georgia	SECN	L, 92-87
N18	GEORGIA SOUTHERN	ACCNX	W, 68-66
N23	WEST GEORGIA	ACCNX	W, 82-66
N28	vs. DePaul+	CBSN	L, 75-61
N29	vs. Drake+	ECC	L, 84-74
D3	MISSISSIPPI STATE!	ACCN	L, 85-73
D6	MONMOUTH	ACCNX	W, 79-67
D16	MARIST	ACCNX	W, 87-76
D20	LAFAYETTE	ACCNX	W, 95-81
D28	FLORIDA A&M	ACCNX	W, 89-65
D31	at No. 6/5 Duke*	ACCN	L, 85-79
J3	BOSTON COLLEGE*	ACCN	W, 65-53
J6	SYRACUSE*	ACCN	L, 82-72
J10	at Miami*	ESPN2	12 pm
J14	PITTSBURGH*	ACCN	7 pm
J17	at NC State*	The CW	12 pm
J24	CLEMSON*	ACCN	12 pm
J27	at Virginia Tech*	ACCN	8 pm
J31	NORTH CAROLINA*	ACCN	2 pm
F4	at California*	ACCN	8 pm
F7	at Stanford*	ESPNU	8 pm
F11	WAKE FOREST*	ACCN	9 pm
F14	at Notre Dame*	The CW	12 pm
F18	VIRGINIA*	ACCN	9 pm
F21	at Louisville*	The CW	2:15 pm
F28	FLORIDA STATE*	ACCN	12 pm
M4	CALIFORNIA*	ESPNU	7 pm
M7	at Clemson*	ACCN	12 pm
M10	ACC Tournament%	tba	tba

IACC/SEC Challenge; +Emerald Coast Classic (Destin, Fla.); \*ACC contest; %ACC Tournament (Charlotte, N.C.)  
All times Eastern; home games in ALL CAPS

### RADIO: Georgia Tech Sports Network by Legends Sports

Announcers	Andy Demetra, Randy Waters
Producer/Engineer	Isiah Stewart
Network station in Atlanta	680 FM / 93.7 FM
Satellite Radio	SiriusXM App
Online	GT Gameday App, Ramblinwreck.com

### Television ESPN2

Announcers Jay Alter (PxP), Randolph Childress (Analyst)

### Communications

GTMBB contact	Liz Ryan
Phone	404-431-9619
E-mail	lryan@athletics.gatech.edu

### Social Media: #StingEm

X	@GTMBB
Facebook	gtmensbasketball
Instagram	gtmensbasketball

## GEORGIA TECH YELLOW JACKETS 10-6 (1-2 ACC)



### Series vs. Miami

- The Yellow Jackets look to extend their win streak over Miami to four, having won the last three straight, and six of the past eight
- Tech is 2-0 against Miami in the Damon Stoudamire era, having collected a road win in his first season, 80-76, and topping the Hurricanes in McCamish Pavilion last season, 89-74
- Despite taking the last meeting in the Watsco Center (Feb. 24, 2024), the Jackets trail in the road series, 6-8, including a 5-7 mark in Watsco
- In Tech's last outing in Coral Gables, **Kowacie Reeves Jr.** chipped in 15 points and just missed a double-double with eight rebounds, while **Baye Ndongo** (a then freshman) contributed eight points and seven rebounds

### Tech's Last Time Out

- Georgia Tech sliced a 20-point second half deficit against Syracuse to five points, but could not complete the comeback, dropping an 82-72 decision against the Orange in a Tuesday night tilt
- Baye Ndongo** paced the Yellow Jackets with 20 points and nine rebounds, just missing a double-double, to match his season-high offensively
- Kowacie Reeves Jr.** extended his streak of double-figure scoring outings to eight, chipping in 11 points, while **Jaeden Mustaf** added 10 points for his third game in double figures this season
- Tech faced its largest deficit of the season when Syracuse opened a 20 point lead in the second half. Despite the difference, the Jackets won the final 20 minutes, 42-38, to stage a late game rally
- The Jackets committed only nine turnovers in the outing, while dishing out 16 assists. Tech has had at least 10 assists in every game this season

### The Tip-Off

- Georgia Tech aims to return to winning ways on Saturday with its second ACC road trip of the season
- Georgia Tech alternates its next six games home and away until its California swing opens February
- A win would extend Tech's streak over Miami to four-straight dating back to 2023, including both meetings in the **Damon Stoudamire** era
- Georgia Tech looks to pick up its second win of 2026 and second win in January on Saturday. A win on Saturday would be the 19th ACC win under Stoudamire in three years.
- Four Yellow Jackets are averaging double-figures through 16 games paced by **Kowacie Reeves Jr.** (15.7 ppg), **Baye Ndongo** (11.9 ppg), **Lamar Washington** (11.1 ppg) and **Mouhamed Sylla** (10.9 ppg). **Akai Fleming** is just outside at 9.9 ppg.
- Miami, coming off a road win that came down to the wire at Wake Forest, comes into Saturday's contest ranked No. 3 in the ACC in scoring offense in all games, chipping in 88.00 points per game - the Hurricanes are No. 7 in the same category in ACC games only, averaging 78.5 ppg in its two league tilts
- The Hurricanes rank No. 16 in free throw percentage (68.0%) in the league, but top the conference in field goal

## GAME 17

Date ..... Saturday, Jan. 10, 2025  
Time (EST) ..... 12 PM EST  
City..... Miami, Fla.  
Arena..... Watsco Center  
Series..... Miami leads 17-14  
Last Meeting ..... MIA 89, GT 74 (3/4/25)

## MIAMI HURRICANES 13-2 (2-0 ACC)



### PROGRAM INFORMATION

Home venue	McCamish Pavilion, Atlanta, Ga.
Record at home	154-83 (14th season)
All-time record	1,477-1,345
NCAA appearances	17
NIT appearances	10
ACC Championships	4 (1985, 1990, 1993, 2021)

### GEORGIA TECH YELLOW JACKETS

Rankings (AP/Coaches/KenPom/NET) nr   nr	121   151
Record breakdown	10-2 home   0-2 road   0-2 neutral
Head coach	Damon Stoudamire (Arizona, 1995)
Career record   at GT	112-118 (8th yr)   41-41 (3rd yr)
Stoudamire vs. Miami	2-0

### MIAMI HURRICANES

Rankings (AP/Coaches/KenPom/NET) RV   nr	37   33
Record breakdown	10-0 home   2-0 road   1-2 neutral
Head coach	Jai Lucas (Texas, 2011)
Career record   at UM	13-2 (1st)   Same
Lucas vs. Georgia Tech	0-0

### CAREER WATCH

Player	Current	Milestone
Baye Ndongo	958 points	42 to 1,000
Kowacie Reeves Jr.	1,027 points	0 to 1,000

## TEAM COMPARISON



Record .....	10-6	Record .....	13-2
Conference Record .....	1-2	Conference Record .....	2-0
Points per game. ....	75.7	Points per game. ....	88.0
Scoring Margin .....	+4.8	Scoring Margin .....	+19.6
FG Percentage .....	.452	FG Percentage .....	.517
3-pt FG Percentage .....	.350	3-pt FG Percentage .....	.344
3-pt FG Made Per Game .....	6.5	3-pt FG Made Per Game .....	7.1
FT Percentage .....	.691	FT Percentage .....	.680
Rebounds per game. ....	40.1	Rebounds per game. ....	40.7
Rebounding Margin .....	+3.9	Rebounding Margin .....	+10.7
Assists Per Game. ....	17.2	Assists Per Game. ....	18.7
Turnovers Per Game. ....	13.6	Turnovers Per Game. ....	11.7
Turnover Margin. ....	-1.5	Turnover Margin. ....	+2.6
Steals Per Game .....	7.2	Steals Per Game .....	8.4
Blocks Per Game .....	4.3	Blocks Per Game .....	3.5

# TECH TIDBITS

## Georgia Tech Quick Facts

<b>Official Name:</b> Georgia Institute of Technology
<b>Location:</b> Atlanta, Ga.
<b>Enrollment:</b> 53,067
<b>Founded:</b> 1885
<b>Colors:</b> Old Gold and White
<b>Nickname:</b> Yellow Jackets, Ramblin' Wreck
<b>Mascot:</b> Buzz (Yellow Jacket)
<b>Fight Songs:</b> Ramblin' Wreck, White and Gold
<b>Conference:</b> Atlantic Coast (ACC)
<b>Home Arena:</b> McCamish Pavilion (capacity 8,600)
<b>President:</b> Dr. Angel Cabrera
<b>Director of Athletics:</b> Ryan Alpert
<b>Faculty Rep. for Athletics:</b> Dr. Jenna Jordan
<b>Head Coach:</b> Damon Stoudamire (Arizona, 1995) Record at Tech: 41-41 (3rd season) Overall: 112-118 (8th season) ACC Regular Season: 18-25 ACC Tournament: 1-2 NCAA Tournament: 0-0
<b>Associate Head Coach:</b> Karl Hobbs (Connecticut, 1984), 3rd season
<b>Assistant Coach:</b> Greg Gary (Tulane, 1992), 2nd season
<b>Assistant Coach:</b> Pershin Williams (North Florida, 2005), 3rd season
<b>Assistant Coach:</b> Nate Babcock (Wisconsin-Eau Claire, 2009), 3rd season
<b>Assistant Coach:</b> Bonzi Wells (Ball State, 1998), 3rd season
<b>Quality Control Specialist:</b> B.J. Elder (Georgia Tech, 2014), 7th season
<b>Director of Player Personnel:</b> Matt Holt (Northeastern, 2011), 3rd season
<b>Assistant Director of Operations:</b> Taylor Ann Hendricks (Iowa State, 2020), 4th season
<b>Special Assistant to the Head Coach:</b> James Forrest (Georgia Tech, 1995), 2nd season
<b>Assistant Director of Sports Medicine:</b> Kelly German (Georgia Southern, 2013), 1st season
<b>Director of Strength and Conditioning:</b> Justin Landry (Cal State East Bay, 2012), 3rd season
<b>Social Media Specialist:</b> Grayson Rosen (Kennesaw State, 2024), 1st season

## Basketball History

<b>111th season:</b> 1st game, Feb. 17, 1906 vs. Auburn
<b>All-time Record:</b> 1,478-1,345 !
<b>Winning/Losing/500 Seasons:</b> 55 / 50 / 5
<b>NCAA Appearances (17):</b> 23-17 record 1960, 1985, 1986, 1987, 1988, 1989, 1990, 1991, 1992, 1993, 1996, 2001, 2004, 2005, 2007, 2010, 2021
<b>Final Fours (2):</b> 1990, 2004
<b>NIT Appearances (10):</b> 14-10 record 1970, 1971, 1984, 1994, 1998, 1999, 2003, 2016, 2017, 2025
<b>ACC Championships (4):</b> 1985, 1990, 1993, 2021
<b>ACC Regular-Season Titles (2):</b> 1985 (tie), 1996
<b>ACC Regular-Season Record (46th season):</b> 304-443 !
<b>ACC Tournament Record:</b> 30-41
<b>SEC Championships (1):</b> 1938
<b>SEC Regular-Season Titles (1):</b> 1937
<b>SEC Regular-Season Record (1932-64):</b> 201-207
<b>Metro Conference Regular-Season Record (1975-78):</b> 9-10
<b>Metro Conference Tournament Record:</b> 4-3
<b>Record at McCamish Pavilion:</b> 155-83 ! (13 seasons)
<b>Record at Alexander Memorial Coliseum:</b> 556-194 (55 seasons, 1956-2011)
<b>Record at State Farm Arena:</b> 8-12
<b>Record at Gas South Arena:</b> 4-1
<b>Record at Georgia Dome:</b> 9-5
<b>All-Time Head Coaches:</b> 15
<b>ACC Head Coaches:</b> 6
<b>All-America Selections:</b> 14 (12 players)
<b>Consensus All-Americans:</b> 2
<b>First-Team All-Americans:</b> 5
<b>National Players of the Year:</b> 1
<b>All-ACC Selections:</b> 59 times (36 players)
<b>ACC Players of the Year:</b> 2
<b>ACC Rookies of the Year:</b> 11
<b>ACC Coaches of the Year:</b> 5 (3 coaches)
<b>ACC Tournament MVPs:</b> 4
<b>ACC All-Freshman Team:</b> 15
<i>! On-court record (Georgia Tech had 22 wins and one loss during the 2016-17 and 2017-18 seasons vacated by the NCAA's Committee on Infractions.)</i>

percentage (51.7%) - the Hurricanes are No. 4 in field goal percentage (47.3%) in ACC only games and No. 16 in field goal percentage defense (48.2%)

- Miami is tied for first in the league with SMU in assists, averaging 18.67 per game in all games, paced by Tre Donaldson who ranks third in the statistical category

## Tech Bytes

- Georgia Tech has 13 games this season decided by 15 points or less, seven by 10 points or less and four by five points or less

- The Jackets have held eight opponents to 40 percent or under from the floor, most recently Boston College (27.3%)

- Georgia Tech tends to spread its offense and any player can contribute on any night. The Jackets have had at least two players reach double-figures in every game this season, and 10 games with four or more. In three games, five have reached 10-plus and one game with six.

- Tech has committed less turnovers than its opponent in four outings and had two games where they were even. The Jackets have 12 games recording more assists than turnovers

- The Jackets have recorded double-figure assists in all 16 games this season. Amongst those, 12 are with 15 or more and five with 20 or more

- Tech ranks second in the league in 3-point field goal defense, limiting its opponents to 28.5 percent from the field. Eight opponents have been held under 30.0 this season, including three under 25.0%. In ACC games only, Tech is third in the league in the statistical category at 25.0%.

- Tech has utilized seven different starting lineups this season. Nine different players have started a game for the Jackets and six have started an ACC game. Tech has played at least nine players in all 16 outings thus far.

- **Lamar Washington** has led Georgia Tech in assists in the last 11 games. In that stretch, he has recorded double-figure helpers in two games and had five-plus assists in all 11.

- In ACC only games, Washington is the only player to rank in the top 15 in assists (4th), steals (7-9th), blocks (9-9th) and rebounding (1-15)

- **Kowacie Reeves Jr.** has scored in double-figures in his last eight games, posting five games with 20 or more points in that streak. Reeves ranks 16th in ACC games only in scoring

- Freshman **Akai Fleming** is tied for first in league games only in free throw percentage, having converted 14-of-14 in Tech's three games. He is one of four players in the league perfect at the charity stripe in the young conference season, and the only freshman

- **Baye Ndongo** has led Tech in scoring in three games this season, most recently with 20 points against Syracuse on Jan. 6. He has also led the Jackets in rebounding five times. Ndongo has missed four games total this season to injury. The junior is just 42 points away from 1,000.

- **Jaeden Mustaf** has reached double-figures in two of Tech's three ACC games to average 10.0 points per game on the young conference season. He is one of four Jackets averaging double-digits in ACC play thus far.

- **Mouhamed Sylla**, who started the season off strong, has missed Tech's last two games due to injury.

## Defensive Prowess Against the Eagles

- Georgia Tech held Boston College to 27.3% from the floor, 13.8% from three-point range and just 53 points in its win on Jan. 3

- The 27.3% shooting efficiency marked the lowest field goal percentage by an opponent in the **Damon Stoudamire** era (prev - 30.3% vs. Stanford, 2/12/2025)

- It also marked the lowest percentage Tech has allowed in an ACC game since Jan. 19, 2011 vs. Wake Forest when the Demon Deacons shot 25.9 percent

- The Eagles also converted just 4-of-29 three-point attempts (13.8%) for the lowest 3-point field goal percentage

## Series vs. Miami (14-17)

**Home: 8-7, Away: 6-8, Neutral: 1-1**

All Home Games: 8-7
At McCamish Pavilion: 4-4
At Alexander Memorial Coliseum: 4-2
At Philips Arena: 0-2
In Atlanta: 8-8
All Road Games: 6-8
At Watsco Center: 5-7
As ACC members: 13-15
In the ACC Tournament: 1-1
All Neutral Games: 1-1
Under Whack Hyder: 1-1
Under Bobby Cremins: 1-0
Under Paul Hewitt: 4-6
Under Brian Gregory: 2-5
Under Josh Pastner: 5-4
Under Damon Stoudamire: 2-0
Vs. Jim Larrañaga: 9-9 (8-9 at Miami)
Vs. Bill Courtney: 2-0 (1-0 at Miami)
Longest Winning Streak: 4 games (1967-2005)
Longest Losing Streak: 4 games (2006-08)
Most Points Scored: 90 on 2-27-1967
Fewest Points Scored: 36 on 3-8-2012
Most Points Allowed: 90 on 12-3-2006
Fewest Points Allowed: 54 on 3-8-2012, 1-3-2018
Largest Margin of Victory: 27 on 2-20-2021
Largest Margin of Defeat: 22 on 1-3-1953

- Georgia Tech won the teams' only regular-season meeting each of the last two seasons, 89-74 in Atlanta in 2024-25 and 80-76 in Coral Gables in 2023-24, and has won the last three straight meetings and six of the last eight.

- Tech is 5-7 at the Watsco Center, including a 71-69 victory over 6th-ranked Miami on March 6, 2013. The Jackets also captured a 70-50 win against No. 23 Miami on Jan. 28, 2015.

- Nineteen of the 31 meetings have been decided by 10 points or less.

## Recent Series Results

12-3-2006	.....21/23	.....a	L	82-90
1-12-2008	.....25/v	.....a	L	68-78
2-17-2008	.....h10	.....a	L	63-64
3-4-2009	.....h10	.....W	78-68	
2-10-2010	.....20/20	.....a	L	62-64
2-3-2011	.....a	.....L	57-59	
3-6-2011	.....h10	.....W	66-57	
1-24-2012	.....h13	.....L	49-64	
3-8-2012	.....n1	.....L	36-54	
1-5-2013	.....h15	.....L	49-62	
3-6-2013	.....6/7	.....a	W	71-69
1-18-2014	.....h15	.....L	42-56	
1-28-2015	.....23/23	.....a	W	70-50
2-7-2016	.....17/15	.....h15	L	68-75
2-15-2017	.....a	.....L	61-70	
1-3-2018	.....15/16	.....h15	W	64-54
2-23-2019	.....a	.....L	65-80	
2-29-2020	.....h15	.....W	63-57	
2-20-2021	.....a	.....W	87-60	
3-11-2021	.....n2	.....W	70-66	
1-29-2022	.....h15	.....L	62-73	
2-9-2022	.....a	.....L	70-79	
1-4-2023	.....12/12	.....h15	W	76-70
2-24-2024	.....a	.....W	80-76	
3-4-2025	.....h15	.....W	89-74	
n1-ACC Tournament, Philips Arena, Atlanta, Ga.; n2-ACC Tournament, Greensboro (N.C.) Coliseum				

# ROSTER AT A GLANCE

## NUMERICAL

No.	Name	Pos.	Ht.	Wt.	Cl.	Exp.	Hometown	High School/College
0	Akai Fleming	G	6-4	184	Fr.	HS	Marietta, Ga.	Overtime Elite (Atlanta, Ga.)
1	Lamar Washington	G	6-4	200	Sr.	TR	Portland, Ore.	Arizona Compass Prep/Pacific
2	Eric Chatfield, Jr.	G	5-11	160	Fr.	HS	Atlanta, Ga.	Pace Academy
3	Jaeden Mustaf	G	6-5	210	So.	HS	Bowie, Md.	Overtime Elite (Atlanta, Ga.)
5	Peyton Marshall	C	7-0	300	So.	TR	Atlanta, Ga.	Overtime Elite (Atlanta, Ga.)/Missouri
6	Mouhamed Sylla	C	6-10	240	Fr.	HS	Louga, Senegal	Belle Vista Prep (Phoenix, Ariz.)
7	Chas Kelley III	G	6-3	185	Sr.	TR	Houston, Texas	The Phelps School (Malvern, Pa.)/Boston College
8	Cole Kirouac	C	7-0	199	Fr.	HS	Cumming, Ga.	Overtime Elite (Atlanta, Ga.)
10	Davi Remagen	G	6-3	193	Fr.	HS	Köln (Cologne), Germany	RheinStars Köln
11	Baye Ndongo	F	6-9	240	Jr.	1VL	Mboro, Senegal	Putnam (Conn.) Science Academy
12	Kam Craft	G/F	6-6	205	r-Jr.	TR	Chicago, Ill.	The Skill Factory (Atlanta, Ga.)/Miami (Ohio)
14	Kowacie Reeves, Jr.	G	6-7	205	Sr.	1VL	Macon, Ga.	Westside HS / Florida
23	Brandon Stores Jr.	G	6-5	210	Fr.	HS	The Bronx, N.Y.	St. Raymond High School for Boys
32	Dyllan Thompson	G/F	6-7	215	Fr.	HS	Sugar Land, Texas	Second Baptist HS

## ALPHABETICAL

No.	Name	Pos.	Ht.	Wt.	Cl.	Exp.	Hometown	High School/College
2	Eric Chatfield, Jr.	G	5-11	160	Fr.	HS	Atlanta, Ga.	Pace Academy
12	Kam Craft	G/F	6-6	205	r-Jr.	TR	Chicago, Ill.	The Skill Factory (Atlanta, Ga.)/Miami (Ohio)
0	Akai Fleming	G	6-4	184	Fr.	HS	Marietta, Ga.	Overtime Elite (Atlanta, Ga.)
7	Chas Kelley III	G	6-3	185	Sr.	TR	Houston, Texas	The Phelps School (Malvern, Pa.)/Boston College
8	Cole Kirouac	C	7-0	199	Fr.	HS	Cumming, Ga.	Overtime Elite (Atlanta, Ga.)
5	Peyton Marshall	C	7-0	300	So.	TR	Atlanta, Ga.	Overtime Elite (Atlanta, Ga.)/Missouri
3	Jaeden Mustaf	G	6-5	210	So.	HS	Bowie, Md.	Overtime Elite (Atlanta, Ga.)
11	Baye Ndongo	F	6-9	240	Jr.	1VL	Mboro, Senegal	Putnam (Conn.) Science Academy
14	Kowacie Reeves, Jr.	G	6-7	205	Sr.	1VL	Macon, Ga.	Westside HS / Florida
10	Davi Remagen	G	6-3	193	Fr.	HS	Köln (Cologne), Germany	RheinStars Köln
23	Brandon Stores Jr.	G	6-5	210	Fr.	HS	The Bronx, N.Y.	St. Raymond High School for Boys
6	Mouhamed Sylla	C	6-10	240	Fr.	HS	Louga, Senegal	Belle Vista Prep (Phoenix, Ariz.)
32	Dyllan Thompson	G/F	6-7	215	Fr.	HS	Sugar Land, Texas	Second Baptist HS
1	Lamar Washington	G	6-4	200	Sr.	TR	Portland, Ore.	Arizona Compass Prep/Pacific

**Head Coach:** Damon Stoudamire (Arizona, 1995), 3rd season

**Associate Head Coach:** Karl Hobbs (Connecticut, 1984), 3rd season

**Assistant Coach:** Greg Gary (Tulane, 1992), 2nd season

**Assistant Coach:** Pershin Williams (North Florida, 2005), 3rd season

**Assistant Coach:** Nate Babcock (Wisconsin-Eau Claire, 2009), 3rd season

**Assistant Coach:** Bonzi Wells (Ball State, 1998), 3rd season

**Quality Control Analyst:** B.J. Elder (Georgia Tech, 2014), 7th season

**Director of Player Personnel:** Matt Holt (Northeastern, 2011), 3rd season

**Assistant Director of Operations:** Taylor Ann Hendricks (Iowa State, 2020), 4th season

**Special Assistant to the Head Coach:** James Forrest (Georgia Tech, 1995), 2nd season

**Assistant Director of Sports Medicine/Men's Basketball:** Kelly German (Georgia Southern, 2013), 1st season

**Director of Strength and Conditioning/Men's Basketball:** Justin Landry (Cal State East Bay, 2012), 3rd season

**Social Media Coordinator:** Grayson Rosen (Kennesaw State, 2024), 1st season

## BY CLASS

**Seniors:** Chas Kelley III, Kowacie Reeves Jr. (r), Lamar Washington

**Juniors:** Kam Craft (r), Baye Ndongo

**Sophomores:** Peyton Marshall, Jaeden Mustaf

**Freshman:** Eric Chatfield, Jr., Akai Fleming, Cole Kirouac, Davi Remagen, Brandon Stores Jr., Mouhamed Sylla, Dyllan Thompson (r)

## BY STATE/COUNTRY

**Georgia:** Eric Chatfield, Jr., Akai Fleming, Cole Kirouac, Peyton Marshall, Kowacie Reeves Jr.,

**Germany:** Davi Remagen

**Illinois:** Kam Craft

**Maryland:** Jaeden Mustaf

**New York:** Brandon Stores Jr.

**Oregon:** Lamar Washington

**Senegal:** Baye Ndongo, Mouhamed Sylla

**Texas:** Chas Kelley III, Dyllan Thompson

## BY MAJOR

**Applied Language and Intercultural Studies:** Baye Ndongo, Davi Remagen

**Business Administration:** Eric Chatfield, Jr., Kam Craft, Cole Kirouac, Akai Fleming, Jaeden Mustaf, Brandon Stores Jr., Mouhamed Sylla, Dyllan Thompson

**History, Technology & Society:** Chas Kelley III, Lamar Washington

**Literature, Media & Communication:** Peyton Marshall, Kowacie Reeves Jr.

## BY HEIGHT

5-11 Eric Chatfield, Jr.

6-3 Chas Kelley III, Davi Remagen

6-4 Akai Fleming, Lamar Washington

6-5 Brandon Stores Jr.

6-6 Kam Craft, Jaeden Mustaf

6-7 Kowacie Reeves Jr., Dyllan Thompson

6-9 Baye Ndongo

6-10 Mouhamed Sylla

7-0 Cole Kirouac, Peyton Marshall

## PRONUNCIATION GUIDE

McCamish Pavilion Muh-CAM-ish (like CAM Newton)

Jaeden Mustaf JAY-dun MOO-stoff

Baye Ndongo BYE nDON-go

(NOT en-dongo or nuh-dongo)

Kowacie Reeves, Jr. ko-WAY-see

Davi Remagen DAH-ve re-MA-gen

Mouhamed Sylla sea-LA

# TECH TIDBITS

## Tech's Record

	2025-26	2024-25
At home	10-2	14-6
On the road	0-2	2-9
At neutral sites	0-2	1-2
Vs. top-10 opponents	0-1	0-2
Vs. top-25 opponents	0-0	2-5
Vs. teams over .500	5-5	7-13
Vs. teams below .500	4-1	10-4
Vs. teams at .500	-	-
While in the top 25	-	-

In November	5-3	4-3
In December	4-2	3-4
In January	1-1	2-5
In February	0-0	5-2
In March/April	0-0	3-3

Wearing white uniforms	10-3	10-4
Wearing gold uniforms	0-1	4-6
Wearing navy uniforms	0-2	1-3
Wearing gray uniforms	0-0	1-4

Game is decided by 5 pts./fewer or OT	2-1	2-2
Game is decided by 10/fewer or OT	1-3	8-5

Leading at the half	7-2	14-3
Trailing at the half	3-4	2-14
Tied at the half	0-0	1-0
Leading with 5:00 to play	9-0	15-1
Trailing with 5:00 to play	1-6	1-16
Tied with 5:00 to play	0-0	1-0
In overtime games	1-0	-
After a bye in the ACC schedule	0-0	0-2

Tech scores 100 or more points	-	-
Tech scores 70 or more points	7-5	15-4
Tech scores fewer than 70 points	3-1	2-13
Opponent scores 100 or more points	0-0	0-1
Opponent scores 70 or more	2-6	6-13
Opponent scores fewer than 70	7-0	11-4
Opponent scores fewer than 50	1-0	-

Tech shoots 50 pct. or better	4-1	7-0
Opponent shoots 50 pct. or better	0-2	2-6
Opponent shoots under 40 pct.	9-0	11-5
Tech has a higher FG% than opponent	9-2	16-2
Tech has a lower FG% than opponent	1-4	0-15
FG percentage is even	-	-

Tech has more 3-point FGs	1-4	6-4
Tech has fewer 3-point FGs	9-2	9-10
3-point FGs are even	-	2-2

Tech attempts more FT than opponent	9-0	11-6
Tech attempts fewer FT than opponent	1-6	5-8
Free throw attempts are even	-	0-2

Tech outrebounds opponent	9-0	14-4
Opponent outrebounds Tech	1-5	3-12
Rebounds are even	0-1	0-1

Tech has fewer turnovers than opponent	2-2	8-4
Tech has more turnovers than opponent	7-3	8-10
Turnovers are even	1-1	1-3
Tech has more assists than turnovers	6-6	11-7

Committing more fouls	2-6	4-10
Committing fewer fouls	7-0	10-6
Fouls are even	1-0	3-1

4/more Jackets score in double figures	6-4	13-3
A Jacket scores 20 or more	4-3	13-8
A Jacket scores 30 or more	-	-

Scoring more bench points	4-3	9-8
Scoring fewer bench points	6-3	8-9
Bench scoring is even	-	-

under Stoudamire (prev.-14.3% at Clemson, 1/16/2024)

- It was the lowest by an ACC opponent since Feb. 29, 2020 when Miami converted just 11.8 percent

- Georgia Tech has held four opponents to 60 points or less this season

- Georgia Tech teams under Stoudamire have held five ACC opponents to 60 points or less in three seasons

-52 vs. Stanford - 2/12/2025

-53 vs. Boston College - 1/6/2025

-58 at Notre Dame - 2/14/2024

-60 vs. Virginia - 3/12/2025

-60 vs. Syracuse - 2/17/2024

## Hot Shooting

- In 10 games this season, Georgia Tech has seen at least four Jackets finish in double-figures, most recently four at Duke in the ACC opener on Dec. 31

- Tech has seen one game this season with six Jackets in double-figures (Florida A&M on Dec. 28) and three games with five (FAMU, Marist and Georgia)

- Tech has shot 50.0 percent or better from the field in four of its last six games and has done so in five games total

- Over the last six games dating back to Marist on Dec. 16, Georgia Tech has shot 50.0 percent overall and 46.0 percent from three-point range, while holding its opponents to 39.0 percent shooting and a 30.6 percent three-point clip

## 1,000 for Wacie

- Redshirt-senior **Kowacic Reeves Jr.** hit a career milestone at Duke on Dec. 31 in Tech's ACC opener, scoring his 1,000th career point on a three-pointer with 39.1 seconds left in the game

- Reeves hit the milestone in 111 career games between Georgia Tech and Florida (two seasons)

- At Georgia Tech, the Macon, Ga., native has started all 53 games and owns 604 points for an 11.4 career scoring average in the White and Gold

## Kelley Enters the Mix

- Senior guard **Chas Kelley III** had a streak of going 11-for-11 from the field, including 6-for-6 from three-point range, snapped against Boston College

- Kelley posted back-to-back double-figure scoring outings with 14 points against Florida A&M (Dec. 28) and 10 points at Duke (Dec. 31) for just his sixth and seventh career double-figure scoring games entering Tech's ACC home opener

- On the season, Kelley has appeared in 14 games and is contributing 3.5 points per game in 15.2 minutes on average

## Hitting the Mark

- Georgia Tech shot 61.1 percent (33-54) from the field in its win over Florida A&M on Dec. 28

- The field goal percentage marked the best efficiency in the **Damon Stoudamire** era

- In the win, six Yellow Jackets finished in double-figure scoring numbers, marking the first time since Dec. 17, 2022 six Jackets did so

- For the second time this season, all five starters finished with 10 or more points.

- It also marked just the fifth time since the 2009-10 season that a Georgia Tech team shot 60.0 percent or better

- The last Georgia Tech team to shoot better than 61.1 percent dates all the way back to Jan. 30, 2010 when the Yellow Jackets shot 71.2 percent in a 98-50 win over Kentucky State

- Georgia Tech hit a 60.0 percent clip or better in the following games since the 2009-10 season:

-Nov. 19, 2021 at Georgia - 60.7 percent

-Nov. 13, 2015 vs. Cornell - 60.3 percent

-Jan. 30, 2010 vs. Kentucky State - 71.2 percent

## ACC Preseason Predictions

### 2025-26 Predicted Order of Finish

#### School, Points

1. Duke (34), 866

2. Louisville (15), 842

3. North Carolina, 741

4. NC State, 710

5. Virginia, 623

6. SMU, 616

7. Clemson, 510

8. Miami, 500

9. Syracuse, 489

10. Notre Dame, 477

11. Wake Forest, 412

12. Virginia Tech, 355

13. Georgia Tech, 315

14. Pitt, 301

15. Florida State, 221

16. California, 156

17. Stanford, 138

18. Boston College, 107

### 2025-26 Preseason All-ACC Team

#### First Team

##### Name, School, Votes

Cameron Boozer, Duke, 46

Markus Burton, Notre Dame, 46

Darrion Williams, NC State, 45

Mikel Brown Jr., Louisville, 36

Ryan Conwell, Louisville, 36

#### Second Team

Isaiah Evans, Duke, 24

Boopie Miller, SMU, 27

J.J. Starling, Syracuse, 27

#### Baye Ndongo, Georgia Tech, 24

Caleb Wilson, North Carolina, 24

### ACC Preseason Player of the Year

Darrion Williams, NC State, 23 votes

Cameron Boozer, Duke, 19

Markus Burton, Notre Dame, 2

J.J. Starling, Syracuse, 2

Donald Hand Jr., Boston College, 1

Baye Ndongo, Georgia Tech, 1

Caleb Wilson, North Carolina, 1

### ACC Preseason Rookie of the Year

Cameron Boozer, Duke, 43 votes

Mikel Brown Jr., Louisville, 3

Caleb Wilson, North Carolina, 2

Neoklis Avdalas, Virginia Tech, 1



# TECH TIDBITS

## Tech Highs and Lows Under Damon Stoudamire

Longest winning streak: 4 games (2025-26; 2023-24)
Longest ACC winning streak: 3 games (2023-24, 2024-25)
Longest ACC home winning streak: 5 games (2024-25)
Longest losing streak: 5 games (2023-24)
Longest ACC losing streak: 4 games (2023-24, 2024-25)
Most points scored in a game: 95 vs. Lafayette, 12/20/2025
Most points scored in a game (regulation): 95 vs. Lafayette, 12/20/2025
Most points scored - ACC game: 93 vs. Clemson, 1/16/2024
Fewest points scored in a game: 43 at Wake Forest, 3/8/2025
Fewest points scored - ACC game: 43 at Wake Forest, 3/8/2025
Most points allowed in a game: 105 vs. North Florida, 11/10/2024
Most points allowed in a game (regulation): 105 vs. North Florida, 11/10/2024
Most points allowed - ACC game: 95 vs. Boston College, 1/6/2024
Fewest points allowed in a game: 45 vs. Bryant, 11/7/2025
Fewest points allowed - ACC game: 52 vs. Stanford, 2/12/2025
Largest margin of victory: 43 vs. Alabama A&M (92-49), 12/28/2024
Largest margin of victory - ACC game: 25 vs. NC State (87-62), 3/1/2025
Largest margin of victory - road game: 6 at Pittsburgh (73-67), 2/25/25
Largest margin of victory - ACC road game: 6 at Pittsburgh (73-67), 2/25/25
Largest losing margin: 35 at Cincinnati (89-54), 11/22/23
Largest losing margin at home: 29 vs. Wake Forest (80-51), 2/6/2024
Largest losing margin - ACC game: 29 vs. Wake Forest (80-51), 2/6/2024
Most points allowed in a win: 90 vs. Clemson, 1/16/2024
Most points scored in a loss: 93 vs. North Georgia, 11/10/2024
Fewest points scored in a win: 56 vs. UMEs, 11/3/2025
Fewest points allowed in a loss: 58 vs. Notre Dame, 2/14/2024
Largest lead: 43 points vs. Alabama A&M (2nd half), 12/28/2024
Largest deficit: 41 points vs. Cincinnati (2nd half), 11/22/2023
Largest deficit overcome to win a game: 14 points vs. Howard (2nd half-16:55), 11/9/2023
Largest 2nd-half deficit overcome to win a game: 14 points vs. Howard (16:55), 11/9/2023
Largest deficit overcome to win a road game: 11 points (2nd half 13:14) vs. Massachusetts, 12/21/23
Largest lead given up in a loss: 16 points vs. Boston College (2nd half-19:36), 1/6/2024
Largest 2nd-half lead given up in a loss: 16 points vs. Boston College (2nd half-19:36), 1/6/2024
Highest FG pct.: 61.1 (33-54) vs. Florida A&M, 12/28/2025
Highest FG pct. - ACC game: 58.5 (31-53) vs. Boston College, 1/4/2025
Lowest FG pct.: 28.5 (17-60) vs. Wake Forest, 2/6/2024
Lowest FG pct. - ACC game: 28.5 (17-60) vs. Wake Forest, 2/6/2024
Highest 3-pt pct.: 72.7 (8-11) vs. Marist, 12/16/2025
Highest 3-pt pct. - ACC game: 55.6 (10-18) at Duke, 12/31/2025
Most 3-pt FGM: 15 at Clemson, 1/16/2024
Most 3-pt FGM - ACC game: 15 at Clemson, 1/16/2024
Lowest 3-pt pct.: 11.1 (2-18) vs. DePaul, 11/28/2025
Lowest 3-pt pct. - ACC game: 12.5 (3-24) vs. Wake Forest, 2/6/2024
Highest FG pct. allowed: 56.4 (31-55) vs. Duke, 12/21/2024
Highest FG pct. allowed - ACC game: 56.4 (31-55) vs. Duke, 12/21/2024
Lowest FG pct. allowed: 20.8 (15-72) vs. Alabama A&M, 12/28/2024
Lowest FG pct. allowed - ACC game: 27.3 (18-66) vs. Boston College, 1/3/2026
Highest 3-pt pct. allowed: 52.2 (12-23) vs. Notre Dame, 3/12/2024
Highest 3-pt pct. allowed - ACC game: 52.2 (12-23) vs. Notre Dame, 3/12/2024
Lowest 3-pt pct. allowed: 10.0 (2-20) vs. Alabama A&M, 12/9/2023
Lowest 3-pt pct. allowed - ACC game: 13.8 (4-29) vs. Boston College, 1/3/2026
Highest FT pct.: 90.5 (19-21) vs. Clemson, 2/21/2024
Highest FT pct. - ACC game: 90.5 (19-21) vs. Clemson, 2/21/2024
Lowest FT pct.: 27.3 (3-11) at Syracuse, 1/7/2025
Most free throws made: 26 vs. Texas Southern, 11/12/2024; vs. Lafayette, 12/20/2025
Most free throws attempted: 35 vs. Charleston Southern, 11/27/2024
Fewest free throws made: 2 at Wake Forest, 3/5/2024
Most assists: 27 vs. Alabama A&M, 12/28/2024
Most assists - ACC game: 22 at Miami, 2/24/2024; at SMU, 1/11/2025
Fewest assists: 6 vs. Clemson, 2/21/2024
Most turnovers: 22, 2x, last vs. Georgia Southern, 11/18/25
Fewest turnovers: 5 vs. Mississippi State, 12/3/25; at Virginia Tech, 1/27/2024; vs. Central Arkansas, 11/30/2024
Most blocked shots: 10 at Cincinnati, 11/22/2023
Most steals: 13 vs. Alabama A&M, 12/28/2024; vs. UMEs, 11/3/25, vs. Bryant (11/7/25)

-Dec. 14, 2009 vs. Chattanooga - 60.8 percent

## Offensive Explosion

- Georgia Tech's game against Lafayette saw the Yellow Jackets put up some strong offensive numbers
- In addition to the team totaling 95 points, the most in the **Damon Stoudamire** era, three Yellow Jackets contributed 20 points apiece in the win
- Overall, the 95 points were the most by Tech since Feb. 28, 2023 when the Jackets defeated Syracuse, 96-76
- In the outing, **Akai Fleming**, **Kowacie Reeves Jr.** and **Lamar Washington** all contributed 20 points, marking the first time since Jan. 28, 2025 three or more players chipped in 20 in a game
- The 20 points from Fleming marked a season-high for the freshman, who also converted a personal-best 11-of-12 at the free throw line
- The win also saw the Jackets convert 86.7 percent at the charity stripe for a season-high

## Washington Getting Settled

- Lamar Washington** has led Georgia Tech in assists in the last 11 games
- The senior currently leads the Yellow Jackets with 86 assists on the season - a 6.1 assists per game average
- Washington ranks fourth in the ACC in assists as of Jan. 7 games and ties for 25th nationally
- Washington has recorded multiple assists in 13 of his 14 games this season (he missed the first two due to injury)
- The Portland, Ore., native recorded his first double-double as a Yellow Jacket against Marist with 11 points and 10 rebounds. It marked his third career double-double on points and assists and fourth career double-double overall
- He followed the Marist game with his second-straight double-double coming against Lafayette with 20 points and 10 assists
- Washington's third double-double came in Tech's ACC home opener against Boston College on Jan. 3 when the senior led the Jackets with 17 points and 12 rebounds
- Washington is one of only five players in the ACC to own multiple games of 10-plus assists, and one of eight to own any games at all. Boopie Miller (SMU) leads the league with five 10-plus assist games

## Reeves for Threeeeeee

- In Tech's ACC/SEC Challenge matchup against Mississippi State, **Kowacie Reeves Jr.** had a career-high, finishing with a personal-best in scoring with 23 points
- Reeves reached 23 points by hitting a career-high seven three-pointers
- Reeves then extended his streak to four-straight 20-plus point games (Dec. 3-20). He followed the MSU performance matching his career-high with 23 points against Monmouth just three days later, and then posted 21 against Marist and added 20 points against Lafayette
- Reeves has connected on three or more three-pointers in 23 games during his career, including six this season
- In his last 10 games, the senior has hit 24 three-pointers, converting 24-of-57 for a 42.1 percent efficiency
- He currently leads Tech from long distance with 34 on the season
- Reeves is 11th in the ACC in 3-point FG made with a 2.27/game average. Ryan Conwell of Louisville leads the ACC at 3.73/game.

## Offensive Stoudamire Teams

- Georgia Tech is currently averaging 75.7 points per game through 16 games of the 2025-26 season
- Historically, Tech teams under **Damon Stoudamire** have averaged 73.1 (2024-25) and 71.0 (2023-24) points

## A Make-or-Miss Game

*Georgia Tech's offensive rankings vs. the ACC last 8+ seasons (ACC regular season games only)*

Year	PPG	FG Pct.	3pt FG Pct.
2024-25	70.9 (12)	.436 (13)	.337 (13)
2023-24	70.2 (12)	.427 (13)	.349 (7)
2022-23	66.8 (13)	.413 (15)	.341 (9)
2021-22	66.0 (12)	.428 (10)	.325 (11)
2020-21	71.8 (6)	.482 (2)	.360 (3)
2019-20	69.9 (9)	.462 (2)	.341 (6)
2018-19	60.7 (15)	.426 (8)	.306 (12)
2017-18	63.6 (14)	.419 (12)	.312 (15)
2016-17	65.1 (14)	.434 (14)	.309 (15)

- Through 16 games this season, Tech has had 10 games with four or more Yellow Jackets logging double-figure scoring totals
- Georgia Tech has had at least two players finish in double-figures in all 16 games this season
- Currently on the season, four Jackets are averaging 10-plus points per game - **Kowacie Reeves Jr.** (15.7), **Baye Ndongo** (11.9), **Lamar Washington** (11.1), and **Mouhamed Sylla** (10.9). **Akai Fleming** (9.9) follows just closely behind.

## A Gem on the Emerald Coast

- Freshman **Akai Fleming** was named to the Emerald Coast Classic All-Tournament Team after averaging 14.0 points and 5.0 rebounds per game between the two contests
- Fleming converted 10-of-23 field goal attempts for a 43.5 percent shooting efficiency and went 6-for-10 at the free throw line
- He capped the tournament with a 15-point performance against Drake for a personal-best in scoring, while also tying for the team-high with seven rebounds (also a career high)
- Fleming earned his first collegiate start against Drake

## Akai On The Rise

- Freshman **Akai Fleming** has logged nine double-figure scoring games early in his collegiate career - and a streak of three-straight after adding 12 points against Mississippi State
- Fleming has led the Yellow Jackets offensively in four games this season, recently pitching in a game-high 20 points against Lafayette to tie for the team-high
- Fleming recorded a career night against Lafayette on Dec. 20, posting his first 20-point outing, while converting 11-of-12 free throw attempts - all setting career-highs
- On the young season, Fleming is fifth on the team in scoring, averaging 9.9 points per game and also leads the team at the free throw line in FT made, having converted 59-of-72 attempts (81.9%)

## A Moment for the Bigs

- Georgia Tech's front court is one not to be messed with
- Through Jan. 7 games, Georgia Tech's defense holds some strong numbers, ranking No. 19 in three-point percentage defense (28.5) and No. 22 nationally in field goal percentage defense (38.9)
- In the ACC as of Jan. 7, Georgia Tech ranks: No. 2 in three-point percentage defense, No. 4 in field goal percentage defense, No. 5 in blocked shots and No. 6 in rebounding offense
- A huge component to Tech's defense are its bigs of **Baye Ndongo**, **Mouhamed Sylla** and **Peyton Marshall**
- Through Tech's 16 games - it's trio of bigs have accounted for eight double-doubles, 351 points, 255 rebounds, 42 blocks and 28 steals

# TECH TIDBITS

## Tech Team Statistics

Category	2025-26	ACC	NCAA
Scoring offense	75.7	14	217
Scoring defense	70.9	13	117
Scoring margin	+4.8	15	179
Field goal pct.	.452	15	204
Effective FG pct.	.506	17	247
Field goal pct. def.	.389	4	22
3-pt FG pct.	.350	10	124
3-pt FG per game	6.5	17	296
3-pt FG att. per game	18.6	18	329
3-pt FG pct. def.	.285	2	19
3-pt FG allowed per game	7.8	-	-
Free throw pct.	.691	12	276
FT made per game	14.9	15	190
FT attempts per game	21.6	15	162
Rebounds per game	40.1	6	44
Rebound margin	+3.9	9	126
O-Reb per game	11.4	12	180
D-Reb per game	28.6	4	25
Assists per game	17.2	7	56
Assist/TO ratio	1.27	12	150
Turnover margin	-1.5	17	294
Turnovers per game	13.6	18	293
Turnovers forced per game	12.1	12	216
Blocks per game	4.3	5	71
Steals per game	7.2	9	175
Fouls per game	18.2	13	226
Bench points per game	19.7	12	277
Fast break points per game	9.4	12	248

*Rankings through games Jan. 7*

## Games Started/Finished

Player	2024-25	Conf.	Career	*Finished
Jaeden Mustaf	10	7	10	18
Baye Ndongo	34	22	63	14
Kowacie Reeves, Jr.	6	-	55	2
Dyllan Thompson	-	-	-	-

*\*Includes starts at previous school and in conference tournaments*

## Red Hot Kowacie

- **Kowacie Reeves Jr.** opened his senior season with a four consecutive double-figure scoring outings
- He had his streak of double-figure outings snapped against Georgia Southern when he finished with nine points
- Reeves got back to double-figure ways against West Georgia, contributing a team-high 18 points for his second 18-point performance this season
- This season, Reeves has led Georgia Tech offensively in a game seven times and owns 13 double-figure outings
- The redshirt-senior has scored in double-figures in all games he's appeared in with the exception of two. Reeves has dropped 20-plus points in five of his last eight games, setting a career-high in scoring against Mississippi State with 23 points and then matching it against Monmouth three days later and at Duke on Dec. 31
- Reeves currently leads the team offensively, averaging 15.7 points per game
- In the ACC (through Jan. 7 games), Reeves ranks 14th in the league in scoring and 11th in three-point field goals made (34)

## More About Mo

- Freshman **Mouhamed Sylla** got off to one of the best collegiate starts in Georgia Tech men's basketball history
- After posting three-straight double-doubles to open the season, Sylla got back to the ways with his fourth double-double coming against Georgia Southern with 12 points and 11 rebounds and his fifth against West Georgia with 13 points and 11 rebounds
- Sylla recorded three-straight double-doubles to open the 2025-26 season, becoming the first freshman Yellow Jacket since 2002-03 (Chris Bosh) to do so
- He is the first freshman Yellow Jacket since Derrick Favors in 2009-10 to record three-straight double-doubles in a season - Favors did it against USC (12/5/09), Chattanooga (12/14/09) and Arkansas-Pine Bluff (12/16/09)
- Sylla's third double-double of the season came against Southeastern Louisiana on Nov. 10 with a career-high 16 points and 10 rebounds
- Against Bryant (Nov. 7), Sylla recorded his second double-double with 10 points and 11 rebounds
- Sylla also logged four blocks against Bryant, becoming the second GT freshman to record a double-double with four or more blocks since Derrick Favors did so against Southern California on Dec. 5, 2009
- Sylla became just the third ACC player in the last 30 years to start his career with three consecutive double-doubles, joining Chris Bosh (five in 2002-03) and Duke's Kyle Filipowski (three in 2022-23)

## Where Does Sylla Stand?

- Through Jan. 7 games and averaging 8.0 rebounds per game, freshman **Mouhamed Sylla** is currently tied for 76th in the nation in rebounds per game
- In the freshman class, nationally, Sylla is 11th in rebounds per game. Washington's Hannes Steinbach currently leads the freshman class nationally, averaging 11.2 rebounds per game
- Sylla is now third in the ACC freshman class in rebounding, following Caleb Wilson (UNC) and Cameron Boozer (Duke)
- Sylla is one of only 10 freshmen in the country with at least five double-doubles (Caleb Wilson - North Carolina, leads the freshman class with 10 double-doubles and is tied for fourth overall)
- Through Jan. 7 games, Sylla is one of only seven players in the ACC to own five or more double-doubles

## On The Glass

- **Mouhamed Sylla** led Georgia Tech on the glass in

## Offense/Defense Last 8 Years

*Source: KenPom.com (Nat'l rank in parentheses)*

Year	Tempo	Off. Eff.	Def. Eff.
2025-26	71.1 (53)	107.2 (189)	103.0 (77)
2024-25	68.8 (99)	107.3 (169)	101.4 (76)
2023-24	67.6 (168)	109.4 (111)	105.0 (148)
2022-23	66.6 (212)	104.4 (182)	103.9 (149)
2021-22	68.0 (117)	100.4 (225)	99.2 (110)
2020-21	67.3 (223)	113.7 (22)	96.2 (68)
2019-20	70.0 (88)	103.0 (171)	91.8 (43)
2018-19	66.8 (225)	101.7 (228)	96.5 (16)
2017-18	66.1 (227)	103.6 (197)	98.7 (61)
2016-17	68.2 (179)	100.0 (259)	91.0 (6)

the first five games of the season

- **Baye Ndongo** broke Mo's streak of leading the Jackets as the junior secured 14 against West Georgia in game six
- Sylla was one of two freshmen in the ACC to have led their team on the glass in the teams' first five outings - Cameron Boozer of Duke led the Blue Devils in their first five games before coming in second against Niagara (Nov. 21)
- NC State had freshmen lead in its first two games - Matt Able and Musa Sagna - but the streak stopped after two
- Virginia also had freshmen lead in its first two games - Thijs De Ridder and Johann Grunloh - but the streak ended

## Craft From Long Distance

- **Kam Craft** lit up the floor in Stegeman Coliseum on Nov. 14, leading Georgia Tech with 17 points - his first double-figure scoring performance as a Yellow Jacket
- Craft hit five three-pointers in the outing for his 10th career game with five or more three-pointers
- Craft logged his second double figure scoring outing against West Georgia with 15 points and capped the Emerald Coast Classic with 11 points against Drake
- Craft owns 27 career games scoring in double figures

## Welcome to the Rotation, Lamar

- After missing the first two games, senior transfer **Lamar Washington** came off the bench for the Yellow Jackets in the next two outings and dropped a pair of double-figure performances
- At Georgia, Washington scored 16 points while dishing out five assists. That performance followed a 13-point outing in his White and Gold debut against Southeastern Louisiana
- Washington is currently third on the team in scoring, averaging 11.1 points per game
- Washington currently ranks fourth in the ACC in assists per game (6.14) and is 9th in assist/turnover ratio (2.46) - as of Jan. 7 games

## Baye's Back

- After missing the first game, **Baye Ndongo** returned to action against Bryant and has earned the start in his 12 games this season to total 75 career starts for the junior. Ndongo has missed four total games this season
- Ndongo has posted nine double figure scoring outings in his 12 appearances, most recently adding 20 points against Syracuse
- He led the Yellow Jackets logging his third double-double against FAMU with 15 points and 11 rebounds
- Ndongo now owns 22 career double-doubles and three this season
- Against Georgia Southern, Ndongo logged his first double-double of the season, and 20th of his career, pulling down 10 rebounds to go along with a team-high 20 points
- The 20-point performance was the 10th of his career,

# TECH TIDBITS

## The Last Time a Jacket...

### Scored 30 or more points:

Miles Kelly, 36 at Louisville, 2/10/2024

### Led Tech in scoring off the bench:

Akai Fleming, 13 vs. DePaul, 11/28/2025

### Grabbed 15 or more rebounds:

Mouhamed Sylla, 15 vs. UMES, 11/3/2025

### Had 10 or more assists:

Lamar Washington, 10 vs. Lafayette, 12/20/2025

### Had a point/assist double-double:

Lamar Washington, 20 points/10 assists vs. Lafayette, 12/20/2025

### Had a point/rebound double-double:

Lamar Washington (17 pts/12 reb) vs. Boston College, 1/3/2026

### Had a triple-double:

Ja'von Franklin (14 pts/15 reb/10 ast) at Syracuse, 2/28/2023

### Played 40 minutes in a regulation game:

Lance Terry, Duncan Powell and Nathian George vs. Duke (ACC Tournament), 3/13/2025

### Played every minute of an overtime game:

Nathian George (55 minutes/3 OT) at Clemson, 2/4/2025

### Played every minute of a multiple-OT game:

Nathian George (55 minutes/3 OT) at Clemson, 2/4/2025

## The Last Time the Jackets...

### Scored 100 or more points:

vs. Clayton State (103-53) on 1/23/2022

### Scored 100 or more points in regulation:

vs. Clayton State (103-53) on 1/23/2022

### Scored 100 or more points in consecutive games:

vs. Jackson State (100-70) on 11/13/2006, Georgia State (103-74) on 11/16/2006

### Scored 100 or more points twice in one season:

vs. Cornell (116-81), 11/13/2015, Green Bay (107-77) on 11/19/2015

### Allowed 100 or more points:

vs. North Florida (lost 105-93), 11/12/2024

### Allowed 100 or more points in regulation:

vs. North Florida (lost 105-93), 11/12/2024

### Shot 60 percent or better:

.611 (33-54) vs. Florida A&M, 12/28/2025

### Failed to make a three-point basket:

0-for-12 vs. Virginia, 1/22/2015

### Did not allow a three-point basket:

0-for-11 vs. Pittsburgh, 3/5/2016

### Failed to make a free throw:

0-for-3 vs. Pittsburgh, 1/14/2023

### Grabbed 50 or more rebounds:

56 at Clemson, 2/4/2025

### Multiple players had a double-double:

Kowacie Reeves Jr. (21 pts/10 reb) and Lamar Washington (11/10 assists) vs. Marist, 12/16/2025

### Multiple players had 10 or more rebounds:

Baye Ndongo (14 reb) and Mouhamed Sylla (11) vs. West Georgia, 11/23/2025

### Had 25 or more assists:

27 vs. Alabama A&M, 12/28/2024

### Blocked 10 or more shots:

10 at Cincinnati, 11/22/2023

### Had 15 or more steals:

15 vs. Florida State, 3/13/2021

### Had fewer than 10 turnovers:

9 vs. Syracuse, 1/3/2026

### Had 5 or more players in double-figures in points:

Baye Ndongo (15), Chas Kelley III (14), Akai Fleming (12), Kowacie Reeves Jr. (11), Mouhamed Sylla (11), Lamar Washington (10) vs. Florida A&M, 12/28/2025

### Had 6 players in double-figures in points:

Baye Ndongo (15), Chas Kelley III (14), Akai Fleming (12), Kowacie Reeves Jr. (11), Mouhamed Sylla (11), Lamar Washington (10) vs. Florida A&M, 12/28/2025

### Had two or more players score 20 points:

Kowacie Reeves Jr. (23) and Lamar Washington (23) vs. Monmouth, 12/6/2025

### Had three or more players score 20 points:

Akai Fleming (20), Kowacie Reeves Jr. (20), Lamar Washington (20) vs. Lafayette, 12/20/2025

### Had no player score 10+ points:

Virginia (57-28 loss), 1/22/2015

### Allowed no player to score 10+ points:

Hawaii (73-40 win), 12/25/2019

### Had no player play 30 minutes:

vs. Cincinnati (81-58 loss), 11/23/2024

### Won by 30 or more points:

Alabama A&M (92-49), 12/28/2024

### Won by 40 or more points:

Alabama A&M (92-49), 12/28/2024

### Won by 50 or more points:

Clayton State (103-53), 1/23/2021

### Lost by 30 or more points:

at Cincinnati (89-54), 11/22/2023

### Played an overtime game:

vs. UMES (won 56-52), 11/3/2025

### Defeated a Top 10 team:

#3/3 North Carolina (74-73) 1/30/2024

### Defeated a Top 25 team:

at #21 Clemson (89-86, 3ot) 2/4/2025

### Defeated a Top 10 team on the road:

#7/7 Syracuse (67-62), 3/4/2014

### Defeated a Top 25 team on the road:

at #21 Clemson (89-86, 3ot) 2/4/2025

### Had a game postponed (subsequently rescheduled and played):

Syracuse, 12/29/2021 (COVID), played on 2/21/2022

### Had a game cancelled:

Alabama A&M, 12/23/2021 (COVID)

while his fifth with 20 points and 10 rebounds

• Ndongo returned to the starting lineup on Nov. 7 and logged 20:39 minutes of playing time like he never left

## The Mo Show On Opening Night

• Freshman **Mouhamed Sylla** earned his first collegiate start on Nov. 3 against Maryland Eastern Shore and quickly made a statement with 15 rebounds and 14 points for his first collegiate double-double

• Sylla became the first Yellow Jacket freshman to record a double-double in their collegiate debut since Chris Bosh recorded five straight in 2002-03

• The 15-rebound performance also marked the most by

a Georgia Tech freshman in his first game

• The 15 rebounds were also the third-most by a Georgia Tech freshman in any game - joining the list with teammate Baye Ndongo's 19 vs. Penn State (12/16/2023) and Derrick Favors' 18 at Maryland (2/20/2010)

• Sylla became the second Yellow Jacket freshman in program history to post a 14-point/15-rebound performance. Derrick Favors was the first, recording 21 points and 18 rebounds at Maryland (2/20/2010)

• Sylla recorded the most rebounds by a freshman in the Atlantic Coast Conference on Nov. 3 with his 15

• He was one of two freshman in the ACC to record a double-double in their collegiate debut on Nov. 3 - the other

## ROSTER AT-A-GLANCE (#indicates last-game starter)

<b>2</b>	Eric Chatfield, Jr. .... G.....5-11 .....160.....Atlanta, Ga.....1.5 ppg....1.1 apg > 3-star prospect, two-time all-state performer from Pace Academy in Atlanta
<b>12</b>	Kam Craft ..... G/F.....6-6 .....205.....r-Jr. .... Chicago, Ill. ....7.3 ppg....2.3 rpg > Second-leading scorer and top shooter (43.1% 3pt FG) at Miami (OH) last season
<b>0</b>	Akai Fleming# ..... G.....6-4 .....184.....Atlanta, Ga.....9.9 ppg....3.0 rpg > 3-star prospect ranked No. 17 nationally among shooting guards; attended Osborne HS then Overtime Elite
<b>7</b>	Chas Kelley III ..... G.....6-3 .....185.....Sr..... Houston, Texas .....3.5 ppg....1.1 rpg > Key reserve and part-time starter at the point for 3 years at Boston College
<b>8</b>	Cole Kirouac..... C.....7-0 .....199.....Fr..... Cumming, Ga. ....1.8 ppg....2.1 rpg > 3-star center prospect who attended North Forsyth HS, then Brewster Academy in N.H., then Overtime Elite
<b>5</b>	Peyton Marshall# ..... C.....7-0 .....300.....So..... Atlanta, Ga.....3.9 ppg....3.5 rpg > Played in 22 games, 4.3 minutes per game, as a freshman last season at Missouri
<b>3</b>	Jaeden Mustaf ..... G.....6-6 .....210.....So..... Bowie, Md.....8.1 ppg....4.1 rpg > Played 26 games (10 starts) as a freshman; missed 8 games (inj); 6.9 ppg, 2.3 rpg, 1.1 apg vs. ACC
<b>11</b>	Baye Ndongo# ..... F .....6-9 .....240.....Jr..... Mboro, Senegal .....11.9 ppg....7.8 rpg > 3rd-team All-ACC; averaged double-double in ACC games (14.4 ppg, 10.2 rpg); 4th in rpg, 3rd in FG%
<b>14</b>	Kowacie Reeves Jr.# ..... F .....6-7 .....205.....r-Sr. .... Macon, Ga.....15.7 ppg....1.5 apg > Started all 32 games in 2023-24 & 1st 6 in 2024-25 before sustaining foot injury, missed last 28 games
<b>10</b>	Davi Remagen ..... G.....6-3 .....193.....Fr..... Köln, Germany.....1.6 ppg....1.4 rpg > One of top international prospects who played for RheinStars Köln in the German Pro Basketball League
<b>23</b>	Brandon Stores Jr. .... G.....6-5 .....210.....Fr..... The Bronx, N.Y.....--.....1.0 rpg > 4-star big guard/small forward prospect ranked No. 88 nationally at St. Raymond High School for Boys
<b>6</b>	Mouhamed Sylla ..... C.....6-10 .....240.....Fr..... Louga, Senegal .....10.9 ppg....8.0 rpg > 4-star big prospect who attended Bella Vista Prep in Arizona and played on its national team
<b>32</b>	Dyllan Thompson ..... G/F.....6-7 .....215.....r-Fr. .... Sugar Land, Texas .....--.....-- > Non-scholarship prospect in 2nd year at Tech (red-shirted in 2024-25); all-state in HS basketball
<b>1</b>	Lamar Washington# ..... G.....6-4 .....200.....Sr..... Portland, Ore. ....11.1 ppg....6.1 apg > All-West Coast Conference guard from Pacific, set school record for season assists (191) in 2024-25

## Tech All-Time vs. the ACC

Opponent	Overall	In ACC	Tourney	In McCamish Pavilion	In Opponent Current Venue	Current Streak
Boston College	21-14	17-13	1-3	6-2	6-7	Won 1
California	1-3	1-0	0-0	1-0	0-0	Won 1
Clemson	69-79	41-56	4-1	6-7	11-42	Won 1
Duke	25-81	21-69	3-8	2-6	5-40	Lost 4
Florida State	34-47	24-33	2-2	4-3	8-20	Lost 1
Louisville	16-27	3-12	0-1	3-4	0-6	Won 1
Miami	14-17	13-15	1-1	4-4	5-7	Won 3
North Carolina	28-73	26-59	5-4	3-5	5-28	Lost 1
NC State	45-61	37-47	3-3	3-5	7-13	Won 1
Notre Dame	14-19	8-17	0-2	8-4	1-12	Lost 1
Pittsburgh	13-9	8-9	0-2	5-3	3-4	Won 1
SMU	8-7	0-1	0-0	0-0	1-7	Lost 1
Stanford	2-2	1-0	0-0	1-0	0-1	Won 1
Syracuse	9-11	7-10	0-0	4-4	3-6	Lost 2
Virginia	41-50	39-49	6-5	2-6	1-12	Won 1
Virginia Tech	10-23	8-19	1-1	4-5	2-12	Won 1
Wake Forest	47-44	46-42	0-4	6-2	11-22	Lost 1



# TECH TIDBITS

## Career Games With ...

Led Tech in Points	2025-26	Career
Kam Craft	1	1
Akai Fleming	3	3
Jaeden Mustaf	-	1
Baye Ndongo	3	22
Kowacie Reeves, Jr.	7	10
Mouhamed Sylla	2	2
Lamar Washington	3	3

Led Tech in Rebounds	2025-26	Career
Akai Fleming	1	1
Peyton Marshall	1	1
Jaeden Mustaf	2	11
Baye Ndongo	5	45
Kowacie Reeves, Jr.	3	7
Mouhamed Sylla	6	6
Lamar Washington	1	1

Double-Figure Points	2025-26	Career
Kam Craft	4	27
Akai Fleming	9	9
Chas Kelley III	2	7
Peyton Marshall	1	1
Jaeden Mustaf	3	12
Baye Ndongo	9	55
Kowacie Reeves Jr.	13	48
Mouhamed Sylla	10	10
Lamar Washington	9	34

20-plus Points	2025-26	Career
Kam Craft	-	7
Akai Fleming	1	1
Baye Ndongo	2	11
Kowacie Reeves, Jr.	5	8
Lamar Washington	2	5

30-plus Points	2025-26	Career
Kam Craft	-	2
Lamar Washington	-	2

10-plus Rebounds	2025-26	Career
Baye Ndongo	3	25
Kowacie Reeves, Jr.	1	2
Mouhamed Sylla	5	5
Lamar Washington	1	1

Double-Doubles	2025-26	Career
Baye Ndongo (pts/reb)	3	22
Kowacie Reeves, Jr. (pts/reb)	1	2
Mouhamed Sylla (pts/reb)	5	5
Lamar Washington (pts/assts)	4	4
Lamar Washington (pts/reb)	2	2

being Thijs De Ridder of Virginia (21 pts/10 rbs vs. Rider)

- He was one of eight freshman nationally to record a double-double in the Monday season openers

- Sylla's 15-rebounds were the second-most by any freshman nationally (Mohammad Habhab of Eastern Michigan pulled down the most at 16)

## Making Debuts

- Georgia Tech saw 10 Yellow Jackets take the floor in the season-opener on Nov. 3 against Maryland Eastern Shore

- Amongst those 10, five made their collegiate debuts in freshmen Eric Chatfield Jr., Akai Fleming, Cole Kirouac, Davi Remagen and Mouhamed Sylla. The freshman class produced 19 points, 16 rebounds, six steals, three blocks and an assist

- Kam Craft, Chas Kelley III and Peyton Marshall each made their Yellow Jacket debuts, combining for 16 points, 11 rebounds, six assists and three steals

## Preseason Accolades

- Ahead of tipoff of the 2025-26 season, Georgia Tech's **Baye Ndongo** picked up a few preseason accolades

- For the second consecutive season, Ndongo was selected to the 2025-26 Preseason ACC second team. He was an all-ACC third team selection in 2024-25.

- Ndongo was also one of 20 power forwards named to the 2026 Karl Malone Award preseason watch list, presented by the Naismith Basketball Hall of Fame. The Yellow Jacket was one of five representatives on the list from the ACC, joined by Duke's Cameron Boozer, Miami's Malik Reneau, North Carolina's Caleb Wilson and Syracuse's Donnie Freeman.

## Tech Signs Three Prospects for 2026-27

- During National Signing Week, Georgia Tech inked three prospects for the 2026-27 season - four-star 6-2 point guard **Kaiden Bailey**, four-star 6-10 center **Moustapha Diop** and four-star 6-8 power forward **Jalan Wingfield**

- The three-member class was ranked 20th nationally by 247Sports Composite and sixth in the ACC

- **Kaiden Bailey** - a four-star prospect playing for Santa Margarita Catholic in Rancho Santa Margarita, California. He is ranked a top-20 guard nationally. For the 2023-24 season, he attended Irvine (Calif.) Crean Lutheran, where he averaged 23.9 points, 3.9 rebounds, 3.6 assists and 1.4 steals over 29 games.

- **Moustapha Diop** - currently attending Overtime Elite in Atlanta for his second season. A four-star recruit, Diop is the No. 10-ranked center nationally. During the 2024-25 season at OTE, Diop averaged 11.2 points and 11.7 rebounds per game for the City Reapers. He started his prep career at the Walker School his freshman and sophomore seasons.

- **Jalan Wingfield** - helped Tri-Cities High School capture the state championship last season with a 20-point, 19-rebound performance in the title game. His father, Dontonio Wingfield, was drafted by Seattle in the 1994 NBA Draft and played four seasons in the NBA

## Baye the Way

- Junior forward **Baye Ndongo** returns for his third year on The Flats in 2025-26. The Mboro, Senegal native capped the season picking up all-ACC third team honors.

- Last season, Ndongo was one of two Yellow Jackets to start all 34 games. He returns as the team's leading scorer (13.4 ppg) and rebounder (8.9 rpg) after finishing second offensively on the team last year and leading the Jackets on the glass.

- Ndongo has started 75 consecutive games dating back to the 2023-24 season.

- Ndongo posted a strong finish to the season last year, recording 9 double-doubles in Tech's last 13 games and had 3 in which he scored 20 points with 10 rebounds. He capped the ACC regular season averaging 14.4 ppg and 10.2 rpg.

## Most Points by a Freshman

Kenny Anderson** (1989-90)	722	35 games
Stephon Marbury ** (1995-96)	679	36 games
Josh Okogie (2016-17)	596	37 games
Mark Price ** (1982-83)	568	28 games

\*\*ACC Rookie of the Year

## Top Freshman Seasons (ppg)

Kenny Anderson** (1989-90)	20.6
Mark Price** (1982-83)	20.3
Stephon Marbury** (1995-96)	18.9
Dion Glover (1997-98)	18.4
Josh Okogie (2016-17)	16.1
Chris Bosh** (2002-03)	15.6
Dennis Scott** (1987-88)	15.5
Bruce Dalrymple** (1983-84)	13.6
Glen Rice, Jr. (2010-11)	13.3
Javaris Crittenton (2006-07)	14.4
Thaddeus Young (2006-07)	14.4
Derrick Favors** (2009-10)	12.4
Travis Best (1991-92)	12.3
Tom Hammonds** (1985-89)	12.2
Matt Harpring (1994-95)	12.1
John Salley (1982-83)	11.5
Tony Akins (1998-99)	11.3

\*\*ACC Rookie of the Year

## Freshman Scoring Leaders

*Tech freshmen who have led the Yellow Jackets in scoring for the season.*

2016-17	Josh Okogie (16.1)
2012-13	Marcus Georges-Hunt (10.8), Robert Carter, Jr. (9.9)
2006-07	Javaris Crittenton (14.4), Thaddeus Young (14.4)
2002-03	Chris Bosh (15.6)
1995-96	Stephon Marbury (18.9)
1982-83	Mark Price (20.3*), John Salley (11.5)
1973-74	Jim Wood (11.1)

\*led ACC



# TECH TIDBITS

## Media Access Guidelines

The Yellow Jackets' student-athletes and coaches are generally available to the media around practices prior to each game during the season. Media sessions will be scheduled and announced weekly.

*Georgia Tech's practices are closed to the public and the media unless you are notified otherwise.*

Interview requests with student-athletes that need to be conducted at other times must be made through Liz Ryan in the communications office at least 24 hours in advance. These interviews will be scheduled around the student-athletes' availability and schedule.

Media are asked not to contact student-athletes directly either by phone, text, social media or e-mail; they are instructed to refer media to the communications office. Every effort will be made to make players available when requested. Players are not available on game days until after the game.

## Interviews with Coach Stoudamire

Media wishing to speak with Coach Damon Stoudamire at times other than scheduled media sessions or the ACC Teleconference must set up an appointment through Liz Ryan in the communications office.

## Releases/Photos

Georgia Tech basketball releases, statistics, game notes and media advisories are distributed via e-mail to a list maintained by the communications office. Media wishing to be added to this list should send a request to Liz Ryan. Photographs and video are available on request.

## ACC Media Portal

The ACC Media Portal provides video from a variety of press conferences and select ACC Championship footage throughout the athletic year. Game highlights from regular season football and basketball games will no longer be provided. If you are interested in access to the ACC Media Portal, please contact **Andy Fledderjohann**, [afledder@theacc.org](mailto:afledder@theacc.org) to gain access and for additional information. The use of ACC Championship highlights provided through the ACC Media Portal remain subject to all restrictions as outlined in the ACC News Access Guidelines.

## Ramblinwreck.com/Social Media

**Ramblinwreck.com** - Georgia Tech's official website, is continuously updated with all of Tech's releases, statistics, game notes, biographies, feature stories and other information. Game notes and bio updates are generally posted at least 24 hours prior to each game, while updated statistics and box scores are posted following each game.

## ACC Coaches' Weekly Teleconference

The 18 ACC head basketball coaches will be featured via Zoom conference during the 2025-26 season, beginning in January and continuing through the final week of the regular season. Each coach will have 10 minutes to make an opening statement and answer questions.

Contact Andy Fledderjohann at the ACC media relations office ([afledder@theacc.org](mailto:afledder@theacc.org)) for the call-in number and for questions on the schedule.

- He ranked second in the ACC in rebound average and third in field goal percentage (54.4%) in conference games. Overall, the 6-9 forward averaged 13.4 points and 8.9 rebounds per game, ranking fourth in the ACC in rebound average and third in field goal percentage (53.6%).

## Kowacie's Back

Since his arrival on The Flats in 2023, **Kowacie Reeves Jr.** has started all 53 games he's appeared in as a Yellow Jacket to date. That streak was set to continue last season when Reeves started the first six contests before a foot injury sidelined him the remainder of the season.

Through the first six games opening last season, Reeves averaged 9.3 points, 6th on the team, with just three turnovers. In the first three games, he reached double-figures to average 15.7 points per game.

His first season on The Flats (2023-24), Reeves was one of two Yellow Jackets to start every game and was No. 3 on the team in minutes per game. Reeves averaged 9.8 ppg to rank third on the team.

Reeves joined Georgia Tech in Damon Stoudamire's first year as head coach and begins his third year with the program, also Stoudamire's third year.

## Year Two for Mustaf

Sophomore guard **Jaeden Mustaf** returns for year two after he took the floor in 26 games, starting 10, as a freshman last season. He finished 7th on the team in scoring, averaging 8.3 ppg, hitting 39.3% from the floor, 34.4% from three-point range and 71.4% from the charity stripe. He picked up a starting role last season when Tech's lineup was thinned due to injury before suffering a foot injury of his own. Mustaf recorded nine games scoring in double-digits, including ACC regular season games against Clemson, NC State and Wake Forest.

## A Family Tradition

Basketball runs in the family - at least for the Yellow Jackets.

- **Kam Craft** - father, Mark Craft, was a letterwinner in both basketball (1988-90) and baseball (1987-90) at VMI. He ranks 8th in single-season field goal percentage records, converting 55.9 percent from the field in the 1988-89 season. Mark was a two-time Robert L. Watson '64 Award winner for leading rebounder in both 1989 and 1990. On the baseball side, Mark was drafted in the 10th round of the 1990 MLB Draft by the Oakland Athletics. He played one season in the minor leagues for Southern Oregon A's.

- **Akai Fleming** - father, Atibah, played basketball for the U.S. Virgin Islands national team before moving to Atlanta to attend Morris Brown College.

- **Chas Kelley III** - father was a walk-on at the University of Houston for two seasons before he was injured.

- **Jaeden Mustaf** - son of former Maryland star Jerrod Mustaf, who played for the Terrapins in the late 1980s and was selected 17th overall in the 1990 NBA Draft by the New York Knicks. Three sisters played collegiate basketball as well, including Ashley who played at Maryland Eastern Shore

- **Davi Remagen** - father played second division basketball in Germany for 2-3 years before injury

- **Dyllan Thompson** - mother, Tina, was a former USC All-American and 9-time WNBA all-star. In 1997, she was the 1st overall pick of the WNBA Draft by the Houston Comets. She served as head women's basketball coach at Virginia from 2018-22. She was inducted into the Women's Basketball Hall of Fame and Naismith Memorial Basketball Hall of Fame in 2018. She is also a two-time Olympic gold medalist, helping USA Basketball to gold medals in the 2004 Athens Olympics and 2008 Beijing Olympics.

## 2025-26 Storylines

- Georgia Tech begins the third season under head

## Balanced Scoring

*Seasons in which five players averaged in double figures (all games)*

### 2025-26

Kowacie Reeves Jr.	15.7
Baye Ndongo	11.9
Lamar Washington	11.1
Mouhamed Sylla	10.9
Akai Fleming	9.9

### 2024-25

Lance Terry	14.5
Baye Ndongo	13.4
Naithan George	12.3
Duncan Powell	12.2
Javian McCollum	11.9

### 1991-92

Jon Barry	17.2
Malcolm Mackey	15.8
James Forrest	13.3
Travis Best	12.3
Matt Geiger	11.8

### 1985-86

Mark Price	17.4
John Salley	13.1
Tom Hammonds	12.2
Duane Ferrell	12.1
Bruce Dalrymple	10.8

### 1964-65

Jim Caldwell	17.4
R.D. Craddock	15.2
Pres Judy	10.7
Ron Scharf	10.5
Charles Kenney	10.5

## Avg. Double-Double in ACC Games

Player (Season)	PPG	RPG
Malcolm Mackey (1990-91)	13.9	10.6
Malcolm Mackey (1992-93)	14.6	10.1
Alvin Jones (2000-01)	13.1	10.6
Baye Ndongo (2024-25)	14.4	10.2

# TECH TIDBITS

coach **Damon Stoudamire**, former Arizona All-American and NBA star point guard. Tech went 17-17 overall and 10-10 in the ACC last season. Through two seasons under Stoudamire, the Yellow Jackets were 31-35, 17-23 in the ACC.

- The 2025-26 returning class will be led by 6-9 junior forward **Baye Ndongo** (Mbora, Senegal), a third-team All-ACC performer, 6-7 wing **Kowacie Reeves, Jr.** (Macon, Ga.) and 6-5 guard **Jaeden Mustaf** (Bowie, Md.).

- The Jackets also added four transfer players to the roster in 6-3 guard **Chas Kelley** (Boston College), 6-6 wing **Kam Craft** (Miami, Ohio), 6-4 guard **Lamar Washington** (Pacific) and 7-0 center **Peyton Marshall** (Missouri). The four transfers conclude a 10-member newcomer class that also features six freshmen.

- Tech's freshman recruiting class ranked No. 13 in the nation in the team rankings compiled by Rivals, No. 4 among Atlantic Coast Conference teams, and No. 24 in the nation in the 247Sports composite listing. Tech's freshman class includes four-star 6-4 guard **Akai Fleming** (Marietta, Ga.), four-star 6-10 center **Mouhamed Sylla** (Louga, Senegal), three-star 6-5 guard/forward **Brandon Stores, Jr.** (The Bronx, N.Y.), three-star center **Cole Kirouac** (Cumming, Ga.), three-star 5-11 point guard **Eric Chatfield** (Atlanta, Ga.) and international 6-4 guard **Davi Remagen** (Cologne, Germany). Fleming and Kirouac attended Overtime Elite in Atlanta.

- Georgia Tech's 2025-26 roster includes 10 newcomers (four transfers and six freshmen). Of its roster, five players are from the Atlanta metro area and three are international, including two from Senegal.

- The Yellow Jackets grabbed a pair of strong shooters out of the portal in redshirt-junior **Kam Craft** (Chicago, Ill./Miami(OH)) and **Lamar Washington** (Portland, Ore./Pacific).

- A 6-6 wing, Craft had a standout season last year at Miami (Ohio), as the team's second-leading scorer, helping the RedHawks to a 25-9 overall record and 14-4 ledger in the Mid-American Conference. He started all 34 games, hit 44.6 percent of his shots from the floor, including an impressive 43.1 percent from three-point range. Craft averaged 13.6 points, 3.0 rebounds and 1.0 assists per game.

- A 6-4 guard, Washington earned West Coast All-Conference second team honors last season, after breaking the school record for assists in a season with 191. He ranked in the top-25 in the nation in both assists and assists per game, and averaged 13.5 points and 5.8 assists per outing.

- Kelly and Marshall bring competitive playing experience from Boston College and Missouri, respectively. Kelly played in 30 games at BC, starting 14, to average 18.7 minutes per game as one of the Eagles' primary ballhandlers. Marshall took the floor in 22 games for the Tigers to bring size and depth to the floor.

## Two Jackets on 2025-26 NBA Rosters

Since 1982, Georgia Tech has produced 19 first-round NBA draft picks and 46 draft picks overall. A total of 42 Georgia Tech alumni have played in the NBA.

Two former Georgia Tech players are on NBA rosters for 2025-26 - **Jose Alvarado** in his fifth season with the New Orleans Pelicans, and **Josh Okogie** in his eighth season in the NBA, having recently joining Houston in July. He played his first four years in Minnesota and then three with Phoenix before one year in Charlotte and the 2024-25 season with Toronto.

## Baye One, Get One

Coming off the heels of a standout freshman year, **Baye Ndongo** developed into one of the ACC's best players once conference play began last season, especially when Tech's rotation became thinned by injury. The 6-9 forward finished the ACC regular season averaging a double-double in conference games (14.4 ppg, 10.2 rpg), one of two ACC players to accomplish that. He also ranked third in field goal percentage (.536), and among the top 5 in offensive rebounds per game

and defensive rebounds per game.

Ndongo was the first Tech player to average a double-double in ACC play since 2000-01 (Alvin Jones) and only the third to do so (*see list on page 10*).

Despite battling foul trouble and more intense focus from opposing defenses, Ndongo improved his numbers during his sophomore season, averaging 13.4 points and 8.9 rebounds in all games.

- **Ndongo** also led the Jackets in blocked shots (24) and steals (22) in conference games. The sophomore led Tech in blocked shots (39) and was third in steals (35) in all games.

- Since Tech began competing in the ACC in 1979-80, there have been 14 games where a Yellow Jacket scored 15 points and pulled 15 rebounds, 10 of those came against ACC opponents. **Ndongo** had 3 of those in 2024-25 (15/16 vs. Stanford, 17/15 at Boston College). In that period, **Moses Wright**, the 2021 ACC Player of the Year, had 2.

## Pre-Season Storylines for 2025-26

- **110 seasons** - Georgia Tech has played 110 seasons of basketball, having compiled an all-time on-court record of 1,468-1,340 (*22 wins and one loss from the 2016-17 and 2017-18 seasons were vacated by the NCAA Committee on Infractions*) entering the 2025-26 season.

- **Tech in the ACC** - Tech has played 46 seasons as a member of the Atlantic Coast Conference, having won the conference championship in 1985, 1990, 1993 and 2021. Prior to that, Tech competed in the Metro Conference for three seasons from 1975-78, was an independent from 1964-75, and was a member of the Southeastern Conference for 32 years from 1932-64, winning one title in 1938.

- Tech was projected to finish 13th in the ACC standings this season by a vote of the conference's official media panel. Tech has finished ahead of its media projection eight of the last nine seasons after finishing eighth in 2024-25.

- Tech's last two recruiting classes have been ranked 20th (2024 class) and 13th (2025 class).

- **Damon Stoudamire** is one of 21 head coaches at the NCAA Division I level that played in the NBA. (courtesy of Stephen Gorchov at Hofstra)

## Jackets' Class of 2025 Ranked High

Four-star 6-4 guard **Akai Fleming** from Marietta, Ga. and three-star 6-5 guard/forward **Brandon Stores Jr.**, from the Bronx, N.Y., highlight a four-player class of basketball prospects who signed grant-in-aid papers to join Georgia Tech's men's basketball program. **Cole Kirouac**, a 6-11 center from Cumming, Ga., and 5-11 point guard **Eric Chatfield, Jr.**, from Atlanta also signed scholarship documents to attend Tech.

Fleming and Stores were nominated for the McDonald's All-America team.

Tech's class is ranked No. 13 in the nation, and No. 3 among Atlantic Coast Conference teams in the team rankings compiled by Rivals. It comes on the heels of the Yellow Jackets' 2024 freshman class, which was rated 20th-best in the nation.

Fleming, ranked No. 56 nationally by 247Sports, played the 2024-25 season at Overtime Elite after starring at Osborne High School in Marietta, Ga. As a junior at Osborne, Fleming scored 22 points per game to go with seven rebounds, four assists, two steals and one block per contest.

Considered a three-star big guard/small forward prospect by the 247Sports Composite and the sixth-best player in the state of New York at the time of his commitment last February, Stores Jr., averaged 19.8 points per game as a sophomore and scored 18.2 points per game in 25 games last season at St. Raymond High School for Boys.

Kirouac, a three-star prospect last year and now, originally signed a letter-of-intent to attend Tech last fall while attending Brewster Academy in New Hampshire, but re-classified and decided to attend Overtime Elite in 2024-25.

As a senior at Pace Academy, Chatfield led his team to

## Tech's Opponents in the NET

Date	Opponent	Site	Rank	Quad	Score
N3	UMES	H	335	4	W, 56-52 (OT)
N7	Bryant	H	316	4	W, 74-45
N10	SLU	H	285	4	W, 70-60
N14	UGA	A	28	1	L, 87-92
N18	Ga. Southern	H	209	4	W, 68-66
N23	UWG	H	264	4	W, 82-66
N28	DePaul	N	125	3	L, 75-61
N29	Drake	N	183	3	L, 84-74
D3	Miss. State	H	83	3	L, 85-73
D6	Monmouth	H	218	4	W, 79-67
D16	Marist	H	137	3	W, 87-76
D20	Lafayette	H	336	4	W, 95-81
D28	FAMU	H	332	4	W, 89-65
D31	Duke	A	4	1	L, 85-79
J3	Boston Coll.	H	196	4	W, 65-53
J6	Syracuse	H	84	3	L, 82-72
J10	Miami	A	33	1	
J14	Pittsburgh	H	112	3	
J17	NC State	A	36	1	
J24	Clemson	H	32	2	
J27	Virginia Tech	A	58	1	
J31	UNC	H	22	1	
F4	Cal	A	68	1	
F7	Stanford	A	69	1	
F11	Wake Forest	H	70	2	
F14	Notre Dame	A	60	1	
F18	Virginia	H	21	1	
F21	Louisville	A	15	1	
F28	Florida State	H	115	3	
M4	Cal	H	68	2	
M7	Clemson	A	32	1	

*Through games Jan. 7*

2025-26 NET RANKINGS		151 (As of Jan. 7)
Record vs. NET 1-25		
Home		0-0
Away		0-1
Neutral		0-0
Record vs. NET 26-50		
Home		0-0
Away		0-1
Neutral		0-0
Record vs. NET 51-100		
Home		0-2
Away		0-0
Neutral		0-0
Record vs. NET 101-200		
Home		2-0
Away		0-0
Neutral		0-2
Record vs. NET 201 +		
Home		8-0
Away		0-0
Neutral		0-0

QUADRANT 1 - H (1-30) • N (1-50) • A (1-75)	
Overall:	0-2 • Home: 0-0 • Away: 0-2 • Neutral: 0-0
Remaining Q1 Games:	10 (2 Home • 8 Away)
QUADRANT 2 - H (31-75) • N (51-100) • A (76-135)	
Overall:	0-0 • Home: 0-0 • Away: 0-0 • Neutral: 0-0
Remaining Q2 Games:	3 (3 Home • 0 Away)
QUADRANT 3 - H (76-160) • N (101-200) • A (136-240)	
Overall:	1-4 • Home: 1-2 • Away: 0-2 • Neutral: 0-0
Remaining Q3 Games:	2 (2 Home)
QUADRANT 4 - H (161+) • N (201+) • A (241+)	
Overall:	9-0 • Home: 9-0 • Away: 0-0 • Neutral: 0-0
Remaining Q4 Games:	0 Games

# TECH TIDBITS

the AAA state finals, scoring 20 points in the championship game. He averaged 18.6 points, 4.2 assists, 2.5 steals and 2.5 rebounds as a senior.

## Winning Starts at Home

Georgia Tech has compiled a 155-83 record at home in 13 seasons in McCamish Pavilion. Tech is 57-56 on its home court in ACC games, 44-33 over the past eight seasons.

Tech set a program record for wins at home (17) in 2016-17, including a 7-2 ACC record and two NIT victories.

McCamish Pavilion was essentially brand new when it opened for the 2012-13 season. The only physical elements of McCamish Pavilion that remain from the venerable Alexander Memorial Coliseum are the roof and the 32 steel ribs that support it.

The capacity of McCamish Pavilion is 8,600, including 1,665 seats in the new balcony level and 6,935 seats in the lower seating bowl. There are no suites, but there is a club area that seats 500. Alexander Memorial Coliseum seated 9,191 spectators in its final configuration.

The most impressive features of McCamish Pavilion are its grand entrance, which fronts 10th and Fowler Streets, the ability for patrons to view the court from the main concourse all the way around, and the theatrical lighting system, which concentrates light on the court while leaving the seating areas dark, modeled after the Staples Center in Los Angeles and Madison Square Garden in New York.

Prior to the opening of McCamish Pavilion, Tech played 55 seasons in Alexander Memorial Coliseum, compiling a record of 556-194 (.741). Miami was the last team to play Tech in Alexander Memorial Coliseum, a game Tech won, and was the first ACC team to play in McCamish Pavilion on Jan. 5, which Miami won. For the 2011-12 season, Tech played its home games at State Farm Arena and Gas South Arena.

## 2024-25 Review

- Georgia Tech finished the regular season in 8th place in the ACC standings, four slots ahead of the media's pre-season projections, and has finished ahead of the pre-season projection eight of the last nine years.

- Tech earned a first-round bye in the ACC Tournament for the first time since 2021, when the Yellow Jackets won their fourth ACC championship. It is the Yellow Jackets' second top-9 seed since the ACC expanded to 15 teams ahead of the 2013-14 season.

- Tech earned its most conference wins since 2020-21 (11-6) and had a .500 or better record in league play for the first time since then.

- Baye Ndongo** was named third-team All-Atlantic Coast Conference, while **Naithan George** earned honorable mention. **Duncan Powell** was runner-up for the ACC's Sixth Man Award, and made the ACC all-tournament second team. George was fourth in the voting for the ACC's Most Improved Player Award.

- Tech finished the regular season 14-5 on its home court after beginning the season 2-3, and 8-2 in ACC games, having clinched its first winning home conference record since the 2020-21 season, when the Jackets were 8-1.

- This Tech team was the seventh in program history to win 14 or more games at home in a regular season, and the first since the 2016-17 season, when the Jackets were 17-4 (including two home games in the NIT).

- Tech won its last 6 ACC games at home, the first time the Jackets have won 6 conference games in a row since late in the 2019-20 season, when they won their final 7 ACC home games.

- Tech was 2-5 vs. top-25 teams in 2024-25 (including a win over Clemson, which was No. 21 in the coaches poll but unranked in AP at the time), and 5-6 under Damon Stoudamire.

- Tech, which stood 2-6 in the ACC at one point, won 8 of its last 13 dating back to its Feb. 1 win over Louisville.

- Tech won its first ACC Tournament game since its run to

the 2021 championship.

- Tech's 17 wins matched the most for the program in a season since 2015-16, when the Yellow Jackets went 21-15 (Tech also won 21 games in 2016-17 though all those wins were vacated by the NCAA). Tech won 17 games in 2019-20 and 2020-21.

- Tech was the only ACC team to defeat both Clemson and Louisville, the teams tied for 2nd place in the standings, during the regular season. The Jackets stopped a 10-game winning streak by Louisville, who then won its next 11 games before falling to Duke in the ACC Championship game. Tech ended a 6-game win streak by Clemson, who responded by defeating Duke and North Carolina and won its next 9 in a row before falling to Louisville in the ACC Tournament semifinals.

- In his first two seasons at Tech, **Damon Stoudamire's** Yellow Jackets have beaten every ACC opponent - outside of three 2024-25 newcomers Cal, SMU and Stanford - at least once, and have beaten every current ACC opponent except SMU at least once. Only Clemson and Duke have beaten every other ACC team in the last two years, while Louisville, North Carolina and Wake Forest have defeated all but one.

## Tech Returns to Post-Season

Georgia Tech returned to the post-season for the first time in four years to cap the 2024-25 campaign, receiving a bid to the National Invitation Tournament after winning 17 games during the regular season. The postseason appearance marked the 27th in Georgia Tech men's basketball history and 10th in the NIT.

Tech won five of its last seven regular season games to finish eighth in the Atlantic Coast Conference, earning a first-round bye for the first time since 2021. The Yellow Jackets went 8-5 after the calendar turned to February, including wins over two of the top three teams in the ACC standings, Louisville (77-70) and Clemson (89-86 in 3 overtimes). The Yellow Jackets split their two games in the ACC Tournament, defeating Virginia (66-60) in the second round before falling to No. 1 Duke (78-70) in the quarterfinals.

## 2025 ACC Tournament Recap

Georgia Tech won its first ACC Tournament game and advanced to the quarterfinals for the first time in four years before being eliminated by top-seeded Duke in a close game.

**Duncan Powell** scored 21 points, **Baye Ndongo** registered his ninth double-double in the last 11 games and **Naithan George** nearly recorded a triple-double, leading 8th-seeded Georgia Tech to a 66-60 win over No. 9 seed Virginia in the second round. The win was the Yellow Jackets' first over UVA since Jan. 9, 2016, snapping a nine-year, 13-game losing skid against the Cavaliers.

In the quarterfinals, Tech raced out to a 14-point lead in the first half, but top-seeded and No. 1-ranked Duke rallied to defeat the eighth-seeded Yellow Jackets, 78-70.

The Yellow Jackets dominated the action early in the game, making 10 of their first 21 shots while holding Duke to just six makes on 23 attempts, and Baye Ndongo's tip-in with 5:02 to go in the first half gave the Jackets a commanding 26-12 lead.

Tech led by five at the half (31-26), but Duke opened the second period with a 12-0 run to take a 38-31 advantage. Duke stretched its lead to as many as 11 points, but the Yellow Jackets hung tough and cut the deficit to six on three occasions in the final 90 seconds before succumbing to the top-ranked Blue Devils.

## Tech's NCAA Tournament History

Georgia Tech has played in the NCAA Tournament 17 times in its history. Sixteen of those appearances have occurred from 1985 to the present, 10 under Bobby Cremins and five under Paul Hewitt.

The most recent was 2021, when the Yellow Jackets

won the ACC Championship and earned an automatic bid, then fell 71-60 to Loyola Chicago in the opening round of the Midwest Regional.

That ended an 11-year hiatus from the NCAA Tournament that dated back to 2010, when the Yellow Jackets defeated Oklahoma State in the first round before losing to Ohio State in the round of 32 of the Midwest Regional.

Tech has a record of 23-17 in NCAA Tournament play, highlighted by its 2004 trip to the NCAA title game as well as a Final Four berth in 1990. The Yellow Jackets have reached the NCAA Sweet 16 seven times (1960, 1985, 1986, 1990, 1992, 1996, 2004).

The 2004 and 2005 appearances were Tech's first back-to-back appearances since Bobby Cremins led the Institute to the Big Dance nine straight years from 1985-93.

Georgia Tech has won at least one game in 11 of its 17 NCAA Tournament appearances.

## Tech's ACC Tournament History

Georgia Tech has played in 45 ACC Tournaments and has a 30-41 all-time record in the event. The Yellow Jackets have won four championships, in 1985 (Atlanta), 1990 (Charlotte), 1993 (Charlotte) and 2021 (Greensboro).

Tech has been a runner-up four times (1986, 1996, 2005, 2010). The 1986, 1996 and 2010 runs to the finals occurred in Greensboro. Tech also made the finals in 2005 at the Verizon Center in Washington, D.C.

Tech was 0-2 in the ACC Tournament under coach Dwane Morrison, 15-16 under Bobby Cremins (including three titles), 9-11 under Paul Hewitt (runner-up in 2005 and 2010), 2-5 under Brian Gregory, 3-5 under Josh Pastner (won 2021 title) and 1-2 under Damon Stoudamire.

Tech did not play in the 2020 tournament while serving an NCAA postseason ban.



# TECH TIDBITS

## Tech in the NBA / G League

Player (years at Tech)	Current/Most Recent Team
Jose Alvarado (2017-21)	New Orleans Pelicans
James Banks III (2018-20)	Charlotte Hornets (Summer League)
Derrick Favors (2009-10)	Maine Celtics (G League)
Josh Okogie (2016-18)	Houston Rockets
Thaddeus Young (2006-07)	free agent

## Tech Alumni Elsewhere

Player (years at Tech)	Current/Most Recent Team
Brandon Alston (2017-19)	Hawkes Bay Hawks (New Zealand NBL)
Michael Devoe (2018-22)	Türk Telekom Ankara (Turkey)
Ja'von Franklin (2022-23)	Pitești (Romanian Liga Nationale)
Marcus Georges-Hunt (2012-16)	Al Riyadi (Lebanese DLBL)
Trae Golden (2013-14)	Fujian (Chinese CBA)
Abdoulaye Gueye (2014-19)	Göztepe (Turkish TBL)
Josh Heath (2014-17)	Kangoeroes Basket Mechelen (Belgium)
Rodney Howard (2020-23)	Craiova (Romanian Liga Nationale)
Ben Lammers (2014-18)	MoraBank Andorra (Spanish Liga)
Charles Mitchell (2014-16)	Dorados de Chihuahua (Mexican LNBP)
Khalid Moore (2018-22)	Mykonou (Greece)
Glen Rice, Jr. (2009-12)	Flecheros (Nicaraguan LSB)
Avi Schafer (2017-19)	Mikawa (Japan)
Adam Smith (2015-16)	H. Gilboa Galil (Israeli League)
Jordan Usher (2019-22)	Türk Telekom Ankara (Turkey)
Moses Wright (2017-21)	Zalgiris (Lithania)

## Former Tech Players in Coaching

Player (years at Tech)	Current Position
Rod Balanis (1990-94)	Howard AHC
Anthony Byrd (1981-84)	Knightdale (N.C.) HS HC
Shaun Fein (1999-2001)	Los Angeles Clippers AC
Jarrett Jack (2002-05)	Detroit Pistons AC
Maurice Miller (2008-11)	Memphis East HS HC
Craig Neal (1984-88)	Nevada AHC
Winston Neal (1999-01)	Columbia State (Tenn.) HC
Kyle Perry (1997-01)	Converse Univ. HC
Willie Reese (1985-89)	Jones County (Ga.) HS HC
Fred Vinson (1992-94)	Detroit Pistons AC
Mfon Udofia (2009-13)	Long Island Nets (G League) HC

## Former Tech Coaches in Coaching

Coach (years at Tech)	Current Position
Sherman Dillard (1988-94)	--
Chad Dollar (2011-16)	Cincinnati AHC
Brian Eskildsen (2022-23)	UC Santa Barbara AC
Bruce Evans (2012-16)	North Florida AC
Brian Gregory (2011-16)	Phoenix Suns GM
Tavaras Hardy (2016-18)	--
Paul Hewitt (2000-11)	San Diego Clippers (G League) HC
Chris Kreider (2007-09)	Rice AC
Darryl LaBarrie (2010-11, 2016-18)	--
Robert McCullum (2010-11)	--
Mamadou N'Diaye (2014-16)	--
Billy Schmidt (2011-14)	Chicago Bulls AC
Julian Swartz (2016-23)	--
Cliff Warren (2000-05)	--
Anthony Wilkins (2018-23)	UNLV AC
Charlton Young (2005-09)	Miami AC

## Just Georgia Tech, please...

*The Georgia Institute of Technology is the official title, but Georgia Tech will work fine, or just Tech (unless you're in Virginia or Texas). We would appreciate it if you would use our name in those ways. Georgia Tech University is incorrect. Thank you.*

## Georgia Tech By the Numbers

1	SEC Championships
1	NCAA Post-Graduate Scholar
1	Naismith Award winner
2	Final Four appearances
2	ACC regular-season titles
2	ACC Players of the Year
2	National Freshmen of the Year
3	Years a Member of the Metro Conference
4	ACC Championships
5	First-team All-America players
6	Jersey numbers retired
6	Academic All-Americans
7	NCAA Sweet 16 appearances
8	Wins over teams ranked No. 1
8	NBA lottery picks
12	ACC Rookie of the Year honorees
15	Head coaches in program history
17	NCAA Tournament berths
19	NBA first-round draft picks
25	Total postseason berths (NCAA and NIT)
32	Years a Member of the SEC
45	Years a Member of the ACC
47	Players taken in the NBA Draft
51	Players selected All-ACC (1st/2nd/3rd team)
228	Weeks ranked in either AP or Coaches Poll

## Head Coaches Who Played in NBA

### In NCAA Division I

Coach	School
Steve Alford	Nevada
Mike Bibby	Sacramento State
Speedy Claxton	Hofstra
Hubert Davis	North Carolina
Johnny Dawkins	Central Florida
Bryce Drew	Grand Canyon
Kim English	Providence
Penny Hardaway	Memphis
Fred Hoiberg	Nebraska
Bobby Hurley	Arizona State
Mark Madsen	California
Cuonzo Martin	Missouri State
Mark Pope	Kentucky
Roger Powell Jr.	Valparaiso
Nolan Smith	Tennessee State
<b>Damon Stoudamire</b>	<b>Georgia Tech</b>
Rod Strickland	Long Island
Reggie Theus	Bethune-Cookman
Darrell Walker	Little Rock
Charlie Ward	Florida A&M
Mo Williams	Jackson State

## McCamish Pavilion 411

**Name:** McCamish Pavilion (mc-KAM-ish), named for Atlanta insurance executive Hank McCamish who gave the lead gift for the facility

**Capacity:** 8,600 (6935 court level, 1665 balcony level)

**Cost:** \$50 million

**Contractor:** Whiting-Turner

**Architect:** Populous

**Cremins Court:** the court remains named for the former Tech head coach

**Alexander Courtyard:** located at the Fowler Street entrance, honors the former Tech director of athletics and the history of the former Tech home arena named for him

**Grand entrance:** 10th and Fowler Streets, foyer includes graphic representations of retired jerseys and Tech's two Final Four appearances

**Other entrances:** West entrance off Fowler Street (students and media), East entrance from main arena parking (for club patrons)

**Features:** center-hung scoreboard and video boards, mezzanine fascia ribbon boards, theatrical lighting, primarily chairback seating, club area

## Facts and Dates

- 2,500 cubic yards of concrete removed
- 3,000 cubic yards of concrete installed
- 500 tons of new steel installed
- Over 1 mile of new railing installed
- 20,000 gallons of paint used
- 2,000 feet of new mechanical piping
- 2,500 feet of new ductwork
- \$4M in new audio-visual and scoreboards
- 50 TV's throughout the concourse and Callaway Club
- Farthest distance material traveled to site: 4,835 miles
- Shortest distance material traveled to site: 1 mile
- Number of Tech alumni involved in the project: over 100
- Number of days construction took: 520
- Number of 1950's old style Coke bottles found while installing the underground foundations: 11
- Number of new staircases: 13
- Number of new sports lights for the competition floor: Over 300
- 270-degree court view from concourse

**Groundbreaking:** May 5, 2011

**Opening:** October, 2012

**First public event:** Oct. 21, 2012 - Jacket Jam (men's and women's scrimmages)

**First men's game:** Nov. 9, 2012 vs. Tulane

**Head coaches:** Brian Gregory of Georgia Tech, Ed Conroy of Tulane

**Officiating crew:** Karl Hess, Gary Maxwell, Raymond Styons

**TV announce crew:** Tom Werme, Cory Alexander (ACC Network, syndicated over-the-air iteration)

**First Tech points:** Marcus Georges-Hunt (2 FT, 18:13, 1st half)

**First basket:** Tulane's Josh Davis (18:44, 1st half)

**Attendance:** 8,600 (sellout)

**First women's game:** Nov. 11, 2012 vs. Tennessee

*Tech played 55 seasons in Alexander Memorial Coliseum, compiling a record of 556-194 (.741). Miami was the last team to play Tech there, a game Tech won, and was the first ACC team to play in McCamish Pavilion, which Miami won. For the 2011-12 season, Tech played its home games at Philips Arena and the Arena at Gwinnett.*



# COACHING STAFF

## Head Coach Damon Stoudamire • 3rd season at Tech

Well-known throughout the basketball world for his success as a player and coach at the collegiate and professional levels, Damon Stoudamire became the 15th head coach in Georgia Tech men's basketball history on March 14, 2023.

In his first year on The Flats, the former collegiate All-American and NBA standout remade the Tech roster and guided the Yellow Jackets to victories over three top-25 teams and wins over three ACC teams that advanced to the Sweet 16 of the NCAA Tournament - Duke, North Carolina and Clemson.

In year two, he led a late-season surge in which the Yellow Jackets finished eighth in the ACC at 10-10, earning their highest regular-season finish, first ACC Tournament win and first post-season berth in four years.

Stoudamire came to Georgia Tech after most recently serving as an assistant coach of the Boston Celtics, who sat atop the NBA's Atlantic Division standings at the time of his hiring at Tech. He was with the Celtics for nearly two seasons (2021-22 and 2022-23), after a successful five-season stint as the head coach at Pacific (2016-21). At Pacific, he was named West Coast Conference Coach of the Year in 2020 after leading the Tigers to a 23-10 record in 2019-20, good for the program's best winning percentage (.697) in 15 years, and a third-place finish in the powerful WCC (behind only national powers Gonzaga and St. Mary's). He also was honored with the Ben Jobe Award, given annually to the nation's top minority head coach.

Stoudamire established himself as one of his generation's premier players when he was a three-time all-conference performer, the 1995 Pac 10 co-Player of the Year and a consensus first-team All-American at Arizona, where he played four seasons from 1991-95. After helping lead the Wildcats to the Final Four as a junior in 1994, he capped his collegiate career by averaging 22.8 points per game, en route to the co-conference Player of the Year and consensus first-team All-America recognition in 1995.

At the conclusion of his Arizona career, Stoudamire was the Wildcats' all-time leader in 3-pointers made (272) and ranked second in points (1,849) and fourth in assists (663). He was the only player in Arizona history with two 40-point games.

His amateur career also included helping lead the United States to the gold medal in the 1993 World University Games (where he led the team in assists and steals despite being the youngest player on the roster) and the bronze at the 1994 Goodwill Games.

Stoudamire was selected by the Toronto Raptors with the seventh overall pick in the 1995 NBA Draft and averaged 13.4 points and 6.1 assists per game over the course of a 13-year professional playing career that included stints with the Raptors (1995-98), Portland Trail Blazers (1998-05), Memphis Grizzlies (2005-08) and San Antonio Spurs (2008). He was named the 1996 NBA Rookie of the Year after averaging 19 points and 9.3 assists per game in his first NBA campaign.

Following the conclusion of his NBA playing career in 2008, Stoudamire immediately embarked on his coaching career, beginning as director of player development at Rice in 2008-09. He then went on to serve as an assistant coach with the Memphis Grizzlies for two seasons (2009-11), before getting back into the college game with stints as an assistant at Memphis (2011-13), his alma mater Arizona (2013-15) and again at Memphis (2015-16).

After helping lead Memphis and Arizona to four conference championships (two Conference USA titles at Memphis, two Pac-12 crowns at Arizona) and four NCAA Tournament berths (including back-to-back Elite Eight appearances at Arizona) in six seasons, Stoudamire was hired as the head coach at Pacific in 2016. He inherited a program coming off an 8-20 campaign and built it into a WCC contender, highlighted by the 23-10 campaign in 2019-20. The Tigers' 11-5 conference record that season remains their most-ever wins in WCC play.

After posting a 9-9 overall record during the Covid-shortened 2020-21 season, Stoudamire returned to the NBA as an assistant coach for the Celtics. In his first season in Boston, he helped lead the Celtics to the 2022 NBA Finals. The Celtics stood in first place in the Atlantic Division and in second both in the Eastern Conference and in the NBA's overall league standings at the time he took the Tech position. With Boston, he coached a pair of metro-Atlanta natives in Malcolm Brogdon (Norcross, Ga.) and Jaylen Brown (Alpharetta, Ga.).

A Portland, Ore. native, Stoudamire, 51, graduated from Woodrow Wilson High School in 1991 and earned his bachelor's degree from Arizona in 2008. He has a daughter, Kemeco, and two sons, Damon and Brandon.

### Stoudamire as a Head Coach

Season	School	Overall	Conference	Postseason
2016-17	Pacific	*11-22	*4-14 / 9th	*on-court record
2017-18	Pacific	14-18	9-9 / 14th	
2018-19	Pacific	14-18	4-12 / 9th	
2019-20	Pacific	23-10	11-5 / 13rd	
2020-21	Pacific	9-9	6-7 / 5th	
<b>at Pacific</b>	<b>5 years</b>	<b>71-77</b>	<b>34-47</b>	
2023-24	Georgia Tech	14-18	7-13	
2024-25	Georgia Tech	17-17	10-10	NIT 1st round
2025-26	Georgia Tech	10-6	1-2	
<b>at Georgia Tech</b>	<b>3rd year</b>	<b>41-41</b>	<b>18-25</b>	
<b>CAREER</b>	<b>8th year</b>	<b>112-118</b>	<b>52-72</b>	

### Stoudamire Coaching Resume

- Georgia Tech, head coach (2023-present)
- Boston Celtics, assistant coach (2021-23)
- Pacific, head coach (2016-21)
- Memphis, assistant coach (2015-16)
- Arizona, assistant coach (2013-15)
- Rice, director of player development (2008-09)
- Memphis, assistant coach (2011-13)
- Memphis Grizzlies, assistant coach (2009-11)

**Honors:** All-Pac-10 Conference (1993, 1994, 1995), Pac-10 Co-Player of the Year (1995), Consensus first-team All-American (1995), finalist for the Wooden Award (1995), West Coast Conference Coach of the Year (2020), Ben Jobe Award (2020)

**Playing Experience:** Lettered four years at Arizona (1991-95), Toronto Raptors (1995-98), Portland Trail Blazers (1998-2005), Memphis Grizzlies (2005-08), San Antonio Spurs (2008)

## Coaching Staff

### KARL HOBBS

#### Associate Head Coach • 3rd season at Tech

Karl Hobbs, who directed George Washington to three straight NCAA Tournament appearances as a head coach, captured two national titles as an assistant at Connecticut and helped Rutgers to three post-season appearances in his most recent stop, joined the Georgia Tech men's basketball staff as associate head coach in April of 2023.

Hobbs has 36 seasons of Division I coaching experience and 21 post-season appearances on his resume, and comes to The Flats following seven seasons as associate head coach at Rutgers. He helped guide the Scarlet Knights to post-season appearances each of the past three seasons, including back-to-back appearances in the NCAA Tournament in 2021 and 2022, marking the first time RU made the big dance in consecutive seasons since 1976. Hobbs helped Rutgers snap a 30-year NCAA Tournament drought when the Scarlet Knights earned a berth in the 2021 the NCAA Tournament, their first appearance since 1991.

### GREG GARY

#### Assistant Coach • 2nd season at Tech

A veteran of 30 years as a coach on the Division I level, including seven years as a head coach, Greg Gary joined the Georgia Tech men's basketball staff in June of 2024 as a quality control analyst.

Gary comes to The Flats after five seasons as the head coach at Mercer University in Macon, Ga., where the Bears won 81 games, and nine players earned all-Southern Conference honors during his tenure. He has made 17 postseason appearances as a college assistant and player, reaching the NCAA Tournament nine times.

### PERSHIN WILLIAMS

#### Assistant Coach • 3rd season at Tech

A former graduate assistant with the Georgia Tech men's basketball program, Pershin Williams joined the Yellow Jackets' men's basketball staff as assistant coach in April of 2023 following four seasons on the bench at Kennesaw State.

Now with 12 years of full-time college coaching experience, Williams helped head coach Amir Abdur-Rahim build the KSU program into a championship team in the Atlantic Sun Conference and an NCAA Tournament team in 2023. KSU went 26-9 last season, 15-3 in the A-Sun, and three Owls earned all-conference recognition after being picked to finish eighth in the pre-season conference poll.

### NATE BABCOCK

#### Assistant Coach • 3rd season at Tech

After two seasons as an assistant coach with the Grand Rapids Gold in the G League, Nate Babcock joined the Georgia Tech men's basketball staff as quality control coach in June of 2023. He returns to the collegiate ranks after nine years on the professional level.

Prior to his time in Grand Rapids, the G League affiliate of the Denver Nuggets, Babcock spent seven years in various support roles in the NBA and G League. He joined the Gold after three years as the special assistant to the head coach with the Atlanta Hawks organization where he assisted with player development as well as opponent scouting and game preparation.

### BONZI WELLS

#### Assistant Coach • 3rd season at Tech

A 12-year veteran of professional basketball, including 10 in the National Basketball Association, Bonzi Wells joined the Georgia Tech men's basketball staff as an assistant coach in August of 2023. Wells will concentrate his efforts on player development and on-court coaching.

Wells, 46, came to Tech following two seasons as the head coach at Division II Le Moyne-Owen College in Memphis, Tenn., where he led the Magicians to a 34-23 record over his two years, including an 18-11 mark in 2022-23.

# BIO UPDATES



## #0 AKAI FLEMING

Guard • 6-4 • 184 • Freshman • Marietta, Ga. • Overtime Elite (Atlanta)

### THE FLEMING FILE

- Major: Business Administration
- Has excellent footwork, ballhandling ability and willingness to shoot mid-range jumper
- Started played at 4-5 years old when his father put a basketball in his hands
- Spent senior year at Overtime Elite in Atlanta; Osborne High School (Marietta) his freshman-junior years
- Father, Atibah, was a member of the U.S. Virgin Islands national team before moving to Atlanta to attend Morris Brown

### 2025-26 ACCOLADES

- Emerald Coast Classic All-Tournament Team

### CAREER & SEASON HIGHS

#### Points

Season: .....20 vs. Lafayette (12/20/25)

Career: .....20 vs. Lafayette (12/20/25)

#### Field Goals

Season: .....6 vs. Drake (11/29/25)

Career: .....6 vs. Drake (11/29/25)

#### Field Goals Attempted

Season: .....13 vs. Mississippi State (12/3/25)

Career: .....13 vs. Mississippi State (12/3/25)

#### 3- Point Field Goals

Season: .....2, 3x, last vs. Drake (11/29/25)

Career: .....2, 3x, last vs. Drake (11/29/25)

#### 3- Point Field Goals Attempted

Season: .....5, 4x, last vs. Syracuse (1/6/26)

Career: 4, .....5, 4x, last vs. Syracuse (1/6/26)

#### Free Throws

Season: .....11 vs. Lafayette (12/20/25)

Career: .....11 vs. Lafayette (12/20/25)

#### Free Throws Attempted

Season: .....12 vs. Lafayette (12/20/25)

Career: .....12 vs. Lafayette (12/20/25)

#### Rebounds

Season: .....7 vs. Drake (11/29/25)

Career: .....7 vs. Drake (11/29/25)

#### Assists

Season: .....4 at Duke (12/31/25)

Career: .....4 at Duke (12/31/25)

#### Steals

Season: .....2, 2x, last vs. DePaul (11/28/25)

Career: .....2, 2x, last vs. DePaul (11/28/25)

#### Blocks

Season: .....1, 4x, last vs. Syracuse (1/6/26)

Career: .....1, 4x, last vs. Syracuse (1/6/26)

#### Turnovers

Season: .....4, 2x, last vs. Boston College (1/3/25)

Career: .....4, 2x, last vs. Boston College (1/3/25)

#### Minutes

Season: .....34:04 vs. Drake (11/29/25)

Career: .....34:04 vs. Drake (11/29/25)

#### Miscellaneous

	Career	25-26
Double-Doubles:	-	-
Double Figure Points:	9	9
Double Figure Rebounds:	-	-
Led Team In Points/Rebs:	3/1	3/1
20+ Points:	1	1

### 2025-26 GAME-BY-GAME STATISTICS

#### #0 FLEMING, Akai

Opponent	Date	GS	MIN	Total		3-Pointers		Free throws		Rebounds				PF	A	TO	BLK	STL	PTS	AVG	
				FG-FGA	PCT	3FG-3FGA	PCT	FT-FTA	PCT	OFF	DEF	TOT	AVG								
UMES	11/03/2025		12:01	1-7	.143	0-3	.000	0-0	.000	0	0	0	0.0	0	0	0	1	1	2	2.0	
Bryant	11/07/2025		21:08	4-8	.500	2-3	.667	4-6	.667	0	2	2	1.0	2	0	3	0	2	14	8.0	
Southeastern La.	11/10/2025		24:49	3-5	.600	1-2	.500	5-6	.833	0	3	3	1.7	2	1	2	0	0	12	9.3	
at Georgia	11/14/2025		13:29	3-4	.750	2-3	.667	0-0	.000	0	2	2	1.8	3	2	3	0	1	8	9.0	
Ga. Southern	11/18/2025		29:51	3-9	.333	1-5	.200	3-5	.600	1	2	3	2.0	1	3	2	0	0	10	9.2	
West Ga.	11/23/2025		16:60	0-5	.000	0-2	.000	1-2	.500	0	2	2	2.0	0	0	1	0	0	1	7.8	
vs DePaul	11/28/2025		26:13	4-11	.364	0-2	.000	5-8	.625	1	2	3	2.1	1	0	1	0	2	13	8.6	
vs Drake	11/29/2025	*	34:04	6-12	.500	2-5	.400	1-2	.500	3	4	7	2.8	2	1	0	0	0	15	9.4	
Mississippi St.	12/03/2025	*	26:24	3-13	.231	0-5	.000	6-6	1.000	0	1	1	2.6	1	2	0	0	0	12	9.7	
Monmouth	12/06/2025	*	23:45	0-9	.000	0-0	.000	0-0	.000	2	4	6	2.9	0	1	2	0	0	0	8.7	
Marist	12/16/2025	*	27:14	4-4	1.000	1-1	1.000	4-5	.800	0	2	2	2.8	1	0	1	0	1	13	9.1	
Lafayette	12/20/2025	*	30:03	4-8	.500	1-1	1.000	11-12	.917	1	4	5	3.0	2	3	1	0	0	20	10.0	
Florida A&M	12/28/2025	*	29:40	3-4	.750	1-1	1.000	5-6	.833	0	2	2	2.9	2	1	4	1	1	12	10.2	
at Duke	12/31/2025	*	23:46	1-4	.250	1-2	.500	6-6	1.000	0	2	2	2.9	4	4	2	1	1	9	10.1	
Boston College	01/03/2026	*	27:44	2-8	.250	0-3	.000	4-4	1.000	2	3	5	3.0	1	0	4	0	0	8	9.9	
Syracuse	01/06/2026	*	22:55	2-7	.286	1-5	.200	4-4	1.000	0	3	3	3.0	4	0	1	1	0	9	9.9	
Totals			9	390:05	43-118	.364	13-43	.302	59-72	.819	10	38	48	3.0	26	18	27	4	9	158	9.9

#### Player Averages

Games Played	Minutes/game	Points/game	FG Pct	3FG Pct	FT Pct	Rebounds/game	Assists/game	Turnovers/game	Assist/Turnover ratio	Steals/game	Blocks/game
16	24.4	9.9	36.4	30.2	81.9	3.0	1.1	1.7	0.7	0.6	0.3

### CAREER STATISTICS

#### FLEMING, Akai

				Field Goals		3-Point		F-Throws		Rebounds				Scoring						
SEASON	TEAM	GP-GS	MIN/AVG	FG-FGA	FG%	3FG-3FGA	3FG%	FT-FTA	FT%	OFF	DEF	TOT	AVG	PF-FO	A	TO	BLK	STL	PTS	AVG
2025-26	GaTech	16-9	390/24.4	43-118	.364	13-43	.302	59-72	.819	10	38	48	3.0	26-0	18	27	4	9	158	9.9
<b>TOTAL</b>		<b>16-9</b>	<b>390/24.4</b>	<b>43-118</b>	<b>.364</b>	<b>13-43</b>	<b>.302</b>	<b>59-72</b>	<b>.819</b>	<b>10</b>	<b>38</b>	<b>48</b>	<b>3.0</b>	<b>26-0</b>	<b>18</b>	<b>27</b>	<b>4</b>	<b>9</b>	<b>158</b>	<b>9.9</b>

# BIO UPDATES



## #1 LAMAR WASHINGTON

Guard • 6-4 • 200 • Senior • Portland, Ore. • Pacific

### THE WASHINGTON FILE

- Major: History, Technology & Society
- Left-handed shooter who is a proven scorer and distributor
- Played two seasons at Texas Tech before transferring to Pacific for the 2024-25 season
- Majored in Media X at Pacific
- WCC All-Conference second team honoree; WCC Player of the Week after a career-high 40-point performance
- Played football (linebacker) up to his junior year of high school and was coached by Houston Lillard

### CAREER & SEASON HIGHS

#### Points

Season: ..... 23 vs. Monmouth (12/6/25)

Career: ..... 40 at Washington State (1/9/25)\*

#### Field Goals

Season: ..... 7 vs. Monmouth (12/6/25)

Career: ..... 16 at Washington State (1/9/25)\*

#### Field Goals Attempted

Season: ..... 15 at Georgia (11/14/25)

Career: ..... 22 at Washington State (1/9/25)\*

#### 3- Point Field Goals

Season: ..... 3 vs. Lafayette (12/20/25)

Career: ..... 4 at Washington State (1/9/25)\*

#### 3- Point Field Goals Attempted

Season: ..... 4, 3x, last at Duke (12/31/25)

Career: ..... 8 vs Pepperdine (1/4/25)\*

#### Free Throws

Season: ..... 8 vs. Monmouth (12/6/25)

Career: ..... 12 vs Nicholls (12/7/22)\*\*

#### Free Throws Attempted

Season: ..... 9 vs. Monmouth (12/6/25)

Career: ..... 17 vs Nicholls (12/7/22)\*\*

#### Rebounds

Season: ..... 12 vs. Boston College (1/3/25)

Career: ..... 12 vs. Boston College (1/3/25)

#### Assists

Season: ..... 10, 2x, last vs. Lafayette (12/20/25)

Career: ..... 15 vs Jessup (11/4/24)\*

#### Steals

Season: ..... 3, 2x, last vs. Syracuse (1/6/26)

Career: ..... 5, 2x, last vs San Diego (3/6/25)\*

#### Blocks

Season: ..... 2 vs. Boston College (1/3/25)

Career: ..... 2, 3x, last vs. Boston College (1/3/25)

#### Turnovers

Season: ..... 5, 2x, last at Duke (12/31/25)

Career: ..... 9 at Pepperdine (1/25/25)\*

#### Minutes

Season: ..... 36:45 vs. Lafayette (12/20/25)

Career: ..... 45:00 at Portland (1/16/25)\*

\*at Pacific; \*\*at Texas Tech

#### Miscellaneous

	Career	25-26
Double-Doubles:	6	3
Double Figure Points:	34	9
Double Figure Rebounds:	2	1
Led Team In Points/Rebs:	-	3/1
20+ Points:	5	2

### 2025-26 GAME-BY-GAME STATISTICS

#### #1 WASHINGTON, Lamar

Opponent	Date	GS	MIN	Total		3-Pointers		Free throws		Rebounds				PF	A	TO	BLK	STL	PTS	AVG	
				FG-FGA	PCT	3FG-3FGA	PCT	FT-FTA	PCT	OFF	DEF	TOT	AVG								
Southeastern La.	11/10/2025		27:41	4-9	.444	2-3	.667	3-4	.750	0	6	6	6.0	2	3	3	0	0	13	13.0	
at Georgia	11/14/2025		29:55	6-15	.400	1-4	.250	3-5	.600	3	2	5	5.5	4	5	2	0	2	16	14.5	
Ga. Southern	11/18/2025		24:50	0-4	.000	0-2	.000	1-2	.500	0	6	6	5.7	4	1	4	0	2	1	10.0	
West Ga.	11/23/2025		23:23	3-5	.600	0-1	.000	2-2	1.000	0	4	4	5.3	2	7	1	0	1	8	9.5	
vs DePaul	11/28/2025		25:46	0-6	.000	0-3	.000	0-0	.000	0	0	0	4.2	3	7	3	0	2	0	7.6	
vs Drake	11/29/2025		24:50	3-9	.333	1-4	.250	4-6	.667	2	1	3	4.0	3	6	1	0	1	11	8.2	
Mississippi St.	12/03/2025		27:07	3-6	.500	0-0	.000	1-2	.500	0	3	3	3.9	3	5	2	0	0	7	8.0	
Monmouth	12/06/2025	*	34:27	7-9	.778	1-2	.500	8-9	.889	0	8	8	4.4	3	6	2	0	0	23	9.9	
Marist	12/16/2025	*	34:29	4-12	.333	1-1	1.000	2-2	1.000	1	5	6	4.6	2	10	4	0	2	11	10.0	
Lafayette	12/20/2025	*	36:45	6-10	.600	3-3	1.000	5-5	1.000	2	3	5	4.6	0	10	1	1	3	20	11.0	
Florida A&M	12/28/2025	*	30:14	5-8	.625	0-1	.000	0-0	.000	0	7	7	4.8	2	8	5	0	2	10	10.9	
at Duke	12/31/2025	*	30:20	2-8	.250	1-4	.250	5-7	.714	0	2	2	4.6	3	6	5	1	2	10	10.8	
Boston College	01/03/2026	*	36:37	5-10	.500	2-3	.667	5-6	.833	1	11	12	5.2	2	5	2	2	1	17	11.3	
Syracuse	01/06/2026	*	33:44	3-14	.214	0-3	.000	3-4	.750	2	5	7	5.3	4	7	0	1	3	9	11.1	
Totals			7	420:08	51-125	.408	12-34	.353	42-54	.778	11	63	74	5.3	37	86	35	5	21	156	11.1

#### Player Averages

Games Played	Minutes/game	Points/game	FG Pct	3FG Pct	FT Pct	Rebounds/game	Assists/game	Turnovers/game	Assist/Turnover ratio	Steals/game	Blocks/game
14	30.0	11.1	40.8	35.3	77.8	5.3	6.1	2.5	2.5	1.5	0.4

### CAREER STATISTICS

#### WASHINGTON, Lamar

SEASON	TEAM	GP-GS	MIN/AVG	Field Goals		3-Point		F-Throws		Rebounds				Scoring						
				FG-FGA	FG%	3FG-3FGA	3FG%	FT-FTA	FT%	OFF	DEF	TOT	AVG	PF-FO	A	TO	BLK	STL	PTS	AVG
2022-23	TTU	32-3	491/15.4	34-80	.425	7-30	.233	33-45	.733	7	49	56	1.8	47-0	57	45	6	29	108	3.4
2023-24	TTU	30-0	267/8.9	21-55	.382	4-17	.235	17-25	.680	14	32	46	1.5	35-0	23	18	1	9	63	2.1
2024-25	PAC	33-33	1132/34.3	159-397	.401	37-125	.296	89-106	.840	33	136	169	5.1	75-1	191	129	5	55	444	13.5
2025-26	GaTech	14-7	420/30.0	51-125	.408	12-34	.353	42-54	.778	11	63	74	5.3	37-0	86	35	5	21	156	11.1
<b>TOTAL FOR GaTech</b>		<b>14-7</b>	<b>420/30.0</b>	<b>51-125</b>	<b>.408</b>	<b>12-34</b>	<b>.353</b>	<b>42-54</b>	<b>.778</b>	<b>11</b>	<b>63</b>	<b>74</b>	<b>5.3</b>	<b>37-0</b>	<b>86</b>	<b>35</b>	<b>5</b>	<b>21</b>	<b>156</b>	<b>11.1</b>
<b>TOTAL</b>		<b>109-43</b>	<b>2310/21.2</b>	<b>265-657</b>	<b>.403</b>	<b>60-206</b>	<b>.291</b>	<b>181-230</b>	<b>.787</b>	<b>65</b>	<b>280</b>	<b>345</b>	<b>3.2</b>	<b>194-1</b>	<b>357</b>	<b>227</b>	<b>17</b>	<b>114</b>	<b>771</b>	<b>7.1</b>

# BIO UPDATES



## #2 ERIC CHATFIELD JR.

Guard • 5-11 • 160 • Freshman • Atlanta, Ga. • Pace Academy

### THE CHATFIELD FILE

- Major: Business Administration
- Has excellent quickness and speed, ballhandling skills
- Father, Eric, Sr., was an All-American player at Angelina Junior College before starring at New Mexico
- Mother, Rene, played at Georgia State and was a member of the Panthers' first NCAA Tournament team in 2001
- Attended Pace Academy - helping team to Georgia 4A state playoffs as a senior in 2025; Pace went 101-22 in his four years
- Attended NBPA Top 100 camp in Orlando with teammates Akai Fleming and Dyllan Thompson

### CAREER & SEASON HIGHS

#### Points

Season: .....5 vs. Drake (11/29/25)

Career: .....5 vs. Drake (11/29/25)

#### Field Goals

Season: .....2 vs. Drake (11/29/25)

Career: .....2 vs. Drake (11/29/25)

#### Field Goals Attempted

Season: .....4, 2x, last vs. MSU (12/3/25)

Career: .....4, 2x, last vs. MSU (12/3/25)

#### 3- Point Field Goals

Season: .....1, 3x, last vs. FAMU (12/28/25)

Career: .....1, 3x, last vs. FAMU (12/28/25)

#### 3- Point Field Goals Attempted

Season: .....3 vs. UMES (11/3/25)

Career: .....3 vs. UMES (11/3/25)

#### Free Throws

Season: .....N/A

Career: .....N/A

#### Free Throws Attempted

Season: .....N/A

Career: .....N/A

#### Rebounds

Season: .....2, 2x, last vs. MSU (12/3/25)

Career: .....2, 2x, last vs. MSU (12/3/25)

#### Assists

Season: .....3, 2x, last vs. MSU (12/3/25)

Career: .....3, 2x, last vs. MSU (12/3/25)

#### Steals

Season: .....2 vs. Drake (11/29/25)

Career: .....2 vs. Drake (11/29/25)

#### Blocks

Season: .....N/A

Career: .....N/A

#### Turnovers

Season: .....2 vs. Bryant (11/7/25)

Career: .....2 vs. Bryant (11/7/25)

#### Minutes

Season: .....23:26 vs. Drake (11/29/25)

Career: .....23:26 vs. Drake (11/29/25)

#### Miscellaneous

	Career	25-26
Double-Doubles:	-	-
Double Figure Points:	-	-
Double Figure Rebounds:	-	-
Led Team In Points/Rebs:	-	-
20+ Points:	-	-

### 2025-26 GAME-BY-GAME STATISTICS

#### #2 CHATFIELD JR, Eric

Opponent	Date	GS	MIN	Total		3-Pointers		Free throws		Rebounds				PF	A	TO	BLK	STL	PTS	AVG
				FG-FGA	PCT	3FG-3FGA	PCT	FT-FTA	PCT	OFF	DEF	TOT	AVG							
UMES	11/03/2025		11:43	1-3	.333	1-3	.333	0-0	.000	0	0	0	0.0	3	1	0	0	1	3	3.0
Bryant	11/07/2025		11:46	1-2	.500	0-1	.000	0-0	.000	0	1	1	0.5	3	1	2	0	1	2	2.5
Southeastern La.	11/10/2025		16:23	1-4	.250	0-2	.000	0-0	.000	0	1	1	0.7	0	1	1	0	0	2	2.3
West Ga.	11/23/2025		03:27	0-1	.000	0-1	.000	0-0	.000	0	0	0	0.5	0	0	1	0	0	0	1.8
vs DePaul	11/28/2025		04:27	0-2	.000	0-2	.000	0-0	.000	0	0	0	0.4	0	0	0	0	0	0	1.4
vs Drake	11/29/2025		23:26	2-3	.667	1-2	.500	0-0	.000	0	2	2	0.7	1	3	1	0	2	5	2.0
Mississippi St.	12/03/2025		18:23	0-4	.000	0-1	.000	0-0	.000	1	1	2	0.9	4	3	0	0	1	0	1.7
Monmouth	12/06/2025		07:59	0-1	.000	0-1	.000	0-0	.000	0	0	0	0.8	0	1	0	0	0	0	1.5
Marist	12/16/2025		04:02	0-0	.000	0-0	.000	0-0	.000	0	0	0	0.7	0	0	0	0	0	0	1.3
Florida A&M	12/28/2025		08:21	1-1	1.000	1-1	1.000	0-0	.000	0	0	0	0.6	1	1	0	0	0	3	1.5
<b>Totals</b>		<b>0</b>	<b>109:57</b>	<b>6-21</b>	<b>.286</b>	<b>3-14</b>	<b>.214</b>	<b>0-0</b>	<b>.000</b>	<b>1</b>	<b>5</b>	<b>6</b>	<b>0.6</b>	<b>12</b>	<b>11</b>	<b>5</b>	<b>0</b>	<b>5</b>	<b>15</b>	<b>1.5</b>

#### Player Averages

Games Played	Minutes/ game	Points/ game	FG Pct	3FG Pct	FT Pct	Rebounds/ game	Assists/ game	Turnovers/ game	Assist/Turnover ratio	Steals/ game	Blocks/ game
10	11.0	1.5	28.6	21.4	0.0	0.6	1.1	0.5	2.2	0.5	0.0

### CAREER STATISTICS

#### CHATFIELD JR, Eric

				Field Goals		3-Point		F-Throws		Rebounds				Scoring						
SEASON	TEAM	GP-GS	MIN/AVG	FG-FGA	FG%	3FG-3FGA	3FG%	FT-FTA	FT%	OFF	DEF	TOT	AVG	PF-FO	A	TO	BLK	STL	PTS	AVG
2025-26	GaTech	10-0	110/11.0	6-21	.286	3-14	.214	0-0	.000	1	5	6	0.6	12-0	11	5	0	5	15	1.5
<b>TOTAL</b>		<b>10-0</b>	<b>110/11.0</b>	<b>6-21</b>	<b>.286</b>	<b>3-14</b>	<b>.214</b>	<b>0-0</b>	<b>.000</b>	<b>1</b>	<b>5</b>	<b>6</b>	<b>0.6</b>	<b>12-0</b>	<b>11</b>	<b>5</b>	<b>0</b>	<b>5</b>	<b>15</b>	<b>1.5</b>



# BIO UPDATES



## #3 JAEDEN MUSTAF

Guard • 6-6 • 210 • Sophomore • Bowie, Md. • Overtime Elite (Atlanta)

### THE MUSTAF FILE

- Major: Business Administration
- Father, Jerrod Mustaf, played at Maryland in the late 1980s and was selected 17th overall in the 1990 NBA Draft by New York Knicks
- Is the second youngest of eight children - three sisters all played basketball in college
- Attended Overtime Elite his senior season after spending his junior year at Carmel Christian School (Matthews, N.C.) and DeMatha Catholic High School (Hyattsville, Md.)

### CAREER & SEASON HIGHS

#### Points

Season: ..... 15 at Georgia (11/14/25)

Career: ..... 18 vs. Central Arkansas (11/30/24)

#### Field Goals

Season: ..... 6 at Georgia (11/14/25)

Career: ..... 7 vs. UMBC (12/18/24)

#### Field Goals Attempted

Season: ..... 12 at Georgia (11/14/25)

Career: ..... 14, 2x, last vs. UMBC (12/18/24)

#### 3- Point Field Goals

Season: ..... 1, 7x, last vs. Syracuse (1/6/26)

Career: ..... 1, 18x, last vs. Syracuse (1/6/26)

#### 3- Point Field Goals Attempted

Season: ..... 4 vs. Georgia Southern (11/18/25)

Career: ..... 4, 2x, last vs. Ga. Southern (11/18/25)

#### Free Throws

Season: ..... 6 vs. Georgia Southern (11/18/25)

Career: ..... 7 vs. Central Arkansas (11/30/24)

#### Free Throws Attempted

Season: ..... 8, 2x, last vs. Syracuse (1/6/26)

Career: ..... 8, 4x, last vs. Syracuse (1/6/26)

#### Rebounds

Season: ..... 7 at Duke (12/31/25)

Career: ..... 8 vs. Virginia (3/12/25)

#### Assists

Season: ..... 6 at Georgia (11/14/25)

Career: ..... 6 vs. Alabama A&M (12/28/24)

#### Steals

Season: ..... 2, 2x, last vs. Ga. Southern (11/18/25)

Career: ..... 5 vs. Alabama A&M (12/28/24)

#### Blocks

Season: ..... 1, 3x, last vs. Syracuse (1/6/26)

Career: ..... 1, 4x, last vs. Syracuse (1/6/26)

#### Turnovers

Season: ..... 4 vs. SLU (11/10/25)

Career: ..... 4, 2x, last vs. SLU (11/10/25)

#### Minutes

Season: ..... 34:01 vs. UMES (11/3/25)

Career: ..... 34:04 vs. UMBC (12/18/24)

#### Miscellaneous

Double-Doubles:	Career	25-26
Double Figure Points:	12	3
Double Figure Rebounds:	-	-
Led Team In Points/Rebs:	0/1	0/1
20+ Points:	-	-

### 2025-26 GAME-BY-GAME STATISTICS

#### #3 MUSTAF, Jaeden

Opponent	Date	GS	MIN	Total		3-Pointers		Free throws		Rebounds				PF	A	TO	BLK	STL	PTS	AVG	
				FG-FGA	PCT	3FG-3FGA	PCT	FT-FTA	PCT	OFF	DEF	TOT	AVG								
UMES	11/03/2025	*	34:01	3-7	.429	1-1	1.000	2-5	.400	2	3	5	5.0	1	1	1	0	1	9	9.0	
Bryant	11/07/2025	*	15:46	1-4	.250	0-0	.000	0-0	.000	1	4	5	5.0	1	5	1	0	2	2	5.5	
Southeastern La.	11/10/2025	*	24:24	2-4	.500	1-2	.500	2-4	.500	1	2	3	4.3	1	1	4	0	1	7	6.0	
at Georgia	11/14/2025	*	30:45	6-12	.500	0-1	.000	3-4	.750	3	2	5	4.5	4	6	3	1	0	15	8.3	
Ga. Southern	11/18/2025	*	30:29	1-8	.125	0-4	.000	6-8	.750	0	3	3	4.2	2	4	3	0	2	8	8.2	
West Ga.	11/23/2025	*	22:08	3-5	.600	0-0	.000	0-0	.000	0	5	5	4.3	3	5	3	1	0	6	7.8	
vs DePaul	11/28/2025	*	27:26	4-10	.400	1-2	.500	0-0	.000	0	2	2	4.0	4	2	0	0	0	9	8.0	
vs Drake	11/29/2025	*	26:38	2-7	.286	1-2	.500	0-0	.000	0	1	1	3.6	4	4	1	0	1	5	7.6	
Mississippi St.	12/03/2025	*	17:36	2-9	.222	0-3	.000	1-2	.500	3	0	3	3.6	2	1	0	0	0	5	7.3	
Monmouth	12/06/2025		24:16	2-4	.500	1-1	1.000	4-4	1.000	2	1	3	3.5	2	2	1	0	1	9	7.5	
Florida A&M	12/28/2025		21:06	2-4	.500	0-0	.000	5-6	.833	2	4	6	3.7	4	4	2	0	0	9	7.6	
at Duke	12/31/2025		27:50	5-7	.714	1-1	1.000	0-0	.000	0	7	7	4.0	3	2	1	0	0	11	7.9	
Boston College	01/03/2026		27:58	2-3	.667	0-0	.000	5-7	.714	0	5	5	4.1	4	1	1	0	1	9	8.0	
Syracuse	01/06/2026		25:57	2-6	.333	1-1	1.000	5-8	.625	2	2	4	4.1	3	1	1	1	1	10	8.1	
Totals			9	356:19	37-90	.411	7-18	.389	33-48	.688	16	41	57	4.1	38	39	22	3	10	114	8.1

#### Player Averages

Games Played	Minutes/ game	Points/ game	FG Pct	3FG Pct	FT Pct	Rebounds/ game	Assists/ game	Turnovers/ game	Assist/Turnover ratio	Steals/ game	Blocks/ game
14	25.5	8.1	41.1	38.9	68.8	4.1	2.8	1.6	1.8	0.7	0.2

### CAREER STATISTICS

#### MUSTAF, Jaeden

SEASON	TEAM	GP-GS	MIN/AVG	Field Goals		3-Point		F-Throws		Rebounds				Scoring						
				FG-FGA	FG%	3FG-3FGA	3FG%	FT-FTA	FT%	OFF	DEF	TOT	AVG	PF-FO	A	TO	BLK	STL	PTS	AVG
2024-25	GaTech	26-10	634/24.4	72-183	.393	11-32	.344	60-84	.714	21	60	81	3.1	62-2	41	35	3	23	215	8.3
2025-26	GaTech	14-9	356/25.5	37-90	.411	7-18	.389	33-48	.688	16	41	57	4.1	38-0	39	22	3	10	114	8.1
<b>TOTAL</b>		<b>40-19</b>	<b>990/24.8</b>	<b>109-273</b>	<b>.399</b>	<b>18-50</b>	<b>.360</b>	<b>93-132</b>	<b>.705</b>	<b>37</b>	<b>101</b>	<b>138</b>	<b>3.5</b>	<b>100-2</b>	<b>80</b>	<b>57</b>	<b>6</b>	<b>33</b>	<b>329</b>	<b>8.2</b>

BIO UPDATES



#5 PEYTON MARSHALL

Center • 7-0 • 300 • Sophomore • Atlanta, Ga. • Missouri

THE MARSHALL FILE

- Major: Literature, Media & Communication
- Grew up in Atlanta after moving to the city at eight years old
- Played AAU with teammate Akai Fleming since around seven years old
- Played for Overtime Elite his senior year in 2023-24 after helping Kell High School to its first state championship in 2023
- Transferred to Georgia Tech from Missouri where he played his freshman season, taking the floor in 22 games

CAREER & SEASON HIGHS

Points

Season: ..... 10 vs. Lafayette (12/20/25)

Career: ..... 10 vs. Lafayette (12/20/25)

Field Goals

Season: ..... 4 vs. Lafayette (12/20/25)

Career: ..... 4 vs. Lafayette (12/20/25)

Field Goals Attempted

Season: ..... 4, 3x, last vs. Lafayette (12/20/25)

Career: ..... 4, 4x, last vs. Lafayette (12/20/25)

3- Point Field Goals

Season: ..... 0

Career: ..... 0

3- Point Field Goals Attempted

Season: ..... 1 vs. Mississippi State (12/3/25)

Career: ..... 1 vs. Mississippi State (12/3/25)

Free Throws

Season: ..... 5 vs. UMES (11/3/25)

Career: ..... 5 vs. UMES (11/3/25)

Free Throws Attempted

Season: ... 6, 2x, last vs. West Georgia (11/23/25)

Career: ... 6, 3x, last vs. West Georgia (11/23/25)

Rebounds

Season: ..... 8, 2x, last vs. DePaul (11/28/25)

Career: ..... 8, 2x, last vs. DePaul (11/28/25)

Assists

Season: ..... 3, 2x, last vs. Bryant (11/7/25)

Career: ..... 3, 2x, last vs. Bryant (11/7/25)

Steals

Season: ..... 2 at Duke (12/31/25)

Career: ..... 3 vs Mississippi Valley (11/14/24)\*

Blocks

Season: ..... 2, 3x, last vs. Lafayette (12/20/25)

Career: ..... 2, 4x, last vs. Lafayette (12/20/25)

Turnovers

Season: ..... 3, 4x, last vs. Syracuse (1/6/26)

Career: ..... 3, 4x, last vs. Syracuse (1/6/26)

Minutes

Season: ..... 25:41 vs. UMES (11/3/25)

Career: ..... 25:41 vs. UMES (11/3/25)

\*at Missouri

Miscellaneous

	Career	25-26
Double-Doubles:	-	-
Double Figure Points:	1	1
Double Figure Rebounds:	-	-
Led Team In Points/Rebs:	0/1	0/1
20+ Points:	-	-

2025-26 GAME-BY-GAME STATISTICS

#5 MARSHALL, Peyton

Opponent	Date	GS	MIN	Total		3-Pointers		Free throws		Rebounds				PF	A	TO	BLK	STL	PTS	AVG
				FG-FGA	PCT	3FG-3FGA	PCT	FT-FTA	PCT	OFF	DEF	TOT	AVG							
UMES	11/03/2025		25:41	2-4	.500	0-0	.000	5-6	.833	3	5	8	8.0	5	3	2	2	0	9	9.0
Bryant	11/07/2025		17:29	1-1	1.000	0-0	.000	0-1	.000	0	4	4	6.0	3	3	1	0	0	2	5.5
at Georgia	11/14/2025		15:41	0-3	.000	0-0	.000	2-2	1.000	1	4	5	5.7	2	1	1	2	1	2	4.3
Ga. Southern	11/18/2025		11:05	2-2	1.000	0-0	.000	0-0	.000	0	4	4	5.3	1	0	3	1	0	4	4.3
West Ga.	11/23/2025		09:46	2-3	.667	0-0	.000	3-6	.500	0	2	2	4.6	2	1	3	1	0	7	4.8
vs DePaul	11/28/2025		17:09	3-4	.750	0-0	.000	2-2	1.000	2	6	8	5.2	3	1	2	1	0	8	5.3
vs Drake	11/29/2025		05:38	2-2	1.000	0-0	.000	1-1	1.000	0	2	2	4.7	0	0	0	1	0	5	5.3
Mississippi St.	12/03/2025		10:03	0-2	.000	0-1	.000	0-2	.000	0	4	4	4.6	0	0	0	1	0	0	4.6
Monmouth	12/06/2025		03:34	0-1	.000	0-0	.000	0-0	.000	0	0	0	4.1	0	0	1	0	0	0	4.1
Marist	12/16/2025		04:29	1-2	.500	0-0	.000	0-2	.000	0	0	0	3.7	2	0	2	0	0	2	3.9
Lafayette	12/20/2025		15:47	4-4	1.000	0-0	.000	2-2	1.000	1	3	4	3.7	2	2	1	2	0	10	4.5
at Duke	12/31/2025		18:34	1-2	.500	0-0	.000	0-0	.000	0	4	4	3.8	2	2	2	0	2	2	4.3
Boston College	01/03/2026	*	05:05	0-2	.000	0-0	.000	0-0	.000	0	2	2	3.6	1	0	3	0	0	0	3.9
Syracuse	01/06/2026	*	07:17	2-2	1.000	0-0	.000	0-0	.000	0	2	2	3.5	4	0	3	0	0	4	3.9
Totals		2	167:17	20-34	.588	0-1	.000	15-24	.625	7	42	49	3.5	27	13	24	11	3	55	3.9

Player Averages

Games Played	Minutes/ game	Points/ game	FG Pct	3FG Pct	FT Pct	Rebounds/ game	Assists/ game	Turnovers/ game	Assist/Turnover ratio	Steals/ game	Blocks/ game
14	11.9	3.9	58.8	0.0	62.5	3.5	0.9	1.7	0.5	0.2	0.8

CAREER STATISTICS

MARSHALL, Peyton

SEASON	TEAM	GP-GS	MIN/AVG	Field Goals		3-Point		F-Throws		Rebounds				Scoring						
				FG-FGA	FG%	3FG-3FGA	3FG%	FT-FTA	FT%	OFF	DEF	TOT	AVG	PF-FO	A	TO	BLK	STL	PTS	AVG
2024-25	MO	22-0	97/4.4	9-18	.500	0-0	.000	5-19	.263	8	17	25	1.1	19-0	3	12	6	6	23	1.0
2025-26	GaTech	14-2	167/11.9	20-34	.588	0-1	.000	15-24	.625	7	42	49	3.5	27-1	13	24	11	3	55	3.9
TOTAL FOR GaTech		14-2	167/11.9	20-34	.588	0-1	.000	15-24	.625	7	42	49	3.5	27-1	13	24	11	3	55	3.9
TOTAL		36-2	265/7.4	29-52	.558	0-1	.000	20-43	.465	15	59	74	2.1	46-1	16	36	17	9	78	2.2

# BIO UPDATES



## #6 MOUHAMED SYLLA

Center • 6-10 • 240 • Freshman • Louga, Senegal • Belle Vista Prep (Phoenix)

### THE SYLLA FILE

- Major: Business Administration
- Ranked No. 18 in the 2025 class by 247Sports, and the No. 2 center
- 2025 McDonald's All-American nominee
- Started playing basketball around 14-15 years old after playing soccer since he was 6-7 years old
- Attended NBA Academy in both Senegal and Mexico before finishing at Belle Vista Prep in Arizona
- Speaks three languages - Wolof, English, French

### CAREER & SEASON HIGHS

#### Points

Season: ..... 16 vs. SLU (11/10/25)

Career: ..... 16 vs. SLU (11/10/25)

#### Field Goals

Season: ..... 8 vs. SLU (11/10/25)

Career: ..... 8 vs. SLU (11/10/25)

#### Field Goals Attempted

Season: ..... 12 vs. SLU (11/10/25)

Career: ..... 12 vs. SLU (11/10/25)

#### 3- Point Field Goals

Season: ..... 1 vs. Georgia Southern (11/18/25)

Career: ..... 1 vs. Georgia Southern (11/18/25)

#### 3- Point Field Goals Attempted

Season: ..... 1, 4x, last vs. MSU (12/3/25)

Career: ..... 1, 4x, last vs. MSU (12/3/25)

#### Free Throws

Season: ..... 3, 4x, last vs. FAMU (12/28/25)

Career: ..... 3, 4x, last vs. FAMU (12/28/25)

#### Free Throws Attempted

Season: ..... 7 at Georgia (11/14/25)

Career: ..... 7 at Georgia (11/14/25)

#### Rebounds

Season: ..... 15 vs. UMES (11/3/25)

Career: ..... 15 vs. UMES (11/3/25)

#### Assists

Season: ..... 3 vs. Bryant (11/7/25)

Career: ..... 3 vs. Bryant (11/7/25)

#### Steals

Season: ..... 3 vs. UMES (11/3/25)

Career: ..... 3 vs. UMES (11/3/25)

#### Blocks

Season: ..... 4 vs. Bryant (11/7/25)

Career: ..... 4 vs. Bryant (11/7/25)

#### Turnovers

Season: ..... 6 vs. UMES (11/3/25)

Career: ..... 6 vs. UMES (11/3/25)

#### Minutes

Season: ..... 37:28 vs. SLU (11/10/25)

Career: ..... 37:28 vs. SLU (11/10/25)

#### Miscellaneous

	Career	25-26
Double-Doubles:	5	5
Double Figure Points:	10	10
Double Figure Rebounds:	5	5
Led Team In Points/Rebs:	2/6	2/6
20+ Points:	-	-

### 2025-26 GAME-BY-GAME STATISTICS

#### #6 SYLLA, Mouhamed

		Total				3-Pointers		Free throws		Rebounds											
Opponent	Date	GS	MIN	FG-FGA	PCT	3FG-3FGA	PCT	FT-FTA	PCT	OFF	DEF	TOT	AVG	PF	A	TO	BLK	STL	PTS	AVG	
UMES	11/03/2025	*	33:45	6-11	.545	0-1	.000	2-6	.333	3	12	15	15.0	3	0	6	2	3	14	14.0	
Bryant	11/07/2025	*	30:33	5-9	.556	0-0	.000	0-0	.000	3	8	11	13.0	1	3	3	4	1	10	12.0	
Southeastern La.	11/10/2025	*	37:28	8-12	.667	0-0	.000	0-2	.000	1	9	10	12.0	3	0	0	2	0	16	13.3	
at Georgia	11/14/2025	*	24:06	2-9	.222	0-1	.000	3-7	.429	3	5	8	11.0	5	0	2	1	0	7	11.8	
Ga. Southern	11/18/2025	*	26:18	4-4	1.000	1-1	1.000	3-6	.500	4	7	11	11.0	2	0	3	1	1	12	11.8	
West Ga.	11/23/2025	*	29:18	5-8	.625	0-0	.000	3-5	.600	2	9	11	11.0	4	0	1	1	2	13	12.0	
vs DePaul	11/28/2025	*	24:03	5-7	.714	0-0	.000	0-0	.000	2	5	7	10.4	0	0	1	1	2	10	11.7	
vs Drake	11/29/2025	*	13:51	2-2	1.000	0-0	.000	1-5	.200	0	1	1	9.3	4	1	0	1	0	5	10.9	
Mississippi St.	12/03/2025	*	25:41	5-7	.714	0-1	.000	2-5	.400	3	2	5	8.8	2	1	0	1	0	12	11.0	
Monmouth	12/06/2025	*	22:05	6-10	.600	0-0	.000	1-4	.250	2	7	9	8.8	4	0	2	1	1	13	11.2	
Marist	12/16/2025	*	24:51	7-10	.700	0-0	.000	0-0	.000	2	6	8	8.7	2	1	1	0	1	14	11.5	
Lafayette	12/20/2025	*	13:50	3-8	.375	0-0	.000	2-3	.667	3	2	5	8.4	1	1	2	0	1	8	11.2	
Florida A&M	12/28/2025	*	13:34	4-8	.500	0-0	.000	3-4	.750	1	7	8	8.4	0	0	1	2	0	11	11.2	
at Duke	12/31/2025	*	13:22	4-6	.667	0-0	.000	0-0	.000	2	1	3	8.0	2	2	1	2	0	8	10.9	
Totals			14	332:47	66-111	.595	1-4	.250	20-47	.426	31	81	112	8.0	33	9	23	19	12	153	10.9

#### Player Averages

Games Played	Minutes/ game	Points/ game	FG Pct	3FG Pct	FT Pct	Rebounds/ game	Assists/ game	Turnovers/ game	Assist/Turnover ratio	Steals/ game	Blocks/ game
14	23.8	10.9	59.5	25.0	42.6	8.0	0.6	1.6	0.4	0.9	1.4

### CAREER STATISTICS

#### SYLLA, Mouhamed

				Field Goals		3-Point		F-Throws		Rebounds								Scoring		
SEASON	TEAM	GP-GS	MIN/AVG	FG-FGA	FG%	3FG-3FGA	3FG%	FT-FTA	FT%	OFF	DEF	TOT	AVG	PF-FO	A	TO	BLK	STL	PTS	AVG
2025-26	GaTech	14-14	333/23.8	66-111	.595	1-4	.250	20-47	.426	31	81	112	8.0	33-1	9	23	19	12	153	10.9
TOTAL		14-14	333/23.8	66-111	.595	1-4	.250	20-47	.426	31	81	112	8.0	33-1	9	23	19	12	153	10.9

## BIO UPDATES



## #7 CHAS KELLEY III

Guard • 6-3 • 185 • Senior • Houston, Texas • Boston College

## THE KELLEY FILE

- Major: History, Technology & Society. Graduated from Boston College with a degree in finance
- Played first three years of high school in Houston before finishing at the Phelps School (Pa.) his junior and senior years
- In spring 2025, he joined the Alpha Phi Alpha Fraternity, of which his father was a member
- Started playing basketball in kindergarten and competitively since second grade. Also played football, baseball and soccer

## CAREER &amp; SEASON HIGHS

## Points

Season: .....14 vs. FAMU (12/28/25)

Career: .....17 at Virginia Tech (2/8/23)\*

## Field Goals

Season: .....5 vs. FAMU (12/28/25)

Career: .....5, 3x, last vs. FAMU (12/28/25)

## Field Goals Attempted

Season: .....6 vs. Drake (11/29/25)

Career: .....9, 2x, last at California (3/1/25)\*

## 3- Point Field Goals

Season: .....2, 3x, last at Duke (12/31/25)

Career: .....4 at Virginia Tech (2/8/23)\*

## 3- Point Field Goals Attempted

Season: .....4 vs. Drake (11/29/25)

Career: .....7, 2x, last vs Holy Cross (12/8/23)\*

## Free Throws

Season: .....2 vs. FAMU (12/28/25)

Career: .....4 vs St. John's (12/10/23)\*

## Free Throws Attempted

Season: .....3 vs. FAMU (12/28/25)

Career: .....6 vs South Carolina (12/3/24)\*

## Rebounds

Season: .....3, 2x, last vs. Lafayette (12/20/25)

Career: .....5, 4x, last vs South Carolina (12/3/24)\*

## Assists

Season: .....6 vs. Marist (12/16/25)

Career: .....8 vs Temple (11/15/24)\*

## Steals

Season: .....3 vs. Bryant (11/7/25)

Career: .....3, 3x, last vs. Bryant (11/7/25)

## Blocks

Season: .....0

Career: .....1, 16x, last vs Virginia Tech (2/18/25)\*

## Turnovers

Season: .....2, 4x, last vs. FAMU (12/28/25)

Career: .....6 vs Fairfield (11/6/23)\*

## Minutes

Season: .....25:09 vs. Marist (12/16/25)

Career: .....38:24 vs Missouri State (11/25/24)\*

\*at Boston College

## Miscellaneous

	Career	25-26
Double-Doubles:	-	-
Double Figure Points:	7	2
Double Figure Rebounds:	-	-
Led Team In Points/Rebs:	-	-
20+ Points:	-	-

## 2025-26 GAME-BY-GAME STATISTICS

## #7 KELLEY III, Chas

Opponent	Date	GS	MIN	Total		3-Pointers		Free throws		Rebounds				PF	A	TO	BLK	STL	PTS	AVG
				FG-FGA	PCT	3FG-3FGA	PCT	FT-FTA	PCT	OFF	DEF	TOT	AVG							
UMES	11/03/2025	*	21:12	0-4	.000	0-3	.000	0-0	.000	1	2	3	3.0	0	2	2	0	0	0	0.0
Bryant	11/07/2025		13:55	2-3	.667	1-2	.500	0-0	.000	0	1	1	2.0	1	0	0	0	3	5	2.5
Southeastern La.	11/10/2025		03:30	0-0	.000	0-0	.000	0-0	.000	0	0	0	1.3	0	1	0	0	1	0	1.7
at Georgia	11/14/2025		04:11	0-2	.000	0-1	.000	0-0	.000	1	1	2	1.5	0	1	0	0	0	0	1.3
Ga. Southern	11/18/2025		02:54	0-0	.000	0-0	.000	0-0	.000	0	0	0	1.2	1	0	1	0	0	0	1.0
vs Drake	11/29/2025		15:06	1-6	.167	1-4	.250	0-0	.000	0	2	2	1.3	1	2	0	0	1	3	1.3
Mississippi St.	12/03/2025		03:29	0-1	.000	0-1	.000	0-0	.000	0	1	1	1.3	1	0	1	0	0	0	1.1
Monmouth	12/06/2025		14:24	1-2	.500	1-2	.500	0-0	.000	0	1	1	1.3	0	3	2	0	0	3	1.4
Marist	12/16/2025		25:09	3-5	.600	1-1	1.000	1-2	.500	1	0	1	1.2	1	6	2	0	0	8	2.1
Lafayette	12/20/2025		22:55	2-2	1.000	2-2	1.000	0-0	.000	0	3	3	1.4	4	0	0	0	0	6	2.5
Florida A&M	12/28/2025		22:49	5-5	1.000	2-2	1.000	2-3	.667	0	0	0	1.3	1	3	2	0	0	14	3.5
at Duke	12/31/2025		20:12	4-4	1.000	2-2	1.000	0-0	.000	0	1	1	1.3	1	0	0	0	1	10	4.1
Boston College	01/03/2026		21:28	0-4	.000	0-2	.000	0-0	.000	0	1	1	1.2	0	3	1	0	1	0	3.8
Syracuse	01/06/2026		21:52	0-2	.000	0-1	.000	0-0	.000	0	0	0	1.1	2	3	0	0	0	0	3.5
Totals		1	213:07	18-40	.450	10-23	.435	3-5	.600	3	13	16	1.1	13	24	11	0	7	49	3.5

## Player Averages

Games Played	Minutes/game	Points/game	FG Pct	3FG Pct	FT Pct	Rebounds/game	Assists/game	Turnovers/game	Assist/Turnover ratio	Steals/game	Blocks/game
14	15.2	3.5	45.0	43.5	60.0	1.1	1.7	0.8	2.2	0.5	0.0

## CAREER STATISTICS

## KELLEY III, Chas

SEASON	TEAM	GP-GS	MIN/AVG	Field Goals		3-Point		F-Throws		Rebounds				Scoring						
				FG-FGA	FG%	3FG-3FGA	3FG%	FT-FTA	FT%	OFF	DEF	TOT	AVG	PF-FO	A	TO	BLK	STL	PTS	AVG
2022-23	BC	30-0	440/14.7	33-95	.347	16-56	.286	6-12	.500	3	24	27	0.9	33-0	37	26	6	11	88	2.9
2023-24	BC	27-7	419/15.5	34-96	.354	13-52	.250	18-28	.643	7	30	37	1.4	41-0	43	40	2	16	99	3.7
2024-25	BC	31-15	582/18.8	47-124	.379	21-65	.323	20-31	.645	4	34	38	1.2	42-0	63	42	8	13	135	4.4
2025-26	GaTech	14-1	213/15.2	18-40	.450	10-23	.435	3-5	.600	3	13	16	1.1	13-0	24	11	0	7	49	3.5
TOTAL FOR GaTech		14-1	213/15.2	18-40	.450	10-23	.435	3-5	.600	3	13	16	1.1	13-0	24	11	0	7	49	3.5
TOTAL		102-23	1655/16.2	132-355	.372	60-196	.306	47-76	.618	17	101	118	1.2	129-0	167	119	16	47	371	3.6



## BIO UPDATES



## #8 COLE KIROUAC

Center • 7-0 • 199 • Freshman • Cumming, Ga. • Overtime Elite (Atlanta, Ga.)

## THE KIROUAC FILE

- Major: Business Administration
- Thin-framed pivotman with ability to play through contact
- Reclassified to class of 2025 and enrolled in Overtime Elite in Atlanta for 2024-25 season
- Played senior year at Brewster Academy (NH) after attending 6A North Forsyth High School in Cumming
- Three-star prospect ranked No. 34 among all centers and No. 5 in Georgia in class of 2024
- Grandson of former Atlanta Falcons kicker Lou Kirouac

## CAREER &amp; SEASON HIGHS

## Points

Season: ..... 4, 2x, last vs. Syracuse (1/6/26)

Career: ..... 4, 2x, last vs. Syracuse (1/6/26)

## Field Goals

Season: ..... 2, 2x, last vs. Syracuse (1/6/26)

Career: ..... 2, 2x, last vs. Syracuse (1/6/26)

## Field Goals Attempted

Season: ..... 4 vs. Syracuse (1/6/26)

Career: ..... 4 vs. Syracuse (1/6/26)

## 3- Point Field Goals

Season: ..... 0

Career: ..... 0

## 3- Point Field Goals Attempted

Season: ..... 0

Career: ..... 0

## Free Throws

Season: ..... 0

Career: ..... 0

## Free Throws Attempted

Season: ..... 2 vs. Syracuse (1/6/26)

Career: ..... 2 vs. Syracuse (1/6/26)

## Rebounds

Season: ..... 6 vs. Boston College (1/3/25)

Career: ..... 6 vs. Boston College (1/3/25)

## Assists

Season: ..... 2 vs. Boston College (1/3/25)

Career: ..... 2 vs. Boston College (1/3/25)

## Steals

Season: ..... 1, 3x, last at Duke (12/31/25)

Career: ..... 1, 3x, last at Duke (12/31/25)

## Blocks

Season: ..... 2 vs. Monmouth (12/6/25)

Career: ..... 2 vs. Monmouth (12/6/25)

## Turnovers

Season: ..... 2 vs. UMES (11/3/25)

Career: ..... 2 vs. UMES (11/3/25)

## Minutes

Season: ..... 21:47 vs. Boston College (1/3/25)

Career: ..... 21:47 vs. Boston College (1/3/25)

## Miscellaneous

	Career	25-26
Double-Doubles:	-	-
Double Figure Points:	-	-
Double Figure Rebounds:	-	-
Led Team In Points/Rebs:	-	-
20+ Points:	-	-

## 2025-26 GAME-BY-GAME STATISTICS

## #8 KIROUAC, Cole

Opponent	Date	GS	MIN	Total		3-Pointers		Free throws		Rebounds				PF				PTS		AVG
				FG-FGA	PCT	3FG-3FGA	PCT	FT-FTA	PCT	OFF	DEF	TOT	AVG	P	A	TO	BLK	STL	PTS	
UMES	11/03/2025		02:47	0-0	.000	0-0	.000	0-0	.000	0	0	0	0.0	1	0	2	0	1	0	0.0
Bryant	11/07/2025		07:50	0-1	.000	0-0	.000	0-0	.000	0	2	2	1.0	0	1	0	0	0	0	0.0
Monmouth	12/06/2025		14:21	1-2	.500	0-0	.000	0-0	.000	1	3	4	2.0	1	1	0	2	0	2	0.7
Marist	12/16/2025		09:44	2-3	.667	0-0	.000	0-0	.000	0	2	2	2.0	1	0	0	0	0	4	1.5
Lafayette	12/20/2025		03:57	1-1	1.000	0-0	.000	0-0	.000	1	0	1	1.8	0	0	0	0	0	2	1.6
Florida A&M	12/28/2025		08:17	0-1	.000	0-0	.000	0-0	.000	0	1	1	1.7	1	0	0	0	1	0	1.3
at Duke	12/31/2025		10:39	1-1	1.000	0-0	.000	0-0	.000	0	1	1	1.6	4	0	0	0	1	2	1.4
Boston College	01/03/2026		21:47	1-2	.500	0-0	.000	0-0	.000	2	4	6	2.1	3	2	0	0	0	2	1.5
Syracuse	01/06/2026		12:38	2-4	.500	0-0	.000	0-2	.000	0	2	2	2.1	3	0	1	0	0	4	1.8
<b>Totals</b>		<b>0</b>	<b>92:00</b>	<b>8-15</b>	<b>.533</b>	<b>0-0</b>	<b>.000</b>	<b>0-2</b>	<b>.000</b>	<b>4</b>	<b>15</b>	<b>19</b>	<b>2.1</b>	<b>14</b>	<b>4</b>	<b>3</b>	<b>2</b>	<b>3</b>	<b>16</b>	<b>1.8</b>

## Player Averages

Games Played	Minutes/game	Points/game	FG Pct	3FG Pct	FT Pct	Rebounds/game	Assists/game	Turnovers/game	Assist/Turnover ratio	Steals/game	Blocks/game
9	10.2	1.8	53.3	0.0	0.0	2.1	0.4	0.3	1.3	0.3	0.2

## CAREER STATISTICS

## KIROUAC, Cole

				Field Goals		3-Point		F-Throws		Rebounds								Scoring		
SEASON	TEAM	GP-GS	MIN/AVG	FG-FGA	FG%	3FG-3FGA	3FG%	FT-FTA	FT%	OFF	DEF	TOT	AVG	PF-FO	A	TO	BLK	STL	PTS	AVG
2025-26	GaTech	9-0	92/10.2	8-15	.533	0-0	.000	0-2	.000	4	15	19	2.1	14-0	4	3	2	3	16	1.8
TOTAL		9-0	92/10.2	8-15	.533	0-0	.000	0-2	.000	4	15	19	2.1	14-0	4	3	2	3	16	1.8

## BIO UPDATES



## #10 DAVI REMAGEN

Guard • 6-3 • 193 • Freshman • Köln (Cologne), Germany • RheinStars Köln

## THE REMAGEN FILE

- Major: Applied Languages and Intercultural Studies
- Speaks three languages fluently - German, Portuguese and English
- Father started him playing basketball when he was young. Started playing club when he was 7-8 years old
- Great uncle on his mother's side is world renowned soccer star, Pelé, who wore No. 10. In 1999, Pelé was named Athlete of the Century by the International Olympic Committee

## CAREER &amp; SEASON HIGHS

## Points

Season: ..... 4 vs. Marist (12/16/25)

Career: ..... 4 vs. Marist (12/16/25)

## Field Goals

Season: ..... 2 vs. Marist (12/16/25)

Career: ..... 2 vs. Marist (12/16/25)

## Field Goals Attempted

Season: ..... 4 vs. Bryant (11/7/25)

Career: ..... 4 vs. Bryant (11/7/25)

## 3- Point Field Goals

Season: ..... 0

Career: ..... 0

## 3- Point Field Goals Attempted

Season: ..... 2 vs. Bryant (11/7/25)

Career: ..... 2 vs. Bryant (11/7/25)

## Free Throws

Season: ..... 0

Career: ..... 0

## Free Throws Attempted

Season: ..... 0

Career: ..... 0

## Rebounds

Season: ..... 3 vs. FAMU (12/28/25)

Career: ..... 3 vs. FAMU (12/28/25)

## Assists

Season: ..... 1, 3x, last vs. Lafayette (12/20/25)

Career: ..... 1, 3x, last vs. Lafayette (12/20/25)

## Steals

Season: ..... 2 vs. Bryant (11/7/25)

Career: ..... 2 vs. Bryant (11/7/25)

## Blocks

Season: ..... 0

Career: ..... 0

## Turnovers

Season: ..... 1 vs. Marist (12/16/25)

Career: ..... 1 vs. Marist (12/16/25)

## Minutes

Season: ..... 12:55 vs. Marist (12/16/25)

Career: ..... 12:55 vs. Marist (12/16/25)

## Miscellaneous

	Career	25-26
Double-Doubles:	-	-
Double Figure Points:	-	-
Double Figure Rebounds:	-	-
Led Team In Points/Rebs:	-	-
20+ Points:	-	-

## 2025-26 GAME-BY-GAME STATISTICS

## #10 REMAGEN, Davi

Opponent	Date	GS	MIN	Total		3-Pointers		Free throws		Rebounds				PF	A	TO	BLK	STL	PTS	AVG
				FG-FGA	PCT	3FG-3FGA	PCT	FT-FTA	PCT	OFF	DEF	TOT	AVG							
UMES	11/03/2025		04:42	0-2	.000	0-1	.000	0-0	.000	0	1	1	1.0	1	0	0	0	0	0	0.0
Bryant	11/07/2025		12:32	1-4	.250	0-2	.000	0-0	.000	1	0	1	1.0	2	1	0	0	2	2	1.0
Marist	12/16/2025		12:55	2-3	.667	0-0	.000	0-0	.000	1	1	2	1.3	0	1	1	0	1	4	2.0
Lafayette	12/20/2025		09:21	0-0	.000	0-0	.000	0-0	.000	0	0	0	1.0	1	1	0	0	0	0	1.5
Florida A&M	12/28/2025		09:45	1-2	.500	0-0	.000	0-0	.000	0	3	3	1.4	1	0	0	0	0	2	1.6
<b>Totals</b>		<b>0</b>	<b>49:15</b>	<b>4-11</b>	<b>.364</b>	<b>0-3</b>	<b>.000</b>	<b>0-0</b>	<b>.000</b>	<b>2</b>	<b>5</b>	<b>7</b>	<b>1.4</b>	<b>5</b>	<b>3</b>	<b>1</b>	<b>0</b>	<b>3</b>	<b>8</b>	<b>1.6</b>

## Player Averages

Games Played	Minutes/ game	Points/ game	FG Pct	3FG Pct	FT Pct	Rebounds/ game	Assists/ game	Turnovers/ game	Assist/Turnover ratio	Steals/ game	Blocks/ game
5	9.8	1.6	36.4	0.0	0.0	1.4	0.6	0.2	3.0	0.6	0.0

## CAREER STATISTICS

## REMAGEN, Davi

				Field Goals		3-Point		F-Throws		Rebounds								Scoring		
SEASON	TEAM	GP-GS	MIN/AVG	FG-FGA	FG%	3FG-3FGA	3FG%	FT-FTA	FT%	OFF	DEF	TOT	AVG	PF-FO	A	TO	BLK	STL	PTS	AVG
2025-26	GaTech	5-0	49/9.8	4-11	.364	0-3	.000	0-0	.000	2	5	7	1.4	5-0	3	1	0	3	8	1.6
TOTAL		5-0	49/9.8	4-11	.364	0-3	.000	0-0	.000	2	5	7	1.4	5-0	3	1	0	3	8	1.6

# BIO UPDATES



## #11 BAYE NDONGO

Forward • 6-9 • 240 • Junior • Mboro, Senegal • Putnam Science Academy

### THE NDONGO FILE - 2025 all-ACC Third Team

- Major: Applied Language and Intercultural Studies
- Versatile, skilled, athletic forward who is an excellent defender and rebounder
- One of the ACC's top interior scorers, rebounders and defenders
- Grew up in a soccer family before an older sister convinced him to try basketball at age 14. Has three brothers and five sisters
- Voted to 2024 ACC All-Rookie Team after a standout freshman season

### CAREER & SEASON HIGHS

#### Points

Season: ..... 20, 2x, last vs. Syracuse (1/6/26)

Career: ..... 29 vs NC State (3/1/25)

#### Field Goals

Season: ..... 8 vs. Syracuse (1/6/26)

Career: ..... 11 vs California (2/15/25)

#### Field Goals Attempted

Season: ..... 14 vs. Georgia Southern (11/18/25)

Career: ..... 18 vs North Florida (11/10/24)

#### 3- Point Field Goals

Season: ..... 1, 4x, last vs. FAMU (12/28/25)

Career: ..... 1, 15x, last vs. FAMU (12/28/25)

#### 3- Point Field Goals Attempted

Season: ..... 2, 4x, last at Duke (12/31/25)

Career: ..... 3 vs NC State (3/1/25)

#### Free Throws

Season: ..... 6 vs. Georgia Southern (11/18/25)

Career: ..... 8 vs NC State (3/1/25)

#### Free Throws Attempted

Season: ..... 7, 2x, last vs. Boston College (1/3/25)

Career: ..... 11 vs NC State (3/1/25)

#### Rebounds

Season: ..... 14 vs. West Georgia (11/23/25)

Career: ..... 19 vs Penn State (12/16/23)

#### Assists

Season: ..... 5, 3x, last vs. FAMU (12/28/25)

Career: ..... 5, 3x, last vs. FAMU (12/28/25)

#### Steals

Season: ..... 3 vs. FAMU (12/28/25)

Career: ..... 5 vs Virginia Tech (1/22/25)

#### Blocks

Season: ..... 3, 2x, last vs. FAMU (12/28/25)

Career: ..... 4, 2x, last vs Virginia (3/12/25)

#### Turnovers

Season: ..... 5 vs. FAMU (12/28/25)

Career: ..... 7 at Cincinnati (11/22/23)

#### Minutes

Season: ..... 32:08 vs. DePaul (11/28/25)

Career: ..... 52:23 at Clemson (2/4/25)

#### Miscellaneous

Double-Doubles:	Career	25-26
Double Figure Points:	22	3
Double Figure Rebounds:	55	9
Led Team In Points/Rebs:	25	3
20+ Points:	22/45	3/5
	11	2

### 2025-26 GAME-BY-GAME STATISTICS

#### #11 NDONGO, Baye

Opponent	Date	GS	MIN	Total		3-Pointers		Free throws		Rebounds				PF	A	TO	BLK	STL	PTS	AVG	
				FG-FGA	PCT	3FG-3FGA	PCT	FT-FTA	PCT	OFF	DEF	TOT	AVG								
Bryant	11/07/2025	*	20:39	4-7	.571	1-1	1.000	1-2	.500	1	6	7	7.0	2	1	0	0	2	10	10.0	
Southeastern La.	11/10/2025	*	23:39	3-5	.600	0-0	.000	2-2	1.000	4	4	8	7.5	3	5	2	3	2	8	9.0	
at Georgia	11/14/2025	*	19:42	4-6	.667	0-0	.000	2-4	.500	2	2	4	6.3	4	1	1	1	0	10	9.3	
Ga. Southern	11/18/2025	*	31:02	7-14	.500	0-2	.000	6-7	.857	4	6	10	7.3	1	4	2	2	2	20	12.0	
West Ga.	11/23/2025	*	31:02	7-10	.700	0-1	.000	0-0	.000	5	9	14	8.6	1	5	1	1	0	14	12.4	
vs DePaul	11/28/2025	*	32:08	2-3	.667	0-0	.000	2-2	1.000	5	3	8	8.5	2	2	3	1	1	6	11.3	
vs Drake	11/29/2025	*	28:05	7-10	.700	0-0	.000	0-4	.000	2	5	7	8.3	2	3	2	0	0	14	11.7	
Mississippi St.	12/03/2025	*	22:15	4-8	.500	1-2	.500	3-3	1.000	1	3	4	7.8	1	1	1	0	0	12	11.8	
Florida A&M	12/28/2025	*	22:36	7-11	.636	1-1	1.000	0-0	.000	4	7	11	8.1	3	5	5	3	3	15	12.1	
at Duke	12/31/2025	*	19:57	2-6	.333	0-2	.000	0-0	.000	2	2	4	7.7	3	2	4	0	1	4	11.3	
Boston College	01/03/2026	*	26:28	4-10	.400	0-0	.000	2-7	.286	3	5	8	7.7	3	1	2	0	1	10	11.2	
Syracuse	01/06/2026	*	24:56	8-13	.615	0-0	.000	4-6	.667	4	5	9	7.8	4	1	2	1	1	20	11.9	
Totals			12	302:30	59-103	.573	3-9	.333	22-37	.595	37	57	94	7.8	29	31	25	12	13	143	11.9

#### Player Averages

Games Played	Minutes/ game	Points/ game	FG Pct	3FG Pct	FT Pct	Rebounds/ game	Assists/ game	Turnovers/ game	Assist/Turnover ratio	Steals/ game	Blocks/ game
12	25.2	11.9	57.3	33.3	59.5	7.8	2.6	2.1	1.2	1.1	1.0

### CAREER STATISTICS

#### NDONGO, Baye

SEASON	TEAM	GP-GS	MIN/AVG	Field Goals		3-Point		F-Throws		Rebounds				Scoring						
				FG-FGA	FG%	3FG-3FGA	3FG%	FT-FTA	FT%	OFF	DEF	TOT	AVG	PF-FO	A	TO	BLK	STL	PTS	AVG
2023-24	GaTech	29-29	805/27.8	148-265	.558	4-12	.333	59-88	.670	74	164	238	8.2	81-5	28	74	32	22	359	12.4
2024-25	GaTech	34-34	1026/30.2	177-330	.536	7-19	.368	95-143	.664	95	209	304	8.9	104-5	53	82	39	35	456	13.4
2025-26	GaTech	12-12	302/25.2	59-103	.573	3-9	.333	22-37	.595	37	57	94	7.8	29-0	31	25	12	13	143	11.9
<b>TOTAL</b>		<b>75-75</b>	<b>2134/28.5</b>	<b>384-698</b>	<b>.550</b>	<b>14-40</b>	<b>.350</b>	<b>176-268</b>	<b>.657</b>	<b>206</b>	<b>430</b>	<b>636</b>	<b>8.5</b>	<b>214-10</b>	<b>112</b>	<b>181</b>	<b>83</b>	<b>70</b>	<b>958</b>	<b>12.8</b>

## BIO UPDATES



## #12 KAM CRAFT

Guard/Forward • 6-6 • 205 • Redshirt Junior • Chicago, Ill. • Miami (Ohio)

## THE CRAFT FILE

- Major: Business Administration
- Father played basketball and baseball at VMI. Mother played basketball at DII Concord
- Played baseball (pitcher) until his senior year of high school. Won two baseball conference championships.
- Started his collegiate career at Xavier before moving on to Miami (Ohio) and transferring to Georgia Tech
- Second-leading scorer last season at Miami (Ohio), hitting 43.1 percent from three-point range
- Concluded prep school at The Skill Factory in Atlanta after attending Buffalo Grove HS in Illinois

## CAREER &amp; SEASON HIGHS

## Points

Season: ..... 17 at Georgia (11/14/25)

Career: ..... 40 vs Toledo (2/11/25)\*

## Field Goals

Season: .. 6, 2x, last vs. West Georgia (11/23/25)

Career: ..... 13 vs Toledo (2/11/25)\*

## Field Goals Attempted

Season: ..... 13 vs. West Georgia (11/23/25)

Career: ..... 22 vs Toledo (2/11/25)\*

## 3- Point Field Goals

Season: ..... 5 at Georgia (11/14/25)

Career: ..... 10 vs Bethany (WV) (12/15/24)\*

## 3- Point Field Goals Attempted

Season: ..... 8, 2x, last vs. Lafayette (12/20/25)

Career: ..... 16 vs Bethany (WV) (12/15/24)\*

## Free Throws

Season: ..... 2, 2x, last vs. Monmouth (12/6/25)

Career: ..... 5 vs Toledo (2/11/25)\*

## Free Throws Attempted

Season: ..... 4 vs. West Georgia (11/23/25)

Career: ..... 5 vs Toledo (2/11/25)\*

## Rebounds

Season: .. 5, 2x, last vs. West Georgia (11/23/25)

Career: ..... 8 vs Eastern Michigan (3/13/25)\*

## Assists

Season: ..... 3, 2x, last vs. Syracuse (1/6/26)

Career: ..... 3, 4x, last vs. Syracuse (1/6/26)

## Steals

Season: ..... 3 vs. UMES (11/3/25)

Career: ..... 2, 3x, last at NIU (1/14/25)\*

## Blocks

Season: ..... 2 at Georgia (11/14/25)

Career: ..... 2, 2x, last at Georgia (11/14/25)

## Turnovers

Season: ..... 2, 2x, last vs. Marist (12/16/25)

Career: ..... 4 vs Mercer (11/26/24)\*

## Minutes

Season: ..... 37:26 vs. UMES (11/3/25)

Career: ..... 37:26 vs. UMES (11/3/25)

\*at Miami (Ohio)

## Miscellaneous

	Career	25-26
Double-Doubles:	-	-
Double Figure Points:	27	4
Double Figure Rebounds:	-	-
Led Team In Points/Rebs:	-	1/0
20+ Points:	7	-

## 2025-26 GAME-BY-GAME STATISTICS

## #12 CRAFT, Kam

Opponent	Date	GS	MIN	Total		3-Pointers		Free throws		Rebounds				PF	A	TO	BLK	STL	PTS	AVG
				FG-FGA	PCT	3FG-3FGA	PCT	FT-FTA	PCT	OFF	DEF	TOT	AVG							
UMES	11/03/2025	*	37:26	3-7	.429	1-4	.250	0-0	.000	0	0	0	0.0	0	1	0	0	3	7	7.0
Bryant	11/07/2025	*	19:60	3-9	.333	3-8	.375	0-0	.000	0	1	1	0.5	0	2	1	0	0	9	8.0
Southeastern La.	11/10/2025	*	08:39	0-5	.000	0-3	.000	0-0	.000	1	0	1	0.7	2	0	0	0	0	0	5.3
at Georgia	11/14/2025	*	34:03	6-10	.600	5-7	.714	0-0	.000	1	4	5	1.8	3	2	1	2	2	17	8.3
Ga. Southern	11/18/2025	*	08:37	2-6	.333	0-3	.000	0-0	.000	0	1	1	1.6	0	1	0	0	0	4	7.4
West Ga.	11/23/2025	*	33:05	6-13	.462	1-5	.200	2-4	.500	3	2	5	2.2	1	0	0	0	1	15	8.7
vs DePaul	11/28/2025	*	25:57	4-11	.364	1-5	.200	0-0	.000	0	0	0	1.9	1	1	0	0	0	9	8.7
vs Drake	11/29/2025	*	28:22	4-10	.400	3-5	.600	0-0	.000	1	2	3	2.0	3	0	0	0	0	11	9.0
Mississippi St.	12/03/2025	*	14:59	1-7	.143	0-2	.000	0-0	.000	2	1	3	2.1	0	2	0	0	0	2	8.2
Monmouth	12/06/2025	*	29:48	2-6	.333	0-4	.000	2-2	1.000	0	3	3	2.2	1	0	2	1	0	6	8.0
Marist	12/16/2025	*	24:26	4-6	.667	2-3	.667	0-0	.000	1	2	3	2.3	4	0	2	0	1	10	8.2
Lafayette	12/20/2025	*	33:33	3-11	.273	3-8	.375	0-0	.000	0	4	4	2.4	4	3	1	0	0	9	8.3
Florida A&M	12/28/2025		10:59	1-3	.333	0-1	.000	0-0	.000	0	1	1	2.3	0	0	0	0	0	2	7.8
Boston College	01/03/2026		07:07	1-2	.500	1-2	.500	0-0	.000	0	2	2	2.3	0	0	0	0	0	3	7.4
Syracuse	01/06/2026		13:30	2-3	.667	1-2	.500	0-0	.000	1	1	2	2.3	0	3	0	1	0	5	7.3
<b>Totals</b>		<b>11</b>	<b>330:31</b>	<b>42-109</b>	<b>.385</b>	<b>21-62</b>	<b>.339</b>	<b>4-6</b>	<b>.667</b>	<b>10</b>	<b>24</b>	<b>34</b>	<b>2.3</b>	<b>19</b>	<b>15</b>	<b>7</b>	<b>4</b>	<b>7</b>	<b>109</b>	<b>7.3</b>

## Player Averages

Games Played	Minutes/ game	Points/ game	FG Pct	3FG Pct	FT Pct	Rebounds/ game	Assists/ game	Turnovers/ game	Assist/Turnover ratio	Steals/ game	Blocks/ game
15	22.0	7.3	38.5	33.9	66.7	2.3	1.0	0.5	2.1	0.5	0.3

## CAREER STATISTICS

## CRAFT, Kam

SEASON	TEAM	GP-GS	MIN/AVG	Field Goals		3-Point		F-Throws		Rebounds				Scoring						
				FG-FGA	FG%	3FG-3FGA	3FG%	FT-FTA	FT%	OFF	DEF	TOT	AVG	PF-FO	A	TO	BLK	STL	PTS	AVG
2022-23	XU	15-0	101/6.7	16-32	.500	6-17	.353	1-2	.500	5	18	23	1.5	8-0	4	10	1	3	39	2.6
2024-25	Miami	34-34	875/25.7	170-381	.446	97-225	.431	25-33	.758	20	82	102	3.0	32-0	35	39	6	15	462	13.6
2025-26	GaTech	15-11	331/22.0	42-109	.385	21-62	.339	4-6	.667	10	24	34	2.3	19-0	15	7	4	7	109	7.3
<b>TOTAL FOR GaTech</b>		<b>15-11</b>	<b>331/22.0</b>	<b>42-109</b>	<b>.385</b>	<b>21-62</b>	<b>.339</b>	<b>4-6</b>	<b>.667</b>	<b>10</b>	<b>24</b>	<b>34</b>	<b>2.3</b>	<b>19-0</b>	<b>15</b>	<b>7</b>	<b>4</b>	<b>7</b>	<b>109</b>	<b>7.3</b>
<b>TOTAL</b>		<b>64-45</b>	<b>1306/20.4</b>	<b>228-522</b>	<b>.437</b>	<b>124-304</b>	<b>.408</b>	<b>30-41</b>	<b>.732</b>	<b>35</b>	<b>124</b>	<b>159</b>	<b>2.5</b>	<b>59-0</b>	<b>54</b>	<b>56</b>	<b>11</b>	<b>25</b>	<b>610</b>	<b>9.5</b>



# BIO UPDATES



## #14 KOWACIE REEVES JR.

Forward • 6-7 • 205 • Redshirt Senior • Macon, Ga. • Florida

### THE REEVES FILE

- Major: Literature, Media & Communication. Graduated from GT in spring 2025 with a degree in history, technology and society
- Super-athletic and rangy wing who can get to the rim with authority
- Transferred to Georgia Tech after two years at Florida and immediately became a starter for the Yellow Jackets
- Has published two books
- Also played baseball and football growing up

### CAREER & SEASON HIGHS

#### Points

Season: ..... 23, 3x, last at Duke (12/31/25)

Career: ..... 23, 3x, last at Duke (12/31/25)

#### Field Goals

Season: ..... 9 at Duke (12/31/25)

Career: ..... 9 at Duke (12/31/25)

#### Field Goals Attempted

Season: ..... 20 vs. Mississippi State (12/3/25)

Career: ..... 20 vs. Mississippi State (12/3/25)

#### 3- Point Field Goals

Season: ..... 7 vs. Mississippi State (12/3/25)

Career: ..... 7 vs. Mississippi State (12/3/25)

#### 3- Point Field Goals Attempted

Season: ..... 14 vs. Mississippi State (12/3/25)

Career: 4 ..... 14 vs. Mississippi State (12/3/25)

#### Free Throws

Season: ..... 7 vs. SLU (11/10/25)

Career: ..... 7 vs. SLU (11/10/25)

#### Free Throws Attempted

Season: ..... 8, 2x, last vs. Lafayette (12/20/25)

Career: ..... 8, 3x, last vs. Lafayette (12/20/25)

#### Rebounds

Season: ..... 10 vs. Marist (12/16/25)

Career: ..... 10, 2x, last vs. Marist (12/16/25)

#### Assists

Season: ..... 4 vs. UMES (11/3/25)

Career: ..... 4 vs. UMES (11/3/25)

#### Steals

Season: ..... 6 vs. Mississippi State (12/3/25)

Career: ..... 6 vs. Mississippi State (12/3/25)

#### Blocks

Season: ..... 2, 2x, last vs. Monmouth (12/6/25)

Career: ..... 3, 2x, last vs. West Georgia (11/6/24)

#### Turnovers

Season: ..... 6 vs. SLU (11/10/25)

Career: ..... 6 vs. SLU (11/10/25)

#### Minutes

Season: ..... 41:42 vs. UMES (11/3/25)

Career: ..... 42:46 at Clemson (11/16/24)

#### Miscellaneous

Double-Doubles:	Career	25-26
Double Figure Points:	2	1
Double Figure Rebounds:	48	13
Led Team In Points/Rebs:	2	1
20+ Points:	7/3	7/3
	8	5

### 2025-26 GAME-BY-GAME STATISTICS

#### #14 REEVES JR., Kowacie

Opponent	Date	GS	MIN	Total		3-Pointers		Free throws		Rebounds				PF	A	TO	BLK	STL	PTS	AVG
				FG-FGA	PCT	3FG-3FGA	PCT	FT-FTA	PCT	OFF	DEF	TOT	AVG							
UMES	11/03/2025	*	41:42	5-15	.333	2-10	.200	0-1	.000	0	4	4	4.0	2	4	0	2	3	12	12.0
Bryant	11/07/2025	*	23:48	7-13	.538	3-6	.500	1-1	1.000	0	1	1	2.5	1	2	1	0	0	18	15.0
Southeastern La.	11/10/2025	*	33:27	2-7	.286	1-3	.333	7-8	.875	0	4	4	3.0	2	1	6	0	2	12	14.0
at Georgia	11/14/2025	*	28:08	3-12	.250	2-5	.400	4-6	.667	1	3	4	3.3	3	0	1	1	1	12	13.5
Ga. Southern	11/18/2025	*	34:54	3-9	.333	2-5	.400	1-2	.500	3	1	4	3.4	2	2	2	0	2	9	12.6
West Ga.	11/23/2025	*	30:51	7-11	.636	4-7	.571	0-0	.000	0	3	3	3.3	2	2	2	1	1	18	13.5
vs DePaul	11/28/2025	*	16:51	2-9	.222	0-4	.000	2-2	1.000	1	1	2	3.1	2	1	0	0	0	6	12.4
Mississippi St.	12/03/2025	*	34:03	8-20	.400	7-14	.500	0-0	.000	2	7	9	3.9	3	1	1	1	6	23	13.8
Monmouth	12/06/2025	*	25:21	7-10	.700	3-5	.600	6-7	.857	1	2	3	3.8	4	2	1	2	0	23	14.8
Marist	12/16/2025	*	32:41	6-12	.500	3-5	.600	6-6	1.000	3	7	10	4.4	3	3	0	1	0	21	15.4
Lafayette	12/20/2025	*	33:49	7-16	.438	0-2	.000	6-8	.750	2	7	9	4.8	2	1	2	0	1	20	15.8
Florida A&M	12/28/2025	*	22:39	4-7	.571	1-4	.250	2-3	.667	0	1	1	4.5	1	1	1	0	1	11	15.4
at Duke	12/31/2025	*	35:19	9-16	.563	5-7	.714	0-0	.000	0	3	3	4.4	3	0	1	0	0	23	16.0
Boston College	01/03/2026	*	25:46	6-12	.500	0-3	.000	4-5	.800	0	3	3	4.3	3	1	0	1	2	16	16.0
Syracuse	01/06/2026	*	37:11	4-13	.308	1-6	.167	2-2	1.000	0	3	3	4.2	4	1	1	0	3	11	15.7
<b>Totals</b>		<b>15</b>	<b>456:30</b>	<b>80-182</b>	<b>.440</b>	<b>34-86</b>	<b>.395</b>	<b>41-51</b>	<b>.804</b>	<b>13</b>	<b>50</b>	<b>63</b>	<b>4.2</b>	<b>37</b>	<b>22</b>	<b>19</b>	<b>9</b>	<b>22</b>	<b>235</b>	<b>15.7</b>

#### Player Averages

Games Played	Minutes/ game	Points/ game	FG Pct	3FG Pct	FT Pct	Rebounds/ game	Assists/ game	Turnovers/ game	Assist/Turnover ratio	Steals/ game	Blocks/ game
15	30.4	15.7	44.0	39.5	80.4	4.2	1.5	1.3	1.2	1.5	0.6

### CAREER STATISTICS

#### REEVES JR., Kowacie

SEASON	TEAM	GP-GS	MIN/AVG	Field Goals		3-Point		F-Throws		Rebounds				Scoring						
				FG-FGA	FG%	3FG-3FGA	3FG%	FT-FTA	FT%	OFF	DEF	TOT	AVG	PF-FO	A	TO	BLK	STL	PTS	AVG
2021-22	UF	29-10	451/15.6	50-132	.379	32-96	.333	27-36	.750	14	28	42	1.4	25-0	11	18	4	14	159	5.5
2022-23	UF	31-7	599/19.3	93-247	.377	34-130	.262	44-62	.710	12	70	82	2.6	42-1	17	34	6	17	264	8.5
2023-24	GaTech	32-32	922/28.8	110-264	.417	51-133	.383	42-50	.840	33	93	126	3.9	41-0	28	37	16	16	313	9.8
2024-25	GaTech	6-6	143/23.9	22-57	.386	9-32	.281	3-5	.600	6	9	15	2.5	12-0	6	3	7	4	56	9.3
2025-26	GaTech	15-15	457/30.4	80-182	.440	34-86	.395	41-51	.804	13	50	63	4.2	37-0	22	19	9	22	235	15.7
<b>TOTAL FOR GaTech</b>		<b>53-53</b>	<b>1522/28.7</b>	<b>212-503</b>	<b>.421</b>	<b>94-251</b>	<b>.375</b>	<b>86-106</b>	<b>.811</b>	<b>52</b>	<b>152</b>	<b>204</b>	<b>3.8</b>	<b>90-0</b>	<b>56</b>	<b>59</b>	<b>32</b>	<b>42</b>	<b>604</b>	<b>11.4</b>
<b>TOTAL</b>		<b>113-70</b>	<b>2572/22.8</b>	<b>355-882</b>	<b>.402</b>	<b>160-477</b>	<b>.335</b>	<b>157-204</b>	<b>.770</b>	<b>78</b>	<b>250</b>	<b>328</b>	<b>2.9</b>	<b>157-1</b>	<b>84</b>	<b>111</b>	<b>42</b>	<b>73</b>	<b>1027</b>	<b>9.1</b>

## BIO UPDATES



## #23 BRANDON STORES JR.

Guard • 6-5 • 210 • Freshman • The Bronx, N.Y. • St. Raymond HS for Boys

## THE STORES FILE

- Major: Business Administration
- His father, who played college basketball at SUNY Fredonia, started him playing basketball around nine years old working out with his best friend, Kenny Satterfield, who enjoyed a successful professional career
- Attended St. Raymond High School for Boys, finishing as the all-time leading scorer with more than 2,000 points
- Has a twin sister, Madison, who attends St. John's. Madison played high school basketball with Sonia Citron.

## CAREER &amp; SEASON HIGHS

## Points

Season: ..... 0

Career: ..... 0

## Field Goals

Season: ..... 0

Career: ..... 0

## Field Goals Attempted

Season: ..... 2 vs. Bryant (11/7/25)

Career: ..... 2 vs. Bryant (11/7/25)

## 3- Point Field Goals

Season: ..... 0

Career: ..... 0

## 3- Point Field Goals Attempted

Season: ..... 0

Career: ..... 0

## Free Throws

Season: ..... 0

Career: ..... 0

## Free Throws Attempted

Season: ..... 0

Career: ..... 0

## Rebounds

Season: ..... 1 vs. Bryant (11/7/25)

Career: ..... 1 vs. Bryant (11/7/25)

## Assists

Season: ..... 0

Career: ..... 0

## Steals

Season: ..... 0

Career: ..... 0

## Blocks

Season: ..... 0

Career: ..... 0

## Turnovers

Season: ..... 0

Career: ..... 0

## Minutes

Season: ..... 04:34 vs. Bryant (11/7/25)

Career: ..... 04:34 vs. Bryant (11/7/25)

## Miscellaneous

Double-Doubles: Career 25-26

Double Figure Points: - -

Double Figure Rebounds: - -

Led Team In Points/Rebs: - -

20+ Points: - -

## 2025-26 GAME-BY-GAME STATISTICS

## #23 STORES JR., Brandon

				Total		3-Pointers		Free throws		Rebounds													
Opponent	Date	GS	MIN	FG-FGA	PCT	3FG-3FGA	PCT	FT-FTA	PCT	OFF	DEF	TOT	AVG	PF	A	TO	BLK	STL	PTS	AVG			
Bryant	11/07/2025		04:34	0-2	.000	0-0	.000	0-0	.000	0	1	1	1.0	1	0	0	0	0	0	0.0			
Totals		0	04:34	0-2	.000	0-0	.000	0-0	.000	0	1	1	1.0	1	0	0	0	0	0	0.0			

## Player Averages

Games Played	Minutes/game	Points/game	FG Pct	3FG Pct	FT Pct	Rebounds/game	Assists/game	Turnovers/game	Assist/Turnover ratio	Steals/game	Blocks/game
1	4.6	0.0	0.0	0.0	0.0	1.0	0.0	0.0	0.0	0.0	0.0

## CAREER STATISTICS

## STORES JR., Brandon

				Field Goals		3-Point		F-Throws		Rebounds										Scoring	
SEASON	TEAM	GP-GS	MIN/AVG	FG-FGA	FG%	3FG-3FGA	3FG%	FT-FTA	FT%	OFF	DEF	TOT	AVG	PF-FO	A	TO	BLK	STL	PTS	AVG	
2025-26	GaTech	1-0	5/4.6	0-2	.000	0-0	.000	0-0	.000	0	1	1	1.0	1-0	0	0	0	0	0	0.0	
TOTAL		1-0	5/4.6	0-2	.000	0-0	.000	0-0	.000	0	1	1	1.0	1-0	0	0	0	0	0	0.0	

## BIO UPDATES



### #32 DYLLAN THOMPSON

Guard/Forward • 6-7 • 215 • r-Freshman • Sugar Land, Texas • Second Baptist

#### THE THOMPSON FILE

- Major: Business Administration
- Son of former USC All-American and 9-time WNBA all-Star Tina Thompson
- His mother wore No. 32, which is the primary reason he chose that number beginning his junior year of high school
- Played his junior/senior years of high school at Second Baptist School (Houston). Spent his sophomore year at St. Anne's Belfield (Charlottesville, Va.) and his freshman year at Monticello HS (Charlottesville, Va.)
- Played NBPA Top 100 camp in Orlando with teammates Akai Fleming and Jaeden Mustaf

#### CAREER & SEASON HIGHS

##### Points

Season: .....

Career: .....

##### Field Goals

Season: .....

Career: .....

##### Field Goals Attempted

Season: .....

Career: .....

##### 3- Point Field Goals

Season: .....

Career: .....

##### 3- Point Field Goals Attempted

Season: .....

Career: 4 .....

##### Free Throws

Season: .....

Career: .....

##### Free Throws Attempted

Season: .....

Career: .....

##### Rebounds

Season: .....

Career: .....

##### Assists

Season: .....

Career: .....

##### Steals

Season: .....

Career: .....

##### Blocks

Season: .....

Career: .....

##### Turnovers

Season: .....

Career: .....

##### Minutes

Season: .....

Career: .....

#### Miscellaneous

	Career	25-26
Double-Doubles:	-	-
Double Figure Points:	-	-
Double Figure Rebounds:	-	-
Led Team In Points/Rebs:	-	-
20+ Points:	-	-

#### GAME-BY-GAME STATISTICS

#### CAREER STATISTICS

# 2025-26 GEORGIA TECH SEASON STATISTICS

### Game Records

Record	Overall	Home	Away	Neutral
ALL GAMES	10-6	10-2	0-2	0-2
CONFERENCE	1-2	1-1	0-1	0-0
NON-CONFERENCE	9-4	9-1	0-1	0-2

### Score by Periods

Team	1st	2nd	OT	TOT
Georgia Tech	571	630	10	1211
Opponents	531	597	6	1134

### Team Box Score

No.	Player				Total		3-Point		F-Throw		Rebounds													
		GP-GS	MIN	AVG	FG-FGA	FG%	3FG-3FGA	3FG%	FT-FTA	FT%	OFF	DEF	TOT	AVG	PF	DQ	A	TO	BLK	STL	PTS	AVG		
14	REEVES JR., Kowacie	15-15	456:30	30.4	80-182	.440	34-86	.395	41-51	.804	13	50	63	4.2	37	0	22	19	9	22	235	15.7		
11	NDONGO, Baye	12-12	302:30	25.2	59-103	.573	3-9	.333	22-37	.595	37	57	94	7.8	29	0	31	25	12	13	143	11.9		
1	WASHINGTON, Lamar	14-7	420:08	30.0	51-125	.408	12-34	.353	42-54	.778	11	63	74	5.3	37	0	86	35	5	21	156	11.1		
6	SYLLA, Mouhamed	14-14	332:47	23.8	66-111	.595	1-4	.250	20-47	.426	31	81	112	8.0	33	1	9	23	19	12	153	10.9		
0	FLEMING, Akai	16-9	390:05	24.4	43-118	.364	13-43	.302	59-72	.819	10	38	48	3.0	26	0	18	27	4	9	158	9.9		
3	MUSTAF, Jaeden	14-9	356:19	25.5	37-90	.411	7-18	.389	33-48	.688	16	41	57	4.1	38	0	39	22	3	10	114	8.1		
12	CRAFT, Kam	15-11	330:31	22.0	42-109	.385	21-62	.339	4-6	.667	10	24	34	2.3	19	0	15	7	4	7	109	7.3		
5	MARSHALL, Peyton	14-2	167:17	11.9	20-34	.588	0-1	.000	15-24	.625	7	42	49	3.5	27	1	13	24	11	3	55	3.9		
7	KELLEY III, Chas	14-1	213:07	15.2	18-40	.450	10-23	.435	3-5	.600	3	13	16	1.1	13	0	24	11	0	7	49	3.5		
8	KIROUAC, Cole	9-0	92:00	10.2	8-15	.533	0-0	.000	0-2	.000	4	15	19	2.1	14	0	4	3	2	3	16	1.8		
10	REMAGEN, Davi	5-0	49:15	9.8	4-11	.364	0-3	.000	0-0	.000	2	5	7	1.4	5	0	3	1	0	3	8	1.6		
2	CHATFIELD JR, Eric	10-0	109:57	11.0	6-21	.286	3-14	.214	0-0	.000	1	5	6	0.6	12	0	11	5	0	5	15	1.5		
23	STORES JR., Brandon	1-0	04:34	4.6	0-2	.000	0-0	.000	0-0	.000	0	1	1	1.0	1	0	0	0	0	0	0	0.0		
Team											38	23	61					15						
Total		16	3225		434-961	.452	104-297	.350	239-346	.691	183	458	641	40.1	291	2	275	217	69	115	1211	75.7		
Opponents		16	3225		391-1004	.389	124-435	.285	228-336	.679	195	384	579	36.2	285	3	216	193	63	120	1134	70.9		

### Team Statistics

	GATECH	OPP
<b>Scoring</b>	<b>1211</b>	<b>1134</b>
Points per game	75.7	70.9
Scoring margin	+4.8	-
<b>Field goals-att</b>	<b>434-961</b>	<b>391-1004</b>
Field goal pct	.452	.389
<b>3 point fg-att</b>	<b>104-297</b>	<b>124-435</b>
3-point FG pct	.350	.285
3-pt FG made per game	6.5	7.8
<b>Free throws-att</b>	<b>239-346</b>	<b>228-336</b>
Free throw pct	.691	.679
F-Throws made per game	14.9	14.3
<b>Rebounds</b>	<b>641</b>	<b>579</b>
Rebounds per game	40.1	36.2
Rebounding margin	+3.9	-
<b>Assists</b>	<b>275</b>	<b>216</b>
Assists per game	17.2	13.5
<b>Turnovers</b>	<b>217</b>	<b>193</b>
Turnovers per game	13.6	12.1
Turnover margin	-1.5	-
Assist/turnover ratio	1.3	1.1
<b>Steals</b>	<b>115</b>	<b>120</b>
Steals per game	7.2	7.5
<b>Blocks</b>	<b>69</b>	<b>63</b>
Blocks per game	4.3	3.9
<b>Winning streak</b>	<b>0</b>	<b>-</b>
Home win streak	0	-
<b>Attendance</b>	<b>61198</b>	<b>19837</b>
Home games-Avg/Game	12-5100	2-9919
Neutral site-Avg/Game	-	2-1350

### Team Results

Date	Opponent		Score	Att.
11/03/2025	UMES	Wot	56-52	3551
11/07/2025	Bryant	W	74-45	4886
11/10/2025	Southeastern La.	W	70-60	4585
11/14/2025	at Georgia	L	87-92	10523
11/18/2025	Ga. Southern	W	68-66	5128
11/23/2025	West Ga.	W	82-66	4772
11/28/2025	vs DePaul	L	61-75	1200
11/29/2025	vs Drake	L	74-84	1500
12/03/2025	Mississippi St.	L	73-85	4859
12/06/2025	Monmouth	W	79-67	4595
12/16/2025	Marist	W	87-76	5674
12/20/2025	Lafayette	W	95-81	4987
12/28/2025	Florida A&M	W	89-65	5967
12/31/2025	at Duke	L	79-85	9314
01/03/2026	Boston College	W	65-53	5978
01/06/2026	Syracuse	L	72-82	6216



## 2025-26 GEORGIA TECH ACC SEASON STATISTICS

### Game Records

Record	Overall	Home	Away	Neutral
ALL GAMES	1-2	1-1	0-1	0-0
CONFERENCE	1-2	1-1	0-1	0-0
NON-CONFERENCE	0-0	0-0	0-0	0-0

### Score by Periods

Team	1st	2nd	OT	TOT
Georgia Tech	100	116	0	216
Opponents	107	113	0	220

### Team Box Score

No.	Player				Total		3-Point		F-Throw		Rebounds													
		GP-GS	MIN	AVG	FG-FGA	FG%	3FG-3FGA	3FG%	FT-FTA	FT%	OFF	DEF	TOT	AVG	PF	DQ	A	TO	BLK	STL	PTS	AVG		
14	REEVES JR., Kowacie	3-3	98:16	32.8	19-41	.463	6-16	.375	6-7	.857	0	9	9	3.0	10	0	2	2	1	5	50	16.7		
1	WASHINGTON, Lamar	3-3	100:41	33.6	10-32	.313	3-10	.300	13-17	.765	3	18	21	7.0	9	0	18	7	4	6	36	12.0		
11	NDONGO, Baye	3-3	71:21	23.8	14-29	.483	0-2	.000	6-13	.462	9	12	21	7.0	10	0	4	8	1	3	34	11.3		
3	MUSTAF, Jaeden	3-0	81:44	27.2	9-16	.563	2-2	1.000	10-15	.667	2	14	16	5.3	10	0	4	3	1	2	30	10.0		
0	FLEMING, Akai	3-3	74:25	24.8	5-19	.263	2-10	.200	14-14	1.000	2	8	10	3.3	9	0	4	7	2	1	26	8.7		
6	SYLLA, Mouhamed	1-1	13:22	13.4	4-6	.667	0-0	.000	0-0	.000	2	1	3	3.0	2	0	2	1	2	0	8	8.0		
12	CRAFT, Kam	2-0	20:38	10.3	3-5	.600	2-4	.500	0-0	.000	1	3	4	2.0	0	0	3	0	1	0	8	4.0		
7	KELLEY III, Chas	3-0	63:33	21.2	4-10	.400	2-5	.400	0-0	.000	0	2	2	0.7	3	0	6	1	0	2	10	3.3		
8	KIROUAC, Cole	3-0	45:04	15.0	4-7	.571	0-0	.000	0-2	.000	2	7	9	3.0	10	0	2	1	0	1	8	2.7		
5	MARSHALL, Peyton	3-2	30:56	10.3	3-6	.500	0-0	.000	0-0	.000	0	8	8	2.7	7	0	2	8	0	2	6	2.0		
Team											6	2	8					2						
Total		3	600		75-171	.439	17-49	.347	49-68	.721	27	84	111	37.0	70	0	47	40	12	22	216	72.0		
Opponents		3	600		70-191	.366	20-80	.250	60-86	.698	49	71	120	40.0	54	1	31	37	13	21	220	73.3		

### Team Statistics

	GATECH	OPP
<b>Scoring</b>	<b>216</b>	<b>220</b>
Points per game	72.0	73.3
Scoring margin	-1.3	-
<b>Field goals-att</b>	<b>75-171</b>	<b>70-191</b>
Field goal pct	.439	.366
<b>3 point fg-att</b>	<b>17-49</b>	<b>20-80</b>
3-point FG pct	.347	.250
3-pt FG made per game	5.7	6.7
<b>Free throws-att</b>	<b>49-68</b>	<b>60-86</b>
Free throw pct	.721	.698
F-Throws made per game	16.3	20.0
<b>Rebounds</b>	<b>111</b>	<b>120</b>
Rebounds per game	37.0	40.0
Rebounding margin	-3.0	-
<b>Assists</b>	<b>47</b>	<b>31</b>
Assists per game	15.7	10.3
<b>Turnovers</b>	<b>40</b>	<b>37</b>
Turnovers per game	13.3	12.3
Turnover margin	-1.0	-
Assist/turnover ratio	1.2	0.8
<b>Steals</b>	<b>22</b>	<b>21</b>
Steals per game	7.3	7.0
<b>Blocks</b>	<b>12</b>	<b>13</b>
Blocks per game	4.0	4.3
<b>Winning streak</b>	<b>0</b>	<b>-</b>
Home win streak	0	-
<b>Attendance</b>	<b>12194</b>	<b>9314</b>
Home games-Avg/Game	2-6097	1-9314
Neutral site-Avg/Game	-	0-0

### Team Results

Date	Opponent		Score	Att.
12/31/2025	at Duke	L	79-85	9314
01/03/2026	Boston College	W	65-53	5978
01/06/2026	Syracuse	L	72-82	6216

## STARTING LINEUPS

Game		C/F	F/G	G/F	G	G
N3	UMES	Sylla	Kelley	Reeves	Mustaf	Craft
N7	BRYANT	Sylla	Ndongo	Reeves	Mustaf	Craft
N10	SE LOUISIANA	Sylla	Ndongo	Reeves	Mustaf	Craft
N14	at Georgia	Sylla	Ndongo	Reeves	Mustaf	Craft
N18	GEORGIA SOUTHERN	Sylla	Ndongo	Reeves	Mustaf	Craft
N23	WEST GEORGIA	Sylla	Ndongo	Reeves	Mustaf	Craft
N28	vs. DePaul	Sylla	Ndongo	Reeves	Mustaf	Craft
N29	vs. Drake	Sylla	Ndongo	Fleming	Mustaf	Craft
D3	MISSISSIPPI STATE	Sylla	Ngondo	Reeves	Mustaf	Fleming
D6	MONMOUTH	Sylla	Washington	Reeves	Fleming	Craft
D16	MARIST	Sylla	Washington	Reeves	Fleming	Craft
D20	LAFAYETTE	Sylla	Washington	Reeves	Fleming	Craft
D28	FLORIDA A&M	Sylla	Ndongo	Reeves	Fleming	Washington
D31	at Duke	Sylla	Ndongo	Reeves	Fleming	Washington
J3	BOSTON COLLEGE	Marshall	Ndongo	Reeves	Fleming	Washington
J6	SYRACUSE	Marshall	Ndongo	Reeves	Fleming	Washington
J10	at Miami					
J14	PITTSBURGH					
J17	at NC State					
J24	CLEMSON					
J27	at Virginia Tech					
J31	NORTH CAROLINA					
F4	at California					
F7	at Stanford					
F11	WAKE FOREST					
F14	at Notre Dame					
F18	VIRGINIA					
F21	at Louisville					
F28	FLORIDA STATE					
M4	CALIFORNIA					
M7	at Clemson					

## SPECIALTY STATS (GT/Opp)

Game		Paint	Off TO	2ndCh	FBreak	Bench
N3	UMES	26/20	18/13	17/10	7/0	14/40
N7	BRYANT	38/18	15/4	7/7	9/5	25/18
N10	SE LOUISIANA	34/20	23/10	14/4	8/8	27/23
N14	at Georgia	36/40	13/21	15/19	6/30	26/44
N18	GEORGIA SOUTHERN	34/22	10/11	14/17	8/4	15/32
N23	WEST GEORGIA	52/20	8/13	14/11	10/15	16/20
N28	vs. DePaul	38/26	11/10	15/11	3/19	21/25
N29	vs. Drake	36/36	2/2	11/15	4/9	24/10
D3	MISSISSIPPI STATE	26/42	13/5	11/16	5/9	9/20
D6	MONMOUTH	36/28	9/13	9/16	11/15	14/22
D16	MARIST	40/18	17/20	10/18	7/18	18/22
D20	LAFAYETTE	38/26	13/14	18/4	11/2	18/6
D28	FLORIDA A&M	50/22	15/18	12/9	14/7	30/10
D31	at Duke	26/32	18/17	0/15	9/7	25/6
J3	BOSTON COLLEGE	34/24	11/6	4/13	23/0	14/21
J6	SYRACUSE	36/38	11/12	15/19	15/10	19/18
J10	at Miami					
J14	PITTSBURGH					
J17	at NC State					
J24	CLEMSON					
J27	at Virginia Tech					
J31	NORTH CAROLINA					
F4	at California					
F7	at Stanford					
F11	WAKE FOREST					
F14	at Notre Dame					
F18	VIRGINIA					
F21	at Louisville					
F28	FLORIDA STATE					
M4	CALIFORNIA					
M7	at Clemson					

## MISCELLANEOUS

		Uniform	Who	Large	Large		Lead	GT	Opp	Game	#Players		
Date	Opponent	Color	Tip	Took Tip	Lead	Deficit	Ties	Changes	Led	Led	Tied	Played	On the Floor at the End
N3	UMES	White	GT	Sylla	7	9	5	11	24:22	17:29	03:09	10	Craft, Kirouac, Marshall, Reeves, Sylla
N7	BRYANT	White	GT	Sylla	36	-	-	-	39:41	-	00:19	12	Chatfield, Fleming, Kirouac, Remagen, Stores
N10	SOUTHEASTERN LA.	White	SLU	Sylla	14	11	6	5	14:43	21:00	04:17	9	Chatfield, Fleming, Mustaf, Reeves, Washington
N14	at Georgia	Gold	GT	Sylla	8	12	4	7	08:39	28:16	03:05	9	Craft, Fleming, Ndongo, Reeves, Washington
N18	GEORGIA SOUTHERN	White	GSU	Sylla	9	11	8	9	17:18	18:18	04:24	9	Ndongo, Mustaf, Reeves, Sylla, Washington
N23	WEST GEORGIA	White	GT	Sylla	18	6	6	7	24:28	12:26	03:06	9	Craft, Fleming, Ndongo, Reeves, Washington
N28	vs. DePaul	White	GT	Sylla	9	16	4	5	15:00	21:30	03:30	9	Chatfield, Craft, Fleming, Reeves, Washington
N29	vs. Drake	Navy	Drake	Sylla	3	14	4	4	02:20	34:16	03:24	9	Chatfield, Craft, Fleming, Ndongo, Washington
D3	MISSISSIPPI STATE	White	GT	Sylla	7	17	3	1	03:14	33:35	03:11	10	Chatfield, Fleming, Reeves, Sylla, Washington
D6	MONMOUTH	White	GT	Sylla	15	3	8	22	28:06	07:20	04:34	10	Craft, Mustaf, Reeves, Sylla, Washington
D16	MARIST	White	GT	Sylla	23	4	6	8	29:08	07:35	03:17	10	Craft, Fleming, Kelley, Reeves, Washington
D20	LAFAYETTE	White	GT	Sylla	14	2	4	4	35:49	00:38	03:33	9	Craft, Fleming, Kelley, Reeves, Washington
D28	FLORIDA A&M	White	GT	Sylla	34	0	0	0	39:46	00:00	00:14	11	Chatfield, Fleming, Kelley, Kirouac, Remagen
D31	at Duke	Navy	Duke	Sylla	7	7	8	9	18:08	16:23	05:29	9	Fleming, Mustaf, Ndongo, Reeves, Washington
J3	BOSTON COLLEGE	White	BC	Marshall	13	5	9	3	25:31	10:14	04:15	9	Fleming, Kirouac, Mustaf, Reeves, Washington
J6	SYRACUSE	White	SYR	Marshall	4	20	4	4	02:27	34:09	03:24	9	Craft, Fleming, Ndongo, Reeves, Washington
J10	at Miami												
J14	PITTSBURGH												
J17	at NC State												
J24	CLEMSON												
J27	at Virginia Tech												
J31	NORTH CAROLINA												
F4	at California												
F7	at Stanford												
F11	WAKE FOREST												
F14	at Notre Dame												
F18	VIRGINIA												
F21	at Louisville												
F28	FLORIDA STATE												
M4	CALIFORNIA												
M7	at Clemson												
M10	vs. TBA												

## REBOUNDING GAME (GT/Opp)

Date	Opponent	Dec.	Result	Total	Margin	Offensive	Defensive	High Rebounder
N3	UMES	W	56-52	40	-1	12	28	Sylla - 15
N7	BRYANT	W	74-45	43	+6	7	36	Sylla - 11
N10	SE LOUISIANA	W	70-60	39	+9	9	30	Sylla - 10
N14	at Georgia	L	92-87	43	-6	18	25	Sylla - 8
N18	GA. SOUTHERN	W	68-66	46	+9	15	31	Sylla - 11
N23	WEST GEORGIA	W	82-66	48	+20	12	36	Ndongo - 14
N28	vs. DePaul	L	75-61	35	E	13	22	Marshall, Ndongo - 8
N29	vs. Drake	L	84-74	32	-4	10	22	Fleming, Ndongo - 7
D3	MISSISSIPPI STATE	L	85-73	42	-5	17	25	Reeves - 9
D6	MONMOUTH	W	79-67	42	+6	10	32	Sylla - 9
D16	MARIST	W	87-76	35	+9	10	25	Reeves - 10
D20	LAFAYETTE	W	95-81	39	+11	12	27	Reeves - 9
D28	FLORIDA A&M	W	89-65	46	+17	11	35	Ndongo - 11
D31	at Duke	L	85-79	28	-14	5	23	Mustaf - 7
J3	BOSTON COLLEGE	W	65-53	49	+15	11	38	Washington - 12
J6	SYRACUSE	L	82-72	34	-10	11	23	Ndongo - 9
J10	at Miami							
J14	PITTSBURGH							
J17	at NC State							
J24	CLEMSON							
J27	at Virginia Tech							
J31	NORTH CAROLINA							
F4	at California							
F7	at Stanford							
F11	WAKE FOREST							
F14	at Notre Dame							
F18	VIRGINIA							
F21	at Louisville							
F28	FLORIDA STATE							
M4	CALIFORNIA							
M7	at Clemson							

## TEAM MISC. STATS

### Most First Half Points

Georgia Tech	49	vs. Lafayette (12/20/25)	W, 95-81
Opponents	46	at Georgia (11/14/25)	L, 92-87

### Fewest First Half Points

Georgia Tech	21	vs. UMES (11/3/25)	W, 56-52
Opponents	18	vs. UMES (11/3/25)	W, 56-52

### Largest Halftime Lead

Georgia Tech	22	vs. Florida A&M (12/28/25)	W, 89-65
Opponents	14	vs. Syracuse (1/6/26)	L, 82-72

### Most Second Half Points

Georgia Tech	49	vs. West Georgia (11/23/25)	W, 82-66
Opponents	50	vs. DePaul (11/28/25)	L, 75-61

### Fewest Second Half Points

Georgia Tech	25	vs. UMES (11/3/25)	W, 56-52
Opponents	23	vs. Bryant (11/7/25)	W, 74-45

### Largest Margin of Victory

Georgia Tech	29	vs. UMES (11/3/25)	W, 56-52
Opponents	14	vs. DePaul (11/28/25)	L, 75-61

### Most Turnovers

Georgia Tech	22	vs. Georgia Southern (11/18/25)	W, 68-66
Opponents	20	vs. SE Louisiana (11/10/25)	W, 70-60

### Fewest Turnovers

Georgia Tech	5	vs. Mississippi State (12/3/25)	L, 85-73
Opponents	6	2x, last vs. Monmouth (12/6/25)	W, 79-67

### Most Steals

Georgia Tech	13	2x, last vs. Bryant (11/7/25)	W, 74-45
Opponents	13	2x, last vs. Florida A&M (12/28/25)	W, 89-65

### Fewest Steals

Georgia Tech	2	vs. Monmouth (12/6/25)	W, 79-67
Opponents	2	vs. Drake (11/29/25)	L, 84-74

### Most Blocks

Georgia Tech	8	at Georgia (11/14/25)	L, 92-87
Opponents	9	vs. Mississippi State (12/3/25)	L, 85-73

### Fewest Blocks

Georgia Tech	1	vs. Marist (12/16/25)	W, 87-76
Opponents	0	vs. Lafayette (12/20/25)	W, 95-81

### Most Assists

Georgia Tech	23	vs. Florida A&M (12/28/25)	W, 89-65
Opponents	21	vs. Marist (12/16/25)	W, 87-76

## 2025-26 RESULTS

**RECORD:** 10-6 Overall (Home: 10-2; Away: 0-2; Neutral: 0-2; ACC: 1-2)

Date	Opponent	Dec.	Result	Margin	Rec.	High Scorer	High Rebounder	High Assists	Attendance
N3	UMES	W	56-52 (ot)	+4	1-0	Sylla - 14	Sylla - 15	Reeves - 4	3551
N7	BRYANT	W	74-45	+29	2-0	Reeves - 18	Sylla - 11	Mustaf - 5	4886
N10	SE LOUISIANA	W	70-60	+10	3-0	Sylla - 16	Sylla - 10	Ndongo - 5	4585
N14	at Georgia	L	92-87	-5	3-1	Craft - 17	Sylla - 8	Mustaf - 6	10,523
N18	GA. SOUTHERN	W	68-66	+2	4-1	Ndongo - 20	Sylla - 11	Mustaf, Ndongo - 4	5,128
N23	WEST GEORGIA	W	82-66	+16	5-1	Reeves - 18	Ndongo - 14	Washington - 7	4,772
N28	DePAUL	L	75-61	-14	5-2	Fleming - 13	Marshall, Ndongo - 8	Washington - 7	1,200
N29	DRAKE	L	84-74	-10	5-3	Fleming - 15	Fleming, Ndongo - 7	Washington - 6	1,500
D3	MISSISSIPPI STATE	L	85-73	-12	5-4	Reeves - 23	Reeves - 9	Washington - 5	4,589
D6	MONMOUTH	W	79-67	+12	6-4	Reeves, Wash. - 23	Sylla - 9	Washington - 6	4,595
D16	MARIST	W	87-76	+11	7-4	Reeves - 21	Reeves - 10	Washington - 10	5,674
D20	LAFAYETTE	W	95-81	+14	8-4	Three with 20	Reeves - 9	Washington - 10	4,987
D28	FLORIDA A&M	W	89-65	+24	9-4	Ndongo - 15	Ndongo - 11	Washington - 8	5,967
D31	at Duke	L	85-79	-6	9-5	Reeves - 23	Mustaf - 7	Washington - 6	9,314
J3	BOSTON COLLEGE	W	65-53	+12	10-5	Washington - 17	Washington - 12	Washington - 5	5,978
J6	SYRACUSE	L	82-72	-10	10-6	Ndongo - 20	Ndongo - 9	Washington - 7	6,216

## POINTS-REBOUNDS-ASSISTS

Opponent	Date	Score		0 FLEMING,AK	1 WASHINGTON	2 CHATFIELD	3 MUSTAF, JAE	5 MARSHALL, P	6 SYLLA, MOUH	7 KELLEY III	8 KIROUAC, CO	10 REMAGEN, DA	11 NDONGO, BAY	12 CRAFT, KAM
UMES	11/03/2025	56-52	Wot	2-0-0	DNP	3-0-1	9-5-1	9-8-3	14-15-0	0-3-2	0-0-0	0-1-0	DNP	7-0-1
Bryant	11/07/2025	74-45	W	14-2-0	DNP	2-1-1	2-5-5	2-4-3	10-11-3	5-1-0	0-2-1	2-1-1	10-7-1	9-1-2
Southeastern La.	11/10/2025	70-60	W	12-3-1	13-6-3	2-1-1	7-3-1	DNP	16-10-0	0-0-1	DNP	DNP	8-8-5	0-1-0
at Georgia	11/14/2025	87-92	L	8-2-2	16-5-5	DNP	15-5-6	2-5-1	7-8-0	0-2-1	DNP	DNP	10-4-1	17-5-2
Ga. Southern	11/18/2025	68-66	W	10-3-3	1-6-1	DNP	8-3-4	4-4-0	12-11-0	0-0-0	DNP	DNP	20-10-4	4-1-1
West Ga.	11/23/2025	82-66	W	1-2-0	8-4-7	0-0-0	6-5-5	7-2-1	13-11-0	DNP	DNP	DNP	14-14-5	15-5-0
vs DePaul	11/28/2025	61-75	L	13-3-0	0-0-7	0-0-0	9-2-2	8-8-1	10-7-0	DNP	DNP	DNP	6-8-2	9-0-1
vs Drake	11/29/2025	74-84	L	15-7-1	11-3-6	5-2-3	5-1-4	5-2-0	5-1-1	3-2-2	DNP	DNP	14-7-3	11-3-0
Mississippi St.	12/03/2025	73-85	L	12-1-2	7-3-5	0-2-3	5-3-1	0-4-0	12-5-1	0-1-0	DNP	DNP	12-4-1	2-3-2
Monmouth	12/06/2025	79-67	W	0-6-1	23-8-6	0-0-1	9-3-2	0-0-0	13-9-0	3-1-3	2-4-1	DNP	DNP	6-3-0
Marist	12/16/2025	87-76	W	13-2-0	11-6-10	0-0-0	DNP	2-0-0	14-8-1	8-1-6	4-2-0	4-2-1	DNP	10-3-0
Lafayette	12/20/2025	95-81	W	20-5-3	20-5-10	DNP	DNP	10-4-2	8-5-1	6-3-0	2-1-0	0-0-1	DNP	9-4-3
Florida A&M	12/28/2025	89-65	W	12-2-1	10-7-8	3-0-1	9-6-4	DNP	11-8-0	14-0-3	0-1-0	2-3-0	15-11-5	2-1-0
at Duke	12/31/2025	79-85	L	9-2-4	10-2-6	DNP	11-7-2	2-4-2	8-3-2	10-1-0	2-1-0	DNP	4-4-2	DNP
Boston College	01/03/2026	65-53	W	8-5-0	17-12-5	DNP	9-5-1	0-2-0	DNP	0-1-3	2-6-2	DNP	10-8-1	3-2-0
Syracuse	01/06/2026	72-82	L	9-3-0	9-7-7	DNP	10-4-1	4-2-0	DNP	0-0-3	4-2-0	DNP	20-9-1	5-2-3

Opponent	Date	Score		14 REEVES JR.	23 STORES JR.
UMES	11/03/2025	56-52	Wot	12-4-4	DNP
Bryant	11/07/2025	74-45	W	18-1-2	0-1-0
Southeastern La.	11/10/2025	70-60	W	12-4-1	DNP
at Georgia	11/14/2025	87-92	L	12-4-0	DNP
Ga. Southern	11/18/2025	68-66	W	9-4-2	DNP
West Ga.	11/23/2025	82-66	W	18-3-2	DNP
vs DePaul	11/28/2025	61-75	L	6-2-1	DNP
vs Drake	11/29/2025	74-84	L	DNP	DNP
Mississippi St.	12/03/2025	73-85	L	23-9-1	DNP
Monmouth	12/06/2025	79-67	W	23-3-2	DNP
Marist	12/16/2025	87-76	W	21-10-3	DNP
Lafayette	12/20/2025	95-81	W	20-9-1	DNP
Florida A&M	12/28/2025	89-65	W	11-1-1	DNP
at Duke	12/31/2025	79-85	L	23-3-0	DNP
Boston College	01/03/2026	65-53	W	16-3-1	DNP
Syracuse	01/06/2026	72-82	L	11-3-1	DNP



# GAME-BY-GAME STATISTICS



## 2025-26 Georgia Tech Men's Basketball Team Game-by-Game All games

Page 1/1  
as of Jan 07, 2026

				Total		3-Pointers		Free throws		Rebounds											
Opponent	Date	Score		FG-FGA	PCT	3FG-3FGA	PCT	FT-FTA	PCT	OFF	DEF	TOT	AVG	PF	A	TO	BLK	STL	PTS	AVG	
UMES	11/03/2025	56-52	Wot	21-60	.350	5-26	.192	9-18	.500	12	28	40	40.0	16	12	13	7	13	56	56.0	
Bryant	11/07/2025	74-45	W	29-63	.460	10-23	.435	6-10	.600	7	36	43	41.5	17	19	13	4	13	74	65.0	
Southeastern La. at Georgia	11/10/2025	70-60	W	23-51	.451	5-15	.333	19-26	.731	9	30	39	40.7	15	13	20	5	6	70	66.7	
	11/14/2025	87-92	L	30-73	.411	10-22	.455	17-28	.607	18	25	43	41.3	28	18	15	8	7	87	71.8	
Ga. Southern	11/18/2025	68-66	W	22-56	.393	4-22	.182	20-30	.667	15	31	46	42.2	14	15	22	4	9	68	71.0	
West Ga.	11/23/2025	82-66	W	33-61	.541	5-17	.294	11-19	.579	12	36	48	43.2	15	20	13	5	5	82	72.8	
vs DePaul	11/28/2025	61-75	L	24-63	.381	2-18	.111	11-14	.786	13	22	35	42.0	16	14	11	3	7	61	71.1	
vs Drake	11/29/2025	74-84	L	29-61	.475	9-22	.409	7-18	.389	10	22	32	40.8	20	20	6	2	5	74	71.5	
Mississippi St.	12/03/2025	73-85	L	26-77	.338	8-30	.267	13-20	.650	17	25	42	40.9	17	16	5	3	7	73	71.7	
Monmouth	12/06/2025	79-67	W	26-54	.481	6-15	.400	21-26	.808	10	32	42	41.0	15	16	15	6	2	79	72.4	
Marist	12/16/2025	87-76	W	33-57	.579	8-11	.727	13-17	.765	10	25	35	40.5	16	21	15	1	6	87	73.7	
Lafayette	12/20/2025	95-81	W	30-60	.500	9-16	.563	26-30	.867	12	27	39	40.3	16	21	9	3	5	95	75.5	
Florida A&M	12/28/2025	89-65	W	33-54	.611	6-11	.545	17-22	.773	11	35	46	40.8	16	23	20	6	8	89	76.5	
at Duke	12/31/2025	79-85	L	29-54	.537	10-18	.556	11-13	.846	5	23	28	39.9	25	18	17	4	8	79	76.7	
Boston College	01/03/2026	65-53	W	21-53	.396	3-13	.231	20-29	.690	11	38	49	40.5	17	13	14	3	6	65	75.9	
Syracuse	01/06/2026	72-82	L	25-64	.391	4-18	.222	18-26	.692	11	23	34	40.1	28	16	9	5	8	72	75.7	
Total		1211		434-961	.452	104-297	.350	239-346	.691	183	458	641	40.1	291	275	217	69	115	1211	75.7	
Opponents		1134		391-1004	.389	124-435	.285	228-336	.679	195	384	579	36.2	285	216	193	63	120	1134	70.9	

### Georgia Tech Averages

Games Played	Points/game	FG Pct	3FG Pct	FT Pct	Rebounds/game	Assists/game	Turnovers/game	Assist/Turnover ratio	Steals/game	Blocks/game
16	75.7	45.2	35.0	69.1	40.1	17.2	13.6	1.3	7.2	4.3



## 2025-26 Georgia Tech Men's Basketball Opponents Game-by-Game All games

Page 1/1  
as of Jan 07, 2026

				Total		3-Pointers		Free throws		Rebounds											
Opponent	Date	Score		FG-FGA	PCT	3FG-3FGA	PCT	FT-FTA	PCT	OFF	DEF	TOT	AVG	PF	A	TO	BLK	STL	PTS	AVG	
UMES	11/03/2025	56-52	Wot	20-56	.357	6-23	.261	6-11	.545	10	31	41	41.0	20	14	19	4	4	52	52.0	
Bryant	11/07/2025	74-45	W	15-60	.250	4-38	.105	11-16	.688	9	28	37	39.0	17	11	16	5	6	45	48.5	
Southeastern La.	11/10/2025	70-60	W	20-60	.333	8-25	.320	12-15	.800	9	21	30	36.0	19	11	20	2	12	60	52.3	
at Georgia	11/14/2025	87-92	L	27-67	.403	6-29	.207	32-44	.727	18	31	49	39.3	24	14	14	8	7	92	62.3	
Ga. Southern	11/18/2025	68-66	W	23-67	.343	12-37	.324	8-15	.533	15	22	37	38.8	23	11	14	3	13	66	63.0	
West Ga.	11/23/2025	82-66	W	25-64	.391	7-25	.280	9-17	.529	8	20	28	37.0	13	11	9	2	9	66	63.5	
vs DePaul	11/28/2025	61-75	L	27-56	.482	7-22	.318	14-17	.824	8	27	35	36.7	14	12	10	4	6	75	65.1	
vs Drake	11/29/2025	74-84	L	28-55	.509	8-19	.421	20-27	.741	9	27	36	36.6	15	17	6	3	2	84	67.5	
Mississippi St.	12/03/2025	73-85	L	31-61	.508	6-22	.273	17-22	.773	9	38	47	37.8	13	13	13	9	3	85	69.4	
Monmouth	12/06/2025	79-67	W	25-73	.342	7-22	.318	10-15	.667	16	20	36	37.6	20	17	6	3	8	67	69.2	
Marist	12/16/2025	87-76	W	28-62	.452	13-27	.481	7-14	.500	12	14	26	36.5	14	21	10	2	9	76	69.8	
Lafayette	12/20/2025	95-81	W	27-61	.443	11-34	.324	16-21	.762	8	20	28	35.8	22	17	8	0	7	81	70.8	
Florida A&M	12/28/2025	89-65	W	25-71	.352	9-32	.281	6-16	.375	15	14	29	35.3	17	16	11	5	13	65	70.3	
at Duke	12/31/2025	79-85	L	26-64	.406	9-32	.281	24-35	.686	21	21	42	35.8	15	10	12	2	11	85	71.4	
Boston College	01/03/2026	65-53	W	18-66	.273	4-29	.138	13-20	.650	14	20	34	35.7	20	6	10	4	5	53	70.1	
Syracuse	01/06/2026	72-82	L	26-61	.426	7-19	.368	23-31	.742	14	30	44	36.2	19	15	15	7	5	82	70.9	
Total		1134		391-1004	.389	124-435	.285	228-336	.679	195	384	579	36.2	285	216	193	63	120	1134	70.9	
Georgia Tech		1211		434-961	.452	104-297	.350	239-346	.691	183	458	641	40.1	291	275	217	69	115	1211	75.7	

### Opponents Averages

Games Played	Points/game	FG Pct	3FG Pct	FT Pct	Rebounds/game	Assists/game	Turnovers/game	Assist/Turnover ratio	Steals/game	Blocks/game
16	70.9	38.9	28.5	67.9	36.2	13.5	12.1	1.1	7.5	3.9

## BOX SCORES (GAMES 1-4)



Official Basketball Box Score - Final  
**UMES at Georgia Tech**  
11/07/25 McCamish Pavilion, Atlanta  
Georgia Tech vs. UMES

Game Time: 7:30 PM  
Game Duration: 2:23  
Attendance: 3,551

Officials: Ron Groover, Italo Araujo, Connor Penn

UMES - 52

Record: 0-1

NO. Name	Min	FG M-A	3P M-A	FT M-A	Rebounds OR DR TOT	Fouls PF FD	TP	AS	TO	ST	Blocks BS BA	+/-
1 Zion Obanla	F 18:24	2-4	0-0	0-1	1 2 3	3 1 4	0	1	1	0	0	-10
22 Maurice Vassell	F 17:15	0-0	0-0	0-1	1 2 3	2 1 0	1	0	1	1	0	-7
24 Levi Beckwith	F 17:29	1-3	0-0	0-0	0 1 1	2 0 3	1	0	0	0	0	-1
0 Jaden Cooper	G 18:24	1-4	1-2	0-0	0 3 3	1 0 3	1	0	0	0	1	-5
4 Michael Teal	G 13:00	0-3	0-2	0-0	0 1 1	1 0 0	0	1	4	0	0	-2
35 Christopher Flippin	23:35	1-6	0-0	1-2	2 2 4	2 4 3	2	1	0	0	2	-12
23 Trey Hall	22:58	0-3	0-3	0-0	0 2 2	0 1 0	1	0	5	0	0	-3
3 Trey Brown	16:25	1-6	1-1	2-2	1 3 4	0 3 5	2	1	0	0	0	8
5 Dorion Staples	25:05	2-7	0-3	1-3	0 6 6	5 3 5	4	1	0	0	1	9
12 Justin Monden	29:46	4-10	0-5	2-3	0 4 4	4 2 10	1	2	1	0	1	-4
14 Joseph Locandro	19:27	7-8	3-3	0-0	1 4 5	0 1 17	0	3	1	1	0	-2
11 Javoy Thompson	11:02	0-1	0-1	0-0	0 0 0	0 1 0	0	0	0	0	0	-2
Team					4 2 6	0	0	0	1			
Totals		20-56	6-23	6-11	10 31 41	20 16	52	14	19	4	4 7	-4

Major Fouls: NONE

Shooting By Period
1 <sup>st</sup> FG% 6-25 24.0%
3PT% 3-13 23.1%
FT% 3-5 60%
2 <sup>nd</sup> FG% 12-24 50.0%
3PT% 3-9 33.3%
FT% 1-4 25%
OT FG% 2-7 28.6%
3PT% 0-1 0.0%
FT% 2-2 100%
GM FG% 20-56 35.7%
3PT% 6-23 26.1%
FT% 6-11 54.5%

Dead Ball Rebounds: 3, 0

Georgia Tech - 56

Record: 1-0

NO. Name	Min	FG M-A	3P M-A	FT M-A	Rebounds OR DR TOT	Fouls PF FD	TP	AS	TO	ST	Blocks BS BA	+/-			
14 Kowacice Reeves Jr.	F 41:42	5-15	2-10	0-1	0 4 4	2 2 12	12	4	0	3	2 1				
6 Mouhamed Sylla	C 33:45	6-11	0-1	2-6	3 12 15	3 5 14	0	6	1	3	2 1				
3 Jaeden Mustaf	G 34:01	3-7	1-1	2-5	2 3 5	1 5 9	1	1	1	0	0 3				
7 Chas Kelley III	G 21:12	0-4	0-3	0-0	1 2 3	0 1 0	1	0	2	0	0 1	-1			
12 Kam Craft	G 37:26	3-7	1-4	0-0	0 0 0	1 1 7	1	0	1	3	0 1	7			
0 Akai Fleming	12:01	1-7	0-3	0-0	0 0 0	0 0 0	2	0	0	1	1 0	0			
10 Davi Remagen	04:42	0-2	0-1	0-0	0 1 1	1 0 0	0	0	0	0	0 0	1			
5 Peyton Marshall	25:41	2-4	0-0	5-6	3 5 8	5 4 9	3	2	2	0	2 0	0			
8 Cole Krouac	02:47	0-0	0-0	0-0	0 0 0	1 2 0	0	0	2	1	0 0	-5			
2 Eric Chatfield Jr	11:43	1-3	1-3	0-0	0 0 0	0 3 0	3	1	0	1	0 0	-6			
Team					3	1	4	0	0	0					
Totals	21:60	5-26	9-18	12	28	40	16	20	56	12	13	13	7	4	4

Major Fouls: NONE

Shooting By Period
1 <sup>st</sup> FG% 9-24 37.5%
3PT% 2-9 22.2%
FT% 1-6 16.7%
2 <sup>nd</sup> FG% 9-29 31.0%
3PT% 2-14 14.3%
FT% 5-8 62.5%
OT FG% 3-7 42.9%
3PT% 1-3 33.3%
FT% 3-4 75%
GM FG% 21-60 35.0%
3PT% 5-26 19.2%
FT% 9-18 50.0%

Dead Ball Rebounds: 5, 0

UMES	GT
Biggest lead	9 (2 <sup>nd</sup> 14:13) 7 (1 <sup>st</sup> 2:23)
Best Scoring Run	16 (2 <sup>nd</sup> 14:13) 7 (1 <sup>st</sup> 17:03)
Lead Changes	11
Times Tied	5
Time with Lead	17:29 24:22

Points from	UMES	GT
Turnovers	13	18
Paint	20	26
Second Chance	10	17
Fast Breaks	0	7
Bench	40	14

Period by Period Scoring
1st 2nd OT TOT
UMES 18 28 6 52
GT 21 25 10 56



Official Basketball Box Score - Final  
**Bryant at Georgia Tech**  
11/07/25 McCamish Pavilion, Atlanta  
Georgia Tech vs. Bryant

Game Time: 7:30 PM  
Game Duration: 1:57  
Attendance: 4,366

Officials: Tony Henderson, Jamel Spearman, Anthony Exles

Bryant - 45

Record: 0-2

NO. Name	Min	FG M-A	3P M-A	FT M-A	Rebounds OR DR TOT	Fouls PF FD	TP	AS	TO	ST	Blocks BS BA	+/-				
10 Daniel Akoue	F 10:08	0-3	0-3	2-2	0 3 3	1 2 0	2	0	2	0	0 0	-6				
14 Keagan Harvey	F 24:18	0-6	0-5	0-0	1 2 3	2 1 0	2	3	0	0	1 1	-17				
1 Ty Tabeles	G 26:44	1-7	1-4	0-0	1 2 3	2 3 3	3	3	5	0	0 1	-32				
4 Quincy Allen	G 29:48	3-12	0-6	4-5	1 6 7	3 2 10	1	2	3	2	0 -25					
99 Timofei Rudovskii	G 29:47	4-11	2-8	2-3	1 2 3	2 3 12	1	3	2	1	0 -30					
0 Ashley Sims, II	23:51	3-7	1-4	0-0	0 4 4	2 0 7	1	1	1	1 1	-21					
2 Khalil Williams	13:16	3-7	0-2	0-0	1 4 5	1 2 6	1	0	0	0 1	3					
3 Aaron Davis	14:47	0-2	0-2	1-3	1 2 3	3 2 1	1	1	0	0 0	-8					
8 Lennart Weber	15:42	0-3	0-3	1-2	0 2 1	1 1 1	1	1	0	0 0	-12					
11 Ethane Bourgade	11:39	1-2	0-1	1-1	0 1 1	1 1 3	0	0	0	0 0	3					
Team					1	2	3	0	0	0						
Totals		15-60	4-38	11-16	9	28	37	17	17	45	11	16	6	5	4	-29

Major Fouls: NONE

Shooting By Period
1 <sup>st</sup> FG% 8-31 25.8%
3PT% 2-18 11.1%
FT% 4-5 80%
2 <sup>nd</sup> FG% 7-29 24.1%
3PT% 2-20 10.0%
FT% 7-11 63.6%
GM FG% 15-60 25.0%
3PT% 4-38 10.5%
FT% 11-16 68.8%

Dead Ball Rebounds: 4, 0

Georgia Tech - 74

Record: 2-0

NO. Name	Min	FG M-A	3P M-A	FT M-A	Rebounds OR DR TOT	Fouls PF FD	TP	AS	TO	ST	Blocks BS BA	+/-
11 Baye Ndongo	F 20:39	4-7	1-1	1-2	1 6 7	2 4 10	1	0	2	0	1 25	
14 Kowacie Reeves Jr.	F 23:48	7-13	3-6	1-1	0 1 1	1 1 18	2	1	0	0	1 31	
6 Mouhamed Sylla	C 30:33	5-9	0-0	0-0	3 8 11	1 2 10	3	3	1	4	2 26	
3 Jaeden Mustaf	G 15:46	1-4	0-0	0-0	1 4 5	1 1 2	5	1	2	0	0 28	
12 Kam Craft	G 20:00	3-9	3-8	0-0	1 1 0	0 9 2	1	0	0	0	0 22	
0 Akai Fleming	21:08	4-8	2-3	4-6	0 2 2	2 4 14	0	3	2	0	0 9	
7 Chas Kelley III	13:55	2-3	1-2	0-0	0 1 1	1 0 5	0	0	3	0	0 3	
5 Peyton Marshall	17:29	1-1	0-0	0-1	0 4 4	3 2 3	1	0	0	0	0 13	
10 Davi Remagen	12:32	1-4	0-2	0-0	1 0 1	2 2 2	1	0	2	0	0 -2	
2 Eric Chatfield Jr	11:46	1-2	0-1	0-0	0 1 1	3 1 2	1	0	2	1	0 -2	
8 Cole Kiroac	07:50	0-1	0-0	0-0	2 2 0	0 0 1	0	0	0	0	0 -4	
23 Brandon Stores Jr.	04:34	0-2	0-0	0-0	0 1 1	1 0 0	0	0	0	0	1 -4	
Team					1 5 6	0 0 1						
Totals	29:63	10-23	6-10	7 36	43 17 17	74 19 13	13 13	4 5	29			

Major Fouls: NONE

BRYANT	GT
Biggest lead	0 (1 <sup>st</sup> 20:00) 36 (2 <sup>nd</sup> 9:24)
Best Scoring Run	6 (2 <sup>nd</sup> 0:35) 13 (2 <sup>nd</sup> 16:51)
Lead Changes	0
Times Tied	0
Time with Lead	00:00 39:41

Points from	BRYANT	GT
Turnovers	4	15
Paint	18	38
Second Chance	7	7
Fast Breaks	5	9
Bench	18	25

Period by Period Scoring
1st 2nd TOT
BRYANT 22 23 45
GT 39 35 74



Official Basketball Box Score - Final  
**Southeastern L.A. at Georgia Tech**  
11/10/25 McCamish Pavilion, Atlanta  
Georgia Tech vs. SLU

Game Time: 9:00 PM  
Game Duration: 2:14  
Attendance: 4,585

Officials: Roger Ayers, Brian O'Connell, Clare Aubry

Southeastern L.A. - 60

Record: 0-3

NO. Name	Min	FG M-A	3P M-A	FT M-A	Rebounds OR DR TOT	Fouls PF FD	TP	AS	TO	ST	Blocks BS BA	+/-			
0 Jeremy Elyzee	F 29:50	4-11	0-2	2-2	1 3 4	3 3 10	3	4	3	0	2 5				
23 Isaiah Gaines	F 27:21	5-9	0-1	2-3	3 3 6	3 2 12	0	1	1	0	0 9				
3 Ethan Pickett	G 22:42	1-4	0-1	0-0	0 3 3	2 1 2	0	3	1	0	1 0				
4 C.J. Booker	G 23:35	1-8	1-3	0-0	0 1 1	0 1 3	2	0	2	0	0 1				
10 Jaden Lawrence	G 23:59	2-4	2-3	4-5	1 4 5	1 2 10	1	0	2	0	1 -6				
1 Makhi Myles	12:39	1-3	0-2	0-1	0 2 2	3 1 2	1	0	3	0	1 0	-13			
5 Kyle Edison	12:26	1-3	0-1	1-1	1 0 1	4 2 3	2	1	1	0	0 0	-5			
6 Ubong Abasi Etim	09:53	0-0	0-0	0-0	1 1 2	0 0 0	1	0	0	0	0 0	-16			
7 Seth Jones	20:26	3-12	3-9	0-0	2 3 5	1 0 9	1	3	2	1	0 -14				
2 Jalen Forrest	15:51	2-6	2-3	3-3	0 0 1	1 2 3	9	1	1	0	0 0	-7			
12 Ahmed Essahaty	01:18	0-0	0-0	0-0	0 0 0	0 0 0	0	0	0	0	0 0	-3			
Team					0 0 0	0 0 0	0	4							
Totals	20:60	8-25	12-15	9	21	30	19	15	60	11	20	12	2	5	-10

Major Fouls: NONE

Shooting By Period
1 <sup>st</sup> FG% 9-27 33.3%
3PT% 4-13 30.8%
FT% 9-11 81.8%
2 <sup>nd</sup> FG% 11-33 33.3%
3PT% 4-12 33.3%
FT% 3-4 75%
GM FG% 20-60 33.3%
3PT% 8-25 32.0%
FT% 12-15 80.0%

Dead Ball Rebounds: 4, 0

Georgia Tech - 70

Record: 3-0

NO. Name	Min	FG M-A	3P M-A	FT M-A	Rebounds OR DR TOT	Fouls PF FD	TP	AS	TO	ST	Blocks BS BA	+/-			
11 Baye Ndongo	F 23:39	3-5	0-0	2-2	4 4 8	3 1 8	5	2	2	3	0	-1			
14 Kowacice Reeves Jr.	F 33:27	2-7	1-3	7-8	0 4 4	2 5 12	1	6	2	0	0	3			
6 Mouhamed Sylla	C 37:28	8-12	0-0	0-2	1 9 10	3 5 16	0	0	0	2	1	7			
3 Jaeden Mustaf	G 24:24	2-4	1-2	2-4	1 3 3	1 2 7	1	4	1	0	0	-4			
12 Kam Craft	G 08:39	0-5	0-3	0-0	1 0 1	2 0 0	0	0	0	0	0	-5			
0 Akai Fleming	24:49	3-5	1-2	5-6	3 3 3	2 13 12	1	2	0	0	0	21			
1 Lamar Washington	27:41	4-9	2-3	4-4	0 6 6	2 0 13	3	3	0	0	1	13			
7 Chas Kelley III	03:30	0-0	0-0	0-0	0 0 0	0 0 0	1	0	0	0	0	2			
2 Eric Chatfield Jr	16:23	1-4	0-2	0-0	0 1 1	0 1 2	1	1	0	0	0	14			
Team					2	1	3	0	0	2					
Totals	23:51	5-15	19-26	9	30	39	15	19	70	13	20	6	5	2	10

Major Fouls: Sylla (TF) 1<sup>st</sup> 10:42

||
||
||

# BOX SCORES (GAMES 5-8)



Official Basketball Box Score - Final  
**Ga. Southern at Georgia Tech**  
 11/18/25 McCamish Pavilion, Atlanta  
 Georgia Tech vs. Georgia Southern

Game Time: 7:30 PM  
 Game Duration: 2:14  
 Attendance: 5,128

Officials: AJ Desai, Trey Stoyons, Chase Shaw

Ga. Southern - 66

Record: 3-2

NO. Name	Min	FG M-A	3P M-A	FT M-A	Rebounds OR DR TOT	Fouls PF FF	TP	AS	TO	ST	Blocks BS BA	+/-
11 Shainen Carter	F 19:51	2-5	0-0	0-0	3 0 3	3 2	4	0	2	1	1 2	7
13 Alden Applegate	F 30:02	4-8	2-6	1-2	5 6 11	1 2	11	3	2	1	0 1	-3
1 Dwayne Williams Jr.	G 08:40	0-4	0-3	0-0	0 0 0	1 0	1	0	0	1	0 0	1
12 Tyren Moore	G 24:42	3-8	3-8	1-2	0 0 0	4 2	10	1	0	4	0 0	-9
21 Tavarus Webb	G 28:29	3-10	2-6	1-2	0 3 3	3 2	9	4	3	1	0 1	-6
5 Nakaveon White	27:32	3-13	2-6	2-3	1 5 6	2 2	10	3	4	2	1 0	7
9 Jefferson Koulibaly	14:41	0-2	0-0	0-0	1 0 1	2 0	0	0	0	1	0 0	-3
3 Khamir Dunn	18:22	4-11	3-7	2-2	1 2 3	3 2	13	0	3	1	0 0	4
24 Andres Burney	18:14	4-5	0-0	1-4	4 2 6	3 2	9	0	0	1	1 0	-5
7 Tsvet Sotirov	09:27	0-1	0-1	0-0	0 0 0	1 0	0	0	0	0	0 0	-3
Team					0 4 4	0 0	0	0	0	0 0		
<b>Totals</b>		23-67	12-37	8-15	15 22 37	23 14	66	11	14	13	3 4	-2

Major Fouls: NONE

Georgia Tech - 68

Record: 4-1

NO. Name	Min	FG M-A	3P M-A	FT M-A	Rebounds OR DR TOT	Fouls PF FF	TP	AS	TO	ST	Blocks BS BA	+/-
11 Baye Ndongo	F 31:02	7-14	0-2	6-7	4 6 10	1 6	20	4	2	2	2 1	-10
14 Kowacie Reeves Jr.	F 34:54	3-9	2-5	1-2	3 1 4	2 2	9	2	2	2	0 0	3
6 Mouhamed Sylla	C 26:18	4-4	1-1	3-6	4 7 11	2 4	12	0	3	1	1 0	7
3 Jaeden Mustaf	G 30:29	1-8	0-4	6-8	0 3 3	2 5	8	4	3	2	0 1	7
12 Kam Craft	G 08:37	2-6	0-3	0-0	1 1 0	0 0	4	1	0	0	0 1	-6
0 Akai Fleming	29:51	3-9	1-5	3-5	1 2 3	1 3	10	3	2	0	0 0	8
1 Lamar Washington	24:50	0-4	0-2	1-2	0 6 6	4 2	1	1	4	2	0 0	7
5 Peyton Marshall	11:05	2-2	0-0	0-0	0 4 4	1 1	4	0	3	0	1 0	-3
7 Chas Kelley III	02:54	0-0	0-0	0-0	0 0 0	1 0	0	1	0	0	0 0	-3
Team					3 1 4	0 0	0	2				
<b>Totals</b>		22-56	4-22	20-30	15 31 46	14 23	68	15	22	9	4 3	2

Major Fouls: NONE

	GSU	GT
<b>Biggest lead</b>	11 (1 <sup>st</sup> 11:23)	9 (2 <sup>nd</sup> 8:34)
<b>Best Scoring Run</b>	8 (1 <sup>st</sup> 11:23)	13 (1 <sup>st</sup> 6:06)
<b>Lead Changes</b>	9	
<b>Times Tied</b>	8	
<b>Time with Lead</b>	18:18	17:18

Points from	GSU	GT
Turnovers	11	10
Paint	22	34
Second Chance	17	14
Fast Breaks	4	8
Bench	32	15

Period by Period Scoring	1st	2nd	TOT
GSU	37	29	66
GT	36	32	68

Shooting By Period	1st FG%	2nd FG%	3rd FG%	4th FG%	5th FG%
1st FG%	10-26 38.5%				
2nd FG%	3-11 27.3%				
3rd FG%	13-17 76.5%				
4th FG%	12-30 40.0%				
5th FG%	1-11 9.1%				
GM FG%	7-13 53.8%				
3PT%	4-22 18.2%				
FT%	20-30 66.7%				
Dead Ball Rebounds:	7				



Official Basketball Box Score - Final  
**West Ga. at Georgia Tech**  
 11/23/25 McCamish Pavilion, Atlanta  
 Georgia Tech vs. West Georgia

Game Time: 2:00 PM  
 Game Duration: 1:52  
 Attendance: 4,772

Officials: Ron Groover, Kelen Milner, Connor Piers

West Ga. - 66

Record: 4-3

NO. Name	Min	FG M-A	3P M-A	FT M-A	Rebounds OR DR TOT	Fouls PF FF	TP	AS	TO	ST	Blocks BS BA	+/-
4 Shelton Williams-Dryden	F 36:35	9-16	1-4	2-6	4 5 9	0 5	21	2	1	5	0 0	-16
11 Kolten Griffin	F 30:08	1-3	0-1	0-0	0 1 1	2 1	2	1	1	1	0 0	-15
22 Kenneth Chime	F 14:58	1-2	0-0	1-2	1 5 6	2 2	3	0	2	0	1 0	-9
2 Chas Lawless	G 25:53	3-10	1-7	0-0	0 0 0	1 1	7	2	0	1	0 0	-16
10 Josh Smith	G 34:30	5-16	1-7	2-5	1 3 4	2 3	13	4	2	0	1 0	-17
5 JaVar Daniel	25:02	0-7	0-0	4-4	1 3 4	4 2	4	0	0	0	2 3	-7
23 Malcolm Noel	14:07	5-6	3-4	0-0	0 1 1	0 0	13	1	2	1	0 0	0
3 Xavier Shogov	12:47	1-3	1-1	0-0	0 0 0	0 2	1	3	1	1	0 0	-1
1 Brady Hardewig	03:47	0-0	0-0	0-0	0 1 1	0 0	0	0	0	0	0 0	4
12 Eric Baldassarre	02:13	0-1	0-1	0-0	0 0 0	0 0	0	0	0	0	0 0	-3
Team					1 1 2	0 0	0					
<b>Totals</b>		25-64	7-25	9-17	8 20 28	13 15	66	11	9	9	2 5	-16

Major Fouls: NONE

Georgia Tech - 82

Record: 5-1

NO. Name	Min	FG M-A	3P M-A	FT M-A	Rebounds OR DR TOT	Fouls PF FF	TP	AS	TO	ST	Blocks BS BA	+/-
11 Baye Ndongo	F 31:02	7-10	0-1	0-0	5 9 14	1 1	14	5	1	0	1 0	16
14 Kowacie Reeves Jr.	F 30:51	7-11	4-7	0-0	0 3 3	2 0	18	2	2	1	1 0	21
6 Mouhamed Sylla	C 29:18	5-8	0-0	3-5	2 9 11	4 4	13	0	1	2	1 0	17
3 Jaeden Mustaf	G 22:08	3-5	0-0	0-0	0 5 5	3 1	6	5	3	0	1 0	15
12 Kam Craft	G 33:05	6-13	1-5	2-4	3 2 5	1 2	15	0	0	1	0 0	8
0 Akai Fleming	17:00	0-5	0-2	1-2	0 2 2	0 1	1	0	1	0	0 0	-1
1 Lamar Washington	23:23	3-5	0-1	2-2	0 4 4	2 1	8	7	1	1	0 1	11
2 Eric Chatfield Jr	03:27	0-1	0-1	0-0	0 0 0	0 0	0	0	0	0	0 0	-6
5 Peyton Marshall	09:46	2-3	0-0	3-6	0 2 2	2 3	7	1	3	0	1 1	-1
Team					2 0 2	0 0	0					
<b>Totals</b>		33-61	5-17	11-19	12 36 48	15 13	82	20	13	5	2 16	

Major Fouls: Marshall (F1) 2<sup>nd</sup> 9:32

	UWG	GT
<b>Biggest lead</b>	6 (1 <sup>st</sup> 18:55)	18 (2 <sup>nd</sup> 4:07)
<b>Best Scoring Run</b>	6 (1 <sup>st</sup> 18:55)	6 (1 <sup>st</sup> 15:09)
<b>Lead Changes</b>	7	
<b>Times Tied</b>	6	
<b>Time with Lead</b>	12:26	24:28

Points from	UWG	GT
Turnovers	13	3
Paint	20	52
Second Chance	11	14
Fast Breaks	15	10
Bench	20	16

Period by Period Scoring	1st	2nd	TOT
UWG	34	32	66
GT	33	49	82



Official Basketball Box Score - Final  
**DePaul at Georgia Tech**  
 11/28/25 Rader Arena, Norfolk  
 2025-26 Men's Basketball

Game Time: 6:00 PM  
 Game Duration: 2:05  
 Attendance: 1,200

Officials: John Gaffney, Tony Henderson, Pat Anderson

DePaul - 75

Record: 5-2

NO. Name	Min	FG M-A	3P M-A	FT M-A	Rebounds OR DR TOT	Fouls PF FF	TP	AS	TO	ST	Blocks BS BA	+/-
21 Theo Pierre-Justin	F 15:19	0-7	0-6	0-0	0 3 3	3 0	0	0	0	0	0 0	-4
35 N.J. Benson	F 28:25	4-5	0-0	1-2	6 3 9	1 2	9	1	1	0	1 1	8
0 Brandon MacIn	G 27:10	6-12	2-5	2-2	0 4 4	1 1	16	3	1	1	1 1	24
2 Layden Blocker	G 33:33	5-9	1-3	7-7	1 3 4	1 5	18	4	2	0	0 0	5
11 CJ Gunn	G 24:23	3-7	0-1	1-2	1 1 2	1 4	7	0	0	1	0 0	7
1 Kaleb Banks	18:34	2-5	2-3	1-2	0 0 0	4 1	7	1	2	1	1 1	15
15 Fabian Flores	11:35	1-1	0-0	0-0	0 2 2	0 0	2	0	0	1	1 0	6
22 Kruz McClure	17:09	3-5	1-3	0-0	0 4 4	2 1	7	2	2	1	0 0	-5
5 RJ Smith	22:06	3-5	1-1	2-2	0 5 5	1 2	9	1	0	1	0 0	19
32 Jeremy Lorenz	01:46	0-0	0-0	0-0	0 0 0	0 0	0	1	0	0	0 0	-5
Team					0 2 2	0 0	0					
<b>Totals</b>		27-56	7-22	14-17	8 27 35	14 16	75	12	10	6	4 3	14

Major Fouls: NONE

Georgia Tech - 61

Record: 5-2

NO. Name	Min	FG M-A	3P M-A	FT M-A	Rebounds OR DR TOT	Fouls PF FF	TP	AS	TO	ST	Blocks BS BA	+/-
11 Baye Ndongo	F 32:08	2-3	0-0	2-2	5 3 8	2 6	6	2	3	1	1 0	-12
14 Kowacie Reeves Jr.	F 16:51	2-9	0-4	2-2	1 1 2	2 1	6	1	0	0	0 0	-12
6 Mouhamed Sylla	C 24:04	5-7	0-0	0-0	2 5 7	0 1	10	0	1	2	1 1	-9
3 Jaeden Mustaf	G 27:26	4-10	1-2	0-0	0 2 2	4 0	9	2	0	0	0 0	-2
12 Kam Craft	G 25:57	4-11	1-5	0-0	0 0 0	1 1	9	1	0	0	1 0	-11
1 Lamar Washington	25:46	0-6	0-3	0-0	0 0 0	3 0	0	7	3	2	0 2	-3
0 Akai Fleming	26:13	4-11	0-2	5-8	1 2 3	1 4	13	0	1	2	0 0	-13
5 Peyton Marshall	17:08	3-4	0-0	2-2	2 6 8	3 1	8	1	2	0	1 0	0
2 Eric Chatfield Jr	04:27	0-2	0-2	0-0	0 0 0	0 0	0	0	0	0	0 0	-8
Team					2 3 5	0 0	0	1				
<b>Totals</b>		24-63	2-18	11-14	13 22 35	16 14	61	14	11	7	3 4	-14

Major Fouls: NONE

	DEP	UGT
<b>Biggest lead</b>	16 (2 <sup>nd</sup> 0:43)	9 (2 <sup>nd</sup> 17:42)
<b>Best Scoring Run</b>	8 (1 <sup>st</sup> 10:30)	10 (1 <sup>st</sup> 1:18)
<b>Lead Changes</b>	5	
<b>Times Tied</b>	4	
<b>Time with Lead</b>	21:30	15:00

Points from	DEP	UGT
Turnovers	10	11
Paint	36	38
Second Chance	11	15
Fast Breaks	19	3
Bench	25	21

Period by Period Scoring	1st	2nd	TOT
DEP	25	50	75
UGT	32	29	61



Official Basketball Box Score - Final  
**Georgia Tech at Drake**  
 11/05/25 Rader Arena, Norfolk  
 2025-26 Men's Basketball

Game Time: 3:00 PM  
 Game Duration: 1:50  
 Attendance: 1,500

Officials: Joe Lindsey, Pat Adams, Tony Henderson

Georgia Tech - 74

Record: 5-3

NO. Name	Min	FG M-A	3P M-A	FT M-A	Rebounds OR DR TOT	Fouls PF FF
----------	-----	-----------	-----------	-----------	-----------------------	----------------

## BOX SCORES (GAMES 9-12)



Official Basketball Box Score - Final  
**Mississippi St. at Georgia Tech**  
12/03/25 McCamish Pavilion, Atlanta  
2025-26 Men's Basketball

Game Time: 9:15 PM  
Game Duration: 2:04  
Attendance: 4,959

Officials: Roger Ayers, Bert Smith, Clarence Armstrong

Mississippi St. - 85

Record: 4-4

NO. Name	Min	FG M-A	3P M-A	FT M-A	Rebounds OR DR TOT	Fouls PF FD	TP	AS	TO	ST	Blocks BS BA	+/-
0 Jamarian Davis-Fleming	F 25:44	5-5	0-0	1-1	3 2 5	0 2	11	1	1	0	1 0	0
4 Brandon Walker	F 16:34	4-10	1-4	2-3	3 4 7	2 2	11	2	2	0	1 1	8
2 Ja'Borri McChee	G 21:15	2-5	0-2	0-0	0 7 7	2 0	4	1	1	0	0 0	6
10 Jayden Epps	G 29:54	4-9	1-4	5-7	0 2 2	2 5	14	1	5	0	2 0	-1
12 Josh Hubbard	G 32:39	8-14	2-6	7-7	0 4 4	0 5	25	5	2	1	0 0	11
5 Shawn Jones Jr.	32:42	3-6	1-2	2-4	1 4 5	2 3	9	2	1	2	1 2	11
15 Quincy Ballard	27:19	4-8	0-0	0-0	2 5 7	4 0	8	1	1	0	3 0	11
99 Achor Achor	08:44	1-4	1-4	0-0	0 3 3	0 0	3	0	0	0	1 0	5
11 Sergej Macura	05:09	0-0	0-0	0-0	0 2 2	1 0	0	0	0	0	0 0	7
Team					0 5 5	0 0						
Totals		31-61	6-22	17-22	9 38 47	13 17	85	13	13	3	9 3	12

Major Fouls: NONE

Shooting By Period	1st FG%	2nd FG%	3rd FG%	4th FG%
1st FG%	15-34 44.1%			
3PT%	3-16 18.8%			
FT%	4-5 80%			
2nd FG%	16-27 59.3%			
3PT%	3-6 50.0%			
FT%	13-17 76.5%			
GM FG%	31-61 50.8%			
3PT%	6-22 27.3%			
FT%	17-22 77.3%			
Dead Ball Rebounds:	1 0			

Georgia Tech - 73

Record: 5-4

NO. Name	Min	FG M-A	3P M-A	FT M-A	Rebounds OR DR TOT	Fouls PF FD	TP	AS	TO	ST	Blocks BS BA	+/-
11 Baye Ndongo	F 22:16	4-8	1-2	3-3	1 3 4	1 2	12	1	1	0	0 3	0
14 Kowacie Reeves Jr.	F 34:03	8-20	7-14	0-0	2 7 9	3 1	23	1	6	1	1 -8	
6 Mouhamed Sylla	C 25:41	5-7	0-1	2-5	3 2 5	2 3	12	1	0	0	1 -8	
0 Akai Fleming	G 26:24	3-13	0-5	6-6	0 1 1	1 3	12	2	0	0	1 -13	
3 Jaeden Mustaf	G 17:36	2-9	0-3	1-2	3 0 3	2 1	5	1	0	0	1 -16	
1 Lamar Washington	27:07	3-6	0-0	1-2	0 3 3	3 1	7	5	2	0	0 -1	
12 Kam Craft	14:59	1-7	0-2	0-0	2 1 3	0 0	2	2	0	0	1 -5	
5 Peyton Marshall	10:03	0-2	0-1	0-2	0 4 4	0 2	0	0	0	0	1 -8	
7 Chas Kelley III	03:29	0-1	0-1	0-0	0 1 1	1 0	0	0	1	0	0 -5	
2 Eric Chatfield Jr	18:23	0-4	0-1	0-0	1 1 2	4 0	0	3	0	1	0 -5	
Team					5 2 7	0 0						
Totals		26-77	8-30	13-20	17 25 42	17 13	73	16	5	7	3 9	-12

Major Fouls: NONE

Shooting By Period	1st FG%	2nd FG%	3rd FG%	4th FG%
1st FG%	11-39 28.2%			
3PT%	4-17 23.5%			
FT%	2-7 28.6%			
2nd FG%	15-38 39.5%			
3PT%	4-13 30.8%			
FT%	11-13 84.6%			
GM FG%	26-77 33.8%			
3PT%	8-30 26.7%			
FT%	13-20 65.0%			
Dead Ball Rebounds:	3 0			

	MSU	GT
Biggest lead	17 (2 <sup>nd</sup> 2:18)	7 (1 <sup>st</sup> 17:49)
Best Scoring Run	7 (1 <sup>st</sup> 16:19)	7 (2 <sup>nd</sup> 15:22)
Lead Changes	1	
Times Tied	3	
Time with Lead	33:35	03:14

Points from	MSU	GT
Turnovers	5	13
Paint	42	26
Second Chance	16	11
Fast Breaks	9	5
Bench	20	9

Period by Period Scoring			
	1st	2nd	TOT
MSU	37	48	85
GT	28	45	73



Official Basketball Box Score - Final  
**Monmouth at Georgia Tech**  
12/06/25 McCamish Pavilion, Atlanta  
Georgia Tech vs. Monmouth

Game Time: 12:00 PM  
Game Duration: 2:01  
Attendance: 4,395

Officials: Lee Cassel, Jeffery Clark, Anthony Eades

Monmouth - 67

Record: 5-5

NO. Name	Min	FG M-A	3P M-A	FT M-A	Rebounds OR DR TOT	Fouls PF FD	TP	AS	TO	ST	Blocks BS BA	+/-
15 Stefanos Spartalis	F 23:17	6-14	1-1	1-1	2 2 4	3 2	14	0	0	1	0 2	-6
1 Jason Rivera-Torres	G 25:30	4-21	1-6	2-2	4 4 8	4 3	11	4	2	0	0 4	-7
4 Andrew Ball	G 18:03	0-5	0-1	0-0	1 2 3	1 0	0	0	0	1	0 -13	
7 Justin Ray	G 34:29	6-14	1-6	0-0	0 1 1	1 2	13	2	0	2	0 0	-12
13 Jack Collins	G 39:18	2-6	2-5	1-4	1 5 6	3 3	7	5	2	4	1 0	-15
0 Dok Muorard	09:36	1-2	0-0	2-2	1 0 1	1 2	4	1	0	0	0 0	-2
23 Cornelius Robinson Jr.	28:17	4-7	0-0	3-4	4 3 7	3 2	11	2	0	1	0 0	-16
3 Anthony Martinez	04:49	0-0	0-0	0-0	0 0 0	1 0	0	1	0	0	0 0	-3
24 Jinup Doboul	10:04	1-3	1-2	1-2	1 0 1	2 1	4	1	0	0	1 0	-3
8 O'Marion Harvey	03:07	0-0	0-0	0-0	0 1 1	1 0	0	0	0	0	0 0	2
5 Conroy Miller	00:42	0-0	0-0	0-0	0 0 0	0 0	0	0	0	0	0 0	3
9 Lucas Orchard	00:42	0-0	0-0	0-0	0 0 0	0 0	0	0	0	0	0 0	3
10 Jack Leahy	00:42	0-0	0-0	0-0	0 0 0	0 0	0	0	0	0	0 0	3
20 Zubayr Griffin	00:42	1-1	1-1	0-0	0 0 0	0 0	0	3	0	0	0 0	3
42 Quinn Peters	00:42	0-0	0-0	0-0	0 0 0	0 0	0	0	0	0	0 0	3
Team					2 2 4	0 0						
Totals		25-73	7-22	10-15	16 20 36	20 15	67	17	6	8	3 6	-12

Major Fouls: NONE

Shooting By Period	1st FG%	2nd FG%	3rd FG%	4th FG%
1st FG%	11-36 30.6%			
3PT%	5-15 33.3%			
FT%	4-8 50%			
2nd FG%	14-37 37.8%			
3PT%	2-7 28.6%			
FT%	6-7 85.7%			
GM FG%	25-73 34.2%			
3PT%	7-22 31.8%			
FT%	10-15 66.7%			
Dead Ball Rebounds:	5 0			

Georgia Tech - 79

Record: 6-4

NO. Name	Min	FG M-A	3P M-A	FT M-A	Rebounds OR DR TOT	Fouls PF FD	TP	AS	TO	ST	Blocks BS BA	+/-
14 Kowacie Reeves Jr.	F 25:21	7-10	3-5	6-7	1 2 3	4 5	23	2	1	0	2 0	15
6 Mouhamed Sylla	C 22:05	6-10	0-0	1-4	2 7 9	4 4	13	0	2	1	1 0	1
0 Akai Fleming	G 23:45	0-9	0-0	0-0	2 4 6	0 0	0	1	2	0	0 0	1
1 Lamar Washington	G 34:27	7-9	1-2	8-9	0 8 8	3 5	23	6	2	0	0 0	6
12 Kam Craft	G 29:48	2-6	0-4	2-2	0 3 3	1 2	6	0	2	0	1 0	12
2 Eric Chatfield Jr	07:59	0-1	0-1	0-0	0 0 0	0 0	1	0	1	0	0 0	5
3 Jaeden Mustaf	24:16	2-4	1-1	4-4	2 1 3	2 2	9	2	1	0	0 0	9
5 Peyton Marshall	03:34	0-1	0-0	0-0	0 0 0	0 0	0	1	0	0	0 0	1
7 Chas Kelley III	14:24	1-2	1-2	0-0	0 1 1	0 0	3	3	2	0	0 0	0
8 Cole Kirovac	14:21	1-2	0-0	0-0	1 3 4	1 0	2	1	0	0	2 1	10
Team					2 3 5	0 0						
Totals		26-54	6-15	21-26	10 32 42	15 20	79	16	15	2	6 3	12

Major Fouls: NONE

	MU	GT
Biggest lead	3 (1 <sup>st</sup> 1:15)	15 (2 <sup>nd</sup> 0:47)
Best Scoring Run	7 (1 <sup>st</sup> 1:15)	9 (1 <sup>st</sup> 8:34)
Lead Changes	22	
Times Tied	8	
Time with Lead	07:20	28:06

Points from	MU	GT
Turnovers	13	9
Paint	28	36
Second Chance	16	9
Fast Breaks	15	11
Bench	22	14

Period by Period Scoring			
	1st	2nd	TOT
MU	31	36	67
GT	32	47	79



Official Basketball Box Score - Final  
**Marist at Georgia Tech**  
12/16/25 McCamish Pavilion, Atlanta  
Georgia Tech vs. Marist

Game Time: 7:30 PM  
Game Duration: 2:00  
Attendance: 5,674

Officials: Jeffery Clark, Job Hartsness, Ryan Sassano

Marist - 76

Record: 7-3

NO. Name	Min	FG M-A	3P M-A	FT M-A	Rebounds OR DR TOT	Fouls PF FD	TP	AS	TO	ST	Blocks BS BA	+/-
11 Jaden Daughtry	F 21:55	4-5	3-4	0-0	2 4 6	1 2	11	0	5	2	2 0	-20
1 Jason Schofield	C 20:14	3-5	0-0	1-2	4 0 4	3 1	7	2	0	0	0 -9	
0 Justin Collins-Roberts	G 28:08	0-6	0-1	4-6	2 2 4	1 5	4	7	2	2	0 1	-11
2 Justin Menard	G 21:46	5-8	3-5	0-0	0 1 1	2 2	13	4	1	0	0 -6	
13 Elijah Lewis	G 31:44	8-16	2-4	1-2	0 3 3	0 2	19	2	1	1	0 0	-15
4 Rhyjon Blackwell	31:45	3-11	2-7	0-1	0 1 1	2 1	8	5	1	0	0 -2	
25 Tank Watson	17:28	1-3	0-0	1-2	1 1 2	1 2	3	0	0	0	0 0	3
5 Myles Parker	17:09	4-7	3-5	0-0	2 2 3	0 0	11	1	0	1	0 0	9
8 Ricky McKenzie	04:45	0-1	0-1	0-0	0 0 0	0 0	0	0	0	0	0 0	1
21 Jordan Gabriel	02:18	0-0	0-0	0-1	0 0 0	0 0	1	0	0	0	0 0	-5
10 Trace Salton	00:56	0-0	0-0	0-0	0 0 0	0 0	0	0	0	0	0 0	0
15 Parby Kabamba	00:56	0-0	0-0	0-0	0 0 0	0 0	0	0	0	0	0 0	0
31 Antoni Vlogianitis	00:56	0-0	0-0	0-0	0 0 0	0 0	0	0	0	0	0 0	0
Team					3 0 3	0 0						
Totals		28-62	13-27	7-14	12 14 26	14 16	76	21	10	9	2 1	-11

Major Fouls: NONE

Shooting By Period	1st FG%	2nd FG%	3rd FG%	4th FG%
1st FG%	13-33 39.4%			
3PT%	6-13 46.2%			
FT%	4-6 66.7%			
2nd FG%	15-29 51.7%			
3PT%	7-14 50.0%			
FT%	3-8 37.5%			
GM FG%	28-62 45.2%			
3PT%	13-27 48.1%			
FT%	7-14 50.0%			
Dead Ball Rebounds:	3 0			

Georgia Tech - 87

Record: 7-4

NO. Name	Min	FG M-A	3P M-A	FT M-A	Rebounds OR DR TOT	Fouls PF FD	TP	AS	TO	ST	Blocks BS BA	+/-
14 Kowacie Reeves Jr.	F 32:41	6-12	3-5	6-6	3 7 10	3 4	21	3	0	0	1 0	8
6 Mouhamed Sylla	C 24:51	7-10	0-0	0-0	2 6 8	2 1	14	1	1	1	0 1	10
0 Akai Fleming	G 27:14	4-4	1-1	4-5	0 2 2	1 3	13	0	1	0	0 0	1
1 Lamar Washington	G 34:29	4-12	1-1	2-2	1 5 6	2 1	11	10	4	2	0 0	3
12 Kam Craft	G 24:26	4-6	2-3	0-0	1 2 3	4 0	10	0	2	1	0 0	14
5 Peyton Marshall	04:29	1-2	0-0	0-2	0 0 0	2 1	2	0	2	0	0 0	0
7 Chas Kelley III	25:09	3-5	1-1	1-2	0 0 0	1 2	8	6	2	0	0 1	12
2 Eric Chaffield Jr	04:02	0-0	0-0	0-0	0 0 0	0 0	0	0	0	0	0 0	0
8 Cole Kirovac	09:44	2-3	0-0	0-0	1 2 2	2 4	4	0	0	0	0 0	1
10 Davi Remagen	12:55	2-3	0-0	0-0	1 1 2	0 0	4	1	1	1	0 0	6
Team					1 0 1	0 0	0	2				
Totals		33-57	8-11	13-17	10 25 35	16 14	87	21	15	6	1 2	11



# BOX SCORES (GAMES 13-16)



Official Basketball Box Score - Final  
**Florida A&M at Georgia Tech**  
 12/28/25 McCamish Pavilion, Atlanta  
 Georgia Tech vs. Florida A&M

Game Time: 2:35 PM  
 Game Duration: 2:00  
 Attendance: 5,987

Officials: Tony Henderson, Leslie Jones, Kellen Milner

Florida A&M - 65

Record: 3-8

NO. Name	Min	FG M-A	3P M-A	FT M-A	Rebounds OR DR TOT	Fouls PF FF	TP	AS	TO	ST	Blocks BS BA	+/-
10 Kaleb Washington	F 27:33	9-15	2-5	1-4	2 3 5	2 5	21	2	1	3	2	1 -3
22 Tyler Shirley	F 26:14	2-11	2-8	1-2	0 3 3	4 1	7	2	1	2	1 0 -24	
1 Antonio Baker	G 28:50	2-8	0-2	0-0	0 3 3	1 2	4	3	2	1	1 1 -14	
2 Jordan Chatman	G 22:49	1-6	1-5	0-0	1 1 2	3 1	3	1	0	1 0 -23		
3 Jaquan Sanders	G 35:21	7-15	4-7	2-6	3 2 5	3 3	20	4	3	5 1 0 -21		
4 Anquan Boldin Jr.	28:23	4-8	0-1	0-2	3 1 4	1 2	8	3	2	1 0 1 -5		
12 Anthony Knowles	12:33	0-4	0-3	2-2	0 0 0	1 1	2	0	1 0	0 1 -17		
0 Lenard Taylor Jr.	12:25	0-2	0-1	0-0	1 0 1	2 0	0	1	1 0	0 0 1 1		
8 Amir Rahman	02:02	0-1	0-0	0-0	0 0 0	0 0	0	0	0 0	0 0 -4		
14 Malcolm Stute	02:02	0-1	0-0	0-0	0 0 0	1 0	0	0	0 0	0 0 -4		
23 Jacobi Hall	01:48	0-0	0-0	0-0	0 0 0	0 0	0	0	0 0	0 0 -6		
Team					5 1 6	0	0	0	0	0		
Totals		25-71	9-32	6-16	15 14 29	17 15	65	16	11	13	5 6 -24	

Shooting By Period	1st FG%	2nd FG%	3rd FG%	GMFG%
1st FG%	4-19 21.1%			
2nd FG%	1-6 16.7%	17-35 48.6%		
3rd FG%	5-13 38.5%	5-10 50%		
GMFG%	25-71 35.2%	9-32 28.1%	6-16 37.5%	

Dead Ball Rebounds: 6, 0

Major Fouls: NONE

Georgia Tech - 89

Record: 9-4

NO. Name	Min	FG M-A	3P M-A	FT M-A	Rebounds OR DR TOT	Fouls PF FF	TP	AS	TO	ST	Blocks BS BA	+/-
11 Baye Ndongo	F 22:36	7-11	1-1	0-0	4 7 11	3 1	15	5	5	3	0	21
14 Kwacwie Reeves Jr.	F 22:39	4-7	1-4	2-3	0 0 1	1 3	11	1	1	1	0	15
6 Mohamed Sylla	C 13:34	4-8	0-0	3-4	1 7 8	0 2	11	1	0	1	0	13
0 Akai Fleming	G 29:40	3-4	1-1	5-6	0 2 2	2 3	12	1	4	1	1	32
1 Lamar Washington	G 30:14	5-8	0-0	0-0	0 7 7	2 10	8	5	2	0	0	20
3 Jaeden Mustaf	21:06	2-4	0-0	5-6	4 2 6	3 4	9	4	2	0	0	32
7 Chas Kelley III	22:49	5-5	2-2	3-3	0 0 0	1 2	14	3	2	0	0	9
8 Cole Kirovac	08:17	0-1	0-0	0-0	0 1 1	1 0	0	0	0	1	0	-4
12 Kam Craft	10:59	1-3	0-1	0-0	0 1 1	0 0	2	0	0	0	0	0
10 Davi Remagen	09:45	1-2	0-0	0-0	0 3 3	1 1	2	0	0	0	0	9
2 Eric Chatfield Jr	08:21	1-1	1-1	0-0	0 0 0	1 0	3	1	0	0	0	-7
Team					4 2 6	0	0	0	0	0	0	
Totals		33-54	6-11	17-22	11 35 46	16 17	89	23	20	8 6	5	24

Major Fouls: Fleming (TF) 2<sup>nd</sup> 2:59

	FAMU	GT
Biggest lead	0 (1 <sup>st</sup> 20:00)	34 (2 <sup>nd</sup> 13:39)
Best Scoring Run	7 (2 <sup>nd</sup> 5:24)	14 (1 <sup>st</sup> 5:02)
Lead Changes	0	
Times Tied	0	
Time with Lead	00:00	39:46

Points from Turnovers	FAMU	GT
Paint	22	50
Second Chance	9	12
Fast Breaks	7	14
Bench	10	30

Period by Period Scoring	1st	2nd	TOT
FAMU	21	44	65
GT	43	46	89



Official Basketball Box Score - Final  
**Georgia Tech at Duke**  
 12/31/25 Cameron Indoor Stadium, Durham  
 2025-26 Mens Basketball

Game Time: 4:00 PM  
 Game Duration: 2:15  
 Attendance: 5,314

Officials: Ron Groover, Bert Smith, Paul Szabo

Georgia Tech - 79

Record: 9-5 (0-1)

NO. Name	Min	FG M-A	3P M-A	FT M-A	Rebounds OR DR TOT	Fouls PF FF	TP	AS	TO	ST	Blocks BS BA	+/-
11 Baye Ndongo	F 19:57	2-6	0-2	0-0	2 2 4	3 1	4	2	4	1	0 0	-12
14 Kwacwie Reeves Jr.	F 35:19	9-16	5-7	0-0	0 3 3	3 0	23	8	1	0 0	0 0	-7
6 Mohamed Sylla	G 13:22	4-6	0-0	0-0	2 1 3	2 0	8	2	1	0 2	0 0	-8
0 Akai Fleming	G 23:47	1-4	1-2	6-6	0 2 2	4 3	9	4	2	1 1	1 1	4
1 Lamar Washington	G 30:20	2-8	1-4	5-7	0 2 2	3 5	10	6	5	2 1	0 0	-4
5 Peyton Marshall	18:34	1-2	0-0	0-0	0 4 4	2 2	2	2	2	0 1	1 1	1
3 Jaeden Mustaf	27:50	5-7	1-1	0-0	0 7 7	3 3	11	2	1	0 0	0 3	3
7 Chas Kelley III	20:12	4-4	2-2	0-0	0 1 1	1 1	10	0	0	1 0	0 0	-2
8 Cole Kirovac	10:40	1-1	0-0	0-0	0 1 1	4 1	2	0	0	1 0	0 0	-5
Team					1 0 1	0	0	1				
Totals		29-54	10-18	11-13	5 23 28	25 15	79	18	17	8 4	2 6	

Major Fouls: NONE

Duke - 85

Record: 12-1 (1-0)

NO.	Name	Min	FG M-A	3P M-A	FT M-A	Rebounds OR DR TOT	Fouls PF FF	TP	AS	TO	ST	Blocks BS BA	+/-	
12	Cameron Boozer	F 38:02	8-15	3-5	7-10	9 3 12	3 8	26	2	4	2	0	1	10
21	Patrick Nongba	C 28:46	3-4	1-1	4-9	3 6 9	3 7	11	0	1	0	2	0	2
1	Caleb Foster	G 24:55	4-10	3-6	1-2	0 0 0	2 1	12	4	1	0	0	3	-3
2	Cayden Boozer	G 31:25	5-12	0-4	3-5	0 5 5	1 3	13	3	1	3	0	0	12
3	Isaiah Evans	G 27:48	4-10	2-7	7-7	1 4 5	0 4	17	0	3	3	0	0	4
6	Malik Brown	17:54	2-5	0-2	0-0	3 1 4	3 0	4	1	2	3	0	0	-4
7	Dame Sarr	15:53	0-6	0-5	0-0	1 0 1	2 1	0	0	0	0	0	0	-1
14	Nikolas Khamenia	12:28	0-2	0-2	2-2	0 1 1	1 1	2	0	0	0	0	0	10
8	Darren Harris	02:50	0-0	0-0	0-0	0 1 1	0 0	0	0	0	0	0	0	1
Team						4 0 4	0	0	0					
Totals				26-64	9-32	24-35	21 21 42	15 25 85	10	12	11	2	4	6

Major Fouls: NONE

	GT	DUKE
Biggest lead	7 (2 <sup>nd</sup> 18:38)	7 (2 <sup>nd</sup> 8:14)
Best Scoring Run	6 (1 <sup>st</sup> 17:20)	7 (1 <sup>st</sup> 15:58)
Lead Changes	9	
Times Tied	8	
Time with Lead	18:08	16:23

Points from Turnovers	GT	DUKE
Paint	26	32
Second Chance	0	15
Fast Breaks	9	7
Bench	25	6

Period by Period Scoring	1st	2nd	TOT
GT	43	36	79
DUKE	39	46	85



Official Basketball Box Score - Final  
**Boston College at Georgia Tech**  
 01/03/26 McCamish Pavilion, Atlanta  
 Georgia Tech vs. Boston College

Game Time: 2:00 PM  
 Game Duration: 2:10  
 Attendance: 5,978

Officials: Clarence Armstrong, Jerry Heater, Trey Stokes

Boston College - 53

Record: 7-7 (0-1)

NO. Name	Min	FG M-A	3P M-A	FT M-A	Rebounds OR DR TOT	Fouls PF FF	TP	AS	TO	ST	Blocks BS BA	+/-
22 Jayden Hastings	F 18:34	4-7	0-0	1-3	2 3 5	4 2	9	0	2	0	0 0	-5
5 Fred Payne	G 22:58	1-13	0-7	0-0	0 2 2	3 0	2	0	1	0	0 0	-16
10 Luka Toews	G 21:41	2-9	1-4	0-0	1 0 1	3 0	5	3	0	0	0 1	-10
13 Donald Hand Jr.	G 35:50	2-13	1-6	8-12	1 4 5	1 7	13	1	1	0	0 2	-8
23 Aidan Shaw	G 26:53	1-2	0-1	1-2	4 3 7	1 2	3	0	2	1	1 0	-4
30 Caleb Steger	17:12	1-2	1-3	3-3	0 0 0	3 2	6	0	0	0	0 1	-8
9 Chase Forte	18:19	1-6	0-3	0-0	0 0 0	1 1	2	1	1	0	0 0	-2
33 Boden Kapke	28:29	6-12	1-5	0-0	4 7 11	3 3	13	1	2	3	1 0	-5
38 Merko Radunovic	10:04	0-2	0-1	0-0	0 1 1	1 0	0	0	0	1	0 0	-2
Team					2 0 2	0	0	1				
Totals		18-66	4-29	13-20	14 20 34	20 17	53	6	10	5	4 3	-12

Shooting By Period	1st FG%	2nd FG%	3rd FG%	GMFG%
1st FG%	9-34 26.5%			
2nd FG%	3-15 20.0%	1-5 20.0%		
3rd FG%	5-7 71.4%	8-13 61.5%		
GMFG%	18-56 32.1%	9-23 39.1%	13-20 65.0%	

Dead Ball Rebounds: 3, 3

Major Fouls: NONE

Georgia Tech - 65

Record: 10-5 (1-1)

NO. Name	Min	FG M-A	3P M-A	FT M-A	Rebounds OR DR TOT	Fouls PF FF	TP	AS	TO	ST	Blocks BS BA	+/-
11 Baye Ndongo	F 26:28	4-10	0-0	2-7	3 5 8	3 5	10	1	2	1	0 1	
14 Kwacwie Reeves Jr.	F 25:46	6-12	0-3	4-5	0 3 3	3 3	16	1	0	2	1 0	5
5 Peyton Marshall	C 05:05	0-2	0-0	0-0	2 2 2	1 0	0	0	0	3	0 0	-4
0 Akai Fleming	G 27:44	2-8	0-3	4-4	2 3 5	1 5	8	0	4	0	0 0	5
1 Lamar Washington	G 36:37	5-10	2-3	5-6	1 11 12	2 3	17	5	1	2	2 2	19
8 Cole Kirovac	21:47	1-2	0-0	0-0	2 4 6	3 0	2	2	0	0	0 0	10
3 Jaeden Mustaf	27:58	2-3	0-0	5-7	0 5 5	4 4	9	1	1	1	0 0	17
7 Chas Kelley III	21:28	0-4	0-2	0-0	0 1 1	0 0	3	1	1	0	0 0	4
12 Kam Craft	07:07	1-2	1-2	0-0	0 2 2	0 0	3	0	0	0	0 0	3
Team					3 2 5	0	0	1				
Totals		21-53	3-13	20-29	11 38 49	17 20	65	13	14	6	3 4	12

Shooting By Period	1st FG%	2nd FG%	3rd FG%	GMFG%
1st FG%	10-26 38.5%			
2nd FG%	3-18 16.7%	6-8 75%		
3rd FG%	11-27 40.7%	3-11 27.3%		
GMFG%	21-53 39.6%	9-23 39.1%	20-29 68.9%	

Dead Ball Rebounds: 7, 0

Major Fouls: NONE

	BC	GT
Biggest lead	5 (1 <sup>st</sup> 14:14)	13 (2 <sup>nd</sup> 1:32)
Best Scoring Run	7 (1 <sup>st</sup> 0:48)	9 (2 <sup>nd</sup> 1:32)
Lead Changes	3	
Times Tied	9	
Time with Lead	10:14	25:31

Points from Turnovers	BC	GT
Paint	6	11
Second Chance	13	4
Fast Breaks	0	23
Bench	21	14

Period by Period Scoring	1st	2nd	TOT
BC	24	29	53
GT	27	38	65



Official Basketball Box Score - Final  
**Syracuse at Georgia Tech**  
 01/06/26 McCamish Pavilion, Atlanta  
 Georgia Tech vs. Syracuse

Game Time: 7:00 PM  
 Game Duration: 2:23  
 Attendance: 8,216

Officials: Lee Cassel, AJ Asai, Tommy Morrissey

Syracuse - 82

# RADIO/TV ROSTER



**Akai Fleming**  
G • 6-4 • Fr.

0



**Lamar Washington**  
G • 6-4 • Sr.

1



**Eric Chatfield, Jr.**  
G • 5-11 • Fr.

2



**Jaeden Mustaf**  
G • 6-6 • So.

3



**Peyton Marshall**  
C • 7-0 • So.

5



**Mouhamed Sylla**  
C • 6-10 • Fr.

6



**Chas Kelley III**  
G • 6-3 • Sr.

7



**Cole Kirouac**  
C • 7-0 • Fr.

8



**Davi Remagen**  
G • 6-3 • Fr.

10




**Baye Ndongo**  
F • 6-9 • Jr.

11




**Kam Craft**  
G/F • 6-6 • r-Jr.

12



**Kowacie Reeves Jr.**  
F • 6-7 • r-Sr.

14



**Brandon Stores Jr.**  
G • 6-5 • Fr.

23



**Dyllan Thompson**  
G/F • 6-7 • r-Fr.

32



**Damon Stoudamire**  
Head Coach




**Karl Hobbs**  
Associate Head Coach



**Greg Gary**  
Assistant Coach



**Pershin Williams**  
Assistant Coach



**Nate Babcock**  
Assistant Coach



**Bonzi Wells**  
Assistant Coach