



BYU FOOTBALL

POP-TARTS BOWL | #12 BYU vs. #22 GEORGIA TECH | Saturday, Dec. 27 | 3:30 p.m. EST | Orlando, Florida | Camping World Stadium | ABC | BYU Radio | www.BYUCougars.com

BROADCAST INFO

TV, Kickoff time ABC, 3:30 p.m. EST
Mark Jones (PxP), Roddy Jones (Analyst), Quint Kessenich (Sideline)
ESPN Radio Sean Kelly (PxP), Rene Ingoglia (Analyst), Mike Peasley (Sideline)
BYU Radio BYUradio SiriusXM 143/BYURadio.org,
BYU Radio App/KSL 1160 AM/102.7 FM,
Greg Wrubell (PxP), Hans Olsen (analyst), Mitchell Juergens (sideline)
Radio start 1:30 p.m. EST
TV Pregame show BYUtv, 1:30 p.m. EST

2025 SCHEDULE (local times)

DATE	DATE	OPPONENT	TIME/RESULT	TV
	8/30	Portland State	W 69-0	ESPN+
BYU scored nine touchdowns, including five total from true freshman QB Bear Bachmeier (3 passing/2 rushing) in dominant victory. The Cougars rolled up 606 yards to remain undefeated against the FCS.				
	9/6	Stanford	W 27-3	ESPN
The Cougars defense dominated the game, allowing just 161 total yards and 19 rushing yards to the Cardinal. The defense also forced four turnovers and BYU handled Stanford 27-3.				
	9/20	at East Carolina	W 34-13	ESPN2
The defense and CB Evan Johnson got it started with a pick-six to end the first half and the offense put up another 20 in the second half to close out the Pirates 34-13 on the road in Greenville.				
	9/27	at Colorado	W 24-21	ESPN
After going down 14-0 in the first quarter, BYU rallied with 17 unanswered points to take the lead 17-14 in the third and battle back again with a score in the fourth to win 24-21.				
	10/3	West Virginia	W 38-24	ESPN
Despite having 3 turnovers on offense, BYU still rolled up 516 yards, including 351 through the air from Bear Bachmeier, two touchdowns from Parker Kingston and a career-best 161 receiving yards by Chase Roberts.				
	10/11	at Arizona	W 33-27OT	ESPN2
Arizona scored 17 points to go up 24-14 after a weather delay before the Cougars forced OT with 10 points in the 4th. Bear Bachmeier scored a TD in the second OT and BYU's defense held for a 33-27 win.				
	10/18	#23 Utah	W 24-21	FOX
BYU ground out 202 yards rushing behind QB Bear Bachmeier and RB LJ Martin's power running and forced two turnovers to beat Utah and win 24-21—the program's third win in a row in the rivalry game.				
	10/25	at Iowa State	W 41-27	FOX
The Cougars fell behind 24-10 in the first half but went on a 31-3 run to win it 41-27. Bear Bachmeier threw for 307 yards and 2 TD while Faletau Satuala had a game-sealing pick-six in the fourth quarter.				
	11/8	at #8 Texas Tech	L 29-7	ABC
Texas Tech's defense stifled the Cougar offense and held BYU scoreless in the first half at 13-0. BYU had chances to get back in it but 3 turnovers were too much to overcome in a 29-7 loss.				
	11/15	TCU	W 44-13	ESPN
BYU put together its most complete and dominant conference game since joining the league in 2023, beating TCU 44-13. The Cougars held the Horned Frogs to a season-low 13 points.				
	11/22	at Cincinnati	W 26-14	FOX
BYU rode RB LJ Martin to the tune of 32 carries, 222 yards, 2 TDs en route to a 26-14 victory on the road against Cincinnati. The Bearcats were held to their lowest rushing total since 2022 (87 yards).				
	11/29	UCF	W 41-21	ESPN2
Despite a slow start, BYU rallied from down 14-0 to rattle off a 41-7 run and beat the Knights 41-21 on senior day. LJ Martin scored three touchdowns and Bear Bachmeier posted 289 passing yards.				
	11/29	vs. #4 Texas Tech	L 34-7	ABC
In the Big 12 Conference Championship BYU got off to a better start with a 7-0 lead on the opening drive, but it didn't last as the Red Raiders put the clamps down the rest of the way. Despite 13-7 at half, BYU fell 34-7 with too many turnovers.				

22GEORGIA TECH

9-3 OVERALL 6-2 ACC (5-1 HOME, 4-1 AWAY, 0-1 NEUT)

Head Coach Brent Key (4th year)
Alma Mater Georgia Tech (2001)
Career Record 27-19
Record at Georgia Tech same
Key vs. BYU First meeting

STORYLINES

THE SERIES. BYU and Georgia Tech are meeting for the fifth time in the series, with the Cougars holding a 3-1 edge in the series. After Georgia Tech won the first matchup in 2002, BYU has won the last three (2003, 2012, 2013). This is the first neutral site meeting for the two teams and the first in a bowl game.

BOWL GAMES. The Cougars are attending their 42nd bowl game in school history and first time in the Pop-Tarts Bowl. BYU has a record of 18-22-1 in bowl games since its first postseason game in 1974's Fiesta Bowl. Under head coach Kalani Sitake, this will be BYU's eighth bowl game in 10 years. The Cougars are 5-2 in bowls under Sitake, winning the last two, including last year's 36-14 Alamo Bowl victory over No. 23 Colorado. BYU's 1976 Tangerine Bowl was played in Orlando in the same venue, then called the Tangerine Bowl stadium before its current iteration as Camping World Stadium. This is BYU's fifth bowl game in the state of Florida (Tangerine, Citrus, Miami Beach, Boca Raton, Pop-Tarts). BYU is 1-3 in bowl games in the Sunshine State.

TOP 25 BOWL MATCHUP. BYU is playing a ranked team in a bowl game for the 18th time in school history and it is the 10th time both teams have been ranked in the Top 25. The Cougars are 6-10-1 in bowls against ranked teams and 6-3 when both teams are in the Top 25.

ALMA MATER HEAD COACHES. Both Georgia Tech's Brent Key and BYU's Kalani Sitake are coaching at their respective alma maters. Key, a former offensive lineman for the Ramblin Wreck from 1997-00 while Sitake played fullback for the Cougars in 1994, 97-00. Sitake also spent time as a graduate assistant for BYU in 2002 while Key also served as a GA from 2001-02.

LOOKING FOR A DOZEN. BYU is in search of its 12th win of the season in 2025. The Cougars have won 12 or more games just four times in school history (2001: 12-2, 1996: 14-1, 1984: 13-0 and 1980: 12-1). BYU has reached 11 wins 14 times in school history and now three times under Kalani Sitake, including the first back-to-back 11-win season since 2006-07.

CONSISTENCY. Since 2020, BYU is No. 9 nationally in winning percentage at 56-20 (.737). Only Georgia, Ohio State, Alabama, Oregon, Notre Dame, JMU, Michigan and Ole Miss top the Cougars' .737 mark since 2020. At 22-4 over the past two seasons, BYU is No. 6 in winning percentage (.846).

POSTSEASON HONORS. BYU head coach Kalani Sitake was named the 2025 Chuck Neinas Big 12 Coach of the Year and earned the Buddy Teevens Award, honoring coaches who have been innovators in growing and improving the game of college football. In addition to Sitake, 20 different Cougars earned All-Big 12 recognition, including Offensive Player of the Year LJ Martin and Freshman Offensive Player of the Year Bear Bachmeier. Martin, along with center Bruce Mitchell, linebacker Jack Kelly and safety Tanner Wall were first-team selections. BYU had four players earn various All-America honors, including Martin, Bachmeier, safety Faletau Satuala and long snapper Garrison Grimes. For all of 2025's individual honors, visit page 13.


POP-TARTS BOWL WEEK. Fans can visit poptartsbowl.com to learn more about the Pop-Tarts Bowl and about the week's festivities, including Pop-Tarts Bowl Pep Rally, pregame hospitality and Fanfest.



12BYU COUGARS

11-2 OVERALL 8-1 BIG 12 (6-0 HOME, 5-1 AWAY, 0-1 NEUT)

Head Coach Kalani Sitake (10th year)
Alma Mater BYU, 2000
Career Record 83-45
Record at BYU same
Sitake vs. Georgia Tech First meeting



GEORGIA TECH



BYU

33.1	Scoring Offense	31.9
25.0	Scoring Defense	19.0
23.7	First Downs	21.5
203.0	Rushing Offense	184.4
169.7	Rushing Defense	122.1
263.3	Passing Offense	213.2
227.3	Passing Defense	206.3
466.3	Total Offense	397.5
397.0	Total Defense	328.4
16.6	Kickoff Return	24.2
10.5	Punt Return	11.0
47.1	Penalties (YPG)	45.1
43.2	Net Punting	39.3
29:04	Time of Possession	32:50
47.2	3rd Down %	40.9
38.5	4th Down %	60.0
26-176	Sacks-Yards	30-229
9-61	Sacks Allowed	16-97
93.9	Red Zone %	92.5
1892	First Year of Football	1922
772	Wins	637
9	10-Win Seasons	20
48	Bowl Games	42
15	Conference Titles	23
4	National Titles	1
319	Weeks in AP Poll	304
0	Weeks at No. 1	4
22	Consensus All-Americans	14
1	Heisman Winners	1
221	NFL Draft Picks	152
10	First Round Picks	12

TABLE OF CONTENTS

Media Information	2
Opponent Info	6
About the Program	3
University, Church & Missions	4
Big 12/Polls	5
Opponent Info	6
Bowl History	7-10
Roster/Pronunciation	11
Depth Chart	12
Player Honors	13
Scoring Drives/Superlatives	14
By the Numbers	15-16
Offensive Player Notes	17-20
Defensive Player Notes	21-24
Kalani Sitake	25
Coaching Staff	26
The Last Time	27-28
Box Scores/Stats	29-41
Season Stats	42

LIVE GAME NOTES

For live in-game notes, milestones and interesting facts, follow [@BYUGameNotes](https://twitter.com/BYUGameNotes) during the game on X.

**BYU FOOTBALL
GAME DAY
MEDIA CENTER**





ATHLETIC COMMUNICATIONS CONTACTS

Associate AD, Strategic Football Communications. Brett Pyne
Cell. 801-367-1631
Emailbrett_pyne@byu.edu
Assistant AD, FB Media Relations (Interviews/Credentials) . Kenny Cox
Cell. 801-420-7703
Emailkenny_cox@byu.edu
Sr. Assistant AD—Broadcast Relations (Sideline) . Duff Tittle
Cell. 801 372-4401
Emailduff_tittle@byu.edu
Associate AD - Communications and Media Strategy
(Athletic Director, Administration Requests) . . . Jon McBride
Emailjonathanmcbride@byu.edu
LaVell Edwards Stadium Press Box 801-422-2609
Websitewww.byucougars.com
Twitter @BYUFootball, @BYUgamenotes
Facebook facebook.com/byufootball
AddressSAB 331, Provo, UT 84602

2025 QUICK FACTS

Location Provo, Utah 84602
Elevation 4,553 feet
Enrollment. 37,205
Founded October 16, 1875
Owned The Church of Jesus
Christ of Latter-day Saints
Nickname Cougars
Mascot Cosmo the Cougar
Colors Blue and White
Stadium LaVell Edwards Stadium
(62,073)
Surface Natural Grass
BYU President Shane Reese (BYU, 1994)
Athletics Director Brian Santiago (Fresno
State, 1995)
Head Coach Kalani Sitake (BYU, 2000)
Seasons 10th year
Career Record. 83-45
Record at BYU Same
Defensive Set Multiple
Offensive Set. Multiple
2025 Record. 11-2
2025 AP Ranking/high. 12/8
Lettermen Returning/Lost 44/31
Offensive Letterman R/L 15/15
Defensive Lettermen R/L 27/12
Specialist Lettermen R/L 2/3
Total Starters Ret./Lost. 14/10
Offensive Starters Ret./Lost 6/5
Defensive Starters Ret./Lost 6/5
Kicker/Punter Starters Ret./Lost 2/0
National Championships. 1 (1984)
Conference Championships 23 (last 2007)*
Bowl Appearances (includes 2025) 42
Bowl Record 18-22-1
Last Bowl Appearance 2024 Alamo Bowl
Last Bowl Victory 2024 Alamo Bowl W,
36-14 vs. No. 23 Colorado
First Year of Football 1922
Total games played 1,111
All-time Record 638-447-26 (.586)
Total home games 505
All-time Home Record 349-150-6 (.697)
Total games at Edwards Stadium 357
Stadium Record. 271-86 (.759)
Total road games 544
All-time Road Record. 257-268-19 (.490)
Total neutral games 62
All-time Neutral Record 32-29-1 (.524)
Total games in the Big 12 27
All-time Big 12 Record. 17-10 (.630)



BRETT PYNE

Associate AD—Strategic Football Communications
(Coach Sitake, Visiting Team)
Office: (801) 422-4912
Cell: (801) 367-1631
Email: brett_pyne@byu.edu
@brettpyne



KENNY COX

Assistant AD—Media Relations & Communications
(Interview Requests, Credentials)
Office: (801) 422-5202
Cell: (801) 420-7703
Email: kenny_cox@byu.edu
@kennycocx



DUFF TITTLE

Sr. Assistant AD—Broadcast Relations
(Sideline)
Office: (801) 422-4910
Cell: (801) 372-4401
Email: duff_tittle@byu.edu
@dufftittle

POP-TARTS BOWL WEEK MEDIA AVAILABILITY — SUBJECT TO CHANGE

MON 12/22	TUE 12/23	WED 12/24	THU 12/25	FRI 12/26	12/27
6:45 p.m. Team arrival Hilton Orlando B-roll, brief interview availability	9:15 a.m. ET Day for Kids - Fun Spot America B-roll, media availability after event (approx 11 a.m. ET 1:40 p.m. ET Practice (B-roll capture for 15 minutes)	Pop-Tarts Bowl Player-Coordinator Press Conference Rosen Plaza Hotel, Salons 5-6 BYU Offense: 8:30 a.m. BYU Defense: 8:45 a.m. GT Offense: 9 a.m. GT Defense: 9:15 a.m.	No media availability	Pop-Tarts Bowl Head Coach press Conference Rosen Plaza Hotel, Salons 5-6 8:30 a.m. Pop-Tarts Menu Tasting Event Camping World Stadium 12:30 p.m.	BYU vs. Georgia Tech Pop-Tarts Bowl Camping World Stadium 3:30 p.m. ET ABC Head coach Kalani Sitake and select players available at postgame press conference

WEEKLY GAME NOTES

Thank you for your coverage of BYU football for the 2025 season. These game notes have been designed to provide local, regional and national media with useful information about the BYU football program, specific to this week's game. Additional information on BYU's history and tradition, along with much more in-depth team information can be found at BYUCougars.com. Should you need additional information such as photographs, video or other inquiries, please contact a member of the BYU Athletic Communications staff.

[View the 2025 BYU FOOTBALL ALMANAC](#)



SOCIAL MEDIA

BYU Athletics X: @BYUCougars
BYU Football X: @BYUFootball
BYU Game Notes X: @BYUgamenotes (Follow this account for the most up-to-date notes and milestones during games)
BYU Athletic Communications: @BYUCougarsPR (Follow this account for news and press releases)
Instagram: BYUCougars, BYUfootball
Facebook: BYU Football
Head coach Kalani Sitake X: @kalanifitsitake
Use the hashtags: #BYUFootball #GoCoug

BYUCOUGARS.COM

Please visit byucougars.com for press releases, updated player and coach bios, statistics, game notes, press conference transcripts and schedules. In addition, the site features numerous video highlights, interviews and features posted daily. On game day, use BYUCougars.com/pressbox

COLLEGE PRESS BOX

Collegepressbox.com is the official media website for BYU football and all FBS schools. Users may access and download weekly game notes, quotes, statistics, media guides, headshots, logos and more for BYU and other FBS schools. Login information will be distributed to accredited media or you can apply for a password by sending an email to password@collegepressbox.com.

LIVE RADIO AND STREAMING

Listen to Greg Wrubell, Hans Olsen and Mitchell Juergens as they present radio play-by-play on BYU Radio. Broadcasts can be heard via BYU Radio SiriusXM 143/KSL Newsradio 1160 AM/102.7 FM and network affiliates in Utah and Idaho. Live audio is also streamed at BYURadio.org and on the BYU Radio App.

BYUtv PREGAME AND POSTGAME SHOWS

Watch the football pregame show Countdown to Kickoff two hours before every kickoff and after the game tune into BYU Football Postgame on BYUtv and byutv.org.

MEDIA AVAILABILITY

If you have a specific interview request for the week's availability sessions for defense and offense send to Kenny Cox (kenny_cox@byu.edu) no later than 24 hours before each media availability session. The requests help determine the interviews for the week in the general zoom or smaller group or individual Zoom depending on the requests and the player/coach availability. Interview requests for director of athletics Tom Holmoe or any other member of the athletic administration should be directed to associate director of athletics for communications Jon McBride at jonathanmcbride@byu.edu.

POSTGAME MEDIA AVAILABILITY

After home games, postgame press conference will be conducted in person at LaVell Edwards Stadium. At the discretion of the visiting team, opponent interviews will be conducted in person in the visiting media room. Coach Sitake and select players will be available following the NCAA mandatory cooling off period. A direct video feed will also be sent to the press box from the BYU postgame press conference. A basic transcript of Sitake's comments from the postgame press conference will be provided with additional player quotes upon availability. For road games, BYU will conduct interviews in-person as directed by site host.

POLICY REMINDERS

Other than during the recognized interview times indicated, interviews and information inquiries must be initiated and arranged through the Athletic Communications office prior to being conducted. Media members should not contact directly BYU players, coaches, support staff or other athletic department personnel for any reason. Some players may not be available depending on circumstances such as classes, exams or other obligations. We support and maintain the philosophy that reports submitted via blog, Twitter or any other form of social media or mass communication should maintain the same standards of professional conduct, judgment and ethics as would any reports broadcast or published by your organization under the scrutiny of standard professional editorial guidelines and principles. We request your cooperation in our efforts to maintain a professional environment.



BYU FOOTBALL TRADITION

- Including 2025, the Cougars rank **for No. 7 in total wins over the past 50 seasons, winning 440 games.** Only Ohio State, Alabama, Oklahoma, Georgia, Florida State, and Michigan have won more games.
- **Since 2020, BYU is No. 9 nationally in winning percentage at 56-20 (.737).** Only Georgia, Ohio State, Alabama, Oregon, Notre Dame, JMU, Michigan and Ole Miss top the Cougars' .737 mark since 2020.
- **BYU ranks No. 24 in bowl invitations with 42 games.**
- The Cougars have also spent 304 weeks in the Associated Press Top 25, **No. 34 overall in college football.**
- BYU boasts **23 total conference championships** in its history, which **ranks tied No. 17 in college football.**
- Players at BYU have **won the Heisman Trophy (1), Maxwell Award (1), Doak Walker Award (1), Outland Trophy (2), Sammy Baugh (7) and Davey O'Brien Awards (4).** Only Ohio State, Penn State and Alabama have also won each of those awards.
- BYU has had **14 consensus All-Americans** and touts **seven College Football Hall of Fame members**, including legendary head coach LaVell Edwards.
- **BYU won the 1984 National Championship**, one of just 42 schools to claim a title.
- The Cougars have **18 players currently on NFL rosters.** Those 18 include **Fred Warner (49ers)**, who just signed a three-year 63-million dollar extension, making him the league's highest paid linebacker again. **Wide receiver Puka Nacua (Rams)**, followed up his record-setting rookie year with 990 receiving yards in just 11 games due to injury. He has caught 184 balls for 2,476 yards his first two years in the NFL.
- **Kansas City head coach Andy Reid is also a BYU football alum (78-80),** playing offensive line for the Cougars and getting his coaching start under LaVell Edwards. Reid is coming off of three consecutive Super Bowl appearances, winning back-to-back Super Bowl rings before coming up short of a third last season. Reid is the NFL's active leader with 279 career regular-season wins, 28 postseason wins and is **No. 4 in all-time wins in the NFL.**

FORMER PLAYERS ON STAFF

There are 15 former BYU football players on the football and athletic administration staff. Members of the staff were part of Cougar teams that won the 1980 "Miracle Bowl," the 1984 National Championship, 1996 Cotton Bowl along with many other accolades.

Kalani Sitake	RB/FB	1994, 97-00	Head Football Coach
Chad Lewis	TE	1993-96	Associate AD/Development
Lee Johnson	P	1980-84	Assistant Development Director
Robbie Bosco	QB	1981-85	Varsity Club/Development
Aaron Roderick	WR	1996-98	Pass Game Coordinator/Quarterbacks
Kevin Gilbride	QB	1998	Tight Ends
Jernaro Gifford	DB	1999-03	Cornerbacks
Justin Ena	LB	1997-01	Linebackers
Kelly Poppinga	LB	2006-07	Special Teams Coordinator/DE
Harvey Unga	RB	2006-09	Running backs
Jack Damuni	DB	1993-94	Director of Football Relations
Vince Feula	DL	2004-05	Director of Recruiting
Gavin Fowler	DB	2011, 14-18	Assistant Safeties Coach
Coleby Clawson	LB	2008-09	Director of FB Athletic Performance
Terrance Motley	OL	2011	Director of FB Rehabilitation

REMEMBERING LAVELL EDWARDS

Legendary BYU head football coach LaVell Edwards passed away Dec. 29, 2016 at the age of 86 surrounded by his wife Patti and their family.

Edwards, a coaching icon in college football, led the Cougars for **29 seasons from 1972 to 2000. He amassed 257 victories**, which ranks eighth in NCAA Division I history. In addition, Edwards led BYU to the **1984 National Championship** and was inducted into the **College Football Hall of Fame** in 2004. Before Edwards, BYU had won just 173 games in over 49 seasons and had never been to a bowl game. Since Edwards, the Cougars have won **466 games and attended 42 bowl games (includes Pop-Tarts Bowl).**

Known for his stoic sideline demeanor and quick-witted humor, Edwards was once labeled by USA Today as a "national coaching treasure." Beloved not only in coaching circles and all of Cougar Nation, but especially by the many hundreds of players under his tutelage, including current head coach Kalani Sitake who was a fullback and captain for the Cougars.

LEADERSHIP COUNCIL


BYU named its captains and co-captains to make up the team's leadership council prior to the season opener.

CAPTAINS

RB LJ Martin,
WR Chase Roberts
LB Jack Kelly
DT Keanu Tanuvasa
S Tanner Wall

CO-CAPTAINS

QB Bear Bachmeier, OL Andrew Gentry, OL Weylin Lapuaho, OL Bruce Mitchell, TE Carsen Ryan, S Talan Alfrey, CB Mory Bamba, S Raider Damuni, LB Isaiah Glasker, DE Logan Lutui, DT John Taumoepeau and K Will Ferrin.




LAVELL EDWARDS STADIUM

LaVell Edwards Stadium with its 62,073-seat capacity is home to BYU football. Originally Cougar Stadium, it was built in 1964 and seated 30,000. It was expanded in 1982 to seat 65,000 permanent seats before official capacity became 63,470 after various refurbishments. In 2024, new seating renovations and other upgrades changed capacity to 62,073. It was renamed LaVell Edwards Stadium in 2000 at Coach Edwards' final home game of his career.

Stadium record: 271-86 (.759) 2025: 6-0





SHANE REESE
University President

C. Shane Reese began his tenure as the 14th president of Brigham Young University on May 1, 2023. Prior to his appointment, he served as BYU Academic Vice President from 2019 to 2023, and dean of the BYU College of Physical and Mathematical Sciences from 2017 to 2019. Reese also serves as a member of the Department of Statistics faculty and an elected fellow of the American Statistical Association.

BYU
150

October 2025 marks the 150th anniversary of the founding of Brigham Young University. As a campus community, we are excited to both honor our past and envision our future, to remember the many people who have built this school into what it is, and to celebrate and share the divine gifts of light that BYU cultivates in all of us. For all things BYU 150, visit 150.byu.edu.



BYU'S HISTORY

The establishment of the Brigham Young Academy in 1875 offered an academically stimulating and gospel-oriented education to 29 students. The one-acre school grounds presided over by Karl G. Maeser have since developed into nearly 600 acres and more than 300 buildings. From its inception, the goal of Brigham Young University has been to offer "a new kind of education" for Zion, one based on precepts "revealed by the Lord," as Maeser once remarked. Today, BYU provides an outstanding education in an atmosphere consistent with the standards and principles of its sponsor, The Church of Jesus Christ of Latter-day Saints. The University is widely recognized for its deep commitments to inspired religious values and rigorous intellectual learning.



BYU MISSION STATEMENT

The mission of Brigham Young University — founded, supported, and guided by The Church of Jesus Christ of Latter-day Saints — is to assist individuals in their quest for perfection and eternal life. That assistance should provide a period of intensive learning in a stimulating setting where a commitment to excellence is expected and the full realization of human potential is pursued.

All instruction, programs, and services at BYU, including a wide variety of extracurricular experiences, should make their own contribution toward the balanced development of the total person. Such a broadly prepared individual will not only be capable of meeting personal challenge and change but will also bring strength to others in the tasks of home and family life, social relationships, civic duty, and service to mankind.

AIMS OF A BYU EDUCATION

BYU seeks to develop students of faith, intellect, and character who have the skills and the desire to continue learning and to serve others throughout their lives. These are the common aims of all education at BYU. Both those who teach in the classroom and those who direct activities outside the classroom are responsible for contributing to this complete educational vision. A BYU education should be:

- Spiritually Strengthening
- Intellectually Enlarging
- Character Building
- Leading to Lifelong Learning and Service

MISSIONARY SERVICE

Brigham Young University is owned and operated by The Church of Jesus Christ of Latter-day Saints and the missionary program is one of its most recognized characteristics. Latter-day Saint missionaries can be seen on the streets of hundreds of major cities in the world as well as in thousands of smaller communities.

The missionary effort is based on the New Testament pattern of missionaries serving in pairs, teaching the gospel and baptizing believers in the name of Jesus Christ (see, for example, the work of Peter and John in the book of Acts).

56 members of the current team have served a Latter-Day Saint mission. Members of the team have served in **22 different countries**, speak as **more than 10 languages** and have served on **six of the seven continents around the globe**. BYU currently has several members of the team (previous signees or on roster) that are currently serving in the mission field.

More than **74,000 full-time missionaries** are serving missions for The Church of Jesus Christ of Latter-day Saints. Most missionaries are young people under the age of 25, serving in **407 missions throughout the world**.

2025 MISSIONARIES ON TEAM

Brigham Alexander	Buenos Aires, Argentina - Spanish
Berkley Alfrey	Buenos Aires, Argentina - Spanish
Talan Alfrey	Uruguay - Spanish
Siosefa Brown	New York, New York
Crew Clark	Mesa, Arizona
Hunter Clegg	Armenia/Georgia - Armenian
Cole Clement	Praia, Cape Verde - Portuguese
Jovesa Damuni	Santiago, Chile - Spanish
Raider Damuni	Oakland, California - Tongan
Cannon DeVries	Houston, Texas
Joseph Douglas	Osorno, Chile - Spanish
Matthias Dunn	Cordoba, Argentina - Spanish
Ethan Erickson	Tokyo, Japan - Japanese
Will Ferrin	Vancouver, Canada
Lucky Finau	Birmingham, Alabama
Andrew Gentry	Orem, Utah - Spanish
Isaiah Glasker	Montevideo, Uruguay - Spanish
Cole Hagen	Washington, DC - Spanish
Cody Hagen	San Bernardino, California - Mandarin
Sione Hingano	Roseville, California
Jarinn Kalama	Mexico - Spanish
Ace Kaufusi	San Jose, California
Justin Kirkland	Honolulu, Hawaii
Jeff Lewis	Cauayan, Philippines - Tagalog
Austin Leausa	Cauayan, Philippines - Tagalog
Logan Lutui	Auckland, New Zealand - Tongan
Orion Maile-Kaufusi	Oakland, California
Sonny Makasini	Nuku'alofa, Tonga - Tongan
Marcus McKenzie	Little Rock, Arkansas
Maverick McManus	Washington, DC
Charles Miska	San Francisco, California - Sp
Bruce Mitchell	Seattle, Washington
Sione Moa	Kingston, Jamaica - Patwa
Noah Moeaki	Belem, Brazil - Portuguese
Enoch Nawahine	Lusaka, Zambia - Chichewa
Keayen Nead	Santiago, Chile - Spanish
Trevor Pay	Birmingham, Alabama
Logan Payne	Cali, Columbia - Spanish
Viliani Po'uha	Birmingham, Alabama
Rowan Reay	Rome, Italy - Italian
Preston Rex	Osorno, Chile - Spanish
Chase Roberts	Calgary, Canada - Tagalog
Trey Roberts	Raleigh, NC/Cochabamba, Bolivia - Spanish
Bodie Schoonover	Cape Town, South Africa
Fuller Shurtz	Veracruz, Mexico - Spanish
Keanu Tanuvasa	Provo, Utah
Ethan Thomason	Independence, Missouri
Payton Vansteenkiste	St. Louis, Missouri
Tanner Wall	Maceio, Brazil - Portuguese
Pierson Watson	Buenos Aires, Argentina - Spanish
Ethan Wood	Merida, Mexico - Spanish
Will Zundel	Luanda, Angola - Portuguese

COACHES WHO SERVED MISSIONS

Kalani Sitake	Oakland, California
Jay Hill	Puerto Rico - Spanish
Aaron Roderick	Bogota, Colombia - Spanish
Fesi Sitake	Riverside, California
Kelly Poppinga	Ecuador - Spanish
Sione Po'uha	Pittsburgh, Pennsylvania



Linebacker Ace Kaufusi served in San Jose, California



BIG 12 STANDINGS

TEAM	BIG 12	PCT.	HOME	AWAY	NEUTRAL	STREAK	OVERALL	PCT.	HOME	AWAY	NEUTRAL	STREAK
Texas Tech	8-1	.889	4-0	4-1	0-0	W5	11-1	.917	7-0	4-1	0-0	W5
BYU	8-1	.889	4-0	4-1	0-0	W3	11-1	.917	6-0	5-1	0-0	W3
Utah	7-2	.778	4-1	3-1	0-0	W5	10-2	.833	5-1	5-1	0-0	W5
Arizona	6-3	.667	3-1	3-2	0-0	W5	9-3	.750	6-1	3-2	0-0	W5
Houston	6-3	.667	2-3	4-0	0-0	W1	9-3	.750	3-3	6-0	0-0	W1
Arizona State	6-3	.667	3-2	3-1	0-0	L1	8-4	.667	5-2	3-2	0-0	L1
Iowa State	5-4	.556	2-2	2-2	1-0	W3	8-4	.667	4-2	3-2	1-0	W3
TCU	5-4	.556	3-1	2-3	0-0	W2	8-4	.667	5-1	3-3	0-0	W2
Cincinnati	5-4	.556	3-2	2-2	0-0	L4	7-5	.583	5-2	2-2	0-1	L4
Kansas State	5-4	.556	3-1	2-2	0-1	W1	6-6	.500	4-2	2-3	0-1	W1
Baylor	3-6	.333	2-3	1-3	0-0	L3	5-7	.417	3-4	2-3	0-0	L3
Kansas	3-6	.333	2-3	1-3	0-0	L3	5-7	.417	4-3	1-4	0-0	L3
UCF	2-7	.222	2-2	0-5	0-0	L1	5-7	.417	5-2	0-5	0-0	L1
West Virginia	2-7	.222	1-3	1-4	0-0	L2	4-8	.333	3-3	1-5	0-0	L2
Colorado	1-8	.111	1-3	0-5	0-0	L5	3-9	.250	3-4	0-5	0-0	L5
Oklahoma State	0-9	.000	0-5	0-4	0-0	L9	1-11	.083	1-6	0-5	0-0	L11

BIG 12 BIOGRAPHY

The Big 12 enters its 30th year as one of the nation's premier conferences in college athletics under the leadership of Commissioner Brett Yor-mark. Since joining the Conference in August 2022, Yormark has elevated the Big 12 to new heights, emphasizing marketing, brand building and instilling an innovative strategy that has resonated across the college athletics landscape.

The Conference is composed of 16 universities spanning 10 states and four time zones. The Big 12 members include Arizona, Arizona State, Baylor, BYU, UCF, Cincinnati, Colorado, Houston, Iowa State, Kansas, Kansas State, Oklahoma State, TCU, Texas Tech, Utah and West Virginia.

The Big 12 began play in 1996 and is the home of 91 team NCAA national championships, and 775 individual national champions. The Big 12 Conference office is located in Irving, Texas.

2025 COLLEGE FOOTBALL RANKINGS (AP, COACHES, CFP)

AP Top 25

RK	TEAM	REC	PTS	TREND
1	Indiana (66)	13-0	1650	↑ 1
2	Georgia	12-1	1550	↑ 1
3	Ohio State	12-1	1538	↓ 2
4	Texas Tech	12-1	1452	↑ 1
5	Oregon	11-1	1358	↓ 1
6	Ole Miss	11-1	1323	-
7	Texas A&M	11-1	1278	-
8	Oklahoma	10-2	1154	-
9	Notre Dame	10-2	1094	-
10	Miami	10-2	1017	↑ 2
11	Alabama	10-3	973	↓ 1
12	BYU	11-2	899	↓ 1
13	Vanderbilt	10-2	880	-
14	Texas	9-3	872	-
15	Utah	10-2	748	-
16	USC	9-3	609	↑ 1
17	Tulane	11-2	521	↑ 4
18	Michigan	9-3	503	-
19	James Madison	12-1	490	-
20	Virginia	10-3	323	↓ 4
21	Arizona	9-3	322	↑ 1
22	Navy	9-2	173	↑ 1
23	North Texas	11-2	151	↓ 3
24	Georgia Tech	9-3	147	-
25	Missouri	8-4	92	-

Complete Rankings

AFC Coaches Poll

RK	TEAM	REC	PTS	TREND
1	Indiana (61)	13-0	1549	↑ 1
2	Georgia (1)	12-1	1461	↑ 1
3	Ohio State	12-1	1433	↓ 2
4	Texas Tech	12-1	1339	↑ 2
5	Oregon	11-1	1317	↓ 1
6	Ole Miss	11-1	1240	↓ 1
7	Texas A&M	11-1	1169	-
8	Oklahoma	10-2	1093	-
9	Notre Dame	10-2	1037	-
10	Miami	10-2	941	↑ 3
11	Alabama	10-3	913	↓ 1
12	Vanderbilt	10-2	867	-
13	BYU	11-2	790	↓ 2
14	Texas	9-3	788	-
15	Utah	10-2	719	-
16	USC	9-3	558	↑ 1
17	Michigan	9-3	479	↑ 1
18	Tulane	11-2	448	↑ 3
19	James Madison	12-1	389	-
20	Arizona	9-3	326	↑ 2
21	Virginia	10-3	288	↓ 5
22	Georgia Tech	9-3	223	↑ 1
23	Tennessee	8-4	123	↑ 1
24	Houston	9-3	119	NR
25	Navy	9-2	118	-

Complete Rankings

College Football Playoff Rankings

RK	TEAM	SEED	CONF	REC	TREND
1	Indiana	1	Big Ten	13-0	↑ 1
2	Ohio State	2	Big Ten	12-1	↓ 1
3	Georgia	3	SEC	12-1	-
4	Texas Tech	4	Big 12	12-1	-
5	Oregon	5	Big Ten	11-1	-
6	Ole Miss	6	SEC	11-1	-
7	Texas A&M	7	SEC	11-1	-
8	Oklahoma	8	SEC	10-2	-
9	Alabama	9	SEC	10-3	-
10	Miami	10	ACC	10-2	↑ 2
11	Notre Dame		FBS Indep.	10-2	↓ 1
12	BYU		Big 12	11-2	↓ 1
13	Texas		SEC	9-3	-
14	Vanderbilt		SEC	10-2	-
15	Utah		Big 12	10-2	-
16	USC		Big Ten	9-3	-
17	Arizona		Big 12	9-3	↑ 1
18	Michigan		Big Ten	9-3	↑ 1
19	Virginia		ACC	10-3	↓ 2
20	Tulane	11	American	11-2	-
21	Houston		Big 12	9-3	-
22	Georgia Tech		ACC	9-3	-
23	Iowa		Big Ten	8-4	-
24	James Madison	12	Sun Belt	12-1	↑ 1
25	North Texas		American	11-2	↓ 1

Complete Rankings

Others receiving votes: Houston 82, Iowa 74, Tennessee 61, New Mexico 21, Duke 18, Boise State 16, UNLV 10, South Florida 10, SMU 8, Louisville 6, Arizona State 6, UConn 5, Washington 4, Kennesaw State 3, Pittsburgh 3, Illinois 2, Iowa State 2, Western Michigan 1, TCU 1

Others receiving votes: Iowa 102, North Texas 89, Missouri 51, Duke 43, SMU 32, Washington 24, Illinois 10, Boise State 10, TCU 9, Pittsburgh 9, Arizona State 8, Louisville 7, South Florida 7, UConn 7, Penn State 6, Kennesaw State 3, UNLV 2, Old Dominion 2, Western Michigan 1, San Diego State 1

Dropped from rankings: North Texas 20



GEORGIA TECH YELLOW JACKETS

Saturday, Dec. 27 • ABC
Camping World Stadium (60,219) • Orlando, Florida

GENERAL INFO

Established: 1885
Location: Atlanta, Georgia
Enrollment: 53,067
President: Angel Cabrera
Athletic Director: Ryan Alpert
Stadium/Capacity: Bobby Dodd Stadium (51,913)
School Colors: White, Tech Gold, Navy
Nickname: Yellow Jackets
Conference: ACC
Head Coach: Brent Key
Record at Georgia Tech: 27-19
(3rd full season)
Overall Record: Same
2025 Record: 9-3
Conference Record/Finish: 6-2 (T-2 in ACC)
All-time record: 782-549-43

Assistant Coaches

Chris Weinke – Assistant Head Coach/Co-OC/Quarterbacks
Norval McKenzie – Running Backs/Run Game Coordinator
Geep Wade – Offensive Line
Trent McKnight – Wide Receivers
Blake Gideon – Defensive Coordinator/Linebackers
Jess Simpson – Defensive Line
Cory Peoples – Defensive Backs
Kyle Pope – Outside Linebackers/Edge
Darius Eubanks – Linebackers
Kobie Jones – Cornerbacks
Nathan Brock – Tight Ends
Dylan Dockery – H-Backs
Tim Salem – Special Teams Coordinator

BYU-Georgia Tech Series

• 5th overall meeting, BYU leads 3-1
Last time
2013, BYU won 38-20 in Provo

Did you know?

Georgia Tech head coach Brent Key was on staff for three games against the Cougars in his career. He was a Georgia Tech graduate assistant in 2002 when the Yellow Jackets beat BYU in Atlanta. In 2011 while at UCF, Key was the offensive line coach when the Cougars defeated the Knights in Provo and then was the assistant head coach and offensive coordinator for UCF in 2014 when BYU fell to the Knights in Orlando.

GEORGIA TECH 2025 SCHEDULE

Date	Opponent	Result/Location
8/29	at Colorado	W 27-20
9/6	Gardner-Webb	W 59-12
9/13	No. 12 Clemson	W 24-21
9/20	Temple	W 45-24
9/27	at Wake Forest	W 30-29 (OT)
10/11	Virginia Tech	W 35-20
10/18	at Duke	W 27-18
10/25	Syracuse	W 41-16
11/1	at NC State	L 48-36
11/15	at Boston College	W 36-34
11/22	Pitt	L 42-28
11/28	vs. No. 4 Georgia	L 16-9

STATISTIC	NATIONAL RANK	CONFERENCE RANK	VALUE	NATIONAL LEADER	VALUE	CONFERENCE LEADER	VALUE
3rd Down Conversion Pct (134 ranked)	20	3	0.472	Indiana	0.558	Florida St.	0.509
3rd Down Conversion Pct Defense (134 ranked)	64	9	0.393	Texas A&M	0.227	Virginia	0.282
4th Down Conversion Pct (134 ranked)	122	17	0.385	Georgia	0.765	Duke	0.757
4th Down Conversion Pct Defense (134 ranked)	122	16	0.682	Iowa	0.263	Pittsburgh	0.37
Blocked Kicks (52 ranked)				Penn St.	5	Wake Forest	4
				Texas Tech	5		
Blocked Kicks Allowed (134 ranked)				52 teams tied	0	5 teams tied	0
Blocked Punts (21 ranked)				Texas Tech	5	Virginia	2
Blocked Punts Allowed (133 ranked)	1	1	0	85 teams tied	0	11 teams tied	0
Completion Percentage (134 ranked)	4	2	0.715	Ohio St.	0.78	Miami (FL)	0.739
Defensive TDs (55 ranked)	55	6	1	Louisiana Tech	7	Pittsburgh	4
						Stanford	4
Fewest Penalties (134 ranked)	52	4	71	Army West Point	34	Clemson	56
				Iowa	34		
Fewest Penalties Per Game (134 ranked)	56	5	5.92	Army West Point	2.83	Clemson	4.67
				Iowa	2.83		
Fewest Penalty Yards (134 ranked)	35	3	565	Army West Point	285	Clemson	542
Fewest Penalty Yards Per Game (134 ranked)	38	4	47.08	Army West Point	23.75	Clemson	45.17
						Miami (FL)	192
						Duke	292
Fumbles Lost (133 ranked)	77	9	7	5 teams tied	1	Miami (FL)	1
				Texas Tech	15	Wake Forest	11
Kickoff Return Defense (134 ranked)	31	3	18	Florida St.	8.5	Florida St.	8.5
				Virginia	34		
Net Punting (134 ranked)	9	1	43.06	Baylor	45	Georgia Tech	43.06
				Southern Miss.	21		
				Notre Dame	21		
				Fla. Atlantic	340.2		
Passing Yards Allowed (134 ranked)	82	9	227.3	Ohio St.	129.1	Louisville	190.6
Passing Yards per Completion (134 ranked)	39	4	12.49	Air Force	17.96	Florida St.	15.21
Punt Return Defense (134 ranked)	61	9	7.56	Clemson	0.22	Clemson	0.22
Punt Returns (134 ranked)	41	7	10.47	Iowa	29.2	Louisville	18.08
				Ohio St.	0.667		
				San Diego St.	0.667		
Red Zone Offense (134 ranked)	4	1	0.939	Oklahoma	1	Georgia Tech	0.939
				Texas Tech	68.5		
Rushing Offense (134 ranked)	19	2	203	Navy	289.3	Florida St.	218.7
Sacks Allowed (134 ranked)	3	1	0.75	Army West Point	0.5	Georgia Tech	0.75
Scoring Defense (134 ranked)	72	10	25	Ohio St.	8.2	Miami (FL)	13.8
				North Texas	44.8		
Tackles for Loss Allowed (134 ranked)	32	3	4.58	Texas A&M	2.83	Miami (FL)	3.5
				Indiana	184.01		
				Arizona	95.15		
Team Sacks (134 ranked)	57	9	2.17	Oklahoma	3.42	Miami (FL)	2.83
				Texas A&M	3.42	SMU	2.83
Team Tackles for Loss (134 ranked)	86	10	5.2	Oklahoma	9.6	Pittsburgh	7.3
Time of Possession (134 ranked)	95	12	29:04	Army West Point	34:27	Miami (FL)	33:43
Total Defense (134 ranked)	91	12	397	Ohio St.	213.5	Miami (FL)	277.8
Total Offense (134 ranked)	12	2	466.3	North Texas	504.3	Florida St.	472.1
Turnover Margin (134 ranked)	108	14	-0.5	Arizona	1.33	SMU	0.92
				Texas Tech	31	SMU	27
Turnovers Lost (134 ranked)	35	2	13	UConn	2	Miami (FL)	11
Winning Percentage (134 ranked)	22	3	0.75	Indiana	1	Miami (FL)	0.833



BOWL GAME HISTORY

APPEARANCES

This is BYU's 42nd bowl appearance and first in the Pop-Tarts Bowl. The Cougars enter the game with a bowl record of 18–22–1. This is the 22nd different bowl game against 36 different opponents.

BOWL RECORDS

BYU's record in each bowl game:

Holiday Bowl (4–6–1), the Cotton Bowl Classic (1–0), the Las Vegas Bowl (3–3), the Copper Bowl (1–0), the Tangerine/Citrus Bowl (0–2), the Freedom Bowl (1–1), the Liberty Bowl (0–2), the Aloha Bowl (0–1), the Fiesta Bowl (0–1), the Motor City Bowl (0–1), the All-American Bowl (0–1), the New Mexico Bowl (2–0), the Armed Forces Bowl (1–0), the Poinsettia Bowl (2–0), Fight Hunger Bowl (0–1), the Miami Beach Bowl (0–1), the Famous Idaho Potato Bowl (1–0), Hawaii Bowl (0–1), Boca Raton Bowl (1–0), Independence Bowl (0–1), Alamo Bowl (1–0)

BYU BOWLS BY THE NUMBERS

1

BYU's biggest bowl victory came in 1984 as the No. 1 ranked Cougars rallied from a 17-10 deficit in the fourth quarter to defeat Bo Schembechler's Michigan Wolverines 24-17. The win preserved a perfect 13-0 season and kept BYU at No. 1 in both the AP and UPI Coaches polls. On Jan. 2, 1985, BYU was crowned National Champions in all the polls. It's the only time in college football history that the eventual national champion played its bowl game prior to New Years Eve.

3

Only three quarterbacks have lead BYU to multiple wins in bowl games. Consensus All-American Jim McMahon lead a Cougars to back-to-back Holiday Bowl wins in 1980 and 1981, while Max Hall guided the Cougars to two bowl victories in 2007 and 2009, both at the Las Vegas Bowl. Zach Wilson went a perfect 18 of 18 in the 2018 Potato Bowl victory and led the Cougars to last year's Boca Raton Bowl win in 2020.

4

BYU longest consecutive bowl winning streak came between 2009 to 2012. The four-straight included wins over Oregon State, UTEP, Tulsa and San Diego State. Four is also the longest losing skid in BYU bowl history, which happened twice. The first four bowl games in 1974-76-78-79 and again in 1998-99-2001-2005.

13

Since 2011, the Cougars have been invited to play in 12 bowl games over the past 15 seasons. Of the 13, the Poinsettia (2012, 2016) is the only bowl BYU played in more than once.

20

In 1980, BYU overcame a 20-point deficit at 45-25 with 4:07 left to play in the fourth quarter against SMU in the Holiday Bowl. A touchdown pass, an onside kick, a touchdown and a blocked punt set up a the famous Jim McMahon to Clay Brown Hail Mary to win the Holiday Bowl 46-45.

42

Beginning with the Fiesta Bowl in 1974, BYU will appear in its 42nd bowl game. The Cougars have an overall record of 18-22-1 entering the Pop-Tarts Bowl. The 42 bowl appearances all-time ranks in a tie for No. 24 among all FBS programs.

BYU BOWL STATISTICS

YEAR	BOWL	OPPONENT	RESULT	RUSH ATT	RUSH YDS	RUSH TD	PASS ATT	PASS COMP	PASS YDS	PASS TD	INT	TOTAL YDS
1974	FIESTA	OKLAHOMA STATE	L 16-6	36	130	0	31	15	181	0	3	311
1976	TANGERINE	OKLAHOMA STATE	L 49-21	26	46	1	34	23	209	1	4	255
1978	HOLIDAY	NAVY	L 23-16	33	74	1	34	16	181	1	2	255
1979	HOLIDAY	INDIANA	L 38-37	30	140	2	43	28	380	2	3	520
1980	HOLIDAY	SMU	W 46-45	24	-2	2	49	32	446	4	1	444
1981	HOLIDAY	WASHINGTON ST	W 38-36	32	69	1	44	28	368	3	0	437
1982	HOLIDAY	OHIO STATE	L 47-17	18	60	0	46	28	352	2	1	412
1983	HOLIDAY	MISSOURI	W 21-17	25	106	1	37	25	328	2	3	434
1984	HOLIDAY	MICHIGAN	W 23-17	27	112	1	49	35	371	2	3	483
1985	CITRUS	OHIO STATE	L 10-7	22	88	0	50	26	261	1	4	349
1986	FREEDOM	UCLA	L 31-10	43	73	1	43	25	221	0	3	294
1987	ALL-AMERICAN	VIRGINIA	L 22-16	26	95	1	61	37	394	1	1	489
1988	FREEDOM	COLORADO	W 20-17	42	152	0	28	15	168	2	1	322
1989	HOLIDAY	PENN STATE	L 50-39	23	75	3	59	42	576	2	2	651
1990	HOLIDAY	TEXAS A&M	L 65-14	21	-12	0	32	15	197	2	1	185
1991	HOLIDAY	IOWA	T 13-13	33	80	0	44	29	350	2	1	430
1992	ALOHA	KANSAS	L 23-20	32	142	1	31	15	262	1	1	318
1993	HOLIDAY	OHIO STATE	L 28-21	25	50	0	44	25	389	3	1	439
1994	COPPER	OKLAHOMA	W 31-6	33	71	0	46	32	485	4	0	556
1996	COTTON	KANSAS STATE	W 19-15	36	59	0	36	21	291	2	1	350
1998	LIBERTY	TULANE	L 41-27	25	54	2	44	27	267	2	1	321
1999	MOTOR CITY	MARSHALL	L 21-3	30	-16	0	29	16	220	0	1	204
2001	LIBERTY	LOUISVILLE	L 28-10	32	84	1	38	18	192	0	3	276
2005	LAS VEGAS	CALIFORNIA	L 35-28	27	94	1	53	35	352	3	2	446
2006	LAS VEGAS	OREGON	W 38-8	31	173	3	47	28	375	2	2	548
2007	LAS VEGAS	UCLA	W 17-16	28	34	0	35	21	231	2	1	265
2008	LAS VEGAS	ARIZONA	L 31-21	32	116	2	46	30	328	1	1	444
2009	LAS VEGAS	OREGON STATE	W 44-20	35	116	2	30	19	192	3	0	308
2010	NEW MEXICO	UTEP	W 52-24	50	219	3	36	26	295	4	2	514
2011	ARMED FORCES	TULSA	W 24-21	40	94	1	40	17	250	3	2	344
2012	POINSETTIA	SAN DIEGO STATE	W 23-6	30	52	1	44	23	244	0	3	296
2013	FIGHT HUNGER	WASHINGTON	L 31-16	47	180	1	50	25	293	0	1	473
2014	MIAMI BEACH	MEMPHIS	L 55-48 2OT	42	77	2	49	23	348	3	3	425
2015	LAS VEGAS	UTAH	L 35-28	25	71	2	56	25	315	3	3	386
2016	POINSETTIA	WYOMING	W 24-21	35	216	2	15	8	96	1	1	312
2018	POTATO	WESTERN MICHIGAN	W 49-18	33	132	3	19	19	358	4	0	490
2019	HAWAII	HAWAII	L 38-34	40	231	4	41	24	274	0	2	505
2020	BOCA RATON	UCF	W 49-23	38	214	4	35	27	441	3	0	655
2021	INDEPENDENCE	UAB	L 31-28	35	199	4	23	15	195	0	0	394
2022	NEW MEXICO	SMU	W 24-23	42	209	2	12	7	47	0	1	256
2024	ALAMO	COLORADO	W 36-14	42	180	3	23	12	151	0	3	331
	41 GAMES	36 OPPONENTS	18-22-1	1,326	4,337	57	1,586	957	11,874	71	68	16,127



BOWL FACTS AND FIGURES

Of BYU's 41 previous bowl appearances, 20 of them have been decided by a one-score margin or less, including five games in Sitake era — 2016 Poinsettia Bowl (24-21 victory over Wyoming), 2019 Hawaii Bowl (38-34 loss to Hawaii), 2021 Independence Bowl (31-28 loss to UAB), the 2022 New Mexico Bowl (24-23 victory over SMU).

TAKING IT TO THE HOUSE Listed below are the longest scoring plays in BYU bowl history from various scoring categories:

- Passing: 70 yards — Aleva Hifo from Zach Wilson in the 2018 Famous Idaho Potato Bowl
- Rushing: 39 yards — Tyler Allgeier in the 2020 Boca Raton Bowl
- Interception return: 76 yards — Ben Bywater in the 2022 New Mexico Bowl
- Fumble return: 34 yards — Matt Bauman in the 2009 Las Vegas Bowl
- Kickoff return: 102 yards — Dave Lowry in the 1976 Citrus Bowl
- Punt return: 83 yards — Vai Sikahema in the 1980 Holiday Bowl
- Field goal: 54 yards — Will Ferrin in the 2024 Alamo Bowl

THE HOLIDAY SEASON Bowl games tend to fall on or near one of the many holidays in December and January. Over the years, BYU has played on New Year's Eve twice (1998 Liberty Bowl, 2001 Liberty Bowl), New Year's Day once (1997 Cotton Bowl), Christmas Day once (1992 Aloha Bowl) and Christmas Eve once (2019 Hawaii Bowl). The Cougars have played after Christmas 16 times.

OPPONENT BOWL STATISTICS

YEAR	BOWL	OPPONENT	RESULT	RUSH ATT	RUSH YDS	RUSH TD	PASS ATT	PASS COMP	PASS YDS	PASS TD	INT	TOTAL YDS
1974	FIESTA	OKLAHOMA ST	L 16-6	55	180	1	18	7	77	1	0	257
1976	TANGERINE	OKLAHOMA ST	L 49-21	70	375	6	10	3	38	0	0	413
1978	HOLIDAY	NAVY	L 23-16	58	214	1	14	8	138	1	0	352
1979	HOLIDAY	INDIANA	L 38-37	59	183	3	30	11	171	1	1	354
1980	HOLIDAY	SMU	W 46-45	66	393	4	11	6	53	1	0	446
1981	HOLIDAY	WASHINGTON ST	W 38-36	53	245	5	25	8	106	0	2	351
1982	HOLIDAY	OHIO STATE	L 47-17	66	329	6	19	11	132	0	0	461
1983	HOLIDAY	MISSOURI	W 21-17	64	266	2	16	7	86	0	2	352
1984	HOLIDAY	MICHIGAN	W 23-17	49	120	1	15	7	82	1	1	202
1985	CITRUS	OHIO STATE	L 10-7	42	133	0	36	19	196	0	0	329
1986	FREEDOM	UCLA	L 31-10	49	423	3	21	8	95	1	1	518
1987	ALL-AMERICAN	VIRGINIA	L 22-16	43	187	2	19	10	162	1	2	349
1988	FREEDOM	COLORADO	W 20-17	60	273	2	16	5	64	0	2	337
1989	HOLIDAY	PENN STATE	L 50-39	54	249	3	21	11	215	2	1	464
1990	HOLIDAY	TEXAS A&M	L 65-14	64	356	5	18	16	324	3	0	680
1991	HOLIDAY	IOWA	T 13-13	35	125	2	28	19	221	0	1	346
1992	ALOHA	KANSAS	L 23-20	50	169	1	24	12	200	1	0	369
1993	HOLIDAY	OHIO STATE	L 28-21	56	330	3	13	6	61	0	0	391
1994	COPPER	OKLAHOMA	W 31-6	33	72	1	30	13	163	0	1	235
1996	COTTON	KANSAS STATE	W 19-15	32	41	0	28	14	233	2	2	274
1998	LIBERTY	TULANE	L 41-27	41	252	2	38	23	276	2	0	528
1999	MOTOR CITY	MARSHALL	L 21-3	31	147	2	28	17	207	0	1	354
2001	LIBERTY	LOUISVILLE	L 28-10	37	58	1	28	19	228	3	1	286
2005	LAS VEGAS	CALIFORNIA	L 35-28	43	241	3	23	16	228	2	0	469
2006	LAS VEGAS	OREGON	W 38-8	30	94	0	34	16	166	1	2	260
2007	LAS VEGAS	UCLA	W 17-16	47	162	0	29	11	154	1	0	316
2008	LAS VEGAS	ARIZONA	L 31-21	28	91	2	35	24	325	2	0	416
2009	LAS VEGAS	OREGON STATE	W 44-20	27	88	2	47	22	217	1	1	305
2010	NEW MEXICO	UTEP	W 52-24	22	-12	0	33	14	245	3	3	233
2011	ARMED FORCES	TULSA	W 24-21	27	37	0	32	18	235	3	0	272
2012	POINSETTIA	SAN DIEGO ST.	W 23-6	39	119	0	29	12	144	0	3	263
2013	FIGHT HUNGER	WASHINGTON	L 31-16	43	190	2	27	18	129	1	1	319
2014	MIAMI BEACH	MEMPHIS	L 55-48 2OT	51	174	3	46	24	306	4	3	480
2015	LAS VEGAS	UTAH	L 35-28	47	126	3	16	9	71	0	0	197
2016	POINSETTIA	WYOMING	W 24-21	46	166	1	33	17	207	2	2	373
2018	POTATO	WESTERN MICHIGAN	W 49-18	39	138	2	37	20	175	0	1	313
2019	HAWAII	HAWAII	L 38-34	27	2	1	47	28	493	4	0	495
2020	BOCA RATON	UCF	W 49-23	43	194	1	45	21	217	2	0	411
2021	INDEPENDENCE	UAB	L 31-28	43	223	1	23	19	189	3	1	412
2022	NEW MEXICO	SMU	W 24-23	50	171	1	37	27	218	2	1	389
2024	ALAMO	COLORADO	W 36-14	19	2	0	23	16	208	2	2	210
			TOTALS	1,838	7,326	78	1,102	602	6,962	53	38	14,781



DEFENSIVE DOMINANCE BYU defeated San Diego State 23-6 in the 2012 Poinsettia bowl behind the super-human performance of All-American Kyle Van Noy. The junior linebacker finished the night with two touchdowns, 3.5 tackles for loss, 1.5 sacks, a forced fumble, a fumble recovery for a score, an interception returned for a touchdown, eight tackles and a blocked punt. In all, Van Noy recored an amazing 7.5 disruptive plays in the box score and scored 12 of BYU's 23 points.



BOWL HISTORY - 9



BYU BOWL RECORDS

MOST POINTS SCORED BY BOTH TEAMS

Game	103, Memphis (55) vs BYU (48), Miami Beach Bowl 2014
First Half	91, BYU (46) vs S. Methodist (45), Holiday Bowl 1980
Second Half	52, BYU (28) vs Memphis (24), Miami Beach Bowl 2014
1st Quarter	44, Texas A & M (37) vs BYU (7), Holiday Bowl 1990
2nd Quarter	60, Penn St. (38) vs BYU (26), Holiday Bowl 1989
3rd Quarter	35, Utah (35) vs. BYU (0), Las Vegas Bowl 2015
4th Quarter	31, Memphis (17) vs BYU (14), Miami Beach Bowl 2014
	35, Oklahoma St. (21) vs BYU (14), Tangerine Bowl 1976
	30, BYU (13) vs Penn St. (17), Holiday Bowl 1989
	34, BYU (27) vs Southern Methodist (7), Holiday Bowl 1980
	34, BYU (13) vs Penn St. (21), Holiday Bowl 1989

FEWEST POINTS SCORED BY BOTH TEAMS

Game	17, Ohio State (10) vs BYU (7), Florida Citrus Bowl 1985
First Half	9, BYU (3) vs SDSU (6), Poinsettia Bowl 2012
Second Half	3, BYU (0) vs UCLA (3), Las Vegas Bowl 2007
1st Quarter	0, BYU vs Michigan, Holiday Bowl 1984
2nd Quarter	0, BYU vs Ohio State, Florida Citrus Bowl 1985
3rd Quarter	0, UCLA vs BYU, Freedom Bowl 1986
4th Quarter	0, BYU vs Iowa, Holiday Bowl 1991
	0, BYU vs UCLA, Las Vegas Bowl 2007
	0, BYU vs. SDSU, Poinsettia Bowl 2012
	0, Oklahoma State vs BYU, Tangerine Bowl 1976
	0, BYU vs Ohio State, Florida Citrus Bowl 1985
	0, Ohio State vs BYU, Holiday Bowl 1993

BIGGEST POINT DIFFERENCE IN A WIN

BYU	31, vs. Western Michigan (49-18), Potato Bowl 2018
(OPP.)	51, Texas A&M (65-14), Holiday Bowl 1990

SMALLEST POINT DIFFERENCE IN A WIN

BYU	1, vs SMU (46-45), Holiday Bowl 1980
	1, vs UCLA (17-16), Las Vegas Bowl, 2007
	1, vs. SMU (24-23), New Mexico Bowl 2022
(OPP.)	1, Indiana (38-37), Holiday Bowl 1979

MOST TOUCHDOWNS SCORED (GAME)

BYU	7, vs. UCF, Boca Raton Bowl 2020
	7, vs. Western Michigan, Potato Bowl 2018
	7, vs UTEP, New Mexico Bowl 2010
	7, vs SMU, Holiday Bowl 1980
(OPP.)	9, Texas A&M, Holiday Bowl 1990

MOST PATS SCORED (GAME)

BYU	7, UCF, Boca Raton Bowl 2020
	7, Western Michigan, Potato Bowl 2018
	7, UTEP, New Mexico Bowl, 2010
(OPP.)	9, Texas A&M, Holiday Bowl 1990

MOST PATS ATTEMPTED (GAME)

BYU	7, UCF, Boca Raton Bowl 2020
	7, Western Michigan, Potato Bowl 2018
	7, UTEP, New Mexico Bowl, 2010
(OPP.)	9, Texas A&M, Holiday Bowl 1990

MOST 2 POINT PATS SCORED (GAME)

BYU	1, vs Southern Methodist, Holiday Bowl 1980
(OPP.)	2, Washington State, Holiday Bowl 1981

MOST SAFETIES SCORED (GAME)

BYU	1, versus Kansas State, Cotton Bowl 1996
(OPP.)	1, Southern Methodist, Holiday Bowl 1980
	1, Texas A&M, Holiday Bowl 1990
	1, Kansas, Aloha Bowl 1992

INDIVIDUAL TOTAL OFFENSE

MOST TOTAL YARDS

Game	
BYU	594* (18 yards rushing, 576 yards passing), Ty Detmer, vs Penn St., Holiday Bowl 1989
(OPP.)	385 (109 yds run, 276 yds pass), Shaun King, Tulane, Liberty Bowl 1998
Career	
BYU	1,331 (-44 run, 1,375 pass), Ty Detmer, Freedom Bowl V, Holiday Bowls XII, XIII, XIV, 1988-91
(OPP.)	385 (109 run, 276 pass), Shaun King, Tulane, Liberty Bowl 1998

MOST PLAYS

Game	
BYU	68 (7 runs, 61 pass), Sean Covey, vs UVA, All-American Bowl, 1987
(OPP.)	59 (13 run, 46 pass), Paxton Lynch, Memphis, Miami Beach Bowl 2014
	54 (16 run, 38 pass), Shaun King, Tulane, Liberty Bowl 1998

Career	
BYU	171 (24 rushes, 147 pass attempts), Ty Detmer vs Colorado, Freedom Bowl 1988; (4 rushes, 21 pass atts) vs Penn St., Holiday Bowl 1989; (8 rushes, 59 pass atts) vs Texas A&M, Holiday Bowl 1990; (4 rushes, 23 pass atts) vs Iowa, Holiday Bowl 1991; (8 rushes, 44 pass atts)

INDIVIDUAL RUSHING

MOST RUSHES

Game	BYU 31, Taysom Hill, Washington, Fight Hunger Bowl (2013)
(OPP.)	39, Raymont Harris, Ohio St., Holiday Bowl 1993
Career	BYU 58, Harvey Unga vs. UCLA, Las Vegas Bowl 2007
	(17) vs Arizona, Las Vegas Bowl 2008 (17); vs Oregon State, Las Vegas Bowl 2009 (24)
(OPP.)	39, Raymont Harris, Ohio St., Holiday Bowl 1993

MOST YARDS RUSHING

Game	BYU 210, Jamaal Williams vs. Wyoming, Poinsettia Bowl 2016
(OPP.)	266, Gaston Green, UCLA, Freedom Bowl 1986
Career	BYU 431, Tyler Allgeier vs. UAB, Independence Bowl 2021 (192), vs. UCF Boca Raton Bowl 2020 (173), vs. Hawaii, Hawaii Bowl 2019 (77), vs. Western Michigan, Potato Bowl 2018 (-11)

FEWEST YARDS RUSHING (MINIMUM 5 RUSHES)

Game	BYU-38 (7 rushes), Mike Young, vs UCLA, Freedom Bowl 1986
(OPP.)	-68 (7 rushes), Bob Zurbrugg, Michigan, Holiday Bowl 1984
Career	BYU-44 (24 att), Ty Detmer vs Colorado, Freedom Bowl 1988 (-10/4); vs Penn State, Holiday Bowl 1989 (18/8); vs Texas A & M, Holiday Bowl 1990 (-27/4); vs Iowa, Holiday Bowl 1991 (-25/8)

MOST RUSHES FOR QB

Game	BYU 31, Taysom Hill, vs. Washington, Fight Hunger Bowl 2013
(OPP.)	16, Shaun King, vs. Tulane, Liberty Bowl 1998

MOST YARDS RUSHING FOR QB

Game	
BYU	133, Taysom Hill, vs. Washington, Fight Hunger Bowl 2013
(OPP.)	119, Bucky Richardson, vs. Texas A&M, Holiday Bowl 1990

BEST RUSHING AVERAGE

Game (minimum 5 rushes)	
BYU	10.33 (6/62), Kalin Hall vs Kansas, Aloha Bowl 1992
(OPP.)	20.8 (5/104), Marcus Greenwood, UCLA, Freedom Bowl 1986
Career (minimum 9 rushes)	
BYU	9.44 (9/85), Matt Bellini vs Virginia, All-American Bowl 1987 (1/7) vs Colorado, Freedom Bowl 1985 (8/78)
(OPP.)	9.92 (12/119), Bucky Richardson, Texas A&M, Holiday Bowl 1990

MOST TOUCHDOWNS SCORED RUSHING

Game	
BYU	3, Tyler Allgeier, vs. UAB, Independence Bowl 2021
	2, L.J Martin vs. Colorado, Alamo Bow, 2024
	2, Scott Phillips vs Southern Methodist, Holiday Bowl 1980
	2, Ty Detmer vs Penn St., Holiday Bowl 1989
	2, Curtis Brown vs Oregon, Las Vegas Bowl 2006
	2, Paul Lasike vs Memphis, Miami Beach Bowl 2014
	2, Zach Wilson vs Hawaii, Hawaii Bowl 2019
(OPP.)	4, Terry Miller, Oklahoma St., Tangerine Bowl 1976

Career	
BYU	4, Tyler Allgeier, vs. UAB, Independence Bowl 2021 (3), vs. UCF, Boca Raton Bowl 2020 (1)

LONGEST RUN FROM SCRIMMAGE

BYU	62, Tyler Allgeier, Independence Bowl, 2021
(OPP.)	87, Doug Chapman, Marshall, Motor City Bowl 1999

LONGEST SCORING RUN FROM SCRIMMAGE

BYU	62, Tyler Allgeier, Independence Bowl, 2021
(OPP.)	87, Doug Chapman, Marshall, Motor City Bowl 1999

INDIVIDUAL PASSING

MOST YARDS PASSING

Game	
BYU	576*, Ty Detmer, vs Penn St., Holiday Bowl 1989 *NCAA record
(OPP.)	306, Paxton Lynch, Memphis, Miami Beach Bowl 2014
	276, Shaun King, Tulane, Liberty Bowl 1998

Career	
BYU	1,175, Ty Detmer vs Colorado, Freedom Bowl 1988 (129) vs Penn State, Holiday Bowl 1989 (576) vs Texas A&M, Holiday Bowl 1990 (120) vs Iowa, Holiday Bowl 1991 (350)

MOST TOUCHDOWN PASSES

Game	
BYU	4, Zach Wilson vs. Western Michigan, Potato Bowl 2018
	4, Jake Heaps, vs UTEP, New Mexico Bowl 2010
	4, Jim McMahon, vs Southern Methodist, Holiday Bowl 1980
	4, John Walsh, vs Oklahoma, Copper Bowl 1994
(OPP.)	4, Paxton Lynch, Memphis, Miami Beach Bowl 2014
	3, G.J. Kinne, Tulsa, Armed Forces Bowl 2011
	3, Trevor Vittatoe, UTEP, New Mexico Bowl 2010
	3, Dave Ragone, Louisville, Liberty Bowl 2001

Career	
BYU	8, Jim McMahon, vs Navy (1), SMU (4), WSU (3)

FEWEST YARDS PASSING (COMPLETIONS/MINIMUM 3 ATTEMPTS)

Game	
BYU	39 (4/10), Sean Covey vs Colorado, Freedom Bowl 1988
(OPP.)	6 (1/5), Cyler Miles, Washington, Fight Hunger Bowl 2013
Career	
BYU	43, (4/5), Gary Sheide vs Oklahoma St., Fiesta Bowl 1974

MOST PASSES ATTEMPTED

Game	
BYU	61, Sean Covey, vs Virginia, All American Bowl 1987
(OPP.)	46, Paxton Lynch, Memphis, Miami Beach Bowl 2014
	38, Shaun King, Tulane, Liberty Bowl 1998

Career	
BYU	143, Ty Detmer vs Colorado, Freedom Bowl 1988 (17) vs Penn State, Holiday Bowl 1989 (59) vs Texas A&M, Holiday Bowl 1990 (23) vs Iowa, Holiday Bowl 1991 (44)

FEWEST PASSES ATTEMPTED

Game (minimum 3 attempts)	
BYU	5, Gary Sheide vs Oklahoma St., Fiesta Bowl 1974
(OPP.)	4, Scott Burk, Oklahoma St., Fiesta Bowl 1974
Career (minimum 5 attempts)	
BYU	5, Gary Sheide vs Oklahoma St., Fiesta Bowl 1974
(OPP.)	9, Marion Adler, Missouri, Holiday Bowl 1983
	9, Charlie Weatherbie, Oklahoma St., Tangerine Bowl 1976

MOST PASSES COMPLETED

Game	
BYU	42, Ty Detmer vs. Penn State, Holiday Bowl 1989
(OPP.)	24, Paxton Lynch, Memphis, Miami Beach Bowl 2014
	23, Shaun King, Tulane, Liberty Bowl 1998

Career	
BYU	93, Ty Detmer vs Colorado, Freedom Bowl 1988 (11) vs Penn State, Holiday Bowl 1989 (42) vs Texas A&M, Holiday Bowl 1990 (11) vs Iowa, Holiday Bowl 1991 (29)

FEWEST PASSES COMPLETED BY A STARTER

Game (minimum 3 attempts)	
BYU	4 (4/5), Gary Sheide vs Oklahoma St., Fiesta Bowl 1974
	4 (4/10), Sean Covey vs Colorado, Freedom Bowl 1988
(OPP.)	2 (2/9), Charlie Weatherbie, Okla. St., Tangerine Bowl 1976
Career (minimum 5 attempts)	
BYU	4 (4/5), Gary Sheide vs Oklahoma St., Fiesta Bowl 1974

MOST PASS INTERCEPTIONS THROWN

Game	
BYU	4, Gifford Nielsen vs Oklahoma St., Tangerine Bowl 1976
	4, Robbie Bosco vs Ohio St., Florida Citrus Bowl 1985
(OPP.)	3, Adam Dingwell, San Diego State, Poinsettia Bowl 2012
Career	
BYU	7, Robbie Bosco, vs Michigan, Holiday Bowl 1984 (3) vs Ohio State, Florida Citrus Bowl 1985 (4)

BEST COMPLETION PERCENTAGE (MINIMUM OF 8 ATTEMPTS)

Game	
BYU	100.0%, (18/18) Zach Wilson vs. Western Michigan, Potato Bowl 2018
(OPP.)	81.8% (9/11), Bucky Richardson, Texas A&M, Holiday Bowl 1990
Career	
BYU	67.6% (23/34), Gifford Nielsen vs Okla. St., Tangerine Bowl 1976

WORST COMPLETION PERCENTAGE (MINIMUM OF 8 ATTEMPTS)

Game	
BYU	40% (4/10), Sean Covey vs Colorado, Freedom Bowl 1988
(OPP.)	22.2% (2/9), Charlie Weatherbie, Okla. St., Tangerine Bowl 1976
	22.2% (2/9), Ricky Turner, Wash. St., Holiday Bowl 1981
Career	
BYU	42.3% (11/26), Mark Giles vs Okla. St., Fiesta Bowl 1974



BOWL HISTORY - 10



INDIVIDUAL RECEIVING MOST RECEPTIONS

Game	
BYU	12, Cody Hoffman vs. Washington, Fight Hunger Bowl 2013
	12, Nathan Meikle vs. Cal, Las Vegas Bowl 2005
(OPP)	7, Jon Fillion, Iowa, Holiday Bowl 1991
	7, Kevin Lockett, Kansas State, Cotton Bowl 1996
Career	
BYU	38, Cody Hoffman vs. Wash., Fight Hunger Bowl 2013 (12); vs. San Diego State, Poinsettia Bowl 2012 (10); vs. Tulsa, Armed Forces Bowl 2011 (8); vs. UTEP, New Mexico Bowl 2010 (8)

MOST TOUCHDOWN RECEPTIONS

Game	
BYU	3, Cody Hoffman vs. Tulsa, Armed Forces Bowl 2011, vs. UTEP, New Mexico Bowl 2010
	3, Clay Brown vs SMU, Holiday Bowl 1980
(OPP)	3, Kris Adams, UTEP, New Mexico Bowl 2010
Career	
BYU	6, Cody Hoffman, vs. UTEP, New Mexico Bowl 2010 (3 TD), vs. Tulsa, Armed Forces Bowl 2011 (3 TD)

LONGEST PASS PLAY

BYU	67, Margin Hooks, vs Marshall, 2nd quarter, Motor City Bowl 1999
(OPP)	74, Rodney Harris, Kansas, 1st quarter, Aloha Bowl 1992

LONGEST PASS FROM SCRIMMAGE WITHOUT SCORING

BYU	67, Margin Hooks, vs Marshall, 2nd quarter, Motor City Bowl 1999
(OPP)	55, Cornelius Patterson, Texas A & M, 2nd qtr, Holiday Bowl 1990

LONGEST SCORING PASS FROM SCRIMMAGE

BYU	64, Clay Brown, vs SMU, 1st qtr, Holiday Bowl 1980
(OPP)	74, Rodney Harris, Kansas, 1st quarter, Aloha Bowl 1992

Interceptions

Game	
BYU	2, Andrew Rich, vs. UTEP, New Mexico Bowl 2010
	2, Justin Robinson vs Oregon, Las Vegas Bowl 2006
(OPP)	2, Dexter McColi, Tulsa, Armed Forces Bowl 2011
	2, Larry Kolic, Ohio State, Florida Citrus Bowl 1985
	2, Sherrod Raining, Penn State, Holiday Bowl 1989
Career	
BYU	2, Andrew Rich, vs. UTEP, New Mexico Bowl 2010
	2, Tony Crutchfield vs Penn St., Holiday Bowl 1989; vs Iowa, Holiday Bowl 1991
	2, Justin Robinson vs Oregon, Las Vegas Bowl 2006

Most Yards Interception Returns

Game	
BYU	76, Ben Bywater vs. SMU, 2022 New Mexico Bowl
(OPP)	(regular play) 79 (1 ret.), Michael Jordan, Tulane, Liberty Bowl 1998
	(conversion play) 102 (1 ret. for 2 pt. conv.), Andre Collins, Penn St., Holiday Bowl 1989

Longest Interception Return & Return for a score

BYU	76, Ben Bywater vs. SMU, 2022 New Mexico Bowl
(OPP)	(regular play) 79 (1 ret.), Michael Jordan, Tulane, Liberty Bowl 1998
	(conversion play) 102 yards for 2 pt. conversion, Andre Collins, Penn St., Holiday Bowl 1989

Punting

Most Punts

Game	
BYU	9, Pat Thompson vs UCLA, Freedom Bowl 1986
(OPP)	8 (5 tied), last: K. Fitzpatrick, Tulsa, Armed Forces Bowl 2011
Career	
BYU	14, Pat Thompson vs. UCLA, Freedom Bowl 1986 (9); vs. Virginia, All American Bowl 1987 (1); and vs. Colorado, Freedom Bowl 1988 (4)
(OPP)	12, Cliff Parsley, Fiesta Bowl 1974 (7) & Tangerine Bowl 1976 (5)

Fewest Punts

Game	
BYU	1, Lee Johnson vs Michigan, Holiday Bowl VII, 1984
	1, Pat Thompson vs Virginia, All American Bowl XI, 1987
	1, Earl Kauffman vs Penn State, Holiday Bowl XII, 1989
	1, Joe Herrick vs Kansas, Aloha Bowl XI, 1992
(OPP)	1, Sean Wilson, Texas A&M, Holiday Bowl XIII, 1990
Career	
BYU	1, Joe Herrick vs Kansas, Aloha Bowl XI, 1992

Best Punting Average

Game	
BYU	58.75 (4 punts), Ryan Rehkow, SMU, New Mexico Bowl, 2022
(OPP)	50.5 (2 punts), Don LaBomme, Wash. St., Holiday Bowl IV, 1981

Career (more than 2 punts)

BYU	54.17 (6 punts), Ryan Rehkow, New Mexico Bowl, Independence, Boca Raton Bowl
-----	---

Longest punt

BYU	67, Ryan Rehkow, vs. SMU, New Mexico Bowl, 2022
	60, Riley Stephenson, vs. Oregon State, Las Vegas Bowl 2009, vs. UTEP, New Mexico Bowl 2010
	60, Jesse Sowards, vs Marshall, 3rd quarter, Motor City Bowl, 1999
(OPP)	56, Tom Hackett, Utah, Las Vegas Bowl, 2015
	56, Dan Eichloff, Kansas, 1st quarter, Aloha Bowl XI, 1992

KICK RETURNS

Most Kickoff Returns

Game	
BYU	7*, Homer Jones, vs Indiana, Holiday Bowl 1979
(OPP)	5, O. J. McDuffie, Penn State, Holiday Bowl 1989
	5, J. Stewart, Oregon, Las Vegas Bowl, 2006

Career	
BYU	11, Stacey Corley vs Colorado, Freedom Bowl 1988 (1); vs Penn St., Holiday Bowl 1989 (5); vs Texas A & M, Holiday Bowl 1990 (5)

Most Kickoff Return Yards

Game	
BYU	220 (6 returns), Mike Rigell, vs Tulane, Liberty Bowl 1998
(OPP)	128 (5 returns), O. J. McDuffie, Penn State, Holiday Bowl 1989
Career	
BYU	220 (6 returns), Mike Rigell, vs Tulane, Liberty Bowl 1998

Fewest KO Return Yards

Game	
BYU	-3 (1 return), Vai Sikahema vs Michigan, Holiday Bowl 1984
(OPP)	0 (1 return), Kevin Richardson, Ohio State, Holiday Bowl 1982
	0 (1 return), Shane Garrett, Texas A & M, Holiday Bowl 1990

Career	
BYU	1 (1 return), Danny Plater vs Navy, Holiday Bowl 1978

Longest Kickoff Return Without Scoring

BYU	79, Mike Rigell vs Tulane, Liberty Bowl 1998
(OPP)	54, Maurice Douglas, Kansas, Aloha Bowl 1992

Longest Kickoff Return for Score

BYU	102 yds, Dave Lowry vs Okla. St., 3rd qtr, Tangerine Bowl 1976
(OPP)	100 yds, John Ross vs. Washington, 2nd qtr, Fight Hunger Bowl 2013

Shortest Kickoff Return

BYU	-3 yards, Vai Sikahema vs Michigan, 3rd qtr, Holiday Bowl 1984
(OPP)	0 yards, Kevin Richardson, Ohio St., 4th qtr, Holiday Bowl 1982
	0 yards, Shane Garrett, Texas A&M, 1st qtr, Holiday Bowl 1990

owl 1976 (5)	
--------------	--

Fewest Punts

Game	
BYU	1, Lee Johnson vs Michigan, Holiday Bowl VII, 1984
	1, Pat Thompson vs Virginia, All American Bowl XI, 1987
	1, Earl Kauffman vs Penn State, Holiday Bowl XII, 1989
	1, Joe Herrick vs Kansas, Aloha Bowl XI, 1992
(OPP)	1, Sean Wilson, Texas A&M, Holiday Bowl XIII, 1990
Career	
BYU	1, Joe Herrick vs Kansas, Aloha Bowl XI, 1992

BYU RALLIES TO BEAT CU 20-17



Colorado running back Eric Bienenmy dodges Brigham Young University tacklers during the fifth annual Freedom Bowl in Anaheim, Calif., Thursday night. The BYU Cougars erased a 14-7 halftime deficit to beat the Buffaloes 20-17 on Jason Chaffetz's 35-yard field goal with 2:33 to play. Earlier in the fourth quarter, Chaffetz had tied the game with a 31-yarder. Colorado ended its season at 8-4. COMPLETE COVERAGE, II

Cougars Top Colorado

Detmer Latest Great BYU QB?



BYU's Jason Chaffetz, who led the Cougars to a 20-17 victory over Colorado in the Freedom Bowl, is being touted as a potential successor to Pat Thompson. Chaffetz, a senior, has shown great promise in his first season as starter. He completed 10 of 17 passes for 185 yards and two touchdowns. His 35-yard field goal in the fourth quarter gave the Cougars the lead, which they held until the end of the game. Chaffetz's performance was praised by coaches and fans alike. Some are comparing him to Pat Thompson, who was a four-time All-American. Chaffetz's leadership and playmaking ability were on display throughout the game. He showed poise under pressure and made key plays when it counted. His connection with tight end Mike Johnson was particularly strong. Chaffetz's future at BYU is bright, and he is expected to continue to develop as a player and leader.

COLLEGE FOOTBALL BYU extends CU bowl futlility





ROSTER/PRONUNCIATION - 11



NUMERICAL ROSTER

No.	Name	Pos.
0	Johnson, Evan	CB
0	Nacua, Tei	WR
1	Alexander III, Therrian	CB
2	Kabeya, Jonathan	CB
2	Roberts, Chase	WR
3	Damuni, Raider	S
3	Hillstead, McCae	QB
4	Bamba, Mory	CB
4	Martin, LJ	RB
5	Hagen, Cody	WR
5	Taumoepeau, Nusi	DE
7	Frischknecht, Reggie	WR
7	Lutuli, Logan	DE
10	Bourguet, Treyson	QB
10	Maile-Kaufusi, Orion	DE
11	Kingston, Parker	WR
11	Satuala, Faletau	S
12	Rex, Preston	RB
13	Akana, Tausili	DE
13	Phillips, Jojo	WR
15	Beasley, Tavion	CB
16	Geilman, Emerson	LB
16	Glasker, Isaiah	LB
17	Hagen, Cole	QB
17	Kelly, Jack	LB
18	Kaufusi, Ace	LB
19	Bachmeier, Tiger	WR
19	Shurtz, Fuller	P
20	DeVries, Cannon	CB
20	Ryan, Carsen	TE
21	Hall, Miles	LB
21	Nawahine, Enoch	RB
22	Prassas, Tommy	S
22	Roberts, Trey	WR
23	Watson, Pierson	LB
24	VanSteenkiste, Payton	S
24	Wood, Ethan	TE
25	Alfrey, Talan	S
26	Criss, Jordyn	CB
26	Grimes, Garrison	S
26	Grimes, Garrison	LB
27	Leach, Matthias	RB
28	Damuni, Jovesa	S
28	Wall, Tanner	S
29	Reay, Rowan	WR
30	Alford, Max	LB
30	Moa, Sione	CB
30	Doe, Kevin	CB
32	McKenzie, Marcus	CB
33	Bryant-Strother, Choe	LB
34	Kaufusi, Maika	LB
34	Miska, Charlie	RB
35	Kalama, Jarinn	S
35	Vander Haar, Sam	P
37	Douglas, Joseph	S
38	Payne, Logan	RB
38	Clark, Crew	S
41	Finau, Lucky	RB
42	Payne, Tyler	LB
43	Smith, Ty	LB
44	Asiata, Ephraim	LB
44	Ferrin, Will	K
45	Nead, Keayen	TE
45	Po'uha, Vilami	DE
46	Wall, Kendal	DT
47	Alfrey, Berkley	LB
47	Bachmeier, Bear	QB
48	Schoonover, Bodie	DE
50	McManus, Maverick	DT
51	Makasini, Sonny	OL
52	Tautua, Vincent	DE
54	Esera, Siale	LB
55	Leausa, Austin	OL
55	Taumoepeau, John	DT
57	Tanuvasa, Keanu	DT
57	Brown, Joe	DE
59	Trevis, Siosefa	DE
61	Latu-Finau, Siosua	OL
61	Lapuahe, Weylin	OL
63	Mitchell, Bruce	OL
64	Starcio, Kyle	OL
65	Alexander, Brigham	OL
66	Hingano, Sione	OL
67	Pay, Trevor	OL
68	Williams, Andrew	OL
70	Tupou, Ikinasio	OL
71	Jatta, Isaiah	OL
72	Brown, Joe	OL
72	Pakofe, Kaufusi	DT
75	Gentry, Andrew	TE
76	Lewis, Jeff	OL
78	Thomason, Ethan	OL
79	Chidester, Kaden	OL
80	Nye, Jacob	TE
82	Moeaki, Noah	TE
83	Zundel, Will	TE
84	Keone, Kila	WR
85	Olsen, Anthony	TE
86	Clement, Cole	TE
87	Erickson, Ethan	TE
88	Kelleher, Tucker	TE
90	Clegg, Hunter	DE
93	Latu-Finau, Kelepi	DT
94	Purcell, Anisi	DT
95	Ostler, Trevin	TE
96	Kirkland, Justin	DT
97	Dunn, Matthias	K
98	Fonohema, Kinilau	DE
98	Tuala, Sani	DE
99	Fetuli, Ulavai	DT

#	NAME	POS.	HT.	WT.	YR.	HOMETOWN/LAST SCHOOL
13	Akana, Tausili	DE	6-3	235	R-So.	Laie, HI / Texas
1	Alexander III, Therrian	CB	6-2	175	So.	Ellenwood, GA / Southwest Dekalb HS
65	Alexander, Brigham	OL	6-5	320	Fr.	San Tan Valley, AZ / Benjamin Franklin HS
30	Alford, Max	LB	6-1	230	Jr.	Park City, UT / Park City HS
47	Alfrey, Berkley	LB	6-0	230	Fr.	Auburn, WA / Auburn Mountainview HS
25	Alfrey, Talan	S	6-2	205	R-Sr.	Auburn, WA / Auburn Mountainview HS
44	Asiata, Ephraim	LB	6-3	210	So.	West Valley, UT / Herriman HS
47	Bachmeier, Bear	QB	6-2	230	Fr.	Murrieta, CA / Stanford
19	Bachmeier, Tiger	WR	6-1	190	Jr.	Murrieta, CA / Stanford
4	Bamba, Mory	CB	6-3	190	R-Sr.	Menomonee Falls, WI / Tyler JC
15	Beasley, Tavion	CB	5-10	180	Jr.	Inglewood, CA / San Diego State
10	Bourguet, Treyson	QB	6-2	205	R-Jr.	Tucson, AZ / Western Michigan
72	Brown, Joe	OL	6-4	305	R-Fr.	Cedar Hills, UT / Lone Peak HS
59	Brown, Siosefa	DE	6-4	230	Fr.	Salt Lake City, UT / Highland HS
33	Bryant-Strother, Choe	LB	6-3	240	R-Sr.	Atlanta, GA / UCLA
79	Chidester, Kaden	OL	6-8	325	R-So.	Richfield, UT / Richfield HS
39	Clark, Crew	S	6-1	195	Fr.	Sugar City, ID / Sugar-Salem HS
90	Clegg, Hunter	DE	6-4	248	Fr.	American Fork, UT / American Fork HS
86	Clement, Cole	TE	6-4	240	Fr.	Springville, UT / Springville HS
26	Criss, Jordyn	CB	6-2	165	Fr.	Arlington, TX / Seguin HS
28	Damuni, Jovesa	RB	6-0	190	R-Fr.	Providence, UT / Ridgeline HS
3	Damuni, Raider	S	6-1	205	Jr.	Provo, UT / Timpview HS
20	DeVries, Cannon	CB	6-0	185	Fr.	North Ogden, UT / Weber HS
31	Doe, Kevin	CB	6-3	205	R-So.	Salt Lake City, UT / East HS
37	Douglas, Joseph	S	6-2	205	Fr.	Stansbury Park, UT / Tooele HS
29	Dunlap, Jayden	CB	6-0	185	R-Sr.	Carson, CA / Cerritos College
97	Dunn, Matthias	K	6-0	200	R-Jr.	Heber City, UT / Wasatch HS
87	Erickson, Ethan	TE	6-5	245	R-Sr.	Laie, HI / Kahuku HS
54	Esera, Siale	LB	6-3	245	R-So.	Provo, UT / Timpview HS
44	Ferrin, Will	K	6-3	175	R-Sr.	Kaysville, UT / Boise State
99	Fetuli, Ulavai	DT	6-4	275	Fr.	Laie, HI / La Habra HS
41	Finau, Lucky	RB	5-11	230	R-So.	Sandy, UT / Alta HS
97	Fonohema, Kinilau	DE	6-5	240	R-Fr.	Mapleton, UT / Springville HS
7	Frischknecht, Reggie	WR	6-4	200	So.	Ephraim, UT / Weber State/Snow College
16	Geilman, Emerson	QB	6-3	200	Fr.	Bountiful, UT / Bountiful HS
75	Gentry, Andrew	OL	6-8	315	R-Jr.	Littleton, CO / Michigan
16	Glasker, Isaiah	LB	6-5	240	R-Jr.	South Jordan, UT/Bingham HS
26	Grimes, Garrison	LS	6-2	220	R-Sr.	American Fork, UT / Baylor
5	Hagen, Cody	WR	6-1	185	So.	Draper, UT / Corner Canyon HS
17	Hagen, Cole	QB	6-1	185	R-So.	Draper, UT / Corner Canyon HS
21	Hall, Miles	LB	6-1	230	R-So.	St. George, UT / Skyline HS
3	Hillstead, McCae	QB	5-10	195	R-So.	Lehi, UT / Utah State
66	Hingano, Sione	OL	6-5	300	R-Fr.	Chandler, AZ / Chandler HS
71	Jatta, Isaiah	OL	6-6	315	R-Sr.	San Diego, CA / Colorado
0	Johnson, Evan	CB	6-0	185	R-Jr.	Monterey, CA / Stevenson HS
2	Kabeya, Jonathan	CB	5-10	177	So.	Richland Hills, TX / Nelson HS
35	Kalama, Jarinn	S	6-3	205	R-Fr.	Hurricane, UT / Wasatch HS
18	Kaufusi, Ace	LB	6-4	237	R-So.	Kahuku, HI / Kahuku HS
34	Kaufusi, Maika	LB	6-3	235	R-So.	Cottonwood Heights, UT / Alta HS
88	Kelleher, Tucker	TE	6-6	225	Fr.	Alpharetta, GA / Alpharetta HS
17	Kelly, Jack	LB	6-2	242	R-Sr.	Keams, UT / Weber State
84	Keone, Kila	WR	6-3	175	Fr.	Honolulu, HI / Moanalua HS
11	Kingston, Parker	WR	5-11	185	R-Jr.	Layton, UT / Roy HS
66	Kirkland, Justin	DT	6-3	340	Sr.	West Haven, UT / Oklahoma State
91	Lapuahe, Weylin	OL	6-4	310	Sr.	South Jordan, UT / Utah State
93	Latu-Finau, Kelepi	DT	6-5	280	Fr.	Oakland, CA / Alameda HS
59	Latu-Finau, Siosua	OL	6-5	310	Fr.	Oakland, CA / Alameda HS
27	Leach, Matthias	S	6-3	180	R-Fr.	Fort Worth, TX / Chisolm Trails HS
55	Leausa, Austin	OL	6-5	315	Sr.	Jordan, UT / Southern Utah
76	Lewis, Jeff	OL	6-6	295	Fr.	Orem, UT / Orem HS
7	Lutuli, Logan	DE	6-2	260	R-Sr.	West Valley City, UT / Weber State/Hunter HS
10	Maile-Kaufusi, Orion	DE	6-3	245	R-Fr.	Salt Lake City, UT / East HS
51	Makasini, Sonny	OL	6-4	315	R-Fr.	Provo, UT / Timpview HS
4	Martin, LJ	RB	6-2	220	Jr.	El Paso, TX / Canutillo HS
32	McKenzie, Marcus	CB	5-11	185	R-So.	St. George, UT / Pine View HS
50	McManus, Maverick	DT	6-5	270	Fr.	Saratoga Springs, UT / Westlake HS
34	Miska, Charlie	RB	5-11	215	R-Fr.	Lorton, VA / South County HS
63	Mitchell, Bruce	OL	6-4	305	R-Jr.	Kamas, UT/South Summit HS
30	Moa, Sione	RB	5-10	215	So.	Victorville, CA / Timpview HS
82	Moeaki, Noah	TE	6-3	245	R-Fr.	American Fork, UT / American Fork HS
0	Nacua, Tei	WR	6-2	185	R-Fr.	Provo, UT / Timpview HS
21	Nawahine, Enoch	RB	5-10	205	R-Sr.	Kahuku, HI / Utah State
45	Nead, Keayen	TE	6-5	265	Jr.	Sugar City, ID / New Mexico
80	Nye, Jacob	TE	6-5	235	Fr.	Melissa, TX / Melissa HS
85	Olsen, Anthony	TE	6-4	250	R-Jr.	Salt Lake City, UT / Olympus HS
95	Ostler, Trevin	TE	6-4	320	R-Jr.	Bountiful, UT / Bountiful HS
72	Pakofe, Kaufusi	DT	6-3	345	Sr.	Kahuku, HI / Weber State
67	Pay, Trevor	OL	6-3	295	R-Fr.	Highland, UT / Lone Peak HS
38	Payne, Logan	RB	5-10	210	Fr.	Pleasant View, UT / Weber HS
42	Payne, Tyler	LB	6-1	220	Fr.	Pleasant View, UT / Weber HS
13	Phillips, Jojo	WR	6-5	205	R-So.	Lancaster, CA / Sierra Canyon HS
45	Po'uha, Vilami	DE	6-3	270	So.	South Jordan, UT / Bingham HS
22	Prassas, Tommy	S	6-2	195	So.	Chandler, AZ / Basha HS
94	Purcell, Anisi	DT	6-3	305	R-Jr.	West Bountiful, UT / Southern Utah
29	Reay, Rowan	WR	6-3	190	Jr.	Provo, UT / Timpview HS
12	Rex, Preston	RB	6-0	195	R-So.	San Clemente, CA / San Clemente HS
2	Roberts, Chase	WR	6-4	210	R-Sr.	Highland, UT / American Fork HS
22	Roberts, Trey	WR	6-1	185	Fr.	American Fork, UT / American Fork HS
20	Ryan, Carsen	TE	6-4	250	R-Sr.	Orem, UT / Utah
11	Satuala, Faletau	S	6-4	210	So.	Bountiful, UT / Bountiful HS
48	Schoonover, Bodie	DE	6-3	265	R-Jr.	American Fork, UT / American Fork HS
64	Starcio, Kyle	OL	6-4	310	R-Jr.	Peoria, AZ / Southern Utah
19	Shurtz, Fuller	P	5-11	179	So.	Katy TX / Katy HS
43	Smith, Ty	LS	6-0	195	R-Fr.	Gilbert, AZ / Highland HS
57	Tanuvasa, Keanu	DT	6-4	300	R-Jr.	Mission Viejo, CA / Utah
55	Taumoepeau, John	DT	6-2	300	Sr.	Renton, WA / Snow College
5	Taumoepeau, Nusi	DE	6-3	245	Fr.	Saratoga Springs, UT / Westlake HS
52	Tautua, Vincent	DE	6-3	260	Fr.	Ewa Beach, HI / Saint Louis HS
78	Thomason, Ethan	OL	6-8	305	Fr.	Fort Collins, CO / Richmond Hills HS
98	Tuala, Sani	DE	6-5	270	R-So.	Sydney, Australia / Citrus College
70	Tupou, Ikinasio	OL	6-6	295	R-Fr.	Palo Alto, CA / Palo Alto HS
35	Vander Haar, Sam	P	6-0	220	R-Jr.	Melbourne, Australia / Pittsburgh
24	VanSteenkiste, Payton	S	5-11	195	R-Fr.	Rigby, ID / Rigby HS
46	Wall, Kendal	DT	6-4	250	Fr.	Herriman, UT / Mountain Ridge HS
28	Wall, Tanner	S	6-1	205	R-Sr.	Arlington, VA / Yorktown HS
53	Watson, Pierson	LB	6-3	225	Fr.	Flagstaff, AZ / Cococino HS
68	Williams, Andrew	OL	6-8	295	Fr.	Kirksville, MO / Kirksville HS
24	Wood, Ethan	TE	6-5	250	So.	Heber City, UT / New Mexico State
83	Zundel, Will	TE	6-5	240	R-Fr.	Highland, UT / American Fork HS



LISTEN TO EACH
PLAYER SAY HIS
NAME HERE!



Tausili Akana
Therrian Alexander
Talan Alfrey
Ephraim Asiata
Bachmeier
Mory Bamba
Tavion Beasley
Treyson Bourguet
Siosefa Brown
Choe Bryant-Strother
Jordyn Criss
Jovesa Damuni
Raider Damuni
Cannon DeVries
Siale Esera
Ululati Fetuli
Lucky Finau
Kinilau Fonohema
Reggie Frischnecht
Emerson Geilman
Sione Hingano
Ace Kaufusi
Isaiah Jatta
Jonathan Kabeya
Maika Kaufusi
Kila Keone
Weylin Lapuahe
Kelepi Latu-Finau
Siosua Latu-Finau
Austin Leausa
Logan Lutui
Maile-Kaufusi
Sonny Makasini
Charlie Miska
Sione Moa
Noah Moeaki
Tei Nacua
Enoch Nawahine
Keayen Nead
Kaufusi Pakofe
Vilami Po'uha
Tommy Prassas
Alvin Pufua
Anisi Purcell
Rowan Reay
Faletau Satuala
Bodie Schoonover
Kyle Starcio
Keanu Tanuvasa
Nusi Taumoepeau
Vincent Tautua
Sani Tuala
Ikinasio Tupou
Sam Vander Haar
Kalani Sitake
Fesi Sitake
Justin Ena
Jernaro Gifford
Sione Po'uha
Harvey Unga

Tou-see-lee Ah-kah-nuh
Thare-ee-an
Tallen AL-free
AH-see-AH-tah
BOCK-my-er
More-ee BOM-bah
Tay-vee-on
Bore-GAY
See-oh-sef-uh
Chay Bryant-Stroth-er
Jordan Criss
Jo-ves-uh Dah-MOO-nee
Dah-MOO-nee
Can-un DE-vrees
See-all-ay Es-sare-uh
OO-luh-vye Feh-too-lee
Fee-now
Kee-nee-lau Foh-no-hem-uh
Frisch-nekt
Guile-man
See-OH-nay Hing-GAH-no
Kah-foo-see
Jah-tuh
Kah-bay-uh
Kah-foo-see
Kee-luh KEE-OH-nay
Way-lin Lah-poo-ah-ho
Keh-leh-pee Lah-too Fee-now
See-oh-see-wah ""
Lay-OO-suh
Loo-TOO-ee
MY-lay Kah-foo-see
Mah-kah-see-nee
Miss-kuh
See-OH-nay Mo-uh
MOH-ee-AH-kee
Tay Nah-KOO-uh
Ee-nick Nah-wah-hee-nay
KEE-an Need
Kah-foo-see Pah-KOH-fay
Vil-ee-AH-mee Po-OO-ha
Prass-as
Pew-FOO-uh
Ah-NEE-see
Ray
FALL-eh-tau SAW-too-all-uh
Skoo-nover
Star-choke
KEE-ah-noo TAH-noo-VAH-suh
New-see Tou-moy-pay-ow
Tou-too-uh
Saw-nee Too-ALL-uh
ee-kee-nah-see-oh TOO-poh
Vander-Har
kah-lah-nee see-tah-kay
FES-ee see-tah-kay
EN-Uh
Jer-nar-oh
See-oh-nay PoOO-ha
Oong-ah

BROTHERS IN ARMS

BYU also has six sets of brothers on the current roster

Alfrey	Talan and Berkley
Bachmeier	Tiger and Bear
Hagen	Cole and Cody
Latu-Finau	Siosua and Kelepi
Payne	Tyler and Logan
Roberts	Chase and Trey

AVERAGE AGE

The average age of BYU's player is 21.5 years old entering the 2025 season. BYU's youngest player turned 18 in the summer just before the season started while its oldest is 28.

FATHERS AND SONS

BYU has a family legacy unique to many other institutions. This year's squad features 12 players with fathers who also played football at BYU.

Raider Damuni, S	Jack Damuni S (1993-94)
Jeff Lewis (OL)	Chad Lewis TE (1993-96)
Marcus McKenzie (CB)	Brian McKenzie RB (1996-97)
Noah Moeaki, TE	John Moeaki LB, 1994
Trevor Pay, OL	Garry Pay, OL (1986, 89-92)
Logan/Tyler Payne	Matt Payne P/K (2000-04)
Preston Rex, S	Byron Rex TE (1986, 89-92)
Chase/Trey Roberts, WR	Kyle Roberts DB (1987, 90-93)
Ty Smith, LS	Tyson Smith S (1999-00)



OFFENSE

QB	47	Bear Bachmeier	6-2	230	Fr.
	3	McCae Hillstead	5-10	195	R-So.
	-or-	10	Treyson Bourguet	6-2	205
	16	Emerson Geilman	6-3	200	Fr.
RB	21	Enoch Nawahine	5-10	205	R-Sr.
	-or-	28	Jovesa Damuni	6-0	190
	-or-	12	Preston Rex	6-0	195
					R-So
WR	2	Chase Roberts	6-4	210	R-Sr.
	0	Tei Nacua	6-2	180	R-Fr.
	-or-	7	Reggie Frischknecht	6-4	200
					So.
WR	11	Parker Kingston	5-11	185	R-Jr.
	19	Tiger Bachmeier	6-1	190	Jr.
WR	13	Jojo Phillips	6-5	205	R-So.
	-or-	5	Cody Hagen	6-1	185
					So.
TE	20	Carsen Ryan	6-4	250	R-Sr.
	45	Keayen Nead	6-5	265	Jr.
	-or-	87	Ethan Erickson	6-5	245
	-or-	82	Noah Moeaki	6-3	245
					R-Fr.
LT	71	Isaiah Jatta	6-6	315	R-Sr.
	79	Kaden Chidester	6-8	325	R-So.
LG	61	Weylin Lapuaho	6-4	310	Sr.
	51	Sonny Makasini	6-4	315	R-Jr.
C	63	Bruce Mitchell	6-4	305	R-Jr.
	67	Trevor Pay	6-3	295	R-Fr.
RG	64	Kyle Sfarcioc	6-4	310	R-Jr.
	51	Sonny Makasini	6-4	315	R-Jr.
RT	75	Andrew Gentry	6-8	315	R-Jr.
	55	Austin Leausa	6-5	315	Sr.

DEFENSE

DE	48	Bodie Schoonover	6-3	265	R-Jr.
	-or-	45	Viliami Po'uha	6-3	270
					So.
N	57	Keanu Tanuvasa	6-4	300	R-Jr.
	94	Anisi Purcell	6-3	305	R-Jr.
	72	Kaufusi Pakofe	6-3	345	Sr.
T	55	John Taumoepeau	6-2	300	Sr.
	96	Justin Kirkland	6-3	340	Sr.
	99	Ulavai Fetuli	6-4	275	Fr.
OE	7	Logan Lutui	6-2	260	R-Sr.
	90	Hunter Clegg	6-4	248	Fr.
	-or-	13	Tausili Akana	6-3	235
	10	Orion Maile-Kaufusi	6-3	245	R-Fr.
SAM	16	Isaiah Glasker	6-5	240	R-Jr.
	5	Nusi Taumoepeau	6-3	245	Fr.
	-or-	34	Maika Kaufusi	6-3	235
					R-So.
MACK	54	Siale Esera	6-3	245	R-So.
	21	Miles Hall	6-1	230	R-So.
	23	Pierson Watson	6-2	225	Fr.
ROVER	17	Jack Kelly	6-2	242	R-Sr.
	34	Maika Kaufusi	6-3	235	R-So.
SS	11	Faletau Satuala	6-4	210	So.
	25	Talan Alfrey	6-2	205	R-Sr.
	35	Jarinn Kalama	6-3	205	R-Fr.
FS	28	Tanner Wall	6-1	205	R-Sr.
	3	Raider Damuni	6-1	200	Jr.
	27	Matthias Leach	6-3	180	R-Fr.
NICK	2	Jonathan Kabeya	5-10	177	So.
	15	Tayvion Beasley	5-10	180	Jr.
	22	Tommy Prassas	6-2	195	So.
CB	0	Evan Johnson	6-0	180	R-Jr.
	29	Jayden Dunlap	6-0	185	R-Sr.
	26	Jordyn Criss	6-2	165	Fr.
CB	1	Therrian Alexander III	6-2	175	So.
	-or-	4	Mory Bamba	6-3	190
					R-Sr.

SPECIALISTS

P	35	Sam Vander Haar	6-0	220	R-Jr.
	19	Fuller Shurtz	5-11	179	So.
KO	44	Will Ferrin	6-3	175	R-Sr.
	97	Matthias Dunn	6-0	200	R-Jr.
PK	44	Will Ferrin	6-3	175	R-Sr.
	97	Matthias Dunn	6-0	200	R-Jr.
H	35	Sam Vander Haar	6-0	220	R-Jr.
	19	Fuller Shurtz	5-11	179	So.

LS	26	Garrison Grimes	6-2	220	R-Sr.
	43	Ty Smith	6-0	195	R-Fr.
KRET	5	Cody Hagen	6-1	185	So.
	19	Tiger Bachmeier	6-1	190	Jr.
PRET	11	Parker Kingston	5-11	185	R-Jr.
	-or-	19	Tiger Bachmeier	6-1	190
					Jr.



PLAYERS

DE Tausili Akana

Big 12 Honorable Mention Defensive Newcomer of the Year

QB Bear Bachmeier

Big 12 Offensive Freshman of the Year

Sports Info Solutions Honorable Mention All-Big 12

Big 12 Offensive Player of the Week (Nov 17)

Big 12 Freshman of the Week (seven times)

Davey O'Brien Award's Great 8 (Oct 27, Nov 17)

Shaun Alexander Freshman of the Year Award semifinalist

Davey O'Brien Award semifinalist

Davey O'Brien Award QB Class of 2025

Manning Award Quarterback of the Week (Oct 29)

Manning Award Watch List

DE Hunter Clegg

Big 12 Honorable Mention Defensive Freshman of the Year

K Will Ferrin

Second-Team All-Big 12

Special Teams Player of the Week (Nov 17)

Senior Bowl

OL Andrew Gentry

Big 12 Honorable Mention Offensive Newcomer of the Year

LB Isaiah Glasker

Third-Team All-Big 12

LS Garrison Grimes

AFCA Second-Team All-America

Patrick Mannelly Award semifinalist

Honorable Mention All-Big 12

OL Isaiah Jatta

Third-Team All-Big 12

CB Evan Johnson

Sports Info Solutions First-Team All-Big 12

Pro Football Network Second-Team All-Big 12

Honorable Mention All-Big 12

Thorpe Award National Defensive Back of the Week (Sept 23)

LB Jack Kelly

First-Team All-Big 12

Pro Football Network Third-Team All-Big 12

Senior Bowl

WR/PR Parker Kingston

Second-Team All-Big 12

Pro Football Network First-Team All-Big 12 (WR)

Pro Football Network Second-Team All-Big 12 (PR)

Big 12 Special Teams Player of the Week (Dec 1)

Paul Hornung Award Honor Roll (Oct 7, Oct 14)

RB LJ Martin

Pro Football Network Second-Team All-America

Pro Football Network First-Team All-Big 12

Big 12 Offensive Player of the Year

Big 12 First-Team All-Conference

Pro Football Focus All-Big 12 Team

Sports Info Solutions First-Team All-Big 12

Semifinalist Earl Campbell Tyler Rose Award

Earl Campbell Tyler Rose Award National Player of the Week HM (four times)

Big 12 Offensive Player of the Week (Oct 13, Nov 24)

OL Bruce Mitchell

First-Team All-Big 12

Pro Football Network First-Team All-Big 12

Pro Football Focus All-Big 12 Team

Rimington Trophy Watchlist

WR Chase Roberts

Third-Team All-Big 12

TE Carsen Ryan

Honorable Mention All-Big 12

S Faletau Satuala

FWAA Second-Team All-America

Sports Info Solutions First-Team All-Big 12

Third-Team All-Big 12

Lott Trophy Player of the Week (Oct 29)

Big 12 Defensive Player of the Week (Oct 27)

DE Bodie Schoonover

Honorable Mention All-Big 12

DT Keanu Tanuvasa

Honorable Mention All-Big 12

DT John Taumoepeau

Honorable Mention All-Big 12

P Sam Vander Haar

Ray Guy Award – Ray's 8 honoree (Sept 9, Sept 22)

S Tanner Wall

Allstate AFCA Good Works Team

First-Team All-Big 12

Pro Football Focus All-Big 12 Team

Sports Info Solutions Second-Team All-Big 12

Wuerffel Trophy finalist

Pop Warner College Football Award finalist

Jason Witten Collegiate Man of the Year semifinalist

NFF William V. Campbell Trophy semifinalist

Burlsworth Trophy candidate

Big 12 Defensive Player of the Week (Oct. 20)

Athlon Sports Preseason Fourth Team All-Big 12

COACHES/STAFF

Director of Player Personnel Justin Anderson

Finalist FootballScoop Football Personnel Award

Offensive Coordinator/QB Coach Aaron Roderick

Finalist FootballScoop Quarterback Coach of the Year

Semifinalist Broyles Award

Head Coach Kalani Sitake

Buddy Teevens Award

Big 12 Coach of the Year

George Munger Coach of the Year semifinalist

Dodd Trophy Watch List

Paul "Bear" Bryant Coach of the Year Award Watch List

TEAM

Defensive Line

Big 12 Defensive Line of the Week (Nov 17, Nov 24)



2025 SCORING DRIVES

QTR	OPP.	SCORING PLAY	PLAYS-YDS, TOP
1	Portland State	#17 J.Kelly 54 yd blocked field goal return (#44 W.Ferrin kick)	-
1	Portland State	#2 C.Roberts 4 yd pass from #47 B.Bachmeier (#44 W.Ferrin kick)	4-56, 02:23
2	Portland State	#2 N.Moeaki 5 yd pass from #47 B.Bachmeier (#44 W.Ferrin kick)	7-48, 02:55
2	Portland State	#5 C.Hagen 57 yd rush (#44 W.Ferrin kick)	4-84, 01:53
2	Portland State	#47 B.Bachmeier 4 yd rush (#44 W.Ferrin kick)	2-6, 00:25
2	Portland State	#20 C.Ryan 22 yd pass from #47 B.Bachmeier (#44 W.Ferrin kick)	4-91, 01:24
2	Portland State	#47 B.Bachmeier 12 yd rush (#44 W.Ferrin kick)	4-58, 01:05
2	Portland State	#44 W.Ferrin 25 yd FG	15-68, 08:27
2	Portland State	#44 W.Ferrin 56 yd FG	6-12, 03:11
2	Portland State	#89 D.McKenzie 41 yd rush (#44 W.Ferrin kick)	2-53, 00:13
2	Portland State	#34 C.Miska 5 yd rush (#44 W.Ferrin kick)	15-79, 10:21
1	Stanford	#47 B.Bachmeier 3 yd rush (#20 C.Ryan rush failed)	6-85, 03:16
2	Stanford	#44 W.Ferrin 36 yd FG	4-1, 02:03
2	Stanford	#44 W.Ferrin 30 yd FG	5--7, 01:59
2	Stanford	SAFETY	--
3	Stanford	#44 W.Ferrin 21 yd FG	13-72, 06:04
3	Stanford	#30 S.Moa 8 yd rush (#44 W.Ferrin kick)	5-43, 02:21
4	Stanford	#44 W.Ferrin 23 yd FG	8-69, 03:58
1	ECU	#44 W.Ferrin 40 yd FG	8-38, 03:44
2	ECU	#44 W.Ferrin 23 yd FG	9-74, 04:18
2	ECU	#0 E.Johnson 4 yd interception return (#44 W.Ferrin kick)	--
3	ECU	#20 C.Ryan 20 yd pass from #47 B.Bachmeier (#44 W.Ferrin kick)	2-47, 00:49
4	ECU	#47 B.Bachmeier 16 yd rush (#44 W.Ferrin kick)	8-52, 04:51
4	ECU	#4 L.Martin 41 yd rush (#44 W.Ferrin kick)	9-75, 04:27
1	Colorado	#44 W.Ferrin 28 yd FG	8-65, 04:23
2	Colorado	#2 C.Roberts 5 yd pass from #47 B.Bachmeier (#44 W.Ferrin kick)	10-94, 03:24
3	Colorado	#2 C.Roberts 4 yd pass from #47 B.Bachmeier (#44 W.Ferrin kick)	9-74, 04:51
4	Colorado	#5 C.Hagen 32 yd rush (#44 W.Ferrin kick)	8-77, 03:33
1	West Virginia	#11 P.Kingston 1-yard rush (#44 W.Ferrin kick)	1-1, 00:05
1	West Virginia	#11 P.Kingston 54-yard pass from #47 B.Bachmeier (#44 W.Ferrin kick)	3-57, 01:16
2	West Virginia	#4 L.Martin 4 yd rush (#44 W.Ferrin kick)	2-89, 00:54
2	West Virginia	#47 B.Bachmeier 2 yd rush (#44 W.Ferrin kick)	9-73, 01:31
3	West Virginia	#44 W.Ferrin 37 yd FG	15-55, 07:59
4	West Virginia	#4 L.Martin 1 yd rush (#44 W.Ferrin kick)	12-75, 06:42
1	Arizona	#4 L.Martin 28 yd rush (#44 W.Ferrin kick)	8-66, 03:21
1	Arizona	#11 P.Kingston 75 yd pass from #47 B.Bachmeier (#44 W.Ferrin kick)	4-94, 02:18
4	Arizona	#44 W.Ferrin 24 yd FG	15-69, 07:06
4	Arizona	#47 B.Bachmeier 2 yd rush (#44 W.Ferrin kick)	11-47, 02:36
OT	Arizona	#44 W.Ferrin 45 yd FG	4-2, --
20T	Arizona	#47 B.Bachmeier 7 yd rush (#2 C.Roberts pass from #47 B.Bachmeier failed)	5-25, --
2	Utah	#2 C.Roberts 17 yd pass from #47 B.Bachmeier (#44 W.Ferrin kick)	6-81, 03:00
2	Utah	#44 W.Ferrin 26 yd FG	10-33, 02:18
4	Utah	#11 P.Kingston 12 yd rush (#44 W.Ferrin kick)	5-81, 02:46
4	Utah	#47 B.Bachmeier 22 yd rush (#44 W.Ferrin kick)	8-64, 05:02
1	Iowa State	#4 L.Martin 4 yd rush (#44 W.Ferrin kick)	5-68, 02:32
2	Iowa State	#44 W.Ferrin 50 yd FG	7-42, 02:11
2	Iowa State	#11 P.Kingston 12 yd pass from #47 B.Bachmeier (#44 W.Ferrin kick)	10-60, 01:20
3	Iowa State	#44 W.Ferrin 27 yd FG	11-57, 04:08
3	Iowa State	#47 B.Bachmeier 9 yd rush (#44 W.Ferrin kick)	11-79, 04:28
4	Iowa State	#11 P.Kingston 27 yd pass from #47 B.Bachmeier (#44 W.Ferrin kick)	3-33, 00:44
4	Iowa State	#11 F.Satuala 40 yd interception return (#44 W.Ferrin kick)	--
4	Texas Tech	#2 C.Roberts 6 yd pass from #47 B.Bachmeier (#44 W.Ferrin kick)	8-75, 03:11
1	TCU	#44 W.Ferrin 52 yd FG	10-45, 03:47
1	TCU	#11 P.Kingston 11 yd rush (#44 W.Ferrin kick)	10-91, 06:02
2	TCU	#47 B.Bachmeier 17 yd rush (#44 W.Ferrin kick)	10-75, 05:44
2	TCU	#20 C.Ryan 43 yd pass from #47 B.Bachmeier (#44 W.Ferrin kick)	4-75, 01:03
2	TCU	#44 W.Ferrin 35 yd FG	10-58, 01:14
3	TCU	#44 W.Ferrin 29 yd FG	12-64, 06:05
4	TCU	#4 L.Martin 1 yd rush (#44 W.Ferrin kick)	8-43, 04:33
4	TCU	#28 T.Wall 68 yd interception return (#44 W.Ferrin kick)	--
1	Cincinnati	#47 B.Bachmeier 6 yd rush (#44 W.Ferrin kick)	10-50, 05:13
2	Cincinnati	#44 W.Ferrin 31 yd FG	11-61, 04:38
3	Cincinnati	#4 L.Martin 1 yd rush (#44 W.Ferrin kick)	11-66, 05:24
4	Cincinnati	#44 W.Ferrin 32 yd FG	12-56, 06:06
4	Cincinnati	#4 L.Martin 33 yd rush (#11 P.Kingston pass from #47 B.Bachmeier failed)	9-75, 03:34
2	UCF	#4 L.Martin 1 yd rush (#44 W.Ferrin kick)	9-65, 04:59
2	UCF	#4 L.Martin 1 yd rush (#44 W.Ferrin kick)	7-54, 04:01
2	UCF	#44 W.Ferrin 26 yd FG	10-72, 01:51
3	UCF	#4 L.Martin 4 yd rush (#44 W.Ferrin kick)	10-75, 06:06
3	UCF	#11 P.Kingston 55 yd punt return (#44 W.Ferrin kick)	--
3	UCF	#11 P.Kingston 46 yd pass from #47 B.Bachmeier (#44 W.Ferrin kick)	6-75, 02:37
4	UCF	#44 W.Ferrin 50 yd FG	7-30, 03:44
1	Texas Tech	#4 L.Martin 10 yd rush (#44 W.Ferrin kick)	14-90, 06:50

2025 BYU SUPERLATIVES

Overall record	11-2
Current streak	Lost 1
Home record	6-0
Current home streak	Won 7
Road record	5-1
Current road streak	Won 1
Neutral record	0-1
Current neutral streak	Lost 1
Day games	2-2
Current day streak	Lost 1
Night games	9-0
Current night streak	Won 11
Thursday games	0-0
Current Thursday streak	Won 1
Friday games	1-0
Current Friday streak	Won 4
BYU wins toss	7-1
BYU loses toss	4-1
BYU scores first	7-1
Opp. scores first	4-1
BYU leads after 1Q	6-1
BYU trails after 1Q	3-1
Tied after 1Q	2-0
BYU leads at half	8-0
BYU trails at half	3-2
Tied at the half	0-0
BYU leads after 3Q	8-0
BYU trails after 3Q	2-2
Tied after 3Q	1-0
OT Games	1-0
BYU has more yards	9-0
Opp. has more yards	2-2
Yards even	0-0
BYU has more turnovers	3-1
Opp. has more turnovers	7-1
Turnovers are equal	1-0
Record in August	1-0
Streak	Won 2
Record in September	3-0
Streak	Won 8
Record in October	4-0
Streak	Won 7
Record in November	3-2
Streak	Lost 1
Vs. top-25 teams	1-2
Streak	Lost 1
Vs. non-ranked teams	9-0
Streak	Won 9
Vs. FCS Teams	1-0
Streak	Won 20
On ESPN	4-0
On ESPN2	3-0
On ESPN3	0-0
On ESPNWS	0-0
On ESPN+	1-0
On ABC	0-2
On NBC	0-0
On FOX	3-0
On FS1	0-0
On FS2	0-0
On CBS Sports	0-0
On SEC Network	0-0
On BYUtv	0-0
Navy Helmet, Navy Jersey, White Pants	1-0
White Helmet, Royal Jersey, Royal Pants	1-0
White Helmet, White Jersey, Royal Pants	1-0
White Helmet, White Jersey, White Pants	1-1
White Helmet, Royal Jersey, Royal Pants	1-0
Royal Helmet, White Jersey, Royal Pants	2-0
Royal Helmet, Royal Jersey, Royal Pants	1-0
Royal Helmet (Sailor Coug Logo), Royal Jersey, Royal Pants	0-1
White Helmet, Royal Jersey, White Pants	1-0
Royal Helmet, White Jersey, White Pants	1-0
Royal Helmet, Royal Jersey, White Pants	1-0

Scoring by quarter	1st	2nd	3rd	4th	OT	Total
BYU	85	114	53	113	9	374
Opponents	51	67	37	68	3	226

MOST PLAYS IN A SCORING DRIVE: 15 (Portland State, West Virginia, Arizona)
 MOST YARDS IN SCORING DRIVE: 94, (Colorado)
 MOST TIME ELAPSED IN A SCORING DRIVE: 10:21 (Portland State)
 FEWEST PLAYS IN A SCORING DRIVE: 1 (West Virginia)
 FEWEST YARDS IN SCORING DRIVE: -7 (Stanford), -2 (Arizona), 1 (West Virginia)
 LEAST TIME ELAPSED IN SCORING DRIVE: 0:05 (West Virginia)

STATISTIC	NATIONAL RANK	CONFERENCE RANK	VALUE	NATIONAL LEADER	VALUE	CONFERENCE LEADER	VALUE
3rd Down Conversion Pct (134 ranked)	57	4	0.409	Indiana	0.558	Utah	0.528
3rd Down Conversion Pct Defense (134 ranked)	20	3	0.333	Texas A&M	0.227	Texas Tech	0.308
4th Down Conversion Pct (134 ranked)	42	7	0.6	Georgia	0.765	Cincinnati	0.762
4th Down Conversion Pct Defense (134 ranked)	25	2	0.444	Iowa	0.263	Texas Tech	0.294
Blocked Kicks (52 ranked)	52	10	1	Penn St.	5	Texas Tech	5
				Texas Tech	5		
Blocked Kicks Allowed (134 ranked)	1	1	0	52 teams tied	0	8 teams tied	0
Blocked Punts (21 ranked)				Texas Tech	5	Texas Tech	5
Blocked Punts Allowed (133 ranked)	1	1	0	85 teams tied	0	10 teams tied	0
Completion Percentage (134 ranked)	54	3	0.632	Ohio St.	0.78	Texas Tech	0.663
Defensive TDs (55 ranked)	10	1	3	Louisiana Tech	7	5 teams tied	3
Fewest Penalties (134 ranked)	52	9	71	Army West Point	34	Kansas St.	49
				Iowa	34		
Fewest Penalties Per Game (134 ranked)	40	6	5.46	Army West Point	2.83	Kansas St.	4.08
				Iowa	2.83		
Fewest Penalty Yards (134 ranked)	41	6	586	Army West Point	285	Kansas St.	459
Fewest Penalty Yards Per Game (134 ranked)	28	5	45.08	Army West Point	23.75	Kansas St.	38.25
First Downs Defense (134 ranked)	49	8	230	Indiana	165	Texas Tech	180
First Downs Offense (134 ranked)	28	4	280	North Texas	334	Texas Tech	308
Fumbles Lost (133 ranked)	99	13	8	5 teams tied	1	Houston	4
Fumbles Recovered (132 ranked)	64	10	6	Texas Tech	15	Texas Tech	15
Kickoff Return Defense (134 ranked)	8	1	15.23	Florida St.	8.5	BYU	15.23
Kickoff Returns (134 ranked)	17	3	24.21	Virginia	34	Texas Tech	27.75
Net Punting (134 ranked)	73	8	39.28	Baylor	45	Baylor	45
Passes Had Intercepted (133 ranked)	12	3	6	UConn	1	Cincinnati	5
						Utah	5
Passes Intercepted (134 ranked)	10	2	16	Southern Miss.	21	Arizona	19
				Notre Dame	21		
Passing Offense (134 ranked)	85	10	213.2	Fla. Atlantic	340.2	Baylor	309.6
Passing Yards Allowed (134 ranked)	49	7	206.3	Ohio St.	129.1	Arizona	155.9
Passing Yards per Completion (134 ranked)	54	8	12.05	Air Force	17.96	Cincinnati	13.66
Punt Return Defense (134 ranked)	110	14	11.44	Clemson	0.22	Iowa St.	2.14
Punt Returns (134 ranked)	36	4	11.04	Iowa	29.2	Iowa St.	17.75
Red Zone Defense (134 ranked)	9	1	0.729	Ohio St.	0.667	BYU	0.729
				San Diego St.	0.667		
Red Zone Offense (134 ranked)	11	1	0.925	Oklahoma	1	BYU	0.925
Rushing Defense (134 ranked)	32	3	122.1	Texas Tech	68.5	Texas Tech	68.5
Rushing Offense (134 ranked)	37	4	184.4	Navy	289.3	Utah	269.8
Sacks Allowed (134 ranked)	17	4	1.23	Army West Point	0.5	Cincinnati	0.58
Scoring Defense (134 ranked)	20	4	19	Ohio St.	8.2	Texas Tech	10.9
Scoring Offense (134 ranked)	33	4	31.9	North Texas	44.8	Texas Tech	42.5
Tackles for Loss Allowed (134 ranked)	42	4	4.77	Texas A&M	2.83	Cincinnati	3.25
Team Passing Efficiency (134 ranked)	62	9	136.53	Indiana	184.01	Cincinnati	157.41
Team Passing Efficiency Defense (134 ranked)	24	4	116.7	Arizona	95.15	Arizona	95.15
Team Sacks (134 ranked)	49	6	2.31	Oklahoma	3.42	Texas Tech	3
				Texas A&M	3.42		
Team Tackles for Loss (134 ranked)	53	8	5.7	Oklahoma	9.6	Texas Tech	7.4
Time of Possession (134 ranked)	10	1	32:50	Army West Point	34:27	BYU	32:50
Total Defense (134 ranked)	28	3	328.4	Ohio St.	213.5	Texas Tech	254.4
Total Offense (134 ranked)	59	8	397.5	North Texas	504.3	Texas Tech	480.3
Turnover Margin (134 ranked)	21	4	0.62	Arizona	1.33	Arizona	1.33
Turnovers Gained (131 ranked)	14	4	22	Texas Tech	31	Texas Tech	31
Turnovers Lost (134 ranked)	50	5	14	UConn	2	Arizona	12
						Cincinnati	12
						Utah	12
Winning Percentage (134 ranked)	9	2	0.846	Indiana	1	Texas Tech	0.923

TEAM BY THE NUMBERS

19.0 BYU is No. 20 nationally in scoring defense at 20.0 points allowed per game.

16 The Cougar defense has 16 interceptions on the year and ranks No. 10 nationally. BYU led the nation with 22 picks in 2024 and have finished in the top 20 in three of the past four seasons.

328.4 BYU is the No. 28 total defense in the country, allowing an average of 328.4 yards per game after 12 games and No. 3 the Big 12.

33.3 BYU has allowed a third down conversion rate of 33.3 after 13 games, ranking No. 20 in the country. The Cougars have allowed 59 conversions in 177 attempts. BYU held TCU to 1 of 10 (10 percent), it's worst percentage since 2016.

39.58 BYU's red zone TD defense ranks No. 6 nationally and tops in the Big 12, allowing a TD rate of 39.58 percent. Opponents have reached the red zone 48 times scored touchdowns just 19 times. Overall, BYU ranks No. 9 in red zone defense, allowing points on 35 of 48 red zone trips (72.1 percent).

30 BYU's 30 sacks this year has already topped 2024's total of 20. It is tied for the most in a season by a BYU defense since 2015 (40 in 13 games). 30 sacks currently ranks No. 33 nationally.

184.4 BYU is No. 37 in rushing yards nationally with 184.4 yards per game. BYU ran for 468 vs. Portland State. It was the second-most in school history (550 vs. Texas, 2013). BYU ran for 208 at Colorado, 258 at AZ, 202 against Utah and 265 at Cincinnati.

1.23 BYU is No. 17 in sacks allowed per game at 1.23.

32:50 The Cougars have held the ball an average of 32:50 through 13 games, ranking No. 10 nationally.

49-8 BYU is 49-8 with a positive turnover margin under Kalani Sitake. Most recently +2 against UCF. BYU has had seven games without a turnover. The Cougars are currently No. 18 nationally in turnover margin at +8 on the year.

STATISTIC	PLAYER	NATL RANK	CONF RANK	VALUE	NATIONAL LEADER	VALUE	CONFERENCE LEADER	VALUE
All Purpose (200 ranked)	LJ Martin	12	2	120	Emmett Johnson, Nebraska	151.75	Raleek Brown, Arizona St.	120.5
Blocked Kicks (2 ranked)	Parker Kingston	92	13	87.92				
					Dani Dennis-Sutton, Penn St.	3	Jackson Bennee, Utah	2
							AJ McCarty, Texas Tech	2
Combined Kick Returns (199 ranked)							Oliver Miles III, Texas Tech	2
	Cody Hagen	42	6	404	Kaden Wetjen, Iowa	965	Kole Wilson, Baylor	705
	Parker Kingston	120	11	192				
Completion Percentage (122 ranked)	Bear Bachmeier	53	3	0.642	Julian Sayin, Ohio St.	0.784	Behren Morton, Texas Tech	0.67
Completions Per Game (100 ranked)	Bear Bachmeier	67	9	17.23	Caden Veltkamp, Fla. Atlantic	28.75	Sawyer Robertson, Baylor	25.33
Field Goal Percentage (119 ranked)	Will Ferrin	78	10	0.759	Kansel Matsuzawa, Hawaii	0.962	Noe Ruelas, UCF	0.882
Field Goals Per Game (144 ranked)	Will Ferrin	14	2	1.69	Aidan Birr, Georgia Tech	2.08	Jesus Gomez, Arizona St.	1.75
					Kansel Matsuzawa, Hawaii	2.08		
Forced Fumbles (20 ranked)					Jacob Rodriguez, Texas Tech	0.54	Jacob Rodriguez, Texas Tech	0.54
Fumbles Recovered (91 ranked)	Talan Alfrey	91	11	1	Jahzon Jacks, Fresno St.	4	10 players tied	2
	Mory Bamba	91	11	1				
	Raider Damuni	91	11	1				
	Isaiah Glasker	91	11	1				
	Viliami Po'uha	91	11	1				
	John Taumoepeau	91	11	1				
Interceptions Per Game (136 ranked)	Evan Johnson	39	8	0.31	Jakari Foster, Louisiana Tech	0.58	Bud Clark, TCU	0.4
	Tanner Wall	39	8	0.31			Jay'Vion Cole, Arizona	0.4
	Faletau Satuala	99	15	0.23			Treydan Stukes, Arizona	0.4
Kickoff Return TDs (5 ranked)	—				4 players tied	2	4 players tied	1
Kickoff Returns (45 ranked)	Cody Hagen	22	3	23.8	Cameron Pettaway, Bowling Green	33	Emmanuel Henderson Jr.,	25.3
Passes Defended (11 ranked)					Hezekiah Masses, California	1.5	Preston Hodge, Colorado	1.17
							Keith Abney II, Arizona St.	1.17
Passing Efficiency (122 ranked)	Bear Bachmeier	59	8	139.2	Julian Sayin, Ohio St.	182.1	Behren Morton, Texas Tech	162.5
Passing TDs (154 ranked)	Bear Bachmeier	70	11	14	Fernando Mendoza, Indiana	33	Sawyer Robertson, Baylor	31
Passing Yards (130 ranked)	Bear Bachmeier	43	5	2,708	Drew Mestemaker, North Texas	4,129	Sawyer Robertson, Baylor	3,681
Passing Yards Per Game (130 ranked)	Bear Bachmeier	66	8	208.3	Drew Mestemaker, North Texas	317.6	Sawyer Robertson, Baylor	306.8
Passing Yards per Completion (122 ranked)	Bear Bachmeier	51	9	12.09	Tommy Castellanos, Florida St.	15.33	Brendan Sorsby, Cincinnati	13.53
Points Responsible For (200 ranked)	Bear Bachmeier	43	9	150	Byrum Brown, South Fla.	256	Brendan Sorsby, Cincinnati	216
	Will Ferrin	86	12	113				
Points Responsible For Per Game (200 ranked)	Bear Bachmeier	67	11	11.5	Byrum Brown, South Fla.	21.3	Brendan Sorsby, Cincinnati	18
	Will Ferrin	110	13	8.7				
Punt Return TDs (6 ranked)	Parker Kingston	6	1	1	Vicari Swain, South Carolina	3	Aiden Flora, Iowa St.	1
					Kaden Wetjen, Iowa	3	Mana Carvalho, Utah	1
							Parker Kingston, BYU	1
Punt Returns (50 ranked)					Kaden Wetjen, Iowa	28.3	Antione Jackson, UCF	11.8
Punting (79 ranked)					Cole Maynard, Western Ky.	48.7	Wes Pahl, Oklahoma St.	46.5
Receiving TDs (163 ranked)	Parker Kingston	95	18	5	Camden Brown, Ga. Southern	14	Cyrus Allen, Cincinnati	12
	Chase Roberts	95	18	5				
Receiving Yards (199 ranked)	Parker Kingston	40	4	848	Danny Scudero, San Jose St.	1,291	Eric McAlister, TCU	1,121
	Chase Roberts	71	8	745				
Receiving Yards Per Game (200 ranked)	Parker Kingston	56	8	65.2	Danny Scudero, San Jose St.	107.6	Eric McAlister, TCU	93.4
	Chase Roberts	78	12	62.1				
Receptions Per Game (197 ranked)	Parker Kingston	75	8	4.69	Easton Messer, Fla. Atlantic	8.67	Jordyn Tyson, Arizona St.	6.78
	Chase Roberts	126	19	3.92				
Rush Yards Per Carry (149 ranked)	LJ Martin	43	7	5.53	Jai'Den Thomas, UNLV	7.19	Wayshawn Parker, Utah	7
	Bear Bachmeier	136	19	3.61				
Rushing TDs (160 ranked)	LJ Martin	29	2	12	Caleb Hawkins, North Texas	23	Cameron Dickey, Texas Tech	14
	Bear Bachmeier	34	3	11				
Rushing Yards (199 ranked)	LJ Martin	6	1	1,305	Cam Cook, Jacksonville St.	1,659	LJ Martin, BYU	1,305
	Bear Bachmeier	164	22	527				
Rushing Yards Per Game (200 ranked)	LJ Martin	14	1	100.4	Ahmad Hardy, Missouri	130	LJ Martin, BYU	100.4
	Bear Bachmeier	192	26	40.5				
Sacks (144 ranked)	Jack Kelly	13	3	0.83	Nadame Tucker, Western Mich.	1.12	John Henry Daley, Utah	1.05
Scoring (199 ranked)	Will Ferrin	14	1	8.7	Caleb Hawkins, North Texas	13	Will Ferrin, BYU	8.7
	LJ Martin	158	19	5.5				
	Bear Bachmeier	179	23	5.1				
Solo Tackles (11 ranked)					Quinton Urwiler, NIU	5.92		
Tackles For Loss (15 ranked)					Nadame Tucker, Western Mich.	1.62	John Henry Daley, Utah	1.59
Total Interceptions (50 ranked)	Evan Johnson	16	2	4	Jakari Foster, Louisiana Tech	7	Brice Pollock, Texas Tech	5
	Tanner Wall	16	2	4				
	Faletau Satuala	50	11	3				
Total Offense (200 ranked)	Bear Bachmeier	47	7	248.8	Byrum Brown, South Fla.	347.2	Sawyer Robertson, Baylor	308.2
	LJ Martin	139	17	100.4				
Total Points Scored (149 ranked)	Will Ferrin	9	1	113	Caleb Hawkins, North Texas	156	Will Ferrin, BYU	113
	LJ Martin	124	13	72				
Total Tackles (495 ranked)	Faletau Satuala	210	30	6	Owen Long, Colorado St.	12.6	Kaleb Elarms-Orr, TCU	9.9
	Tanner Wall	381	49	5.1				
	Isaiah Glasker	447	57	4.7				
	Jack Kelly	469	61	4.6				
Total Touchdowns (150 ranked)	LJ Martin	39	2	12	Caleb Hawkins, North Texas	26	Cameron Dickey, Texas Tech	16
	Bear Bachmeier	50	4	11				
	Parker Kingston	80	10	9				
Yards per Pass Attempt (122 ranked)	Bear Bachmeier	45	5	7.76	Drew Mestemaker, North Texas	9.93	Behren Morton, Texas Tech	8.81
Yards per Reception (200 ranked)	Chase Roberts	67	7	15.85	Wondame Davis Jr., UTEP	23.46	Omarion Miller, Colorado	17.96
	Parker Kingston	153	17	13.9				
	Carsen Ryan	165	21	13.51				

INDIVIDUAL BY THE NUMBERS

14 Fourteen different players have scored a touchdown in 2025, including 8 in the game against Portland State. 17 different BYU players scored touchdowns in 2024. The school record is 20, set in 1996.

100s LJ Martin topped 100 yards in the first three games, and now has 6 games of 100+ this year. He has eight in his career.

222 Martin's 222 rushing yards at Cincinnati set a new career high and his first 200-yard game. It was the 8th-most rushing yards in a game by a BYU Cougar and 18th 200-yard game in school history.

1,000 LJ Martin's crossed 1,000 rushing yards (1,305) and leads the Big 12 in total rushing yards, ranking No. 6 nationally. It is the 21st 1,000-yard season at BYU.

100.4 LJ Martin's 100.4 rushing yards per game ranks No. 14 nationally and leads the Big 12.

7 Bear Bachmeier has had seven games with both a rushing and passing touchdown.

150 Bear Bachmeier has been responsible for 150 total points, ranking No. 43 nationally.

38 Chase Roberts has a reception in 38 consecutive games dating back to the 2022 season, the 4th longest streak nationally.

85 The 85-yard pitch and catch from Bear Bachmeier to Chase Roberts was career-bests for both and the longest pass play at BYU since 1996.

113 Kicker Will Ferrin has scored 113 points (47-47) PAT, 22-29 on FG) and is currently No. 9 nationally among all players in total points. His 15 points vs. Portland State are the third-most by a kicker in a single game in school history.

10.0 Jack Kelly's 10.0 sacks leads the team and ranks tied for No. 13 nationally. The last time a BYU player had double-digit sacks was defensive lineman Bronson Kaufusi in 2015 with 11.0.

97 Bear Bachmeier went 97 consecutive passing attempts before an interception on his 98th attempt to begin his career.

11 Bachmeier's 11 rushing touchdowns set a BYU record for rushing TDs by a BYU quarterback.



OFFENSIVE PLAYER NOTES - 17




QUARTERBACK				Career GP	Career GS	2025 GP	2025 GS	Notables	
47	Bachmeier, Bear	6-2	230	Fr.	12	12	12	12	First true frosh to start opener at BYU/7 games of rush/pass TD/11 rush TD set BYU record for QB rush TD
10	Bourguet, Treyson	6-2	210	R-Jr.	11	8	1	-	Transfer from Western Michigan, played in 10 games over two seasons with eight starts (DNP in 2024)
16	Geilman, Emerson	6-3	200	Fr.	-	-	-	-	Bountiful HS, 2,465 pass yards-22 TD/829 rush yards/14 TD
17	Hagen, Cole	6-1	185	R-So.	1	-	1	-	Prepped at Corner Canyon High School in Draper, Utah
3	Hillstead, McCae	5-10	195	R-So.	12	4	4	-	Started 4 of 8 games at Utah State, completing 94 or 158 passes for 1,062 yards/11 TDs (RS in 2024)
RUNNING BACK									
28	Damuni, Jovesa	6-0	190	R-Fr.	7	-	7	-	Played RB, WR and DB as an all-state player at Ridgeline HS/Debut against PSU, 7 carries, 44 yards
41	Finau, Lucky	5-11	230	R-So.	1	-	1	-	Moved from LB to RB at the end of the 2024 season, prepped at Alta HS
4	Martin, LJ	6-2	225	Jr.	32	25	12	12	3 straight 100-yard games to start 2025, 6 100+ in 2025, career-best 32/222 at Cincinnati/Big 12 leader
34	Miska, Charles	5-11	215	R-Fr.	1	-	1	-	Prepped at South County HS in Virginia - Scored TD vs. PSU
30	Moa, Sione	5-10	215	So.	14	2	3	1	144 rushing yards, 3 TDs in 2024/3 carries for 33 yards vs. PSU, 29 yards and 1 TD vs. Stanford
21	Nawahine, Enoch	5-10	205	R-Sr.	30	1	9	-	Scored first career TD on the road at SMU, had 19 carries at Baylor in 2024
38	Payne, Logan	5-10	210	Fr.	1	-	1	-	Played RB and LB at Weber HS, son of former BYU P Matt Payne
12	Rex, Preston	6-0	195	R-So.	21	1	10	1	Moved from S to RB in fall 2025, appeared in nine games in 2023, missed 2024, First catch/carry at AZ
WIDE RECEIVERS									
19	Bachmeier, Tiger	6-1	190	Jr.	36	13	12	-	Totalled 46 receptions, 476 yards, 2 TD at Stanford, graduated in 2.5 years/2 rec for 25 yards at ISU
18	Frischknecht, Reggie	6-4	200	So.	4	-	4	-	38 receptions, 740 yards and NJCAA-leading 14 touchdowns in 2024 at Snow College/First reception vs. TCU
5	Hagen, Cody	6-1	185	So.	21	3	11	3	2021 UT Gatorade Player of the Year, 3,927 yards, 51 TD in HS , 10 games in 2024/2 rushing TDs in 2025
84	Keone, Kila	6-3	175	Fr.	-	-	-	-	Prepped at Moanalua HS
11	Kingston, Parker	5-11	185	R-Jr.	38	11	12	11	Only player in BYU history with pass TD, rush TD, rec TD, PR TD/4 100-yard games /181 all purpose vs. UCF
0	Nacua, Tei	6-2	180	R-Fr.	9	-	5	-	Youngest of Nacua Brothers (Isaiah, Kai, Samson, Puka), RS in 2024 (4 games)
13	Phillips, Jojo	6-5	205	R-So.	22	8	6	6	Caught 10 passes, 211 yards and 2 TD in 2024, played in all 13 games/Returned to action vs. Texas Tech
29	Reay, Rowan	6-3	190	Jr.	13	-	12	-	Appeared in the Valero Alamo Bowl, prepped at Timpview HS (43 rec, 597 yards, 3 TD as a senior)
2	Roberts, Chase	6-4	210	R-Sr.	47	38	11	11	Led BYU with 52 rec, 854 yards in 2024//Career high 161 receiving yds vs. WVU/8 for 128 at ISU
22	Roberts, Trey	6-1	185	Fr.	1	-	1	-	Younger brother of WR Chase Roberts, also prepped at American Fork
TIGHT END									
86	Clement, Cole	6-4	240	Fr.	-	-	-	-	Prepped at Springville HS
87	Erickson, Ethan	6-5	245	R-Sr.	36	4	11	-	Appeared in 7 games in 2024 before injury, has appeared in 32 career games with 4 starts
88	Kelleher, Tucker	6-6	225	Fr.	-	-	-	-	Three-star TE out of Alpharetta, Georgia, First-Team All-Region in Georgia 6A in 2023
82	Moeaki, Noah	6-3	245	R-Fr.	11	-	11	-	Played at American Fork HS, with 89 career receptions for 1,095 yards and 17 TDs (RS in 2024)/TD vs. PSU
45	Nead, Keayen	6-5	265	Jr.	11	3	11	3	Appeared in 20 games at Weber State, signed with New Mexico before transfer to BYU
80	Nye, Jacob	6-5	235	Fr.	-	-	-	-	Melissa HS product from Texas, posted 44 receptions for 734 yards and 13 TD senior year
85	Olsen, Anthony	6-4	245	R-Jr.	11	-	10	-	Prepped at Olympus HS with 35 receptions, 514 yards and 4 TD senior year, appeared in 1 game in 2024
95	Ostler, Trevin	6-4	320	R-Jr.	11	-	11	-	A member of the scout team in 2024, prepped at Bountiful HS
20	Ryan, Carsen	6-4	250	R-Sr.	41	25	12	12	12 games with 5 starts in 2024 at Utah, 10 receptions, 113 yards, 1 TD last year/4 rec, 79 yds, 1 TD vs. TCU
24	Wood, Ethan	6-5	250	So.	1	-	1	-	Transfer from New Mexico State after 2023 season at Snow College where he caught 13-163, 2 TD in 2023
83	Zundel, Will	6-5	240	R-Fr.	12	-	12	-	Caught 20 balls for 433 yards and 3 TDs as a senior at American Fork HS (RS in 2024)
OFFENSIVE LINE									
65	Alexander, Brigham	6-5	320	Fr.	-	-	-	-	From San Tan Valley, AZ, prepped at Benjamin Franklin HS
72	Brown, Joe	6-4	305	R-Fr.	3	-	3	-	RS in 2024, prepped at Lone Peak HS, older brothers Terrance and Rhen Brown both played football at BYU
79	Chidester, Kaden	6-8	325	R-So.	20	-	8	-	Appeared in 12 games in 2024, mostly on FG/PAT units
75	Gentry, Andrew	6-8	315	R-Jr.	38	14	12	12	Played in 26 games at Michigan with two starts in 2024, two-time Academic All-Big Ten/Start RT in 2025
66	Hingano, Sione	6-5	300	R-Fr.	-	-	-	-	From Chandler, Arizona, prepped at Chandler HS (RS in 2024)
71	Jatta, Isaiah	6-6	315	R-Sr.	26	15	12	12	Transfer from Colorado, first appearance for BYU at Utah, starts vs. Kansas, ASU (RS in 2024)/Start LT
61	Lapuaho, Weylin	6-4	310	Sr.	44	44	8	8	Has started every game played (Utah State and BYU), All-Big 12 HM in 2024, first 2025 game at ECU
59	Latu-Finau, Siosiaua	6-5	310	Fr.	3	-	3	-	Prepped at Alameda HS, played OL and DL, has twin brother Kelepi also on the team (DL)
55	Leausa, Austin	6-5	315	Sr.	44	33	12	11	Transfer from SUU, Played in 11 games with 7 starts at BYU in 2024 (G and OT)/Start at RG
51	Makasini, Sonny	6-4	315	R-Jr.	24	9	12	2	Played in 10 games with 6 starts in 2024, saw time at C and G/Start at LG vs. PSU, Stanford
63	Mitchell, Bruce	6-4	300	R-Jr.	36	18	12	12	Former DL, played 13 games with 6 starts in 2024, started at C and G, Academic All-Big 12/Start C
67	Pay, Trevor	6-3	290	R-Fr.	4	-	4	-	Prepped at Lone Peak HS, younger brother of former BYU OL Connor Pay, father Garry played OL at BYU
64	Sfarcloc, Kyle	6-4	310	R-Jr.	37	12	12	3	Transfer from SUU, started all 9 games in 2024 for the T-Birds, Start RG at ECU
78	Thomason, Ethan	6-8	305	Fr.	-	-	-	-	Highly-touted prospect from Fort Collins, Colorado, served LDS mission to Missouri
70	Tupou, Ikinasio	6-6	285	R-Fr.	-	-	-	-	Played at Palo Alto High School in California (RS in 2024)
68	Williams, Andrew	6-8	295	Fr.	2	-	2	-	Prepped at Kirksville HS in Missouri

OFFENSIVE GAME-BY-GAME STARTERS

GAME	QB	RB/WR	RB/WR/TE	WR/TE	WR/TE	WR/TE	WR/TE	LT	LG	C	RG	RT
Portland State	B. Bachmeier	Martin	C. Roberts	Phillips	Kingston	Ryan	Jatta	Makasini	Mitchell	Leausa	Gentry	
Stanford	B. Bachmeier	Martin	Moa	C. Roberts	Phillips	Ryan	Jatta	Makasini	Mitchell	Leausa	Gentry	
at East Carolina	B. Bachmeier	Martin	C. Roberts	Kingston	Nead	Ryan	Jatta	Lapuaho	Mitchell	Sfarcicoc	Gentry	
at Colorado	B. Bachmeier	Martin	C. Roberts	Kingston	Hagen	Ryan	Jatta	Lapuaho	Mitchell	Leausa	Gentry	
West Virginia	B. Bachmeier	Martin	C. Roberts	Kingston	Nead	Ryan	Jatta	Lapuaho	Mitchell	Leausa	Gentry	
at Arizona	B. Bachmeier	Martin	Rex	Kingston	Roberts	Ryan	Jatta	Lapuaho	Mitchell	Leausa	Gentry	
Utah	B. Bachmeier	Martin	C. Roberts	Kingston	Hagen	Ryan	Jatta	Lapuaho	Mitchell	Leausa	Gentry	
at Iowa State	B. Bachmeier	Martin	C. Roberts	Kingston	Nead	Ryan	Jatta	Lapuaho	Mitchell	Leausa	Gentry	
at Texas Tech	B. Bachmeier	Martin	C. Roberts	Kingston	Phillips	Ryan	Jatta	Lapuaho	Mitchell	Leausa	Gentry	
TCU	B. Bachmeier	Martin	C. Roberts	Kingston	Phillips	Ryan	Jatta	Lapuaho	Mitchell	Leausa	Gentry	
at Cincinnati	B. Bachmeier	Martin	C. Roberts	Kingston	Phillips	Ryan	Jatta	Sfarcicoc	Mitchell	Leausa	Gentry	
UCF	B. Bachmeier	Martin	Hagen	Kingston	Phillips	Ryan	Jatta	Sfarcicoc	Mitchell	Leausa	Gentry	
vs. Texas Tech (Big 12)	B. Bachmeier	Martin	Moa	C. Roberts	Kingston	Frischknecht	Jatta	Lapuaho	Mitchell	Sfarcicoc	Gentry	



#47 | BEAR BACHMEIER | QB | 6-2 | 230 | FR. | MURRIETA, CA | STANFORD/MURRIETA HS



- Parents are April and Michael Bachmeier, has four siblings: brothers Hank, Tiger and Buck, and sister Ella
- Brother, Hank, played quarterback at Boise State, Louisiana Tech and Wake Forest
- Brother, Tiger, played two years at Stanford before transferring to BYU
- Team Co-Captain
- 247 Sports True Freshman All-American
- 2025 Big 12 Offensive Freshman of the Year
- Seven-time Big 12 Freshman of the Week (Portland State, Colorado, West Virginia, Arizona, Utah)
- Seven games with at least one passing and one rushing touchdown in the same game
- BYU record for rushing TDs by a quarterback (11)



STATS	GP	COMP	ATT	%	YDS	TD	INT	LNG	ATT	YDS	TD	LNG
2025	13	224	349	64.2	2,708	14	6	85	128	527	11	22
CAREER	13	224	349	64.2	2,708	14	6	85	128	527	11	22

#4 | LJ MARTIN | RB | 6-2 | 220 | JR. | EL PASO, TX | CANUTILLO HS



- Team Captain
- Parents are Genevieve & John Marti and has one sibling
- Led BYU in rushing both 2023 and 2024
- Named to Doak Walker Preseason Watch List and Earl Campbell Tyler Rose Award Watch List (2024 & 2025)
- Father, John, played basketball at Western New Mexico, Mother, Genevieve, played softball at Western New Mexico
- Speaks Spanish
- Valero Alamo Bowl Offensive MVP (2024)
- 2025 Big 12 Offensive Player of the Year
- Six 100-yard games in 2025, eight in his career
- Led the Big 12 in rushing yards, rushing yards per game



STATS	GP	CAR	YDS	AVG	TD	LNG	REC	YDS	AVG	TD	LNG
2025	13	236	1,305	5.5	12	49	36	255	7.1	0	26
CAREER	33	482	2,541	5.3	23	55	57	398	7.0	3	33

#2 | CHASE ROBERTS | WR | 6-4 | 210 | R-SR. | AMERICAN FORK, UT | AMERICAN FORK HS




- Team Captain
- Parents are Kyle and Jessica
- Dad, Kyle, played football at BYU as a defensive back (1987, 1990-93)
- Served mission for The Church of Jesus Christ of Latter-day Saints in Calgary, Alberta (2019-21)
- Fluent in Tagalog
- Named to Academic All-Big 12 First Team (2023)
- Led BYU with 52 receptions, 854 yards and four touchdowns in 2024
- Led BYU with 42 receptions, 573 yards and five touchdowns in 2023
- Has 38 consecutive games with a reception
- 2025 All-Big 12 Third Team



STATS	GP	REC	YDS	AVG	TD	LNG
2025	12	47	745	15.9	5	85
CAREER	48	163	2,529	15.5	17	85

#11 | PARKER KINGSTON | WR | 5-11 | 185 | R-JR. | LAYTON, UT | ROY HS



- Parents are Trent and Shannon
- Major: Business
- His grandma ran track at BYU
- Named to Paul Hornung Award Watch List (2024 & 2025)
- First BYU player with two punts returned for touchdowns in a season since James Dye in 1996; just the sixth player in program history with multiple touchdowns on punt returns in a season
- First player in BYU history to have a passing TD, rushing TD, receiving TD and punt return TD in his career
- 2025 All-Big 12 Second Team
- Led BYU in receptions, receiving yards and touchdowns (tied) in 2025



STATS	GP	REC	YDS	AVG	TD	LNG
2025	13	61	848	13.9	5	75
CAREER	39	93	1,251	13.5	7	75



#20 | CARSEN RYAN | TE | 6-4 | 250 | SR. | OREM, UT | UTAH




- Team Co-Captain
- Parents are Chas and Danielle Ryan
- Has one younger brother and two younger sisters
- In 2024 at Utah: Played in all 12 games, starting five, making 10 receptions for 113 yards and a score
- Played in 17 games at UCLA from 2022-23, starting eight
- Saw action in 12 games with eight starts in 2023, recording 13 catches for 205 yards and three touchdowns
- Played in five games in 2022 with six catches for 82 yards.
- Caught 4 passes for 79 yards, including a 43-yard TD against TCU



STATS	GP	REC	YDS	AVG	TD	LNG
2025	13	37	500	13.5	3	43
CAREER	42	66	900	13.6	7	45

#13 | JOJO PHILLIPS | WR | 6-5 | 205 | R-SO. | LANCASTER, CA | SIERRA CANYON HS



- Parents are Tina & Robert Phillips
- Has four siblings
- Major: Exercise Science
- Loves cars and building Legos
- Played in all 13 games, made starts versus Oklahoma State and No. 23 Colorado
- Made first career start in 38-35 win over Oklahoma State
- Recorded career highs in receptions (2) and receiving yards (70) along with career-long 57-yard reception in 41-13 win over Southern Illinois
- Finished 2024 with 10 receptions, 211 yards and two touchdowns
- Injured in Stanford game, returned at Texas Tech



STATS	GP	REC	YDS	AVG	TD	LNG
2025	7	10	108	10.8	0	21
CAREER	23	21	324	15.4	3	57

#63 | BRUCE MITCHELL | OL | 6-4 | 305 | R-JR. | KAMAS, UT | SOUTH SUMMIT HS



- Parents are Lisa and Scott
- Married to former BYU distance runner and current Nike Swoosh TC runner Sadie Sargent since January 2022
- Major: Business Management
- Served a mission for The Church of Jesus Christ of Latter-day Saints in Seattle, Washington (2019-21)
- Academic All-Big 12 in 2023
- Moved from DL to OL prior to 2024 season after playing in 11 games on defense
- Started six games in 2024 and all 13 at center in 2025
- Elected as a team co-captain at center in 2025
- 2025 All-Big 12 First Team Selection



#71 | ISAIAH JATTA | OL | 6-6 | 315 | R-SR. | SAN DIEGO, CA | COLORADO



- Transfer from Colorado in 2024
- Appeared in 11 games at Colorado in 2023, starting one (at UCLA)
- Ranked No. 17 JUCO prospect nationally in Class of 2023
- Played two seasons (2021-22) at Snow College under coach and former BYU wide receiver Zac Erekson
- NJCAA First Team All-American (2022)
- Played in three games, made starts versus Kansas and at No. 21 Arizona State
- Made first start at BYU, at right tackle, versus Kansas
- Started 13 games of 2025 at left tackle
- 2025 All-Big 12 Third Team





CHART TOPPERS (CAREER AT BYU)

Rushing Yards	
7. Lakei Heimuli	2,850
8. Jeff Blanc	2,663
9. LJ Martin	2,541

Rushing Attempts	
6. Jamal Willis	576
7. John Ogden	535
8. Taysom Hill	534
9. LJ Martin	482

Rushing Touchdowns	
9. Waymon Hamilton	29
10. Pete Van Valkenburg/Ronney Jenkins	24
T12. LJ Martin	23

Receptions	
7. Gordon Hudson	178
8. Reno Mahe	166
9. Chase Roberts	163

Receiving Yards	
5. Margin Hooks	2,841
6. Matt Bellini	2,635
7. Phil Odle	2,548
8. Chase Roberts	2,529

Receiving Touchdowns	
9. Gordon Hudson	22
10. Dennis Pitta/Mike Chronister	21
12. John VanderWouden	18
T13. Chase Roberts	17

True Freshman Starting Quarterback Season Stats

Passing Yards	
1. Tanner Mangum (2015)	3,377
2. Bear Bachmeier (2025)	2,708
3. Jake Heaps (2010)	2,316
4. Zach Wilson (2018)	1,578
5. John Beck (2003)	864

Passing Completions	
1. Tanner Mangum (2015)	267
2. Bear Bachmeier (2025)	224
3. Jake Heaps (2010)	219
4. Zach Wilson (2018)	120
5. John Beck (2003)	73

Passing Attempts	
1. Tanner Mangum (2015)	446
2. Jake Heaps (2010)	383
3. Bear Bachmeier (2025)	349
4. Zach Wilson (2018)	182
5. John Beck (2003)	145

Passing Touchdowns	
1. Tanner Mangum (2015)	23
2. Jake Heaps (2010)	15
3. Bear Bachmeier (2025)	14
3. Zach Wilson (2018)	12
5. John Beck (2003)	5

Rushing Attempts	
1. Bear Bachmeier (2025)	146
2. Zach Wilson (2018)	75
3. Tanner Mangum (2015)	63
4. Taysom Hill (2012)	55
5. John Beck (2003)	54

Rushing Yards	
1. Bear Bachmeier (2025)	527
2. Taysom Hill (2012)	336
3. Zach Wilson (2018)	221

Rushing Touchdowns	
1. Bear Bachmeier	11
2. Taysom Hill (2012)	4
3. Zach Wilson (2018)	2
3. Tanner Mangum (2015)	2

Quarterback SEASON Rushing Stats

QB Rushing TDs (Season)	
1. Bear Bachmeier (2025)	11
1. Taysom Hill (2013)	10
1. Steve Young (1982)	10
1. Zach Wilson (2020)	10

QB Rushing Yards (Season)	
1. Taysom Hill (2013)	1,344
2. Taysom Hill (2016)	607
3. Bear Bachmeier (2025)	527

NOTEABLE OFFENSIVE PLAYERS 2025 SEASON/CAREER HIGH (at BYU)

#0 TEI NACUA, WR	
Rec.	-
Rec. Yds	-
Rec. TD	-
Long Rec.	-

#2 CHASE ROBERTS, WR	
8, at Iowa State/8, twice	
Rec. Yds	161, vs. WVU/same
Rec. TD	2, at Colorado/same
Long Rec.	85, vs. WVU/same

#3 MCCAE HILLSTEAD, QB	
Passing attempts	5, Portland State/same
Passing completions	4, Portland State/same
Passing yards	33, Portland State/same
Passing TD	-
Long pass	13, Portland State/same
Rush att	2, Portland State/same
Rush yds	23, Portland State/same
Rush TD	-
Long rush	13, Portland State/same

#4 LJ MARTIN, RB	
7, vs Texas Tech (Big 12)/same	
Rec. Yds	36, at Colorado/46, Arizona (24)
Rec. TD	-/1, three times
Long Rec.	19, at Colorado/33, Arizona (24)
Rush	32, at Cincinnati/same
Rush yards	222, at Cincinnati/same
Rush TD	3, UCF/same
Long Rush	49, Portland State/55, Texas Tech (23)

#5 CODY HAGEN, WR	
Rec.	2, twice/same
Rec. Yds	35, Portland State/same
Rec. TD	-
Long Rec.	24, Portland State/same
Rush	3, at ECU/same
Rush yards	57, Portland State/same
Rush TD	1, twice/same
Long Rush	57, Portland State/same

#7 REGGIE FRISCHKNECHT, WR	
Rec.	1, TCU/same
Rec. Yds	7, TCU/same
Rec. TD	-
Long Rec.	7 TCU/same

#11 PARKER KINGSTON, WR	
Rec.	7, twice/same
Rec. Yds	133, at Iowa State/same
Rec. TD	2, at Iowa State/same
Long Rec.	75, at Arizona/same

#13 JOJO PHILLIPS, WR	
Rec.	3, Stanford/same
Rec. Yds	33, TCU/70, SIU (24)
Rec. TD	-/1, three times
Long Rec.	21, Stanford/57, SIU (24)

#19 TIGER BACHMEIER, WR	
Rec.	2, twice/same
Rec. Yds	25, at Iowa State/same
Rec. TD	-
Long Rec.	17, at Iowa State/same

#20 CARSEN RYAN, TE	
Rec.	5, UCF/same
Rec. Yds	85, UCF/same
Rec. TD	1, three times/same
Long Rec.	43, TCU/same

#21, ENOCH NAWAHINE RB	
Rec.	2, at Iowa State/same
Rec. Yds	6, at Iowa State/same
Rec. TD	-
Long Rec.	5, at Iowa State/same
Rush	3, three times/19, at Baylor (24)
Rush yards	18, UCF/51, at Baylor (24)
Rush TD	-/1, at SMU (24)
Long Rush	9, at Iowa State/12, at Baylor (24)

#28, JOVESA DAMUNI, RB	
Rec.	2, Portland State/same
Rec. Yds	14, Portland State/same
Rec. TD	-
Long Rec.	13, Portland State/same
Rush	7, Portland State/same
Rush yards	44, Portland State/same
Rush TD	-
Long Rush	12, Portland State/same

#30, SIONE MOA RB	
Rec.	3, at ECU/3, Kansas State (24)
Rec. Yds	24, at ECU/same
Rec. TD	-
Long Rec.	17, Stanford/same
Rush	7, twice/15, Kansas State (24)
Rush yards	33, Portland State/76, Kansas State (24)
Rush TD	1, Stanford/1, four times
Long Rush	19, Portland State-/24, Kansas State (24)

#45 KEAYEN NEAD, TE	
Rec.	-
Rec. Yds	-
Rec. TD	-
Long Rec.	-

#47 BEAR BACHMEIER QB	
Passing attempts	38, at Texas Tech/same
Passing completions	23, at Texas Tech/same
Passing yards	351, vs. WVU/same
Passing TD	3, Portland State/same
Long pass	85, vs. WVU/same
Rush att	22, at Arizona/same
Rush yds	98, at Colorado/same
Rush TD	2, twice/same
Long rush	22, Utah/same

#82 NOAH MOEAKI, TE	
Rec.	1, twice/same
Rec. Yds	11, UCF/same
Rec. TD	1, Portland State/same
Long Rec.	11, UCF/same

#87 ETHAN ERICKSON, TE	
Rec.	-/1, three times
Rec. Yds	-/19, Iowa State (23)
Rec. TD	-/1, Utah State (22)
Long Rec.	-/19, Iowa State (23)



DEFENSIVE PLAYER NOTES - 16



DEFENSIVE END

				Career	Career	2025	2025	Notables
13	Akana, Tausili	6-3	235	R-So.	21	-	12	Texas transfer, 4-star prospect at Skyridge HS; 2025, 6 QBH, 3.5 TFL, had 2.5 TFL v.TCU; c-h 5 tkl's at UC
44	Asiata, Ephraim	6-3	210	So.	15	-	4	2024, 11 gms as true frosh; father, former NFL RB Matt Asiata; good edge rusher at LB; 2025, redshirted
59	Brown, Siosefa	6-4	230	Fr.	-	-	-	Prepped at Highland High School
90	Clegg, Hunter	6-4	248	Fr.	13	1	13	A 4-star DE out of American Fork HS, ESPN Top 300; 2025, has 10 tackles, started vs. Utah, making a sack
97	Fonohema, Kinilau	6-5	240	R-Fr.	5	-	5	Prepped at Springville HS where he had 88 tackles, 18 TFL and 13 sacks in 2023 (RS 2024); 2025, 4 tkl's
7	Lutui, Logan	6-2	260	R-Sr.	53	23	13	Weber St transfer w/10.5 career TFL; 2025, c-high 7 tackles at ECU; 48 tkl's overall; 5 tackle, 2 PBU vs TT
10	Maile-Kaufusi, Orion	6-3	245	R-Fr.	10	-	6	Prepped at East High School in Salt Lake City (RS in 2024); 2025, has 2 tackles in limited action
45	Po'uha, Villami	6-3	270	So.	26	4	13	Son of DT coach Sione Po'uha; 2024,played all gms (9 tkl's,2 QBH); 2025, regular rotation end, sack at ISU
48	Schoonover, Bodie	6-3	265	R-Jr.	34	8	12	2025, Def.Player/Game at CU ; at Ariz. c-high 6 tkl's, 1QBH; vs. UT 1 PBU; at Iowa State had c-high 2 sacks
52	Tautua, Vincent	6-3	260	Fr.	-	-	-	Three-star edge prospect out of St. Louis HS in Hawaii
98	Tuala, Sani	6-5	270	R-So.	2	-	1	Played first year at Citrus College in California, originally from Australia (RS in 2024)

DEFENSIVE TACKLE

99	Fetuli, Uluvai	6-4	275	Fr.	3	-	3	True freshman La Habra HS in Calif., All-League First Team; 2025,late-season play in 3 games before injury
96	Kirkland, Justin	6-3	340	Sr.	31	7	5	Okla. St transfer (26 gms, Acad. All-Big12); 2025, DNP injury until at CU & again last 5 games; to redshirt
93	Latu-Finau, Kelepi	6-5	270	Fr.	-	-	-	Played defensive line at Alamada HS, twin brother of BYU OL Siosua Finau in 2025 class
50	McManus, Maverick	6-5	270	Fr.	-	-	-	Prepped at Westlake High School and had 34 tackles and 12 TFL, 5 sacks as a senior
72	Pakofe, Kaufusi	6-3	345	Sr.	3	-	3	Transfer from Weber State played vs. Portland St in season opener and against TCU and UCF
94	Purcell, Anisi	6-3	305	R-Jr.	33	-	9	Played DE at SUU (21 tkl's in 2024), moved to DT at BYU; 2025, 2 sacks; 3 TFL; out 3 of last 4 (TT, TCU, UCF)
57	Tanuvasa, Keanu	6-4	300	R-Jr.	37	32	13	Utah transfer,2024 All-Big12 HM,2023 CFB Fresh All-Amer.HM; 2025,key DT, 4 TFL, 2 sacks; sack v.TCU
55	Taumoepeau, John	6-2	300	Sr.	25	9	13	Snow Coll. transfer; BYU 2024, 12 tackles, 1.5 TFL,1 sack; 2025, 38 tkl's,1.5 TFL, 1 blocked FG, FR, PBU
46	Wall, Kendal	6-4	235	Fr.	3	-	3	From Herriman, Utah(Mountain Ridge HS); 2025, played season opener vs. Portland St. & vs. TCU and UCF

LINEBACKERS

30	Alford, Max	6-1	230	Jr.	28	5	10	Utah St transfer(13 gms true FRw/4 starts,40 tkl's,4TFL in 2022); 2025,6 tkl's ISU & TCU; injured last 2-out
47	Alfrey, Berkley	6-0	230	Fr.	-	-	-	Prepped at Auburn Mountainview HS, younger brother of safety Talan Alfrey
33	Bryant-Strother, Choe	6-3	240	R-Sr.	42	3	1	UCLA transfer(32 games);BYU 2024,11 tkl's,1TFL; 2025, 2 tkl's,1sack vs. PSU; practice injury out season
54	Esera, Siale	6-3	245	R-So.	23	9	13	2023,5 gms/injury; 2024, 5 gms/redshirt; 2025,c-high 16 tkl's at Arizona; sack at TT; 5 tkl's, 1 TFL at UC
16	Glasker, Isaiah	6-5	240	R-Jr.	34	22	13	2024, led BYU w/14.5 TFL, had 70 tkl's, All-Big 12 HM; 2025, 61 tkl's,8.5 TFL,3 sacks; 2 INT(at CU, at Ariz)
21	Hall, Miles	6-1	230	R-So.	22	-	13	2024, played in 8 games, posted 11 tackles, 0.5 TFL, 1 FF; 2025, has 11 tkl's, 1 TFL; s-high 5 tkl's vs. WVU
18	Kaufusi, Ace	6-4	237	R-So.	31	-	13	2023, played all 12 gms w/10 tkl's; 2024, redshirt, 5 games; 2025, has 16 tkl's, 1.5 TFL, 2 PBU, 3 QBH
34	Kaufusi, Maika	6-3	235	R-So.	5	-	5	Younger brother of former BYU linebackers Isaiah and Jackson Kaufusi; 2025, had 1 tackle in win over ECU
17	Kelly, Jack	6-2	245	R-Sr.	53	47	12	2024 Big12 Def.Newcomer/YearHM;2025,blockFG ret.TD v.PSU; tops BYUw/13.5 TFL,10 sacks;had 2 sacks
42	Payne, Tyler	6-1	220	Fr.	-	-	-	Prepped at Weber HS, son of former BYU punter/kicker Matt Payne
5	Taumoepeau, Nusi	6-3	245	Fr.	8	-	8	Originally signed w/Stanford,4-star LB at Westlake HS (Utah); 2025, first action last 7 games; 6 tkl's, 1 sack
23	Watson, Pierson	6-3	225	Fr.	5	-	5	Prepped at Cococino HS, 56 tackles. 8 TFL and 6 sacks in 2022 as a senior; 2025, played in 4 reg games

CORNERBACKS

1	Alexander III, Therrian	6-2	175	So.	21	11	12	2024,10 gms as true frosh; 2025,1st start v.Stanford (2 QBH); 1st INT vs.WVU; overall 29 tkl's, 2 TFL,5PBU
4	Bamba, Mory	6-3	190	R-Sr.	34	7	12	2024, started 5of10 gms (17 tkl's,4 PBU); 2025, started v.PSU, has 20 tkl's, 2 TFL, 3 PBU; Sp.Tms Gunner
15	Beasley, Tayvion	5-10	180	Jr.	10	2	10	SDSU transfer played 8 games this year, w/significant time at Colorado at Nickel, started vs. WVU, at Ariz
26	Criss, Jordyn	6-2	165	Fr.	1	-	1	All-District selection at Seguin HS in Texas, ran 100-meters in 10.83
20	DeVries, Cannon	6-0	185	Fr.	12	-	12	Freshman from Weber HS (148 tackles and 16 INTs, including 5 pick-sixes); 2025, has 3 tackles, 0.5 TFL
31	Doe, Kevin	6-3	205	R-So.	17	-	12	Played in five games in 2024; 2025, key special teams coverage player helped create key fumble TO at ISU
29	Dunlap, Jayden	6-0	185	R-Sr.	16	-	7	Cerritos College & LA Harbor College before transfer to BYU, 2024, action in 5 games; 2025, played 7 gms
0	Johnson, Evan	6-0	185	R-Jr.	31	16	13	2024, 12 gms (4 starts,16 tkl's,2 INT, 1PBU);2025, 44 tkl's, 4 INT (at ECU 2 INT,w/pick 6); had sack v. TCU
2	Kabeya, Jonathan	5-10	177	So.	14	4	5	2024, played 9 gms as true frosh (4 tkl's, 1 PBU); 2025, out injury 'til vs. Utah; started at TT, v. TCU, at UC
32	McKenzie, Marcus	5-11	185	R-So.	18	-	7	2023, 7 tkl's, mostly sp. teams gunner 'til injury; RS 2024, 4 games& bowl; 2025, injured, returned at UC

SAFETIES

25	Alfrey, Talan	6-2	205	R-Sr.	42	13	13	2024, 9 tkl's; scored 58-yard KO-return TD vs. Houston; 2025, 10 tkl's, 1 TFL, 1 FR; has 76 career tkl's
39	Clark, Crew	6-1	195	Fr.	1	-	1	Prepped at Sugar-Salem HS in Sugar City, Idaho where he was an All-State selection
3	Damuni, Raider	6-1	200	Jr.	34	8	11	2024, 12 gms(2 starts,26 tkl's,2.5 TFL); 2025, INT-Stan, c-h 8 tkl's-ECU;injured out UT, ISU; FR, PBU v. UCF
37	Douglas, Joseph	6-2	205	Fr.	-	-	-	Prepped at Tooele HS
35	Kalama, Jarinn	6-3	205	R-Fr.	3	-	3	Prepped at Wasatch HS, (Utah) playing mostly WR; 2024,redshirted; 2025, played in 3 games, 1 tkl'e v. TCU
27	Leach, Matthias	6-3	180	R-Fr.	1	-	1	From Fort Worth, Texas (RS in 2024) had 16 tackles and 6 TFL as a senior in 2023
22	Prassas, Tommy	6-2	195	So.	17	2	5	2024, true frosh 20 tackles, FR 30-yd TD vs. K-St.; INT vs. OKST; 2025, 2 starts at Nickel before out injury
11	Satuala, Faletau	6-4	210	So.	25	6	13	2024 (INT-UCF);2025;1st start v.Utah; at ISU(Pick-6,10 tkl's,1TFL); FWAA 2nd Team All-American
24	VanSteenkiste, Payton	5-11	195	R-Fr.	9	-	8	Prepped at Rigby HS (Idaho); saw special teams action vs. Arizona last year and in 8 games so far this year
28	Wall, Tanner	6-1	205	R-Sr.	44	29	13	2024,started all13gms(53 tkl's,T-lead 3 INT) Acad.AA.;2025 Good WorksTeam; team-h 4 INT (pick-6 TCU)

SPECIALISTS

19	Shurtz, Fuller (P)	5-11	179	Fr.	1	-	1	Prepped at Katy HS in Texas; 2025, first action last week vs. TCU (1 punt 41.0 inside 20; 1 fumbled attempt)
35	Vander Haar, Sam (P)	6-0	219	R-Jr.	26	-	13	Melbourne, Australia,2024,33 punts(42.7); 2025,38 punts(42.5)w/13 Inside20; New dad 1 month-old son
97	Dunn, Matthias (K)	6-0	200	R-Jr.	3	-	1	Kicked at Wasatch High School
44	Ferrin, Will (K)	6-3	175	R-Sr.	48	-	13	2024 Big 12 Co-Special Teams Player/Year; 2025; All-America candidate, tied BYU record 56-yd FG v. PSU
26	Grimes, Garrison (LS)	6-2	220	R-Sr.	44	-	13	Grad transfer from Baylor, father is Wisconsin OC Jeff Grimes, 2025 AFCA Second-Team All-America
43	Smith, Ty (LS)	6-0	195	Fr.	-	-	-	Prepped at Highland HS

DEFENSIVE GAME-BY-GAME STARTERS

GAME	DE	N	DT/DE	OE/NICKEL	SLB	MLB/DE/NICKEL	RLB/NICKEL	CB	FS	SS	CB
Portland State	Po'uha	Tanuvasa	Taumoepeau	Lutui	Glasker	Esera	Kelly	Bamba	Wall	R. Damuni	Johnson
Stanford	Po'uha	Tanuvasa	Taumoepeau	Lutui	Glasker	Esera	Kelly	Alexander	Wall	R. Damuni	Johnson
at East Carolina	Po'uha	Tanuvasa	Lutui (DE)	Prassas (Nickel)	Glasker	Esera	Kelly	Alexander	Wall	R. Damuni	Johnson
at Colorado	Po'uha	Tanuvasa	Lutui (DE)	Prassas (Nickel)	Glasker	Esera	Kelly	Alexander	Wall	R. Damuni	Johnson
West Virginia	Schoonover	Tanuvasa	Taumoepeau	Lutui	Glasker	Beasley (Nickel)	Kelly	Alexander	Wall	R. Damuni	Johnson
at Arizona	Schoonover	Tanuvasa	Taumoepeau	Lutui	Glasker	Esera	Beasley (Nickel)	Alexander	Wall	R. Damuni	Johnson
Utah	Schoonover	Tanuvasa	Taumoepeau	Lutui	Glasker	Clegg (DE)	Kelly	Alexander	Wall	Satuala	Johnson
at Iowa State	Schoonover	Tanuvasa	Taumoepeau	Lutui	Glasker	Esera	Kelly	Alexander	Wall	Satuala	Johnson
at Texas Tech	Schoonover	Tanuvasa	Taumoepeau	Lutui	Glasker	Kabeya (Nickel)	Kelly	Alexander	Wall	Satuala	Johnson
TCU	Schoonover	Tanuvasa	Lutui (DE)	Kabeya (Nickel)	Glasker	Esera	Kelly	Alexander	Wall	Satuala	Johnson
at Cincinnati	Schoonover	Tanuvasa	Taumoepeau	Lutui	Glasker	Kabeya (Nickel)	Kelly	Alexander	Wall	Satuala	Johnson
UCF	Schoonover	Tanuvasa	Taumoepeau	Lutui	Glasker	Esera	Kelly	Bamba	Wall	T. Alfrey	Dunlap
vs. Texas Tech (Big 12)	Schoonover	Tanuvasa	Lutui	Kabeya (Nickel)	Glasker	Esera	Kelly	Alexander	Wall	Satuala	Johnson



#16 | ISAIAH GLASKER | LB | 6-5 | 240 | R-JR. | SOUTH JORDAN, UT | BINGHAM HS




- Parents are Stephen and Melissa Glasker; Father, Stephen, played baseball at BYU and in the minor leagues (Texas Rangers); Mother, Melissa, played volleyball at BYU
- 2025 Team Co-Captain; Major: Marketing
- Missionary Service: Served a full-time mission for The Church of Jesus Christ of Latter-day Saints in Montevideo, Uruguay
- Sister, Torre, played volleyball at the University of Utah (2016-17) and UC Santa Barbara (2018-19)
- Sister, Naomi, played volleyball at Yavapai College (2021-22), where she transferred from Utah State Eastern (2020)
- Received 2024 Sports Illustrated All-America honorable mention; Named 2024 All-Big 12 Defense HM
- 2025 All-Big 12 Third Team



STATS	GP	GS	TACKLES	SOLO	AST	TFL	SACK	FF	FR	PBU	INT	PDEF	TD	QBH
2025	13	13	61	33	28	8.5	3	1	1	1	2	3	0	10
CAREER	34	22	134	76	58	23	6.5	2	1	5	5	10	1	29

#17 | JACK KELLY | LB | 6-2 | 242 | R-SR. | KEARNS, UT | WEBER STATE



- Parents are Mark and Melissa Kelly; 2025 Team Captain; Major: Business Management
- Grew up competing in BMX dirt track racing, becoming BMX National Champion
- Transfer from Weber State after prepping at Kearns High School
- Played in 28 games for the Weber State, totaling 85 tackles, 20 tackles for loss, 16.5 sacks, five forced fumbles, two fumble recoveries, seven pass breakups and an interception
- Led the Big Sky Conference with 10.5 sacks in 2023
- Named to Butkus Award Watch List (2024 & 2025)
- CFN Big 12 Defensive Newcomer of the Year and Defensive Transfer of the Year (2024)
- Out Arizona game and most of West Virginia game due to an injury vs. the Mountaineers; back vs. Utah
- 2025 All-Big 12 First Team



STATS	GP	GS	TACKLES	SOLO	AST	TFL	SACK	FF	FR	PBU	INT	PDEF	TD	QBH
2025	12	12	55	42	13	13.5	10.0	2	0	1	0	1	1	6
CAREER	53	47	190	125	65	43.5	31.5	9	3	8	2	10	1	25

#57 | KEANU TANUVASA | DT | 6-4 | 300 | R-JR. | MISSION VIEJO, CA | UTAH



- Parents are Shawn and Lisa; Wife's name is Zerine
- Served two-year mission for The Church of Jesus Christ of Latter-day Saints to Provo, Utah
- Transfer from Utah, where he appeared in 24 games with 19 starts on the defensive line
- Was named a 2024 All-Big 12 Conference honorable mention
- Played in seven games in 2024 for the Utes with 17 tackles, 4.5 tackles for loss and one sack, adding four pass breakups and two QB hurries
- Started 13 games as redshirt freshman in 2023, earning CFN Freshman All-America honorable mention
- 2025 Team Captain; Key interior DT in BYU's defense
- Missed most of Arizona game after called targeting penalty early in the 2Q



STATS	GP	GS	TACKLES	SOLO	AST	TFL	SACK	FF	FR	PBU	INT	PDEF	TD	QBH
2025	13	13	23	9	14	4	2	0	0	3	0	2	0	2
CAREER	37	32	73	27	46	16	6	1	0	8	0	7	0	4

#7 | LOGAN LUTUI | DE | 6-2 | 260 | R-SR. | WEST VALLEY CITY, UT | WEBER STATE



- Parents are Vaikalafi & Saani
- Major: Exercise Science (pre-med)
- Missionary Service: Served a full-time mission for The Church of Jesus Christ of Latter-day Saints in Auckland, New Zealand (2017-19)
- Fluent in Tongan
- Married: Wife's name is Sele, married 2021; Son, Ezekiel, was born in May 2022
- Played in all 13 games last year for the Cougars, starting four outings
- Sacked Colorado quarterback Shedeur Sanders for loss of 23 yards, forcing the No. 23 Buffaloes into a missed field goal attempt in BYU's 36-14 Valero Alamo Bowl win to conclude last season
- 2025 Team Co-Captain; Had a pick and PBU dropping into coverage at Iowa State



STATS	GP	GS	TACKLES	SOLO	AST	TFL	SACK	FF	FR	PBU	INT	PDEF	TD	QBH
2025	13	13	48	24	24	4	0	0	0	5	1	4	0	1
CAREER	53	23	103	47	56	11.5	2.5	0	1	7	2	7	0	1



#4 | MORY BAMBA | CB | 6-3 | 190 | R-SR. | MENOMONEE FALLS, WI | TYLER JC



- Mother is Matogomah Cisse
- Major: Business
- Loves video games and soccer
- Competed in 110 hurdles and triple jump in track and field
- Speaks French and Madinka
- Transfer from Tyler (Texas) Junior College in spring 2022
- Played at ASA College (Miami, Florida), recording 14 tackles, six pass breakups and an interception
- Played in 10 games, starting five last year, with season-high three tackles in 22-21 win at Utah
- 2025 Team Co-Captain; key CB & special teams contributor; fumble recovery on punt cover at Iowa St.



STATS	GP	GS	TACKLES	SOLO	AST	TFL	SACK	FF	FR	PBU	INT	PDEF	TD	QBH
2025	13	2	23	22	1	2	0	0	1	4	0	4	0	0
CAREER	35	8	47	37	10	2	0	0	1	9	0	9	0	0

#0 | EVAN JOHNSON | CB | 6-0 | 185 | R-SO. | MONTEREY, CA | STEVENSON HS




- Parents are Ron and Lynn
- Father, Ron, was an NFL wide receiver with the Philadelphia Eagles
- Helps serve at a Boys and Girls club in Monterrey County, CA
- Fluent in Spanish: Major: Business
- Played in 12 games, starting four in 2024, recording first career INT in 34-14 win at Wyoming and second career pick in 36-14 win over No. 23 Colorado in 2024 Valero Alamo Bowl
- Awarded Defensive Player of the Game by coaching staff for performance versus Wyoming
- This year has 4 picks, including INTs on back-to-back defensive snaps in win at East Carolina—first pick in end zone to stop a possible ECU score, followed by jumping a route for 4-yard Pick-6 TD for BYU



STATS	GP	GS	TACKLES	SOLO	AST	TFL	SACK	FF	FR	PBU	INT	PDEF	TD	QBH
2025	13	12	44	36	8	2	1	0	0	7	4	11	1	0
CAREER	31	16	62	49	13	2	1	0	0	9	6	15	1	0

#28 | TANNER WALL | S | 6-1 | 205 | R-SR. | ALEXANDRIA, VA | YORKTOWN HS




- Parents are Ryan and Sher Wall; Wife's name is Corinne, married May 2024
- CSC Academic All-American in 2024; Fluent in Spanish and Portuguese
- Missionary Service: Served a full-time mission for The Church of Jesus Christ of Latter-day Saints in Maceio, Brazil (2018-2020)
- At BYU moved from WR to DB in 2023, but suffered season-ending injury. Earned starting role in 2024
- C-high 13 tackles v. Houston last year & 3 INTs led team w/Jakob Robinson; This year his 4 INTs tops team
- 2025 Team Captain has been named to prestigious 2025 AFCA Allstate Good Works Team; a finalist for 2025 Wuerffel Trophy & semifinalist for the 2025 Jason Witten Collegiate Man of the Year Award
- 2025 All-Big 12 First Team



STATS	GP	GS	TACKLES	SOLO	AST	TFL	SACK	FF	FR	PBU	INT	PDEF	TD	QBH
2025	13	13	66	39	27	1	0	1	0	0	4	4	1	0
CAREER	44	29	142	79	63	1	0	1	0	1	7	8	1	0

#44 | WILL FERRIN | K | 6-3 | 175 | R-SR. | KAYSVILLE, UT | BOISE STATE



- Parents are Jim & Margo
- Married: Wife, Courtney, is an elementary school teacher; Two brothers played lacrosse at BYU
- Major: Business Management; Named to CSC Academic All-District Team (2023)
- Served a two-year mission for The Church of Jesus Christ of Latter-day Saints in Vancouver, Canada
- Big 12 Co-Special Teams Player of the Year (2024); Big 12 Kicker of the Year (College FB Net, 2024)
- All-Big 12 First Team (Big 12 Coaches, AP, College Football Network, Phil Steele; 2024), Lou Groza Award Semi-finalist (2024)
- 2025 Lou Groza Award Watch List & Preseason All-Big 12 Team; 2025 Team Co-Captain
- BYU record holder: Season FG made (24 in 2024), Season Consecutive FG made (16 in 2024), Career Consecutive FG made (25, over 2024 & 25 seasons), Career Consecutive PAT made (118, active streak is ongoing)
- 2025 All-Big 12 Second Team



STATS	GP	FGM	FGA	PCT	LONG	PAT ATT	PAT M	PCT
2025	13	22	29	75.8%	56	47	47	100.0%
CAREER	48	57	70	81.4%	56	120	121	99.2%



DEFENSIVE RECORDS SINCE 2000

(Only defensive statistics since 2000 are officially recognized by the NCAA)

Individual Career Sacks

****Jack Kelly now has 30.5 including 16.5 at Weber St**

1. **30 Jan Jorgensen (2006-09)**
2. 27 Bronson Kaufusi (2012-15)
3. 26 Kyle Van Noy (2010-13)
4. 19 Brady Poppinga (2001-04)
5. 17 Corbin Kaufusi (2016-2018)

Individual Career Forced Fumbles

1. **11 Kyle Van Noy (2010-13)**
2. 6 Andrew Rich (2008-10)
3. 6 Aaron Francisco (2001-04)
4. 5 Bronson Kaufusi (2012-2015)
4. 4 Four players tied with 4

Individual Career Fumble Recoveries

1. **7 Dayan Ghanwoloku (2016-19)**
2. 6 Jan Jorgensen (2006-09)
2. 6 Shawn Doman (2006-09)
4. 5 Spencer Hadley (2008, 11-13)
5. 5 Fred Warner (2014-2017)

Individual Career Interceptions

1. **13 Kai Nacua (2013-16)** *older brother of Puka, Tei
2. 11 Jakob Robinson (2021-2024)
3. 10 Andrew Rich (2008-10)
4. 9 Jernaro Gifford (1999, 2001-03)

Individual Career Pass Breakups

1. **23 Robertson Daniel (2013-14)**
2. **23 Daniel Sorensen (2008, 11-13)**
3. 21 Jakob Robinson (2021-2024)
- 21 Brian Logan (2009-10)
4. 20 Preston Hadley (2011-12)
5. 19 Kaleb Hayes (2021-22)

BYU SPECIAL TEAMS BY THE NUMBERS

8/17 BYU ranks atop the Big 12 and No. 8 nationally in kickoff return yards allowed at 15.23 yards per return. BYU ranks No. 17 in its own kickoff returns with an average of 24.21 yards.

13 PK Will Ferrin ranks No. 13 nationally and is tied for second the Big 12 in field goals made per game this season, averaging 1.7 successful field goals per game.

50+ PK Will Ferrin hit from 50 yards vs. UCF for his 4th 50+ FG of the year. He also hit from 52 vs. TCU, 50 at ISU & a career-long 56-yarder vs. Portland St. to tie the BYU school record set by Owen Pochman vs. New Mexico in 2000. Last year Ferrin made 4 50+ (long of 54 at Baylor), making him 8 of 11 on 50+ the past 2 years.

13 Punter Sam Vander Haar (Melbourne, Australia) has placed 13 punts inside the 20 while avg. 42.5 yards on 38 punts. His season long is 69. He also ran 11 yds for 1st down on fake FG vs. WVU as the holder. After punting injured vs. TTU, he didn't punt vs. TCU, just doing holding duties, before returning to punting duties.

3 All-American punt returner Parker Kingston's 55-yd punt return TD vs. UCF is his third career punt return TD. Last year he made a 90-yard TD vs. K-State and a 64-yard TD return in the Alamo Bowl to become the first Cougar with two PR TDs in a season since James Dye in 1996. He also had a 26-yd late 4Q return gave BYU field position to set up its game-tying TD at Arizona and a 31-yd return vs. Portland St.

NOTEABLE DEFENSIVE PLAYERS | SEASON/CAREER HIGH (@BYU)

#0 EVAN JOHNSON CB

Tackles 6, at ISU, at ECU/same
Solo 6, at ISU/same
Assisted 1, 6 times, last at TT/same (11 times)
TFL 1, TCU, vs. TT (Big 12)/same
Sack 1, TCU/same
INT 2, at ECU/same
PBU 2, vs. TT (Big 12)/same
QBH - /1, at UCF ('24)

#1 THERRIAN ALEXANDER III CB

Tackles 5, at ECU/same
Solo 4, at UC, Utah, at ECU/same
Assisted 1, (7 times, last UCF)/same
TFL 1, at UC, Utah, at Ariz./same
Sack 1, at UC/same
QBH 2, Stanford/same
PBU 1, TCU, at ISU, at AZ, at ECU/same
INT 1, WVU (49-yd return)/same

#3 RAIDER DAMUNI S

Tackles 8, at ECU, vs. TT (Big 12)/same
Solo 6, at ECU/same
Assisted 4, vs. TT (Big 12)/same, 3 times
Forced Fumble - /1, OKSt. ('23)
FR 1, UCF/same
INT 1, Stanford/same
PBU 1, UCF, at TT/same (also WVa. '23)
Sack - /1, Colorado ('24)
TFL 0.5, at Ariz. /1, Colorado ('24)
QBH 1, PSU / same

#4 MORY BAMBA CB

Tackles 4, at ECU/same
Solo 4, at ECU/same
Assisted 2, Stanford/same
TFL 1, Utah, at ECU/same
PBU 1, four times/same
FR 1, at ISU/same

#7 LOGAN LUTUI DE

Tackles 7, at ECU/same
Solo 5, vs. TT (Big 12)/same
Assisted 6, at ECU/same
TFL 1.5, Sanford/same
Sack - /1, Colorado ('24)
INT 1, at ISU/Same (2 times)
PBU 1, at ISU, WVU, at ECU/2, at BU ('24)
QBH 1, TCU, WVU/2, Arizona ('24)
FR - /1, Houston ('24)

#11 FALETAU SATUALA

Tackles 12, Utah/same
Solo 8, Utah/same
Assisted 5, at Arizona/same
TFL 1.5, Stanford/same
*shared TFL w/Jack Kelly vs. Stanford resulted in a safety
Sack 1, at Colo./same
PBU 1, three times/same
INT 1, TCU, at ISU, (p-6 40yds), Stanford/same, also at UCF ('24)
FF 1, Utah, PSU/same

#13 TAUSILI AKANA, DE

Tackles 5, at UC/same
Solo 4, at UC/same
Assisted 2, at TT/same
TFL 2.5, TCU/same
Sack 0.5, TCU/same
QBH 2, UCF/same

#16 ISAIAH GLASKER LB

Tackles 10, at TT/12, at ASU ('24)
Solo 5, at TT/ 7, at ASU ('24)
Assisted 5, at TT/same (also at ASU, at Utah ('24)
TFL 2, at TT, at ECU/same(4 times)
Sack 1, at TT, at Colo., Stan/same(6 times)
PBU 1, at ECU /same (4 times)
INT 1, at Ariz., at Colo/same(5 times)
FF 1, Stanford/same
QBH 2, UCF, Utah, Stanford/same

#17 JACK KELLY LB (AT BYU)

Tackles 7, at TT, at ISU, Utah, at ECU/same (also Houston, at Utah ('24)
Solo 6, at ISU, at Colo./same
Assisted 3, at ECU/4, at Utah
TFL 2.5, UCF, Stanford /same, Houston ('24)
Sack 2, UCF, at TT, at ECU /same
QBH 3, UCF/same, at SMU ('24)
FF 1, UCF/1, Houston, K-St. ('24)
Block-return 1, PSU, 54y for TD/same
PBU 1, at TT/same (also at Baylor ('24)
INT - /1, Houston ('24)

#18 ACE KAUFUSI, LB

Tackles 4, at Ariz./7, at OKST ('23)
Solo 2, at ISU, WVU/5, at OKST ('23)
Assisted 3, at Ariz./2, at OKST ('23)
TFL 1, Portland St./same
QBH 1, UCF/same
PBU 1, at Colo., Portland St./same

#22 TOMMY PRASSAS, S

Tackles 3, at Colo., Stanford /7, Houston, at Utah ('24)
Solo 3, at Colo./same
Assisted 1, twice /4, at Utah ('24)
TFL - /2.5, Houston ('24)
Sack - /1, OKST, K-St., at WYO, at SMU ('24)
QBH 1, Stanford /3, at SMU ('24)
FF - /1, Houston, K-St. ('24)
PBU - /1, at Baylor ('24)
INT - /1, Houston ('24)

#25 TALAN ALFREY S

Tackles 3, PSU/10, (twice)
Solo 3, PSU/7, Oklahoma ('23)
Assisted 2, at ISU/5, USU ('22)
TFL 1, PSU/same
Fumble recovery 1, Utah /same, also USU ('22)
INT - /1, at Liberty ('22)
PBU - /1, twice ('22)
KO Return TD - /1, Houston ('24)

#28 TANNER WALL, S

Tackles 10, Utah /13, Hou. ('24)
Solo 7, Utah /same
Assisted 4, vs. TT (Big 12)/7, Hou. ('24)
TFL 1, Utah/same
INT 1, at UC, TCU (68-yd p-6), Utah, WVU /same (also at ASU, OKST, Arizona ('24)

#45 VILIAMI PO'UHA, DE

Tackles 5, at TT
Solo 2, WVU
Assisted 5, at TT
TFL 1, at ISU
Sack 1, at ISU
QBH 1, at UC
FR 1, Stanford

#48 BODIE SCHOONOVER, DE

Tackles 6, at Ariz./same
Solo 3, at Ariz./same
Assisted 4, WVU/same
TFL 2, twice/same
Sack 2, at ISU/same
PBU 1, Utah, at CU., Port. St/same
QBH 1, vs. TT (Big 12)/same

#54 SIALE ESERA LB

Tackles 16, at Ariz./same
Solo 6, at Ariz./same
Assisted 10, at Ariz./same
TFL 1, at UC, at TT/same (4 times)
Sack 1, at TT/same
QBH 1, UCF, Utah, at Ariz., Stanford/same, Arizona ('24)
PBU 1, at Ariz./same

#55 JOHN TAUMOEPAEU DT

Tackles 5, at TT, at Ariz., WVU/same
Solo 3, at TT, at ISU/same
Assisted 4, at Ariz./same
TFL 1, WVU/same, also at Baylor ('24)
Sack 0.5, TCU /1, at Baylor ('24)
FR 1, PSU/same
Block kick 1, PSU/FG/same

#57 KEANU TANUVASA, DT (AT BYU)

Tackles 4, at UC, Stanford
Solo 2, at UC, TCU, Stanford
Assisted 3, at TT, at ECU
TFL 1, TCU, WVU, Stanford
Sack 1, TCU, Stanford
QBH 2, UCF
PBU 1, twice

#90 HUNTER CLEGG, DE

Tackles 2, at TT, at Colo./same
Solo 2, at Colo./same
Assisted 1, at TT, at ISU, at Ariz., PSU/same
TFL 1, Utah/same
Sack 1, Utah/same
QBH 1, at ISU/same

#94 ANISI PURCELL, DT (AT BYU)

Tackles 3, PSU/same
Solo 2, at UC, at Colo./same
Assisted 2, WVU, PSU/same
TFL 1, at UC, PSU/same
Sack 1, at ISU, PSU/same

SPECIALISTS

#5 CODY HAGEN KR (AT BYU)

Kick Returns 5, at ISU/same
Kick Ret. Yrds 106, at ISU/same
Long Kick Ret 44, Stanford/same
Kick Return for TD -

#11 PARKER KINGSTON KR

Kick Returns - /3, SUU ('23)
Kick Ret. Yrds - /87, SUU ('23)
Long Kick Ret - /41, SUU ('23)
Punt Returns 4, PSU/same
Punt Ret. Yrds 54, PSU/90, K-St. ('24)
Long Punt Ret 55, UCF/90, K-St. ('24)
Punt Return for TD 1, UCF (55 y) / same, three times

#19 TIGER BACHMEIER PR (AT BYU)

Kick Returns 1, TCU/same
Kick Ret. Yrds 21, TCU/same
Long Kick Ret 21, TCU/same
Punt Returns 1, WVU, at Colo., at ECU, Stanford, PSU/same
Punt Ret. Yrds 44, Stanford/same
Long Punt Ret 44, Stanford/same
Punt Return for TD -

#35 SAM VANDER HAAR, P

Punts 5, Utah/same, also at Utah ('24)
Total Punt Yds 212, Utah/224, at Utah ('24)
Net Punt Yds 212, Utah/ 224, at Utah ('24)
Punt Avg. (min. 3) 43.67, Stanford / 70, at Baylor ('24)
Long Punt 50, Utah/70, at Baylor ('24)
Inside 20 3, Stanford/same, also K-State ('24)

#44 WILL FERRIN K

FGM 4, Stanford/same
FGA 4, Stanford/same
Long FG 56, PSU/same
PATM 9, PSU/same
PATA 9, PSU/same



KALANI SITAKE - HEAD COACH

YEARS AT BYU: 10th year at BYU (83-45) **YEARS OVERALL:** 10th year as head coach, 25 years in coaching

kah-LAH-nee
see-TAH-kay



Kalani Sitake (kah-LAH-nee see-TAH-kay) is entering his 10th season overseeing the BYU football program in 2025.

In his 25th overall season as a coach, Sitake leads the program he once played for under legendary Hall of Fame coach LaVell Edwards. A former Cougar running back (1994, 1997-2000), Sitake is the 14th head coach in BYU history and just the fourth since 1972, when Edwards took over the program. Sitake is the first former player under Edwards to be named head coach at BYU.

Sitake and his program moved from the ranks of FBS independents to join the Big 12 Conference in 2023 to take another step forward in the Big 12 Conference. A former Cougar running back (1994, 1997-2000), Sitake has guided BYU to a 83-45 (.648) overall record during his 10 seasons, including back to back 11-2 seasons, while finishing Big 12 play at 8-1 in 2025 and a berth in the Big 12 Conference title game.

This past season, Sitake was named the 2025 Chuck Neinas Big 12 Coach of the Year, along with the earning the 2025 Buddy Teevens Award from the Maxwell Football Club and National Football Foundation.

Last year, the American Football Coaches Association named Sitake its 2024 Region 4 Coach of the Year and a finalist for AFCA National Coach of the Year. He was also a semifinalist for the prestigious George Munger Award from the Maxwell Football Club given to the nation's top coach. He was named to the Paul "Bear" Bryant Coach of the Year Award Watchlist and the Dodd Trophy Midseason Watch List.

The Cougars finished 2024 ranked No. 13 in the nation after earned a 36-14 victory over No. 23 Colorado in the Valero Alamo Bowl in front of the most-watched game in the modern era of BYU football with 8 million viewers on ABC—the most-watched bowl game outside of the College Football Playoff in the 2024 season. A capacity crowd of 64,261 also watched the game in person—the second-highest for a Valero Alamo Bowl that did not include a Texas team (other was Oklahoma State and Ohio State in 2004) and the highest attended bowl game outside of the CFP in 2024.

With the invitation to the 2025 Pop-Tarts Bowl, Sitake has been part of 16 bowl games during his coaching career. He has been on the winning side 12 times, including a 5-2 mark as a head coach at BYU.

Before joining the Big 12 during his tenure in independence, Sitake helped the Cougars achieve notable wins over Arkansas, Baylor, Wisconsin, Michigan State, Mississippi State, Tennessee, USC, Utah, Arizona, Arizona State, Washington State and Boise State, among others. He has also championed BYU's Built4Life career development and NIL program. Built4Life is designed to support BYU student-athletes in developing critical life skills, facilitating professional development opportunities and connecting classroom learning directly to relevant employment opportunities.

Named BYU's head coach on December 19, 2015, Sitake returned to his alma mater from Oregon State, where he served as assistant head coach and defensive coordinator in 2015 under head coach Gary Andersen. Sitake took the helm at BYU after 15 years in the college coaching profession, which included seven seasons serving as a defensive coordinator and four years as an assistant head coach.

Prior to Oregon State, Sitake spent 10 seasons at the University of Utah under head coach Kyle Whittingham, also a former Cougar. Sitake started at Utah in 2005 as the linebackers coach and was promoted to defensive coordinator in 2009 before also being named assistant head coach in 2012. While at Utah, Sitake coached several Pac-12 and Mountain West Conference honorees, including Morris Trophy winners Star Lotulelei (2011) and Nate Orchard (2014).

During his career, Sitake has helped mentor 33 NFL Draft picks, including 13 Cougars since taking over the program. Last year's draft saw left tackle Kingsley Suamataia selected by the Kansas City Chiefs. In 2023, three Cougars drafted included Blake Freeland (4th round), Jaren Hall (5th round) and Puka Nacua (5th round). Nacua earned All-Pro status while finishing as the Offensive Rookie of the Year runner-up after a record-breaking first season in the league. In 2022, RB Tyler Allgeier went to the Atlanta Falcons, where he set a Falcon's rushing record for a rookie with a 1,000-yard season. Allgeier followed the footsteps of other recent Cougar draft picks under Sitake, such as No. 2 overall pick Zach Wilson and offensive tackle Brady Christensen among five players drafted in the 2021, linebackers Sione Takitaki and Fred Warner in 2019 and 2018 and running back Jamaal Williams in 2017. Among their many accomplishments, Williams, BYU's all-time rushing leader, also rushed for more than 1,000 yards in 2022 while leading the NFL in rushing touchdowns, while Warner again earned All-Pro honors being widely regarded as one of the top linebackers in the NFL.

Sitake began his coaching career in 2001 as the defensive backs and special teams coach at Eastern Arizona before becoming a defensive graduate assistant at BYU in 2002 under Gary Crowton. Sitake then joined the staff at Southern Utah where he coached running backs, tight ends and offensive line during the 2003 and 2004 seasons.

He began his BYU playing career in 1994 prior to serving a two-year mission for The Church of Jesus Christ of Latter-day Saints to Oakland, California. After returning and redshirting in 1997, Sitake was a three-year starter at fullback for the Cougars from 1998-2000 under Edwards. A team captain as a senior, Sitake's last game as a player was also the last game coached by the legendary Edwards, who was a great mentor for Sitake.

Born in Nuku'alofa, Tonga, and raised in Laie, Hawai'i and Provo, Utah, Sitake is the nation's first FBS head football coach of Tongan descent. He graduated from BYU in 2000 with a bachelor's degree in English. He and his wife Timberly have four children.

NOTABLES

- 33 NFL Draft picks
- 16 bowl games
- 8 Freshman All-Americans

NFL DRAFT PICKS

- Zach Wilson (1st Rd (2nd overall, New York)
- Star Lotulelei (1st Rd, Carolina)
- Kingsley Suamataia (2nd Rd, Kansas City)
- Koa Misi (2nd Rd, Miami)
- Eric Rowe (2nd Rd, Philadelphia)
- Nate Orchard (2nd Rd, Cleveland)
- Paul Kruger (2nd Rd, Baltimore)
- Sean Smith (2nd Rd, Miami)
- Eric Weddle (2nd Rd, San Diego)
- Brady Christensen (3rd Rd, Carolina)
- Fred Warner (3rd Rd, San Francisco)
- Jeremiah Poutasi (3rd Rd, Tennessee)
- Sione Takitaki (3rd Rd, Cleveland)
- Jamaal Williams (4th Rd, Green Bay)
- Keith McGill (4th Rd, Oakland)
- Paul Soliai (4th Rd, Miami)
- Blake Freeland (4th Rd, Indianapolis)
- Jaren Hall (5th Rd, Minnesota)
- Puka Nacua (5th Rd, LA Rams)
- Tyler Allgeier (5th Rd, Atlanta)
- Treston Decoud (5th Rd, Houston)
- Robert Johnson (5th Rd, Tennessee)
- Stevenson Sylvester (5th Rd, Pittsburgh)
- Brandon Burton (5th Rd, Minnesota)
- Spencer Toone (5th Rd, Tennessee)
- Brice McCain (6th Rd, Houston)
- Kaelin Clay (6th Rd, Tampa Bay)
- Khyiris Tonga (7th Rd, Chicago)
- Chris Wilcox (7th Rd, Tampa Bay)
- Dax Milne (7th Rd, Washington)
- R.J... Stanford (7th Rd, Carolina)
- Joe Kruger (7th Rd, Philadelphia)
- Trevor Reilly (7th Rd, New York Jets)

PLAYING CAREER


- 1994, 1997-2000 BYU fullback
- Team captain 2000
- Signed with Cincinnati Bengals in 2001

EDUCATION/FAMILY

- Bachelor of Arts - English (2000)
- Married to Timberly Friddle
- 4 children: Skye, Sadie, Kelaakalani, Sylvia
- Birthplace: Nuku'alofa, Tonga

SITAKE COACHING EXPERIENCE

2016-	BYU	Head Coach
2015	Oregon State	Assistant HC/DC
2012-14	Utah	Assistant HC/DC/LB
2009-12	Utah	Def. Coordinator/LB
2005-08	Utah	Linebackers
2004	Southern Utah	Offensive Line/TE
2003	Southern Utah	Running Backs/TE
2002	BYU	GA-Defense
2001	Eastern Arizona	DB/Sp. Teams





COACHES AND SUPPORT STAFF

Athletic Director Brian Santiago
 Head Coach Kalani Sitake
 Associate HC/DC/Safeties Jay Hill **(Booth)**
 OC/Quarterbacks Aaron Roderick **(Booth)**
 Passing Game Coordinator/WR Fesi Sitake
 Special Teams Coordinator/DE Kelly Poppinga
 Offensive Line/Run Game Coord. TJ Woods
 Defense Pass Game Coord. Cornerbacks Jernaro Gilford
 Linebackers Justin Ena **(Booth)**
 Tight Ends Kevin Gilbride
 Defensive Tackles Sione Po'uha
 Running Backs Harvey Unga
 Senior Analyst Gary Andersen
 Senior Analyst Chad Kauha'aha'a
 Assistant TE Coach Tyson McDaniel
 Assistant QB Coach Matt Mitchell
 Assistant Safeties Coach Gavin Fowler
 Offensive Analyst Al Pupunu
 Offensive Analyst Raelon Singleton
 Defensive Analyst Randy Coy, Jr.
 Defensive Analyst Tyus Moe
 Special Teams Analyst Dylan Almond
 Offensive Grad Assistant Brandon Kipper
 Offensive Grad Assistant Karter Shaw
 Defensive Grad Assistant Wesley Johnson
 Defensive Grad Assistant Hayden Livingston
 Assistant AD for Health & Performance Coleby Clawson
 Director of High Performance Skyler Mayne
 Director of Strength & Conditioning Ryan Phillis
 Associate Director of S & C Nate Potoschnik
 Strength & Conditioning Coach Christian Tupou
 Strength & Conditioning Coach Zach Shaw
 Strength & Conditioning Coach Tim Ismail
 Director of Rehabilitation Terrance Motley
 Director of Nutrition Dan Wilcox
 Director of Football Athletic Training Brett Mortensen
 Director of Mental Health Braden Brown
 Chief of Staff Jon Swift
 General Manager Dave George
 Director of Player Personnel Justin Anderson
 Director of Player Development Mike Hall
 Director of Recruiting Brandon Bradley
 Director of On-Campus Recruiting Annie Barham
 Director of Alumni Relations Jack Damuni
 Director of Scouting Vince Feula
 Director of Football Equipment Ops Josh Weir
 Director of Compliance for Football Kurt Hunsaker
 Director of FB Video & Technology Brayden Woodall
 Assistant Director of FB Video Wyatt Parkinson
 Associate AD for FB Academics/Built For Life Jasen Ah You
 Operations Assistant Clay Aucoin
 Executive Assistant to HC Christiana Roberts



KALANI SITAKE
Head Coach
BYU, 2000



JAY HILL (BOOTH)
Associate HC/DC/S
Utah, 2000



AARON RODERICK (BOOTH)
OC/QB
BYU, 1998



FESI SITAKE
PGC/WR
Southern Utah, 2011



KELLY POPPINGA
Special Teams/DE
BYU, 2007



TJ WOODS
OL/RGC
Azusa Pacific, 2002



JERNARO GILFORD
DEF. PGC/CB
BYU, 2004



KEVIN GILBRIDE
TE
Hawaii, 2003



JUSTIN ENA (BOOTH)
LB
BYU, 2001



SIONE PO'UHA
DT
Utah, 2016



HARVEY UNGA
RB
BYU, 2012

ON THE FIELD

Head Coach Kalani Sitake
 PGC/WR Fesi Sitake
 STC/DE Kelly Poppinga
 OL/RGC TJ Woods
 DPGC/CB Jernaro Gilford
 TE Kevin Gilbride
 DT Sione Po'uha
 RB Harvey Unga

IN THE BOOTH

DC/S Jay Hill
 OC/QB Aaron Roderick
 LB Justin Ena



TEAM OFFENSE

SCORED 70 POINTS OR MORE:

BYU: 2015, vs. Wagner (W, 70-6)
Opp: 2001, vs. Hawai'i (L, 72-45)

SCORED 60-69 POINTS:

BYU: 2025 vs. Portland State (W 69-0)
2021, vs. Virginia (W, 66-49)
Opp: 2001, Hawai'i (L, 72-45)

SCORED 50-59 POINTS:

BYU: 2022, vs. Utah Tech (W, 52-26)
Opp: 2022, Arkansas (L, 52-35)

SCORED 30+ POINTS IN UNDER 8 MINUTES:

BYU: 2024, 31 pts in 6:25, vs. K-State (W, 38-9)

SCORED DOUBLE-DIGITS EVERY QUARTER:

BYU: 2020, 14, 28, 14, 10 vs. North Alabama (W, 66-14)
Opp: 2007, 14, 17, 14, 10 at Tulsa (L, 47-55)

TOUCHDOWNS ON FIRST PLAY OF GAME:

Opp: 2025, B. Eskildsen, 75 catch, at Iowa State (W, 41-27)

TOUCHDOWNS ON THE FIRST TWO DRIVES:

BYU: 2024, at Baylor (W, 34-28)
Opp: 2025, vs. UCF (W, 41-21)

TOUCHDOWNS ON FIRST MULTIPLE DRIVES:

BYU: 2020, vs. North Alabama (W, 66-14)—on first 6 drives
BYU: 2021, vs. Idaho State (W, 59-14)—on first 5 drives
BYU: 2024, at Baylor (W, 34-28)—on first 4 drives
BYU: 2022, at. USF (W 50-21)—on first 3 drives

TOUCHDOWNS EACH DRIVE OF 1ST HALF:

BYU: 2020, vs. North Alabama (W 66-14)

TOUCHDOWN DRIVE OF 95+ YARDS:

BYU: 2024, 96 yards, at ASU (L, 28-23)
BYU: 2024, 95 yards, at Utah (W, 22-21)
BYU: 2024, 99 yards, vs. Arizona (W, 41-19)
Opp: 2025, 97 yards, at ECU (W, 34-13)

DID NOT SCORE A TOUCHDOWN:

BYU: 2023, at No. 7 Texas (L, 35-6)
Opp: 2025, Portland State (W 69-0), Stanford (W, 27-3)
2024, No. 13 K-State (W, 38-9) & at SMU (W, 18-15)

TOTAL OFFENSE 700 YARDS OR MORE:

BYU: 2021, 734, Virginia (W, 66-49)

TOTAL OFFENSE 600 YARDS OR MORE:

BYU: 2025, 606, Portland State (W 69-0)
Opp: 2022, 644, Arkansas (L, 52-35)

TOTAL OFFENSE 500-599 YARDS:

BYU: 2025, 516, vs. WVU (W, 38-24)
BYU: 2024, 527, vs. SIU (W, 41-13)
Opp: 2023, 503, Oklahoma State (L 40-34)

TOTAL OFFENSE 200 YARDS OR LESS:

BYU: 2025, 200, vs. Texas Tech Big 12 (L, 34-7)
BYU: 2018, 194, at Washington (L, 35-7)
Opp: 2025, 161, Stanford (W, 27-3)
Opp: 2025, 51, Portland St (W, 69-0)
Opp: 2020, 185 vs. Sam Houston

PASSING 500 YARDS OR MORE:

BYU: 2007, 537 at Tulsa (L, 47-55)
Opp: 2016, 505 vs. Toledo (W, 55-53)

PASSING 400-499 YARDS:

BYU: 2022, 456, vs. Utah Tech (W, 52-26)
Opp: 2023, 447, at TCU (L, 44-11)

PASSING 300-399 YARDS:

BYU: 2025, 351 vs. WVU (W, 38-24)
BYU: 2024, 346, at Arizona State (L, 28-23)
Opp: 2024, 324, at Baylor (W, 34-28)

PASSING 51-100 YARDS:

BYU: 2016, 96 vs. Wyoming (W, 24-21)
Opp: 2025, 56, Portland St (W, 69-0)
Opp: 2019, 72 at USF (L, 27-23)

PASSING 50 YARDS OR LESS:

BYU: 2022, 47, vs. SMU (W 24-23)
Opp: 2020, 30 at Navy (W, 55-3)

PASSING 10 COMPLETIONS OR LESS:

BYU: 2022, 7, vs. SMU (W 24-23)
Opp: 2025, 10, Portland State (W, 69-0)
Opp: 2020, 4 at Navy (W, 55-3)

PASSING 6 TOUCHDOWNS OR MORE:

BYU: 2012, 6 at New Mexico State (W, 50-14)

PASSING 5 TOUCHDOWNS:

BYU: 2022, 5, vs. Utah Tech (W, 52-26)
Opp: 2022, 5 Arkansas (L, 52-35)

PASSING 4 TOUCHDOWNS:

BYU: 2023, 4 vs. SIU (W, 41-16)
BYU: 2023, 4 at TCU (L, 44-11)

RUSHING 300 YARDS OR MORE:

BYU: 2025, 468, Portland State (W, 69-0)
BYU: 2022, 314, at USF (W, 50-21)
Opp: 2023, 336, at West Virginia (L, 37-7)

RUSHING 250-299 YARDS:

BYU: 2025, 265, at Cincy (W, 26-14)
BYU: 2025, 258 at Arizona (W, 33-27, 20T)
BYU: 2024, 252 at UCF (W, 37-24)
Opp: 2024, 269 vs. OKST (W, 38-35)

RUSHING 200-249 YARDS:

BYU: 2025, 202, Utah (W, 24-21)
Opp: 2024, 226, Utah (W, 24-21)

RUSHING 51-100 YARDS:

BYU: 2025, 63 vs Texas Tech, Big 12 (L 34-7)
BYU: 2025, 67 at Texas Tech (L, 29-7)
Opp: 2025, 87 at Cincy (W, 26-14)
Opp: 2024, 94 vs. Houston (W, 30-18)
Opp: 2024, 73 vs. Kansas (L, 17-13)
Opp: 2024, 63 at Baylor (W, 34-28)

RUSHING 50 YARDS OR LESS:

BYU: 2023, 9, at Kansas (L, 38-27)
Opp: 2025, 42, UCF (W, 41-21)
Opp: 2025, -5, Portland State (W, 69-0)

RUSHING ZERO YARDS OR LESS:

BYU: 2017, minus-5 vs. LSU (L, 27-0)
Opp: 2025, -5, Portland State (W, 69-0)

RUSHING 60 ATTEMPTS OR MORE:

BYU: 2014, 62 vs Houston (W, 33-25)
Opp: 2010, 65 at Air Force (L, 14-35)

RUSHING 50-59 ATTEMPTS:

BYU: 2025, 51, at Arizona (W, 33-27, 20T)
BYU: 2024, 52 at UCF (W, 37-24)
Opp: 2022, 50, vs. SMU (W 24-23)

RUSHING 4 TOUCHDOWNS OR MORE:

BYU: 2025, 4 vs. WVU (W, 38-24)
BYU: 2025, 5 vs. Portland State (W 69-0)
BYU: 2021, 6 vs. Virginia (W, 66-49)
Opp: 2023, 4 at Oklahoma State (L 40-34)

RUSHING 2 TOUCHDOWNS BY WR:

BYU: 2025, 2 vs. Stanford (W 27-3)
57 yards by Cody Hagen, 41 yards by Dominique McKenzie

FIRST DOWNS 30 OR MORE:

BYU: 2022, 30, vs. Utah Tech (W, 52-26)
BYU: 2021, 36 vs. Virginia (W, 66-49)
Opp: 2023, 30 at West Virginia (L, 37-7)

FIRST DOWNS 10 OR LESS:

BYU: 2018, 7 at Washington (L, 35-7)
Opp: 2025, 3, Portland State (W 69-0)
2024, 9, vs. Colorado (W 36-14)

THIRD-DOWN CONVERSION 70-74%:

BYU: 2024, 70% (7/10) at ASU (L, 28-23)
BYU: 2011, 71% (10/14) vs. New Mexico St (W, 42-7)
Opp: 2005, 76% (7/9) at Wyoming (W, 35-21)

THIRD-DOWN CONVERSION 75-79%:

BYU: 2011, 79% (11/14) at Oregon State (W, 38-28)
Opp: 2018, 75% (9/12) at Washington (L, 35-7)

THIRD-DOWN CONVERSION 80% OR MORE:

BYU: 2015, 89% vs. Wagner (W, 70-6)
Opp: 2022, 80% (12-15) Arkansas (L, 52-35)

THIRD-DOWN CONVERSION 90% OR MORE:

BYU: 2010, 92% (12/13) vs. Colorado State (W, 49-10)

INDIVIDUAL OFFENSE

ALL-PURPOSE 200-299 YARDS:

BYU: 2025, LJ Martin, 266, at Cincy (W, 26-14)
BYU: 2021, T. Allgeier, 204, vs. UAB (Bowl) (L, 23-17)
Opp: 2022, D. Hunter, 244, Liberty (L, 41-14)

ALL-PURPOSE 300 YARDS OR MORE:

BYU: 2007, A. Collie, 366 at Tulsa (L, 47-55)

ALL-PURPOSE 3 PLAYERS 100 YARDS OR MORE:

BYU: 2025, P. Kingston 145, C. Roberts 128, C. Hagen at I
BYU: 2025, C. Roberts 161, P. Kingston 120, LJ Martin 111 vs. WVU (W, 38-24)
BYU: 2024, K. Marion 121, C. Roberts 108, D. Lassiter, 103
Opp: 2023, O/ Gordon, 176, B. Presley 136, L. Johnson 132 at Ok. St. (L 40-34)

ALL-PURPOSE 2 PLAYERS 100 YARDS OR MORE:

BYU: 2025, UCF, 181 P. Kingston, 130 LJ Martin (W, 41-21)
BYU: 2025, TCU, 122 LJ Martin, 104 P. Kingston (W, 44-13)
BYU: 2025, at Arizona, 162, LJ Martin, 143 P. Kingston (W, 33-27, 20T)
Opp: 2025, at Texas Tech, 145, C. Dickey, 109, J-K Williams (L, 29-7)

TOUCHDOWNS SCORED 4 OR MORE IN QUARTER:

BYU: 1952, D. Felt (4 rushing) at San Jose State (L, 44-27) NCAA Record

TOUCHDOWNS SCORED 3 IN QUARTER:

BYU: 2022, K. Hill (3 receiving, 2Q) vs. Utah Tech (W, 52-26)

TOUCHDOWNS SCORED 4 OR MORE IN A HALF:

BYU: 2010, L. Ashworth (4 receiving) at CSU (W, 49-10)*

TOUCHDOWNS SCORED 3 IN A HALF:

BYU: 2022, K. Hill (3 receiving, 1st Half vs. Utah Tech (W, 52-26)
Opp: 2023, O. Gordon (3 rushing, 2nd half) at Oklahoma St. (L 40-34)

TD SCORED SAME PLAYER RUSHING & RECEIVING:

BYU: 2025, P. Kingston, v. WVU (W, 38-24)

INDIVIDUAL PASSING

PASSING 600 YARDS OR MORE:

BYU: 1993, J. Walsh 619 at Utah State (L, 56-58)
Opp: Never

PASSING 500-599 YARDS:

BYU: 2007, M. Hall 537 at Tulsa (L, 55-47)
Opp: 2016, L. Woodside 505 vs. Toledo (W, 55-53)

PASSING 400-499 YARDS:

BYU: 2022, J. Hall, 456, vs. Utah Tech (W, 52-26)
Opp: 2019, C. McDonald 493 vs. Hawai'i (L, 38-34)

PASSING NO TOUCHDOWNS:

BYU: 2025, B. Bachmeier, vs. Texas Tech Big 12 (L 34-7)
BYU: 2025, B. Bachmeier, at Cincy (W 26-14)
BYU: 2025, B. Bachmeier, Stanford (W 27-3)
Opp: 2025, J. Hoover, TCU (W, 44-13)

PASSING 25-29 COMPLETIONS:

BYU: 2022, J. Hall 29, at Boise State (W, 31-28)
Opp: 2025, B. Soreby 25, at Cincy (W, 26-14)
Opp: 2025, N. Fafita 25, at Arizona (W, 33-27, 20T)

PASSING 30-39 COMPLETIONS:

BYU: 2023, K. Slovis, 30, at Kansas (L, 38-27)
Opp: 2023, A. Bowman, 31 at Oklahoma State (L 40-34)

PASSING 40-49 COMPLETIONS:

BYU: 2005, J. Beck 41 vs. Boston College (L, 3-20)

PASSING 50-59 ATTEMPTS:

BYU: 2023, K. Slovis 51 at Kansas (L, 38-27)
BYU: 2015, T. Mangum 53 vs. UConn (W, 30-13)
Opp: 2024, N. Fafita, 52, vs. Arizona (W, 41-19)

PASSING 60 ATTEMPTS OR MORE:

BYU: 2014, C. Stewart 63 vs. NEV (L, 42-35)

PASSING 7 TOUCHDOWNS OR MORE:

BYU: 2008, M. Hall 7 vs. UCLA (W, 59-0)

PASSING 6 TOUCHDOWNS:

BYU: 2012, J. Lark 6 at New Mexico State (W, 50-14)

PASSING 5 TOUCHDOWNS:

BYU: 2022, J. Hall, vs. Utah Tech (W, 52-26)
BYU: 2014, C. Stewart, at California (W, 42-35)
Opp: 2022, KJ Jefferson, Arkansas (L, 52-35)

PASSING 4 TOUCHDOWNS:

BYU: 2023, K. Slovis vs. SIU (W, 41-16)
BYU: 2022, J. Hall vs. Wyoming (W, 38-24)
Opp: 2023, J. Hoover at TCU (L, 44-11)

PASSING 3 TOUCHDOWNS:

BYU: 2024, J. Retzlaff at Baylor (W, 34-28)
Opp: 2024, S. Robertson at Baylor (W, 34-28)

NON-QB PASSING TOUCHDOWN:

BYU: 2024, P. Kingston 33 yards to LJ Martin vs. Arizona (W, 41-19)
BYU: 2023, P. Kingston 26 yards to I. Rex vs. Iowa State (L, 45-13)
BYU: 2023, P. Kingston 37 yards to D. Smith at Arkansas (W, 38-31)
BYU: 2022, C. Roberts 22 yards to J. Hall vs. No. 9 Baylor (W, 26-20)
BYU: 2019, M. Simon 44-yards to M. Bushman vs. Liberty (W, 31-24)

INDIVIDUAL RECEIVING

RECEIVING 150-199 YARDS:

BYU: 2022, P. Nacua 157 at Boise State (W, 31-28)
Opp: 2019, J. Ward 159 vs. Hawai'i (L, 38-34)

RECEIVING 200 YARDS OR MORE:

BYU: 2008, D. Pitta 213 vs. Northern Iowa (W, 41-17)

RECEIVING 10-14 RECEPTIONS:

BYU: 2022, P. Nacua, 14 (for 157), at Boise State (W, 31-28)
Opp: 2022, J. Hobert, 11 (for 100), Utah Tech (W, 52-26)
Opp: 2022, M. Mayer, 11 (for 118), Notre Dame (L, 28-20)

RECEIVING 15 RECEPTIONS OR MORE:

BYU: 2014, M. Mathews 16 vs. NEV (L, 42-35)

10 OR MORE RECEIVERS WITH AT LEAST 1 CATCH:

BYU: 2024, 10 vs. SIU, (W, 41-13)
BYU: 2022, 10 at Oregon (L, 41-20)
Opp: 2025, 10, UCF (W, 41-20)

RECEIVING 3 TOUCHDOWNS:

BYU: 2022, K. Hill, vs. Utah Tech (W, 52-26)
BYU: 2020, D. Milne at Houston (W, 43-26)
Opp: 2022, M. Landers, Arkansas (L, 52-35)

RECEIVING 4 TOUCHDOWNS OR MORE:

BYU: 2012, C. Hoffman 5 at New Mexico State (W, 50-14)

RECEIVING 50-69 YARD TOUCHDOWN:

BYU: 2025, 54, P. Kingston, 54, vs. WVU (W, 38-24)
BYU: 2024, 62, C. Roberts, at UCF (W, 37-24)
BYU: 2024, 67, J. Phillips, vs. SIU (W, 41-13)
Opp: 2024, X. Gullory, 61 yards from S. Leavitt at ASU (L, 28-23)
Opp: 2023, J. Noel 66 yards from R. Becht vs. Iowa State (L, 45-13)

RECEIVING 70-79 YARD TOUCHDOWN:

BYU: 2025, P. Kingston 75 at Arizona (W, 33-27)
BYU: 2020, D. Milne 78 at Houston (W, 43-26)
Opp: 2025, B. Eskildsen, 75, at Iowa State (W, 41-27)

RECEIVING 80-YARD or more TOUCHDOWN:

BYU: 2015, M. Juergens 84 vs. Boise State (W, 35-24)
Opp: 2022, D. Osborne, 80, Utah Tech (W, 52-26)

RECEIVING 80-PLUS YARDS (w/out a TD)

BYU: 2025, C. Roberts, 85, vs. WVU (W, 38-24)

RECEIVING THREE 100-YARD RECEIVERS:

BYU: 2007, M. Reed 132, A. Collie 121, D. Pitta 113, vs. Tulsa (L, 55-47)

RECEIVING TWO 100-YARD RECEIVERS:

BYU: 2025, P. Kingston 133, C. Roberts 128, at Iowa State (W, 41-27)
BYU: 2025, C. Roberts 161, P. Kingston 111, vs. WVU (W, 38-24)
BYU: 2024, C. Roberts 108, D. Lassiter 103
Opp: 2022, D. Osborne, 138; J. Hobert, 100, Utah Tech (W, 52-26)

INDIVIDUAL RUSHING

RUSHING 20-29 CARRIES:

BYU: 2025, LJ Martin 22, UCF (W, 41-21)
BYU: 2025, LJ Martin 21, TCU (W, 44-13)
BYU: 2025, LJ Martin 25, Utah (W, 24-21)
BYU: 2025, LJ Martin 25, at Arizona (W, 33-27, 20T)
BYU: 2025, B. Bachmeier, 22, at Arizona (W, 33-27, 20T)
Opp: 2025, C. Dickey, 23, at Texas Tech (L, 29-7)

RUSHING 30-34 CARRIES:

BYU: 2025, LJ Martin 32 at Cincy (W, 26-14)
BYU: 2021, T. Allgeier 32 at Washington St. (W, 21-19)
Opp: 2023, O. Gordon 34 at Oklahoma State (L 40-34)

RUSHING 35 CARRIES OR MORE:

BYU: 1978, J. Blanc 36 vs. Wyoming (L, 29-34)
Opp: 2003, J. Jones 35 at Notre Dame (L, 33-14)

RUSHING 100-149 YARDS:



THE LAST TIME . . . (DEFENSE, SPECIAL TEAMS, GENERAL) - 23



RUSHING 3 TOUCHDOWNS:

BYU: 2025, LJ Martin, 3 vs. UCF (W, 41-21)
BYU: 2021, T. Allgeier 3 vs. UAB (Bowl) (L, 23-17)
Opp: 2014, P. Lynch 3 vs. Memphis (L, 55-48 2OT)

RUSHING 2 TD runs by a WR (or non-RB):

BYU: 2024, K. Marion, 10 & 1 yards, at ASU (L, 28-23)

RUSHING 50-69-YARD TOUCHDOWN:

BYU: 2022, C. Brooks, 52 at USF (W, 50-21)
Opp: 2024, O. Gordon 50 vs. OKST (W, 38-35)

RUSHING 70-YARD TOUCHDOWN OR MORE:

BYU: 2022, M. Davis 70, Wyoming (W, 38-24)
BYU: 2022, P. Nacua, 75, at USF (W, 50-21)
Opp: 2022, D. Hunter, 80, at Liberty (L, 41-14)

TEAM DEFENSE

TACKLES 90-99:

BYU: 2023, 92 vs. Cincinnati (W, 35-27)
Opp: 2016, 93 at Cincinnati (W, 20-3)

TACKLES 100 OR MORE:

BYU: 2017, 107 at Mississippi State (L, 35-10)
Opp: 2013, 117 at Houston (W, 47-46)

TACKLES 3 WITH DOUBLE-DIGITS:

BYU: 2023, M. Tooley 16, AJ Vongphachanh 10, H. Taggart 10 vs. Cincinnati (W, 35-27)
Opp: 2025, T. Brown 14, G. Smith 10, D. Johnson 10 at Ariz (W, 33-27, 2OT)

TACKLES 4 WITH DOUBLE-DIGITS:

BYU: 2009, Denney 13, Johnson 11, Doman 11, Jorgensen 10 vs. Air Force (W, 38-21)
Opp: 2013, Oliphant 16, Taylor 15, McDonald 13, Mathews 12, Stewart 10, McMillian 10 at HOU (W, 47-46)

SACKS 5 OR MORE:

BYU: 2020, 5 at Navy (W, 55-3)
Opp: 2021, 5 at Baylor (L, 38-24)

TURNOVERS CAUSED 4-5:

BYU: 2024, 4 vs. Arizona (W, 41-19)
BYU: 2023, 5 vs. Texas Tech (W, 27-14)
Opp: 2019, 4 at SDSU (L, 13-3)

TURNOVERS CAUSED 6 OR MORE:

BYU: 2016, 6 at Utah (L, 19-20)
Opp: 2017, 7 at Utah State (L, 40-24)

INTERCEPTIONS 4 OR MORE:

BYU: 2006, 4 vs. UNLV (W, 52-7)
Opp: 2017, 4 vs. UMass (L, 16-10)

INTERCEPTIONS by 12 or MORE Different Players:

BYU: 2024, 12 players
BYU 1987, 13 players (BYU record)

FUMBLES RECOVERED 3-4:

BYU: 2017, 4 vs. San Jose State (W, 41-20)
Opp: 2014, 3 at Boise State (L, 21-16)

FUMBLES RECOVERED 5 OR MORE:

Opp: 2011, 6 vs. Utah (L, 54-10)

FUMBLES FORCED 5 OR MORE:

BYU: 2008, 5 vs. Northern Iowa (W, 41-17)
Opp: 2011, 7 vs. Utah (L, 54-10)

SCORED A DEFENSIVE TOUCHDOWN:

BYU: 2025, INT, 68 yds (T. Wall) TCU (W, 44-13)
BYU: 2025, INT, 40 yds (F. Satalia) at Iowa State (W, 41-27)
BYU: 2025, INT, 4 yds (E. Johnson) at ECU (W, 34-13)
BYU: 2024, INT, 21 yds (L. Glasker) vs. Arizona (W, 41-19)
BYU: 2024, FR, 30 yds (T. Prassas) vs. K-State (W, 38-9)
BYU: 2023, INT (E. Heckard) at Oklahoma State (L 40-34)
Opp: 2023, INT, (B. Bowman) vs. No. 14 Oklahoma (L, 31-24)

SCORED TWO DEFENSIVE TOUCHDOWNS:

BYU: 2016, 2 INT returns at Boise State (L, 27-27)
Opp: 2023, FR & INT vs. Kansas (L, 38-27)

RETURNED AN INT FOR A TOUCHDOWN:

BYU: 2025, INT, 68 yds (T. Wall) TCU (W, 44-13)
BYU: 2025, INT, 40 yds (F. Satalia) at Iowa State (W, 41-27)
BYU: 2025, INT, 4 yds (E. Johnson) at ECU (W, 34-13)
BYU: 2024, INT (L. Glasker, 21 yards) vs. Arizona (W, 41-19)
BYU: 2023, INT/E. Heckard, 13 yards) at Oklahoma State (L 40-34),
Opp: 2023, INT, (B. Bowman, 100yds) vs. No. 14 Oklahoma (L, 31-24)

RETURNED TWO INTS FOR TOUCHDOWNS:

BYU: 2016, Fred Warner & Dayan Lake at Boise State (L, 28-27)
Opp: 2019, F. Bernard & J. Blackmon vs. Utah (L, 30-12)

FUMBLE RECOVERY/RETURN FOR TD:

BYU: 2024, FR, 30 yds (T. Prassas) vs. K-State (W, 38-9)
Opp: 2023, FR vs. Kansas (L, 38-27)

SAFETY WAS SCORED:

BYU: 2023, Stanford (W 27-3)
Opp: 2022, vs. Notre Dame (L, 28-20)

INDIVIDUAL DEFENSE

TACKLES 15 OR MORE:

BYU: 2025, S. Esera 16, at Arizona (W, 33-27, 2OT)
BYU: 2023, AJ Vongphachanh, 15 at Oklahoma State (L 40-34)
Opp: 2021, N. Jackson, 16 Virginia, (W, 66-49)

TACKLES FOR LOSS 4 OR MORE:

BYU: 2015, B. Kaufusi 4 vs. Fresno State (W 52-10)
Opp: 2014, T. Plummer 4.5 at UCF (L, 31-24)

SACKS 2:

BYU: 2025, J. Kelly, UCF (W, 41-21)
BYU: 2025, J. Kelly, at Texas Tech (L, 29-7)
BYU: 2025, B. Schoonover, at Iowa State (W, 41-27)
BYU: 2025, J. Kelly, at ECU (W, 34-13)
Opp: 2025, K. Lawson, UCF (W, 41-21)
Opp: 2025, W. McLaughlin, at Iowa State (W, 41-27)

SACKS 3:

BYU: 2020, T. Batty 3 vs. LA Tech (W, 45-14)
Opp: 2014, M. Brown 3 at Texas (W, 41-7)

SACKS 4 OR MORE:

BYU: 1999, S. Gali 4 vs. New Mexico (W, 31-7)
Opp: 2008, J. Hughes 4 vs. TCU (L, 32-7)

FUMBLE FORCED 2:

BYU: 2015, B. Kaufusi 2 at Missouri (L, 20-16)
Opp: 2012, K. Smith 2 at San Jose State (L, 20-14)

FUMBLE RECOVERIES 3 OR MORE:

BYU: 2005, J. Luettgertodt at Wyoming (W, 35-21)

FUMBLE WAS RETURNED FOR A TD:

BYU: 2024, FR, 30 yds (T. Prassas) vs. K-State (W, 38-9)
Opp: 2023, C. Bryant at Kansas 22 yards (L, 38-27)

INTERCEPTION RETURNED FOR A TD:

BYU: 2025, INT, 68 yds (T. Wall) TCU (W, 44-13)
BYU: 2025, INT, 40 yds (F. Satalia) at Iowa State (W, 41-27)
BYU: 2025, INT, 4 yds (E. Johnson) at ECU (W, 34-13)
BYU: 2024, I. Glasker vs. Arizona, 21 yds (W, 41-19)
BYU: 2023, E. Heckard at Oklahoma State, 13 yards (L, 40-34)
Opp: 2023, B. Bowman vs. No. 14 Oklahoma, 100 yards (L, 31-24)

INTERCEPTIONS 2:

BYU: 2025, INT, 4 yds (E. Johnson) at ECU (W, 34-13)
BYU: 2023, E. Heckard at Oklahoma State (L 40-34)
Opp: 2019, K. Bethley vs Hawai'i (L, 38-34)

INTERCEPTIONS on consecutive defensive snaps:

BYU: 2025, 2, INT, including 4 yds pick-6 (E. Johnson) at ECU (W, 34-13)

INTERCEPTIONS 3 OR MORE:

BYU: 2015, K. Nacua vs. Boise State (W, 35-24)
Opp: 2017, J. Davis at Utah State (L, 40-24)

SPECIAL TEAMS

SCORED 15 OR MORE POINTS KICKING:

BYU: 2025, W. Ferrin 15, Portland State (W 69-0)
BYU: 2013, J. Sorensen 16 vs. Texas (W, 40-21)
Opp: 2014, I. Frye 15 vs. Uva (W, 41-33)

FIELD GOAL 45-49 YARDS:

BYU: 2025, W. Ferrin, 45, at Arizona (W, 33-27, 2OT)
BYU: 2024, W. Ferrin, 49, at ASU (L, 28-23)
BYU: 2024, W. Ferrin, 49, at Wyoming (W 34-17)
Opp: 2025, S. Harrington, 47, at Texas Tech (L, 29-7)
Opp: 2025, K. Hensley, 45, WVU (W, 38-24)

FIELD GOAL 50 YARDS OR MORE:

BYU: 2025, W. Ferrin, UCF, 50 yards (W 41-21)
BYU: 2025, W. Ferrin, TCU, 52 yards (W, 44-13)
BYU: 2025, W. Ferrin, at Iowa State 50 yards (W 41-27)
BYU: 2025, W. Ferrin, Portland State, 56 yards (W 69-0)
BYU: 2024, W. Ferrin, at Baylor, 54 yards (W, 34-28)
BYU: 2024, W. Ferrin, vs. Southern Illinois, 50 yards (W, 41-13)
BYU: 2024, W. Ferrin vs. Colorado, 51 yards (W 36-14)
BYU: 2024, W. Ferrin vs. Colorado, 54 yards (W 36-14)
Opp: 2024, C. Rogers, 53, 52 at SMU (W, 18-15)

FIELD GOAL 54 YARDS OR MORE:

BYU: 2025, W. Ferrin, Portland State, 56 yards (W 69-0)
BYU: 2024, W. Ferrin, at Baylor, 54 yards (W, 34-28)
BYU: 2024, W. Ferrin, vs. Colorado, 54 yards (W 36-14)
BYU: 2020, J. Oldroyd 54 yards vs. Troy (W, 48-7)

3 OR MORE FIELD GOALS MISSED/GAME:

Opp: 2025, S. Rusnak, all 3 missed, at Cincy (W, 26-14)

FIELD GOAL BLOCK:

BYU: 2025, J. Taumoepeau, Portland State (W 69-0)
Opp: 2016, D. Grant, USF (vs. J. Smith, BYU) (W, 35-27)

FIELD GOAL BLOCKED AND RET. FOR TOUCHDOWN:

BYU: 2025, J. Kelly, Portland State (W69-0)
BYU: 2001, R. Denney at SDSU (W, 59-21)

FIELD GOALS 4 OR MORE CONVERTED:

BYU: 2025, W. Ferrin, 4, Stanford (W 27-3)
Opp: 2025, S. Harrington, 4, at Texas Tech (L, 29-7)
Opp: 2024, C. Rogers, 5, at SMU (W, 18-15)

CONVERTED FAKE FG:

BYU: 2025, S. Vander Haar, 11-yard run for 1st Down, vs. WVU (W, 38-24)
BYU: 2024, W. Ferrin, 8-yard run on 4&5, at UCF (W, 37-24)

PAT 10 OR MORE CONVERTED:

BYU: 2001, M. Payne 10 vs. Tulane (W, 70-35)
2015, T. Samson 10 vs. Wagner (W, 70-6)

BLOCKED A PAT:

BYU: 2023, S. Moala at Oklahoma State (L 40-34)
Opp: 2012, B. Yap vs. Hawaii (W, 47-0)

TWO-POINT CONVERSION SUCCESSFUL:

BYU: 2024, J. Retzlaff pass to D. Lassiter, at ASU (L, 28-23)
BYU: 2023, K. Slovis pass to C. Roberts, at TCU (L, 44-11)
Opp: 2023, A. Bowman pass to R. Owens, at Oklahoma St. (L 40-34)

KICKOFF RETURN TEAM 150 YARDS OR MORE:

BYU: 2011, 167 vs. TCU (L, 38-28)
Opp: 2022, 239, at USF (W, 50-21)

KICKOFF RETURN 100 TOTAL YARDS OR MORE:

BYU: 2024, K. Marion, 131 on 3 returns at Utah (W, 22-21)
BYU: 2024, K. Marion 116 on 2 returns at Wyoming (W, 34-14)
Opp: 2022, B. Battie, 150, at USF (W, 50-21)

KICKOFF RETURN 50-99 YARDS:

BYU: 2024, T. Alfrey, 58, vs. Houston (W, 30-18)
BYU: 2024, K. Marion, 96, at Utah (W, 22-21)
BYU: 2016, A. Hifo 66 vs. Wyoming (W, 24-21)
Opp: 2023, I. Sategna, 88, at Arkansas (W, 38-31)

KICKOFF RETURN 100 YARDS:

BYU: 2024, K. Marion at Wyoming (W, 34-14)
BYU: 1996, J. Dye vs. UTEP (W, 40-18)

KICKOFF RETURN FOR A TOUCHDOWN:

BYU: 2024, T. Alfrey, 58, vs. Houston (W, 30-18)
BYU: 2024, K. Marion, 96, at Utah (W, 22-21)
BYU: 2024, K. Marion, 100, at Wyoming (W, 34-14)
Opp: 2023, I. Sategna, 88, at Arkansas (W, 38-31)

KICKOFF RETURN FOR A TD ON THE ROAD:

BYU: 2024, K. Marion, 96, at Utah (W, 22-21)
BYU: 2024, K. Marion, 100 yards, at Wyoming (W, 34-14)
BYU: 1998, M. Rigell, 96 yards, at Hawaii (W, 31-9)

INDIVIDUAL 3 KO RETURN TD IN SAME SEASON

BYU: 2024, K. Marion, at Utah, at Wyoming (2024)
1989, S. Corley vs. Air Force (1989)
*Corley KR TDs happened in the same game

INDIVIDUAL 3 KO RETURN TD IN SAME SEASON

BYU 1961, 3 KO return TDs, Paul Allen, 88, 92, 93

TEAM 3 KO RETURN TD IN SAME SEASON

BYU: 2024, T. Alfrey, 58, K. Marion, 100, 96
Prior... BYU 1961, 3 KO return TDs, Paul Allen, 88, 92, 93

PUNT RETURN TEAM 100 YARDS OR MORE:

BYU: 2024, 107 vs. Colorado (W 36-14)

PUNT RETURN BY PLAYER OF 40 YARDS +:

BYU: 2025, P. Kingston 55 (TD) vs. UCF (W, 41-21)
BYU: 2025, T. Bachmeier 44, Stanford (W 27-3)
BYU: 2024, P. Kingston 90 (TD) vs. K-State (W, 38-9)
BYU: 2024, P. Kingston 64 (TD) vs. Colorado (W 36-14)
Opp: 2025, M. Covey, 57 fat Cincy (W, 26-14)
Opp: 2023, Xavier Worthy, 74 for TD, at No. 7 Texas (L, 35-6)

PUNT RETURN FOR A TD:

BYU: 2025, P. Kingston 55 (TD) vs. UCF (W, 41-21)
BYU: 2024, P. Kingston 90 (TD) vs. K-State (W, 38-9)
BYU: 2024, P. Kingston 64 (TD) vs. Colorado (W, 36-14)
BYU: 2013, J. Falslev vs. MTSU (W, 37-10)
Opp: 2023, Xavier Worthy, 74 for TD, at No. 7 Texas (L, 35-6)

PUNT WAS BLOCKED:

BYU: 2022, by H. Taggart, vs. SUU (W, 41-10)
Opp: 2015, by T. Hicks vs. ECU (W, 45-38)

PUNT BLOCKED FOR A TOUCHDOWN:

BYU: 2021, by K. Hill, Idaho State (W, 59-14)
Opp: 2015, by T. Hicks (rec. by Y. Bowden for TD) vs. ECU (W, 45-38)

PUNT 60-69 YARDS:

BYU: 2025, S. Vander Haar, 69 at Texas Tech (L, 29-7)
BYU: 2023, R. Rehkov 65, at Oklahoma State (L 40-34)
Opp: 2025, J. Burgess, 61, at Texas Tech (L, 29-7)

PUNT 70-79 YARDS:

BYU: 2024, S. Vander Haar, 70 at Baylor (W, 34-28)
Opp: 2011, T. Campbell 73 at Ole Miss (W, 14-13)

PUNT 80 YARDS OR MORE:

BYU: 2021, R. Rehkov 83 vs. No. 19 ASU (W, 27-17)

PUNT AVERAGE 50 OR MORE (min. 3):

BYU: 2024, S. Vander Haar, 51.0 on 3 punts, at Baylor (W, 34-28)
Opp: 2025, J. Burgess, 52.8 on 5 punts, at Texas Tech (L, 29-7)

DID NOT PUNT DURING ENTIRE GAME:

BYU: 2015, vs. Wagner (W 70-6)

CONVERTED FAKE PUNT:

BYU: 2024, S. Vander Haar, 22-yard run on 4&10, at Baylor (W, 34-28)

GENERAL

DEFEATED A RANKED OPPONENT:

BYU: 2025, No. 23/22 (AP/AFCA) Utah (W, 24-21)
BYU: 2024, No. 17 Colorado @ Alamo Bowl (W, 36-14)
BYU: 2024, No. 13 K-State (W, 38-9)
Opp: 2025, No. 8 Texas Tech over No. 7 BYU (L, 39-7)
Opp: 2024, No. 21 ASU over No. 14 BYU (L, 28-23)
Opp: 2024, Kansas over No. 6 BYU (L, 17-13)

DEFEATED A RANKED OPP (BEING UNRANKED):

BYU: 2024, No. 13 K-State (W, 38-9)
Opp: 2024, Kansas over No. 6 BYU (L, 17-13)

WON SCORING W/10 SECONDS OR LESS:

BYU: 2024, 4 seconds, 44-yd FG W. Ferrin, at Utah (W, 22-21)
BYU: 2024, 10 seconds, 35-yd TD Retzlaff to Lassiter, OKST (W, 38-35)
BYU: 2015, 0 seconds, 42-yd TD Mangum to Mathews, Neb (W, 33-28)

THE LAST TIME OVERTIME WAS PLAYED:

BYU& OPP, 2025, at Arizona (W, 33-27, 2OT)

TEAM WAS AHEAD AT HALF AND LOST:

BYU: 2023, at Oklahoma State (Ahead 24-6 and lost 40-34 in 2 OT)
Opp: 2025, at Iowa State (31-41, 27-20)
Opp: 2025, at Arizona (W, 33-27, 2OT)
Opp: 2024, at Colorado (ahead 14-10 and lost 24-21)
Opp: 2024, at Utah (ahead 21-10 and lost 22-21)
Opp: 2024, vs. OKST (ahead 21-14 and lost 38-35)
Opp: 2024, at SMU (ahead 9-7 and lost 18-15)

SHUTOUT BY OPPONENT IN FIRST HALF:

BYU: 2025, at Texas Tech, 13-0 (L, 29-7)
BYU: 2023, at West Virginia (L, 37-7)
Opp: 2025, Stanford (W 27-3)
Opp: 2025, Portland State (W 69-0)

SHUTOUT BY OPPONENT IN SECOND HALF:

BYU: 2025, vs. Texas Tech Big 12 (L 34-7)
BYU: 2025, at Liberty (L, 41-14)
Opp: 2025, Portland State (W 69-0)
Opp: 2023, at Utah (W 22-21)

SHUTOUT BY OPPONENT:

BYU: 2017, vs. LSU (L, 27-0)
Opp: 2025, Portland State (W 69-0)

PENALTIES 10 OR MORE:

BYU: 2025: 10 (67 yards) vs. WVU (W, 38-24)
BYU: 2025: 10 (101 yards) at ECU (W, 34-13)
BYU: 2024: 10 (67 yards) at Utah (W, 22-21)
BYU: 2023: 10 (98 yards) at WVU (L, 37-7)
BYU 2022, 11 (132 yds) vs. Utah Tech (W, 52-26)
Opp: 2025, 12 (77 yds) Utah (W, 24-21)

PENALTIES BOTH TEAMS 10 OR MORE:



	PSU	BYU
Score	0	69
FIRST DOWNS	3	28
RUSHES-YARDS (NET)	24--5	48-468
PASSING-YARDS (NET)	56	138
Passes Att-Comp-Int	20-10-0	18-12-0
TOTAL OFFENSE PLAYS-YARDS	44-51	66-606
Fumble Returns-Yards	1-0	1-0
Punt Returns-Yards	0-0	7-103
Kickoff Returns-Yards	2-17	0-0
Interception Returns-Yards	0-0	0-0
Punts (Number-Avg)	10-42.5	1-48.0
Fumbles-Lost	2-1	1-1
Penalties-Yards	4-20	5-55
Possession Time	25:38	34:22
Third-Down Conversions	1-13	6-10
Fourth-Down Conversions	0-0	1-1
Red-Zone Scores-Chances	0-0	6-6

Portland St.

Rushing	No.	Gain	Loss	Net	TD	Lg	Avg
J.Badolato-Birdsell	12	34	6	28	0	18	2.3
T.Smith	2	2	0	2	0	2	1
M.Avery	2	0	1	-1	0	0	-0.5

Passing	C-A-I	Yds	TD	Long	Sack
C.Jordan	8-14-0	58	0	20	2
T.Smith	2-6-0	-2	0	0	0

Receiving	No.	Yards	TD	Long	Tgt	YAC
M.Avery	3	11	0	7	4	1
B.Alvarez	2	10	0	6	3	7
K.Ingman	1	20	0	20	2	18
A.Miller	1	9	0	9	3	2

Punting	No.	Yds	Avg	Long	In20	TB
T.Johnson	10	425	42.5	63	3	0

Punt Returns	No.	Yards	TD	Long
--------------	-----	-------	----	------

Kick Returns	No.	Yards	TD	Long
C.Newman	2	17	0	18

Tackles	UA-A	Total	Sacks	TFL
I.Green	5-10	15	0	0
J.Roberts	2-8	10	0	0
J.Helmstetler	2-7	9	0	0

BYU

Rushing	No.	Gain	Loss	Net	TD	Lg	Avg
L.Martin	8	131	0	131	0	49	16.4
C.Hagen	2	57	0	57	1	57	28.5
J.Damuni	7	44	0	44	0	12	6.3

Passing	C-A-I	Yds	TD	Long	Sack
B.Bachmeier	7-11-0	97	3	25	0
T.Bourguet	1-2-0	8	0	8	0
M.Hillstead	4-5-0	33	0	13	0

Receiving	No.	Yards	TD	Long	Tgt	YAC
C.Ryan	2	47	1	25	2	14
C.Hagen	2	35	0	24	3	15
J.Damuni	2	14	0	13	2	14
L.Martin	1	12	0	12	1	12

Punting	No.	Yds	Avg	Long	In20	TB
S.Vander Haar	1	48	48.0	48	0	0

Punt Returns	No.	Yards	TD	Long
P.Kingston	4	54	0	31
C.DeVries	1	42	0	42
C.Ryan	1	14	0	14
T.Bachmeier	1	-7	0	0

Kick Returns	No.	Yards	TD	Long
--------------	-----	-------	----	------

Tackles	UA-A	Total	Sacks	TFL
T.Alfrey	3-0	3	0	1
I.Glasker	2-1	3	0	1.5
A.Purcell	1-2	3	1	1

Qtr	Time	Scoring Play	V-H
1st	03:58	BYU - J.Kelly 54 yd TD BLKF (PAT KICK by W.Ferrin GOOD) ,	-7
1st	00:00	BYU - C.Roberts 4 yd TD PASS from B.Bachmeier (PAT KICK by W.Ferrin GOOD) , 4-56 2:23	-14
2nd	09:52	BYU - N.Moeaki 5 yd TD PASS from B.Bachmeier (PAT KICK by W.Ferrin GOOD) , 7-48 2:55	-21
2nd	06:53	BYU - C.Hagen 57 yd TD RUSH (PAT KICK by W.Ferrin GOOD) , 4-84 1:53	-28
2nd	06:15	BYU - B.Bachmeier 4 yd TD RUSH (PAT KICK by W.Ferrin GOOD) , 2-6 0:25	-35
2nd	03:35	BYU - C.Ryan 22 yd TD PASS from B.Bachmeier (PAT KICK by W.Ferrin GOOD) , 4-91 1:24	-42
2nd	00:49	BYU - B.Bachmeier 12 yd TD RUSH (PAT KICK by W.Ferrin GOOD) , 4-58 1:05	-49
3rd	06:33	BYU - W.Ferrin 25 yd FG , 15-68 8:27	0-52
3rd	02:09	BYU - W.Ferrin 56 yd FG , 6-12 3:11	0-55
4th	14:51	BYU - D.McKenzie 41 yd TD RUSH (PAT KICK by W.Ferrin GOOD) , 2-53 0:13	-62
4th	01:55	BYU - C.Miska 5 yd TD RUSH (PAT KICK by W.Ferrin GOOD) , 15-79 10:21	-69



	CAR	BYU
Score	3	27
FIRST DOWNS	12	18
RUSHES-YARDS (NET)	24-19	41-157
PASSING-YARDS (NET)	142	175
Passes Att-Comp-Int	32-17-2	27-17-0
TOTAL OFFENSE PLAYS-YARDS	56-161	68-332
Fumble Returns-Yards	0-0	1-0
Punt Returns-Yards	0-0	3-61
Kickoff Returns-Yards	2-39	1-44
Interception Returns-Yards	0-0	2-50
Punts (Number-Avg)	5-43.2	3-43.7
Fumbles-Lost	2-1	1-0
Penalties-Yards	6-45	4-35
Possession Time	25:04	34:56
Third-Down Conversions	2-13	5-15
Fourth-Down Conversions	2-3	1-2
Red-Zone Scores-Chances	1-1	6-6

Stanford

Rushing	No.	Gain	Loss	Net	TD	Lg	Avg
M.Ford	12	28	7	21	0	9	1.8
T.Altahir	6	25	5	20	0	9	3.3
S.Irvin	1	1	0	1	0	1	1

Passing	C-A-I	Yds	TD	Long	Sack
B.Gulbranson	17-32-2	142	0	26	3

Receiving	No.	Yards	TD	Long	Tgt	YAC
B.Farrell	5	68	0	26	6	18
C.Williams	4	31	0	13	9	7
C.High	3	29	0	26	4	14
M.Brown	2	2	0	3	3	0

Punting	No.	Yds	Avg	Long	In20	TB
A.Flintoft	5	216	43.2	54	1	0

Punt Returns	No.	Yards	TD	Long
--------------	-----	-------	----	------

Kick Returns	No.	Yards	TD	Long
L.Thorpe	2	39	0	21

Tackles	UA-A	Total	Sacks	TFL
C.Wright	4-3	7	0	0
M.Rose	4-3	7	0	0
T.Tafiti	4-2	6	1	2

Qtr	Time	Scoring Play	V-H
1st	03:25	BYU - B.Bachmeier 3 yd TD RUSH (PAT RUSH by C.Ryan FAILED) , 6-85 3:16	0-6
2nd	14:56	BYU - W.Ferrin 36 yd FG , 4-1 2:03	0-9
2nd	10:52	BYU - W.Ferrin 30 yd FG , 5--7 1:59	0-12
2nd	05:14	BYU - 0 yd SAF ,	0-14
3rd	08:56	BYU - W.Ferrin 21 yd FG , 13-72 6:04	0-17
3rd	03:36	BYU - S.Moa 8 yd TD RUSH (PAT KICK by W.Ferrin GOOD) , 5-43 2:21	-24
4th	10:31	CAR - E.Kenney 26 yd FG , 15-67 8:05	3-24
4th	06:33	BYU - W.Ferrin 23 yd FG , 8-69 3:58	3-27

BYU

Rushing	No.	Gain	Loss	Net	TD	Lg	Avg
L.Martin	18	110	0	110	0	47	6.1
S.Moa	7	29	0	29	1	8	4.1
B.Bachmeier	12	26	19	7	1	9	0.6

Passing	C-A-I	Yds	TD	Long	Sack
B.Bachmeier	17-27-0	175	0	41	3

Receiving	No.	Yards	TD	Long	Tgt	YAC
C.Roberts	5	84	0	41	7	15
C.Ryan	3	36	0	25	3	18
J.Phillips	3	30	0	21	7	-4
P.Kingston	3	7	0	6	6	12

Punting	No.	Yds	Avg	Long	In20	TB
S.Vander Haar	3	131	43.7	48	3	0

Punt Returns	No.	Yards	TD	Long
T.Bachmeier	1	44	0	44
P.Kingston	2	17	0	9

Kick Returns	No.	Yards	TD	Long
C.Hagen	1	44	0	44

Tackles	UA-A	Total	Sacks	TFL
L.Lutui	2-4	6	0	1.5
F.Satuala	2-2	4	0	1
I.Glasker	3-1	4	1	1

Quickie Stats
BYU vs. East Carolina (Final)
09/20/2025 at Greenville, North Carolina



	BYU	ECU
Score	34	13
FIRST DOWNS	20	24
RUSHES-YARDS (NET)	34-172	35-119
PASSING-YARDS (NET)	246	285
Passes Att-Comp-Int	26-18-0	42-25-2
TOTAL OFFENSE PLAYS-YARDS	60-418	77-404
Fumble Returns-Yards	0-0	0-0
Punt Returns-Yards	1-12	1--11
Kickoff Returns-Yards	3-76	4-81
Interception Returns-Yards	2-4	0-0
Punts (Number-Avg)	4-43.5	4-41.8
Fumbles-Lost	0-0	2-0
Penalties-Yards	10-102	11-76
Possession Time	31:39	28:21
Third-Down Conversions	7-14	6-15
Fourth-Down Conversions	0-1	1-3
Red-Zone Scores-Chances	3-4	3-5

BYU

Rushing	No.	Gain	Loss	Net	TD	Lg	Avg
L.Martin	14	113	12	101	1	41	7.2
S.Moa	7	28	0	28	0	8	4
B.Bachmeier	5	32	6	26	1	16	5.2

Passing	C-A-I	Yds	TD	Long	Sack
B.Bachmeier	18-25-0	246	1	40	0
P.Kingston	0-1-0	0	0	0	0

Receiving	No.	Yards	TD	Long	Tgt	YAC
C.Roberts	5	97	0	40	8	55
P.Kingston	5	55	0	19	7	20
C.Ryan	4	63	1	24	6	46
S.Moa	3	24	0	10	3	13

Punting	No.	Yds	Avg	Long	In20	TB
S.Vander Haar	4	174	43.5	49	2	0

Punt Returns	No.	Yards	TD	Long
T.Bachmeier	1	12	0	12

Kick Returns	No.	Yards	TD	Long
C.Hagen	2	41	0	21
S.Moa	1	35	0	35

Tackles	UA-A	Total	Sacks	TFL
R.Damuni	6-2	8	0	0
J.Kelly	4-3	7	2	2
L.Lutui	1-6	7	0	0.5

East Carolina

Rushing	No.	Gain	Loss	Net	TD	Lg	Avg
L.Montgomery	6	43	0	43	0	33	7.2
M.Gunn Jr.	6	35	0	35	0	13	5.8
P.Jenkins	9	27	3	24	0	13	2.7

Passing	C-A-I	Yds	TD	Long	Sack
K.Houser	25-42-2	285	0	38	2

Receiving	No.	Yards	TD	Long	Tgt	YAC
Y.Smith	9	146	0	38	10	45
B.Spalding	6	64	0	14	8	7
P.Jenkins	4	12	0	8	5	31
A.Smith	2	24	0	15	9	13

Punting	No.	Yds	Avg	Long	In20	TB
R.Leavy	4	167	41.8	50	1	0

Punt Returns	No.	Yards	TD	Long
K.Pearson	1	-11	0	0

Kick Returns	No.	Yards	TD	Long
L.Montgomery	3	68	0	53
P.Jenkins	1	13	0	13

Tackles	UA-A	Total	Sacks	TFL
K.McKinley	1-8	9	0	0.5
D.Wilson	2-5	7	0	1
J.Riddle	2-4	6	0	0

Qtr	Time	Scoring Play	V-H
1st	09:58	BYU - W.Ferrin 40 yd FG , 8-38 3:44	3-0
1st	00:18	ECU - N.Mazzie 36 yd FG , 5-36 1:35	3-3
2nd	10:50	BYU - W.Ferrin 23 yd FG , 9-74 4:18	6-3
2nd	00:56	BYU - E.Johnson 4 yd TD INT RETURN (PAT KICK by W.Ferrin GOOD) ,	13-3
3rd	06:33	BYU - C.Ryan 20 yd TD PASS from B.Bachmeier (PAT KICK by W.Ferrin GOOD) , 2-47 0:49	20-3
3rd	02:27	ECU - N.Mazzie 25 yd FG , 14-68 4:06	20-6
4th	12:29	BYU - B.Bachmeier 16 yd TD RUSH (PAT KICK by W.Ferrin GOOD) , 8-52 4:51	27-6
4th	08:11	ECU - K.Houser 2 yd TD RUSH (PAT KICK by N.Mazzie GOOD) , 12-97 4:18	27-13
4th	03:44	BYU - L.Martin 41 yd TD RUSH , 9-75 4:27	33-13

Quickie Stats
BYU vs. Colorado (Final)
09/27/2025 at Boulder, Colorado



	BYU	COLO
Score	24	21
FIRST DOWNS	27	17
RUSHES-YARDS (NET)	36-208	37-172
PASSING-YARDS (NET)	179	119
Passes Att-Comp-Int	29-19-0	16-11-1
TOTAL OFFENSE PLAYS-YARDS	65-387	53-291
Fumble Returns-Yards	0-0	0-0
Punt Returns-Yards	2-17	1-6
Kickoff Returns-Yards	1-23	1-20
Interception Returns-Yards	1-0	0-0
Punts (Number-Avg)	3-40.3	5-41.4
Fumbles-Lost	1-0	0-0
Penalties-Yards	6-34	6-67
Possession Time	33:35	26:25
Third-Down Conversions	3-11	3-10
Fourth-Down Conversions	2-3	0-1
Red-Zone Scores-Chances	3-3	3-3

BYU

Rushing	No.	Gain	Loss	Net	TD	Lg	Avg
B.Bachmeier	15	103	5	98	0	16	6.5
L.Martin	15	70	12	58	0	16	3.9
C.Hagen	1	32	0	32	1	32	32

Passing	C-A-I	Yds	TD	Long	Sack
P.Kingston	0-2-0	0	0	0	0
B.Bachmeier	19-27-0	179	2	28	0

Receiving	No.	Yards	TD	Long	Tgt	YAC
C.Roberts	5	49	2	16	10	6
P.Kingston	5	38	0	15	5	29
L.Martin	4	36	0	19	5	51
C.Ryan	3	46	0	28	3	19

Punting	No.	Yds	Avg	Long	In20	TB
S.Vander Haar	3	121	40.3	47	2	0

Punt Returns	No.	Yards	TD	Long
P.Kingston	1	12	0	12
T.Bachmeier	1	5	0	5

Kick Returns	No.	Yards	TD	Long
C.Hagen	1	23	0	23

Tackles	UA-A	Total	Sacks	TFL
J.Kelly	6-0	6	1	2
E.Johnson	4-1	5	0	0
F.Satuala	3-2	5	1	1

Colorado

Rushing	No.	Gain	Loss	Net	TD	Lg	Avg
M.Welch	11	67	0	67	0	27	6.1
D.Miller	8	52	0	52	1	16	6.5
K.Salter	17	88	39	49	1	19	2.9

Passing	C-A-I	Yds	TD	Long	Sack
K.Salter	11-16-1	119	1	26	3

Receiving	No.	Yards	TD	Long	Tgt	YAC
J.Williams	5	56	0	26	8	44
D.Miller	2	27	1	19	2	4
O.Miller	1	19	0	19	2	2
M.Welch	1	9	0	9	1	12

Punting	No.	Yds	Avg	Long	In20	TB
D.Greaves	5	207	41.4	47	2	0

Punt Returns	No.	Yards	TD	Long
Q.Gibson	1	6	0	6

Kick Returns	No.	Yards	TD	Long
Q.Gibson	1	20	0	20

Tackles	UA-A	Total	Sacks	TFL
T.Byard	7-3	10	0	1
C.Stoutmire	4-3	7	0	0
T.Parks	5-0	5	0	0

Qtr	Time	Scoring Play	V-H
1st	09:44	COLO - K.Salter 3 yd TD RUSH (PAT KICK by A.Mata GOOD) , 11-75 5:16	-7
1st	05:08	COLO - D.Miller 5 yd TD RUSH (PAT KICK by A.Mata GOOD) , 4-62 1:23	-14
1st	00:45	BYU - W.Ferrin 28 yd FG , 8-65 4:23	3-14
2nd	00:46	BYU - C.Roberts 5 yd TD PASS from B.Bachmeier (PAT KICK by W.Ferrin GOOD) , 10-94 3:24	10-14
3rd	05:26	BYU - C.Roberts 4 yd TD PASS from B.Bachmeier (PAT KICK by W.Ferrin GOOD) , 9-74 4:51	17-14
3rd	02:42	COLO - D.Miller 19 yd TD PASS from K.Salter (PAT KICK by A.Mata GOOD) , 6-75 2:44	17-21
4th	14:02	BYU - C.Hagen 32 yd TD RUSH (PAT KICK by W.Ferrin GOOD) , 8-77 3:33	24-21



	WVU	BYU
Score	24	38
FIRST DOWNS	18	22
RUSHES-YARDS (NET)	47-156	42-165
PASSING-YARDS (NET)	135	351
Passes Att-Comp-Int	18-10-2	25-18-1
TOTAL OFFENSE PLAYS-YARDS	65-291	67-516
Fumble Returns-Yards	2-0	0-0
Punt Returns-Yards	0-0	2-3
Kickoff Returns-Yards	0-0	3-78
Interception Returns-Yards	1-19	2-49
Punts (Number-Avg)	3-46.7	1-49.0
Fumbles-Lost	0-0	3-2
Penalties-Yards	3-26	10-68
Possession Time	27:50	32:10
Third-Down Conversions	7-14	4-12
Fourth-Down Conversions	0-2	4-4
Red-Zone Scores-Chances	2-3	5-7

West Virginia

Rushing	No.	Gain	Loss	Net	TD	Lg	Avg
K.Wilkins	23	94	5	89	1	11	3.9
D.Hubbard	17	36	4	32	1	9	1.9
S.Fox Jr.	2	23	1	22	0	23	11

Passing	C-A-I	Yds	TD	Long	Sack
K.Wilkins	7-15-2	81	0	32	0
S.Fox Jr.	3-3-0	54	1	29	0

Receiving	No.	Yards	TD	Long	Tgt	YAC
C.Vaughn	2	43	1	29	6	10
J.Weimer	2	43	0	32	2	7
G.Barnes	1	15	0	15	1	7
P.Fox	1	14	0	14	3	0

Punting	No.	Yds	Avg	Long	In20	TB
O.Straw	3	140	46.7	50	3	0

Punt Returns	No.	Yards	TD	Long
--------------	-----	-------	----	------

Kick Returns	No.	Yards	TD	Long
--------------	-----	-------	----	------

Tackles	UA-A	Total	Sacks	TFL
C.Wilson	5-6	11	0	0.5
F.Perry	6-4	10	0	1
D.Lewis	3-3	6	0	0

Qtr	Time	Scoring Play	V-H
1st	09:14	BYU - P.Kingston 1 yd TD RUSH (PAT KICK by W.Ferrin GOOD) , 1-1 0:05	-7
1st	03:41	BYU - P.Kingston 54 yd TD PASS from B.Bachmeier (PAT KICK by W.Ferrin GOOD) , 3-57 1:16	-14
2nd	14:15	WVU - K.Hensley 45 yd FG , 9-48 4:26	3-14
2nd	05:17	BYU - L.Martin 4 yd TD RUSH (PAT KICK by W.Ferrin GOOD) , 2-89 0:54	3-21
2nd	01:58	WVU - D.Hubbard 3 yd TD RUSH (PAT KICK by K.Hensley GOOD) , 1-3 0:04	10-21
2nd	00:19	BYU - B.Bachmeier 2 yd TD RUSH (PAT KICK by W.Ferrin GOOD) , 9-73 1:31	10-28
3rd	06:53	BYU - W.Ferrin 37 yd FG , 15-55 7:59	10-31
3rd	00:37	WVU - K.Wilkins 6 yd TD RUSH (PAT KICK by K.Hensley GOOD) , 5-22 1:55	17-31
4th	08:50	BYU - L.Martin 1 yd TD RUSH (PAT KICK by W.Ferrin GOOD) , 12-75 6:42	17-38
4th	01:14	WVU - C.Vaughn 29 yd TD PASS from S.Fox Jr. (PAT KICK by K.Hensley GOOD) , 3-54 0:36	24-38

BYU

Rushing	No.	Gain	Loss	Net	TD	Lg	Avg
L.Martin	21	91	1	90	2	32	4.3
B.Bachmeier	12	55	12	43	1	14	3.6
J.Damuni	3	11	0	11	0	6	3.7

Passing	C-A-I	Yds	TD	Long	Sack
B.Bachmeier	18-25-1	351	1	85	0

Receiving	No.	Yards	TD	Long	Tgt	YAC
C.Roberts	4	161	0	85	5	98
P.Kingston	4	111	1	54	5	70
C.Hagen	3	13	0	6	5	9
L.Martin	2	21	0	14	2	6

Punting	No.	Yds	Avg	Long	In20	TB
S.Vander Haar	1	49	49.0	49	0	0

Punt Returns	No.	Yards	TD	Long
P.Kingston	1	9	0	9
T.Bachmeier	1	-6	0	0

Kick Returns	No.	Yards	TD	Long
C.Hagen	3	78	0	27

Tackles	UA-A	Total	Sacks	TFL
F.Satuala	6-2	8	0	1
L.Lutui	3-3	6	0	0
M.Hall	1-4	5	0	0

Quickie Stats
BYU vs. Arizona (Final)
10/11/2025 at Tucson, Arizona



	BYU	ARIZ
Score	33	27
FIRST DOWNS	23	23
RUSHES-YARDS (NET)	51-258	34-164
PASSING-YARDS (NET)	172	219
Passes Att-Comp-Int	29-12-2	45-25-1
TOTAL OFFENSE PLAYS-YARDS	80-430	79-383
Fumble Returns-Yards	0-0	0-0
Punt Returns-Yards	1-26	0-0
Kickoff Returns-Yards	0-0	1-0
Interception Returns-Yards	1-3	2-0
Punts (Number-Avg)	2-45.5	4-41.3
Fumbles-Lost	1-0	0-0
Penalties-Yards	5-42	4-28
Possession Time	32:47	27:13
Third-Down Conversions	8-16	4-17
Fourth-Down Conversions	2-3	4-6
Red-Zone Scores-Chances	2-2	2-3

BYU

Rushing	No.	Gain	Loss	Net	TD	Lg	Avg
L.Martin	25	162	0	162	1	28	6.5
B.Bachmeier	22	93	4	89	2	13	4
S.Vander Haar	1	6	0	6	0	6	6

Passing	C-A-I	Yds	TD	Long	Sack
B.Bachmeier	12-29-2	172	1	75	1

Receiving	No.	Yards	TD	Long	Tgt	YAC
P.Kingston	5	117	1	75	10	53
C.Roberts	2	25	0	17	6	10
C.Hagen	2	11	0	6	3	10
P.Rex	1	16	0	16	2	19

Punting	No.	Yds	Avg	Long	In20	TB
S.Vander Haar	2	91	45.5	47	0	0

Punt Returns	No.	Yards	TD	Long
P.Kingston	1	26	0	26

Kick Returns	No.	Yards	TD	Long
--------------	-----	-------	----	------

Tackles	UA-A	Total	Sacks	TFL
S.Esera	6-10	16	0	0.5
F.Satuala	5-6	11	0	1
B.Schoonover	3-3	6	0	0

Arizona

Rushing	No.	Gain	Loss	Net	TD	Lg	Avg
K.Reescano	13	90	0	90	1	36	6.9
Q.Craig	6	36	0	36	0	15	6
I.Mahdi	7	24	3	21	0	8	3

Passing	C-A-I	Yds	TD	Long	Sack
N.Fifita	25-45-1	219	2	35	0

Receiving	No.	Yards	TD	Long	Tgt	YAC
K.Hutson	9	106	1	19	15	15
J.Whatley	3	12	0	9	6	8
S.Olson	3	11	0	9	5	11
I.Mahdi	3	10	0	8	3	10

Punting	No.	Yds	Avg	Long	In20	TB
I.Lovison	4	165	41.3	44	1	0

Punt Returns	No.	Yards	TD	Long
--------------	-----	-------	----	------

Kick Returns	No.	Yards	TD	Long
T.Spivey	1	0	0	0

Tackles	UA-A	Total	Sacks	TFL
T.Brown	3-11	14	0	1
G.Smith	4-6	10	0	0.5
D.Johnson	2-8	10	0	0

Qtr	Time	Scoring Play	V-H
1st	08:55	BYU - L.Martin 28 yd TD RUSH (PAT KICK by W.Ferrin GOOD) , 8-66 3:21	7-
1st	04:15	BYU - P.Kingston 75 yd TD PASS from B.Bachmeier (PAT KICK by W.Ferrin GOOD) , 4-94 2:18	14-
1st	00:32	ARIZ - K.Hutson 17 yd TD PASS from N.Fifita (PAT KICK by M.Salgado-Medina GOOD) , 8-75 3:43	14-7
2nd	09:32	ARIZ - M.Salgado-Medina 24 yd FG , 10-38 3:19	14-10
2nd	00:40	ARIZ - C.Hunter 35 yd TD PASS from N.Fifita (PAT KICK by M.Salgado-Medina GOOD) , 8-76 1:58	14-17
4th	11:14	ARIZ - K.Reescano 36 yd TD RUSH (PAT KICK by M.Salgado-Medina GOOD) , 10-74 4:02	14-24
4th	04:08	BYU - W.Ferrin 24 yd FG , 15-69 7:06	17-24
4th	00:19	BYU - B.Bachmeier 2 yd TD RUSH (PAT KICK by W.Ferrin GOOD) , 11-47 2:36	24-24
5th		ARIZ - M.Salgado-Medina 23 yd FG , 6-20 0:00	24-27
5th		BYU - W.Ferrin 45 yd FG , 4--2 15:00	27-27
5th		BYU - B.Bachmeier 7 yd TD RUSH (PAT PASS to B.Bachmeier FAILED) , 5-25 0:00	33-27



	UTAH	BYU
Score	21	24
FIRST DOWNS	25	23
RUSHES-YARDS (NET)	37-226	42-202
PASSING-YARDS (NET)	244	166
Passes Att-Comp-Int	36-20-1	24-13-0
TOTAL OFFENSE PLAYS-YARDS	73-470	66-368
Fumble Returns-Yards	0-0	1-0
Punt Returns-Yards	2-16	1-2
Kickoff Returns-Yards	0-0	1-19
Interception Returns-Yards	0-0	1-0
Punts (Number-Avg)	2-40.5	5-42.4
Fumbles-Lost	2-1	0-0
Penalties-Yards	12-77	5-42
Possession Time	28:53	31:07
Third-Down Conversions	5-12	3-12
Fourth-Down Conversions	1-5	1-3
Red-Zone Scores-Chances	2-4	4-4

Utah

Rushing	No.	Gain	Loss	Net	TD	Lg	Avg
D.Bray	10	125	4	121	1	49	12.1
D.Dampier	15	81	17	64	0	26	4.3
W.Parker	8	23	0	23	0	9	2.9

Passing	C-A-I	Yds	TD	Long	Sack
D.Dampier	20-36-1	244	2	52	3

Receiving	No.	Yards	TD	Long	Tgt	YAC
R.Davis	7	66	1	22	10	23
D.Bentley	4	65	0	32	7	32
J.Buchanan	2	43	0	31	3	1
L.Simmons	2	26	1	24	4	0

Punting	No.	Yds	Avg	Long	In20	TB
O.Phillips	2	81	40.5	49	1	0

Punt Returns	No.	Yards	TD	Long
M.Carvalho	2	16	0	16

Kick Returns	No.	Yards	TD	Long
--------------	-----	-------	----	------

Tackles	UA-A	Total	Sacks	TFL
L.Fano	6-3	9	0	0
J.Bennee	6-2	8	0	0
A.Vimahi	4-2	6	0	1

BYU

Rushing	No.	Gain	Loss	Net	TD	Lg	Avg
L.Martin	26	126	4	122	0	17	4.7
B.Bachmeier	11	76	12	64	1	22	5.8
P.Kingston	2	16	0	16	1	12	8

Passing	C-A-I	Yds	TD	Long	Sack
TEAM	0-1-0	0	0	0	0
P.Kingston	0-1-0	0	0	0	0
B.Bachmeier	13-22-0	166	1	32	2

Receiving	No.	Yards	TD	Long	Tgt	YAC
P.Kingston	4	50	0	17	5	1
C.Ryan	4	36	0	26	5	9
C.Roberts	2	43	1	26	8	15
L.Martin	2	5	0	8	3	5

Punting	No.	Yds	Avg	Long	In20	TB
S.Vander Haar	5	212	42.4	50	2	0

Punt Returns	No.	Yards	TD	Long
P.Kingston	1	2	0	2

Kick Returns	No.	Yards	TD	Long
C.Hagen	1	19	0	19

Tackles	UA-A	Total	Sacks	TFL
F.Satuala	8-4	12	0	1
T.Wall	7-3	10	0	1
J.Kelly	5-2	7	1	1

Qtr	Time	Scoring Play	V-H
2nd	13:37	BYU - C.Roberts 17 yd TD PASS from B.Bachmeier (PAT KICK by W.Ferrin GOOD) , 6-81 3:00	-7
2nd	03:24	UTAH - R.Davis 11 yd TD PASS from D.Dampier (PAT KICK by D.Curtis GOOD) , 9-85 3:54	7-7
2nd	00:03	BYU - W.Ferrin 26 yd FG , 10-33 2:18	7-10
4th	14:15	UTAH - D.Bray 49 yd TD RUSH (PAT KICK by D.Curtis GOOD) , 9-90 4:12	14-10
4th	11:19	BYU - P.Kingston 12 yd TD RUSH (PAT KICK by W.Ferrin GOOD) , 5-81 2:46	14-17
4th	04:22	BYU - B.Bachmeier 22 yd TD RUSH (PAT KICK by W.Ferrin GOOD) , 8-64 5:02	14-24
4th	01:24	UTAH - L.Simmons 2 yd TD PASS from D.Dampier (PAT KICK by D.Curtis GOOD) , 5-77 1:21	21-24

Quickie Stats
BYU vs. Iowa State (Final)
10/25/2025 at Ames, Iowa



	BYU	ISU
Score	41	27
FIRST DOWNS	17	24
RUSHES-YARDS (NET)	28-103	34-184
PASSING-YARDS (NET)	307	311
Passes Att-Comp-Int	36-22-0	36-24-3
TOTAL OFFENSE PLAYS-YARDS	64-410	70-495
Fumble Returns-Yards	1-0	0-0
Punt Returns-Yards	0-0	2-8
Kickoff Returns-Yards	5-120	1-4
Interception Returns-Yards	3-65	0-0
Punts (Number-Avg)	4-42.0	1-48.0
Fumbles-Lost	1-0	2-1
Penalties-Yards	8-57	5-39
Possession Time	27:50	32:10
Third-Down Conversions	6-15	5-11
Fourth-Down Conversions	3-3	1-3
Red-Zone Scores-Chances	4-4	4-5

BYU

Rushing	No.	Gain	Loss	Net	TD	Lg	Avg
B.Bachmeier	12	60	11	49	1	14	4.1
P.Rex	6	19	2	17	0	9	2.8
L.Martin	5	15	0	15	1	4	3

Passing	C-A-I	Yds	TD	Long	Sack
TEAM	0-1-0	0	0	0	0
B.Bachmeier	22-35-0	307	2	45	2

Receiving	No.	Yards	TD	Long	Tgt	YAC
C.Roberts	8	128	0	45	9	61
P.Kingston	7	133	2	45	13	34
T.Bachmeier	2	25	0	17	3	7
C.Ryan	2	13	0	10	2	11

Punting	No.	Yds	Avg	Long	In20	TB
S.Vander Haar	4	168	42.0	44	1	0

Punt Returns	No.	Yards	TD	Long
--------------	-----	-------	----	------

Kick Returns	No.	Yards	TD	Long
C.Hagen	5	120	0	32

Tackles	UA-A	Total	Sacks	TFL
F.Satuala	6-4	10	0	1
T.Wall	6-3	9	0	0
J.Kelly	6-1	7	0	0.5

Iowa State

Rushing	No.	Gain	Loss	Net	TD	Lg	Avg
C.Hansen	16	152	0	152	2	65	9.5
A.Sama	9	64	1	63	0	28	7
X.Townsend	1	0	0	0	0	0	0

Passing	C-A-I	Yds	TD	Long	Sack
R.Becht	24-36-3	311	1	75	4

Receiving	No.	Yards	TD	Long	Tgt	YAC
B.Brahmer	5	75	0	24	6	31
G.Burkle	5	44	0	15	6	23
E.Green	3	32	0	15	3	6
X.Townsend	2	24	0	17	2	4

Punting	No.	Yds	Avg	Long	In20	TB
T.Perkins	1	48	48.0	48	0	0

Punt Returns	No.	Yards	TD	Long
A.Floria	1	10	0	10
TEAM	1	-2	0	0

Kick Returns	No.	Yards	TD	Long
Z.Robinson	1	4	0	4

Tackles	UA-A	Total	Sacks	TFL
M.Neal	4-5	9	0	0
K.Ebel	2-4	6	0	0.5
J.Patton	3-2	5	0	0

Qtr	Time	Scoring Play	V-H
1st	14:51	ISU - B.Eskildsen 75 yd TD PASS from R.Becht (PAT KICK by K.Konrardy GOOD) , 1-75 0:09	-7
1st	12:13	BYU - L.Martin 4 yd TD RUSH (PAT KICK by W.Ferrin GOOD) , 5-68 2:32	7-7
1st	08:05	ISU - K.Konrardy 36 yd FG , 11-57 4:08	7-10
1st	01:00	ISU - C.Hansen 2 yd TD RUSH (PAT KICK by K.Konrardy GOOD) , 9-60 4:24	7-17
2nd	08:59	BYU - W.Ferrin 50 yd FG , 7-42 2:11	10-17
2nd	01:52	ISU - C.Hansen 3 yd TD RUSH (PAT KICK by K.Konrardy GOOD) , 12-80 7:02	10-24
2nd	00:25	BYU - P.Kingston 12 yd TD PASS from B.Bachmeier (PAT KICK by W.Ferrin GOOD) , 10-60 1:20	17-24
3rd	10:52	BYU - W.Ferrin 27 yd FG , 11-57 4:08	20-24
3rd	04:33	BYU - B.Bachmeier 9 yd TD RUSH (PAT KICK by W.Ferrin GOOD) , 11-79 4:28	27-24
3rd	01:47	ISU - K.Konrardy 43 yd FG , 5-50 2:46	27-27
4th	14:21	BYU - P.Kingston 27 yd TD PASS from B.Bachmeier (PAT KICK by W.Ferrin GOOD) , 3-33 0:44	34-27
4th	13:40	BYU - F.Satuala 40 yd TD INT RETURN (PAT KICK by W.Ferrin GOOD) ,	41-27

Quickie Stats
BYU vs. Texas Tech (Final)
11/8/2025 at Lubbock, Texas



	BYU	TTU
Score	7	29
FIRST DOWNS	14	17
RUSHES-YARDS (NET)	27-67	43-149
PASSING-YARDS (NET)	188	219
Passes Att-Comp-Int	38-23-1	32-17-0
TOTAL OFFENSE PLAYS-YARDS	65-255	75-368
Fumble Returns-Yards	0-0	2-0
Punt Returns-Yards	3-6	0-0
Kickoff Returns-Yards	2-36	0-0
Interception Returns-Yards	0-0	1-8
Punts (Number-Avg)	6-42.7	5-52.8
Fumbles-Lost	2-2	0-0
Penalties-Yards	5-37	6-50
Possession Time	30:35	29:25
Third-Down Conversions	3-14	7-18
Fourth-Down Conversions	1-3	0-1
Red-Zone Scores-Chances	1-1	6-7

BYU

Rushing	No.	Gain	Loss	Net	TD	Lg	Avg
L.Martin	10	36	1	35	0	12	3.5
B.Bachmeier	11	18	6	12	0	5	1.1
P.Rex	4	11	1	10	0	7	2.5

Passing	C-A-I	Yds	TD	Long	Sack
B.Bachmeier	23-38-1	188	1	21	1

Receiving	No.	Yards	TD	Long	Tgt	YAC
C.Roberts	6	61	1	14	12	3
L.Martin	6	29	0	11	6	43
P.Kingston	5	43	0	21	10	11
C.Ryan	4	32	0	15	4	28

Punting	No.	Yds	Avg	Long	In20	TB
S.Vander Haar	6	256	42.7	69	1	1

Punt Returns	No.	Yards	TD	Long
R.Frischknecht	1	5	0	5
E.Johnson	1	2	0	2
P.Kingston	1	-1	0	0

Kick Returns	No.	Yards	TD	Long
C.Hagen	2	36	0	21

Tackles	UA-A	Total	Sacks	TFL
I.Glasker	5-5	10	1	2
T.Wall	5-3	8	0	0
J.Kelly	5-2	7	2	2

Texas Tech

Rushing	No.	Gain	Loss	Net	TD	Lg	Avg
C.Dickey	23	121	0	121	1	33	5.3
J.Williams	13	79	2	77	0	43	5.9
TEAM	2	0	2	-2	0	0	-1

Passing	C-A-I	Yds	TD	Long	Sack
B.Morton	17-32-0	219	1	39	4

Receiving	No.	Yards	TD	Long	Tgt	YAC
C.Eakin	4	52	0	37	6	37
T.Carter Jr.	4	41	0	18	6	24
R.Virgil	3	54	0	39	8	9
J.Williams	2	32	0	25	4	23

Punting	No.	Yds	Avg	Long	In20	TB
J.Burgess	5	264	52.8	61	2	1

Punt Returns	No.	Yards	TD	Long
--------------	-----	-------	----	------

Kick Returns	No.	Yards	TD	Long
--------------	-----	-------	----	------

Tackles	UA-A	Total	Sacks	TFL
J.Rodriguez	9-5	14	0	1
C.Wisniewski	5-5	10	0	0
J.Curry	4-3	7	0	0

Qtr	Time	Scoring Play	V-H
1st	10:07	TTU - S.Harrington 47 yd FG , 4--12 1:24	0-3
1st	00:19	TTU - C.Douglas 9 yd TD PASS from B.Morton , 12-92 5:01	0-9
2nd	08:08	TTU - S.Harrington 27 yd FG , 8-59 2:25	0-13
3rd	07:00	TTU - S.Harrington 39 yd FG , 12-59 4:10	0-16
3rd	03:41	TTU - S.Harrington 29 yd FG , 6-11 2:03	0-19
4th	10:46	TTU - C.Dickey 1 yd TD RUSH (PAT KICK by S.Harrington GOOD) , 9-80 4:04	-26
4th	07:35	BYU - C.Roberts 6 yd TD PASS from B.Bachmeier (PAT KICK by W.Ferrin GOOD) , 8-75 3:11	7-26
4th	02:37	TTU - S.Harrington 34 yd FG , 4-3 1:03	7-29

Quickie Stats
TCU vs. BYU (Final)
11/15/2025 at Provo, Utah



	TCU	BYU
Score	13	44
FIRST DOWNS	15	28
RUSHES-YARDS (NET)	34-115	39-151
PASSING-YARDS (NET)	183	296
Passes Att-Comp-Int	23-10-2	33-23-0
TOTAL OFFENSE PLAYS-YARDS	57-298	72-447
Fumble Returns-Yards	1-0	0-0
Punt Returns-Yards	0-0	2-11
Kickoff Returns-Yards	0-0	1-21
Interception Returns-Yards	0-0	2-69
Punts (Number-Avg)	4-43.3	1-41.0
Fumbles-Lost	0-0	1-1
Penalties-Yards	5-45	2-25
Possession Time	23:55	36:05
Third-Down Conversions	1-10	6-12
Fourth-Down Conversions	1-2	2-3
Red-Zone Scores-Chances	3-4	5-5

TCU							
Rushing	No.	Gain	Loss	Net	TD	Lg	Avg
J.Payne	9	55	0	55	0	16	6.1
J.Denman	7	46	1	45	1	13	6.4
N.Palmer	4	13	0	13	0	4	3.3

Passing	C-A-I	Yds	TD	Long	Sack
J.Hoover	10-23-2	183	0	47	4

Receiving	No.	Yards	TD	Long	Tgt	YAC
E.McAlister	4	107	0	47	10	64
J.Manjack IV	3	40	0	19	4	14
J.Dwyer	2	19	0	15	5	2
J.Payne	1	17	0	17	2	9

Punting	No.	Yds	Avg	Long	In20	TB
E.Craw	4	173	43.3	50	1	0

Punt Returns	No.	Yards	TD	Long
--------------	-----	-------	----	------

Kick Returns	No.	Yards	TD	Long
--------------	-----	-------	----	------

Tackles	UA-A	Total	Sacks	TFL
J.Johnson	1-8	9	0	0
K.Elarms-Orr	3-4	7	0	0
V.Glover	5-2	7	0	0

BYU							
Rushing	No.	Gain	Loss	Net	TD	Lg	Avg
L.Martin	21	90	2	88	1	10	4.2
B.Bachmeier	10	62	3	59	1	17	5.9
P.Kingston	4	14	1	13	1	11	3.3

Passing	C-A-I	Yds	TD	Long	Sack
B.Bachmeier	23-33-0	296	1	43	0

Receiving	No.	Yards	TD	Long	Tgt	YAC
P.Kingston	5	80	0	30	6	11
C.Roberts	5	50	0	13	10	7
C.Ryan	4	79	1	43	4	46
L.Martin	4	34	0	18	4	29

Punting	No.	Yds	Avg	Long	In20	TB
F.Shurtz	1	41	41.0	41	1	0

Punt Returns	No.	Yards	TD	Long
P.Kingston	2	11	0	11

Kick Returns	No.	Yards	TD	Long
T.Bachmeier	1	21	0	21

Tackles	UA-A	Total	Sacks	TFL
I.Glasker	3-3	6	0	0
M.Alford	3-3	6	0	0
F.Satuala	4-1	5	0	0

Qtr	Time	Scoring Play	V-H
1st	10:27	BYU - W.Ferrin 52 yd FG , 10-45 3:47	0-3
1st	02:13	BYU - P.Kingston 11 yd TD RUSH (PAT KICK by W.Ferrin GOOD) , 10-91 6:02	-10
2nd	10:16	BYU - B.Bachmeier 17 yd TD RUSH (PAT KICK by W.Ferrin GOOD) , 10-75 5:44	-17
2nd	07:17	TCU - N.McCashland 22 yd FG , 8-70 2:59	3-17
2nd	06:00	BYU - C.Ryan 43 yd TD PASS from B.Bachmeier (PAT KICK by W.Ferrin GOOD) , 4-75 1:03	3-24
2nd	01:14	TCU - J.Denman 13 yd TD RUSH (PAT KICK by N.McCashland GOOD) , 10-75 4:46	10-24
2nd	00:00	BYU - W.Ferrin 35 yd FG , 10-58 1:14	10-27
3rd	10:13	TCU - N.McCashland 33 yd FG , 11-59 4:47	13-27
3rd	04:08	BYU - W.Ferrin 29 yd FG , 12-64 6:05	13-30
4th	13:36	BYU - L.Martin 1 yd TD RUSH (PAT KICK by W.Ferrin GOOD) , 8-43 4:33	13-37
4th	04:09	BYU - T.Wall 68 yd TD INT RETURN (PAT KICK by W.Ferrin GOOD) ,	13-44

Quickie Stats
BYU vs. Cincinnati (Final)
11/22/2025 at Cincinnati, Ohio



	BYU	CIN
Score	26	14
FIRST DOWNS	24	19
RUSHES-YARDS (NET)	49-265	23-87
PASSING-YARDS (NET)	127	300
Passes Att-Comp-Int	25-15-0	38-25-1
TOTAL OFFENSE PLAYS-YARDS	74-392	61-387
Fumble Returns-Yards	1-0	0-0
Punt Returns-Yards	0-0	1-57
Kickoff Returns-Yards	1-22	1-18
Interception Returns-Yards	1-0	0-0
Punts (Number-Avg)	4-38.8	1-41.0
Fumbles-Lost	0-0	1-1
Penalties-Yards	3-21	5-40
Possession Time	38:25	21:35
Third-Down Conversions	7-15	4-13
Fourth-Down Conversions	0-0	3-4
Red-Zone Scores-Chances	4-4	1-3

BYU

Rushing	No.	Gain	Loss	Net	TD	Lg	Avg
L.Martin	32	223	1	222	2	33	6.9
B.Bachmeier	13	54	8	46	1	11	3.5
P.Kingston	1	6	0	6	0	6	6

Passing	C-A-I	Yds	TD	Long	Sack
B.Bachmeier	15-25-0	127	0	26	0

Receiving	No.	Yards	TD	Long	Tgt	YAC
P.Kingston	7	39	0	10	8	33
L.Martin	3	44	0	26	3	60
C.Ryan	2	16	0	11	4	10
J.Phillips	1	13	0	13	2	0

Punting	No.	Yds	Avg	Long	In20	TB
S.Vander Haar	4	155	38.8	42	2	0

Punt Returns	No.	Yards	TD	Long
--------------	-----	-------	----	------

Kick Returns	No.	Yards	TD	Long
C.Hagen	1	22	0	22

Tackles	UA-A	Total	Sacks	TFL
E.Johnson	5-0	5	0	0
T.Akana	4-1	5	0	0
S.Esera	5-0	5	0	1

Cincinnati

Rushing	No.	Gain	Loss	Net	TD	Lg	Avg
B.Sorsby	8	40	2	38	0	14	4.8
E.Pryor	7	39	3	36	0	28	5.1
T.Walker	5	11	2	9	0	5	1.8

Passing	C-A-I	Yds	TD	Long	Sack
B.Sorsby	25-38-1	300	2	37	1

Receiving	No.	Yards	TD	Long	Tgt	YAC
C.Allen	5	51	1	27	7	2
C.Goodie	4	37	0	19	7	36
T.Walker	4	22	0	9	4	24
E.Pryor	3	48	0	25	4	40

Punting	No.	Yds	Avg	Long	In20	TB
M.Fletcher	1	41	41.0	41	0	0

Punt Returns	No.	Yards	TD	Long
M.Covey	1	57	0	57

Kick Returns	No.	Yards	TD	Long
M.McDoom	1	18	0	18

Tackles	UA-A	Total	Sacks	TFL
C.Harrison	9-2	11	0	0
A.PEEK Jr.	3-8	11	0	0.5
J.Golday	2-7	9	0	2

Qtr	Time	Scoring Play	V-H
1st	04:39	BYU - B.Bachmeier 6 yd TD RUSH (PAT KICK by W.Ferrin GOOD) , 10-50 5:13	7-
2nd	06:34	CIN - C.Allen 27 yd TD PASS from B.Sorsby (PAT KICK by S.Rusnak GOOD) , 2-33 0:52	7-7
2nd	01:56	BYU - W.Ferrin 31 yd FG , 11-61 4:38	10-7
3rd	08:26	BYU - L.Martin 1 yd TD RUSH (PAT KICK by W.Ferrin GOOD) , 11-66 5:24	17-7
4th	14:07	BYU - W.Ferrin 32 yd FG , 12-56 6:06	20-7
4th	04:37	CIN - J.Caldwell 19 yd TD PASS from B.Sorsby (PAT KICK by S.Rusnak GOOD) , 8-86 3:14	20-14
4th	00:56	BYU - L.Martin 33 yd TD RUSH (PAT PASS to B.Bachmeier FAILED) , 9-75 3:34	26-14

Quickie Stats
UCF vs. BYU (Final)
11/29/2025 at



	UCF	BYU
Score	21	41
FIRST DOWNS	15	21
RUSHES-YARDS (NET)	19-42	40-118
PASSING-YARDS (NET)	254	289
Passes Att-Comp-Int	41-24-1	25-21-0
TOTAL OFFENSE PLAYS-YARDS	60-296	65-407
Fumble Returns-Yards	0-0	1-0
Punt Returns-Yards	1-21	1-55
Kickoff Returns-Yards	1-19	1-35
Interception Returns-Yards	0-0	1-0
Punts (Number-Avg)	3-44.3	1-48.0
Fumbles-Lost	1-1	1-0
Penalties-Yards	6-34	4-40
Possession Time	24:52	35:08
Third-Down Conversions	6-13	6-13
Fourth-Down Conversions	2-4	1-2
Red-Zone Scores-Chances	3-3	4-5

UCF

Rushing	No.	Gain	Loss	Net	TD	Lg	Avg
M.Montgomery	7	33	4	29	0	18	4.1
D.Thomas Jr.	4	17	0	17	0	9	4.3
J.Nixon	3	9	0	9	0	6	3

Passing	C-A-I	Yds	TD	Long	Sack
T.Jackson	21-37-0	232	2	33	2
D.Thomas Jr.	0-1-1	0	0	0	0
D.Belfort	2-2-0	18	0	13	0
A.Addae	1-1-0	4	1	4	0

Receiving	No.	Yards	TD	Long	Tgt	YAC
A.Addae	5	62	1	20	6	31
D.Thomas Jr.	4	74	0	33	5	44
W.Charles	4	50	0	16	9	27
D.Wade	4	31	1	17	6	26

Punting	No.	Yds	Avg	Long	In20	TB
A.Venneri	3	133	44.3	58	0	1

Punt Returns	No.	Yards	TD	Long
A.Jackson	1	21	0	21

Kick Returns	No.	Yards	TD	Long
J.Nixon	1	19	0	19

Tackles	UA-A	Total	Sacks	TFL
L.Carter	8-4	12	1	1
C.Kozlowski	4-6	10	0	0
D.Henderson	5-2	7	1	1

BYU

Rushing	No.	Gain	Loss	Net	TD	Lg	Avg
L.Martin	22	95	0	95	3	14	4.3
E.Nawahine	3	18	0	18	0	7	6
B.Bachmeier	9	32	28	4	0	9	0.4

Passing	C-A-I	Yds	TD	Long	Sack
B.Bachmeier	21-25-0	289	1	46	4

Receiving	No.	Yards	TD	Long	Tgt	YAC
P.Kingston	6	126	1	46	8	68
C.Ryan	5	85	0	26	5	33
L.Martin	5	35	0	9	5	17
J.Phillips	3	26	0	13	4	0

Punting	No.	Yds	Avg	Long	In20	TB
S.Vander Haar	1	48	48.0	48	0	0

Punt Returns	No.	Yards	TD	Long
P.Kingston	1	55	1	55

Kick Returns	No.	Yards	TD	Long
C.Hagen	1	35	0	35

Tackles	UA-A	Total	Sacks	TFL
J.Kelly	4-2	6	2	2.5
E.Johnson	4-0	4	0	0
T.Wall	3-1	4	0	0

Qtr	Time	Scoring Play	V-H
1st	09:27	UCF - D.Wade 4 yd TD PASS from T.Jackson (PAT KICK by N.Ruelas GOOD) , 11-75 5:33	7-
1st	03:39	UCF - A.Addae 20 yd TD PASS from T.Jackson (PAT KICK by N.Ruelas GOOD) , 7-52 3:40	14-
2nd	13:34	BYU - L.Martin 1 yd TD RUSH (PAT KICK by W.Ferrin GOOD) , 9-65 4:59	14-7
2nd	04:54	BYU - L.Martin 1 yd TD RUSH (PAT KICK by W.Ferrin GOOD) , 7-54 4:01	14-14
2nd	00:09	BYU - W.Ferrin 26 yd FG , 10-72 1:51	14-17
3rd	08:54	BYU - L.Martin 4 yd TD RUSH (PAT KICK by W.Ferrin GOOD) , 10-75 6:06	14-24
3rd	07:13	BYU - P.Kingston 55 yd TD PUNT RETURN (PAT KICK by W.Ferrin GOOD) ,	14-31
3rd	03:24	UCF - T.Jackson 4 yd TD PASS from A.Addae (PAT KICK by N.Ruelas GOOD) , 10-80 3:42	21-31
3rd	00:47	BYU - P.Kingston 46 yd TD PASS from B.Bachmeier (PAT KICK by W.Ferrin GOOD) , 6-75 2:37	21-38
4th	03:53	BYU - W.Ferrin 50 yd FG , 7-30 3:44	21-41

Quickie Stats
BYU vs. Texas Tech (Final)
12/6/2025 at Arlington, Texas



	BYU	TTU
Score	7	34
FIRST DOWNS	14	19
RUSHES-YARDS (NET)	30-63	41-159
PASSING-YARDS (NET)	137	215
Passes Att-Comp-Int	29-17-2	33-20-0
TOTAL OFFENSE PLAYS-YARDS	59-200	74-374
Fumble Returns-Yards	0-0	2-0
Punt Returns-Yards	1-7	1-6
Kickoff Returns-Yards	0-0	0-0
Interception Returns-Yards	0-0	2-20
Punts (Number-Avg)	4-40.3	2-40.0
Fumbles-Lost	4-2	1-0
Penalties-Yards	4-30	5-35
Possession Time	28:06	31:54
Third-Down Conversions	6-14	8-19
Fourth-Down Conversions	0-2	1-2
Red-Zone Scores-Chances	1-1	4-5

BYU

Rushing	No.	Gain	Loss	Net	TD	Lg	Avg
L.Martin	19	81	5	76	1	13	4
S.Moa	1	2	0	2	0	2	2
B.Bachmeier	9	24	26	-2	0	10	-0.2

Passing	C-A-I	Yds	TD	Long	Sack
P.Kingston	1-1-0	22	0	22	0
S.Vander Haar	0-1-0	0	0	0	0
B.Bachmeier	16-27-2	115	0	21	2

Receiving	No.	Yards	TD	Long	Tgt	YAC
L.Martin	7	31	0	12	8	57
P.Kingston	4	44	0	21	6	39
C.Roberts	3	32	0	18	4	7
C.Ryan	2	28	0	22	3	21

Punting	No.	Yds	Avg	Long	In20	TB
S.Vander Haar	4	161	40.3	44	0	0

Punt Returns	No.	Yards	TD	Long
P.Kingston	1	7	0	7

Kick Returns	No.	Yards	TD	Long
--------------	-----	-------	----	------

Tackles	UA-A	Total	Sacks	TFL
T.Wall	4-5	9	0	0
R.Damuni	4-4	8	0	0
F.Satuala	2-5	7	0	1

Texas Tech

Rushing	No.	Gain	Loss	Net	TD	Lg	Avg
J.Williams	15	83	3	80	0	23	5.3
C.Dickey	18	73	1	72	1	11	4
T.Carter Jr.	1	12	0	12	0	10	12

Passing	C-A-I	Yds	TD	Long	Sack
B.Morton	20-33-0	215	2	33	2

Receiving	No.	Yards	TD	Long	Tgt	YAC
R.Virgil	8	86	0	30	10	62
C.Dickey	4	20	0	7	7	13
C.Eakin	3	66	2	33	4	31
T.Carter Jr.	3	22	0	13	4	21

Punting	No.	Yds	Avg	Long	In20	TB
J.Burgess	2	80	40.0	45	2	0

Punt Returns	No.	Yards	TD	Long
J.Williams	1	6	0	6

Kick Returns	No.	Yards	TD	Long
--------------	-----	-------	----	------

Tackles	UA-A	Total	Sacks	TFL
J.Rodriguez	4-9	13	0	1
J.Curry	5-5	10	0	1
B.Golwas	3-3	6	0	0

Qtr	Time	Scoring Play	V-H
1st	04:58	BYU - L.Martin 10 yd TD RUSH (PAT KICK by W.Ferrin GOOD) , 14-90 6:50	7-
2nd	14:56	TTU - S.Harrington 23 yd FG , 11-70 5:02	7-3
2nd	10:42	TTU - C.Eakin 33 yd TD PASS from B.Morton (PAT KICK by S.Harrington GOOD) , 7-61 2:34	7-10
2nd	00:21	TTU - S.Harrington 40 yd FG , 7-45 1:16	7-13
3rd	03:21	TTU - C.Dickey 11 yd TD RUSH (PAT PASS caught by T.Carter Jr. GOOD) , 1-11 0:05	7-21
4th	12:49	TTU - S.Harrington 44 yd FG , 4--2 2:00	7-24
4th	07:03	TTU - C.Eakin 28 yd TD PASS from B.Morton (PAT KICK by S.Harrington GOOD) , 4-37 1:59	7-31
4th	04:39	TTU - S.Harrington 28 yd FG , 5-28 2:14	7-34



2025-26 BYU Football
Game Results
All games

Page 1/1
as of Dec 06, 2025

Team Results

	Date	Opponent		Score	Overall	Conf	Time	Attend
	08/30/2025	Portland St.	W	69-0	1-0	0-0	3:05	64494
	09/06/2025	Stanford	W	27-3	2-0	0-0	3:09	64692
	09/20/2025	at East Carolina	W	34-13	3-0	0-0	3:34	47213
*	09/27/2025	at Colorado	W	24-21	4-0	1-0	3:13	52265
*	10/03/2025	West Virginia	W	38-24	5-0	2-0	3:21	63917
*	10/11/2025	at Arizona	Wot2	33-27	6-0	3-0	5:02	47960
*	10/18/2025	Utah	W	24-21	7-0	4-0	3:32	64794
*	10/25/2025	at Iowa St.	W	41-27	8-0	5-0	3:29	61500
*	11/08/2025	at Texas Tech	L	7-29	8-1	5-1	3:26	60229
*	11/15/2025	TCU	W	44-13	9-1	6-1	3:15	64447
*	11/22/2025	at Cincinnati	W	26-14	10-1	7-1	3:26	38034
*	11/29/2025	UCF	W	41-21	11-1	8-1	3:17	60389
	12/06/2025	vs Texas Tech	L	7-34	11-2	8-1	3:15	85519



2025-26 BYU Football
Overall Team Statistics
All games

Page 1/2
as of Dec 06, 2025

Team Statistics

	BYU	OPP
Scoring	415	247
Points per game	31.9	19.0
Points Off Turnovers	72	41
First Downs	280	230
Rushing	142	98
Passing	116	114
Penalty	22	18
Rushing Yardage	2397	1587
Yards gained rushing	2643	1929
Yards lost rushing	246	342
Rushing attempts	507	432
Average per rush	4.7	3.7
Average per game	184.4	122.1
TDs Rushing	31	12
Passing Yardage	2771	2682
Comp-Att-Int	230-364-6	238-412-16
Average per pass	7.6	6.5
Average per catch	12.0	11.3
Average per game	213.2	206.3
TDs Passing	14	15
Total offense	5168	4269
Total plays	871	844
Average per play	5.9	5.1
Average per game	397.5	328.4
Kick returns: #-Yards	19-460	13-198
Punt returns: #-Yards	24-265	9-103
Int returns: #-Yards	16-251	6-47
Kick return average	24.2	15.2
Punt return average	11.0	11.4
Int return average	15.7	7.8
Fumbles-Lost	16-8	13-6
Penalties-Yards	71-586	78-582
Average per game	45.1	44.8
Punts-Yards	39-1655	49-2140
Average per punt	42.4	43.7
Net punt average	39.3	37.7
Kickoffs-Yards	83-5099	57-3636
Average per kick	61.4	63.8
Net kick average	39.7	39.1
Time of possession / game	32:50	27:10
3rd-down conversion	70/171	59/177
3rd-down pct	41%	33%
4th-down conversion	18/30	16/36



2025-26 BYU Football
Overall Team Statistics
All games

Page 2/2
as of Dec 06, 2025

	BYU	OPP
4th-down pct	60%	44%
Sacks by-Yards	30-229	16-97
Misc Yards	0	0
Touchdowns scored	50	27
Field goals - attempts	22-29	19-25
On-Side kicks	0-0	0-2
Red-zone scores	(49-53) 92%	(35-48) 73%
Red-zone touchdowns	(33-53) 62%	(19-48) 40%
PAT-attempts	(47-47) 100%	(26-26) 100%
2-point conversion-attempts	(0-3) 0%	(1-1) 100%
Attendance	382733	307201
Games / Avg per game	6/63789	6/51200
Neutral site games	-	1/85519

Score by Periods

Team	1st	2nd	3rd	4th	OT	TOT
BYU	85	131	74	116	9	415
Opponents	65	67	44	68	3	247



2025-26 BYU Football Combined Team Statistics All games

Page 1/3
as of Dec 06, 2025

Team Results

	Date	Opponent		Score	Att.
	08/30/2025	Portland St.	W	69-0	64494
	09/06/2025	Stanford	W	27-3	64692
	09/20/2025	at East Carolina	W	34-13	47213
*	09/27/2025	at Colorado	W	24-21	52265
*	10/03/2025	West Virginia	W	38-24	63917
*	10/11/2025	at Arizona	Wot2	33-27	47960
*	10/18/2025	Utah	W	24-21	64794
*	10/25/2025	at Iowa St.	W	41-27	61500
*	11/08/2025	at Texas Tech	L	7-29	60229
*	11/15/2025	TCU	W	44-13	64447
*	11/22/2025	at Cincinnati	W	26-14	38034
*	11/29/2025	UCF	W	41-21	60389
	12/06/2025	vs Texas Tech	L	7-34	85519

Rushing

Player	gp	att	gain	loss	net	avg	td	lg	avg/g
LJ Martin	13	236	1343	38	1305	5.5	12	49	100.4
Bear Bachmeier	13	146	667	140	527	3.6	11	22	40.5
Parker Kingston	13	22	108	5	103	4.7	3	20	7.9
Cody Hagen	12	9	108	15	93	10.3	2	57	7.8
Sione Moa	4	18	92	0	92	5.1	1	19	23.0
Jovesa Damuni	7	12	63	0	63	5.3	0	12	9.0
Enoch Nawahine	9	15	51	1	50	3.3	0	9	5.6
Dominique McKenzie	6	1	41	0	41	41.0	1	41	6.8
Lucky Finau	1	8	32	0	32	4.0	0	6	32.0
Preston Rex	11	13	33	3	30	2.3	0	9	2.7
McCae Hillstead	4	4	27	0	27	6.8	0	13	6.8
Treyson Bourguet	1	1	21	0	21	21.0	0	21	21.0
Sam Vander Haar	13	2	17	0	17	8.5	0	11	1.3
Cole Hagen	1	1	17	0	17	17.0	0	17	17.0
Charles Miska	2	6	14	0	14	2.3	1	5	7.0
Trey Roberts	1	1	7	0	7	7.0	0	7	7.0
Tiger Bachmeier	13	1	2	0	2	2.0	0	2	0.2
Fuller Shurtz	1	1	0	11	-11	-11.0	0	0	-11.0
Team	13	10	0	33	-33	-3.3	0	0	-2.5
Total	13	507	2643	246	2397	4.7	31	57	184.4
Opponents	13	432	1929	342	1587	3.7	12	65	122.1

Passing

Player	gp	effic	comp-att-int	pct	yds	td	lg	avg/g
Bear Bachmeier	13	139.2	224-349-6	64.2	2708	14	85	208.3
Parker Kingston	13	57.0	1-5-0	20.0	22	0	22	1.7
McCae Hillstead	4	135.4	4-5-0	80.0	33	0	13	8.3
Treyson Bourguet	1	83.6	1-2-0	50.0	8	0	8	8.0
Sam Vander Haar	13	0.0	0-1-0	0.0	0	0	0	0.0
Team	13	0.0	0-2-0	0.0	0	0	0	0.0
Total	13	136.5	230-364-6	63.2	2771	14	85	213.2
Opponents	13	116.7	238-412-16	57.8	2682	15	75	206.3

Receiving

Player	gp	no.	yds	avg	td	lg	avg/g
Parker Kingston	13	61	848	13.9	5	75	65.2
Chase Roberts	12	47	745	15.9	5	85	62.1
Carsen Ryan	13	37	500	13.5	3	43	38.5
LJ Martin	13	36	255	7.1	0	26	19.6
Cody Hagen	12	12	97	8.1	0	24	8.1
Jojo Phillips	7	10	108	10.8	0	21	15.4
Tiger Bachmeier	13	7	59	8.4	0	17	4.5
Sione Moa	4	6	36	6.0	0	17	9.0
Preston Rex	11	3	50	16.7	0	32	4.5
Enoch Nawahine	9	3	14	4.7	0	8	1.6
Jovesa Damuni	7	3	25	8.3	0	13	3.6
Noah Moeaki	13	2	16	8.0	1	11	1.2
Rowan Reay	13	1	8	8.0	0	8	0.6
Bear Bachmeier	13	1	3	3.0	0	3	0.2
Reggie Frischknecht	5	1	7	7.0	0	7	1.4
Total	13	230	2771	12.0	14	85	213.2
Opponents	13	238	2682	11.3	15	75	206.3

Game Records

Record	Overall	Home	Away	Neutral
ALL GAMES	11-2	6-0	5-1	0-1
CONFERENCE	8-1	4-0	4-1	0-0
NON-CONFERENCE	3-1	2-0	1-0	0-1

Team Statistics

	BYU	OPP
First Downs	280	230
Rushing	142	98
Passing	116	114
Penalty	22	18
Rushing Yardage	2397	1587
Rushing attempts	507	432
Average per rush	4.7	3.7
Average per game	184.4	122.1
TDs Rushing	31	12
Passing Yardage	2771	2682
Comp-Att-Int	230-364-6	238-412-16
Average per pass	7.6	6.5
Average per catch	12.0	11.3
Average per game	213.2	206.3
TDs Passing	14	15
Total offense	5168	4269
Average per play	5.9	5.1
Average per game	397.5	328.4
Kick returns: #-Yards	19-460	13-198
Punt returns: #-Yards	24-265	9-103
Int returns: #-Yards	16-251	6-47
Fumbles-Lost	16-8	13-6
Penalties-Yards	71-586	78-582
Punts-Avg	39-42.4	49-43.7
Time of possession / game	32:50	27:10
3rd-down conversion	70/171	59/177
4th-down conversion	18/30	16/36
PAT-attempts	(47-47) 100%	(26-26) 100%
2-point conversion-attempts	(0-3) 0%	(1-1) 100%

Interceptions

Player	no.	yds	avg	td	lg
Tanner Wall	4	68	17.0	1	68
Evan Johnson	4	25	6.3	1	11
Faletau Satuala	3	65	21.7	1	40
Isaiah Glasker	2	3	1.5	0	3
Logan Lutui	1	15	15.0	0	15
Raider Damuni	1	26	26.0	0	26
Therrian Alexander	1	49	49.0	0	49
Total	16	251	15.7	3	68
Opponents	6	47	7.8	0	19



2025-26 BYU Football Combined Team Statistics All games

Page 2/3
as of Dec 06, 2025

Field Goals

Player	fg	pct.	01-19	20-29	30-39	40-49	50-99	lg	blk
Will Ferrin	22-29	75.9	0-0	10-10	6-6	2-7	4-6	56	0
Opponents	19-25	76.0	0-0	9-9	5-5	5-10	0-1	47	1

Scoring

Player	td	fg	PAT					pts
			kick	rush	rcv	pass	dxp	
Will Ferrin	-	22-29	47-47	-	-	-	-	113
LJ Martin	12	-	-	-	-	-	-	72
Bear Bachmeier	11	-	-	-	-	-	-	66
Parker Kingston	9	-	-	-	-	-	-	54
Chase Roberts	5	-	-	-	-	-	-	30
Carsen Ryan	3	-	-	-	-	-	-	18
Cody Hagen	2	-	-	-	-	-	-	12
Jack Kelly	1	-	-	-	-	-	-	6
Tanner Wall	1	-	-	-	-	-	-	6
Evan Johnson	1	-	-	-	-	-	-	6
Dominique McKenzie	1	-	-	-	-	-	-	6
Sione Moa	1	-	-	-	-	-	-	6
Noah Moeaki	1	-	-	-	-	-	-	6
Faletau Satuala	1	-	-	-	-	-	-	6
Charles Miska	1	-	-	-	-	-	-	6
Total	50	22-29	47-47	0	0	0	0	415
Opponents	27	19-25	26-26	0	1	1	0	247

Score by Periods

Team	1st	2nd	3rd	4th	OT	TOT
BYU	85	131	74	116	9	415
Opponents	65	67	44	68	3	247

Punting

Player	no.	yds	avg	lg	tb	fc	i20	50+	blk
Sam Vander Haar	38	1614	42.5	69	1	19	13	2	0
Fuller Shurtz	1	41	41.0	41	0	1	1	0	0
Total	39	1655	42.4	69	1	20	14	2	0
Opponents	49	2140	43.7	63	2	12	17	11	0

Punt Returns

Player	no.	yds	avg	td	lg
Parker Kingston	15	192	12.8	1	55
Tiger Bachmeier	5	48	9.6	0	44
Carsen Ryan	1	14	14.0	0	14
Reggie Frischknecht	1	5	5.0	0	5
Cannon DeVries	1	4	4.0	0	4
Evan Johnson	1	2	2.0	0	2
Total	24	265	11.0	1	55
Opponents	9	103	11.4	0	57

Kick Returns

Player	no.	yds	avg	td	lg
Cody Hagen	17	404	23.8	0	44
Tiger Bachmeier	1	21	21.0	0	21
Sione Moa	1	35	35.0	0	35
Total	19	460	24.2	0	44
Opponents	13	198	15.2	0	53

All Purpose

Player	g	rush	rcv	pr	kr	ir	total	avg/g
LJ Martin	13	1305	255	0	0	0	1560	120.0
Parker Kingston	13	103	848	192	0	0	1143	87.9
Chase Roberts	12	0	745	0	0	0	745	62.1
Cody Hagen	12	93	97	0	404	0	594	49.5
Bear Bachmeier	13	527	3	0	0	0	530	40.8
Carsen Ryan	13	0	500	14	0	0	514	39.5
Sione Moa	4	92	36	0	35	0	163	40.8
Tiger Bachmeier	13	2	59	48	21	0	130	10.0
Jojo Phillips	7	0	108	0	0	0	108	15.4
Jovesa Damuni	7	63	25	0	0	0	88	12.6
Preston Rex	11	30	50	0	0	0	80	7.3
Tanner Wall	13	0	0	0	0	68	68	5.2
Faletau Satuala	13	0	0	0	0	65	65	5.0
Enoch Nawahine	9	50	14	0	0	0	64	7.1
Therrian Alexander	13	0	0	0	0	49	49	3.8
Dominique McKenzie	6	41	0	0	0	0	41	6.8
Lucky Finau	1	32	0	0	0	0	32	32.0
Evan Johnson	13	0	0	2	0	25	27	2.1
McCae Hillstead	4	27	0	0	0	0	27	6.8
Raider Damuni	11	0	0	0	0	26	26	2.4
Treyson Bourguet	1	21	0	0	0	0	21	21.0
Sam Vander Haar	13	17	0	0	0	0	17	1.3
Cole Hagen	1	17	0	0	0	0	17	17.0
Noah Moeaki	13	0	16	0	0	0	16	1.2
Logan Lutui	13	0	0	0	0	15	15	1.2
Charles Miska	2	14	0	0	0	0	14	7.0
Reggie Frischknecht	5	0	7	5	0	0	12	2.4
Rowan Reay	13	0	8	0	0	0	8	0.6
Trey Roberts	1	7	0	0	0	0	7	7.0
Cannon DeVries	13	0	0	4	0	0	4	0.3
Isaiah Glasker	13	0	0	0	0	3	3	0.2
Fuller Shurtz	1	-11	0	0	0	0	-11	-11.0
Total	13	2397	2771	265	460	251	6144	472.6
Opponents	13	1587	2682	103	198	47	4617	355.2

Total Offense

Player	g	plays	rush	pass	total	avg/g
Bear Bachmeier	13	495	527	2708	3235	248.8
LJ Martin	13	236	1305	0	1305	100.4
Parker Kingston	13	27	103	22	125	9.6
Cody Hagen	12	9	93	0	93	7.8
Sione Moa	4	18	92	0	92	23.0
Jovesa Damuni	7	12	63	0	63	9.0
McCae Hillstead	4	9	27	33	60	15.0
Enoch Nawahine	9	15	50	0	50	5.6
Dominique McKenzie	6	1	41	0	41	6.8
Lucky Finau	1	8	32	0	32	32.0
Preston Rex	11	13	30	0	30	2.7
Treyson Bourguet	1	3	21	8	29	29.0
Sam Vander Haar	13	3	17	0	17	1.3
Cole Hagen	1	1	17	0	17	17.0
Charles Miska	2	6	14	0	14	7.0
Trey Roberts	1	1	7	0	7	7.0
Tiger Bachmeier	13	1	2	0	2	0.2
Fuller Shurtz	1	1	-11	0	-11	-11.0
Total	13	871	2397	2771	5168	397.5
Opponents	13	844	1587	2682	4269	328.4



**2025-26 BYU Football
Combined Team Statistics
All games**

Page 3/3
as of Dec 06, 2025

Team Defense

#	Player	gp	Tackles				Sacks	Pass defense			Fumbles		blkd	
			ua	a	tot	tfl/yds		int-yds	brup	qbh	fr-yds	ff	kick	saf
11	Faletau Satuala	13	43	35	78	7.5-23	1-4	3-65	3	.	.	2	.	.
28	Tanner Wall	13	39	27	66	1-1	.	4-68	.	.	.	1	.	.
16	Isaiah Glasker	13	33	28	61	8.5-51	3-40	2-3	1	10	1-0	1	.	.
17	Jack Kelly	12	42	13	55	13.5-83	10-75	.	1	7	.	2	.	.
7	Logan Lutui	13	24	24	48	4-12	.	1-15	5	2
54	Siale Esera	13	22	23	45	3-17	1-14	.	1	4
0	Evan Johnson	13	36	8	44	2-9	1-7	4-25	7
3	Raider Damuni	11	18	22	40	0.5-1	.	1-26	2	1	1-0	.	.	.
55	John Taumoepeau	13	15	23	38	1.5-4	0.5-1	.	1	.	1-0	.	1	.
48	Bodie Schoonover	13	19	17	36	6.5-26	3-21	.	3	3
1	Therrian Alexander	13	25	7	32	3-7	1-2	1-49	5	2
57	Keanu Tanuvasa	13	9	14	23	4-19	2-13	.	3	3
4	Mory Bamba	13	22	1	23	2-5	.	.	4	.	1-0	.	.	.
30	Max Alford	10	11	10	21	2-6	1-5	.	.	1
45	Viliami Po'uha	13	7	14	21	1.5-9	1-9	.	.	1	1-0	.	.	.
18	Ace Kaufusi	13	9	7	16	1.5-3	.	.	2	3
21	Miles Hall	13	6	9	15	1-1
13	Tausili Akana	12	9	5	14	3.5-8	0.5-1	.	.	6
94	Anisi Purcell	9	7	4	11	3-13	2-12
25	Talan Alfrey	13	7	3	10	1-1	1-0	.	.	.
15	Tayvion Beasley	10	4	6	10	.	.	.	2	1
90	Hunter Clegg	12	6	4	10	1-10	1-10	.	.	1
2	Jonathan Kabeya	5	7	2	9	.	.	.	1
22	Tommy Prassas	5	6	2	8	1
5	Nusi Taumoepeau	8	5	1	6	1-6	1-6	.	.	1
29	Jayden Dunlap	7	4	1	5
97	Kinilau Fonohema	5	3	1	4
20	Cannon DeVries	13	2	2	4	0.5-1
20	Carsen Ryan	13	3	.	3
31	Kevin Doe	13	3	.	3
33	Choe Bryant-Strother	1	2	.	2	1-9	1-9
96	Justin Kirkland	5	1	1	2
44	Ephraim Asiata	4	.	2	2
10	Orion Maile-Kaufusi	6	1	1	2
83	Will Zundell	13	2	.	2
64	Kyle Sfarcioc	13	1	.	1
11	Parker Kingston	13	1	.	1
21	Enoch Nawahine	9	1	.	1
34	Maika Kaufusi	5	1	.	1
4	LJ Martin	13	1	.	1
32	Marcus McKenzie	8	1	.	1
35	Jarinn Kalama	3	1	.	1
24	Payton VanSteenkiste	8	1	.	1
46	Kendal Wall	3	.	1	1
Totals		13	460	318	778	74-325	30-229	16-251	41	47	6-0	6	1	1
Opponents		13	446	478	924	62-225	16-97	6-47	45	36	8-0	9	0	0



2025-26 BYU Football Individual Statistics All games

Page 1/3
as of Dec 06, 2025

Rushing

Player	gp	att	gain	loss	net	avg	td	lg	avg/g
LJ Martin	13	236	1343	38	1305	5.5	12	49	100.4
Bear Bachmeier	13	146	667	140	527	3.6	11	22	40.5
Parker Kingston	13	22	108	5	103	4.7	3	20	7.9
Cody Hagen	12	9	108	15	93	10.3	2	57	7.8
Sione Moa	4	18	92	0	92	5.1	1	19	23.0
Jovesa Damuni	7	12	63	0	63	5.3	0	12	9.0
Enoch Nawahine	9	15	51	1	50	3.3	0	9	5.6
Dominique McKenzie	6	1	41	0	41	41.0	1	41	6.8
Lucky Finau	1	8	32	0	32	4.0	0	6	32.0
Preston Rex	11	13	33	3	30	2.3	0	9	2.7
McCae Hillstead	4	4	27	0	27	6.8	0	13	6.8
Treyson Bourguet	1	1	21	0	21	21.0	0	21	21.0
Sam Vander Haar	13	2	17	0	17	8.5	0	11	1.3
Cole Hagen	1	1	17	0	17	17.0	0	17	17.0
Charles Miska	2	6	14	0	14	2.3	1	5	7.0
Trey Roberts	1	1	7	0	7	7.0	0	7	7.0
Tiger Bachmeier	13	1	2	0	2	2.0	0	2	0.2
Fuller Shurtz	1	1	0	11	-11	-11.0	0	0	-11.0
Team	13	10	0	33	-33	-3.3	0	0	-2.5
Total	13	507	2643	246	2397	4.7	31	57	184.4
Opponents	13	432	1929	342	1587	3.7	12	65	122.1

Punt Returns

Player	no.	yds	avg	td	lg
Parker Kingston	15	192	12.8	1	55
Tiger Bachmeier	5	48	9.6	0	44
Carsen Ryan	1	14	14.0	0	14
Reggie Frischknecht	1	5	5.0	0	5
Cannon DeVries	1	4	4.0	0	4
Evan Johnson	1	2	2.0	0	2
Total	24	265	11.0	1	55
Opponents	9	103	11.4	0	57

Interceptions

Player	no.	yds	avg	td	lg
Tanner Wall	4	68	17.0	1	68
Evan Johnson	4	25	6.3	1	11
Faletau Satuala	3	65	21.7	1	40
Isaiah Glasker	2	3	1.5	0	3
Logan Lutui	1	15	15.0	0	15
Raider Damuni	1	26	26.0	0	26
Therrian Alexander	1	49	49.0	0	49
Total	16	251	15.7	3	68
Opponents	6	47	7.8	0	19

Passing

Player	gp	effic	comp-att-int	pct	yds	td	lg	avg/g
Bear Bachmeier	13	139.2	224-349-6	64.2	2708	14	85	208.3
Parker Kingston	13	57.0	1-5-0	20.0	22	0	22	1.7
McCae Hillstead	4	135.4	4-5-0	80.0	33	0	13	8.3
Treyson Bourguet	1	83.6	1-2-0	50.0	8	0	8	8.0
Sam Vander Haar	13	0.0	0-1-0	0.0	0	0	0	0.0
Team	13	0.0	0-2-0	0.0	0	0	0	0.0
Total	13	136.5	230-364-6	63.2	2771	14	85	213.2
Opponents	13	116.7	238-412-16	57.8	2682	15	75	206.3

Kick Returns

Player	no.	yds	avg	td	lg
Cody Hagen	17	404	23.8	0	44
Tiger Bachmeier	1	21	21.0	0	21
Sione Moa	1	35	35.0	0	35
Total	19	460	24.2	0	44
Opponents	13	198	15.2	0	53

Fumbles Recovered

Player	no.	yds	avg	td	lg
Talan Alfrey	1	0	0.0	0	0
Mory Bamba	1	0	0.0	0	0
Raider Damuni	1	0	0.0	0	0
Isaiah Glasker	1	0	0.0	0	0
Viliani Po'uha	1	0	0.0	0	0
John Taumoepeau	1	0	0.0	0	0
Total	6	0	0.0	0	0
Opponents	8	0	0.0	0	0

Receiving

Player	gp	no.	yds	avg	td	lg	avg/g
Parker Kingston	13	61	848	13.9	5	75	65.2
Chase Roberts	12	47	745	15.9	5	85	62.1
Carsen Ryan	13	37	500	13.5	3	43	38.5
LJ Martin	13	36	255	7.1	0	26	19.6
Cody Hagen	12	12	97	8.1	0	24	8.1
Jojo Phillips	7	10	108	10.8	0	21	15.4
Tiger Bachmeier	13	7	59	8.4	0	17	4.5
Sione Moa	4	6	36	6.0	0	17	9.0
Preston Rex	11	3	50	16.7	0	32	4.5
Enoch Nawahine	9	3	14	4.7	0	8	1.6
Jovesa Damuni	7	3	25	8.3	0	13	3.6
Noah Moeaki	13	2	16	8.0	1	11	1.2
Rowan Reay	13	1	8	8.0	0	8	0.6
Bear Bachmeier	13	1	3	3.0	0	3	0.2
Reggie Frischknecht	5	1	7	7.0	0	7	1.4
Total	13	230	2771	12.0	14	85	213.2
Opponents	13	238	2682	11.3	15	75	206.3



2025-26 BYU Football
Individual Statistics
All games

Page 2/3
as of Dec 06, 2025

Scoring

Player	td	fg	PAT						pts
			kick	rush	rcv	pass	dxp	saf	
Will Ferrin	-	22-29	47-47	-	-	-	-	-	113
LJ Martin	12	-	-	-	-	-	-	-	72
Bear Bachmeier	11	-	-	-	-	-	-	-	66
Parker Kingston	9	-	-	-	-	-	-	-	54
Chase Roberts	5	-	-	-	-	-	-	-	30
Carsen Ryan	3	-	-	-	-	-	-	-	18
Cody Hagen	2	-	-	-	-	-	-	-	12
Jack Kelly	1	-	-	-	-	-	-	-	6
Tanner Wall	1	-	-	-	-	-	-	-	6
Evan Johnson	1	-	-	-	-	-	-	-	6
Dominique McKenzie	1	-	-	-	-	-	-	-	6
Sione Moa	1	-	-	-	-	-	-	-	6
Noah Moeaki	1	-	-	-	-	-	-	-	6
Faletau Satuala	1	-	-	-	-	-	-	-	6
Charles Miska	1	-	-	-	-	-	-	-	6
Total	50	22-29	47-47	0	0	0	0	1	415
Opponents	27	19-25	26-26	0	1	1	0	0	247

Field Goals

Player	fg	pct.	01-19	20-29	30-39	40-49	50-99	lg	blk
Will Ferrin	22-29	75.9	0-0	10-10	6-6	2-7	4-6	56	0
Opponents	19-25	76.0	0-0	9-9	5-5	5-10	0-1	47	1

FG Sequence

Team Name	BYU	Opponents
Portland St.	(25),(56)	57
Stanford	(36),(30),(21),(23)	(26)
East Carolina	(40),(23)	(36),(25)
Colorado	(28),55	
West Virginia	48,(37)	(45)
Arizona	42,(24),(45)	(24),(23)
Utah	(26)	
Iowa St.	(50),(27)	(36),(43)
Texas Tech	51	(47),(27),(39),(29),(34)
TCU	(52),(35),(29)	(22),(33)
Cincinnati	(31),(32)	42,40,48
UCF	40,(26),48,(50)	
Texas Tech	46	(23),48,(40),(44),49,(28)

Numbers in (parentheses) indicate field goal was made

Total Offense

Player	g	plays	rush	pass	total	avg/g
Bear Bachmeier	13	495	527	2708	3235	248.8
LJ Martin	13	236	1305	0	1305	100.4
Parker Kingston	13	27	103	22	125	9.6
Cody Hagen	12	9	93	0	93	7.8
Sione Moa	4	18	92	0	92	23.0
Jovesa Damuni	7	12	63	0	63	9.0
McCae Hillstead	4	9	27	33	60	15.0
Enoch Nawahine	9	15	50	0	50	5.6
Dominique McKenzie	6	1	41	0	41	6.8
Lucky Finau	1	8	32	0	32	32.0
Preston Rex	11	13	30	0	30	2.7
Treyson Bourguet	1	3	21	8	29	29.0
Sam Vander Haar	13	3	17	0	17	1.3
Cole Hagen	1	1	17	0	17	17.0
Charles Miska	2	6	14	0	14	7.0
Trey Roberts	1	1	7	0	7	7.0
Tiger Bachmeier	13	1	2	0	2	0.2
Fuller Shurtz	1	1	-11	0	-11	-11.0
Team	13	0	-33	0	-33	-2.5
Total	13	871	2397	2771	5168	397.5
Opponents	13	844	1587	2682	4269	328.4

Punting

Player	no.	yds	avg	lg	tb	fc	i20	50+	blk
Sam Vander Haar	38	1614	42.5	69	1	19	13	2	0
Fuller Shurtz	1	41	41.0	41	0	1	1	0	0
Total	39	1655	42.4	69	1	20	14	2	0
Opponents	49	2140	43.7	63	2	12	17	11	0

Kickoffs

Player	no.	yds	avg	tb	ob	retn	net	ydln
Will Ferrin	80	4904	61.3	43	2			
Matthias Dunn	3	195	65.0	3	0			
Total	83	5099	61.4	46	2	15	39.7	25
Opponents	57	3636	63.8	35	1	19	39.1	25



2025-26 BYU Football
Individual Statistics
All games

Page 3/3
as of Dec 06, 2025

All Purpose

Player	g	rush	rcv	pr	kr	ir	total	avg/g
LJ Martin	13	1305	255	0	0	0	1560	120.0
Parker Kingston	13	103	848	192	0	0	1143	87.9
Chase Roberts	12	0	745	0	0	0	745	62.1
Cody Hagen	12	93	97	0	404	0	594	49.5
Bear Bachmeier	13	527	3	0	0	0	530	40.8
Carsen Ryan	13	0	500	14	0	0	514	39.5
Sione Moa	4	92	36	0	35	0	163	40.8
Tiger Bachmeier	13	2	59	48	21	0	130	10.0
Jojo Phillips	7	0	108	0	0	0	108	15.4
Jovesa Damuni	7	63	25	0	0	0	88	12.6
Preston Rex	11	30	50	0	0	0	80	7.3
Tanner Wall	13	0	0	0	0	68	68	5.2
Faletau Satuala	13	0	0	0	0	65	65	5.0
Enoch Nawahine	9	50	14	0	0	0	64	7.1
Therrian Alexander	13	0	0	0	0	49	49	3.8
Dominique McKenzie	6	41	0	0	0	0	41	6.8
Lucky Finau	1	32	0	0	0	0	32	32.0
Evan Johnson	13	0	0	2	0	25	27	2.1
McCae Hillstead	4	27	0	0	0	0	27	6.8
Raider Damuni	11	0	0	0	0	26	26	2.4
Treyson Bourguet	1	21	0	0	0	0	21	21.0
Sam Vander Haar	13	17	0	0	0	0	17	1.3
Cole Hagen	1	17	0	0	0	0	17	17.0
Noah Moeaki	13	0	16	0	0	0	16	1.2
Logan Lutui	13	0	0	0	0	15	15	1.2
Charles Miska	2	14	0	0	0	0	14	7.0
Reggie Frischknecht	5	0	7	5	0	0	12	2.4
Rowan Reay	13	0	8	0	0	0	8	0.6
Trey Roberts	1	7	0	0	0	0	7	7.0
Cannon DeVries	13	0	0	4	0	0	4	0.3
Isaiah Glasker	13	0	0	0	0	3	3	0.2
Fuller Shurtz	1	-11	0	0	0	0	-11	-11.0
Team	13	-33	0	0	0	0	-33	-2.5
Total	13	2397	2771	265	460	251	6144	472.6
Opponents	13	1587	2682	103	198	47	4617	355.2



2025-26 BYU Football
Overall Defense Statistics
All games

Page 1/2
as of Dec 06, 2025

Team Defense

			Tackles				Sacks	Pass defense			Fumbles	blkd		
##	Player	gp	ua	a	tot	tfl/yds	no-yds	int-yds	brup	qbh	fr-yds	ff	kick	saf
11	Faletau Satuala	13	43	35	78	7.5-23	1-4	3-65	3	.	.	2	.	.
28	Tanner Wall	13	39	27	66	1-1	.	4-68	.	.	.	1	.	.
16	Isaiah Glasker	13	33	28	61	8.5-51	3-40	2-3	1	10	1-0	1	.	.
17	Jack Kelly	12	42	13	55	13.5-83	10-75	.	1	7	.	2	.	.
7	Logan Lutui	13	24	24	48	4-12	.	1-15	5	2
54	Siale Esera	13	22	23	45	3-17	1-14	.	1	4
0	Evan Johnson	13	36	8	44	2-9	1-7	4-25	7
3	Raider Damuni	11	18	22	40	0.5-1	.	1-26	2	1	1-0	.	.	.
55	John Taumoepeau	13	15	23	38	1.5-4	0.5-1	.	1	.	1-0	.	1	.
48	Bodie Schoonover	13	19	17	36	6.5-26	3-21	.	3	3
1	Therrian Alexander	13	25	7	32	3-7	1-2	1-49	5	2
57	Keanu Tanuvasa	13	9	14	23	4-19	2-13	.	3	3
4	Mory Bamba	13	22	1	23	2-5	.	.	4	.	1-0	.	.	.
45	Viliami Po'uha	13	7	14	21	1.5-9	1-9	.	.	1	1-0	.	.	.
30	Max Alford	10	11	10	21	2-6	1-5	.	.	1
18	Ace Kaufusi	13	9	7	16	1.5-3	.	.	2	3
21	Miles Hall	13	6	9	15	1-1
13	Tausili Akana	12	9	5	14	3.5-8	0.5-1	.	.	6
94	Anisi Purcell	9	7	4	11	3-13	2-12
90	Hunter Clegg	12	6	4	10	1-10	1-10	.	.	1
25	Talan Alfrey	13	7	3	10	1-1	1-0	.	.	.
15	Tayvion Beasley	10	4	6	10	.	.	.	2	1
2	Jonathan Kabeya	5	7	2	9	.	.	.	1
22	Tommy Prassas	5	6	2	8	1
5	Nusi Taumoepeau	8	5	1	6	1-6	1-6	.	.	1
29	Jayden Dunlap	7	4	1	5
20	Cannon DeVries	13	2	2	4	0.5-1
97	Kinilau Fonohema	5	3	1	4
31	Kevin Doe	13	3	.	3
20	Carsen Ryan	13	3	.	3
33	Choe Bryant-Strother	1	2	.	2	1-9	1-9
83	Will Zundell	13	2	.	2
10	Orion Maile-Kaufusi	6	1	1	2
44	Ephraim Asiata	4	.	2	2
96	Justin Kirkland	5	1	1	2
35	Jarinn Kalama	3	1	.	1
11	Parker Kingston	13	1	.	1
64	Kyle Sfarcioc	13	1	.	1
24	Payton VanSteenkiste	8	1	.	1
32	Marcus McKenzie	8	1	.	1
4	LJ Martin	13	1	.	1



2025-26 BYU Football
Overall Defense Statistics
All games

Page 2/2
as of Dec 06, 2025

			Tackles				Sacks	Pass defense			Fumbles	blkd		
##	Player	gp	ua	a	tot	tfl/yds	no-yds	int-yds	brup	qbh	fr-yds	ff	kick	saf
34	Maika Kaufusi	5	1	.	1
46	Kendal Wall	3	.	1	1
21	Enoch Nawahine	9	1	.	1
	Totals	13	460	318	778	74-325	30-229	16-251	41	47	6-0	6	1	1
	Opponents	13	446	478	924	62-225	16-97	6-47	45	36	8-0	9	0	0



2025-26 BYU Football
Team Game-by-Game
All games

Page 1/2
as of Dec 06, 2025

Date	Opponent	Rushing				Receiving				Passing				Kick Returns				Punt Returns				tot off
		no.	yds	td	lg	no.	yds	td	lg	cmp-att-int	yds	td	lg	no.	yds	td	lg	no.	yds	td	lg	
08/30/2025	Portland St.	48	468	5	57	12	138	3	25	12-18-0	138	3	25	0	0	0	0	7	65	0	31	606
09/06/2025	Stanford	41	157	2	47	17	175	0	41	17-27-0	175	0	41	1	44	0	44	3	61	0	44	332
09/20/2025	at East Carolina	34	172	2	41	18	246	1	40	18-26-0	246	1	40	3	76	0	35	1	12	0	12	418
09/27/2025	at Colorado	36	208	1	32	19	179	2	28	19-29-0	179	2	28	1	23	0	23	2	17	0	12	387
10/03/2025	West Virginia	42	165	4	32	18	351	1	85	18-25-1	351	1	85	3	78	0	27	2	3	0	9	516
10/11/2025	at Arizona	51	258	3	28	12	172	1	75	12-29-2	172	1	75	0	0	0	0	1	26	0	26	430
10/18/2025	Utah	42	202	2	22	13	166	1	32	13-24-0	166	1	32	1	19	0	19	1	2	0	2	368
10/25/2025	at Iowa St.	28	103	2	14	22	307	2	45	22-36-0	307	2	45	5	106	0	28	0	0	0	0	410
11/08/2025	at Texas Tech	27	67	0	12	23	188	1	21	23-38-1	188	1	21	2	36	0	21	3	6	0	5	255
11/15/2025	TCU	39	151	3	17	23	296	1	43	23-33-0	296	1	43	1	21	0	21	2	11	0	11	447
11/22/2025	at Cincinnati	49	265	3	33	15	127	0	26	15-25-0	127	0	26	1	22	0	22	0	0	0	0	392
11/29/2025	UCF	40	118	3	14	21	289	1	46	21-25-0	289	1	46	1	35	0	35	1	55	1	55	407
12/06/2025	vs Texas Tech	30	63	1	13	17	137	0	22	17-29-2	137	0	22	0	0	0	0	1	7	0	7	200
BYU		507	2397	31	57	230	2771	14	85	230-364-6	2771	14	85	19	460	0	44	24	265	1	55	5168
Opponents		432	1587	12	65	238	2682	15	75	238-412-16	2682	15	75	13	198	0	53	9	103	0	57	4269

BYU Averages

Games	Avg/ rush	Avg/ catch	Pass effic	KR avg	PR avg	All purpose avg/game	Total offense avg/game
13	4.7	12.0	136.5	24.2	11.0	472.6	397.5

Date	Opponent	Tackles			Sacks no-yds	Fumble		Pass Defense			blkd kick	PAT attempts			off			
		ua	a	total		tfl-yds	ff	fr-yds	int-yds	qbh		brup	kick	rush	rcv	saf	t/o	pts
08/30/2025	Portland St.	24	16	40	9.0-31	2-15	1	1-0	0-0	6	2	1	9-9	0	0	0	7	69
09/06/2025	Stanford	25	26	51	8.0-41	3-28	2	1-0	2-50	7	1	0	1-1	0	0	1	3	27
09/20/2025	at East Carolina	40	30	70	6.0-26	2-18	0	0-0	2-15	0	4	0	4-4	0	0	0	7	34
09/27/2025	at Colorado	37	12	49	4.0-39	3-35	0	0-0	1-0	0	2	0	3-3	0	0	0	0	24
10/03/2025	West Virginia	35	34	69	4.0-9	0-0	0	0-0	2-49	1	2	0	5-5	0	0	0	7	38
10/11/2025	at Arizona	31	42	73	3.0-4	0-0	0	0-0	1-3	3	6	0	3-3	0	0	0	0	33
10/18/2025	Utah	40	26	66	8.0-32	3-17	1	1-0	1-0	5	4	0	3-3	0	0	0	10	24
10/25/2025	at Iowa St.	45	18	63	6.0-34	4-32	0	1-0	3-65	4	4	0	5-5	0	0	0	17	41
11/08/2025	at Texas Tech	39	36	75	6.0-49	4-46	0	0-0	0-0	2	5	0	1-1	0	0	0	0	7
11/15/2025	TCU	30	24	54	6.0-22	4-20	0	0-0	2-69	3	2	0	5-5	0	0	0	14	44
11/22/2025	at Cincinnati	39	8	47	4.0-7	1-2	0	1-0	1-0	2	0	0	2-2	0	0	0	7	26
11/29/2025	UCF	31	16	47	5.0-18	2-9	1	1-0	1-0	12	2	0	5-5	0	0	0	0	41
12/06/2025	vs Texas Tech	44	30	74	5.0-13	2-7	1	0-0	0-0	2	7	0	1-1	0	0	0	0	7
BYU		460	318	778	74.0-325	30-229	6	6-0	16-251	47	41	1	47-47	0	0	1	72	415
Opponents		446	478	924	62.0-225	16-97	9	8-0	6-47	36	45	0	26-26	0	1	0	41	247

		Punting										Field Goals			Kickoffs				
Date	Opponent	no.	yds	avg	long	blkd	tb	fc	50+	i20	md-att	long	blkd	no.	yds	avg	tb	ob	
08/30/2025	Portland St.	1	48	48.0	48	0	0	1	0	0	2-2	56	0	12	749	62.4	6	0	
09/06/2025	Stanford	3	131	43.7	48	0	0	1	0	3	4-4	36	0	7	452	64.6	3	0	
09/20/2025	at East Carolina	4	174	43.5	49	0	0	2	0	2	2-2	40	0	7	442	63.1	3	0	
09/27/2025	at Colorado	3	121	40.3	47	0	0	1	0	2	1-2	28	0	5	325	65.0	4	0	
10/03/2025	West Virginia	1	49	49.0	49	0	0	1	0	0	1-2	37	0	7	455	65.0	7	0	
10/11/2025	at Arizona	2	91	45.5	47	0	0	2	0	0	2-3	45	0	5	299	59.8	4	0	
10/18/2025	Utah	5	212	42.4	50	0	0	2	1	2	1-1	26	0	6	315	52.5	5	0	
10/25/2025	at Iowa St.	4	168	42.0	44	0	0	2	0	1	2-2	50	0	8	466	58.3	2	2	
11/08/2025	at Texas Tech	6	256	42.7	69	0	1	3	1	1	0-1	0	0	2	103	51.5	1	0	
11/15/2025	TCU	1	41	41.0	41	0	0	1	0	1	3-3	52	0	8	516	64.5	5	0	
11/22/2025	at Cincinnati	4	155	38.8	42	0	0	3	0	2	2-2	32	0	6	352	58.7	0	0	



2025-26 BYU Football
Team Game-by-Game
All games

Page 2/2
as of Dec 06, 2025

		Punting										Field Goals			Kickoffs				
Date	Opponent	no.	yds	avg	long	blkd	tb	fc	50+	i20	md-att	long	blkd	no.	yds	avg	tb	ob	
11/29/2025	UCF	1	48	48.0	48	0	0	0	0	0	2-4	50	0	8	495	61.9	4	0	
12/06/2025	vs Texas Tech	4	161	40.3	44	0	0	1	0	0	0-1	0	0	2	130	65.0	2	0	
BYU		39	1655	42.4	69	0	1	20	2	14	22-29	56	0	83	5099	61.4	46	2	
Opponents		49	2140	43.7	63	0	2	12	11	17	19-25	47	1	57	3636	63.8	35	1	



2025-26 BYU Football
Opponents Game-by-Game
All games

Page 1/2
as of Dec 06, 2025

Date	Opponent	Rushing				Receiving				Passing				Kick Returns				Punt Returns				tot off
		no.	yds	td	lg	no.	yds	td	lg	cmp-att-int	yds	td	lg	no.	yds	td	lg	no.	yds	td	lg	
08/30/2025	Portland St.	24	-5	0	18	10	56	0	20	10-20-0	56	0	20	2	17	0	18	0	0	0	0	51
09/06/2025	Stanford	24	19	0	9	17	142	0	26	17-32-2	142	0	26	2	39	0	21	0	0	0	0	161
09/20/2025	at East Carolina	35	119	1	33	25	285	0	38	25-42-2	285	0	38	4	81	0	53	1	-11	0	0	404
09/27/2025	at Colorado	37	172	2	27	11	119	1	26	11-16-1	119	1	26	1	20	0	20	1	6	0	6	291
10/03/2025	West Virginia	47	156	2	23	10	135	1	32	10-18-2	135	1	32	0	0	0	0	0	0	0	0	291
10/11/2025	at Arizona	34	164	1	36	25	219	2	35	25-45-1	219	2	35	1	0	0	0	0	0	0	0	383
10/18/2025	Utah	37	226	1	49	20	244	2	32	20-36-1	244	2	52	0	0	0	0	2	16	0	16	470
10/25/2025	at Iowa St.	34	184	2	65	24	311	1	75	24-36-3	311	1	75	1	4	0	4	2	8	0	10	495
11/08/2025	at Texas Tech	43	149	1	43	17	219	1	39	17-32-0	219	1	39	0	0	0	0	0	0	0	0	368
11/15/2025	TCU	34	115	1	16	10	183	0	47	10-23-2	183	0	47	0	0	0	0	0	0	0	0	298
11/22/2025	at Cincinnati	23	87	0	28	25	300	2	37	25-38-1	300	2	37	1	18	0	18	1	57	0	57	387
11/29/2025	UCF	19	42	0	18	24	254	3	33	24-41-1	254	3	33	1	19	0	19	1	21	0	21	296
12/06/2025	vs Texas Tech	41	159	1	23	20	215	2	33	20-33-0	215	2	33	0	0	0	0	1	6	0	6	374
Opponents		432	1587	12	65	238	2682	15	75	238-412-16	2682	15	75	13	198	0	53	9	103	0	57	4269
BYU		507	2397	31	57	230	2771	14	85	230-364-6	2771	14	85	19	460	0	44	24	265	1	55	5168

Opponents Averages

Games	Avg/ rush	Avg/ catch	Pass effic	KR avg	PR avg	All purpose avg/game	Total offense avg/game
13	3.7	11.3	116.7	15.2	11.4	355.2	328.4

Date	Opponent	Tackles			Sacks		Fumble		Pass Defense			blkd	PAT attempts			off		
		ua	a	total	tfl-yds	no-yds	ff	fr-yds	int-yds	qbh	brup	kick	kick	rush	rcv	saf	t/o	pts
08/30/2025	Portland St.	32	48	80	0.0-0	0-0	0	1-0	0-0	0	3	0	0-0	0	0	0	0	0
09/06/2025	Stanford	44	30	74	6.0-31	3-18	1	0-0	0-0	2	0	0	0-0	0	0	0	0	3
09/20/2025	at East Carolina	26	48	74	8.0-25	1-2	0	0-0	0-0	0	3	0	1-1	0	0	0	0	13
09/27/2025	at Colorado	32	36	68	5.0-16	0-0	0	0-0	0-0	5	4	0	3-3	0	0	0	0	21
10/03/2025	West Virginia	45	30	75	3.0-14	0-0	2	2-0	1-19	2	1	0	3-3	0	0	0	14	24
10/11/2025	at Arizona	30	58	88	4.0-4	1-1	1	0-0	2-0	5	4	0	3-3	0	0	0	7	27
10/18/2025	Utah	38	20	58	6.0-21	2-7	0	0-0	0-0	2	4	0	3-3	0	0	0	0	21
10/25/2025	at Iowa St.	33	22	55	3.0-13	2-11	0	0-0	0-0	4	6	0	3-3	0	0	0	0	27
11/08/2025	at Texas Tech	36	32	68	4.0-8	1-5	1	2-0	1-8	6	8	0	2-2	0	0	0	6	29
11/15/2025	TCU	35	34	69	5.0-6	0-0	0	1-0	0-0	1	2	0	1-1	0	0	0	0	13
11/22/2025	at Cincinnati	33	50	83	5.0-19	0-0	0	0-0	0-0	2	4	0	2-2	0	0	0	0	14
11/29/2025	UCF	34	34	68	5.0-31	4-28	1	0-0	0-0	2	1	0	3-3	0	0	0	0	21
12/06/2025	vs Texas Tech	28	36	64	8.0-37	2-25	3	2-0	2-20	5	5	0	2-2	0	1	0	14	34
Opponents		446	478	924	62.0-225	16-97	9	8-0	6-47	36	45	0	26-26	0	1	0	41	247
BYU		460	318	778	74.0-325	30-229	6	6-0	16-251	47	41	1	47-47	0	0	1	72	415

Date	Opponent	Punting								Field Goals				Kickoffs				
		no.	yds	avg	long	blkd	tb	fc	50+	i20	md-att	long	blkd	no.	yds	avg	tb	ob
08/30/2025	Portland St.	10	425	42.5	63	0	0	1	1	3	0-1	0	1	1	65	65.0	1	0
09/06/2025	Stanford	5	216	43.2	54	0	0	0	3	1	1-1	26	0	3	204	68.0	2	0
09/20/2025	at East Carolina	4	167	41.8	50	0	0	1	1	1	2-2	36	0	4	240	60.0	1	0
09/27/2025	at Colorado	5	207	41.4	47	0	0	1	0	2	0-0	0	0	4	260	65.0	3	0
10/03/2025	West Virginia	3	140	46.7	50	0	0	1	1	3	1-1	45	0	4	260	65.0	1	0
10/11/2025	at Arizona	4	165	41.3	44	0	0	3	0	1	2-2	24	0	5	325	65.0	5	0
10/18/2025	Utah	2	81	40.5	49	0	0	0	0	1	0-0	0	0	3	195	65.0	2	0
10/25/2025	at Iowa St.	1	48	48.0	48	0	0	0	0	0	2-2	43	0	6	336	56.0	0	1
11/08/2025	at Texas Tech	5	264	52.8	61	0	1	1	3	2	5-5	47	0	8	520	65.0	6	0
11/15/2025	TCU	4	173	43.3	50	0	0	1	1	1	2-2	33	0	4	260	65.0	3	0
11/22/2025	at Cincinnati	1	41	41.0	41	0	0	1	0	0	0-3	0	0	3	191	63.7	1	0



2025-26 BYU Football
Opponents Game-by-Game
All games

Page 2/2
as of Dec 06, 2025

		Punting										Field Goals			Kickoffs				
Date	Opponent	no.	yds	avg	long	blkd	tb	fc	50+	i20	md-att	long	blkd	no.	yds	avg	tb	ob	
11/29/2025	UCF	3	133	44.3	58	0	1	1	1	0	0-0	0	0	4	260	65.0	3	0	
12/06/2025	vs Texas Tech	2	80	40.0	45	0	0	1	0	2	4-6	44	0	8	520	65.0	7	0	
Opponents		49	2140	43.7	63	0	2	12	11	17	19-25	47	1	57	3636	63.8	35	1	
BYU		39	1655	42.4	69	0	1	20	2	14	22-29	56	0	83	5099	61.4	46	2	



2025-26 BYU Football
Team Game Highs
All games

Page 1/1
as of Dec 06, 2025

BYU - Game Highs

RUSHES	51	at Arizona (10/11/2025)
YARDS RUSHING	468	Portland St. (08/30/2025)
YARDS PER RUSH	9.8	Portland St. (08/30/2025)
TD RUSHES	5	Portland St. (08/30/2025)
PASS ATTEMPTS	38	at Texas Tech (11/08/2025)
PASS COMPLETIONS	23	TCU (11/15/2025)
	23	at Texas Tech (11/08/2025)
YARDS PASSING	351	West Virginia (10/03/2025)
YARDS PER PASS	14.0	West Virginia (10/03/2025)
TD PASSES	3	Portland St. (08/30/2025)
TOTAL PLAYS	80	at Arizona (10/11/2025)
TOTAL OFFENSE	606	Portland St. (08/30/2025)
YARDS PER PLAY	9.2	Portland St. (08/30/2025)
POINTS	69	Portland St. (08/30/2025)
SACKS BY	4	TCU (11/15/2025)
	4	at Texas Tech (11/08/2025)
	4	at Iowa St. (10/25/2025)
FIRST DOWNS	28	TCU (11/15/2025)
	28	Portland St. (08/30/2025)
PENALTIES	10	West Virginia (10/03/2025)
	10	at East Carolina (09/20/2025)
PENALTY YARDS	101	at East Carolina (09/20/2025)
TURNOVERS	4	vs Texas Tech (N) (12/06/2025)
PUNTS	6	at Texas Tech (11/08/2025)
PUNTING AVG	49.0	West Virginia (10/03/2025)
LONG PUNT	69	at Texas Tech (11/08/2025)
PUNTS INSIDE 20	3	Stanford (09/06/2025)
LONG PUNT RETURN	55	UCF (11/29/2025)



2025-26 BYU Football
Opponent Match Highs
All games

Page 1/1
as of Dec 06, 2025

Opponent - Game Highs

RUSHES	47	West Virginia (10/03/2025)
YARDS RUSHING	226	Utah (10/18/2025)
YARDS PER RUSH	6.1	Utah (10/18/2025)
TD RUSHES	2 2 2	at Iowa St. (10/25/2025) West Virginia (10/03/2025) at Colorado (09/27/2025)
PASS ATTEMPTS	45	at Arizona (10/11/2025)
PASS COMPLETIONS	25 25 25	at Cincinnati (11/22/2025) at Arizona (10/11/2025) at East Carolina (09/20/2025)
YARDS PASSING	311	at Iowa St. (10/25/2025)
YARDS PER PASS	8.6	at Iowa St. (10/25/2025)
TD PASSES	3	UCF (11/29/2025)
TOTAL PLAYS	79	at Arizona (10/11/2025)
TOTAL OFFENSE	495	at Iowa St. (10/25/2025)
YARDS PER PLAY	7.1	at Iowa St. (10/25/2025)
POINTS	34	vs Texas Tech (N) (12/06/2025)
SACKS BY	4	UCF (11/29/2025)
FIRST DOWNS	24 24 24	at Iowa St. (10/25/2025) Utah (10/18/2025) at East Carolina (09/20/2025)
PENALTIES	12	Utah (10/18/2025)
PENALTY YARDS	77	Utah (10/18/2025)
TURNOVERS	4	at Iowa St. (10/25/2025)
PUNTS	10	Portland St. (08/30/2025)
PUNTING AVG	52.8	at Texas Tech (11/08/2025)
LONG PUNT	63	Portland St. (08/30/2025)
PUNTS INSIDE 20	3 3	West Virginia (10/03/2025) Portland St. (08/30/2025)
LONG PUNT RETURN	57	at Cincinnati (11/22/2025)



2025-26 BYU Football
Team Match Lows
All games

Page 1/1
as of Dec 06, 2025

BYU - Game Lows

RUSHES	27	at Texas Tech (11/08/2025)
YARDS RUSHING	63	vs Texas Tech (N) (12/06/2025)
YARDS PER RUSH	2.1	vs Texas Tech (N) (12/06/2025)
TD RUSHES	0	at Texas Tech (11/08/2025)
PASS ATTEMPTS	18	Portland St. (08/30/2025)
PASS COMPLETIONS	12	at Arizona (10/11/2025)
	12	Portland St. (08/30/2025)
YARDS PASSING	127	at Cincinnati (11/22/2025)
YARDS PER PASS	4.7	vs Texas Tech (N) (12/06/2025)
TD PASSES	0	vs Texas Tech (N) (12/06/2025)
	0	at Cincinnati (11/22/2025)
	0	Stanford (09/06/2025)
TOTAL PLAYS	59	vs Texas Tech (N) (12/06/2025)
TOTAL OFFENSE	200	vs Texas Tech (N) (12/06/2025)
YARDS PER PLAY	3.4	vs Texas Tech (N) (12/06/2025)
POINTS	7	vs Texas Tech (N) (12/06/2025)
	7	at Texas Tech (11/08/2025)
SACKS BY	0	at Arizona (10/11/2025)
	0	West Virginia (10/03/2025)
FIRST DOWNS	14	vs Texas Tech (N) (12/06/2025)
	14	at Texas Tech (11/08/2025)
PENALTIES	2	TCU (11/15/2025)
PENALTY YARDS	21	at Cincinnati (11/22/2025)
INTERCEPTIONS BY	0	vs Texas Tech (N) (12/06/2025)
	0	at Texas Tech (11/08/2025)
	0	Portland St. (08/30/2025)
PUNTS	1	UCF (11/29/2025)
	1	TCU (11/15/2025)
	1	West Virginia (10/03/2025)
	1	Portland St. (08/30/2025)
PUNTING AVG	38.8	at Cincinnati (11/22/2025)
LONG PUNT	41	TCU (11/15/2025)
PUNTS INSIDE 20	0	vs Texas Tech (N) (12/06/2025)
	0	UCF (11/29/2025)
	0	at Arizona (10/11/2025)
	0	West Virginia (10/03/2025)
	0	Portland St. (08/30/2025)
LONG PUNT RETURN	0	at Cincinnati (11/22/2025)
	0	at Iowa St. (10/25/2025)



2025-26 BYU Football
Opponent Match Lows
All games

Page 1/1
as of Dec 06, 2025

Opponent - Game Lows

RUSHES	19	UCF (11/29/2025)
YARDS RUSHING	-5	Portland St. (08/30/2025)
YARDS PER RUSH	-0.2	Portland St. (08/30/2025)
TD RUSHES	0 0 0 0	UCF (11/29/2025) at Cincinnati (11/22/2025) Stanford (09/06/2025) Portland St. (08/30/2025)
PASS ATTEMPTS	16	at Colorado (09/27/2025)
PASS COMPLETIONS	10 10 10	TCU (11/15/2025) West Virginia (10/03/2025) Portland St. (08/30/2025)
YARDS PASSING	56	Portland St. (08/30/2025)
YARDS PER PASS	2.8	Portland St. (08/30/2025)
TD PASSES	0 0 0 0	TCU (11/15/2025) at East Carolina (09/20/2025) Stanford (09/06/2025) Portland St. (08/30/2025)
TOTAL PLAYS	44	Portland St. (08/30/2025)
TOTAL OFFENSE	51	Portland St. (08/30/2025)
YARDS PER PLAY	1.2	Portland St. (08/30/2025)
POINTS	0	Portland St. (08/30/2025)
SACKS BY	0 0 0 0 0 0	at Cincinnati (11/22/2025) TCU (11/15/2025) West Virginia (10/03/2025) at Colorado (09/27/2025) Portland St. (08/30/2025)
FIRST DOWNS	3	Portland St. (08/30/2025)
PENALTIES	3	West Virginia (10/03/2025)
PENALTY YARDS	20	Portland St. (08/30/2025)
INTERCEPTIONS BY	0 0 0 0 0 0 0 0 0 0	UCF (11/29/2025) at Cincinnati (11/22/2025) TCU (11/15/2025) at Iowa St. (10/25/2025) Utah (10/18/2025) at Colorado (09/27/2025) at East Carolina (09/20/2025) Stanford (09/06/2025) Portland St. (08/30/2025)
PUNTS	1 1	at Cincinnati (11/22/2025) at Iowa St. (10/25/2025)
PUNTING AVG	40.0	vs Texas Tech (N) (12/06/2025)
LONG PUNT	41	at Cincinnati (11/22/2025)
PUNTS INSIDE 20	0 0 0	UCF (11/29/2025) at Cincinnati (11/22/2025) at Iowa St. (10/25/2025)
LONG PUNT RETURN	0 0 0 0 0 0 0	TCU (11/15/2025) at Texas Tech (11/08/2025) at Arizona (10/11/2025) West Virginia (10/03/2025) at East Carolina (09/20/2025) Stanford (09/06/2025) Portland St. (08/30/2025)



2025-26 BYU Football
Individual Game Highs
All games

Page 1/1
as of Dec 06, 2025

BYU - Individual Game Highs

RUSHES	32	LJ Martin at Cincinnati (11/22/2025)
YARDS RUSHING	222	LJ Martin at Cincinnati (11/22/2025)
TD RUSHES	3	LJ Martin vs UCF (11/29/2025)
LONG RUSH	57	Cody Hagen vs Portland St. (08/30/2025)
PASS ATTEMPTS	38	Bear Bachmeier at Texas Tech (11/08/2025)
PASS COMPLETIONS	23	Bear Bachmeier vs TCU (11/15/2025)
	23	Bear Bachmeier at Texas Tech (11/08/2025)
YARDS PASSING	351	Bear Bachmeier vs West Virginia (10/03/2025)
TD PASSES	3	Bear Bachmeier vs Portland St. (08/30/2025)
LONG PASS	85	Bear Bachmeier vs West Virginia (10/03/2025)
RECEPTIONS	8	Chase Roberts at Iowa St. (10/25/2025)
YARDS RECEIVING	161	Chase Roberts vs West Virginia (10/03/2025)
TD RECEPTIONS	2	Parker Kingston at Iowa St. (10/25/2025)
	2	Chase Roberts at Colorado (09/27/2025)
LONG RECEPTION	85	Chase Roberts vs West Virginia (10/03/2025)
PUNTS	6	Sam Vander Haar at Texas Tech (11/08/2025)
PUNTING AVG	49.0	Sam Vander Haar vs West Virginia (10/03/2025)
LONG PUNT	69	Sam Vander Haar at Texas Tech (11/08/2025)
PUNTS INSIDE 20	3	Sam Vander Haar vs Stanford (09/06/2025)
LONG PUNT RETURN	55	Parker Kingston vs UCF (11/29/2025)
LONG KICKOFF RETURN	44	Cody Hagen vs Stanford (09/06/2025)
TACKLES	16	Siale Esera at Arizona (10/11/2025)
SACKS	2	Jack Kelly vs UCF (11/29/2025)
	2	Jack Kelly at Texas Tech (11/08/2025)
	2	Bodie Schoonover at Iowa St. (10/25/2025)
	2	Jack Kelly at East Carolina (09/20/2025)
TACKLES FOR LOSS	2.5	Jack Kelly vs UCF (11/29/2025)
	2.5	Tausili Akana vs TCU (11/15/2025)
	2.5	Jack Kelly vs Stanford (09/06/2025)



2025-26 BYU Football
Opponent Individual Match Highs
All games

Page 1/1
as of Dec 06, 2025

Opponent - Individual Game Highs

RUSHES	23	Cameron Dickey at Texas Tech (11/08/2025)
	23	Khalil Wilkins vs West Virginia (10/03/2025)
YARDS RUSHING	152	Carson Hansen at Iowa St. (10/25/2025)
TD RUSHES	2	Carson Hansen at Iowa St. (10/25/2025)
LONG RUSH	65	Carson Hansen at Iowa St. (10/25/2025)
PASS ATTEMPTS	45	Noah Fifita at Arizona (10/11/2025)
PASS COMPLETIONS	25	Brendan Sorsby at Cincinnati (11/22/2025)
	25	Noah Fifita at Arizona (10/11/2025)
	25	Katin Houser at East Carolina (09/20/2025)
YARDS PASSING	311	Rocco Becht at Iowa St. (10/25/2025)
TD PASSES	2	Behren Morton vs Texas Tech (N) (12/06/2025)
	2	Tayven Jackson vs UCF (11/29/2025)
	2	Brendan Sorsby at Cincinnati (11/22/2025)
	2	Devon Dampier vs Utah (10/18/2025)
	2	Noah Fifita at Arizona (10/11/2025)
LONG PASS	75	Rocco Becht at Iowa St. (10/25/2025)
RECEPTIONS	9	Kris Hutson at Arizona (10/11/2025)
	9	Yannick Smith at East Carolina (09/20/2025)
YARDS RECEIVING	146	Yannick Smith at East Carolina (09/20/2025)
TD RECEPTIONS	2	Coy Eakin vs Texas Tech (N) (12/06/2025)
LONG RECEPTION	75	Brett Eskildsen at Iowa St. (10/25/2025)
FIELD GOALS	5	Stone Harrington at Texas Tech (11/08/2025)
LONG FIELD GOALS	47	Stone Harrington at Texas Tech (11/08/2025)
PUNTS	10	Tony Johnson vs Portland St. (08/30/2025)
PUNTING AVG	52.8	Jack Burgess at Texas Tech (11/08/2025)
LONG PUNT	63	Tony Johnson vs Portland St. (08/30/2025)
PUNTS INSIDE 20	3	Oliver Straw vs West Virginia (10/03/2025)
	3	Tony Johnson vs Portland St. (08/30/2025)
LONG PUNT RETURN	57	Manny Covey at Cincinnati (11/22/2025)
LONG KICKOFF RETURN	53	London Montgomery at East Carolina (09/20/2025)
TACKLES	15	Isaiah Green vs Portland St. (08/30/2025)
SACKS	2	Keli Lawson vs UCF (11/29/2025)
	2	Will McLaughlin at Iowa St. (10/25/2025)
TACKLES FOR LOSS	2	Keli Lawson vs UCF (11/29/2025)
	2	Jake Golday at Cincinnati (11/22/2025)
	2	Devean Deal vs TCU (11/15/2025)
	2	Will McLaughlin at Iowa St. (10/25/2025)
	2	Jonathan Jean at East Carolina (09/20/2025)
	2	Hunter Barth vs Stanford (09/06/2025)
	2	Tevarua Tafiti vs Stanford (09/06/2025)
INTERCEPTIONS	2	Ben Roberts vs Texas Tech (N) (12/06/2025)



2025-26 BYU Football
Games Played
All games

Page 1/2
as of Dec 06, 2025

##	Player	GP-GS	PSU	Stan	ECU	CU	WVU	UA	Utah	IowaSt	TTU	TCU	UC	UCF	TTU
0	Evan Johnson	13/12	START	START	START	START	START	START	START	START	START	START	START	XXX	START
0	Tei Nacua	4/0	XXX	XXX	XXX	...	XXX	...
1	Therrian Alexander	13/11	XXX	START	START	START	START	START	START	START	START	START	START	XXX	START
2	Chase Roberts	12/12	START	START	START	START	START	START	START	START	START	START	START	...	START
2	Jonathan Kabeya	5/4	XXX	...	START	START	START	...	START
3	McCae Hillstead	4/0	XXX	...	XXX	XXX	...	XXX	...
3	Raider Damuni	11/6	START	START	START	START	START	START	XXX	XXX	XXX	XXX	XXX
4	Mory Bamba	13/2	START	XXX	XXX	XXX	XXX	XXX	XXX	XXX	XXX	XXX	XXX	START	XXX
4	LJ Martin	13/13	START	START	START	START	START	START	START	START	START	START	START	START	START
5	Cody Hagen	12/3	XXX	XXX	XXX	START	XXX	XXX	START	XXX	XXX	...	XXX	START	XXX
5	Nusi Taumoepeau	8/0	XXX	XXX	XXX	XXX	XXX	XXX	XXX	XXX
7	Logan Lutui	13/13	START	START	START	START	START	START	START	START	START	START	START	START	START
7	Reggie Frischknecht	5/1	XXX	XXX	XXX	XXX	...	START
10	Treyson Bourguet	1/0	XXX
10	Orion Maile-Kaufusi	6/0	XXX	XXX	XXX	XXX	XXX	XXX
11	Parker Kingston	13/12	START	XXX	START	START	START	START	START	START	START	START	START	START	START
11	Faletau Satuala	13/6	XXX	XXX	XXX	XXX	XXX	XXX	START	START	START	START	START	XXX	START
12	Preston Rex	11/1	XXX	XXX	XXX	START	XXX	XXX	XXX	XXX	XXX	XXX	XXX
13	Tausili Akana	12/0	XXX	...	XXX	XXX	XXX	XXX	XXX	XXX	XXX	XXX	XXX	XXX	XXX
13	Jojo Phillips	7/6	START	START	START	START	START	START	XXX
15	Tayvon Beasley	10/2	XXX	...	XXX	XXX	START	START	XXX	...	XXX	XXX	XXX	...	XXX
15	Lamason Waller III	0/0
16	Isaiah Glasker	13/13	START	START	START	START	START	START	START	START	START	START	START	START	START
16	Emerson Geilman	0/0
17	Jack Kelly	12/12	START	START	START	START	START	...	START	START	START	START	START	START	START
17	Cole Hagen	1/0	XXX
18	Ace Kaufusi	13/0	XXX	XXX	XXX	XXX	XXX	XXX	XXX	XXX	XXX	XXX	XXX	XXX	XXX
19	Tiger Bachmeier	13/0	XXX	XXX	XXX	XXX	XXX	XXX	XXX	XXX	XXX	XXX	XXX	XXX	XXX
19	Fuller Shurtz	1/0	XXX
20	Carsen Ryan	13/12	START	START	START	START	START	START	START	START	START	START	START	START	XXX
20	Cannon DeVries	13/0	XXX	XXX	XXX	XXX	XXX	XXX	XXX	XXX	XXX	XXX	XXX	XXX	XXX
21	Enoch Nawahine	9/0	XXX	XXX	XXX	XXX	XXX	XXX	XXX	XXX	XXX
21	Miles Hall	13/0	XXX	XXX	XXX	XXX	XXX	XXX	XXX	XXX	XXX	XXX	XXX	XXX	XXX
22	Tommy Prassas	5/2	XXX	XXX	START	START	XXX
22	Trey Roberts	1/0	XXX
23	Pierson Watson	5/0	XXX	XXX	...	XXX	XXX	XXX
24	Ethan Wood	1/0	XXX
24	Payton VanSteenkiste	8/0	XXX	...	XXX	XXX	XXX	XXX	XXX	XXX	XXX
25	Talan Alfrey	13/1	XXX	XXX	XXX	XXX	XXX	XXX	XXX	XXX	XXX	XXX	XXX	START	XXX
26	Garrison Grimes	13/0	XXX	XXX	XXX	XXX	XXX	XXX	XXX	XXX	XXX	XXX	XXX	XXX	XXX
26	Jordyn Criss	1/0	XXX
27	Matthias Leach	1/0	XXX
28	Tanner Wall	13/13	START	START	START	START	START	START	START	START	START	START	START	START	START
28	Jovesa Damuni	7/0	XXX	XXX	XXX	...	XXX	XXX	...	XXX	...	XXX	...
29	Jayden Dunlap	7/1	XXX	...	XXX	...	XXX	XXX	XXX	START	XXX
29	Rowan Reay	13/0	XXX	XXX	XXX	XXX	XXX	XXX	XXX	XXX	XXX	XXX	XXX	XXX	XXX
30	Max Alford	10/0	XXX	XXX	XXX	XXX	XXX	XXX	XXX	XXX	XXX	XXX
30	Sione Moa	4/2	XXX	START	XXX	START
31	Kevin Doe	13/0	XXX	XXX	XXX	XXX	XXX	XXX	XXX	XXX	XXX	XXX	XXX	XXX	XXX
32	Marcus McKenzie	8/0	XXX	XXX	XXX	XXX	XXX	XXX	XXX	XXX
33	Choe Bryant-Strother	1/0	XXX
34	Maika Kaufusi	5/0	XXX	...	XXX	XXX	...	XXX	...	XXX	...
34	Charles Miska	2/0	XXX	...	XXX
35	Sam Vander Haar	13/0	XXX	XXX	XXX	XXX	XXX	XXX	XXX	XXX	XXX	XXX	XXX	XXX	XXX
35	Jarinn Kalama	3/0	XXX	XXX	...	XXX	...
36	Kason Krebs	0/0
37	Joseph Douglas	0/0
38	Logan Payne	1/0	XXX
39	Crew Clark	1/0	XXX
41	Lucky Finau	1/0	XXX



2025-26 BYU Football
Games Played
All games

Page 2/2
as of Dec 06, 2025

##	Player	GP-GS	PSU	Stan	ECU	CU	WVU	UA	Utah	IowaSt	TTU	TCU	UC	UCF	TTU
41	Tyler Payne	0/0
43	Ty Smith	0/0
43	Naki Tuakoi	0/0
44	Will Ferrin	13/0	XXX	XXX	XXX	XXX	XXX	XXX	XXX	XXX	XXX	XXX	XXX	XXX	XXX
44	Ephraim Asjata	4/0	XXX	XXX	XXX	XXX	...
45	Keayen Nead	10/3	...	XXX	START	XXX	START	XXX	XXX	START	XXX	XXX	XXX
45	Viliami Po'uha	13/4	START	START	START	START	XXX	XXX	XXX	XXX	XXX	XXX	XXX	XXX	XXX
46	Kendal Wall	3/0	XXX	XXX	...	XXX	...
47	Berkley Alfrey	0/0
47	Bear Bachmeier	13/13	START	START	START	START	START	START	START	START	START	START	START	START	START
48	Bodie Schoonover	13/9	XXX	XXX	XXX	XXX	START	START	START	START	START	START	START	START	START
50	Maverick McManus	0/0
51	Sonny Makasini	13/2	START	START	XXX	XXX	XXX	XXX	XXX	XXX	XXX	XXX	XXX	XXX	XXX
52	Vincent Tautua	0/0
54	Siale Esera	13/9	START	START	START	START	XXX	START	XXX	START	XXX	START	XXX	START	START
55	Austin Leausa	13/11	START	START	XXX	START	START	START	START	START	START	START	START	START	XXX
55	John Taumoepeau	13/9	START	START	XXX	XXX	START	START	START	START	START	XXX	START	START	XXX
57	Keanu Tanuvasa	13/13	START	START	START	START	START	START	START	START	START	START	START	START	START
59	Siosefa Brown	0/0
59	Siosiuua Latu-Finau	3/0	XXX	XXX	...	XXX	...
61	Weylin Lapuah	9/9	START	START	START	START	START	START	START	START	START
63	Bruce Mitchell	13/13	START	START	START	START	START	START	START	START	START	START	START	START	START
64	Kyle Sfarcioc	13/4	XXX	XXX	START	XXX	XXX	XXX	XXX	XXX	XXX	XXX	START	START	START
65	Brigham Alexander	0/0
66	Sione Hingano	0/0
67	Trevor Pay	4/0	XXX	...	XXX	XXX	...	XXX	...
68	Andrew Williams	2/0	XXX	XXX	...
71	Isaiah Jatta	13/13	START	START	START	START	START	START	START	START	START	START	START	START	START
71	Ikinasio Tupou	1/0	XXX
72	Kaufusi Pakofe	2/0	XXX	XXX	...
72	Joe Brown	3/0	XXX	XXX	...	XXX	...
75	Andrew Gentry	13/13	START	START	START	START	START	START	START	START	START	START	START	START	START
76	Jeff Lewis	0/0
77	Jake Griffin	10/0	XXX	...	XXX	XXX	...	XXX	...	XXX	XXX	XXX	XXX	XXX	XXX
78	Ethan Thomason	0/0
79	Kaden Chidester	9/0	XXX	XXX	XXX	XXX	XXX	XXX	XXX	XXX	XXX
80	Jacob Nye	0/0
82	Noah Moeaki	13/0	XXX	XXX	XXX	XXX	XXX	XXX	XXX	XXX	XXX	XXX	XXX	XXX	XXX
83	Will Zundell	13/0	XXX	XXX	XXX	XXX	XXX	XXX	XXX	XXX	XXX	XXX	XXX	XXX	XXX
84	Kila Keone	0/0
85	Anthony Olsen	11/0	XXX	...	XXX	XXX	...	XXX	XXX	XXX	XXX	XXX	XXX	XXX	XXX
86	Cole Clement	0/0
87	Ethan Erickson	11/0	XXX	XXX	XXX	XXX	XXX	XXX	XXX	XXX	XXX	XXX	XXX
88	Tucker Kelleher	0/0
89	Dominique McKenzie	6/0	XXX	XXX	XXX	...	XXX	...	XXX	XXX
90	Hunter Clegg	12/1	XXX	XXX	XXX	XXX	XXX	XXX	START	XXX	XXX	XXX	XXX	...	XXX
93	Kelepi Latu-Finau	0/0
94	Anisi Purcell	9/0	XXX	XXX	XXX	XXX	XXX	...	XXX	XXX	XXX	...	XXX
95	Trevin Ostler	13/0	XXX	XXX	XXX	XXX	XXX	XXX	XXX	XXX	XXX	XXX	XXX	XXX	XXX
95	Luke Toomalatai	0/0
96	Justin Kirkland	5/0	XXX	XXX	XXX	XXX	XXX
97	Matthias Dunn	1/0	XXX
97	Kinilau Fonohema	5/0	XXX	XXX	XXX	XXX	...	XXX	...
98	Sani Tuala	1/0	XXX
99	Ulavai Fetuli	3/0	XXX	XXX	XXX