



GEORGIA TECH WOMEN'S BASKETBALL

12 NCAA Tournament appearances /// NCAA Sweet 16 - 2021, 2012

2025-26 SCHEDULE

HOME 3-2 AWAY 0-2 NEUTRAL 0-2 **ACC** 0-0

Nov. 6 (Thu)	RADFORD		W, 82-36
Nov. 9 (Sun)	PRINCETON		L, 61-67
Nov. 13 (Thu)	CHARLESTON SOUTHERN		W, 87-40
Nov. 16 (Sun)	JACKSONVILLE		L, 64-69
Nov. 19 (Wed)	WEST GEORGIA		W, 68-60
Nov. 23 (Sun)	at Georgia		L, 59-87
Nov. 28 (Fri)	vs. St. John's&		L, 75-77
Nov. 29 (Sat)	vs. Florida&		L, 56-65
Dec. 3 (Wed)	at Texas A&M#		L, 63-72
Dec. 8 (Mon)	NORFOLK STATE	7:00 p.m.	ACCNX
Dec. 11 (Thu)	at #25/RV West Virginia	7:00 p.m.	ESPN+
Dec. 14 (Sun)	at Wake Forest*	2:00 p.m.	ACCNX
Dec. 18 (Thu)	at RV/25 NC State*	7:00 p.m.	ACCNX
Dec. 28 (Sun)	WOFFORD	12:00 p.m.	ACCN
Jan. 1 (Thu)	#18/19 NOTRE DAME*	4:00 p.m.	ACCN
Jan. 4 (Sun)	at SMU*	4:00 p.m.	ACCNX
Jan. 8 (Thu)	VIRGINIA*	7:00 p.m.	ACCNX
Jan. 11 (Sun)	CLEMSON*	4:00 p.m.	ACCN
Jan. 18 (Sun)	at RV Duke*	6:00 p.m.	ACCN
Jan. 22 (Thu)	#11/10 NORTH CAROLINA*	8:00 p.m.	ACCN
Jan. 25 (Sun)	at Florida State*	4:00 p.m.	ACCN
Jan. 29 (Thu)	at Syracuse*	6:00 p.m.	ACCNX
Feb. 1 (Sun)	BOSTON COLLEGE*	2:00 p.m.	ACCN
Feb. 5 (Thu)	CALIFORNIA*	7:00 p.m.	ACCNX
Feb. 8 (Sun)	RV/RV STANFORD*	2:00 p.m.	ACCNX
Feb. 12 (Thu)	at Clemson*	8:00 p.m.	ACCN
Feb. 19 (Thu)	at Pittsburgh*	6:00 p.m.	ACCNX
Feb. 22 (Sun)	at Virginia Tech*	2:00 p.m.	ACCNX
Feb. 26 (Thu)	#22/21 LOUISVILLE*	6:00 p.m.	ACCN
Mar. 1 (Sun)	MIAMI*	2:00 p.m.	ACCNX
March 4-8	ACC Tournament		

Home games in BOLD

* - ACC Conference Game

! - ACC Tournament (Duluth, Ga.)

&- Cayman Islands Classic (George Town, Grand Cayman)

- ACC-SEC Challenge

Rankings - AP Top 25/USA Today Coaches Top 25

All times Eastern

TUNE IN TO THE ACTION



WATCH

ACC NETWORK EXTRA

PxP: Andy Demetra

Analyst: Fallon Stokes

SiriusXM

RADIO

GEORGIA TECH YELLOW JACKETS APP

SIRIUSXM 371 AND ON THE SIRIUSXM APP

Richard Musterer

Georgia Tech (3-6, 0-0 ACC) vs. Norfolk State (4-6, 0-0 MEAC)

Game 10 | Monday, Dec. 8 | 7 p.m. ET | Atlanta, Ga. | McCamish Pavilion



YELLOW JACKETS

Head Coach: Karen Blair

Record at GT: 3-6 (First year)

Career Record: Same (First year)

SPARTANS

Head Coach: Jermaine Woods

Record at NSU: 4-6 (First year)

Career Record: 43-61 (Fourth year)



STORYLINES

• Georgia Tech is home for the first time in 19 days Monday to square off with Norfolk State inside McCamish Pavilion. Tech returns to Atlanta having faced a challenging four-game stretch that included three SEC opponents and the Big East's St. John's. Last time out, Tech dropped a hard-fought battle to Texas A&M on the road, 72-63, in the ACC-SEC Challenge.

• Entering off the bench, D'Asia Thomas-Harris recorded the second double-double of her career (12 points, team-best 10 rebounds) and the second by a Jacket this season. Talayah Walker led Tech with 17 points while Catherine Alben's five assists were a team-high.

• Walker leads the Yellow Jackets with 13.1 points per game this season, shooting 44.7% from the floor. She is one of three in double figures through the first nine games, joining Catherine Alben (11.6) and Savannah Samuel (10.0). Samuel had the first double-double by a Yellow Jacket this season on Nov. 29 versus Florida in the Cayman Islands Classic.

• Brianna Turnage is the lead board-protector for the Yellow Jackets, averaging 9.2 rebounds per game this season. Entering Monday, that mark is fourth in the ACC and 55th in the nation. Her 83 total rebounds are 33rd in the country and sixth in the conference.

• Georgia Tech has made a living on starting games strong through the early part of the season. **The Yellow Jackets have outscored teams 156-112 in the first quarter.** In the first half overall, Tech is outscoring teams 284-229.

• Another key spot for Tech through the first three games has been crashing the boards. **The Yellow Jackets have out-rebounded teams 386-331 (+55) so far, including a +33 (192-159) rebounding margin in the second half.** The third quarter has been the primary spot for Tech's board protection with a +30 (104-74) margin. Georgia Tech allowed just one rebound in the third quarter to Radford (Nov. 6). The Jackets' rebounding margin of +7.2 per game is fifth in the ACC and 59th in the country. **Full breakdown on Page 11**

• Through the first nine games of the 2025-26 campaign, first year head coach Karen Blair's Yellow Jackets have not shied away from a challenge., Georgia Tech opponents this season have been a combined 26-14 at the time of tip-off and have an overall current win percentage of .64, the fourth-toughest in the ACC and 57th in the nation. The cumulative record of the opponents Tech has already faced is 51-17 (.750), the second-toughest in the conference and 10th in the nation.

• Offensively, the Georgia Tech bench has been leading the charge through the season's early stages. On Nov. 6 against Radford, the Tech bench scored 41 (Radford game total: 36). Nov. 13 versus Charleston Southern, Tech's bench erupted for a season-high 56 points (CSU game total: 40). Georgia Tech also posted 28 bench points vs. Princeton on Nov. 9 and 39 against West Georgia (Nov. 19). **Tech's 32.6 bench points per game is second in the ACC and 17th in the country.**

PROBABLE STARTERS (BASED OFF LAST GAME)			GP-GS	PPG	RPG	MPG	NOTES
0	G	Brianna Turnage (Sr., 6-1, Atlanta, Ga.)	9-9	5.2	9.2	24.4	Leads team in rebounds (83) and blocks (10)
3	G	Erica Moon (r-Sr., 5-6, Atlanta, Ga.)	9-9	3.2	2.6	21.6	Team-high 30 assists
20	C	Ariadna Termis (Jr., 6-6, Zaragoza, Spain)	9-9	4.0	3.4	21.6	Second on team with nine blocks
21	G	Talayah Walker (So., 5-10, Odenton, Md.)	9-9	13.1	5.0	26.9	Led team in points (17) versus Texas A&M Wednesday
33	G	Savannah Samuel (5th, 6-1, Woodstock, Ga.)	9-5	10.0	2.9	26.3	Had double-double versus Florida (Nov. 29)
OFF THE BENCH							
5	G	Catherine Alben (Sr., 6-7, Snellville, Ga.)	9-0	11.6	3.2	23.4	Cayman Islands Classic All-Tournament Team selection
32	G	D'Asia Thomas-Harris (Jr., G., Katy, Texas)	9-0	7.3	6.3	18.9	Had double-double at Texas A&M (Dec. 3)
12	F	Jada Crawshaw (Jr., 6-0, Darwin, Australia)	6-0	8.3	4.5	17.5	58.8% from the floor this season
23	G	La'Nya Foster (Jr., 5-10, Riverdale, Ga.)	8-0	5.3	2.1	16.4	2023-24 ASUN Freshman of the Year at Austin Peay
22	G	Inés Noguero (Sr., 5-11, Gijón, Spain)	4-4	8.3	5.5	24.1	Shooting 56% from the floor this season

QUICK FACTS

GENERAL

Full Name: Georgia Institute of Technology
 Location: Atlanta, Ga.
 Founded: 1885
 Enrollment: 53,067
 Nicknames: Ramblin' Wreck, Yellow Jackets
 Colors: Old Gold and White
 Arena (Cap.): McCamish Pavilion (8,600)
 President: Dr. Ángel Cabrera
 Athletics Director: Ryan Alpert
 Faculty Ath. Representative: Dr. Jenna Jordan
 Sport Administrator: Joeleen Akin

COACHING STAFF

Head Coach: Karen Blair
 Years at Tech: First
 X/Twitter: @CoachKarenBlair
 Career Record: 3-5 (.375)
 Record at Tech: 3-5/First Season
 Alma Mater: SMU, 1999
 Assistant Coach: Marsha Frese
 Assistant Coach: Chris Meadows, Sr.
 Assistant Coach: Ben Kantor
 Assistant Coach: Morgan Williams
 Asst. Coach/Dir. of Recruiting Ops: Caleb Currier
 Executive Dir. of BSK Ops/Player Mgmt: Chuck Terrell
 Director of WBB Ops: Liberty Crayton Del Rosario

TEAM INFORMATION

2024-25 Overall Record: 22-11
 2024-25 ACC Record: 9-9
 2024-25 Home Record: 14-4
 2024-25 Road Record: 5-5
 2024-25 Neutral Record: 3-2
 Letterwinners R/L: 3/9
 Starters R/L: 2/3
 Newcomers: 10

HISTORY

First Year: 1974-75 (52nd season)
 Overall Record: 799-712 (.529)
 ACC Record: 261-418 (.381)
 ACC Tournament Record: 23-46
 Postseason Record: 23-28 (NCAA, WBIT, WNIT & AIAW)
 NCAA Appearances/Last: 12, 2025
 NCAA Tournament Record: 7-12
 WBIT Record/Appearances: 0-1/1
 WNIT Record: 14-7
 All-Time Home Record: 435-242
 All-Time Road Record: 202-315
 All-Time Neutral Record: 93-94

ATHLETIC COMMUNICATIONS & PUBLIC RELATIONS

WBB Contact: Michael Pitts
 Email: mpitts@athletics.gatech.edu
 Cell Phone: 678-373-7093
 Press Row: 404-894-5458
 Website: www.ramblinwreck.com

It is incorrect to call it "Georgia Tech University."

Officially, it's The Georgia Institute of Technology.

2025-26 GEORGIA TECH WOMEN'S BASKETBALL ROSTER

Numerical

No.	Name	YR	HT	POS	Hometown	High School/Previous School
0	Brianna Turnage	Sr.	6-1	G	Atlanta, Ga.	Westlake HS/Florida State
1	McKayla Taylor	Fr.	6-3	C	Atlanta, Ga.	Langston Hughes HS
3	Erica Moon	r-So.	5-6	G	Atlanta, Ga.	St. Francis HS/Texas A&M
4	Leyre Urdiain	Fr.	5-11	G	Zaragoza, Spain	Sansuena
5	Catherine Alben	Sr.	5-7	G	Snellville, Ga.	Grayson HS/Charleston Southern
12	Jada Crawshaw	Jr.	6-0	F	Darwin, Australia	Barker College/Long Beach State
13	Déborah Mukeba	So.	6-5	C	Fleurus, Belgium	Winston-Salem Christian Academy/Boston College
20	Ariadna Termis	Jr.	6-6	C	Zaragoza, Spain	IES Joaquim Blume Barcelona
21	Talayah Walker	So.	5-10	G	Odenton, Md.	Our Lady of Good Counsel/Penn State
22	Inés Noguero	Sr.	5-11	G	Gijón, Spain	Joaquim Blume
23	La'Nya Foster	Jr.	5-10	G	Riverdale, Ga.	Lovejoy HS/Austin Peay
32	D'Asia Thomas-Harris	Jr.	6-2	G	Katy, Texas	Houston Christian
33	Savannah Samuel	5th	6-1	G	Woodstock, Ga.	St. Francis HS/Boston College

Alphabetical

No.	Name	YR	HT	POS	Hometown	High School/Previous School
5	Catherine Alben	Sr.	5-7	G	Snellville, Ga.	Grayson HS/Charleston Southern
12	Jada Crawshaw	Jr.	6-0	F	Darwin, Australia	Barker College/Long Beach State
23	La'Nya Foster	Jr.	5-10	G	Riverdale, Ga.	Lovejoy HS/Austin Peay
3	Erica Moon	r-So.	5-6	G	Atlanta, Ga.	St. Francis HS/Texas A&M
13	Déborah Mukeba	So.	6-5	C	Fleurus, Belgium	Winston-Salem Christian Academy/Boston College
22	Inés Noguero	Sr.	5-11	G	Gijón, Spain	Joaquim Blume
33	Savannah Samuel	5th	6-1	G	Woodstock, Ga.	St. Francis HS/Boston College
1	McKayla Taylor	Fr.	6-3	C	Atlanta, Ga.	Langston Hughes HS
20	Ariadna Termis	Jr.	6-6	C	Zaragoza, Spain	IES Joaquim Blume Barcelona
32	D'Asia Thomas-Harris	Jr.	6-2	G	Katy, Texas	Houston Christian
0	Brianna Turnage	Sr.	6-1	G	Atlanta, Ga.	Westlake HS/Florida State
4	Leyre Urdiain	Fr.	5-11	G	Zaragoza, Spain	Sansuena
21	Talayah Walker	So.	5-10	G	Odenton, Md.	Our Lady of Good Counsel/Penn State

Head Coach: Karen Blair (SMU, 1999), First Season

Assistant Coach: Marsha Frese (Rice, 1995), First Season

Assistant Coach: Chris Meadows, Sr. (St. Bonaventure, 1992), First Season

Assistant Coach: Ben Kantor (Illinois, 2006), First Season

Assistant Coach: Morgan Williams (Georgetown, 2012), First Season

Asst. Coach/Dir. of Recruiting: Caleb Currier (Tennessee, 2019), 3rd season as AC, 4th overall

Executive Dir. of Basketball Operations/Player Mgmt: Chuck Terrell (Pacific, 1994), First Season

Director of Operations: Liberty Crayton Del Rosario (Notre Dame, 2002), First Season

Director of Content and Creative Strategy: Nick Mancusi, First Season

Director of Video and Analytics: McIntyre Webb (Michigan State, 2014), First season

Director of Strength and Conditioning: Rachel Jones (Delaware, 2012), First season

Assistant Director of Sports Medicine: Rachel Stewart (NCCU, 2013), Ninth season

HOW TO SAY IT

Inés Noguero | e-nez no-RAY-doh
 Ariadna Termis | ari-AH-dna
 Talayah Walker | ta-LAY-ah
 D'Asia Thomas-Harris | Dee-Asia
 Leyre Urdiain | Lay-ray Oor-EE-dain

BY CLASS:

Fifth Years (1): Savannah Samuel
 Seniors (3): , Catherine Alben, Inés Noguero, Brianna Turnage
 Juniors (4): Jada Crawshaw, La'Nya Foster, Ariadna Termis, D'Asia Thomas-Harris
 Sophomores (3): Erica Moon (redshirt), Déborah Mukeba, Talayah Walker
 Freshmen (2): McKayla Taylor, Leyre Urdiain

BY STATE/COUNTRY:

Australia (1): Jada Crawshaw
 Belgium (1): Déborah Mukeba
 Georgia (6): Catherine Alben, La'Nya Foster, Erica Moon, Savannah Samuel, McKayla Taylor, Brianna Turnage
 Maryland (1): Talayah Walker
 Spain (3): Inés Noguero, Ariadna Termis, Leyre Urdiain
 Texas (1): D'Asia Thomas-Harris

BY POSITION:

Guards (8): Catherine Alben, La'Nya Foster, Erica Moon, Inés Noguero, Savannah Samuel, Brianna Turnage, Talayah Walker, Leyre Urdiain
 Forwards (1): Jada Crawshaw
 Center (3): Déborah Mukeba, McKayla Taylor, Ariadna Termis
 Guard/Forward (1): D'Asia Thomas-Harris

SERIES HISTORY VS. NORFOLK ST

Overall: First Meeting
Current Streak: N/A
Home Games: N/A
Last: N/A
Away Games: N/A
Last: N/A
Neutral Sites: N/A
Last Meeting: N/A

LAST MEETINGS VS. NORFOLK STATE

N/A

WHAT'S AT STAKE**With a win...**

- Tech improves to 4-6 on the season
- Tech improves to 4-2 at home this season
- Tech improves to 1-0 all-time versus Norfolk State
- Tech improves to 4-2 at home in the Karen Blair Era
- Tech improves to 14-0 all-time against MEAC teams

With a loss...

- Tech falls to 3-7 on the season
- Tech falls to 3-3 at home this season
- Tech falls to 0-1 all-time versus Norfolk State
- Tech falls to 13-1 all-time versus MEAC teams

WELCOME HOME, D'ASIA

Returning to her home state of Texas, D'Asia Thomas-Harris recorded just the second double-double of her career and the second by a Jacket this season with 12 points and a team-high 10 rebounds at Texas A&M. Talayah Walker led the Jackets in scoring with 17.

Georgia Tech led at the half against the Aggies in this ACC-SEC Challenge game, but a third-quarter push from the home team proved to be the difference in the 72-63 decision.

PARADISE MAKES A DIFFERENCE

Flipping the script from fast starts and slower third quarters, the Jackets trailed early to St. John's in game one of the Cayman Islands Classic before rising to take a 58-55 lead going into the fourth. The Red Storm took a slim lead in the closing stages of the game and held on to take the win.

18 points apiece from Alben and Walker led the way for Tech, including 11 from Thomas-Harris who recorded the first trey of her career, on a 3-for-5 clip from beyond the arc. Moon's seven assists led Tech and were the most by a Yellow Jacket in a game at this point.

The next night, Tech led after the first quarter against the Florida Gators before the SEC squad posted solid second and third quarters to take the lead. A late, 24-point fourth-quarter rally got Tech close but the Jackets were unable to topple the Gators, 65-56.

Savannah Samuel posted the first double-double by a Yellow Jacket this season (14 points, career-high 10 rebounds) and was joined by Talayah Walker (11 points) and Cayman Islands Classic All-Tournament Team selection Catherine Alben (10 points) in double figures.

It marked Georgia Tech's first-and-second ever games in the Cayman Islands and 31st and 32nd international games overall.

RIVALRY RENEWED

Clean, Old-Fashioned Hate returned to Athens, Ga. on Nov. 23, where the Yellow Jackets led 16-11 after the first quarter but were dealt a tough defeat to rival Georgia, 59-87, for the program's first road game of the season.

Three Jackets finished in double figures, led by Samuel and Alben who had 12 each. Crawshaw added 10 of her own with a career-high four steals.

SAV MAKES A STATEMENT

Savannah Samuel's first start as a Yellow Jacket on Nov. 19 vs. West Georgia saw her lead the team with 15 points in Tech's 68-60 victory. She was one of four Jackets to reach double figures, joined by 11 points apiece from Jada Crawshaw, La'Nya Foster and D'Asia Thomas-Harris. Brianna Turnage once again led the team in boards (11) and assists (5) in the win.

HISTORY VS. NORFOLK ST**Previous games vs. the Spartans:**

- No current Yellow Jackets have suited up against Norfolk St.

PEACH STATE DOMINANCE**Record vs. In-State DI Foes Since 2020-21**

Rk	Team	W	L	PCT
1.	Georgia Tech	13	3	.813
2.	Georgia	9	4	.692
3.	Georgia Southern	7	8	.467
4.	Georgia State	8	13	.381
5.	Mercer	4	7	.363
6.	Kennesaw State	3	5	.375
7.	West Georgia	0	2	.000



Division I Record Since 2020-21

Rk	Team	W	L	PCT
1.	Georgia	99	66	.600
2.	Georgia Tech	92	69	.571
3.	Georgia Southern	86	72	.544
4.	Mercer	82	74	.526
5.	West Georgia	18	19	.487
6.	Georgia State	71	84	.458
7.	Kennesaw State	60	87	.408

Division I Record Since 2023-24

Rk	Team	W	L	PCT
1.	Georgia Tech	42	33	.560
2.	Georgia State	36	36	.500
3.	West Georgia	18	19	.487
3.	Georgia	35	37	.486
5.	Georgia Southern	36	39	.480
6.	Kennesaw State	29	40	.420
7.	Mercer	28	44	.389

TEAM COMPARISON

		
Record	3-6	4-6
Conference Record	0-0	0-0
Points per game	68.3	57.9
Scoring Margin	+4.7	-7.2
FG Percentage	41.9	33.6
3-pt FG Percentage	28.6	22.4
3-pt FG Made Per Game	4.2	4.2
FT Percentage	65.4	71.6
Rebounds per game	42.89	33.44
Rebounding Margin	+7.2	-7.7
Assists Per Game	15.9	9.0
Turnovers Per Game	17.6	16.6
Turnover Margin	+4.4	+4.44
Steals Per Game	8.1	13.3
Blocks Per Game	4.6	4.1

ON OUR MIND

Recent history has been kind to Georgia Tech women's basketball when it comes to comparing against in-state Division I competition.

Since the 2020-21 campaign, GT is 13-3 against in-state foes and has won nine of its last 10 and 13 of its last 15 against teams from the state of Georgia.

In its last 32 games against Peach State teams, the Yellow Jackets boast a 27-5 record. Since 2020-21, Georgia Tech has not lost to Georgia State, Georgia Southern, Mercer, West Georgia or Kennesaw State.

ACC & NCAA TEAM STAT RANKINGS

(As of Dec. 7, 2025)

Category	Value	NCAA	ACC
Scoring	68.3	171st	14th
Scoring Defense	63.7	176th	13th
Scoring Margin	4.7	166th	13th
FG%	41.9	142nd	10th
3FG%	28.6	234th	14th
3FGs	4.2	327th	17th
3FG Attempts	14.8	333rd	18th
FT%	65.4	277th	14th
Free Throws	13.67	97th	6th
Free Throw Attempts	20.89	63rd	2nd
FG% Defense	36.4	72nd	4th
3FG% Defense	28.2	115th	6th
Rebounds/Game	42.89	35th	3rd
Offensive Reb/Game	12.8	146th	9th
Rebound Margin	7.2	59th	5th
Assists/Game	15.9	66th	7th
Turnovers/Game	17.6	216th	17th
Assist/Turnovers	0.91	127th	12th
Turnovers Forced/Game	15.78	252nd	10th

ACC & NCAA INDY STAT RANKINGS

(As of Dec. 7, 2025)

Player/Category	Value	NCAA Rank	ACC Rank
Erica Moon			
Assist/TO Ratio	2.00	86th	5th
Assists per Game	3.3	225th	15th
Savannah Samuel			
FT Percentage	79.3	186th	11th
Ariadna Termis			
Blocks per Game	1.00	214th	17th
Brianna Turnage			
Total Rebounds	83	33rd	6th
Rebounds per GM	9.2	55th	4th
Blocks per Game	1.11	192nd	15th
Total Blocks	10	132nd	12th
Talayah Walker			
FT Made	29	141st	7th
FT Attempts	44	86th	6th

LARGEST HOME CROWDS

1.	11/21/10	#1/1 UConn	L, 71-51	7,325
2.	2/8/95	#11/11 UNC	L, 84-62	6,621
3.	1/19/25	Clemson	W, 89-65	6,386
4.	12/5/08	Georgia	W, 57-42	6,212
5.	2/7/99	#9/11 Duke	L, 74-73	6,058
6.	11/11/12	#20/16 Tenn.	L, 54-71	5,517
7.	11/6/25	Radford	W, 82-36	5,467
8.	11/6/23	Coastal Carolina	W, 83-53	4,963
9.	12/9/21	#3/2 UConn	W, 57-44	4,587
10.	1/26/25	#14 Duke	L, 55-50	4,301
11.	1/23/93	#10 Virginia	L, 107-81	4,158
12.	2/21/93	Wake Forest	W, 85-72	4,136
13.	2/16/03	Virginia	L, 56-54	4,044
14.	1/26/02	Clemson	W, 83-78	3,965
15.	12/13/09	MVSU	W, 89-41	3,864
16.	1/20/96	#7/7 Virginia	L, 79-58	3,849
17.	1/8/04	#1/2 Duke	L, 45-77	3,833
18.	2/11/96	Wake Forest	W, 75-65	3,827
19.	2/18/99	#17/17 Virginia	L, 73-86	3,812
20.	2/23/25	Florida State	L, 73-70	3,809
21.	11/4/24	Winthrop	W, 85-39	3,611
22.	1/13/03	#1/1 Duke	L, 59-79	3,592
23.	1/9/00	#14/10 Duke	L, 45-64	3,512
24.	2/27/94	Duke	W, 64-56	3,385
25.	2/10/08	#3/3 UNC	L, 61-75	3,257

*McCarnish Pavilion record

Tech rolled out to a 25-12 lead after one and 44-22 at halftime before a second-half surge from West Georgia closed the gap. The Wolves got as close as five points in the late stages before the Jacket defense slammed the door and secured the victory.

The win marked Tech's eighth-straight win over a DI program from the state of Georgia, the 12th of its last 13th game against an in-state foe and 13th of its last 15.

TOUGH THIRD QUARTER VERSUS DOLPHINS

An aggressive approach on both sides of the ball from Jacksonville resulted in Tech's second defeat of the early season on Nov. 16. A 25-point third quarter from JU was the difference, leading to a 69-64 decision.

Walker once again led Tech in points (15), joined by Turnage (10), who finished a rebound shy of her first double-double in a Yellow Jacket uniform. The Jackets collected 52 rebounds to JU's 39 and delivered 42 points in the paint against the Dolphins.

SHIP SINKERS

After dropping a hard-fought game to Princeton, 67-61, on Nov. 9, the Jackets returned to McCarnish Pavilion on Nov. 13 and took out frustrations on Charleston Southern, 87-40. Jumping out of the gate immediately 25-8 in the first quarter, Tech limited the Bucs to just 23.4% from the floor on top of a 56-point performance from the bench.

Talayah Walker led the way offensively with a career-high 19 points. She was one of five Jackets to score at least 10. Brianna Turnage had her third 10+-rebound performance in as many games with a career-best 13. She also led the team in assists with a career-tying six.

The Yellow Jackets also shot a season-high 10 three's on another season-high of 45.5% shooting.

BATTLE-TESTED VS. PRINCETON

A back-and-forth showdown against 2025 NCAA Tournament team took center stage in McCarnish Pavilion on Nov. 9. Tech forced the Tigers to start 0-for-9 from three and out-rebounded the Tigers, but a fourth-quarter rally from the 2026 Ivy League preseason favorite proved to be the difference.

Alben and Noguero led Tech with 15 and 13 points, respectively. Turnage led Tech with 10 rebounds, her second-straight game in double figures to open the season.

WON-AND-ZERO

The Karen Blair Era opened in style on Nov. 6, when the Yellow Jackets took down Radford, 82-36, for 'Education Day' inside McCarnish Pavilion. After a tight first quarter and only up by three, the Tech defense rose to the challenge and did not allow a single basket in the second quarter - the first scoreless defensive quarter in program history - holding the Highlanders to 0-for-12 from the floor. GT outscored Radford 69-26 in the final 30 minutes of game time and out-rebounded the Highlanders 51-23 in the game.

The victory marked the 13th-straight home-opening win for Tech and the fewest points allowed in a head coach's debut game in program history.

Talayah Walker led the charge with 16 points while Brianna Turnage led the team in rebounds (11) and Erica Moon in assists (6).

HOME SWEET HOME

All time, the Yellow Jackets are 435-242 (.643) when playing at home. The Jackets have won the last 12 of the last 14 non-conference games at McCarnish Pavilion dating back to the 2024-25 season. The Jackets opened the 2025-26 season with an 82-36 throttling of Radford to get that mark to double digits. Since 2020-21, Georgia Tech is 30-6 inside the friendly confines of McCarnish Pavilion when facing non-conference opponents, and is 18-3 since 2023-24.

GUESS WHO'S BACK? BACK AGAIN?

GEORGIA TECH'S LAST 14 POSTSEASONS

YEAR	OVR	ACC TOURN.	POSTSEASON
2024-25	22-11	1-1 (R2)	NCAA 1st Round
2023-24	17-16	1-1 (R2)	WBIT
2022-23	13-17	0-1 (R1)	N/A
2021-22	21-11	1-1 (QF)	NCAA
2020-21	17-9	1-1 (SF)	NCAA Sweet 16
2019-20	20-11	1-1 (QF)	Canceled
2018-19	17-13	0-1 (R2)	Declined WNIT
2017-18	20-14	1-1 (R2)	WNIT 3rd Round
2016-17	22-15	1-1 (R2)	WNIT Runners-Up
2015-16	20-13	1-1 (QF)	WNIT 2nd Round
2014-15	19-15	1-1 (R2)	WNIT 2nd Round
2013-14	20-12	1-1 (QF)	NCAA 1st Round
2012-13	14-16	0-1 (R1)	N/A
2011-12	26-9	2-1 (CG)	NCAA Sweet 16

ACC PRESEASON AWARDS

Blue Ribbon Panel Preseason Player of the Year

Hannah Hidalgo - Jr., G, Notre Dame

2025-26 Blue Ribbon Panel Preseason All-ACC Team

Hannah Hidalgo, Jr., G, Notre Dame
 Zoe Brooks, Jr., G, NC State
 Kymora Johnson, Jr., G, Virginia
 Toby Fournier, So., F, Duke
 Ashlon Jackson, Sr., G, Duke
 Tajanna Roberts, So., G, Louisville
 Khamil Pierre, Jr., F, NC State
 Reniya Kelly, Sr., G, North Carolina
 Nunu Agara, Jr., F, Stanford
 Laura Ziegler, Sr., F, Louisville

2025-26 Blue Ribbon Panel Newcomer Watch List

Emilee Skinner, G, Duke
 Hailee Swain, G, Stanford
 Nyla Brooks, G, North Carolina
 Lara Somfai, F, Stanford
 Aliyahna "Puff" Morris, G, California
 Leah Macy, F, Notre Dame

ACC WEEKLY AWARDS

Monday, Nov. 10

Player: Hannah Hidalgo, Notre Dame (Jr. - Guard)**Rookie:** Lara Somfai, Stanford (Fr. - Forward)

Monday, Nov. 17

Player: Hannah Hidalgo, Notre Dame (Jr. - Guard)**Rookie:** Puff Morris, California (Fr. - Guard)

Monday, Nov. 24

Player: Nunu Agara, Stanford (Jr. - Forward)**Rookie:** Nyla Brooks, North Carolina (Fr. - Guard)

Monday, Dec. 1

Player: Indya Nivar, North Carolina (Sr. - Guard)**Rookie:** Uche Izoje, Syracuse (Fr. - Center)

TOP 25 POLLS

ASSOCIATED PRESS
(Week 5)

1	UConn
2	Texas
3	South Carolina
4	UCLA
5	LSU
6	Michigan
7	Maryland
8	TCU
9	Oklahoma
10	Iowa State
11	North Carolina
12	Iowa
13	Ole Miss
14	Baylor
15	Vanderbilt
16	USC
17	Kentucky
18	Notre Dame
19	Tennessee
20	Michigan State
21	Washington
22	Louisville
23	Ohio State
24	Oklahoma State
25	West Virginia

USA TODAY COACHES
(Week 5)

1	UConn
2	Texas
3	South Carolina
4	UCLA
5	LSU
6	Maryland
7	TCU
8	Michigan
9	Oklahoma
10	North Carolina
11	Iowa State
12	Iowa
13	Ole Miss
14	Vanderbilt
15	Baylor
16	Kentucky
17	Tennessee
18	USC
19	Notre Dame
20	Michigan State
21	Louisville
22	Washington
23	Oklahoma State
24	Ohio State
25	NC State

Bold = 2025-26 Opponent

TECH IN THE POLLS

DATE	AP	COACHES
Preseason	NR	N/A
Nov. 10	NR	NR
Nov. 17	NR	NR
Nov. 24	NR	NR
Dec. 1	NR	NR
Dec. 8		
Dec. 15		
Dec. 22		
Dec. 29		
Jan. 5		
Jan. 12		
Jan. 19		
Jan. 26		
Feb. 2		
Feb. 9		
Feb. 16		
Feb. 23		

OPPONENT RANK HISTORY

Game	Opponent	Weeks Ranked	Highest Rank
1	Radford		
2	Princeton		RV/RV
3	Charleston So.		
4	Jacksonville		
5	West Georgia		
6	Georgia		RV/RV
7	St. John's		
8	Florida		
9	Texas A&M		
10	Norfolk State		
11	West Virginia	3/2	21st/20th
12	Wake Forest		
13	NC State	4/4	9th/9th
14	Wofford		
15	Notre Dame	5/4	15th/17th
16	SMU		
17	Virginia		/RV
18	Clemson		
19	Duke	2/2	7th/11th
20	North Carolina	5/4	11th/8th
21	Florida State		
22	Syracuse		
23	Boston College		
24	California		
25	Stanford		RV/RV
26	Clemson		
27	Pittsburgh		
28	Virginia Tech		
29	Louisville	5/4	20th/19th
30	Miami		

(AP/Coaches)

Inés Noguero, D'Asia Thomas-Harris and Ariadna Termis return to The Flats in 2025-26 as the lone returners. Noguero enters the season having played 78 games in a Tech uniform with 59 starts. She has accrued 93 career steals and 137 assists on top of 393 points and 1,571 minutes of action.

Thomas-Harris returns after playing in just five games last season due to injury. She has appeared in 33 games at Georgia Tech and has made the most of her floor time, shooting 52.5% in her career. Termis, who made 24 starts a season ago, finished third on the team with 62 assists and led Tech with 13 points in a victory over No. 21 Oregon in Hawaii. She has a 44.1% shooting mark in 57 games at Georgia Tech.

PORTAL PRESENCE

Georgia Tech added eight to the roster in the offseason via the transfer portal. With those eight comes a plethora of experience: the group (entering 2025-26) averages 20.7 minutes and 7.2 points per game in their careers with 403 combined games played, 168 starts and 2,913 combined points.

The Yellow Jackets' incoming from the portal are Savannah Samuel (5th - Boston College), Brianna Turnage (Sr. - Florida State), Catherine Alben (Sr. - Charleston Southern), Jada Crawshaw (Jr. - Long Beach State), La'Nya Foster (Jr. - Austin Peay), Erica Moon (r-So. - Texas A&M), Deborah Mukeba (So. - Boston College), Talayah Walker (So. - Penn State).

FRESH YELLOW JACKETS

Along with the eight additions from the portal, Georgia Tech welcomed two freshmen to campus, McKayla Taylor and Leyre Urdiain.

Taylor, a GHSA 6A region 5 player of the year, Taylor averaged 11.5 points and 11.8 rebounds per game in her three seasons at Langston Hughes High School. She was the No. 4-ranked center in the state of Georgia by Sandy's Spiel and was tabbed a 2023-24 6A all-state honorable mention by the same organization. Taylor was a 2024 Atlanta Journal Constitution 6A all-state second team selection and is a two-time Atlanta Public Schools MVP (2019 and 2020). She helped Langston Hughes reach the 2023 GHSA 6A Final Four after averaging 10.0 points and 10.7 rebounds per game her sophomore season. She currently owns over 500 career points and 500 career rebounds at Langston Hughes.

Urdiain, from Zaragoza, Spain, brings several seasons of international experience to The Flats, having been a part of several successful Spanish National Teams. In 2024, she helped her team to a bronze medal at the FIBA U17 Women's Basketball World Cup. Urdiain was selected as a team captain and averaged 8.1 points and 4.9 boards per game. She opened the tournament with three-straight double-digit scoring games and ended the event with a tourney-best 14 points on 66.7% from the floor against France. She will miss the 2025-26 season due to an injury sustained in the preseason.

A LOOK AT THE CALENDAR

The 2025-26 schedule features 30 challenging games including 18 games of treacherous ACC action.

After five games inside the friendly confines of McCamish Pavilion to start the season, the Yellow Jackets road slate begins Sunday, Nov. 23 against Georgia. Immediately after, Tech treks to the Cayman Islands for the Cayman Islands Classic against St. John's (Nov. 28) and Florida (Nov. 29).

Intense road action against Texas A&M in the ACC-SEC Challenge (Wednesday, Dec. 3) and West Virginia (Thursday, Dec. 11) highlight the non-conference slate before that list of games concludes Sunday, Dec. 28 against Wofford at home. ACC action begins Sunday, Dec. 14 on the road in Winston-Salem against Wake Forest. The Yellow Jackets host Notre Dame (Jan. 1) and also welcome UNC (Jan. 22) and Louisville (Feb. 26) to the Flats this season.

FAMILIAR FOES

The 2025-26 slate for the Yellow Jackets is not without its fair share of reunions. Six different Yellow Jackets - including head coach Karen Blair - square off against familiar opponents.

2025-26 OPPONENTS RECORDS

Game	Opponent	Record at Game/Current Record
1	Radford	0-1/6-5
2	Princeton	0-0/9-1
3	Charleston Southern	0-3/2-7
4	Jacksonville	2-1/7-1
5	West Georgia	2-1/4-2
6	Georgia	6-0/10-0
7	St. John's	5-1/7-2
8	Florida	7-1/8-2
9	Texas A&M	5-1/6-1
10	Norfolk State	4-6/4-6
11	West Virginia	/7-2
12	Wake Forest	/9-1
13	NC State	/5-4
14	Wofford	/2-5
15	Notre Dame	/5-2
16	SMU	/4-5
17	Virginia	/6-3
18	Clemson	/5-4
19	Duke	/3-6
20	North Carolina	/8-2
21	Florida State	/4-6
22	Syracuse	/7-1
23	Boston College	/4-7
24	California	/6-3
25	Stanford	/8-2
26	Clemson	/5-4
27	Pittsburgh	/6-5
28	Virginia Tech	/7-2
29	Louisville	/7-3
30	Miami	/5-3
Overall		31-15/168-93

WINS AGAINST RANKED FOES

Date	Opponent	Rank	Score
Jan. 6, 1987	#13 Maryland	H	81-80 (OT)
Jan. 21, 1989	#13 Virginia	H	105-80
Jan. 2, 1990	#6 NC State	H	79-78
Jan. 18, 1990	#15 Maryland	H	70-68
Jan. 17, 1992	#16 NC State	H	83-72
Feb. 4, 1992	at #18 Clemson	A	59-57
March 7, 1992	vs. #4 Maryland	N	68-67
March 8, 1992	vs. #18 Clemson	N	74-73
Jan. 15, 1993	#15 North Carolina	H	73-63
Jan. 25, 1996	#18 Clemson	H	55-38
Feb. 25, 1996	at #17 Clemson	A	72-62
Jan. 5, 1997	#7 NC State	H	73-72
Feb. 13, 1997	#9 Virginia	H	72-60
Dec. 6, 1997	#9 Virginia	H	84-65
Dec. 5, 1998	at #17/14 NC State	A	74-73
Jan. 24, 1999	#7/6 North Carolina	H	91-84
Jan. 13, 2000	#15/12 North Carolina	H	55-44
Feb. 24, 2000	at #14/11 NC State	A	69-52
March 4, 2000	vs. #15/14 NC State	N	71-62
Jan. 7, 2001	#25 Virginia	H	70-65
Feb. 8, 2001	at #24 Virginia	A	87-70
Jan. 17, 2002	at #17/15 North Carolina	A	81-62
Dec. 27, 2002	vs. #24/22 Georgia	N	55-49
Dec. 3, 2004	#6/6 Georgia	H	55-49
Feb. 1, 2007	#4/4 Maryland	H	77-72
Dec. 3, 2008	#21/24 Michigan St.	H	70-57
Jan. 22, 2009	#2/3 North Carolina	H	66-62
March 1, 2009	#22/19 Virginia	H	74-66
Dec. 5, 2010	#21/22 Georgia	H	69-53
Jan. 6, 2011	#8/8 North Carolina	H	71-70
Feb. 24, 2011	at #13/16 North Carolina	A	64-57
March 4, 2011	vs. #13/15 Maryland	N	70-64
Feb. 12, 2012	at #23/RV North Carolina	A	56-64
March 20, 2012	vs. #17/16 Georgetown	N	76-64
Feb. 6, 2014	#13/11 North Carolina	H	94-91
Feb. 26, 2015	#16/17 Duke	H	71-62
Jan. 15, 2017	#24 Syracuse	H	75-66
Nov. 18, 2018	#14 Georgia	H	63-53
Jan. 20, 2019	#12/12 Syracuse	H	65-55
Jan. 2, 2020	#23/RV Miami	H	61-54
Jan. 9, 2020	#11/11 Florida State	A	67-52
Feb. 16, 2020	#4/4 NC State	A	65-61
Feb. 23, 2020	#17/18 Florida State	H	65-62
March 23, 2021	#17/20 West Virginia	N	73-56
Dec. 5, 2021	#20/19 Georgia	A	55-54
Dec. 9, 2021	#3/2 UConn	H	57-44
Jan. 23, 2022	#20 North Carolina	H	55-38
Feb. 2, 2023	#15/13 NC State	H	68-62
Nov. 26, 2024	#21/25 Oregon	N	74-58
Dec. 15, 2024	#14/14 North Carolina	A	82-76
Dec. 21, 2024	#23/RV Nebraska	H	72-61

GAME-BY-GAME NOTES TO KNOW**Nov. 6 Win over Radford (82-36)**

Victory one of the Karen Blair Era. The fewest points allowed in a head coach's debut game in program history.

Nov. 13 Win over Charleston So. (87-40)

Fewest fouls committed in a single game by an ACC team this season (4)

Nov. 19 Win over West Georgia (68-60)

46th-straight win over in-state opponent that was not Georgia. Last loss: Dec. 19, 1998 to Georgia State

Nov. 29 Loss to Florida (65-56)

Savannah Samuel records first career double-double; first Jacket to get one this season (14 pts, 10 reb.)

Dec. 3 Loss to Texas A&M (72-63)

D'Asia Thomas-Harris posts second-career double-double (12 points, team-high 10 rebounds)

GAMES LEADING GEORGIA TECH**Scoring (Including Ties)**

Talayah Walker	5	last: Dec. 3 at Texas A&M (17)
Catherine Alben	3	last: Nov. 28 vs. St. John's (18)
Savannah Samuel	3	last: Nov. 29 vs. Florida (14)

Rebounding (Including Ties)

Brianna Turnage	5	last: Nov. 23 vs. Georgia (9)
Inés Noguero	1	last: Nov. 16 vs. JU (10)
Catherine Alben	1	last: Nov. 28 vs. St. John's (18)
Savannah Samuel	1	last: Nov. 29 vs. Florida (10)
D. Thomas-Harris	1	last: Dec. 3 at Texas A&M (10)

Assists (Including Ties)

Erica Moon	3	last: Nov. 28 vs. St. John's (7)
Ariadna Termis	3	last: Nov. 29 vs. Florida (3)
Brianna Turnage	2	last: Nov. 19 vs. UWG (5)
Catherine Alben	1	last: Dec. 3 at Texas A&M (5)

2025-26 GAMES WITH**10+ Points**

Catherine Alben	6	last: Nov. 29 vs. Florida (10)
Talayah Walker	6	last: Dec. 3 at Texas A&M (17)
Savannah Samuel	5	last: Dec. 3 at Texas A&M (11)
D. Thomas-Harris	3	last: Dec. 3 at Texas A&M (12)
Jada Crawshaw	3	last: Nov. 23 at Georgia (10)
La'Nya Foster	2	last: Nov. 19 vs. UWG (11)
Inés Noguero	1	last: Nov. 9 vs. Princeton (13)
Brianna Turnage	1	last: Nov. 16 vs. JU (10)

10+ Rebounds

Brianna Turnage	4	last: Nov. 19 vs. UWG (11)
D. Thomas-Harris	2	last: Dec. 3 at Texas A&M (10)
Inés Noguero	1	last: Nov. 16 vs. JU (10)
Savannah Samuel	1	last: Nov. 29 vs. Florida (10)

5+ Assists

Brianna Turnage	2	last: Nov. 19 vs. UWG (5)
Erica Moon	2	last: Nov. 28 vs. St. John's (7)
Ariadna Termis	1	last: Nov. 9 vs. Princeton (5)
Catherine Alben	1	last: Dec. 3 at Texas A&M (5)

3+ Steals

Talayah Walker	2	last: Nov. 19 vs. UWG (3)
Brianna Turnage	2	last: Nov. 29 vs. Florida (3)
D. Thomas-Harris	1	last: Nov. 19 vs. UWG (3)
Jada Crawshaw	1	last: Nov. 23 at Georgia (4)
Erica Moon	1	last: Nov. 28 vs. St. John's (3)

Thursday, Nov. 13: Charleston Southern at Georgia Tech

Senior Catherine Alben transferred in from Charleston Southern in the offseason.

Georgia Tech wins, 87-40 (Alben: 17 points, 6 rebounds)**Wednesday, Dec. 3: Georgia Tech at Texas A&M**

R-Sophomore Erica Moon transferred in from Texas A&M in the offseason.

FAMILIAR FOES (CONT.)**Sunday, Jan. 4: Georgia Tech at SMU**

Head coach Karen Blair graduated from SMU in 1999.

Sunday, Jan. 25: Georgia Tech at Florida State

Senior Brianna Turnage transferred from Florida State.

Sunday, Feb. 1: Boston College at Georgia Tech

Fifth year Savannah Samuel and sophomore Déborah Mukeba transferred from Boston College.

51 YEARS OF PRESTIGE

Last year, Georgia Tech celebrated the 50th anniversary of women's basketball on The Flats during the 2024-25 season. Tech's first varsity female sports team, women's basketball started in 1974-75 and has amassed 799 wins since. In 50 seasons, Georgia Tech has made 12 NCAA Tournament appearances, eight WNIT appearances, and seven GAIW State Tournaments. The Yellow Jackets made their first postseason appearance in school history in 1992 and won the NWIT in Amarillo, Texas. The win also marked the first NWIT title for an ACC school.

Tech made its first NCAA Tournament appearance in 1992-93. The Jackets didn't return for 10 years, making its next trip in 2003, but then participated in every Big Dance from 2007-2012. In 2012, Tech made its first-ever run to the Sweet 16. The Jackets would return to the Sweet 16 in 2021.

2024-25 SEASON RECAP

Georgia Tech returned to March Madness last season behind a 21-9 regular season record. The Yellow Jackets captured three ranked victories, the most by the program in a single season since 2021-22. Tech captured victories over Georgia (83-67), No. 21 Oregon (74-58), Mississippi State (78-75, SEC/ACC Challenge), No. 14 North Carolina (82-76) and No. 23 Nebraska (72-61). Georgia Tech spent 11 weeks ranked in the top 25, including three weeks at No. 13 in the Associated Press Top 25 poll. Tech opened the season with the best start in program history at 15-0 en route to its 12 NCAA Tournament appearance.

CAREER COUNTERS**Double-Doubles**

Catherine Alben: 1

at Charleston Southern (2022-25)

vs. Georgia College Nov. 7, 2022 (22 pts, 13 reb.)

Jada Crawshaw: 5

at Long Beach State (2023-25)

at UC Irvine Jan. 30, 2025 (13 pts, 11 reb.)

vs. CSUN Jan. 23, 2025 (20 pts, 12 reb.)

vs. Cal State Fullerton Dec. 5, 2024 (13 pts, 12 reb.)

vs. CSU Bakersfield Feb. 1, 2024 (15 pts, 12 reb.)

vs. USC Dec. 21, 2023 (12 pts, 10 reb.)

La'Nya Foster: 4

at Austin Peay (2023-25)

vs. West Georgia Feb. 27, 2025 (14 pts, 10 reb.)

vs. Queens (N.C.) Feb. 20, 2025 (19 pts, 11 reb.)

vs. Tennessee Southern Dec. 28, 2024 (16 pts, 11 reb.)

vs. Lipscomb Jan. 20, 2024 (11 pts, 10 reb.)

Inés Noguero: 2

at Clemson Feb. 15, 2024 (11 pts, 10 reb.)

vs. Mercer Dec. 5, 2023 (10 pts, 12 reb.)

D'Asia Thomas-Harris: 1

at Texas A&M Dec. 3, 2025 (12 pts, 10 reb.)

at Rice Nov. 16, 2023 (12 pts, 13 reb.)

Savannah Samuel: 1

vs. Florida Nov. 29, 2025 (14 pts, 10 reb.)

Brianna Turnage: 1

at Florida State (2022-25)

vs. Presbyterian Dec. 15, 2022 (14 pts, 10 reb.)

20-Point Games

Catherine Alben: 18

at Charleston Southern (2022-25)

at UNC Asheville Feb. 15, 2025 (23)

vs. Presbyterian Feb. 12, 2025 (25)

vs. Gardner-Webb Feb. 8, 2025 (20)

at Winthrop Feb. 5, 2025 (26)

at Radford Jan. 18, 2025 (29)

vs. Winthrop Jan. 15, 2025 (20)

vs. Longwood Jan. 4, 2025 (23)

vs. North Dakota State Nov. 29, 2024 (21)

at Mercer Nov. 22, 2024 (22)

at Gardner-Webb Feb. 14, 2024 (26)

vs. Radford Jan. 31, 2024 (21)

vs. Gardner-Webb Jan. 10, 2024 (23)

at Presbyterian Jan. 3, 2024 (24)

at ETSU Dec. 6, 2023 (25)

at Coastal Carolina Nov. 22, 2023 (23)

vs. Furman Nov. 14, 2023 (21)

vs. Presbyterian Jan. 7, 2023 (25)

vs. Georgia College Nov. 7, 2022 (22)

Jada Crawshaw: 2

at Long Beach State (2023-25)

vs. CSUN Jan. 23, 2025 (20)

at Cal State Fullerton Jan. 18, 2025 (20)

La'Nya Foster: 4

at Austin Peay (2023-25)

vs. North Alabama Jan. 23, 2025 (22)

at High Point Dec. 21, 2024 (24)

vs. Kennesaw State March 8, 2024 (24)

at Bellarmine March 2, 2024 (24)

RECORD WHEN...

At home	3-2
On road	0-2
Neutral	0-2
Against ranked teams	0-0
In games decided by 3 pts or less	0-1
In games decided by 4-5 pts	0-1
In games decided by 6-10 pts	1-3
In games decided by 11-20 pts	0-0
In games decided by 21+ pts	2-1
Leading at half	3-3
Tied at half	0-0
Trailing at half	0-3
Leading with 10:00 remaining	3-2
Trailing with 10:00 remaining	0-4
Leading with 5:00 remaining	3-2
Trailing with 5:00 remaining	0-4
GT shoots 40% or better	3-2
GT shoots less than 40%	0-4
GT shoots same/better than opp	3-2
Opp. shoots 40% or better	0-3
Opp. shoots less than 40%	3-3
GT out-rebounds opp	3-4
Opp. out-rebounds GT	0-2
Teams tied in rebounding	0-0
GT shoots 70% or better on FT's	1-3
GT has more/same FT attempts	3-3
Opp. has more FT attempts	0-3
GT shoots 30% or better on 3pt	2-3
GT shoots less than 30% on 3pt	1-3
Opp. shoots 30% or better on 3pt	0-4
Opp. shoots less than 30% on 3pt	3-1
GT has more/same TO than opp	1-4
GT scores 90+ pts	0-0
GT scores 80-89 pts	2-0
GT scores 70-79 pts	0-1
GT scores 60-69 pts	1-3
GT scores 50-59 pts	0-2
GT scores less than 50 pts	0-0
Opp. scores 90+ pts	0-0
Opp. scores 80-89 pts	0-1
Opp. scores 70-79 pts	0-2
Opp. scores 60-69 pts	1-3
Opp. scores 50-59 pts	0-0
Opp. scores less than 50 pts	2-0
On Mondays	0-0
On Tuesdays	0-0
On Wednesdays	1-1
On Thursdays	2-0
On Fridays	0-1
On Saturdays	0-1
On Sundays	0-3
In November	3-5
In December	0-1
In January	0-0
In February	0-0
In March	0-0
In Overtime	0-0
In Specialty Uniforms	0-0
In Gold Uniforms	0-1
In Navy Uniforms	0-2
In White Uniforms	3-3

THE LAST TIME...

The Last Time (Team)

Tech scored 100 points in a game:	100 vs. Pittsburgh, December 29, 2024
Tech scored 100 points in an ACC game:	100 vs. Pittsburgh, December 29, 2024
A Tech opponent scored 100 points:	105 vs. Virginia Tech, Jan. 9, 2025 (2 OT)
Tech scored 60-69 points in a half:	60 vs. Morgan State, Nov. 16, 2014
Tech scored 70+ points in a half:	70 vs. Presbyterian (2nd half), Dec. 2, 1985
Tech won an overtime game:	at Miami (71-66), March 3, 2024
Tech lost an overtime game:	vs. Virginia Tech, Jan. 9, 2025 (2 OT)
Tech played a double overtime game:	vs. Virginia Tech, Jan. 9, 2025 (2 OT)
Tech played a triple overtime game:	vs. Michigan (89-79), April 1, 2017
Tech shot 70 percent for a half:	71.0 (22-31) vs. Radford, Nov. 6, 2025
Tech shot 80 percent for a half:	82.4 (14-17) at Clemson, Jan. 30, 2022
Tech shot 60 percent from the field in a game:	61.7 (37-60) vs. Florida A&M, Dec. 1, 2024
Tech shot 90 percent from the free throw line in a game (min. 10 att.):	90.0 (10-11), vs. NC State, March 7, 2025
Tech shot 100 percent from the free throw line in a game (min. 10 att.):	1.000 (11-11), at Clemson, Feb. 15, 2024
Tech shot less than 40 percent from the field in a game:	39.3 (24-61) at Texas A&M, Dec. 3, 2025
Tech shot less than 30 percent from the field in a half:	29.4 (10-34) vs. Florida, Nov. 29, 2025
Tech shot less than 50 percent from the free throw line in a game:	42.9 (9-21) vs. USC Upstate, Dec. 20, 2023
Opponent shot less than 50 percent from the free throw line in a game:	43.8 (7-16) vs. West Georgia, Nov. 19, 2025
Tech did not make a 3-point field goal:	vs. Florida, Nov. 29, 2025
Tech held an opponent under 30 percent shooting:	23.4 (15-64) vs. Charleston Southern, Nov. 13, 2025
An opponent shot 60 percent:	61.4 (35-57) at Stanford, March 2, 2025
Tech attempted 50 free throws:	51 (made 34) vs. Alabama State, Nov. 24, 2015
Tech made 40 free throws:	Never
Tech defeated a top-10 opponent:	No. 3/2 vs. UConn, 57-44, Dec. 9, 2021
Tech defeated a top-25 opponent:	No. 23 Nebraska, 72-61, Dec. 21, 2024
Tech defeated a top-25 opponent on the road:	No. 14 North Carolina, 82-76, Dec. 15, 2024

The Last Time (Player)

A player scored 40+ points:	Niesha Butler (40) vs. Florida State, Jan. 2, 1999
A player scored 35-39 points:	Kara Dunn (39) vs. Georgia State, Dec. 10, 2023
A player scored 30-34 points:	Tonie Morgan (31) at Stanford, March 2, 2025
Two players scored 20+/same game:	Kara Dunn (21) & Tonie Morgan (21) vs. NC State, March 7, 2025
Three players scored 20+/same game:	Alex Montgomery (26), Janie Mitchell (20) and Iasia Hemingway (20) vs. Maryland, Jan. 20, 2008
Four players scored 20+/same game:	Never
A player had back-to-back 30+ point games:	Carla Munnion (34) vs. Manhattan, Jan. 23, 1995, and (35) vs. Chattanooga, Dec. 13, 1995
A player had 20+ rebounds:	Lorela Cubaj (20) at Purdue, Dec. 1, 2021
A player had 15-19 rebounds:	Tonie Morgan (15) vs. Syracuse, Jan. 19, 2023
Two players had a double-double	K. Blackshear (10 pts, 10 rebs) and T. Morgan (11 pts, 11 assists) at Virginia, Jan. 23, 2025
Two players had double-figure rebounds in the same game:	Dunn (12 rebs) and Blackshear (10 rebs) vs. Oregon, Nov. 25, 2024
Three players had double-figure rebounds in the same game:	Roddreka Rogers (12), Katarina Vuckovic (12) and Zaire O'Neil (11), NC State, Feb. 12, 2015
One player had a double-double (Pts and Ast):	Tonie Morgan (11 pts, 11 asst) at Virginia, Jan. 23, 2025
One player had a double-double (Pts and Steals):	Dawnn Maye (23 pts, 10 steals) vs. Marquette, Nov. 18, 2012
A player had a double-double in consecutive games:	Tonie Morgan - vs. Clemson, Jan. 19, 2024 (14 assts, 12 pts, 12 rebs) at Virginia, Jan. 23, 2025 (11 assts, 11 pts)
A player had a triple-double (Pts, Reb, Asst):	Tonie Morgan (14 asst, 12 reb, 12 pts) vs. Clemson, Jan. 19, 2025
A player had 20 points and 20 rebounds in the same game:	Kisha Ford (21 pts, 21 reb) vs. Mercer, Nov. 25, 1996
A player had 10-14 assists in a game:	Tonie Morgan (11) at Virginia, Jan. 23, 2025
A player had 15+ assists in a game:	Nina Bärlin (17) vs. Virginia, Jan. 10, 2002
A player had 10+ assists in three consecutive games:	Nina Bärlin (11) vs. E. Washington, Nov. 24, 2001, (14) vs. Arkansas St., Dec. 1, 2001, (11) vs. Southern, Dec. 2, 2001, (13) vs. Florida State, Dec. 5, 2001
A player topped the team in scoring, rebounds, and assists for a game:	Tonie Morgan, 21 pts, 11 reb, 5 ast vs. NC State, March 7, 2025
A player played every minute of a game:	Kara Dunn vs. NC State, March 7, 2025
A player had five blocked shots in a game:	Lorela Cubaj (5) at Clemson, Jan. 7, 2021
A player had five blocked shots in back-to-back games:	Zaire O'Neil (5) vs. Syracuse, Feb. 8, 2015 (6) vs. NC State, Feb. 12, 2015
A player had 10+ steals in a game:	Dawnn Maye (10) vs. Marquette, Nov. 18, 2012

STARTING LINEUPS

Game		C/F	F/G	G/F	G	G
N6	RADFORD	Termis	Turnage	Moon	Noguero	Walker
N9	PRINCETON	Termis	Turnage	Moon	Noguero	Walker
N13	CHARLESTON SO.	Termis	Turnage	Moon	Noguero	Walker
N16	JACKSONVILLE	Termis	Turnage	Moon	Noguero	Walker
N19	WEST GEORGIA	Termis	Turnage	Moon	Noguero	Walker
N23	at Georgia	Termis	Turnage	Moon	Samuel	Walker
N28	vs. St. John's	Termis	Turnage	Moon	Samuel	Walker
N29	vs. Florida	Termis	Turnage	Moon	Samuel	Walker
D3	at Texas A&M	Termis	Turnage	Moon	Samuel	Walker
D8	NORFOLK STATE					
D11	at West Virginia					
D14	at Wake Forest					
D18	at NC State					
D28	WOFFORD					
J1	NOTRE DAME					
J4	at SMU					
J8	VIRGINIA					
J11	CLEMSON					
J18	at Duke					
J22	NORTH CAROLINA					
J25	at Florida State					
J29	at Syracuse					
F1	BOSTON COLLEGE					
F5	CALIFORNIA					
F8	STANFORD					
F12	at Clemson					
F19	at Pittsburgh					
F22	at Virginia Tech					
F26	LOUISVILLE					
M1	MIAMI					

SPECIALTY STATS (GT/Opp)

Game		Paint	Off T0	2ndCh	FBreak	Bench
N6	RADFORD	40/10	18/2	18/1	14/0	41/24
N9	PRINCETON	28/34	10/27	7/10	8/7	28/6
N13	CHARLESTON SO.	46/10	24/2	13/2	13/2	56/10
N16	JACKSONVILLE	42/26	11/20	16/8	0/11	26/13
N19	WEST GEORGIA	42/36	15/18	8/16	14/6	39/3
N23	at Georgia	22/38	9/23	8/11	16/11	31/8
N28	vs. St. John's	34/24	23/7	7/7	16/8	35/16
N29	vs. Florida	34/28	12/13	20/4	6/2	12/4
D3	at Texas A&M	26/26	15/11	5/9	13/13	25/10
D8	NORFOLK STATE					
D11	at West Virginia					
D14	at Wake Forest					
D18	at NC State					
D28	WOFFORD					
J1	NOTRE DAME					
J4	at SMU					
J8	VIRGINIA					
J11	CLEMSON					
J18	at Duke					
J22	NORTH CAROLINA					
J25	at Florida State					
J29	at Syracuse					
F1	BOSTON COLLEGE					
F5	CALIFORNIA					
F8	STANFORD					
F12	at Clemson					
F19	at Pittsburgh					
F22	at Virginia Tech					
F26	LOUISVILLE					
M1	MIAMI					

POINTS-REBOUNDS-ASSISTS

Opponent	Date	Score	W/L	00 TURNAGE	01 TAYLOR	03 MOON	04 URDIAIN	05 ALBEN	12 CRAWSHAW	13 MUKEBA	20 TERMIS
RADFORD	11/6/25	82-36	W	2-11-2	--	6-1-6	--	14-2-4	9-3-0	--	8-7-3
PRINCETON	11/9/25	61-67	L	5-10-1	--	4-2-2	--	15-3-0	4-1-2	--	2-7-5
CHARLESTON SO.	11/13/25	87-40	W	3-13-6	--	2-1-1	--	17-6-3	10-8-1	--	2-1-3
JACKSONVILLE	11/16/25	64-69	L	10-9-2	--	1-5-3	--	4-3-2	6-1-0	--	6-2-4
WEST GEORGIA	11/19/25	68-60	W	5-11-5	--	0-1-3	--	6-5-4	11-8-1	--	0-2-1
at Georgia	11/23/25	59-87	L	4-0-9	--	5-1-3	--	12-0-2	10-6-0	--	3-3-0
vs. St. John's	11/28/25	75-77	L	5-4-1	--	0-2-4	--	18-6-2	--	--	6-2-0
vs. Florida	11/29/25	56-65	L	9-8-1	--	6-5-2	--	10-2-1	--	--	4-6-3
at Texas A&M	12/3/25	63-72	L	4-8-1	--	1-5-3	--	8-2-5	--	--	5-1-3
NORFOLK STATE	12/8/25										
at West Virginia	12/11/25										
at Wake Forest	12/14/25										
at NC State	12/18/25										
WOFFORD	12/28/25										
NOTRE DAME	1/1/26										
at SMU	1/4/26										
VIRGINIA	1/8/26										
CLEMSON	1/11/26										
at Duke	1/18/26										
NORTH CAROLINA	1/22/26										
at Florida State	1/25/26										
at Syracuse	1/29/26										
BOSTON COLLEGE	2/1/26										
CALIFORNIA	2/5/26										
STANFORD	2/8/26										
at Clemson	2/12/26										
at Pittsburgh	2/19/26										
at Virginia Tech	2/22/26										
LOUISVILLE	2/26/26										
MIAMI	3/1/26										
Opponent	Date	Score	W/L	21 WALKER	22 NOGUERO	23 FOSTER	32 T-HARRIS	33 SAMUEL			
RADFORD	11/6/25	82-36	W	16-7-2	9-5-3	2-0-1	10-9-1	6-2-2			
PRINCETON	11/9/25	61-67	L	9-3-2	13-7-2	--	5-5-0	4-0-0			
CHARLESTON SO.	11/13/25	87-40	W	19-5-3	5-0-1	10-4-3	6-10-2	13-2-1			
JACKSONVILLE	11/16/25	64-69	L	15-5-1	6-10-2	0-1-0	8-7-0	8-3-0			
WEST GEORGIA	11/19/25	68-60	W	9-4-2	--	11-1-3	11-7-0	15-2-2			
at Georgia	11/23/25	59-87	L	4-3-1	--	6-5-0	3-4-0	12-3-1			
vs. St. John's	11/28/25	75-77	L	18-4-2	--	6-5-2	11-2-0	7-1-1			
vs. Florida	11/29/25	56-65	L	11-7-1	--	2-0-1	0-3-0	14-10-0			
at Texas A&M	12/3/25	63-72	L	17-7-0	--	5-1-1	12-10-0	11-3-2			
NORFOLK STATE	12/8/25										
at West Virginia	12/11/25										
at Wake Forest	12/14/25										
at NC State	12/18/25										
WOFFORD	12/28/25										
NOTRE DAME	1/1/26										
at SMU	1/4/26										
VIRGINIA	1/8/26										
CLEMSON	1/11/26										
at Duke	1/18/26										
NORTH CAROLINA	1/22/26										
at Florida State	1/25/26										
at Syracuse	1/29/26										
BOSTON COLLEGE	2/1/26										
CALIFORNIA	2/5/26										
STANFORD	2/8/26										
at Clemson	2/12/26										
at Pittsburgh	2/19/26										
at Virginia Tech	2/22/26										
LOUISVILLE	2/26/26										
MIAMI	3/1/26										

REBOUNDING GAME (GT/Opp)

Date	Opponent	Dec.	Result	Total	Margin	Offensive	Defensive	High Rebounder
N6	RADFORD	W	82-36	51	+28	13	38	Turnage - 11
N9	PRINCETON	L	61-67	39	+5	8	31	Turnage - 10
N13	CHARLESTON SO.	W	87-40	52	+18	11	41	Turnage - 13
N16	JACKSONVILLE	L	64-69	52	+13	20	32	Noguero - 10
N19	WEST GEORGIA	W	68-60	42	+2	15	27	Turnage - 11
N23	at Georgia	L	59-87	37	+3	9	28	Turnage - 9
N28	vs. St. John's	L	75-77	27	-8	8	19	Alben - 6
N29	vs. Florida	L	56-65	46	+9	22	24	Samuel - 10
D3	at Texas A&M	L	63-72	40	-5	9	31	Thomas-Harris - 10
D8	NORFOLK STATE							
D11	at West Virginia							
D14	at Wake Forest							
D18	at NC State							
D28	WOFFORD							
J1	NOTRE DAME							
J4	at SMU							
J8	VIRGINIA							
J11	CLEMSON							
J18	at Duke							
J22	NORTH CAROLINA							
J25	at Florida State							
J29	at Syracuse							
F1	BOSTON COLLEGE							
F5	CALIFORNIA							
F8	STANFORD							
F12	at Clemson							
F19	at Pittsburgh							
F22	at Virginia Tech							
F26	LOUISVILLE							
M1	MIAMI							

TEAM MISC. STATS

Most First Half Points

Georgia Tech 44 - vs. West Georgia (Nov. 19)
Opponents 38 - St. John's (Nov. 28)

Fewest First Half Points

Georgia Tech 20 - at Georgia (Nov. 23)
Opponents 10 - Radford (Nov. 6)

Largest Halftime Lead

Georgia Tech 28 - vs. Charleston Southern (Nov. 13)
Opponents 13 - Georgia (Nov. 23)

Most Second Half Points

Georgia Tech 58 - vs. Radford (Nov. 6)
Opponents 53 - Georgia (Nov. 23)

Fewest Second Half Points

Georgia Tech 24 - vs. West Georgia (Nov. 19)
Opponents 26 - Radford (Nov. 6)

Largest Margin of Victory

Georgia Tech 47 - vs. Charleston Southern (Nov. 13)
Opponents 28 - Georgia (Nov. 23)

Most Turnovers

Georgia Tech 26 - vs. Princeton (Nov. 9)
Opponents 22 - St. John's (Nov. 28)

Fewest Turnovers

Georgia Tech 7 - vs. Charleston Southern (Nov. 13)
Opponents 11 - Texas A&M (Dec. 3)

Most Steals

Georgia Tech 16 - vs. St. John's (Nov. 28)
Opponents 15 (2x), last: Jacksonville (Nov. 16)

Fewest Steals

Georgia Tech 4 - at Texas A&M (Dec. 3)
Opponents 2 - St. John's (Nov. 28)

Most Blocks

Georgia Tech 9 - vs. West Georgia (Nov. 19)
Opponents 9 - Florida (Nov. 29)

Fewest Blocks

Georgia Tech 1 - vs. St. John's (Nov. 28)
Opponents 0 - West Georgia (Nov. 19)

Most Assists

Georgia Tech 24 - (2x), last: vs. Charleston Southern (Nov. 13)
Opponents 23 - St. John's (Nov. 28)

REBOUNDING BREAKDOWN (GT/Opp)

Date	Opponent	Q1	Q2	H1	Q3	Q4	H2	Game
N6	RADFORD	13/10 (+3)	12/ 7 (+5)	25/17 (+8)	13/ 1 (+12)	13/ 5 (+8)	26/ 6 (+20)	51/ 23 (+28)
N9	PRINCETON	12/ 6 (+6)	11/ 7 (+4)	23/ 13 (+10)	10/12 (-2)	6/9 (-3)	16/21 (-5)	39/34 (+5)
N13	CHARLESTON SO.	11/8 (+3)	15/13 (+2)	26/21 (+5)	14/7 (+7)	12/6 (+6)	26/13 (+13)	52/34 (+18)
N16	JACKSONVILLE	13/10 (+3)	12/9 (+3)	25/19 (+6)	13/8 (+5)	14/12 (+2)	27/20 (+7)	52/39 (+13)
N19	WEST GEORGIA	9/7 (+2)	11/8 (+3)	20/15 (+5)	13/12 (+1)	9/13 (-4)	22/25 (-3)	42/40 (+2)
N23	at Georgia	12/12 (0)	9/9 (0)	21/21 (0)	8/5 (+3)	8/8 (0)	16/13 (+3)	37/34 (+3)
N28	vs. St. John's	2/11 (-9)	9/9 (0)	11/20 (-9)	10/6 (+4)	6/9 (-3)	16/15 (+1)	27/35 (-8)
N29	vs. Florida	16/9 (+7)	10/9 (+1)	26/18 (+8)	12/10 (+2)	8/9 (-1)	20/19 (+1)	46/37 (+9)
D3	at Texas A&M	10/9 (+1)	7/9 (-2)	17/18 (-1)	11/13 (-2)	12/14 (-2)	23/27 (-4)	40/45 (-5)
D8	NORFOLK STATE							
D11	at West Virginia							
D14	at Wake Forest							
D18	at NC State							
D28	WOFFORD							
J1	NOTRE DAME							
J4	at SMU							
J8	VIRGINIA							
J11	CLEMSON							
J18	at Duke							
J22	NORTH CAROLINA							
J25	at Florida State							
J29	at Syracuse							
F1	BOSTON COLLEGE							
F5	CALIFORNIA							
F8	STANFORD							
F12	at Clemson							
F19	at Pittsburgh							
F22	at Virginia Tech							
F26	LOUISVILLE							
M1	MIAMI							

Bold - Season-Best for Georgia Tech in respective half/quarter/game

2025-26 RESULTS**RECORD:** 3-6 Overall (Home: 3-2; Away: 0-2; Neutral: 0-2; ACC: 0-0)

Date	Opponent	Dec.	Result	Margin	Rec.	High Scorer	High Rebounder	High Assists	Attendance
N6	RADFORD	W	82-36	+46	1-0	Walker (16)	Turnage (11)	Moon (6)	5,467
N9	PRINCETON	L	61-67	-6	1-1	Alben (15)	Turnage (10)	Termis (5)	1,809
N13	CHARLESTON SO.	W	87-40	+47	2-1	Walker (19)	Turnage (13)	Turnage (6)	1,439
N16	JACKSONVILLE	L	64-69	-5	2-2	Walker (15)	Noguero (10)	Termis (4)	1,577
N19	WEST GEORGIA	W	68-60	+8	3-2	Samuel (15)	Turnage (11)	Turnage (5)	1,628
N23	at Georgia	L	59-87	-28	3-3	Samuel/Alben (12)	Turnage (9)	Moon (3)	3,746
N28	vs. St. John's	L	75-77	-2	3-4	Alben/Walker (18)	Alben (6)	Moon (7)	450
N29	vs. Florida	L	56-65	-9	3-5	Samuel (14)	Samuel (10)	Termis (3)	--
D3	at Texas A&M	L	63-72	-9	3-6	Walker (17)	Thomas-Harris (10)	Alben (5)	3,626
D8	NORFOLK STATE								
D11	at West Virginia								
D14	at Wake Forest								
D18	at NC State								
D28	WOFFORD								
J1	NOTRE DAME								
J4	at SMU								
J8	VIRGINIA								
J11	CLEMSON								
J18	at Duke								
J22	NORTH CAROLINA								
J25	at Florida State								
J29	at Syracuse								
F1	BOSTON COLLEGE								
F5	CALIFORNIA								
F8	STANFORD								
F12	at Clemson								
F19	at Pittsburgh								
F22	at Virginia Tech								
F26	LOUISVILLE								
M1	MIAMI								

2025-26 GEORGIA TECH STATISTICS



2025-26 Georgia Tech Women's Basketball Combined Team Statistics All games

Page 1/1
as of Dec 04, 2025

Game Records

Record	Overall	Home	Away	Neutral
ALL GAMES	3-6	3-2	0-2	0-2
CONFERENCE	0-0	0-0	0-0	0-0
NON-CONFERENCE	3-6	3-2	0-2	0-2

Score by Periods

Team	1st	2nd	3rd	4th	OT	TOT
Georgia Tech	156	128	168	163	0	615
Opponents	112	117	174	170	0	573

Team Box Score

No. Player					Total		3-Point		F-Throw		Rebounds													
		GP-GS	MIN	AVG	FG-FGA	FG%	3FG-3FGA	3FG%	FT-FTA	FT%	OFF	DEF	TOT	AVG	PF	DQ	A	TO	BLK	STL	PTS	AVG		
21	WALKER, Talayah	9-9	242:09	26.9	42-94	.447	5-9	.556	29-44	.659	19	26	45	5.0	25	1	14	20	1	14	118	13.1		
5	ALBEN, Catherine	9-0	210:15	23.4	39-90	.433	7-23	.304	19-26	.731	6	23	29	3.2	21	1	23	25	3	6	104	11.6		
33	SAMUEL, Savannah	9-5	237:08	26.3	30-64	.469	7-22	.318	23-29	.793	9	17	26	2.9	17	0	9	17	1	6	90	10.0		
12	CRAWSHAW, Jada	6-0	104:48	17.5	20-34	.588	1-3	.333	9-18	.500	7	20	27	4.5	13	0	4	9	4	7	50	8.3		
22	NOGUERO, Ines	4-4	96:16	24.1	14-25	.560	3-5	.600	2-2	1.000	2	20	22	5.5	8	0	8	7	4	2	33	8.3		
32	THOMAS-HARRIS, D'Asia	9-0	169:54	18.9	20-68	.294	6-20	.300	20-27	.741	16	41	57	6.3	18	1	3	11	6	9	66	7.3		
23	FOSTER, La'Nya	8-0	131:30	16.4	17-50	.340	4-16	.250	4-4	1.000	5	12	17	2.1	16	0	11	13	1	5	42	5.3		
0	TURNAGE, Brianna	9-9	219:26	24.4	20-41	.488	0-1	.000	7-22	.318	27	56	83	9.2	14	0	19	23	10	13	47	5.2		
20	TERMIS, Ariadna	9-9	194:17	21.6	14-45	.311	4-23	.174	4-4	1.000	5	26	31	3.4	9	0	22	12	9	5	36	4.0		
3	MOON, Erica	9-9	194:19	21.6	11-31	.355	1-11	.091	6-12	.500	3	20	23	2.6	13	0	30	15	2	6	29	3.2		
Team											16	10	26					6						
Total		9	1800		227-542	.419	38-133	.286	123-188	.654	115	271	386	42.9	154	3	143	158	41	73	615	68.3		
Opponents		9	1800		201-552	.364	57-202	.282	114-174	.655	99	222	321	35.7	144	1	131	142	32	84	573	63.7		

Team Statistics

	GATECH	OPP
Scoring	615	573
Points per game	68.3	63.7
Scoring margin	+4.7	-
Field goals-att	227-542	201-552
Field goal pct	.419	.364
3 point fg-att	38-133	57-202
3-point FG pct	.286	.282
3-pt FG made per game	4.2	6.3
Free throws-att	123-188	114-174
Free throw pct	.654	.655
F-Throws made per game	13.7	12.7
Rebounds	386	321
Rebounds per game	42.9	35.7
Rebounding margin	+7.2	-
Assists	143	131
Assists per game	15.9	14.6
Turnovers	158	142
Turnovers per game	17.6	15.8
Turnover margin	-1.8	-
Assist/turnover ratio	0.9	0.9
Steals	73	84
Steals per game	8.1	9.3
Blocks	41	32
Blocks per game	4.6	3.6
Winning streak	0	-
Home win streak	1	-
Attendance	11920	7372
Home games-Avg/Game	5-2384	2-3686
Neutral site-Avg/Game	-	2-225

Team Results

Date	Opponent		Score	Att.
11/06/2025	Radford	W	82-36	5467
11/09/2025	Princeton	L	61-67	1809
11/13/2025	Charleston So.	W	87-40	1439
11/16/2025	Jacksonville	L	64-69	1577
11/19/2025	West Ga.	W	68-60	1628
11/23/2025	at Georgia	L	59-87	3746
11/28/2025	vs St. John's (NY)	L	75-77	450
11/29/2025	vs Florida	L	56-65	0
12/03/2025	at Texas A&M	L	63-72	3626



HEAD COACH KAREN BLAIR

First Season • SMU '99

Karen Blair was named the seventh head coach in Georgia Tech women's basketball history on April 6, 2025. A coaching veteran and one of the nation's top recruiters, Blair brings over 25 years of coaching experience to The Flats. Blair most recently spent the last seven seasons at Maryland, serving as associate head coach the final five, helping the Terrapins to three Big Ten titles and NCAA Tournament berths every season the tournament was held. During her tenure, the Terps advanced to four Sweet 16s and made an Elite Eight appearance in 2023. Prior to her seven successful seasons at Maryland, Blair held coaching stops at VCU, North Texas, Texas-Arlington, Colgate, and her alma mater, SMU.

One of the most decorated players in SMU women's basketball history, Blair was a three-year starting point guard and helped the Mustangs to NCAA Tournament berths. She graduated cum laude with a bachelor's degree in business administration from SMU in 1999.

THE BLAIR FILE

Hometown Richland, Michigan
Education SMU, 1999 (Business Administration)

PLAYING EXPERIENCE

1995-99 SMU (Point Guard)

COACHING EXPERIENCE

1999-2009 Assistant Coach, SMU
 2009-11 Assistant Coach/Recruiting Coordinator, Colgate
 2011-13 Assistant Coach, UT Arlington
 2013-15 Assistant Coach, North Texas
 2015-18 Associate Head Coach, VCU
 2018-20 Assistant Coach/Recruiting Coordinator, Maryland
 2020-25 Associate Head Coach, Maryland
 2025-Present Head Coach, Georgia Tech

COLLEGE COACHING RECORD

SEASON	SCHOOL	RECORD	CONF FINISH	POSTSEASON
1999-2000	SMU	22-9	1st WAC	NCAA Midwest - 2nd Rd
2000-01	SMU	17-12	3rd WAC	
2001-02	SMU	12-18	7th WAC	
2002-03	SMU	16-15	7th WAC	
2003-04	SMU	13-15	5th WAC	
2004-05	SMU	19-11	5th WAC	WNIT First Round
2005-06	SMU	16-14	3rd CUSA	
2006-07	SMU	18-12	6th CUSA	
2007-08	SMU	24-9	2nd CUSA	NCAA First Round
2008-09	SMU	20-12	1st CUSA	WNIT First Round
2009-10	Colgate	10-19	5th Patriot	
2010-11	Colgate	7-22	8th Patriot	
2011-12	UT Arlington	7-21	6th SLC West	
2012-13	UT Arlington	7-23	10th WAC	
2013-14	North Texas	12-18	7th CUSA	
2014-15	North Texas	5-24	13th CUSA	
2015-16	VCU	23-10	5th A-10	WNIT First Round
2016-17	VCU	16-15	7th A-10	
2017-18	VCU	7-22	11th A-10	
2018-19	Maryland	29-5	1st Big Ten	NCAA Second Round
2019-20	Maryland	28-4	1st Big Ten	No NCAA Tourney
2020-21	Maryland	26-3	1st Big Ten	NCAA Sweet 16
2021-22	Maryland	23-9	T-3rd Big Ten	NCAA Sweet 16
2022-23	Maryland	28-7	T-2nd Big Ten	NCAA Elite Eight
2023-24	Maryland	19-14	T-6th Big Ten	NCAA First Round
2024-25	Maryland	25-8	T-3rd Big Ten	NCAA Sweet 16
2025-26	Georgia Tech	3-6		

Bold = Head Coach

HEAD COACH (ONE SEASON)	3-6 (.333)
ASSISTANT COACH (26 SEASONS)	449-351 (.561)
27 OVERALL SEASONS	451-356 (.559)
SMU (10 Seasons)	177-127 (.582)
Colgate (Two Seasons)	17-41 (.293)
UT Arlington (Two Seasons)	14-44 (.241)
North Texas (Two Seasons)	17-42 (.288)
VCU (Three Seasons)	46-47 (.495)
Maryland (Seven Seasons)	178-50 (.781)
Georgia Tech (One Season)	3-6 (.333)



#0 BRIANNA TURNAGE

Senior • 6-1 • Guard • Atlanta, Ga. • Florida State/Westlake HS • Major: History, Technology & Society

THE TURNAGE FILE

THIS SEASON:

- Leads team in blocks (10) and rebounds (83)
- Tied career-high for steals (3) in back-to-back games
- Set career-high in rebounds (13) and assists (6) vs. Charleston Southern
- Finished a rebound shy of a double-double vs. JU (10 pts, 9 reb)
- Career-high four blocks vs. West Georgia (Nov. 19)
- 49th in the country in rebounds per game (9.4)

LAST FIVE GAMES:

- 27 points (5.4 per game)
- 40 rebounds (8.0 per game)
- 11-for-21 FG (52.4%)
- 8 assists
- 8 blocks
- 7 steals

KEY SEASON AVERAGES

Points Rebounds Assists
5.2 9.2 2.1

CAREER & SEASON HIGHS

Points

Season: 10 vs. Jacksonville (Nov. 16, 2025)
Career: 14 vs. Presbyterian (Dec. 15, 2022)*

Field Goals

Season: 5 vs. Jacksonville (Nov. 16, 2025)
Career: 5 vs. Jacksonville (Nov. 16, 2025)

Field Goals Attempted

Season: 9 vs. Jacksonville (Nov. 16, 2025)
Career: 9 (2x), last: vs. JU (Nov. 16, 2025)

3- Point Field Goals

Season: N/A
Career: 3 (3x), last: vs. Drexel (Dec. 15, 2024)*

3- Point Field Goals Attempted

Season: N/A
Career: 8 vs. North Carolina (Jan. 11, 2024)*

Free Throws

Season: 2 at Georgia (Nov. 23, 2025)
Career: 4 vs. Presbyterian (Dec. 15, 2022)*

Free Throws Attempted

Season: 6 at Georgia (Nov. 23, 2025)
Career: 6 (2x), last: at Georgia (Nov. 23, 2025)

Rebounds

Season: 13 vs. Charleston So. (Nov. 13, 2025)
Career: 13 vs. Charleston So. (Nov. 13, 2025)

Assists

Season: 6 vs. Charleston So. (Nov. 13, 2025)
Career: 6 (2x), last: vs. CSU (Nov. 13, 2025)

Steals

Season: 3 (2x), last: vs. Florida (Nov. 29, 2025)
Career: 3 (2x), last: vs. Florida (Nov. 29, 2025)

Blocks

Season: 4 vs. West Georgia (Nov. 19, 2025)
Career: 4 vs. West Georgia (Nov. 19, 2025)

Turnovers

Season: 4 (3x), last: vs. Florida (Nov. 29, 2025)
Career: 5 vs. Notre Dame (Feb. 11, 2024)*

Minutes

Season: 29 vs. Princeton (Nov. 9, 2025)
Career: 34 at Kent State (Nov. 10, 2022)*

Miscellaneous

	Career	25-26
Double-Doubles:	1	-
Double Figure Points:	4	1
Double Figure Rebounds:	8	4
20+ Points:	-	-

*Set at Florida State

2025-26 GAME-BY-GAME

#0 TURNAGE, Brianna

Opponent	Date	GS	MIN	Total		3-Pointers		Free throws		Rebounds				PF	A	TO	BLK	STL	PTS	AVG
				FG-FGA	PCT	3FG-3FGA	PCT	FT-FTA	PCT	OFF	DEF	TOT	AVG							
Radford	11/06/2025	*	27:09	1-3	.333	0-0	.000	0-0	.000	2	9	11	11.0	0	2	1	1	2	2	2.0
Princeton	11/09/2025	*	29:09	2-4	.500	0-0	.000	1-5	.200	2	8	10	10.5	3	1	2	0	2	5	3.5
Charleston So.	11/13/2025	*	17:33	1-4	.250	0-0	.000	1-2	.500	3	10	13	11.3	0	6	1	0	1	3	3.3
Jacksonville	11/16/2025	*	26:34	5-9	.556	0-0	.000	0-4	.000	7	2	9	10.8	4	2	3	1	1	10	5.0
West Ga.	11/19/2025	*	27:59	2-4	.500	0-0	.000	1-2	.500	3	8	11	10.8	3	5	4	4	1	5	5.0
at Georgia	11/23/2025	*	20:48	1-1	1.000	0-0	.000	2-6	.333	1	8	9	10.5	2	0	4	0	0	4	4.8
vs St. John's (NY)	11/28/2025	*	19:50	2-6	.333	0-0	.000	1-1	1.000	2	2	4	9.6	0	1	1	0	3	5	4.9
vs Florida	11/29/2025	*	22:08	4-6	.667	0-0	.000	1-2	.500	5	3	8	9.4	1	1	4	2	3	9	5.4
at Texas A&M	12/03/2025	*	28:17	2-4	.500	0-1	.000	0-0	.000	2	6	8	9.2	1	1	3	2	0	4	5.2
Totals		9	219:26	20-41	.488	0-1	.000	7-22	.318	27	56	83	9.2	14	19	23	10	13	47	5.2

Player Averages

Games Played	Minutes/ game	Points/ game	FG Pct	3FG Pct	FT Pct	Rebounds/ game	Assists/ game	Turnovers/ game	Assist/Turnover ratio	Steals/ game	Blocks/ game
9	24.4	5.2	48.8	0.0	31.8	9.2	2.1	2.6	0.8	1.4	1.1

TURNAGE CAREER STATISTICS

TURNAGE, Brianna

				Field Goals		3-Point		F-Throws		Rebounds				Scoring							
SEASON	TEAM	GP-GS	MIN/AVG	FG-FGA	FG%	3FG-3FGA	3FG%	FT-FTA	FT%	OFF	DEF	TOT	AVG	PF-FO	A	TO	BLK	STL	PTS	AVG	
2022-23	FSU	23-0	315/13.7	18-59	.305	9-38	.237	6-8	.750	13	55	68	3.0	10-0	20	9	19	8	51	2.2	
2023-24	FSU	34-19	689/20.3	25-89	.281	16-61	.262	7-15	.467	43	167	210	6.2	34-0	47	37	11	20	73	2.1	
2024-25	FSU	33-11	457/13.9	21-60	.350	9-36	.250	5-13	.385	28	85	113	3.4	26-0	35	21	12	10	56	1.7	
2025-26	GaTech	9-9	219/24.4	20-41	.488	0-1	.000	7-22	.318	27	56	83	9.2	14-0	19	23	10	13	47	5.2	
TOTAL FOR GaTech		9-9	219/24.4	20-41	.488	0-1	.000	7-22	.318	27	56	83	9.2	14-0	19	23	10	13	47	5.2	
TOTAL		99-39	1680/17.0	84-249	.337	34-136	.250	25-58	.431	111	363	474	4.8	84-0	121	90	52	51	227	2.3	



#1 McKayla Taylor

Freshman • 6-1 • Center • Atlanta, Ga. • Langston Hughes HS • Major: Business Administration

THE TAYLOR FILE

THIS SEASON: LAST FIVE GAMES:

KEY SEASON AVERAGES

Points	Rebounds	Assists
--	--	--

CAREER & SEASON HIGHS

Points
Season:
Career:
Field Goals
Season:
Career:
Field Goals Attempted
Season:
Career:
3- Point Field Goals
Season:
Career:
3- Point Field Goals Attempted
Season:
Career:
Free Throws
Season:
Career:
Free Throws Attempted
Season:
Career:
Rebounds
Season:
Career:
Assists
Season:
Career:
Steals
Season:
Career:
Blocks
Season:
Career:
Turnovers
Season:
Career:
Minutes
Season:
Career:

Miscellaneous	Career	25-26
Double-Doubles:	-	-
Double Figure Points:	--	--
Double Figure Rebounds:	-	-
20+ Points:	-	-

2025-26 GAME-BY-GAME

TAYLOR CAREER STATISTICS



#3 ERICA MOON

Fr-Sophomore • 5-6 • Guard • Atlanta, Ga. • Texas A&M/St. Francis HS • Major: Literature, Media & Communications

THE MOON FILE

THIS SEASON:

- Leads team in assists in 2025-26 (30)
- Set career-high with three made shots vs. Florida (Nov. 29)
- Set career-high with seven assists vs. St. John's (Nov. 28)
- Tied career-high in points (6) and rebounds (5) twice this season
- Set career-best minutes played vs. Florida (Nov. 29)
- Made first start at Tech on Nov. 6 vs. Radford

LAST FIVE GAMES:

- 16 points (3.2 per game)
- 14 rebounds (2.8 per game)
- 7-for-18 FG (38.9%)
- 18 assists
- 4 steals

KEY SEASON AVERAGES

Points Rebounds Assists
3.2 2.6 3.3

CAREER & SEASON HIGHS

Points

Season: 6 (2x), last: vs. Florida (Nov. 29, 2025)

Career: 6 (3x), last: vs. Florida (Nov. 29, 2025)

Field Goals

Season: 3 vs. Florida (Nov. 29, 2025)

Career: 3 vs. Florida (Nov. 29, 2025)

Field Goals Attempted

Season: 6 vs. Florida (Nov. 29, 2025)

Career: 6 vs. Florida (Nov. 29, 2025)

3- Point Field Goals

Season: 1 vs. Radford (Nov. 6, 2025)

Career: 1 (Five times)

3- Point Field Goals Attempted

Season: 2 (2x), last: vs. JU (Nov. 16, 2025)

Career: 4 vs. Missouri (Feb. 9, 2025)*

Free Throws

Season: 2 vs. Princeton (Nov. 9, 2025)

Career: 2 (Six times)

Free Throws Attempted

Season: 2 (Five times)

Career: 4 (3x), last: vs. JU (Nov. 16, 2025)

Rebounds

Season: 5 (3x), last: at Texas A&M (Dec. 3, 2025)

Career: 5 (Four times)

Assists

Season: 7 vs. St. John's (Nov. 28, 2025)

Career: 7 vs. St. John's (Nov. 28, 2025)

Steals

Season: 3 vs. St. John's (Nov. 28, 2025)

Career: 3 (Four times)

Blocks

Season: 1 (2x), last: vs. JU (Nov. 16, 2025)

Career: 1 (4x), last: vs. JU (Nov. 16, 2025)

Turnovers

Season: 4 vs. Jacksonville (Nov. 16, 2025)

Career: 5 at Vanderbilt (Feb. 27, 2025)*

Minutes

Season: 28 vs. Florida (Nov. 29, 2025)

Career: 28 vs. Florida (Nov. 29, 2025)

Miscellaneous

	Career	25-26
Double-Doubles:	-	-
Double Figure Points:	-	-
Double Figure Rebounds:	-	-
20+ Points:	-	-

*Set at Texas A&M

2025-26 GAME-BY-GAME

#3 MOON, Erica

Opponent	Date	GS	MIN	Total		3-Pointers		Free throws		Rebounds				PF	A	TO	BLK	STL	PTS	AVG	
				FG-FGA	PCT	3FG-3FGA	PCT	FT-FTA	PCT	OFF	DEF	TOT	AVG								
Radford	11/06/2025	*	24:41	2-4	.500	1-2	.500	1-2	.500	0	1	1	1.0	2	6	2	1	1	6	6.0	
Princeton	11/09/2025	*	14:27	1-4	.250	0-1	.000	2-2	1.000	0	2	2	1.5	0	2	1	0	1	4	5.0	
Charleston So.	11/13/2025	*	05:05	1-2	.500	0-1	.000	0-0	.000	0	1	1	1.3	0	1	0	0	0	2	4.0	
Jacksonville	11/16/2025	*	26:53	0-3	.000	0-2	.000	1-2	.500	1	4	5	2.3	2	3	4	1	0	1	3.3	
West Ga.	11/19/2025	*	23:16	0-4	.000	0-2	.000	0-0	.000	0	1	1	2.0	1	3	0	0	0	0	2.6	
at Georgia	11/23/2025	*	25:06	2-2	1.000	0-0	.000	1-2	.500	0	1	1	1.8	1	3	2	0	0	5	3.0	
vs St. John's (NY)	11/28/2025	*	23:20	2-4	.500	0-1	.000	0-0	.000	0	2	2	1.9	1	7	0	0	3	4	3.1	
vs Florida	11/29/2025	*	28:18	3-6	.500	0-1	.000	0-2	.000	2	3	5	2.3	2	2	5	0	1	6	3.5	
at Texas A&M	12/03/2025	*	23:13	0-2	.000	0-1	.000	1-2	.500	0	5	5	2.6	4	3	1	0	0	1	3.2	
Totals			9	194:19	11-31	.355	1-11	.091	6-12	.500	3	20	23	2.6	13	30	15	2	6	29	3.2

Player Averages

Games Played	Minutes/ game	Points/ game	FG Pct	3FG Pct	FT Pct	Rebounds/ game	Assists/ game	Turnovers/ game	Assist/Turnover ratio	Steals/ game	Blocks/ game
9	21.6	3.2	35.5	9.1	50.0	2.6	3.3	1.7	2.0	0.7	0.2

MOON CAREER STATISTICS

MOON, Erica

SEASON	TEAM	GP-GS	MIN/AVG	Field Goals FG-FGA FG%	3-Point 3FG-3FGA 3FG%	F-Throws FT-FTA FT%	Rebounds OFF DEF TOT AVG	PF-FO	A	TO	BLK	STL	PTS	AVG
2024-25	AM	29-7	477/16.5	14-60 .233	4-33 .121	12-18 .667	6 32 38 1.3	44-0	67	51	2	22	44	1.5
2025-26	GaTech	9-9	194/21.6	11-31 .355	1-11 .091	6-12 .500	3 20 23 2.6	13-0	30	15	2	6	29	3.2
TOTAL FOR GaTech		9-9	194/21.6	11-31 .355	1-11 .091	6-12 .500	3 20 23 2.6	13-0	30	15	2	6	29	3.2
TOTAL		38-16	671/17.7	25-91 .275	5-44 .114	18-30 .600	9 52 61 1.6	57-0	97	66	4	28	73	1.9



#4 LEYRE URDIAIN

Freshman • 5-11 • Guard • Zaragoza, Spain • Sansueña

THE URDIAIN FILE

THIS SEASON:

LAST FIVE GAMES:

KEY SEASON AVERAGES

Points	Rebounds	Assists
--	--	--

2025-26 GAME-BY-GAME

CAREER & SEASON HIGHS

Points		
Season:		
Career:		
Field Goals		
Season:		
Career:		
Field Goals Attempted		
Season:		
Career:		
3- Point Field Goals		
Season:		
Career:		
3- Point Field Goals Attempted		
Season:		
Career:		
Free Throws		
Season:		
Career:		
Free Throws Attempted		
Season:		
Career:		
Rebounds		
Season:		
Career:		
Assists		
Season:		
Career:		
Steals		
Season:		
Career:		
Blocks		
Season:		
Career:		
Turnovers		
Season:		
Career:		
Minutes		
Season:		
Career:		
Miscellaneous		
	Career	25-26
Double-Doubles:	-	-
Double Figure Points:	--	--
Double Figure Rebounds:	-	-
20+ Points:	-	-

URDIAIN CAREER STATISTICS



#5 CATHERINE ALBEN

Senior • 5-7 • Guard • Snellville, Ga. • Charleston Southern/Grayson HS

THE ALBEN FILE

THIS SEASON:

- Named to 2025 Cayman Islands Classic All-Tournament Team
- Tied for team-lead with 12 points at Georgia (Nov. 23) and 18 vs. St. John's (Nov. 28)
- Scored a season-high 17 points vs. her former team (Nov. 13 vs. Charleston Southern).
- Led team in made field goals vs. Radford (Nov. 6)

LAST FIVE GAMES:

- 54 points (10.8 per game)
- 25 rebounds (5.0 per game)
- 21-for-59 FG (35.6%)
- 6 assists
- 2 blocks
- 3 steals

KEY SEASON AVERAGES

Points **11.6** Rebounds **3.2** Assists **2.5**

CAREER & SEASON HIGHS

Points

Season: 18 vs. St. John's (Nov. 28, 2025)

Career: 29 at Radford (Jan. 18, 2025)*

Field Goals

Season: 7 vs. St. John's (Nov. 28, 2025)

Career: 12 at Radford (Jan. 18, 2025)*

Field Goals Attempted

Season: 18 vs. St. John's (Nov. 28, 2025)

Career: 22 (2x), last: vs. Presbyterian (Jan. 7, 2023)*

3- Point Field Goals

Season: 2 (2x), last: vs. St. John's (Nov. 28, 2025)

Career: 6 at Presbyterian (Jan. 3, 2024)*

3- Point Field Goals Attempted

Season: 5 vs. St. John's (Nov. 28, 2025)

Career: 10 at Gardner-Webb (Jan. 2, 2025)*

Free Throws

Season: 4 vs. Charleston So. (Nov. 13, 2025)

Career: 10 at Gardner-Webb (Feb. 14, 2024)*

Free Throws Attempted

Season: 6 vs. Charleston So. (Nov. 13, 2025)

Career: 12 (2x), last: vs. USC Upstate (Jan. 29, 2025)*

Rebounds

Season: 6 (2x), last: vs. St. John's (Nov. 28, 2025)

Career: 13 vs. Georgia College (Nov. 7, 2022)*

Assists

Season: 5 at Texas A&M (Dec. 3, 2025)

Career: 5 (2x), last: at Texas A&M (Dec. 3, 2025)

Steals

Season: 2 (2x), last: vs. St. John's (Nov. 28, 2025)

Career: 5 (3x), last: vs. Radford (Jan. 31, 2024)*

Blocks

Season: 1 (3x), last: vs. Florida (Nov. 29, 2025)

Career: 1 (13 times)

Turnovers

Season: 5 at Texas A&M (Dec. 3, 2025)

Career: 8 at East Carolina (Dec. 21, 2023)*

Minutes

Season: 33 vs. St. John's (Nov. 28, 2025)

Career: 40 (2x), last: at UNC Asheville (Feb. 17, 2024)*

Miscellaneous

	Career	25-26
Double-Doubles:	1	-
Double Figure Points:	64	6
Double Figure Rebounds:	1	-
20+ Points:	18	-

*Set at Charleston Southern

2025-26 GAME-BY-GAME

#5 ALBEN, Catherine

Opponent	Date	GS	MIN	FG-FGA	PCT	3FG-3FGA	PCT	FT-FTA	PCT	OFF	DEF	TOT	AVG	PF	A	TO	BLK	STL	PTS	AVG
Radford	11/06/2025		18:17	6-9	.667	1-3	.333	1-2	.500	0	2	2	2.0	1	4	2	0	2	14	14.0
Princeton	11/09/2025		26:29	5-9	.556	2-3	.667	3-4	.750	1	2	3	2.5	4	0	3	0	1	15	14.5
Charleston So.	11/13/2025		30:59	6-13	.462	1-1	1.000	4-6	.667	0	6	6	3.7	0	3	4	1	0	17	15.3
Jacksonville	11/16/2025		17:20	1-9	.111	0-3	.000	2-2	1.000	0	3	3	3.5	1	2	4	0	0	4	12.5
West Ga.	11/19/2025		16:57	3-7	.429	0-1	.000	0-0	.000	1	4	5	3.8	2	4	3	1	1	6	11.2
at Georgia	11/23/2025		23:37	4-7	.571	1-2	.500	3-3	1.000	0	0	0	3.2	1	2	3	0	0	12	11.3
vs St. John's (NY)	11/28/2025		33:48	7-18	.389	2-5	.400	2-4	.500	2	4	6	3.6	4	2	1	0	2	18	12.3
vs Florida	11/29/2025		20:29	4-10	.400	0-2	.000	2-2	1.000	2	0	2	3.4	5	1	0	1	0	10	12.0
at Texas A&M	12/03/2025		22:18	3-8	.375	0-3	.000	2-3	.667	0	2	2	3.2	3	5	5	0	0	8	11.6
Totals		0	210:15	39-90	.433	7-23	.304	19-26	.731	6	23	29	3.2	21	23	25	3	6	104	11.6

Player Averages

Games Played	Minutes/ game	Points/ game	FG Pct	3FG Pct	FT Pct	Rebounds/ game	Assists/ game	Turnovers/ game	Assist/Turnover ratio	Steals/ game	Blocks/ game
9	23.4	11.6	43.3	30.4	73.1	3.2	2.6	2.8	0.9	0.7	0.3

ALBEN CAREER STATISTICS

ALBEN, Catherine

SEASON	TEAM	GP-GS	MIN/AVG	FG-FGA	FG%	3FG-3FGA	3FG%	FT-FTA	FT%	OFF	DEF	TOT	AVG	PF-FO	A	TO	BLK	STL	PTS	AVG
2022-23	ChaSou	29-2	582/20.1	107-299	.358	17-74	.230	47-72	.653	33	71	104	3.6	67-3	36	86	6	33	278	9.6
2023-24	ChaSou	30-30	994/33.1	154-425	.362	46-142	.324	64-86	.744	25	92	117	3.9	82-2	58	101	2	51	418	13.9
2024-25	ChaSou	29-28	839/28.9	175-417	.420	55-170	.324	77-96	.802	38	73	111	3.8	53-0	46	78	2	42	482	16.6
2025-26	GaTech	9-0	210/23.4	39-90	.433	7-23	.304	19-26	.731	6	23	29	3.2	21-1	23	25	3	6	104	11.6
TOTAL FOR GaTech		9-0	210/23.4	39-90	.433	7-23	.304	19-26	.731	6	23	29	3.2	21-1	23	25	3	6	104	11.6
TOTAL		97-60	2625/27.1	475-1231	.386	125-409	.306	207-280	.739	102	259	361	3.7	223-6	163	290	13	132	1282	13.2



#12 JADA CRAWSHAW

Junior • 6-1 • Forward • Darwin, Australia • Long Beach State • Major: Literature, Media & Communications

THE CRAWSHAW FILE

THIS SEASON:

- Team-high 58.8% from the floor this season
- Had 10 points and six rebounds at Georgia (Nov. 23)
- 11 points and eight boards in 20 minutes of action vs. UWG (Nov. 19)
- Season-high 10 points on Nov. 13 vs. Charleston Southern
- Scored nine points in 11 minutes of game time against Radford
- West Georgia (Nov. 19) marked the 67th collegiate game of her career

LAST FIVE GAMES:

- 41 points (8.2 per game)
- 6 rebounds (4.8 per game)
- 16-for-30 FG (53.3%)
- 4 assists
- 4 blocks
- 7 steals

KEY SEASON AVERAGES

Points
8.3

Rebounds
4.5

Field Goal
58.8

CAREER & SEASON HIGHS

Points

Season: 12 at Georgia (Nov. 23, 2025)
Career: 20 (2x), last: vs. CSUN (Jan. 23, 2025)*

Field Goals

Season: 5 vs. West Georgia (Nov. 19, 2025)
Career: 9 vs. UCLA (Dec. 14, 2024)*

Field Goals Attempted

Season: 8 vs. Charleston So. (Nov. 13, 2025)
Career: 20 vs. CSUN (Jan. 23, 2025)*

3- Point Field Goals

Season: 1 at Georgia (Nov. 23, 2025)
Career: 2 (Five times)*

3- Point Field Goals Attempted

Season: 2 at Georgia (Nov. 23, 2025)
Career: 5 vs. UCLA (Dec. 14, 2024)*

Free Throws

Season: 3 at Georgia (Nov. 23, 2025)
Career: 7 vs. CSU Bakersfield (Jan. 4, 2025)*

Free Throws Attempted

Season: 4 (Four times)
Career: 9 vs. UC Santa Barbara (Feb. 1, 2025)*

Rebounds

Season: 8 (2x), last: vs. UWG (Nov. 19, 2025)
Career: 12 (3x), last: vs. CSUN (Jan. 23, 2025)*

Assists

Season: 2 vs. Princeton (Nov. 9, 2025)
Career: 5 at UC Irvine (Jan. 30, 2025)*

Steals

Season: 4 at Georgia (Nov. 23, 2025)
Career: 4 at Georgia (Nov. 23, 2025)

Blocks

Season: 2 vs. West Georgia (Nov. 19, 2025)
Career: 4 at CSUN (Feb. 8, 2025)*

Turnovers

Season: 4 at Georgia (Nov. 23, 2025)
Career: 7 (Four times)*

Minutes

Season: 26 vs. Charleston So. (Nov. 13, 2025)
Career: 32 vs. CSUN (Jan. 23, 2025)*

Miscellaneous

	Career	25-26
Double-Doubles:	5	-
Double Figure Points:	28	3
Double Figure Rebounds:	6	-
20+ Points:	2	-

*Set at Long Beach State

2025-26 GAME-BY-GAME

#12 CRAWSHAW, Jada

Opponent	Date	GS	MIN	FG-FGA	PCT	3FG-3FGA	PCT	FT-FTA	PCT	OFF	DEF	TOT	AVG	PF	A	TO	BLK	STL	PTS	AVG
Radford	11/06/2025		11:02	4-4	1.000	0-0	.000	1-2	.500	1	2	3	3.0	2	0	1	0	0	9	9.0
Princeton	11/09/2025		10:51	2-2	1.000	0-0	.000	0-0	.000	0	1	1	2.0	0	2	0	1	0	4	6.5
Charleston So.	11/13/2025		26:54	4-8	.500	0-0	.000	2-4	.500	1	7	8	4.0	2	1	0	0	2	10	7.7
Jacksonville	11/16/2025		13:36	2-7	.286	0-1	.000	2-4	.500	0	1	1	3.3	3	0	2	0	0	6	7.3
West Ga.	11/19/2025		20:01	5-7	.714	0-0	.000	1-4	.250	4	4	8	4.2	2	1	2	2	1	11	8.0
at Georgia	11/23/2025		22:24	3-6	.500	1-2	.500	3-4	.750	1	5	6	4.5	4	0	4	1	4	10	8.3
Totals		0	104:48	20-34	.588	1-3	.333	9-18	.500	7	20	27	4.5	13	4	9	4	7	50	8.3

Player Averages

Games Played	Minutes/ game	Points/ game	FG Pct	3FG Pct	FT Pct	Rebounds/ game	Assists/ game	Turnovers/ game	Assist/Turnover ratio	Steals/ game	Blocks/ game
6	17.5	8.3	58.8	33.3	50.0	4.5	0.7	1.5	0.4	1.2	0.7

CRAWSHAW CAREER STATISTICS

CRAWSHAW, Jada

SEASON	TEAM	GP-GS	MIN/AVG	FG-FGA	FG%	3FG-3FGA	3FG%	FT-FTA	FT%	OFF	DEF	TOT	AVG	PF-FO	A	TO	BLK	STL	PTS	AVG
2023-24	LBSU	33-0	600/18.2	82-208	.394	7-33	.212	50-77	.649	61	107	168	5.1	87-1	18	108	26	32	221	6.7
2024-25	LBSU	29-13	617/21.3	120-296	.405	16-46	.348	45-77	.584	47	93	140	4.8	87-3	46	105	24	27	301	10.4
2025-26	GaTech	6-0	105/17.5	20-34	.588	1-3	.333	9-18	.500	7	20	27	4.5	13-0	4	9	4	7	50	8.3
TOTAL FOR GaTech		6-0	105/17.5	20-34	.588	1-3	.333	9-18	.500	7	20	27	4.5	13-0	4	9	4	7	50	8.3
TOTAL		68-13	1322/19.4	222-538	.413	24-82	.293	104-172	.605	115	220	335	4.9	187-4	68	222	54	66	572	8.4



#13 DÉBORAH MUKEBA

Sophomore • 6-5 • Center • Fleurus, Belgium • Boston College/Winston-Salem Christian School • Major: Psychology

THE MUKEBA FILE

THIS SEASON:

LAST FIVE GAMES:

KEY SEASON AVERAGES

Points	Rebounds	Assists
--	--	--

CAREER & SEASON HIGHS

Points

Season:

Career: 3 vs. Northeastern (Nov. 11, 2024)*

Field Goals

Season:

Career: 1 (2x), last: vs. Northeastern (Nov. 11, 2024)*

Field Goals Attempted

Season:

Career: 2 vs. Lafayette (Nov. 4, 2024)

3- Point Field Goals

Season:

Career:

3- Point Field Goals Attempted

Season:

Career:

Free Throws

Season:

Career: 1 vs. Northeastern (Nov. 11, 2024)*

Free Throws Attempted

Season:

Career: 3 vs. Northeastern (Nov. 11, 2024)*

Rebounds

Season:

Career: 4 vs. Lafayette (Nov. 4, 2024)*

Assists

Season:

Career:

Steals

Season:

Career:

Blocks

Season:

Career:

Turnovers

Season:

Career: 1 vs. Northeastern (Nov. 11, 2024)*

Minutes

Season:

Career: 4 (2x), last: vs. Northeastern (Nov. 11, 2024)*

Miscellaneous

	Career	25-26
Double-Doubles:	-	-
Double Figure Points:	-	-
Double Figure Rebounds:	-	-
20+ Points:	-	-

*Set at Boston College

2025-26 GAME-BY-GAME

MUKEBA CAREER STATISTICS

MUKEBA, Deborah

				Field Goals		3-Point		F-Throws		Rebounds									Scoring	
SEASON	TEAM	GP-GS	MIN/AVG	FG-FGA	FG%	3FG-3FGA	3FG%	FT-FTA	FT%	OFF	DEF	TOT	AVG	PF-FO	A	TO	BLK	STL	PTS	AVG
2024-25	BC	3-0	12/3.9	2-4	.500	0-0	.000	1-5	.200	4	2	6	2.0	0-0	0	1	0	0	5	1.7
TOTAL FOR GaTech		0-0	0/0.0	0-0	.000	0-0	.000	0-0	.000	0	0	0	0.0	0-0	0	0	0	0	0	0.0
TOTAL		3-0	12/3.9	2-4	.500	0-0	.000	1-5	.200	4	2	6	2.0	0-0	0	1	0	0	5	1.7



#20 ARIADNA TERMIS

Junior • 6-6 • Center • Zaragoza, Spain • IES Joaquim Blume Barcelona • Major: Biomedical Engineering

THE TERMIS FILE

THIS SEASON:

- Had six rebounds vs. Florida (Nov. 29)
- Scored six points against St. John's (Nov. 28)
- Eclipsed 200 career points with an eight-point morning in the season opener against Radford (Nov. 6).
- Shot 50% from the floor and was 2-for-2 from the free throw line vs. Radford (Nov. 6)
- 33 career starts at Georgia Tech

LAST FIVE GAMES:

- 18 points (3.6 per game)
- 14 rebounds (2.8 per game)
- 7-for-21 FG (33.3%)
- 7 assists
- 3 blocks
- 3 steals

KEY SEASON AVERAGES

Points
4.0

Rebounds
3.4

Assists
2.4

CAREER & SEASON HIGHS

Points

Season: 8 vs. Radford (Nov. 6, 2025)
Career: 13 vs. Oregon (Nov. 25, 2024)

Field Goals

Season: 3 (2x), last: vs. St. John's (Nov. 28, 2025)
Career: 5 (3x) last vs. Oregon (Nov. 25, 2024)

Field Goals Attempted

Season: 10 vs. Jacksonville (Nov. 16, 2025)
Career: 12 vs. Georgia (Nov. 17, 2024)

3- Point Field Goals

Season: 2 vs. Jacksonville (Nov. 16, 2025)
Career: 3, 2x, last vs. Oregon (11/25/24)

3- Point Field Goals Attempted

Season: 6 vs. Jacksonville (Nov. 16, 2025)
Career: 7 vs. Georgia (Nov. 17, 2024)

Free Throws

Season: 2 (2x), last: vs. Florida (Nov. 29, 2025)
Career: 2 (Four times)

Free Throws Attempted

Season: 2 (2x), last: vs. Florida (Nov. 29, 2025)
Career: 2 (Seven times)

Rebounds

Season: 7 (2x), last: vs. Princeton (Nov. 9, 2025)
Career: 11 vs. Georgia State (Nov. 8, 2024)

Assists

Season: 5 vs. Princeton (Nov. 9, 2025)
Career: 7 vs. Louisiana Monroe (Dec. 11, 2024)

Steals

Season: 2 vs. Jacksonville (Nov. 16, 2025)
Career: 2 (3x), last: vs. JU (Nov. 16, 2025)

Blocks

Season: 2 (Four times)
Career: 2 (Six times)

Turnovers

Season: 3 vs. Princeton (Nov. 9, 2025)
Career: 4 vs. Georgia State (Nov. 8, 2024)

Minutes

Season: 32 vs. Florida (Nov. 29, 2025)
Career: 33 vs. Virginia Tech (Jan. 9, 2025)

Miscellaneous

	Career	25-26
Double-Doubles:	-	-
Double Figure Points:	6	-
Double Figure Rebounds:	1	-
20+ Points:	-	-

2025-26 GAME-BY-GAME

#20 TERMIS, Ariadna

Opponent	Date	GS	MIN	Total		3-Pointers		Free throws		Rebounds				PF	A	TO	BLK	STL	PTS	AVG
				FG-FGA	PCT	3FG-3FGA	PCT	FT-FTA	PCT	OFF	DEF	TOT	AVG							
Radford	11/06/2025	*	21:04	3-6	.500	0-2	.000	2-2	1.000	2	5	7	7.0	1	3	1	0	0	8	8.0
Princeton	11/09/2025	*	28:50	1-4	.250	0-2	.000	0-0	.000	1	6	7	7.0	1	5	3	2	0	2	5.0
Charleston So.	11/13/2025	*	14:29	1-4	.250	0-3	.000	0-0	.000	0	1	1	5.0	0	3	1	2	0	2	4.0
Jacksonville	11/16/2025	*	22:27	2-10	.200	2-6	.333	0-0	.000	0	2	2	4.3	1	4	2	2	2	6	4.5
West Ga.	11/19/2025	*	07:18	0-3	.000	0-0	.000	0-0	.000	1	1	2	3.8	1	1	0	0	0	0	3.6
at Georgia	11/23/2025	*	24:55	1-2	.500	1-2	.500	0-0	.000	0	3	3	3.7	2	0	0	2	1	3	3.5
vs St. John's (NY)	11/28/2025	*	24:34	3-4	.750	0-0	.000	0-0	.000	0	2	2	3.4	3	0	2	0	1	6	3.9
vs Florida	11/29/2025	*	32:42	1-6	.167	0-4	.000	2-2	1.000	1	5	6	3.8	0	3	2	1	0	4	3.9
at Texas A&M	12/03/2025	*	17:57	2-6	.333	1-4	.250	0-0	.000	0	1	1	3.4	0	3	1	0	1	5	4.0
Totals		9	194:17	14-45	.311	4-23	.174	4-4	1.000	5	26	31	3.4	9	22	12	9	5	36	4.0

Player Averages

Games Played	Minutes/ game	Points/ game	FG Pct	3FG Pct	FT Pct	Rebounds/ game	Assists/ game	Turnovers/ game	Assist/Turnover ratio	Steals/ game	Blocks/ game
9	21.6	4.0	31.1	17.4	100.0	3.4	2.4	1.3	1.8	0.6	1.0

TERMIS CAREER STATISTICS

TERMIS, Ariadna

				Field Goals		3-Point		F-Throws		Rebounds				Scoring						
SEASON	TEAM	GP-GS	MIN/AVG	FG-FGA	FG%	3FG-3FGA	3FG%	FT-FTA	FT%	OFF	DEF	TOT	AVG	PF-FO	A	TO	BLK	STL	PTS	AVG
2023-24	GaTech	25-0	262/10.5	26-55	.473	10-25	.400	3-4	.750	8	30	38	1.5	25-0	16	12	3	3	65	2.6
2024-25	GaTech	32-24	649/20.3	52-122	.426	20-66	.303	3-8	.375	24	92	116	3.6	35-0	62	26	16	12	127	4.0
2025-26	GaTech	9-9	194/21.6	14-45	.311	4-23	.174	4-4	1.000	5	26	31	3.4	9-0	22	12	9	5	36	4.0
TOTAL		66-33	1105/16.7	92-222	.414	34-114	.298	10-16	.625	37	148	185	2.8	69-0	100	50	28	20	228	3.5



#21 TALAYAH WALKER

Sophomore • 5-10 • Guard • Odenton, Md. • Penn State/Our Lady of Good Counsel • Major: Business Administration

THE WALKER FILE

THIS SEASON:

- Team-best 17 points at Texas A&M (Dec. 3)
- Career-best 19 points and five steals vs. Charleston Southern
- 11 points and seven rebounds vs. Florida (Nov. 29)
- Tied for team-high 18 points vs. St. John's (Nov. 28)
- Shooting 50.8% this season with a team-high 12.9 PPG
- Made first start at Tech on Nov. 6 vs. Radford

LAST FIVE GAMES:

- 59 points (11.8 per game)
- 19 rebounds (3.8 per game)
- 20-for-40 FG (50.0%)
- 6 assists
- 1 block
- 2 steals

KEY SEASON AVERAGES

Points	Rebounds	Field Goal
13.1	5.0	44.7

CAREER & SEASON HIGHS

Points

Season: 19 vs. Charleston So. (Nov. 13, 2025)

Career: 19 vs. Charleston So. (Nov. 13, 2025)

Field Goals

Season: 7 (2x), last: at Texas A&M (Dec. 3, 2025)

Career: 7 (3x), last: at Texas A&M (Dec. 3, 2025)

Field Goals Attempted

Season: 18 vs. Florida (Nov. 29, 2025)

Career: 18 vs. Florida (Nov. 29, 2025)

3- Point Field Goals

Season: 3 vs. Charleston So. (Nov. 13, 2025)

Career: 3 vs. Charleston So. (Nov. 13, 2025)

3- Point Field Goals Attempted

Season: 4 vs. Charleston So. (Nov. 13, 2025)

Career: 4 vs. Charleston So. (Nov. 13, 2025)

Free Throws

Season: 10 vs. St. John's (Nov. 28, 2025)

Career: 10 vs. St. John's (Nov. 28, 2025)

Free Throws Attempted

Season: 14 vs. St. John's (Nov. 28, 2025)

Career: 14 vs. St. John's (Nov. 28, 2025)

Rebounds

Season: 7 (3x), last: at Texas A&M (Dec. 3, 2025)

Career: 9 at UCLA (Jan. 15, 2025)*

Assists

Season: 3 vs. Charleston So. (Nov. 13, 2025)

Career: 4 at USC (Jan. 12, 2025)*

Steals

Season: 5 vs. Charleston So. (Nov. 13, 2025)

Career: 5 vs. Charleston So. (Nov. 13, 2025)

Blocks

Season: 1 at Texas A&M (Dec. 3, 2025)

Career: 2 vs. Monmouth (Nov. 17, 2024)

Turnovers

Season: 5 vs. Princeton (Nov. 9, 2025)

Career: 5 (3x), last: vs. Princeton (Nov. 9, 2025)

Minutes

Season: 33 vs. West Georgia (Nov. 19, 2025)

Career: 33 vs. West Georgia (Nov. 19, 2025)

Miscellaneous

	Career	25-26
Double-Doubles:	-	-
Double Figure Points:	13	6
Double Figure Rebounds:	-	-
20+ Points:	-	-

*Set at Penn State

2025-26 GAME-BY-GAME

#21 WALKER, Talayah

Opponent	Date	GS	MIN	Total		3-Pointers		Free throws		Rebounds				PF	A	TO	BLK	STL	PTS	AVG	
				FG-FGA	PCT	3FG-3FGA	PCT	FT-FTA	PCT	OFF	DEF	TOT	AVG								
Radford	11/06/2025	*	19:49	5-9	.556	0-1	.000	6-9	.667	3	4	7	7.0	3	2	3	0	1	16	16.0	
Princeton	11/09/2025	*	26:38	3-6	.500	0-1	.000	3-4	.750	1	2	3	5.0	4	2	5	0	0	9	12.5	
Charleston So.	11/13/2025	*	24:16	7-10	.700	3-4	.750	2-2	1.000	2	3	5	5.0	0	3	0	0	5	19	14.7	
Jacksonville	11/16/2025	*	26:00	6-10	.600	0-0	.000	3-7	.429	2	3	5	5.0	5	1	1	0	2	15	14.8	
West Ga.	11/19/2025	*	33:56	3-7	.429	1-1	1.000	2-4	.500	1	3	4	4.8	1	2	2	0	3	9	13.6	
at Georgia	11/23/2025	*	21:43	2-8	.250	0-0	.000	0-0	.000	1	2	3	4.5	2	1	2	0	0	4	12.0	
vs St. John's (NY)	11/28/2025	*	32:43	4-9	.444	0-0	.000	10-14	.714	3	1	4	4.4	4	2	1	0	2	18	12.9	
vs Florida	11/29/2025	*	27:40	5-18	.278	0-1	.000	1-1	1.000	4	3	7	4.8	2	1	4	0	0	11	12.6	
at Texas A&M	12/03/2025	*	29:24	7-17	.412	1-1	1.000	2-3	.667	2	5	7	5.0	4	0	2	1	1	17	13.1	
Totals			9	242:09	42-94	.447	5-9	.556	29-44	.659	19	26	45	5.0	25	14	20	1	14	118	13.1

Player Averages

Games Played	Minutes/ game	Points/ game	FG Pct	3FG Pct	FT Pct	Rebounds/ game	Assists/ game	Turnovers/ game	Assist/Turnover ratio	Steals/ game	Blocks/ game
9	26.9	13.1	44.7	55.6	65.9	5.0	1.6	2.2	0.7	1.6	0.1

WALKER CAREER STATISTICS

WALKER, Talayah

				Field Goals		3-Point		F-Throws		Rebounds				Scoring							
SEASON	TEAM	GP-GS	MIN/AVG	FG-FGA	FG%	3FG-3FGA	3FG%	FT-FTA	FT%	OFF	DEF	TOT	AVG	PF-FO	A	TO	BLK	STL	PTS	AVG	
2024-25	PSU	29-2	448/15.4	58-130	.446	4-16	.250	42-54	.778	33	63	96	3.3	35-0	24	36	8	25	162	5.6	
2025-26	GaTech	9-9	242/26.9	42-94	.446	5-9	.556	29-44	.659	19	26	45	5.0	25-1	14	20	1	14	118	13.1	
TOTAL FOR GaTech		9-9	242/26.9	42-94	.447	5-9	.556	29-44	.659	19	26	45	5.0	25-1	14	20	1	14	118	13.1	
TOTAL		38-11	690/18.2	100-224	.446	9-25	.360	71-98	.724	52	89	141	3.7	60-1	38	56	9	39	280	7.4	



#22 INÉS NOGUERO

Senior • 5-9 • Guard • Gijón, Spain • IES Joaquim Blume • Major: Neuroscience

THE NOGUERO FILE

THIS SEASON:

- Led Tech with 10 rebounds on Nov. 16 vs. Jacksonville
- Second on team with 13 points vs. Princeton (Nov. 9) with seven boards
- Started off strong against Radford (Nov. 6) with nine points and five boards on top of 2-for-2 from the free throw line
- Added three assists and one made trey to her ledger vs. Radford
- Made 63rd career start vs. JU; 82nd game played

LAST FIVE GAMES:

- Nov. 16 vs. JU: 10 rebounds, 6 points, 2 assists, 2 blocks
- Nov. 13 vs. CSU: 5 points (2-for-4 FG), 1 block, 1 steal, 1 assist
- Nov. 9 vs. Princeton: 13 points (6-for-9 FG) and 7 rebounds
- Nov. 6 vs. Radford: 9 points, 5 rebounds and 3-for-5 shooting

KEY SEASON AVERAGES

Points	Rebounds	Assists
8.3	5.5	2.0

CAREER & SEASON HIGHS

Points

Season: 13 vs. Princeton (Nov. 9, 2025)
Career: 16 (2x), last: at Rice (Nov. 16, 2023)

Field Goals

Season: 6 vs. Princeton (Nov. 9, 2025)
Career: 6 (4x), last: vs. Princeton (Nov. 9, 2025)

Field Goals Attempted

Season: 9 vs. Princeton (Nov. 9, 2025)
Career: 14 vs. New Mexico (Nov. 24, 2023)

3- Point Field Goals

Season: 1 (3x), last: vs. CSU (Nov. 13, 2025)
Career: 4 vs. Florida State (Jan. 1, 2023)

3- Point Field Goals Attempted

Season: 2 vs. Charleston So. (Nov. 13, 2025)
Career: 9 (2x), last: vs. Notre Dame (Feb. 1, 2024)

Free Throws

Season: 2 vs. Radford (Nov. 6, 2025)
Career: 6 at Rice (Nov. 16, 2023)

Free Throws Attempted

Season: 2 vs. Radford (Nov. 6, 2025)
Career: 7 at Rice (Nov. 16, 2023)

Rebounds

Season: 10 vs. Jacksonville (Nov. 16, 2025)
Career: 12 vs. Mercer (Dec. 5, 2023)

Assists

Season: 3 vs. Radford (Nov. 6, 2025)
Career: 7 vs. Oregon (Nov. 25, 2024)

Steals

Season: 1 (2x), last: vs. CSU (Nov. 13, 2025)
Career: 5 at Rice (Nov. 16, 2023)

Blocks

Season: 2 vs. Jacksonville (Nov. 16, 2025)
Career: 2 (2x), last: vs. JU (Nov. 16, 2025)

Turnovers

Season: 5 vs. Princeton (Nov. 9, 2025)
Career: 5 (2x), last: vs. Princeton (Nov. 9, 2025)

Minutes

Season: 31 vs. Princeton (Nov. 9, 2025)
Career: 40 at NC State (Feb. 18, 2024)

Miscellaneous

	Career	25-26
Double-Doubles:	2	-
Double Figure Points:	15	1
Double Figure Rebounds:	3	1
20+ Points:	-	-

2025-26 GAME-BY-GAME

#22 NOGUERO, Ines

Opponent	Date	GS	MIN	Total		3-Pointers		Free throws		Rebounds										
				FG-FA	PCT	3FG-3FGA	PCT	FT-FTA	PCT	OFF	DEF	TOT	AVG	PF	A	TO	BLK	STL	PTS	AVG
Radford	11/06/2025	*	22:44	3-5	.600	1-1	1.000	2-2	1.000	0	5	5	5.0	1	3	0	0	0	9	9.0
Princeton	11/09/2025	*	31:19	6-9	.667	1-1	1.000	0-0	.000	1	6	7	6.0	2	2	5	1	1	13	11.0
Charleston So.	11/13/2025	*	14:38	2-4	.500	1-2	.500	0-0	.000	0	0	0	4.0	1	1	0	1	1	5	9.0
Jacksonville	11/16/2025	*	27:35	3-7	.429	0-1	.000	0-0	.000	1	9	10	5.5	4	2	2	2	0	6	8.3
Totals		4	96:16	14-25	.560	3-5	.600	2-2	1.000	2	20	22	5.5	8	8	7	4	2	33	8.3

Player Averages

Games Played	Minutes/game	Points/game	FG Pct	3FG Pct	FT Pct	Rebounds/game	Assists/game	Turnovers/game	Assist/Turnover ratio	Steals/game	Blocks/game
4	24.1	8.3	56.0	60.0	100.0	5.5	2.0	1.8	1.1	0.5	1.0

NOGUERO CAREER STATISTICS

NOGUERO, Ines

				Field Goals		3-Point		F-Throws		Rebounds								Scoring		
SEASON	TEAM	GP-GS	MIN/AVG	FG-FGA	FG%	3FG-3FGA	3FG%	FT-FTA	FT%	OFF	DEF	TOT	AVG	PF-FO	A	TO	BLK	STL	PTS	AVG
2022-23	GaTech	19-6	209/11.0	26-79	.329	13-44	.295	3-4	.750	11	18	29	1.5	15-0	14	16	3	14	68	3.6
2023-24	GaTech	32-32	939/29.3	76-218	.349	30-122	.246	22-31	.710	15	144	159	5.0	78-1	70	59	4	40	204	6.4
2024-25	GaTech	27-21	424/15.7	48-113	.425	16-64	.250	9-12	.750	8	60	68	2.5	33-0	53	33	12	39	121	4.5
2025-26	GaTech	4-4	96/24.1	14-25	.560	3-5	.600	2-2	1.000	2	20	22	5.5	8-0	8	7	4	2	33	8.3
TOTAL		82-63	1667/20.3	164-435	.377	62-235	.264	36-49	.735	36	242	278	3.4	134-1	145	115	23	95	426	5.2



#23 LA'NYA FOSTER

Junior • 5-10 • Guard • Snellville, Ga. • Austin Peay/Lovejoy HS • Major: History, Technology & Society

THE FOSTER FILE

THIS SEASON:

- Season-high 11 points vs. West Georgia (Nov. 19)
- Five points at Texas A&M on Dec. 3
- Added four rebounds and three assists in 19 minutes of action against the Bucs
- Played 14 minutes with two points and one assist vs. Radford
- Made first appearance in a Tech uniform on Nov. 6 vs. Radford; 72 total career games

LAST FIVE GAMES:

- 30 points (6.0 per game)
- 12 rebounds (2.4 per game)
- 12-for-35 FG (34.3%)
- 7 assists
- 1 block
- 5 steals

KEY SEASON AVERAGES

Points Rebounds Field Goal
5.3 2.1 34.0

CAREER & SEASON HIGHS

Points

Season: 11 vs. West Georgia (Nov. 19, 2025)

Career: 24 (3x), last: vs. Kennesaw State (March 8, 2024)*

Field Goals

Season: 4 vs. Charleston So. (Nov. 13, 2025)

Career: 11 at High Point (Dec. 21, 2024)*

Field Goals Attempted

Season: 11 vs. St. John's (Nov. 28, 2025)

Career: 19 vs. Manhattan (Nov. 30, 2024)*

3- Point Field Goals

Season: 2 vs. Charleston So. (Nov. 13, 2025)

Career: 3 (3x), last: vs. Lipscomb (Feb. 8, 2025)*

3- Point Field Goals Attempted

Season: 4 (2x), last: vs. St. John's (Nov. 28, 2025)

Career: 7 (2x), last: at Miami-OH (Nov. 17, 2024)*

Free Throws

Season: 2 (2x), last: at Georgia (Nov. 23, 2025)

Career: 6 vs. Kennesaw State (March 8, 2024)*

Free Throws Attempted

Season: 2 (2x), last: at Georgia (Nov. 23, 2025)

Career: 8 vs. Kennesaw State (March 8, 2024)*

Rebounds

Season: 5 (2x), last: vs. St. John's (Nov. 28, 2025)

Career: 11 (3x), last: vs. Queens (Feb. 20, 2025)*

Assists

Season: 3 (2x), last: vs. UWG (Nov. 19, 2025)

Career: 10 at Eastern Kentucky (Jan. 16, 2025)*

Steals

Season: 2 vs. West Georgia (Nov. 19, 2025)

Career: 7 at High Point (Dec. 21, 2024)*

Blocks

Season: 1 at Texas A&M (Dec. 3, 2025)

Career: 4 (3x), last: at FGCU (March 8, 2025)*

Turnovers

Season: 4 vs. West Georgia (Nov. 19, 2025)

Career: 7 (3x), last: vs. North Florida (Jan. 4, 2025)*

Minutes

Season: 26 vs. St. John's (Nov. 28, 2025)

Career: 42 at Eastern Kentucky (Jan. 16, 2025)*

Miscellaneous

	Career	25-26
Double-Doubles:	4	-
Double Figure Points:	35	2
Double Figure Rebounds:	7	-
20+ Points:	4	-

*Set at Austin Peay

2025-26 GAME-BY-GAME

#23 FOSTER, La'Nya

Opponent	Date	GS	MIN	Total		3-Pointers		Free throws		Rebounds				PF		A	TO	BLK	STL	PTS	AVG
				FG-FA	PCT	3FG-3FA	PCT	FT-FTA	PCT	OFF	DEF	TOT	AVG								
Radford	11/06/2025		14:40	1-4	.250	0-2	.000	0-0	.000	0	0	0	0.0	3	1	1	0	0	2	2.0	
Charleston So.	11/13/2025		19:40	4-9	.444	2-4	.500	0-0	.000	2	2	4	2.0	0	3	0	0	0	10	6.0	
Jacksonville	11/16/2025		03:38	0-2	.000	0-0	.000	0-0	.000	1	0	1	1.7	4	0	2	0	0	0	4.0	
West Ga.	11/19/2025		16:56	4-6	.667	1-2	.500	2-2	1.000	0	1	1	1.5	0	3	4	0	2	11	5.8	
at Georgia	11/23/2025		16:02	2-7	.286	0-1	.000	2-2	1.000	2	3	5	2.2	1	0	2	0	0	6	5.8	
vs St. John's (NY)	11/28/2025		26:50	3-11	.273	0-4	.000	0-0	.000	0	5	5	2.7	3	2	0	0	2	6	5.8	
vs Florida	11/29/2025		13:54	1-5	.200	0-0	.000	0-0	.000	0	0	0	2.3	2	1	1	0	0	2	5.3	
at Texas A&M	12/03/2025		19:50	2-6	.333	1-3	.333	0-0	.000	0	1	1	2.1	3	1	3	1	1	5	5.3	
Totals		0	131:30	17-50	.340	4-16	.250	4-4	1.000	5	12	17	2.1	16	11	13	1	5	42	5.3	

Player Averages

Games Played	Minutes/ game	Points/ game	FG Pct	3FG Pct	FT Pct	Rebounds/ game	Assists/ game	Turnovers/ game	Assist/Turnover ratio	Steals/ game	Blocks/ game
8	16.4	5.3	34.0	25.0	100.0	2.1	1.4	1.6	0.8	0.6	0.1

FOSTER CAREER STATISTICS

FOSTER, La'nya

			Field Goals		3-Point		F-Throws		Rebounds											Scoring	
SEASON	TEAM	GP-GS	MIN/AVG	FG-FGA	FG%	3FG-3FGA	3FG%	FT-FTA	FT%	OFF	DEF	TOT	AVG	PF-FO	A	TO	BLK	STL	PTS	AVG	
2023-24	APSU	33-16	784/23.7	110-269	.409	17-60	.283	49-70	.700	42	135	177	5.4	68-1	31	60	23	25	286	8.7	
2024-25	APSU	31-31	997/32.2	159-390	.408	22-85	.259	30-52	.577	34	181	215	6.9	85-3	70	86	39	44	370	11.9	
2025-26	GaTech	8-0	131/16.4	17-50	.340	4-16	.250	4-4	1.000	5	12	17	2.1	16-0	11	13	1	5	42	5.3	
TOTAL FOR GaTech		8-0	131/16.4	17-50	.340	4-16	.250	4-4	1.000	5	12	17	2.1	16-0	11	13	1	5	42	5.3	
TOTAL		72-47	1912/26.6	286-709	.403	43-161	.267	83-126	.659	81	328	409	5.7	169-4	112	159	63	74	698	9.7	



#32 D'ASIA THOMAS-HARRIS

Sophomore • 6-1 • Guard/Forward • Katy, Texas • Houston Christian • Major: Business Administration

THE THOMAS-HARRIS FILE

THIS SEASON:

- Second double-double of career on Dec. 3 at Texas A&M (12 pts, 10 reb.)
- Made first 3PT on 3-for-5 3PT shooting day vs. the Red Storm (Nov. 28)
- Tallied five points and five rebounds in nine minutes of action vs. Princeton (Nov. 9)
- Entered off the bench and collected 10 points and nine boards vs. Radford (Nov. 6)

LAST FIVE GAMES:

- 37 points (7.4 per game)
- 26 rebounds (5.2 per game)
- First six made three's of career
- 5 blocks
- 7 steals

KEY SEASON AVERAGES

Points	Rebounds	Free Throw
7.3	6.3	74.1

CAREER & SEASON HIGHS

Points

Season: 12 at Texas A&M (Dec. 3, 2025)

Career: 15 (2x), last: vs. Georgia State (Dec. 10, 2023)

Field Goals

Season: 4 (3x), last: at Texas A&M (Dec. 3, 2025)

Career: 6 vs. Georgia State (Dec. 10, 2023)

Field Goals Attempted

Season: 15 vs. West Georgia (Nov. 19, 2025)

Career: 15 vs. West Georgia (Nov. 19, 2025)

3- Point Field Goals

Season: 3 (2x), last: at Texas A&M (Dec. 3, 2025)

Career: 3 (2x), last: at Texas A&M (Dec. 3, 2025)

3- Point Field Goals Attempted

Season: 6 (2x), last: at Texas A&M (Dec. 3, 2025)

Career: 6 (2x), last: at Texas A&M (Dec. 3, 2025)

Free Throws

Season: 8 vs. Radford (Nov. 6, 2025)

Career: 8 (2x), last: vs. Radford (Nov. 6, 2025)

Free Throws Attempted

Season: 10 vs. Radford (Nov. 6, 2025)

Career: 10 vs. Radford (Nov. 6, 2025)

Rebounds

Season: 10 (2x), last: at Texas A&M (Dec. 3, 2025)

Career: 13 at Rice (Nov. 16, 2023)

Assists

Season: 2 vs. Charleston So. (Nov. 13, 2025)

Career: 3 vs. Furman (Nov. 11, 2023)

Steals

Season: 3 vs. West Georgia (Nov. 19, 2025)

Career: 3 vs. West Georgia (Nov. 19, 2025)

Blocks

Season: 2 (2x), last: at Texas A&M (Dec. 3, 2025)

Career: 2 (3x), last: at Texas A&M (Dec. 3, 2025)

Turnovers

Season: 3 vs. Princeton (Nov. 9, 2025)

Career: 3 (3x), last: vs. Princeton (Nov. 9, 2025)

Minutes

Season: 27 at Texas A&M (Dec. 3, 2025)

Career: 27 at Texas A&M (Dec. 3, 2025)

Miscellaneous

	Career	25-26
Double-Doubles:	2	1
Double Figure Points:	6	4
Double Figure Rebounds:	3	2
20+ Points:	-	-

2025-26 GAME-BY-GAME

#32 THOMAS-HARRIS, D'Asia

Opponent	Date	GS	MIN	Total		3-Pointers		Free throws		Rebounds				PF	A	TO	BLK	STL	PTS	AVG
				FG-FGA	PCT	3FG-3FGA	PCT	FT-FTA	PCT	OFF	DEF	TOT	AVG							
Radford	11/06/2025		20:45	1-6	.167	0-1	.000	8-10	.800	1	8	9	9.0	3	1	2	1	0	10	10.0
Princeton	11/09/2025		09:07	1-4	.250	0-0	.000	3-3	1.000	2	3	5	7.0	1	0	3	0	1	5	7.5
Charleston So.	11/13/2025		21:04	3-8	.375	0-2	.000	0-0	.000	2	8	10	8.0	1	2	1	0	1	6	7.0
Jacksonville	11/16/2025		15:47	4-9	.444	0-1	.000	0-0	.000	4	3	7	7.8	1	0	0	0	0	8	7.3
West Ga.	11/19/2025		24:42	4-15	.267	0-0	.000	3-4	.750	3	4	7	7.6	0	0	1	2	3	11	8.0
at Georgia	11/23/2025		11:53	0-5	.000	0-2	.000	3-4	.750	0	4	4	7.0	3	0	0	0	0	3	7.2
vs St. John's (NY)	11/28/2025		18:40	3-5	.600	3-5	.600	2-2	1.000	0	2	2	6.3	2	0	1	1	2	11	7.7
vs Florida	11/29/2025		20:27	0-7	.000	0-3	.000	0-0	.000	1	2	3	5.9	2	0	1	0	1	0	6.8
at Texas A&M	12/03/2025		27:29	4-9	.444	3-6	.500	1-4	.250	3	7	10	6.3	5	0	2	2	1	12	7.3
Totals		0	169:54	20-68	.294	6-20	.300	20-27	.741	16	41	57	6.3	18	3	11	6	9	66	7.3

Player Averages

Games Played	Minutes/ game	Points/ game	FG Pct	3FG Pct	FT Pct	Rebounds/ game	Assists/ game	Turnovers/ game	Assist/Turnover ratio	Steals/ game	Blocks/ game
9	18.9	7.3	29.4	30.0	74.1	6.3	0.3	1.2	0.3	1.0	0.7

THOMAS-HARRIS CAREER STATISTICS

THOMAS-HARRIS, D'asia

SEASON	TEAM	GP-GS	MIN/AVG	Field Goals		3-Point		F-Throws		Rebounds				Scoring						
				FG-FGA	FG%	3FG-3FGA	3FG%	FT-FTA	FT%	OFF	DEF	TOT	AVG	PF-FO	A	TO	BLK	STL	PTS	AVG
2023-24	GaTech	28-0	218/7.8	28-56	.500	0-1	.000	22-35	.629	16	51	67	2.4	24-0	8	19	6	8	78	2.8
2024-25	GaTech	5-0	29/5.7	4-5	.800	0-0	.000	1-2	.500	1	5	6	1.2	6-0	2	2	1	2	9	1.8
2025-26	GaTech	9-0	170/18.9	20-68	.294	6-20	.300	20-27	.741	16	41	57	6.3	18-1	3	11	6	9	66	7.3
TOTAL		42-0	417/9.9	52-129	.403	6-21	.286	43-64	.672	33	97	130	3.1	48-1	13	32	13	19	153	3.6



#33 SAVANNAH SAMUEL

Fifth Year • 6-1 • Guard • Woodstock, Ga. • Boston College/St. Francis HS •

THE SAMUEL FILE

THIS SEASON:

- First-career double-double vs. Florida (14 pts, 10 reb.) on Nov. 29
- Tied for team-lead with 12 points on Nov. 23 at Georgia
- Made first start at Tech vs. UWG on Nov. 19 - team-high 15 points
- 13 points vs. Charleston So. (Nov. 13) on 5-for-10 shooting
- Had six points and two rebounds on Nov. 6 vs. Radford with a perfect 2-for-2 clip at the free throw line
- Team-high 109 career games played

LAST FIVE GAMES:

- 59 points (11.8 per game)
- 19 points (3.8 per game)
- 2-for-40 FG (50.0%)
- 6 assists
- 1 block
- 2 steals

KEY SEASON AVERAGES

Points	Rebounds	Field Goal
10.0	2.9	43.3

CAREER & SEASON HIGHS

Points

Season: 15 vs. West Georgia (Nov. 19, 2025)
Career: 16 (2x), last: at Villanova (March 20, 2025)*

Field Goals

Season: 6 (2x), last: vs. Florida (Nov. 29, 2025)
Career: 6 (Five times)

Field Goals Attempted

Season: 11 vs. Florida (Nov. 29, 2025)
Career: 14 at Syracuse (March 2, 2025)*

3- Point Field Goals

Season: 3 (2x), last: vs. UWG (Nov. 19, 2025)
Career: 3 (Four times)

3- Point Field Goals Attempted

Season: 5 vs. Charleston So. (Nov. 13, 2025)
Career: 6 vs. Central Conn. State (Dec. 20, 2024)*

Free Throws

Season: 7 at Georgia (Nov. 23, 2025)
Career: 7 at Georgia (Nov. 23, 2025)

Free Throws Attempted

Season: 9 at Georgia (Nov. 23, 2025)
Career: 9 at Georgia (Nov. 23, 2025)

Rebounds

Season: 10 vs. Florida (Nov. 29, 2025)
Career: 10 vs. Florida (Nov. 29, 2025)

Assists

Season: 2 (3x), last: at Texas A&M (Dec. 3, 2025)
Career: 6 vs. TCU (March 10, 2022)**

Steals

Season: 2 vs. Charleston So. (Nov. 13, 2025)
Career: 3 (Four times)*

Blocks

Season: 1 vs. Florida (Nov. 29, 2025)
Career: 3 vs. Oregon (Dec. 13, 2020)***

Turnovers

Season: 4 (2x), last: at Georgia (Nov. 23, 2025)
Career: 4 (3x), last: at Georgia (Nov. 23, 2025)

Minutes

Season: 34 vs. Florida (Nov. 29, 2025)
Career: 34 (2x), last: vs. Florida (Nov. 29, 2025)

Miscellaneous

	Career	25-26
Double-Doubles:	1	1
Double Figure Points:	19	5
Double Figure Rebounds:	1	1
20+ Points:	-	-

*Set at Boston College

**Set at West Virginia

***Set at Oregon State

2025-26 GAME-BY-GAME

#33 SAMUEL, Savannah

Opponent	Date	GS	MIN	Total		3-Pointers		Free throws		Rebounds				PF		A		TO		BLK		STL		PTS		AVG
				FG-FGA	PCT	3FG-3FGA	PCT	FT-FTA	PCT	OFF	DEF	TOT	AVG													
Radford	11/06/2025		19:49	2-6	.333	0-4	.000	2-2	1.000	1	1	2	2.0	2	2	1	0	1	6	6.0						
Princeton	11/09/2025		23:10	1-4	.250	0-1	.000	2-2	1.000	0	0	0	1.0	2	0	4	0	0	4	5.0						
Charleston So.	11/13/2025		25:22	5-10	.500	3-5	.600	0-0	.000	0	2	2	1.3	0	1	0	0	2	13	7.7						
Jacksonville	11/16/2025		20:11	2-4	.500	0-1	.000	4-5	.800	1	2	3	1.8	2	0	2	0	1	8	7.8						
West Ga.	11/19/2025	*	28:55	6-9	.667	3-4	.750	0-0	.000	1	1	2	1.8	3	2	2	0	1	15	9.2						
at Georgia	11/23/2025	*	33:32	2-7	.286	1-3	.333	7-9	.778	2	1	3	2.0	2	1	4	0	0	12	9.7						
vs St. John's (NY)	11/28/2025	*	20:15	2-4	.500	0-1	.000	3-4	.750	0	1	1	1.9	1	1	2	0	1	7	9.3						
vs Florida	11/29/2025	*	34:21	6-11	.545	0-0	.000	2-4	.500	3	7	10	2.9	4	0	1	1	1	0	14	9.9					
at Texas A&M	12/03/2025	*	31:33	4-9	.444	0-3	.000	3-3	1.000	1	2	3	2.9	1	2	1	0	0	11	10.0						
Totals			5 237:08	30-64	.469	7-22	.318	23-29	.793	9	17	26	2.9	17	9	17	1	6	90	10.0						

Player Averages

Games Played	Minutes/ game	Points/ game	FG Pct	3FG Pct	FT Pct	Rebounds/ game	Assists/ game	Turnovers/ game	Assist/Turnover ratio	Steals/ game	Blocks/ game
9	26.3	10.0	46.9	31.8	79.3	2.9	1.0	1.9	0.5	0.7	0.1

SAMUEL CAREER STATISTICS

SAMUEL, Savannah

				Field Goals		3-Point		F-Throws		Rebounds												Scoring	
SEASON	TEAM	GP-GS	MIN/AVG	FG-FGA	FG%	3FG-3FGA	3FG%	FT-FTA	FT%	OFF	DEF	TOT	AVG	PF-FO	A	TO	BLK	STL	PTS	AVG			
2020-21	OSU	19-0	216/11.4	22-67	.328	3-21	.143	18-29	.621	5	16	21	1.1	16-0	5	16	7	6	65	3.4			
2021-22	WVU	30-0	537/17.9	47-126	.373	11-45	.244	20-33	.606	22	24	46	1.5	36-0	29	21	9	19	125	4.2			
2022-23	WVU	24-0	352/14.7	29-92	.315	5-33	.152	31-39	.795	18	34	52	2.2	40-0	10	36	3	15	94	3.9			
2024-25	BC	28-4	553/19.7	61-162	.377	17-64	.266	38-50	.760	29	36	65	2.3	61-2	17	29	8	24	177	6.3			
2025-26	GaTech	9-5	237/26.3	30-64	.469	7-22	.318	23-29	.793	9	17	26	2.9	17-0	9	17	1	6	90	10.0			
TOTAL FOR GaTech		9-5	237/26.3	30-64	.469	7-22	.318	23-29	.793	9	17	26	2.9	17-0	9	17	1	6	90	10.0			
TOTAL		110-9	1895/17.2	189-511	.370	43-185	.232	130-180	.722	83	127	210	1.9	170-2	70	119	28	70	551	5.0			

TV/RADIO ROSTER

**#0 Brianna Turnage**

G • 6-1 • Sr.
Atlanta, Ga.
Florida State/Westlake HS
(Ga.)

**#1 McKayla Taylor**

C • 6-1 • Fr.
Atlanta, Ga.
Langston Hughes HS

**#3 Erica Moon**

G • 5-6 • r-So.
Atlanta, Ga.
Texas A&M/St. Francis HS
(Ga.)

**#4 Leyre Urdiain**

(Lay-ray Oor-EE-dain)
G • 5-11 • Fr.
Zaragoza, Spain
Sansueña

**#5 Catherine Alben**

G • 5-7 • Sr.
Snellville, Ga.
Charleston Southern/
Grayson HS (Ga.)

**#12 Jada Crawshaw**

F • 6-0 • Jr.
Darwin, Australia
Long Beach State

**#13 Déborah Mukeba**

(Day-bor-ah)
C • 6-5 • So.
Fleurus, Belgium
Boston College/Winston-Salem Christian School (N.C.)

**#20 Ariadna Termis**

(are-e-AH-na)
C • 6-6 • Jr.
Zaragoza, Spain
IES Joaquim Blume

**#21 Talayah Walker**

(ta-LAY-ah)
G • 5-10 • So.
Odenton, Md.
Penn State/Our Lady of Good Counsel (Pa.)

**#22 Inés Noguero**

(e-nez no-RAY-doh)
G • 5-11 • Sr.
Gijón, Spain
Joaquim Blume

**#23 La'Nya Foster**

G • 5-10 • Jr.
Riverdale, Ga.
Austin Peay/Lovejoy HS (Ga.)

**#32 D'Asia Thomas-Harris**

G/F • 6-2 • Jr.
Katy, Texas
Houston Christian (Texas)

**#33 Savannah Samuel**

G • 6-1 • 5th
Woodstock, Ga.
Boston College/St. Francis HS (Ga.)

**Karen Blair**

Head Coach
First Season

**Marsha Frese**

Assistant Coach
First Season

**Chris Meadows, Sr.**


Assistant Coach
First Season

**Ben Kantor**

Assistant Coach
First Season

**Morgan Williams**

Assistant Coach
First Season

**Caleb Currier**

Assistant Coach/Director of
Recruiting Operations
Fourth Season