



GAME NOTES

#6 Duke Blue Devils (11-1, 0-0 ACC) vs. Georgia Tech Yellow Jackets (9-4, 0-0 ACC)

Game #13 • Home Game #7 • Wednesday, Dec. 31 • 4:00 p.m. ET

Cameron Indoor Stadium (9,314) • Durham, N.C.

TV: ACC Network

Radio: Blue Devil Sports Network from LEARFIELD



SCHEDULE & RESULTS

Date	AP Rank	Duke	Opp	Opponent	TV	Time (ET)
O 21	6	-	-	UCF EXHIBITION	ACCNX	W, 96-71
O 26	6	18	-	at Tennessee EXHIBITION	ESPN2	W, 83-76

NOVEMBER (8-0)						
N 4	6	RV	-	vs. Texas - 1	ESPN	W, 75-60
N 8	6	-	-	Western Carolina	The CW	W, 95-54
N 11	4	-	-	at Army West Point	CBSSN	W, 114-59
N 14	4	-	-	Indiana State	ACCN	W, 100-62
N 18	5	24	-	vs. Kansas - 2	ESPN	W, 78-66
N 21	5	-	-	Niagara	ACCN	W, 100-42
N 23	5	-	-	Howard	ACCN	W, 93-56
N 27	4	22	-	vs. Arkansas - 3	CBS	W, 80-71

DECEMBER (3-1)						
D 2	4	15	-	Florida - 4	ESPN	W, 67-66
D 6	4	7	-	at Michigan State	FOX	W, 66-60
D 16	3	-	-	Lipscomb	ACCN	W, 97-73
D 20	3	19	-	vs. Texas Tech - 5	ESPN	L, 81-82
D 31	6	-	-	Georgia Tech *	ACCN	4 p.m.

JANUARY (0-0)						
J 3	6	-	-	at Florida State *	CBS	3:45 p.m.
J 6	-	-	-	at Louisville *	ESPN	7 p.m.
J 10	-	-	-	SMU *	ESPN	2 p.m.
J 14	-	-	-	at California *	ACCN	11 p.m.
J 17	-	-	-	at Stanford *	ACCN	6 p.m.
J 24	-	-	-	Wake Forest *	The CW	5:45 p.m.
J 26	-	-	-	Louisville *	ESPN	7 p.m.
J 31	-	-	-	at Virginia Tech *	ESPN	12 p.m.

FEBRUARY (0-0)						
F 3	-	-	-	Boston College *	ACCN	7 p.m.
F 7	-	-	-	at North Carolina *	ESPN	6:30 p.m.
F 10	-	-	-	at Pittsburgh *	ESPN/2	9 p.m.
F 14	-	-	-	Clemson *	ESPN	12 p.m.
F 16	-	-	-	Syracuse *	ESPN	7 p.m.
F 21	-	-	-	vs. Michigan - 6	ESPN	6:30 p.m.
F 24	-	-	-	at Notre Dame *	ESPN/2	7 p.m.
F 28	-	-	-	Virginia *	ESPN/2	12 p.m.

MARCH (0-0)						
M 2	-	-	-	at NC State *	ESPN	7 p.m.
M 7	-	-	-	North Carolina *	ESPN	6:30 p.m.
M 10-14	-	-	-	ACC Tournament - 7	TBD	TBD

Duke/opponent AP ranking at time of game | * ACC game

1 - Dick Vitale Invitational (Spectrum Center; Charlotte, N.C.)

2 - State Farm Champions Classic (Madison Square Garden; New York, NY)

3 - CBS Sports Thanksgiving Classic (United Center; Chicago, Ill.)

4 - ACC/SEC Challenge (Cameron Indoor Stadium; Durham, N.C.)

5 - SentinelOne Classic (Madison Square Garden; New York, NY)

6 - Duel in the District (Capital One Arena; Washington, D.C.)

7 - ACC Tournament (Spectrum Center; Charlotte, N.C.)

DUKE TEAM LEADERS

Scoring	23.3	Cameron Boozier
Rebounds	10.0	Cameron Boozier
Assists	4.0	Cameron Boozier
Steals	1.7	Cameron Boozier
Blocks	1.5	Patrick Ngongba
Field Goals	97	Cameron Boozier
Field Goal Pct.	.750	Maliq Brown
3-Point Field Goals	26	Isaiah Evans
3-Point Field Goals Pct.	.410	Caleb Foster
Free Throws	69	Cameron Boozier
Free Throw Pct.	.848	Isaiah Evans

BROADCAST INFORMATION

TV	ACC Network	Radio	Blue Devil Sports Net.
Play-by-Play	Jay Alter	Play-by-Play	Chris Edwards
Analyst	Randolph Childress	Analyst	John Roth
Producer	Will Black	Engineer	John Rose
		In Durham	96.5 FM
		SiriusXM	160 or 193 & SiriusXM app

DUKE COMMUNICATIONS

Executive Director of Communications: Kyle Serba

» kyle.serba@duke.edu // C: 919-519-7116 // O: 919-668-1712

Assistant Director of Communications: Henry Skutt

» henry.skutt@duke.edu // C: 984-287-9011 // O: 919-668-4393

STARTING FIVE - PREVIOUS GAME

	GP/GS	PPG	RPG	APG	FG%	3FG%	FT%	MPG
Caleb Foster #1 G • 6-5 • 205 • Jr. Harrisburg, N.C. Notre Dame HS (Calif.)	12/12	9.0	3.7	2.7	.457	.410	.621	25.3
LAST GAME: 8 points, 3 rebounds and 1 assist in 26 minutes vs. Texas Tech (12/20) <ul style="list-style-type: none">• In third season at Duke as the longest tenured Blue Devil with 77 games played and 34 starts.• Scored a career-high 18 points with four 3-pointers against Michigan State in the 2023 Champions Classic.• Recorded season-high 15 points and career-best eight assists in 80-71 win over No. 22 Arkansas (Nov. 27).								
Isaiah Evans #3 G/F • 6-6 • 180 • So. Fayetteville, N.C. North Mecklenburg HS	12/12	11.8	3.3	1.7	.393	.338	.848	25.9
LAST GAME: 4 points, 5 rebounds and 1 assist in 29 minutes vs. Texas Tech (12/20) <ul style="list-style-type: none">• Shot team-best 41.6% from 3-point range (62-of-149), averaging 6.8 points per game in 2024-25.• Scored a career-high 23 points with four 3-pointers vs. Texas (Nov. 4).• Tallied a career-best five blocked shots and drained game-winning 3-pointer vs. No. 15 Florida (Dec. 2).								
Nikolas Khamenia #14 G/F • 6-8 • 215 • Fr. Los Angeles, Calif. Harvard-Westlake HS	12/4	6.2	3.9	1.7	.431	.366	.563	20.6
LAST GAME: 8 points in 18 minutes vs. Texas Tech (12/20) <ul style="list-style-type: none">• Helped Harvard-Westlake to back-to-back state championships and 97 wins in three seasons.• Earned first college start against No. 15 Florida (Dec. 2).• Collected 10 points and season-best nine rebounds in second start at No. 7 Michigan State (Dec. 6).								
Cameron Boozier #12 F • 6-9 • 250 • Fr. Miami, Fla. Columbus HS	12/12	23.3	10.0	4.0	.567	.333	.767	30.7
LAST GAME: 23 points, 8 rebounds, 7 assists, 2 steals and 1 block in 36 minutes vs. Texas Tech (12/20) <ul style="list-style-type: none">• Three-time ACC Player of the Week (N17, D1, D8); four-time ACC Rookie of the Week (N17, N24, D1, D8).• Collected 35 points, nine rebounds, three assists and two steals in win over No. 22 Arkansas (Nov. 27).• Leads nation in scoring (23.3 ppg), ranks 17th in rebounding (10.0 rpg) and 13th in double-doubles (6).								
Patrick Ngongba II #21 C • 6-11 • 250 • So. Manassas, Va. St. Paul VI HS	12/12	11.1	6.5	2.3	.649	.267	.688	23.9
LAST GAME: 4 points, 4 rebounds, 4 assists and 1 steal in 20 minutes vs. Texas Tech (12/20) <ul style="list-style-type: none">• Scored a career-high 17 points against Niagara (Nov. 21), while grabbing eight rebounds.• Recorded 11 points, five rebounds, five assists and five blocked shots versus No. 15 Florida (Dec. 2).• Ranks sixth in the ACC with 1.5 blocked shots per game.								

HEAD COACHES

Duke	Jon Scheyer (Duke '10)
Career Record / at Duke	100-23 (4th) / same
vs. Georgia Tech	4-1
Georgia Tech	Damon Stoudamire (Arizona, '95)
Career Record / at School	104-116 (8th) / 40-39 (3rd)
vs. Duke	1-3

DUKE RECORDS

	Overall	Non-Conf.	ACC
Record	11-1	11-1	--
Streak	L1	L1	W7
Home (Streak)	6-0 (W23)	6-0 (W19)	-- (W10)
Road (Streak)	2-0 (W5)	2-0 (W3)	-- (W3)
Neutral (Streak)	3-1 (L1)	3-1 (L1)	--
Overtime	--	--	--

NEED TO KNOW

- » No. 6 Duke begins ACC action on Wednesday, Dec. 31, against Georgia Tech in Durham.
- » Duke is 53-19 in ACC openers, and 60-12 in ACC home-openers.
- » The Blue Devils have won 18 consecutive ACC home-openers, dating back to 2006-07.
- » The Blue Devils are fourth in the nation in field goal percentage defense (.362), seventh in scoring margin (+24.6) and ninth in scoring defense (62.6) - all tops in the ACC.
- » On the glass, Duke ranks 19th in the country in rebounding (42.2 rpg), 11th in defensive rebounding (30.1) and 17th in rebound margin (+10.5 - best in ACC).
- » In their first 12 games, the Blue Devils secured four top-25 victories with wins over No. 7 Michigan State, No. 15 Florida, No. 22 Arkansas and No. 25 Kansas.
- » Duke is third in the NET rankings and is tied for the most Quad 1 wins (4).
- » Duke is one of only five teams in the country to rank 13th or better in both offensive (124.1, 13th) and defensive (92.5, 5th) efficiency. (KenPom)
- » **Maliq Brown** (pictured) equalled his career high with five steals versus Texas Tech (Dec. 20), while adding seven points, five rebounds and a blocked shot.
- » Brown, who has played in 99 games during his college career at Syracuse and Duke, is the national leader in 2-point field goal percentage (88.9%, 32-of-36).
- » **Cameron Boozier**, the nation's leading scorer (23.3 ppg), is the only Division I player in the last 30 seasons to collect at least 250 points, 100 rebounds and 40 assists through his first 11 career games. (OptaSTATS)
- » **Isaiah Evans** has drained three or more 3-pointers in six games this season. Duke is 17-0 the past two seasons when the sophomore sharp-shooter hits three or more triples.
- » **Caleb Foster** is the longest tenured Blue Devil with 77 games played and 34 starts.
- » On Dec. 16, **Jon Scheyer** broke the ACC record for the fastest coach to 100 wins (122 games), exceeding the standard set by Duke's Vic Bubas in 1964 (128 games).
- » Duke's 11-0 start was the best open to a season since the 2017-18 campaign.



ROSTER INFORMATION									
Numerical									
No.	Name	Pos.	Ht.	Wt.	Year	Exp.	Hometown	High School	Previous College
1	Caleb Foster	G	6-5	205	Jr.	2L	Harrisburg, N.C.	Notre Dame (Calif.)	
2	Cayden Boozer	G	6-4	205	Fr.	HS	Miami, Fla.	Columbus	
3	Isaiah Evans	G/F	6-6	180	So.	1L	Fayetteville, N.C.	North Mecklenburg	
5	Sebastian Wilkins	G/F	6-8	220	Fr.	HS	Boston, Mass.	Brewster Academy	
6	Maliq Brown	mah-LEEK	F	6-9	Sr.	1L	Culpeper, Va.	Blue Ridge	Syracuse
7	Dame Sarr	DAH-may sahr	G/F	6-8	Fr.	INT	Oderzo, Italy	FC Barcelona*	
8	Darren Harris	G/F	6-5	195	So.	1L	Herndon, Va.	St. Paul VI	
12	Cameron Boozer	F	6-9	250	Fr.	HS	Miami, Fla.	Columbus	
13	Cameron Sheffield	G/F	6-6	205	Gr.	1L	Alpharetta, Ga.	Chattahoochee	Rice
14	Nikolas Khamenia	hah-MEN-yuh	G/F	6-8	Fr.	HS	Los Angeles, Calif.	Harvard-Westlake	
15	Ifeanyi Ufochukwu	E-fine oo-foo-CHOO-koo	C	6-11	Gr.	TR	Benin City, Nigeria	Covenant Day School	Rice
20	Jack Scott	G/F	6-6	220	Sr.	TR	Colorado Springs, Colo.	Hun School	Princeton
21	Patrick Ngongba II	GUNG-buh	C	6-11	So.	1L	Manassas, Va.	St. Paul VI	
Alphabetical									
No.	Name	Pos.	Ht.	Wt.	Year	Exp.	Hometown	High School	Previous College
12	Cameron Boozer	F	6-9	250	Fr.	HS	Miami, Fla.	Columbus	
2	Cayden Boozer	G	6-4	205	Fr.	HS	Miami, Fla.	Columbus	
6	Maliq Brown	mah-LEEK	F	6-9	Sr.	1L	Culpeper, Va.	Blue Ridge	Syracuse
3	Isaiah Evans	G/F	6-6	180	So.	1L	Fayetteville, N.C.	North Mecklenburg	
1	Caleb Foster	G	6-5	205	Jr.	2L	Harrisburg, N.C.	Notre Dame (Calif.)	
8	Darren Harris	G/F	6-5	195	So.	1L	Herndon, Va.	St. Paul VI	
14	Nikolas Khamenia	hah-MEN-yuh	G/F	6-8	Fr.	HS	Los Angeles, Calif.	Harvard-Westlake	
21	Patrick Ngongba II	GUNG-buh	C	6-11	So.	1L	Manassas, Va.	St. Paul VI	
7	Dame Sarr	DAH-may sahr	G/F	6-8	Fr.	INT	Oderzo, Italy	FC Barcelona*	
20	Jack Scott	G/F	6-6	220	Sr.	TR	Colorado Springs, Colo.	Hun School	Princeton
13	Cameron Sheffield	G/F	6-6	205	Gr.	1L	Alpharetta, Ga.	Chattahoochee	Rice
15	Ifeanyi Ufochukwu	E-fine oo-foo-CHOO-koo	C	6-11	Gr.	TR	Benin City, Nigeria	Covenant Day School	Rice
5	Sebastian Wilkins	G/F	6-8	220	Fr.	HS	Boston, Mass.	Brewster Academy	
* previous team									
On-Court Coaching Staff									
Name		Position		Years at Duke		Years in Current Position		Alma Mater	
Jon Scheyer		SHY-er		Head Coach		4th		Duke '10	
Chris Carrawell				Associate Head Coach		5th		Duke '00	
Emanuel Dildy				Associate Head Coach		1st		Eastern Illinois '05	
Evan Bradbs				Assistant Coach		1st		Belmont '17	
Tyler Thornton				Assistant Coach		1st		Duke '14	
Jayce McCain				Player Development Specialist		1st		Cal State San Marcos '23	

ROSTER BREAKDOWNS	
By Class	
Graduate Student (2)	Sheffield, Ufochukwu
Senior (2)	Brown, Scott
Junior (1)	Foster
Sophomore (3)	Evans, Harris, Ngongba
Freshman (5)	Cam. Boozer, Cay. Boozer, Khamenia, Sarr, Wilkins
By Height (AVERAGE HEIGHT: 6-7)	
6-11 (2)	Ngongba, Ufochukwu
6-9 (2)	Cam. Boozer, Brown
6-8 (3)	Khamenia, Sarr, Wilkins
6-6 (3)	Evans, Scott, Sheffield
6-5 (2)	Foster, Harris
6-4 (1)	Cay. Boozer
By State	
California (1)	Nikolas Khamenia (Los Angeles)
Colorado (1)	Jack Scott (Colorado Springs)
Florida (2)	Cameron Boozer (Miami) Cayden Boozer (Miami)
Georgia (1)	Cameron Sheffield (Alpharetta)
Massachusetts (1)	Sebastian Wilkins (Boston)
North Carolina (2)	Caleb Foster (Harrisburg) Isaiah Evans (Fayetteville)
Virginia (3)	Maliq Brown (Culpeper) Darren Harris (Herndon) Patrick Ngongba II (Manassas)
International (2)	Dame Sarr (Oderzo, Italy) Ifeanyi Ufochukwu (Benin City, Nigeria)

DUKE QUICK FACTS	
University	
Founded	1838 as Trinity College
Enrollment (undergraduate)	6,789
President	Dr. Vincent Price (Santa Clara '79)
Vice President/Director of Athletics	Nina King (Notre Dame '00)
Basketball History	
Seasons of Basketball	121st in 2025-26
First Season	1905-06
NCAA Tournament Appearances	47
Record	126-42 (.750)
Last Appearance (Round)	2025 (Final Four)
NCAA Final Four Appearances (last)	18 (2025)
National Championships (five)	1991, 1992, 2001, 2010, 2015
NIT Appearances (last)	4 (1981)
ACC Championships (last)	23 (2025)
Cameron Indoor Stadium	
Inaugural Game	January 6, 1940
Capacity	9,314
Consecutive Sellouts	547 (Nov. 26, 1990-present)
Undefeated Seasons (Last)	20 (2024-25)
Team Information	
2024-25 Record	35-4
Home	17-0
Away	10-1
Neutral	8-3
ACC Record	19-1
Home	10-0
Away	9-1
Finish	1st
Tournament	Champion
AP / USA Today Final Ranking	3 / 3
Starters Returning/Lost (entering 2025-26)	0 / 5
Letterwinners Returning/Lost (entering 2025-26)	6 / 9
Newcomers for 2025-26	7
Freshmen	5
Transfers	2

DUKE RECORD BY STARTING LINEUP	
Foster, Evans, Khamenia, Cam. Boozer, Ngongba	> 3-1
Foster, Evans, Sarr, Cam. Boozer, Ngongba	8-0
> Most recent lineup	

DUKE BY THE NUMBERS	
Seasons of Men's Basketball	121st in 2025-26
Total Games	3,280
Duke all-time record	2,346-934 (.715)
Duke all-time ACC record (regular season only)	738-352 (.677)
Duke record at Cameron Indoor Stadium	984-174 (.850)
ACC Championships	23 (last in 2024-25)
NCAA Tournament Appearances	47 (last in 2024-25)
NIT Postseason Appearances	5 (last in 1980-81)
20+ Win Seasons	59 (last in 2024-25)
30+ Win Seasons	17 (last in 2024-25)
AP Top 10 Finishes	40 (last in 2024-25)
AP No. 1 Finishes	8 (last in 2018-19)
Years Ranked No. 1 in the country (AP only)	25 (last in 2024-25)
Overtime Games	135 (70-65)
Duke 100-Point Games	205 (199-6)
National Players of the Year	16 honors by 12 players (last in 2024-25)
National Defensive Players of the Year	9 honors by 6 players (last in 2005-06)
National Freshman of the Year	9 (last in 2024-25)
All-American Honors	80 (last in 2024-25)
Academic All-American Honors	20 (last in 2015-16)
ACC Players of the Year	19 (last in 2024-25)
ACC Freshmen of the Year	15 (last in 2024-25)
ACC Defensive Players of the Year	5 (last in 2021-22)

CURRENT OPPONENT: GEORGIA TECH YELLOW JACKETS



Season Stats

#6 Duke (11-1, 0-0 ACC)
Georgia Tech (9-4, 0-0 ACC)

PPG	OPP. PPG	FG%	3FG%	FT%	RPG	APG	BPG	SPG	FOUL
87.2	62.6	.503	.353	.703	42.2	18.6	4.6	7.8	17.0
76.5	70.3	.454	.351	.683	40.8	17.5	4.4	7.2	17.0

NOTES & CONNECTIONS

- » Duke leads the series with Georgia Tech, 80-25, including 19 wins in the last 21 meetings.
- » The Blue Devils and Yellow Jackets last met in the quarterfinals of the 2025 ACC Tournament in Charlotte, N.C., a 78-70 Duke victory.
- » Georgia Tech won five of its first six games and has recovered from a three-game losing skid with four straight victories.
- » The Yellow Jackets rank 40th in the nation in field goal percentage defense (39.5%) and 41st in three-point percentage defense (29.3%).
- » Georgia Tech is positioned 41st nationally in rebounds per game (40.8) and 26th in defensive rebounds per game (28.8).
- » Kowacie Reeves Jr. tops five Yellow Jackets with double-digit scoring averages, posting 15.4 points per outing.
- » Reeves has scored +20 points in four of the last five games.
- » Baye Ndongo averages 12.1 points and 8.1 rebounds per game, while Mouhamed Sylla averages 11.2 points and a team-high 8.4 rebounds per outing with five double-doubles.

THE SERIES

Overall	Duke leads, 80-25
In Durham, N.C.	Duke leads, 39-5
at Cameron Indoor Stadium	Duke leads, 39-5
In Atlanta, Ga.	Duke leads, 31-17
at McCamish Pavilion	Duke leads, 26-15
Neutral Sites	Duke leads, 10-3
Last Meeting	Duke 78, Georgia Tech 70 (Mar. 13, 2025 - ACC Tourn.)

ON THIS DATE: DEC. 31

- » Duke has a 15-3 record on Dec. 31.
- » The Blue Devils have won 11 of their last 12 contests on the final day of the calendar year, including three straight victories (2019, 2022, 2024).
- » Duke last played on Dec. 31 in 2024, an 88-65 conference win over Virginia Tech in Durham.
- » The Blue Devils are 7-0 in home games played on this date.

SERIES FACTS

Overall Streak	W2
Home Streak	W13
Road Streak	W1
Neutral Streak	W6
Last Home Win	84-79 (Jan. 13, 2024)
Last Road Win	82-56 (Dec. 21, 2024)
Last Neutral Win	78-70 (Mar. 13, 2025)
Last Home Loss	68-76 (Mar. 3, 2004)
Last Road Loss	68-72 (Dec. 2, 2023)
Last Neutral Loss	66-69 (Mar. 12, 1993)
Largest Winning Margin	53 (110-57; Jan. 4, 2017)
Largest Losing Margin	11 (3x; last: 63-74; Jan. 10, 2007)
Most Points Scored	110 (110-57; Jan. 4, 2017)
Most Points Allowed	91 (2x; last: 96-91; Jan. 11, 1990)
Fewest Points Scored	16 (16-17; Feb. 15, 1922)
Fewest Points Allowed	17 (16-17; Feb. 15, 1922)
High Scoring Game, Duke	34, Shane Battier (Jan. 20, 2001)
High Scoring Game, Opp.	36, Dennis Scott (Jan. 28, 1990)

NEXT OPPONENT: FLORIDA STATE SEMINOLES

Game #14 • Road Game #3 • Saturday, Jan. 3 • **#6 Duke at Florida State** • 3:45 p.m. ET • Tallahassee, Fla. • Tucker Center • TV: CBS

Season Stats

#6 Duke (11-1, 0-0 ACC)
Florida State (7-6, 0-0 ACC)

PPG	OPP. PPG	FG%	3FG%	FT%	RPG	APG	BPG	SPG	FOUL
87.2	62.6	.503	.353	.703	42.2	18.6	4.6	7.8	17.0
85.0	78.3	.422	.314	.715	38.7	16.2	3.9	9.8	20.3

NOTES & CONNECTIONS

- » Duke is 45-11 all-time versus Florida State, with the teams splitting the last four games at the Tucker Center since 2017.
- » Duke has won nine of the last 10 and 13 of the last 15 in the series, including last season's 100-65 win in Durham (Mar. 1).
- » The last time Duke visited FSU, on Feb. 17, 2024, Jared McCain set a Duke freshman record with eight three-pointers and tied the Duke freshman record (at the time) with 35 points.
- » Two-time NBA champion (as Warriors' player development coach) and former FSU player Luke Loucks was named Florida State's head coach on March 9, 2025.
- » FSU ranks second in the nation in 3-point shots per game (36.2), eighth in turnovers forced per game (17.5) and 11th in offensive rebounds per game (14.6) - all tops in the ACC.
- » Robert McCray V leads the ACC and ranks third nationally with 92 assists (7.1 per game), and tops the Seminoles in scoring with 13.5 points per contest.
- » Alex Steen is 10th in the nation with an ACC-best 4.0 offensive rebounds per game.

THE SERIES

Overall	Duke leads, 45-11
In Durham, N.C.	Duke leads, 25-2
at Cameron Indoor Stadium	Duke leads, 25-2
In Tallahassee, Fla.	Duke leads, 17-8
at Tucker Center	Duke leads, 17-8
Neutral Sites	Duke leads, 2-1
Last Meeting	@Duke 100, FSU 65 (Mar. 1, 2025)

ON THIS DATE: JAN. 3

- » Duke has an 18-7 record on Jan. 3.
- » The Blue Devils have won five straight, nine of their last 10, and 17 of their last 20 contests played on this date.
- » Duke last played on Jan. 3 in 2015, an 85-62 triumph over Boston College at Cameron Indoor Stadium.
- » The Blue Devils faced Florida State on this date in 1955, with Duke defeating the Seminoles, 97-75, in Durham under head coach Harold Bradley.

SERIES FACTS

Overall Streak	W4
Home Streak	W8
Road Streak	W1
Neutral Streak	W1
Last Home Win	March 1, 2025 (100-65)
Last Road Win	Feb. 17, 2024 (76-67)
Last Neutral Win	March 16, 2019 (73-63)
Last Home Loss	Jan. 21, 2012 (73-76)
Last Road Loss	Jan. 18, 2022 (78-79 or)
Last Neutral Loss	March 10, 2012 (59-62)
Largest Winning Margin	42 (Feb. 4, 2001; 100-58)
Largest Losing Margin	16 (Jan. 10, 2017; 72-88)
Most Points Scored	106 (Jan. 22, 1994; 106-79)
Most Points Allowed	96 (Feb. 4, 2006; 97-96)
Fewest Points Scored	56 (Jan. 29, 2004; 56-49)
Fewest Points Allowed	49 (2x, last Jan. 29, 2004; 56-49)
High Scoring Game, Duke	36 by JJ Redick (Feb. 4, 2006)
High Scoring Game, Opponent	37 by Al Thornton (Feb. 4, 2006)

DUKE VERSUS THE ACC

		Overall			Home			Away			Neutral			Unknown Venue			Cameron Indoor			ACC Regular Season			ACC Tournament			Last 10	
	Membership	W	L	Pct.	W	L	Pct.	W	L	Pct.	W	L	Pct.	W	L	Pct.	W	L	Pct.	W	L	Pct.	W	L	Pct.	Strk	10
Boston College	2005-present	30	3	.909	14	0	1.000	12	2	.857	4	1	.800	-	-	-	14	0	1.000	23	2	.920	3	0	1.000	W10	10-0
California	2024-present	3	2	.600	1	0	1.000	0	1	.000	2	1	.667	-	-	-	1	0	1.000	1	0	1.000	-	-	-	W3	3-2
Clemson	1953-present	115	34	.772	66	4	.943	39	26	.600	10	4	.714	-	-	-	63	4	.940	96	28	.774	7	4	.636	L1	7-3
Florida State	1991-present	45	11	.804	25	2	.926	17	8	.680	2	1	.667	1	0	1.000	25	2	.926	41	10	.804	2	1	.667	W4	9-1
Georgia Tech	1979-present	80	25	.762	39	5	.886	31	17	.646	10	3	.769	-	-	-	39	5	.886	59	18	.766	8	3	.727	W3	8-2
Louisville	2014-present	17	9	.654	5	3	.625	6	4	.600	6	2	.750	-	-	-	5	3	.625	9	5	.643	3	0	1.000	W7	7-3
Miami	2004-present	28	10	.737	13	3	.813	11	7	.611	4	0	1.000	-	-	-	13	3	.813	20	9	.690	4	0	1.000	W4	7-3
North Carolina	1953-present	120	145	.453	57	52	.523	40	65	.381	23	28	.451	-	-	-	48	40	.545	67	77	.465	15	9	.625	W3	6-4
NC State	1953-present	153	105	.593	68	30	.694	49	44	.527	23	19	.548	13	12	.520	55	26	.679	78	51	.605	17	10	.630	W1	6-4
Notre Dame	2013-present	32	8	.800	12	2	.857	9	4	.692	11	2	.846	-	-	-	12	2	.857	11	4	.733	2	2	.500	W5	9-1
Pittsburgh	2013-present	18	9	.667	8	4	.667	8	4	.667	2	1	.667	-	-	-	8	3	.727	11	3	.786	1	0	1.000	W1	8-2
SMU	2024-present	4	1	.800	1	0	1.000	2	0	1.000	1	1	.500	-	-	-	1	0	1.000	1	0	1.000	-	-	-	W2	4-1
Stanford	2024-present	2	2	.500	1	0	1.000	-	-	-	1	2	.333	-	-	-	1	0	1.000	1	0	1.000	-	-	-	W2	2-2
Syracuse	2013-present	17	6	.739	6	2	.750	6	2	.750	5	2	.714	-	-	-	6	2	.750	12	4	.750	2	0	1.000	W10	10-0
Virginia	1953-present	126	54	.700	60	11	.845	44	36	.550	22	6	.786	0	1	.000	55	10	.846	90	36	.714	16	4	.800	W3	7-3
Virginia Tech	2004-present	54	13	.806	24	1	.960	14	9	.609	12	2	.857	4	1	.800	20	1	.952	21	8	.724	2	1	.667	W3	7-3
Wake Forest	1953-present	182	81	.692	83	18	.822	53	42	.558	33	9	.786	13	12	.520	68	16	.810	93	47	.664	14	4	.778	W2	8-2
Totals vs. current members		1,026	518	.665	483	137	.779	341	271	.557	171	84	.671	31	26	.544	434	117	.788								
Maryland	1953-2014	114	63	.644	56	16	.778	41	35	.539	16	10	.615	1	2	.333	54	14	.794	79	41	.658	11	8	.579		
South Carolina	1953-1971	57	20	.740	27	5	.844	14	11	.560	9	3	.750	7	1	.875	21	4	.840	25	9	.735	6	1	.857		
Totals vs. all-time members																			738	352	.677	113	47	.706			

DUKE GAME NOTES

Last Time Out

- » Duke dropped its first contest of the season with an 82-81 defeat to No. 19 Texas Tech at Madison Square Garden on Saturday night.
- » **Cameron Boozer** led the Blue Devils with 23 points, eight rebounds and a season-best seven assists in the loss. **Cayden Boozer** also scored in double-figures with 13 points.
- » **Dame Sarr** made three triples in the first half, matching his career high for three-pointers in a game.
- » **Maliq Brown** swiped five steals, matching his career high and setting a new personal benchmark for the season..
- » Texas Tech became the first Duke opponent to shoot better than 50 percent from the field this season, finishing the game 32-of-58 (.552).
- » Texas Tech entered the contest leading the Big 12 in three-pointers made per game (11.0), which ranked 11th nationally. The Blue Devils' defense limited the Red Raiders to seven triples on 22 attempts from distance.
- » Texas Tech began the game averaging 83.6 points per game, but was held under its season average with 82. The Blue Devils have held each opponent this season under their respective scoring average.
- » Duke was out-rebounded, 30-29. The Blue Devils have finished with a negative margin on the glass just three times this season.

Blue Devils Efficient at Both Ends of the Floor

- » Duke is one of just five teams ranked in the top-13 nationally in both offensive efficiency (124.1, 13th) and defensive efficiency (92.5, 5th) ratings, according to KenPom.com.
- » The Blue Devils are the nation's No. 6 rated team, according to KenPom, with an overall rating of 31.59. (through games played on Dec. 28)
- » The 2024-25 Blue Devils achieved the best offensive efficiency rating (130.1) in the history of KenPom (since 1996-97 season).
- » In 2024-25, Duke registered the second-highest overall rating (39.29) in KenPom history, trailing only the 1998-99 Duke Blue Devils (43.01).
- » Last season, Duke was the only team in the country ranked among the top-five in both offensive (130.1, 1st) and defensive (90.8, 5th) adjusted efficiency (KenPom).

Pace of Play

- » Duke's offense is playing at a faster pace this season than any prior campaign under head coach **Jon Scheyer**, according to KenPom.com.
- » The Blue Devils' average length of possession on offense is 15.2 seconds, which is the 21st quickest use of time nationally.
- » In comparison, Duke's average length of offensive possession was 17.1 seconds in 2024-25, 17.5 in 2023-24 and 18.7 in 2022-23.
- » Duke maximizes its 15.2 seconds with an effective field goal percentage (58.6%) that ranks 13th in the country and a two-point field goal percentage (63.5%) that's third nationally.
- » On the other end of the floor, Duke's defense is forcing opponents to use 18.7 seconds per possession, which is 10th-highest in the country.
- » The greater use of time has not yielded improved results for Duke opponents, as the Blue Devils' effective field goal percentage defense (42.1%) is fifth-best in the nation.

Tracking Blue Devil Deflections

- » Through 12 games, the Blue Devils have accumulated 252 deflections, an average of 21.0 per game.
- » Duke amassed a season-best 32 deflections versus Niagara (Nov. 21), topping the previous high of 30 against Indiana State (Nov. 14).
- » **Maliq Brown**, described as a "defensive menace" by head coach **Jon Scheyer**, tops Duke with 74 deflections (6.2 avg.).
- » Brown, who was selected to the 2023-24 ACC All-Defensive Team after leading the league with 71 steals as a sophomore at Syracuse, recorded 12 deflections against Niagara (Nov. 21), the most by a Blue Devil this season.

Strength of Schedule

- » Duke's 2025-26 non-conference lineup features eight opponents that reached the NCAA Tournament a year ago: Texas (Nov. 4; Charlotte, N.C.), Kansas (Nov. 18; New York, N.Y.), Arkansas (Nov. 27; Chicago), Florida (Dec. 2; Durham), Michigan State (Dec. 6; East Lansing, Mich.), Lipscomb (Dec. 16; Durham), Texas Tech (Dec. 20; New York, N.Y.) and Michigan (Feb. 21; Washington, D.C.). Of those teams, five advanced to the Sweet 16, with three reaching the Elite Eight.
- » The Blue Devils play 10 games against teams ranked in ESPN's preseason top 25 - No. 2 Florida, No. 6 Louisville (twice), No. 8 Michigan, No. 11 Texas Tech, No. 12 Arkansas, No. 22 Kansas, No. 24 NC State and No. 25 North Carolina (twice).
- » Duke has secured top-25 victories over No. 7 Michigan State, No. 15 Florida, No. 22 Arkansas and No. 25 Kansas.

Cameron Boozer's Historical Start

- » **Cameron Boozer** is the first Duke freshman to score 35 points or more twice - amassing 35 points versus Indiana State (Nov. 14) and tallying 35 points again versus Arkansas (Nov. 27).
- » The freshman forward became the first NCAA Division I or NBA player in the last 30 seasons to have an eight-game span with more than 175 points, 75 rebounds and 25 assists, 10 or fewer turnovers, and an undefeated record - doing so in Duke's first eight games. (OptaSTATS)
- » Boozer became the first ACC player with at least 100 points, 50 rebounds and 20 assists in a five-game span since Craig Smith of Boston College in March 2006. The freshman forward accomplished that standard in his first five college contests. (Nov. 19)
- » Boozer is the only Division I player in the last 30 seasons to collect at least 250 points, 100 rebounds and 40 assists through his first 11 career games. (Dec. 17; OptaSTATS)
- » Boozer amassed 35 points, 12 rebounds, five assists, three steals and three blocks, connecting on 13-of-16 field goals in a win over Indiana State on Nov. 14, becoming the first major conference freshman to reach 30 points, 10 rebounds and five assists with no more than one turnover since Syracuse's Carmelo Anthony in 2003 (ESPN), and joined **Zion Williamson** (2019) and **Christian Laettner** (1990) as the third Duke player in the past 45 years to score at least 35 points in a double-double performance.
- » The Miami native has amassed 25 points or more in six out of 12 games, including 35 points against No. 22 Arkansas and 29 points versus No. 15 Florida.
- » Boozer has been voted ACC Player of the Week three times (Nov. 17, Dec. 1, Dec. 8) and ACC Rookie of the Week four times (Nov. 17, Nov. 24, Dec. 1, Dec. 8).
- » The freshman forward currently leads the nation in scoring with 23.3 points per game, ranks 17th nationally with 10.0 rebounds per contest and sits 14th with six double-doubles.

The Blue Devils Have Won 85% of Games at Cameron Indoor Stadium

- » Duke has posted an all-time record of 984-174 (.850) at Cameron Indoor Stadium, including a 54-3 (.947) record under head coach **Jon Scheyer** with unblemished home records in 2022-23 (16-0) and 2024-25 (17-0).
- » The Blue Devils have won 23 consecutive home games.
- » Duke has won more games at its current home venue than any team in college basketball.
- » Now in its 87th season as the home of the Blue Devils, Duke has averaged 11.1 wins since the venue opened Jan. 6, 1940 -- a 36-27 win over Princeton.

Sellout Streak Still Staying Strong

- » Duke has sold out 547 consecutive games at Cameron Indoor Stadium. The last time Duke did not have a sellout at home was on Nov. 16, 1990, against Boston College.
- » The sellout figure is the longest current streak (by time) in either men's college basketball or the NBA.
- » Duke's record at Cameron during the sellout streak is 498-49 (.910).

Other Notables

- » Duke has a record of 58-2 (.967) when committing 15 or fewer fouls under head coach **Jon Scheyer**, compared to 42-21 (.667) when the Blue Devils have 16 or more fouls. (@EvanMiya)
- » **Maliq Brown** is the national leader in 2-point field goal percentage (88.9%), having made 32-of-36 shots inside the arc.
- » The 55-point margin of victory over Army West Point (Nov. 11) was Duke's largest road win in program history.

MOST WINS AT CURRENT HOME VENUE NCAA				
Rk	Team (Venue)	W	L	Pct. Opened
1.	Duke (Cameron Indoor)	984	174	.850 1940
2.	Kansas (Allen Fieldhouse)	880	122	.879 1955
3.	Oklahoma State (Gallagher-Iba)	879	264	.768 1938
4.	Penn (The Palestra)	875	425	.673 1927
5.	Vanderbilt (Memorial Gym)	830	266	.757 1952
6.	UCLA (Pauley Pavilion)	821	136	.857 1965
Through games played on 12/28 based on available data				
DUKE ALL-TIME AT CAMERON INDOOR STADIUM				
Overall Record		984	174	.850
ACC regular-season games		434	111	.796
Non-conference games		463	41	.918
When ranked in AP Top 25		678	68	.909

Scheyer Continues to Make History

- » Duke men's basketball head coach **Jon Scheyer** continues to add historic milestones to his résumé.
- » In his fourth season as a head coach, Scheyer became the fastest head coach to win 100 games in ACC history and the second-fastest Division I head coach to reach 100 victories in the last 45 years.
- » When Duke defeated Lipscomb, 97-73, on Dec. 16, Scheyer hit the century mark in just 122 games.
- » Scheyer broke the ACC record for the fastest head coach to reach 100 career victories by exceeding Duke's Vic Bubas, who achieved the mark in 128 games in 1964.
- » Scheyer compiled an 89-22 record (.802) in his first three seasons at the helm, establishing new benchmarks in conference and national history.
- » Scheyer's 89 victories surpassed the standard set by Bill Guthridge (80, North Carolina, 1997-2000) for the most wins by an ACC coach in their first three seasons and tied Brad Underwood and Brad Stevens for the most by any Division I men's basketball head coach over that span.
- » Scheyer also became the first coach in conference history to win two ACC Tournament championships within his first three seasons.
- » During the 2022-23 campaign, Scheyer became the first coach in the conference's storied history to post an undefeated home record in a debut season and the first to lead a team to an ACC title as both a player (2009, 2010) and as a head coach (2023).
- » In 2024-25, Scheyer guided the Blue Devils to one of the most dominant seasons in program history and the school's 18th Final Four appearance, becoming the youngest head coach to reach the Final Four since 2011.
- » Under Scheyer, Duke posted a 35-4 overall record in 2024-25, joining a rare group as only the sixth team in school history to notch at least 35 wins and the first in a decade to do so.
- » Ranked inside the AP Top 25 throughout the 2024-25 campaign, Duke spent two weeks at No. 1 and finished the season No. 3 in the final poll, marking the 41st top-10 finish in school history. The Blue Devils closed the year by winning 31 of their final 33 games, riding impressive win streaks of 16 and 15 games, and storming through the NCAA Tournament with an 86.80 points-per-game average - the second-highest by a Duke team in tournament history (min. five games), behind only the 2001 national champions.
- » Scheyer's Blue Devils were a statistical powerhouse, leading the nation in scoring margin (+20.5) and becoming the first team in ACC history to lead the conference in both scoring offense (83.2) and scoring defense (62.8).
- » Duke also tallied 394 made three-pointers, the second-most in program history, while becoming the only Division I team to both average over 80 points per game (83.2) and allow fewer than 63 (62.8).
- » The Blue Devils achieved a KenPom net rating of 39.29, the second-highest in the site's history since 1996-97 - trailing only the 1998-99 Duke squad (43.01).
- » Scheyer, one of four finalists for the 2025 Naismith Coach of the Year award, was honored as the recipient of the 2024-25 John McLendon National Coach of the Year Award (presented by College Insider) and was named NABC South Atlantic District Coach of the Year.
- » The Northbrook, Illinois, native has been integral in the recruiting and development of several young Duke stars since joining the staff in 2013-14, and as head coach has landed the nation's No. 1-ranked recruiting class three times (2022, 2024, 2025) and a No. 2-ranked recruiting class (2023).
- » Duke has signed a top-three recruiting class per ESPN in every season since Scheyer joined the staff, including the No. 1 class seven times in 12 seasons (2014, 2015, 2017, 2018, 2022, 2024, 2025).

FASTEST TO 100 WINS - ACC & NCAA

ACC HISTORY				
Head Coach, School	Games	Record	Year	
Jon Scheyer, Duke	122	100-22	2025	
Vic Bubas, Duke	128	100-28	1964	
Roy Williams, North Carolina	129	100-29	2007	
Skip Prosser, Wake Forest	136	100-36	2007	
Lefty Driesell, Maryland	141	100-41	1974	

NCAA DIVISION I - LAST 45 YEARS

Head Coach, School	Games	Record	Year	
Brad Stevens, Butler	120	100-20	2011	
Jon Scheyer, Duke	122	100-22	2025	
Mark Few, Gonzaga	126	100-26	2003	
Jamie Dixon, Pittsburgh	126	100-26	2007	
Steve Prohm, Murray State	127	100-27	2015	
Mark Fox, Nevada	128	100-28	2008	

AP Poll Streak Extends

- » With the release of the *Associated Press* preseason poll on Oct. 13, Duke was ranked No. 6 -- extending a notable streak.
- » The Blue Devils have now been ranked in the top 10 at least once in 30 consecutive seasons -- the longest active streak nationally. The next closest program is Kansas, which has held a top-10 ranking at some point in each of the last 20 seasons.
- » The No. 6 ranking also marked the 18th consecutive season that the Blue Devils made their debut in the top 10.
- » Duke's current run in the AP top-25 poll is 52 consecutive weeks - the fourth-longest active streak. (as of Dec. 22)

Duke's Three-Point Streak

- » Duke has connected on at least one 3-pointer in 1,276 straight games, the longest streak nationally.
- » It has been more than 35 years since Duke was held without a three-point field goal -- Dec. 30, 1989, versus Hawai'i.

CONSECUTIVE GAMES WITH A 3-POINT FIELD GOAL | ACTIVE

Rk	School	Games	Next Game
1.	Duke	1,276	vs. Georgia Tech (12/31)
2.	UNLV	1,270	vs. LaSierra (12/29)
3.	East Tennessee State	1,204	vs. The Citadel (12/30)

Through games played on 12/28 based on available data

Most-Watched Regular-Season College Basketball Game in More Than 30 Years

- » No. 4 Duke's 80-71 victory over No. 22 Arkansas at the United Center on Thanksgiving Day delivered historic numbers for CBS Sports, becoming the most-watched regular-season college basketball game on any network since the 1992-93 season, according to Nielsen.
- » The "CBS Sports Thanksgiving Classic" averaged 6.813 million viewers, marking the largest regular-season college basketball audience on any network in more than three decades. The previous high came on Feb. 21, 1993, when Purdue faced Indiana on CBS (7.225 million).
- » Viewership for Duke-Arkansas also represented a 32 percent increase from the prior year's Thanksgiving Day game, underscoring the continued national appeal of the Blue Devils and the strength of a marquee holiday broadcast window.

Nearly 75% Winning Percentage in NBA Arenas

- » Duke is a combined 106-36 (.746) all-time in 13 current NBA venues.
- » The Blue Devils have won 36 of their last 46 at NBA venues, including a 3-1 record this year and a 4-1 mark last season.
- » Duke has a 15-7 (.682) record in NBA facilities under head coach **Jon Scheyer**, including an 12-4 (.750) ledger in the past three seasons.
- » During the 2025-26 campaign, the Blue Devils play five regular-season contests at NBA venues - Spectrum Center (Charlotte Hornets) on Nov. 4 vs. Texas, Madison Square Garden (New York Knicks) on Nov. 18 vs. Kansas and Dec. 20 vs. Texas Tech, United Center (Chicago Bulls) on Nov. 27 vs. Arkansas, and Capital One Arena (Washington Wizards) on Feb. 21 vs. Michigan.
- » The ACC Tournament returns to the Spectrum Center, home of the Charlotte Hornets, on March 10-14, 2026.

Duke in Current NBA Arenas

Madison Square Garden	New York	43-19
Spectrum Center	Charlotte	14-1
Barclays Center	Brooklyn	11-1
United Center	Chicago	10-2
Wells Fargo Center	Philadelphia	7-1
Capital One Arena	Washington	7-6
Moda Center	Portland	5-1
Gainbridge Fieldhouse	Indiana	3-1
Chase Center	Golden State	2-0
State Farm Arena	Atlanta	2-1
American Airlines Center	Dallas	1-1
Amway Center	Orlando	1-1
TD Garden	Boston	0-1

Madison Square Garden: Has Seen More Duke Wins Than Any Arena Outside of N.C.

- » The Dec. 20 contest against Texas Tech at Madison Square Garden marked Duke's 62nd game at current MSG, and the Blue Devils are 43-19 (.694) in the venue all-time.
- » Duke has won 10 of its last 12 contests at the World's Most Famous Arena.
- » The Texas Tech game was head coach **Jon Scheyer**'s 29th at MSG as a Duke player, assistant coach and head coach (23-6).
- » Duke is 49-25 in all versions of MSG, dating back to a Jan. 1, 1944, matchup with LIU Brooklyn.
- » Duke has played at least once at MSG in 12 of the last 13 seasons, in 22 of the last 24, and 25 of the last 28.
- » Current MSG has seen the fifth-most Duke wins (43) of any venue in the country, behind only Cameron Indoor Stadium (984), Greensboro Coliseum (102), Reynolds Coliseum in Raleigh (83), and former Duke home venue Card Gym (57).

The 2025-26 Duke Blue Devils

- » Entering the 2025-26 campaign under fourth-year head coach **Jon Scheyer**, Duke returns six players from a squad that finished 35-4 overall last season, capturing the program's 23rd ACC Tournament title, 21st ACC regular-season crown and advancing to its 18th Final Four.
- » The Blue Devils also welcome the nation's No. 1-ranked recruiting class - the seventh top-ranked recruiting class for Duke since Scheyer joined the coaching staff.
- » The Blue Devils are the fourth-tallest team in the country - third among Power-4 programs behind Illinois (79.5") and North Carolina (79.4") - with an average height of 79.4 inches. (KenPom)
- » Duke is one of the youngest teams in the nation with an average of 0.87 years of Division I experience, according to KenPom.com, which ranks 314th out of 365.

Scheyer Announces Three Signees in 2026 Recruiting Class

- » Duke head coach **Jon Scheyer** announced the signing of three players in the Blue Devils' 2026 recruiting class during the NCAA early signing period.
- » The three-player group includes five-star prospects **Cameron Williams**, the No. 3 overall recruit and top-ranked power forward from St. Mary's High School in Phoenix, and **Bryson Howard**, the No. 12 overall prospect and No. 5 small forward from Heritage High School in Frisco, Texas, along with four-star recruit **Maxime Meyer**, ranked 94th overall and 11th among centers nationally from IMG Academy in Bradenton, Florida.
- » Ranked as the fourth-best recruiting class in the country through the early signing period, according to 247Sports, Scheyer has signed a top-three class in each of his 12 seasons on the Duke coaching staff with seven No. 1 classes during that stretch, including in 2022, 2024 and 2025.
- » This represents the third straight recruiting cycle in which Scheyer has secured a top-three prospect.

Duke Adds Three More McDonald's All-Americans

- » Following the announcement of the 2025 McDonald's All-American Game rosters, Duke has signed 95 McDonald's All-Americans all-time -- the most of any NCAA program.
- » The Blue Devils' most recent selections are **Cameron Boozer**, **Cayden Boozer** and **Nikolas Khamenia**.
- » Duke has added at least one McDonald's All-American in 41 consecutive years.

NBA Champion Jayson Tatum Named Chief Basketball Officer

- » Duke men's basketball head coach **Jon Scheyer** announced Tuesday the creation of a groundbreaking new opportunity within the men's basketball program and within college basketball -- Chief Basketball Officer. NBA Champion and former Blue Devil standout **Jayson Tatum** has been named to this first-of-its-kind responsibility.
- » As Chief Basketball Officer, Tatum will volunteer his time as a special advisor to Scheyer and the Duke program, bringing championship-level insight and professional basketball experience to player development, leadership, and life as an elite athlete. Tatum, who starred for the Blue Devils in 2016-17 before launching a decorated NBA career, will leverage the lessons he first learned in Durham to help prepare current Blue Devils for success both on and off the court.
- » The creation of the Chief Basketball Officer signals a bold and innovative step in college basketball. It underscores Duke's deep connection to the NBA while affirming Scheyer's vision for a program that not only develops champions in college, but also prepares players for life and success at the game's highest level. By embedding a player of Tatum's caliber directly into the program, Duke is redefining how alumni can actively shape the future of student-athletes.
- » The appointment of Tatum as Chief Basketball Officer further reinforces the power of The Brotherhood -- Duke's lifelong network of players, coaches, and alumni -- and illustrates how Scheyer is reimagining the college basketball model. For current student-athletes, it offers a rare and invaluable opportunity: direct access to the mindset, standards, and habits required to excel at the game's highest level.

NBA Season Begins with 24 Blue Devils on Opening Day Rosters

- » When the NBA season began on Oct. 21, Duke had 24 members of The Brotherhood on opening-day rosters.
- » The list was compiled from the NBA's official opening-day rosters (including two-way and inactive lists) and includes any Blue Devil that played and finished their college basketball careers at Duke.
- » The Blue Devils have players at a total of 14 different franchises, including trios in Charlotte (**Sion James**, **Kon Knueppel** and **Mason Plumlee**), Dallas (**Cooper Flagg**, **Kyrie Irving** and **Dereck Lively II**), Orlando (**Paolo Banchero**, **Wendell Carter Jr.** and **Tyus Jones**) and Phoenix (**Grayson Allen**, **Khaman Maluach** and **Mark Williams**) along with duos in Atlanta (**Jalen Johnson** and **Luke Kennard**) and Toronto (**RJ Barrett** and **Brandon Ingram**).
- » **Tyrese Proctor** (Cleveland) rounds out Duke's starting five from the 2024-25 Duke roster, with all five making their respective franchises' roster. **Tre Jones** (Chicago) is scheduled to matchup against his brother, Tyus, four times during the regular season. **Jayson Tatum**, recently announced as Duke's Chief Basketball Officer, continues to rehab from his injury suffered during the 2025 NBA Playoffs. In New Orleans, **Zion Williamson** enters his seventh season in the league, while **Gary Trent Jr.** (Milwaukee) and **Marvin Bagley III** (Washington) are each entering their eighth seasons. Former teammates and 2024 NBA Draft picks, **Kyle Filipowski** (Utah) and **Jared McCain** (Philadelphia) are each gearing up for their second year in the NBA.
- » Duke's two dozen NBA players also join a long list of former players, coaches, managers and Duke graduates that serve on NBA coaching staffs or in front office roles for 17 of league's 30 teams, and for the league office. That includes former Hall of Fame head coach **Mike Krzyzewski**, who joined the NBA in the summer of 2024 as a special advisor, 1984 Duke graduate **Adam Silver** (NBA Commissioner), **Grant Hill** (part owner of the Atlanta Hawks), **Elton Brand** (General Manager of the Philadelphia 76ers), **Trajan Landon** (President of Basketball Operations of the Detroit Pistons), **Mike Dunleavy** (General Manager of the Golden State Warriors), **Quin Snyder** (Head Coach of the Atlanta Hawks) and **JJ Redick** (Head Coach of the Los Angeles Lakers).

All-Access with Coach Jon Scheyer

- » The weekly television show, "Duke All-Access with Jon Scheyer," is back for its fourth season in 2025-26.
- » The 30-minute show features **Jon Scheyer** and his Blue Devils team. Presented in magazine format and produced by John Roth, the show also includes informative player features and behind-the-scenes access to the Duke program.
- » A production of Blue Devil Sports Properties from LEARFIELD, the show airs locally on ABC-11 WTVD on Sundays at noon ET and is live streamed on ABC11.com Saturdays at 10 a.m. ET. It is also available regionally across the FanDuel Sports Network on Fridays at 12 p.m. ET; and on MASN Saturdays at 8:30 a.m. ET. It can also be viewed via the Duke Athletics YouTube Channel and archived on GoDuke.com.

DUKE'S ESPN.COM RECRUITING CLASS RANKINGS

2009	9
2010	6
2011	2
2012	12
2013	15
2014	>>> 1
2015	1
2016	2
2017	1
2018	1
2019	2
2020	2
2021	3
2022	1
2023	2
2024	1
2025	1
2026	TBD

>>> Scheyer's first season on staff

MOST McDONALD'S ALL-AMERICANS SIGNED

1. Duke	95
2. North Carolina	77
3. Kentucky	71

> through 2025 class

BLUE DEVILS IN THE NBA

Grayson Allen - Phoenix
 Marvin Bagley III - Washington
 Paolo Banchero - Orlando
 RJ Barrett - Toronto
 Wendell Carter Jr. - Orlando
 Kyle Filipowski - Utah
 Cooper Flagg - Dallas
 Brandon Ingram - Toronto
 Kyrie Irving - Dallas
 Sion James - Charlotte
 Jalen Johnson - Atlanta
 Tre Jones - Chicago
 Tyus Jones - Orlando
 Luke Kennard - Atlanta
 Kon Knueppel - Charlotte
 Dereck Lively II - Dallas
 Khaman Maluach - Phoenix
 Jared McCain - Philadelphia
 Mason Plumlee - Charlotte
 Tyrese Proctor - Cleveland
 Jayson Tatum - Boston
 Gary Trent Jr. - Milwaukee
 Mark Williams - Phoenix
 Zion Williamson - New Orleans

HEAD COACH JON SCHEYER



BIO

Former Duke All-American and two-time team captain Jon Scheyer is the 20th head coach in Duke University's storied basketball history. He was named to the position on June 4, 2021, succeeding Hall of Fame head coach Mike Krzyzewski.

Scheyer, who enters his fourth season as head coach in 2025-26, has vast experience on the Duke bench, having served on Krzyzewski's staff since the 2013-14 season. His previous roles with the Blue Devils include special assistant, assistant coach and the previous three years as associate head coach. Scheyer and Duke agreed to a new contract in October of 2025, extending him through the 2030-31 season.

The 35-year-old Scheyer was among the youngest head coaches in Division-I men's basketball, and the youngest at a power conference institution. He was named to *The Athletic's* 40 Under 40 in college sports in 2022, and was previously touted as one of the best assistant coaches in college basketball.

In his first three seasons as head coach, Scheyer led the Blue Devils to two ACC Tournament titles and three NCAA Tournament appearances, including trips to the Elite Eight and Final Four.

As a player, Scheyer sparked the Blue Devils to two ACC championships and the 2010 NCAA title as a player from 2007-10. In his time on the coaching staff, he has helped Duke compile a 272-80 (.773) record, a national championship (2015), two Final Fours (2015, 2022) and three ACC Tournament crowns (2017, 2019, 2023).

The Northbrook, Illinois, native has been integral in the recruiting and development of several young Duke stars since joining the staff, and landed the nation's No. 1-ranked recruiting class in 2022, 2024 and 2025, and No. 2-ranked class for 2023.

Duke has signed a top-three recruiting class per ESPN in every season since Scheyer joined the staff, including the No. 1 class seven times in 12 seasons (2014, 2015, 2017, 2018, 2022, 2024, 2025).

[CLICK HERE FOR COACH SCHEYER'S FULL BIO](#)

CAREER RECORD

Overall Record	100-23
ACC Record (regular season & tournament)	54-13
Home	54-3
Road	23-11
Neutral	23-9
vs. AP Top 25	16-11

SCHEYER QUICK FACTS

Born	August 24, 1987
High School	Glenbrook North, Northbrook, Illinois
College Career	Four-year letterman, Duke, 2007-2010
College Degree	B.A., History, Duke, 2010
College Honors	Co-captain, 2009, 2010
	Consensus Second Team All-America, 2010
	All-NCAA Final Four Team, 2010
	First Team All-ACC, 2010
	NCAA Tournament All-South Region, 2010
	ACC Tournament MVP, 2009
	All-Preseason NIT, 2009
	First Team ACC All-Tournament, 2009, 2010
Coaching Career	Special Assistant, Duke, 2013-14
	Assistant Coach, Duke, 2014-18
	Associate Head Coach, Duke, 2018-22
	Head Coach, Duke, 2022-present
Family	Wife, Marcelle (married May 2017)
	Children, Noa (born January 2018)
	Jett (born August 2019)
	James (born May 2022)

SCHEYER BY THE NUMBERS

28.1	Average number of wins per season while at Duke
.789	Career winning percentage as coach and player
12	Top-3 recruiting classes in 12 years on staff
6	ACC Tournament titles (2009, 2010, 2017, 2019, 2023, 2025)
2	National Championships (2010, 2015)
31	All-ACC selections coached (13 First Team picks)
13	All-Americans coached (6 consensus First Team picks)
16	Major ACC award winners coached (5 Players of the Year)
35	NBA Draft picks coached (3 overall No. 1 picks)

"I've said many times that Jon Scheyer is one of the smartest coaches in the country. He showed that repeatedly as a member of our staff the past eight seasons. He is ready for this amazing opportunity and clearly recognizes the significance of the position in which he finds himself. He understands the unique culture of Duke Basketball and he and his staff will carry it forward in an ever-changing college athletics environment. Jon is a rising star in the profession and Duke could not be in better hands moving forward." -- MIKE KRZYZEWSKI

JON SCHEYER YEAR-BY-YEAR AT DUKE

Playing Career	Overall	ACC	ACC Tournament	NCAA Tournament
2006-07 Freshman Guard	22-11	8-8 (T6th)	First Rd (0-1)	NCAA First Rd (0-1)
2007-08 Sophomore Guard	28-6	13-3 (2nd)	Semifinals (1-1)	NCAA Second Rd (1-1)
2008-09 Junior Guard	30-7	11-5 (T2nd)	Champion (3-0)	NCAA Sweet 16 (2-1)
2009-10 Senior Guard	35-5	13-3 (T1st)	Champion (3-0)	NCAA Champion (6-0)
Career	115-29 (.799)	45-19 (.703)	7-2 (.778)	9-3 (.750)
Coaching Career	Overall	ACC	ACC Tournament	NCAA Tournament
2013-14 Special Assistant	26-9	13-5 (3rd)	Finals (2-1)	NCAA First Rd (0-1)
2014-15 Assistant Coach	35-4	15-3 (2nd)	Semifinals (1-1)	NCAA Champion (6-0)
2015-16 Assistant Coach	25-11	11-7 (T5th)	Quarterfinals (1-1)	NCAA Sweet 16 (2-1)
2016-17 Assistant Coach	28-9	11-7 (T5th)	Champion (4-0)	NCAA Second Rd (1-1)
2017-18 Assistant Coach	29-8	13-5 (2nd)	Semifinals (1-1)	NCAA Elite Eight (3-1)
2018-19 Associate Head Coach	32-6	14-4 (3rd)	Champion (3-0)	NCAA Elite Eight (3-1)
2019-20 Associate Head Coach	25-6	15-5 (4th)	Quarterfinals (0-0)*	--*
2020-21 Associate Head Coach	13-11	9-9 (10th)	Quarterfinals (2-0)**	--
2021-22 Associate Head Coach	32-7	16-4 (1st)	Finals (2-1)	NCAA Semifinals (4-1)
2022-23 Head Coach	27-9	14-6 (4th)	Champion (3-0)	NCAA Second Rd (1-1)
2023-24 Head Coach	27-9	15-5 (2nd)	Quarterfinals (0-1)	NCAA Elite Eight (3-1)
2024-25 Head Coach	35-4	19-1 (1st)	Champion (3-0)	NCAA Semifinals (4-1)
2025-26 Head Coach	11-1	--	--	--
Head Coach Totals	100-23 (.813)	48-12 (.800)	6-1 (.857)	8-3 (.727)
Overall Coaching Totals	345-94 (.786)	165-61 (.730)	22-6 (.786)	27-9 (.750)

* Postseason canceled by COVID-19 pandemic; ** Season ended by Duke's COVID protocols

SCHEYER'S DUKE CAREER STATS

	GP-GS	Min	FG	Pct	3FG	Pct	FT	Pct	Reb	Avg	PF	Ast	Turn	Blk	Stl	Pts	Avg
2006-07	33-32	1,112	113-284	.398	61-167	.365	115-136	.846	110	3.3	57	61	52	5	39	402	12.2
2007-08	34-1	963	115-259	.444	47-121	.388	120-135	.889	134	3.9	56	83	37	9	46	397	11.7
2008-09	37-35	1,214	146-368	.397	79-205	.385	179-214	.836	134	3.6	62	102	57	6	58	550	14.9
2009-10	40-40	1,470	212-531	.399	110-287	.383	194-221	.878	144	3.6	54	194	65	10	65	728	18.2
Total	144-108	4,759	586-1,442	.406	297-780	.381	608-706	.861	522	3.6	229	440	211	30	208	2,077	14.4

2024-25 IN REVIEW

SEASON SUMMARY

- » The 2024-25 Blue Devils achieved a 35-4 overall record as one of six Duke teams to win at least 35 games in a season, and the first to do so in 10 years.
- » Duke made its 18th Final Four appearance - tied for second-most all time - with Scheyer becoming the youngest head coach in the Final Four since 2011 (Brad Stevens, Butler).
- » Duke secured the East Region title with top-25 victories over No. 21 Arizona (100-93) and No. 7 Alabama (85-65) in Newark, N.J., advancing to the Final Four at the Alamodome in San Antonio.
- » Duke achieved the second-highest net rating (39.29) and best offensive efficiency rating (130.1) in the history of KenPom (since 1996-97 season). Only the 1998-99 Duke Blue Devils achieved a higher net rating (43.01).
- » Duke tallied a 19-1 conference record to capture the school's 21st ACC regular-season title.
- » The Blue Devils captured the ACC Tournament championship for the 23rd time in program history and the second time under third-year head coach Jon Scheyer.
- » Duke was ranked inside the top 25 for the entirety of the 2024-25 season, including two weeks at No. 1 and concluding at No. 3 in the final Associated Press poll - the 41st time Duke has finished in the top 10.
- » The Blue Devils won 31 of their last 33 games, including win streaks of 16 and 15 consecutive victories.
- » Duke led the nation in scoring margin (+20.5) and ranked third in the country in assist-to-turnover ratio (+1.82), fourth in field goal percentage defense (.384), fifth in effective field goal percentage (.579), seventh in field goal percentage (.493), seventh in scoring defense (62.8), eighth in turnovers per game (9.3), 10th in free throw percentage (.790), 11th in scoring offense (83.2), 11th in three-point percentage (.386), 13th in rebound margin (+7.2), 17th in assists per game (17.0) and 21st in three-pointers per game (10.1) - all top marks in the ACC.
- » Duke became the first team in ACC history to lead the conference in both scoring offense (83.2) and scoring defense (62.8).
- » Duke was the only team in the country ranked among the top-five in both offensive (1st) and defensive (5th) adjusted efficiency, according to KenPom.
- » Duke was the only Division I team to score 80 points or more per game (83.2) and hold its opponents to fewer than 63 points per game (62.8).
- » The 2024-25 Blue Devils tallied the best assist-to-turnover ratio (1.82) in program history and posted the best field goal percentage defense (.384) by any Duke squad since 1960.
- » Scheyer's 89 career victories tied with Brad Underwood and Brad Stevens for the most wins among Division I head coaches in their first three seasons.
- » Scheyer, who received the 2024-25 John McLendon National Coach of the Year Award, is the first coach in conference history to win two ACC Tournament championships in his first three seasons as a head coach.
- » Cooper Flagg was named National Player of the Year by five of the six organizations recognized by the NCAA, taking home the honor from the United State Basketball Writers Associated (USBWA), National Association of Basketball Coaches (NABC), the Associated Press (AP), Wooden and Naismith.
- » Flagg swept the ACC Player and Rookie of the Year awards and became Duke's first consensus First Team All-American since 2019.
- » Flagg became the first Blue Devil to lead the team in all five major statistical categories - scoring (19.2), rebounding (7.5), assists (4.2), steals (1.4) and blocks (1.4).
- » Kon Knueppel was named ACC Tournament MVP, averaging 21 points per game in Duke's three games in Charlotte, while shooting 18-of-37 (.486) from the field.
- » All five Duke starters were selected in the 2025 NBA Draft with Cooper Flagg picked No. 1, Kon Knueppel at No. 4 and Khaman Maluach at No. 10, with Sion James and Tyrese Procter chosen in the second round.

CURRENT STREAKS			
Overall			Lost 1
Unranked teams anywhere			Won 19
Ranked teams anywhere			Lost 1
Home			Won 23
Home ACC			Won 10
Home non-conference			Won 19
Home unranked non-conference			Won 36
Home ranked teams			Won 2
Home unranked teams			Won 26
Road			Won 5
Road ACC			Won 3
Road ranked teams			Won 2
Road unranked teams			Won 4
Neutral			Lost 1
Neutral ranked teams			Lost 1
Neutral unranked teams			Won 6
Consecutive Made Free Throws			
	<i>Career</i>	<i>Season</i>	<i>Active</i>
	<i>Long*</i>	<i>Long</i>	
Darren Harris	7	7	4
Isaiah Evans	10	10	2
Cayden Boozer	10	10	1
Maliq Brown	2	2	1
Cameron Boozer	13	13	--
Patrick Ngongba II	11	11	--
Caleb Foster	10	6	--
Dame Sarr	3	3	--
Nikolas Khamenia	2	2	--
<i>*Duke career only</i>			
Consecutive Games Played with 3-Point Field Goal			
	<i>Career</i>	<i>Season</i>	<i>Active</i>
	<i>Long</i>	<i>Long</i>	
Dame Sarr	5	5	3
Darren Harris	3	3	3
Cayden Boozer	2	2	2
Caleb Foster	6	6	1
Nikolas Khamenia	4	4	1
Cameron Sheffield	> 8	1	1
Isaiah Evans	9	9	--
Cameron Boozer	4	4	--
Patrick Ngongba II	2	2	--
Jack Scott	1	1	--
Maliq Brown	> 2	--	--
> includes previous school			
Games Played			
	<i>2025-26</i>	<i>Career</i>	
Maliq Brown	12 (11-1)	> 99 (68-31)	
Caleb Foster	12 (11-1)	77 (66-11)	
Isaiah Evans	12 (11-1)	48 (45-3)	
Patrick Ngongba II	12 (11-1)	42 (39-3)	
Darren Harris	12 (11-1)	33 (32-1)	
Cameron Boozer	12 (11-1)	12 (11-1)	
Cayden Boozer	12 (11-1)	12 (11-1)	
Nikolas Khamenia	12 (11-1)	12 (11-1)	
Dame Sarr	12 (11-1)	12 (11-1)	
Cameron Sheffield	5 (5-0)	> 113 (68-45)	
Jack Scott	5 (5-0)	> 72 (53-19)	
Ifeanyi Ufochukwu	5 (5-0)	> 30 (15-15)	
> includes previous school			
Record in such games in ()			
Starts			
	<i>Consecutive</i>	<i>Career</i>	
Caleb Foster	12	34 (29-5)	
Isaiah Evans	12	15 (14-1)	
Cameron Boozer	12	12 (11-1)	
Patrick Ngongba II	12	12 (11-1)	
Nikolas Khamenia	4	4 (3-1)	
Dame Sarr	--	8 (8-0)	
Cameron Sheffield	--	> 55 (28-27)	
Maliq Brown	--	> 25 (13-12)	
Jack Scott	--	> 4 (2-2)	
> includes previous school			
Record in such games in ()			

SEASON / CAREER TOTALS		
Double Figure Scoring Games		
	<i>2025-26</i>	<i>Career</i>
Cameron Boozer	12 (11-1)	12 (11-1)
Patrick Ngongba II	9 (9-0)	10 (10-0)
Isaiah Evans	7 (7-0)	17 (17-0)
Caleb Foster	4 (4-0)	20 (18-2)
Cayden Boozer	4 (3-1)	4 (3-1)
Maliq Brown	2 (2-0)	> 27 (20-7)
Nikolas Khamenia	2 (2-0)	2 (2-0)
Dame Sarr	2 (2-0)	2 (2-0)
Darren Harris	2 (2-0)	2 (2-0)
Cameron Sheffield	--	> 17 (8-9)
Jack Scott	--	> 2 (1-1)
20+ Point Games		
Cameron Boozer	7 (6-1)	7 (6-1)
Isaiah Evans	1 (1-0)	1 (1-0)
Maliq Brown	--	> 1 (0-1)
30+ Point Games		
Cameron Boozer	2 (2-0)	2 (2-0)
10+ Rebound Games		
Cameron Boozer	6 (6-0)	6 (6-0)
Patrick Ngongba II	1 (1-0)	1 (1-0)
Maliq Brown	--	> 9 (6-3)
Cameron Sheffield	--	> 7 (4-3)
Jack Scott	--	> 1 (1-0)
Double-Doubles		
Cameron Boozer	6 (6-0)	6 (6-0)
Patrick Ngongba II	1 (1-0)	1 (1-0)
Maliq Brown	--	> 6 (4-2)
Cameron Sheffield	--	> 1 (1-0)
20-10 Games		
Cameron Boozer	3 (3-0)	3 (3-0)
30-10 Games		
Cameron Boozer	1 (1-0)	1 (1-0)
3+ Steal Games		
Dame Sarr	3 (3-0)	3 (3-0)
Cameron Boozer	2 (2-0)	2 (2-0)
Maliq Brown	1 (0-1)	> 17 (13-4)
Caleb Foster	--	1 (0-1)
Jack Scott	--	> 1 (0-1)
3+ Three-Point Field Goal Games		
Isaiah Evans	6 (6-0)	17 (17-0)
Nikolas Khamenia	2 (2-0)	2 (2-0)
Cameron Boozer	2 (2-0)	2 (2-0)
Dame Sarr	2 (1-1)	2 (1-1)
Caleb Foster	1 (1-0)	6 (5-1)
Darren Harris	1 (1-0)	1 (1-0)
Cayden Boozer	1 (1-0)	1 (1-0)
Cameron Sheffield	--	> 7 (4-3)
Scoring Leaders		
Cameron Boozer	9	9 (8-1)
Isaiah Evans	1	4 (4-0)
Patrick Ngongba II	1	1 (1-0)
Dame Sarr	1	1 (1-0)
Caleb Foster	--	2 (2-0)
Rebounding Leaders		
Cameron Boozer	11	11 (10-1)
Patrick Ngongba II	2	3 (3-0)
Maliq Brown	1	4 (4-0)
Caleb Foster	--	1 (0-1)
Assist Leaders		
Cameron Boozer	6	6 (5-1)
Cayden Boozer	4	4 (4-0)
Nikolas Khamenia	2	2 (2-0)
Caleb Foster	1	7 (6-1)
Patrick Ngongba II	1	1 (1-0)
Record in such games in ()		
> includes previous school		

HONORS & AWARDS				
Cameron Boozer				
				Preseason ACC Rookie of the Year
				Preseason All-ACC First Team
				Preseason All-America First Team (Sports Illustrated)
				Preseason All-America Second Team (Sporting News)
				Preseason All-America Second Team (Blue Ribbon)
				NABC Division I Player of the Year -- Preseason Watch List
				Karl Malone Power Forward of the Year -- Preseason Watch List
				Oscar Robertson Trophy -- Preseason Watch List
				Naismith Trophy -- Preseason Watch List
				Lute Olson Award -- Early Season Watch List
				USBWA Oscar Robertson National Player of the Week (Nov. 17)
				Lute Olson Award National Player of the Week (Nov. 24, Dec. 8)
				USBWA Oscar Robertson Player of the Month (November)
				ACC Player of the Week (Nov. 17, Dec. 1, Dec. 8)
				ACC Rookie of the Week (Nov. 17, Nov. 24, Dec. 1, Dec. 8)
				Associated Press National Player of the Week (Dec. 9)
Isaiah Evans				
				Preseason All-ACC Second Team
				Jerry West Shooting Guard of the Year -- Preseason Watch List
				Naismith Trophy -- Preseason Watch List
Patrick Ngongba II				
				Kareem Abdul-Jabbar Center of the Year -- Preseason Watch List
Dame Sarr				
				Julius Erving Small Forward of the Year -- Preseason Watch List
CAREER DOUBLE-DOUBLES (BY DATE)				
<i>Player (No.)</i>	<i>Date</i>	<i>Opponent</i>	<i>Pts</i>	<i>R/A/B/S</i>
@Cameron Sheffield (1)	12/31/22	UTEP	11	16
@Maliq Brown (1)	1/11/23	Virginia Tech	11	12
@Maliq Brown (2)	12/21/23	Niagara	15	10
@Maliq Brown (3)	1/20/24	Miami (FL)	10	11
@Maliq Brown (4)	3/2/24	Louisville	10	10
@Maliq Brown (5)	3/5/24	Clemson	12	11
@Maliq Brown (6)	3/13/24	NC State	11	12
Cameron Boozer (1)	11/4/25	Texas	15	12
Cameron Boozer (2)	11/14/25	Indiana St.	35	12
Cameron Boozer (3)	11/18/25	Kansas	18	11
Cameron Boozer (4)	11/23/25	Howard	26	12
Cameron Boozer (5)	12/6/25	Michigan St.	18	15
Cameron Boozer (6)	12/16/25	Lipscomb	26	13
Patrick Ngongba II (1)	12/16/25	Lipscomb	10	11
bold - this season				
@ while playing at prior school				
Double-doubles are points-rebounds, unless noted				

DUKE IN THE ASSOCIATED PRESS POLL

DUKE'S AP POLL HISTORY

Total Polls Ranked	922 (70%)
Top 10 Rankings	757 (58%)
Top 5 Rankings	455 (35%)
No. 1 Rankings	147 (11%)
Longest Consecutive Polls Ranked	200 ¹
Current Streak	52
¹ - Duke was ranked in 200 consecutive polls from 1997-2007, the third-longest streak in college basketball history.	

YEARS RANKED

Total Years	65
Consecutive Years	43
Current Streak	43

FINAL POLL

Total Polls	53 (68%)
Top 10	41 (53%)
Top 5	18 (23%)
High Rank	1 (eight times)

NO. 1 RANKING

Total Weeks	147
Most No. 1 Weeks in Succession	18 (1992)

DUKE IN THE POLLS

Date	AP	Coaches
Preseason	6	5
Week 2	4	4
Week 3	5	4
Week 4	4	4
Week 5	4	4
Week 6	3	3
Week 7	3	3
Week 8	6	6
Week 9		
Week 10		
Week 11		
Week 12		
Week 13		
Week 14		
Week 15		
Week 16		
Week 17		
Week 18		
Week 19		
Week 20		
Final		

DUKE IN TOP 10 / TOP 25 CHARTS

CONSECUTIVE WEEKS IN AP TOP 25 RANKINGS | ALL-TIME

1. Kansas	231 (2009-21)
2. UCLA	221 (1967-80)
3. Duke	200 (1997-07)
4. North Carolina	172 (1991-2000)
5. North Carolina	171 (1973-83)
6. Duke	167 (2008-16)
7. Marquette	166 (1970-80)
8. Kentucky	164 (1991-00)
9. Kansas	145 (1991-99)
10. Duke	143 (1987-95)

» The Blue Devils have been in 537 of the last 558 polls

CONSECUTIVE AP TOP-10 RANKINGS | ACC

1. Duke	122 (11/26/07-1/6/14)
2. Duke	75 (12/26/61-12/6/66)
3. Duke	69 (1/22/91-12/26/94)
4. Maryland	68 (11/25/72-3/2/76)
5. Duke	67 (12/20/99-3/3/03)

CONSECUTIVE AP TOP-10 RANKINGS | NCAA

1. UCLA	155 (11/15/66-1/20/76)
2. Duke	122 (11/26/07-1/6/14)
3. Kentucky	91 (3/14/94-2/15/99)
4. Gonzaga	84 (2/12/18-11/28/22)
5. Kansas	76 (11/21/94-12/7/98)
6. Duke	75 (12/26/61-12/6/66)
7. Duke	69 (1/22/91-12/26/94)
8. Maryland	68 (11/25/72-3/2/76)
9. Duke	67 (12/20/99-3/3/03)
10. Marquette	66 (2/17/70-2/26/74)

All charts through Dec. 22, 2025

TOP 25 FACTS & RECORDS

Rank	Total Weeks Ranked	Last Time	Games	Record as Rank	Pct.	Record vs. Rank	Pct.
No. 1	147	3/17/2025	292	250-42	.856	10-22	.313
No. 2	95	3/3/2025	175	150-25	.857	20-29	.408
No. 3	82	12/15/2025	156	128-28	.821	17-24	.415
No. 4	66	12/1/2025	122	104-18	.852	13-20	.394
No. 5	66	11/17/2025	135	104-31	.770	12-22	.353
No. 6	76	12/22/2025	159	124-35	.780	18-11	.621
No. 7	71	10/14/2024	141	105-36	.745	20-17	.541
No. 8	60	2/19/2024	105	85-20	.810	12-22	.353
No. 9	52	12/2/2024	104	82-22	.788	15-16	.484
No. 10	44	2/26/2024	60	44-16	.733	13-7	.650
No. 11	21	11/25/2024	36	25-11	.694	17-14	.548
No. 12	20	11/18/2024	35	28-7	.800	15-7	.682
No. 13	16	3/18/2024	36	31-5	.861	20-10	.667
No. 14	17	1/1/2024	34	26-8	.765	20-8	.714
No. 15	14	12/5/2022	28	22-6	.786	15-9	.625
No. 16	14	12/25/2023	24	13-11	.542	11-6	.647
No. 17	19	12/26/2022	34	22-12	.647	15-10	.600
No. 18	11	2/6/2017	21	14-7	.667	11-10	.524
No. 19	11	1/11/2021	19	9-10	.474	13-9	.591
No. 20	9	12/28/2020	12	10-2	.833	11-13	.458
No. 21	8	12/18/2023	13	12-1	.923	9-2	.818
No. 22	1	12/4/2023	1	1-0	1.000	8-3	.727
No. 23	1	1/13/2014	2	2-0	1.000	9-2	.818
No. 24	2	1/9/2023	3	1-2	.333	9-3	.750
No. 25	0	Never	-	0-0	.000	4-1	.800
Totals	922	12/22/2025	1,748	1,393-355	.797	337-296	.532

DUKE AT NO. 1 CHARTS

END OF SEASON NO. 1 RANKINGS | ALL-TIME

1. Kentucky	10
2. Duke	8
UCLA	8
4. North Carolina	6
5. Kansas	4
Ohio State	4

END OF SEASON NO. 1 RANKINGS | SINCE 1986

1. Duke	8
2. Kansas	4
3. Kentucky	3
North Carolina	3
Gonzaga	3
6. Ohio State	2
UNLV	2

WEEKS RANKED NO. 1 | ALL-TIME

1. Duke	147
2. UCLA	134
3. Kentucky	125
4. North Carolina	113
5. Kansas	81
6. Indiana	54
7. Cincinnati	45
8. Arizona	42
Gonzaga	42
10. Connecticut	37
Ohio State	37

WEEKS RANKED NO. 1 | ACC SCHOOLS

1. Duke	147
2. North Carolina	113
3. Virginia	17
4. NC State	13
5. Syracuse*	3
Wake Forest	3
7. Louisville*	2
8. Georgia Tech	1

* as ACC member

WEEKS RANKED NO. 1 | SINCE 1985 (NCAA TOURNEY EXPANSION)

1. Duke	129
2. Kansas	72
North Carolina	72
4. Kentucky	48
5. Arizona	42
Gonzaga	42

WEEKS RANKED NO. 1 | SINCE 2001 (THIS CENTURY)

1. Duke	76
2. Kansas	46
3. Gonzaga	42
4. Kentucky	38
5. North Carolina	34

GAMES RANKED NO. 1 | ALL-TIME (SINCE 1949)

1. Duke	291 (250-41)
2. UCLA	257 (242-15)
3. Kentucky	233 (203-30)
4. North Carolina	223 (190-33)
5. Kansas	139 (117-22)
6. Indiana	98 (88-10)
7. Cincinnati	79 (71-8)
8. Ohio State	77 (71-6)
9. Gonzaga	74 (66-8)
10. UNLV	72 (66-6)

GAMES RANKED NO. 1 | SINCE 1998

1. Duke	189 (160-29)
2. North Carolina	84 (71-13)
3. Kentucky	81 (72-9)
4. Kansas	78 (66-12)
5. Gonzaga	74 (66-8)
6. Connecticut	52 (43-9)
7. Arizona	43 (37-6)
8. Villanova	34 (28-6)
9. Florida	32 (26-6)
Illinois	32 (30-2)

CONSECUTIVE SEASONS RANKED NO. 1 | NCAA

1. UCLA	12 (1964-75)
2. Duke	7 (1998-04)
3. Kansas	5 (1993-97)
4. Duke	4 (2017-20)
Kentucky	4 (2014-17)
6. Duke	3 (1992-94)
North Carolina	3 (1957-59)
North Carolina	3 (1982-84)
North Carolina	3 (1986-88)
North Carolina	3 (1993-95)
North Carolina	3 (2007-09)
Villanova	3 (2016-18)

All charts through Dec. 28, 2025

#12 • CAMERON BOOZER

F • 6-9 • 250 • Fr. • Miami, Fla. • Columbus

2025-26

- » ACC Preseason Rookie of the Year, ACC Preseason First Team All-ACC
- » USBWA Oscar Robertson National Players of the Week (11/18), Lute Olson National Player of the Week (11/24, 12/8)
- » ACC Player of the Week (11/17, 12/1, 12/8), ACC Rookie of the Week (11/17, 11/24, 12/1, 12/8)
- » Averaged 28.5 points and 17.5 rebounds in Duke's two exhibition games with 33 points and 12 boards versus UCF, and 24 points and 23 caroms at Tennessee.
- » Opened his Duke career with a double-double versus Texas (11/4), scoring all 15 of his points in the second half, while also tallying 12 total rebounds.
- » Posted his first 20-point game as a Blue Devil in Duke's win over Western Carolina (11/8), scoring 25 points on 8-of-15 shooting, including 4-for-9 from beyond the arc.
- » Scored 35 points against Indiana State, matching two former Blue Devils (Zion Williamson, Jared McCain) for the second-best freshman scoring performance in Duke history
- » With his 12 rebounds against the Sycamores, became just the third Duke player in the last 45 years (Williamson, Christian Laettner) to post a 35-point double-double
- » Shot 10-of-12 (.833) from the field vs. Howard (11/23), en route to a 26-point, 12-rebound, double-double
- » Became the first Duke freshman to score at least 35 points multiple times, scoring 35 against Arkansas (11/27)
- » Scored a game-high 29 points in Duke's battle against Florida (12/2), a 67-66 victory for the Blue Devils
- » Set a new career high for rebounds, with 15, at Michigan State (12/6), while also leading the team in points (18) and assists (5)
- » Flirted with a triple-double against Texas Tech (12/20), finishing with 23 points, eight rebounds and seven assists

High School

- » Three-time recipient of the Florida Mr. Basketball award and two-time recipient of the Gatorade National Boys Basketball Player of the Year award (2025 and 2023, at the age of 15).
- » Honored with a 2025 ESPY award as the Gatorade Player of the Year (Male, all high school sports).
- » Recipient of the Morgan Wootten boys basketball Player of the Year award, presented by the McDonald's All-American game for his commitment to the classroom and respective community with action that impact others off the court.
- » Earned co-MVP honors in the McDonald's All-American Game, finishing with 16 points and 12 rebounds.
- » Teamed up with twin brother Cayden to win four straight state championships and a national title at the 2025 Chipotle Nationals during a historic career at Christopher Columbus High School.
- » Named MVP of the 2025 Hoophall Classic after a victory over Notre Dame (CA).
- » Averaged 24.5 points and 13.4 rebounds at the EYBL 17U level, leading the circuit in both categories.
- » Posted 20.4 points and 10.1 rebounds at the 2024 Nike Peach Jam this past summer, leading his team to the title.
- » Member of the 2025 USA Men's Nike Hoop Summit team that defeated the World Select team 124-114 in overtime, tallying 22 points (8-15 FG, 2-4 3FG, 4-5 FT), 16 rebounds (tied Hoop Summit record), 6 assists, 3 steals and 1 block.
- » Won two gold medals with USA Basketball, being named MVP at the FIBA Americas U16 Championship in 2023, while averaging 16.8 points and 9.8 rebounds, including 24 points and 12 rebounds in the gold medal win over Canada.
- » Achieved another MVP award at the 2024 FIBA U17 World Cup, averaging 20.1 points and 9.9 rebounds, highlighted by 24 points and 13 boards against Italy in the title game.

Career Statistics

Season	GP-GS	Min	FG-FGA	Pct.	3PT-A	Pct.	FT-FTA	Pct.	Reb	Avg.	PF-DQ	Ass	TO	Blk	Stl	Pts	Avg
2025-26	12-12	368	97-171	.567	16-48	.333	69-90	.767	120	10.0	22-1	48	23	11	20	279	23.3
Totals	12-12	368	97-171	.567	16-48	.333	69-90	.767	120	10.0	22-1	48	23	11	20	279	23.3

LAST FIVE GAME STATS

Date	Opponent	Start	FG	Pct.	3FG	Pct.	FT	Pct.	Reb	PF	Pts	Ass	TO	Blk	Stl	Min
11/27	vs. #22 Arkansas	*	13-18	.722	2-4	.500	7-11	.636	2-7-9	2	35	3	3	0	2	36
12/2	#15 Florida	*	10-21	.476	3-9	.333	6-7	.857	3-3-6	2	29	2	2	0	1	36
12/6	at #17 Michigan State	*	7-13	.538	1-3	.333	3-4	.750	4-11-15	5	18	5	1	1	2	34
12/16	Lipscomb	*	10-17	.588	0-3	.000	6-6	1.000	4-9-13	2	26	3	6	0	1	30
12/20	vs. #19 Texas Tech	*	7-11	.636	0-2	.000	9-14	.643	2-6-8	1	23	7	4	1	2	36

CAREER HIGHS

35, 2x, last vs. Arkansas (11/27/25)	Points	35, 2x, last vs. Arkansas (11/27/25)
15 at Michigan State (12/6/25)	Rebounds	15 at Michigan State (12/6/25)
7 vs. Texas Tech (12/20/25)	Assists	7 vs. Texas Tech (12/20/25)
3, 2x, last vs. Niagara (11/21/25)	Steals	3, 2x, last vs. Niagara (11/21/25)
3 vs. Indiana State (11/14/25)	Blocks	3 vs. Indiana State (11/14/25)
13, 2x, last vs. Arkansas (11/27/25)	FG Made	13, 2x, last vs. Arkansas (11/27/25)
4 vs. Western Carolina (11/8/25)	3FG Made	4 vs. Western Carolina (11/8/25)
9, 2x, last vs. Texas Tech (12/20/25)	FT Made	9, 2x, last vs. Texas Tech (12/20/25)
36, 4x, last vs. Texas Tech (12/20/25)	Minutes	36, 4x, last vs. Texas Tech (12/20/25)

SEASON HIGHS

PRODUCTION

	Season	Career
Double-figure points	12	12
Double-doubles	6	6
20-point games	7	7
30-point games	2	2
5+ rebounds	12	12
3+ assists	10	10
2+ steals	8	8
2+ blocks	3	3
Dunks	14	14
Three-point plays	8	8

#2 • CAYDEN BOOZER

G • 6-4 • 205 • Fr. • Miami, Fla. • Columbus

2025-26

- » A five-star recruit (ESPN), ranked No. 16 by ESPN and No. 32 by 247Sports.
- » Scored two points in his Duke debut, versus Texas (11/4), while adding two assists
- » Tallied 14 points against Western Carolina (11/8), while registering seven boards and five assists
- » Finished with a game-high eight dimes at Army West Point (11/11)
- » Went on a personal 7-0 run during the second half versus Kansas (11/18), helping the Blue Devils remain in control of their lead
- » Made five field goals against Texas Tech (12/20), setting a new career high from the field

High School

- » Teamed up with twin brother Cameron to win four straight state championships and a national title at the 2025 Chipotle Nationals during a historic career at Christopher Columbus High School.
- » Collected 12 points and a game-high six assists in the 2025 state championship game win over Windermere.
- » Scored a game-high 27 points along with two rebounds and two assists in a victory over Dynamic Prep to win the 2025 Chipotle Nationals.
- » Drilled a buzzer-beater to carry Columbus past Brewster Academy in the 2025 Chipotle semifinals.
- » Averaged 12.0 points, 7.6 assists, 2.7 rebounds and 1.8 steals a game as a junior point guard for Columbus in 2023-24.
- » Registered 16 points, nine rebounds and five assists in the 2024 high school state title win over Oak Ridge.
- » Posted six points and four assists at the McDonald's All-American Game.
- » Joined forces with twin brother Cameron to lead their AAU program, Nightrydas Elite, to Peach Jam championships at the 15U, 16U and 17U level, becoming the first team ever to sweep all three years.
- » Led the 2024 Nike EYBL circuit with 6.5 assists per game, and averaged 6.9 assists at the 2024 Nike Peach Jam, including 11 in a semifinal win over Team Takeover.
- » Amassed 22 points against Montverde Academy in October 2023, and 22 points against Link Academy in December 2023.
- » Won two gold medals with USA Basketball, highlighted by a 12-point, 9-assist output against the Philippines at the U17 World Cup, while topping the U17 World Cup in assists with 6.4 per contest.
- » Member of the 2025 USA Men's Nike Hoop Summit team that defeated the World Select team 124-114 in overtime, registering four points (1-3 FG, 2-2 FT), two assists and a block off the bench.

Career Statistics

Season	GP-GS	Min	FG-FGA	Pct.	3PT-A	Pct.	FT-FTA	Pct.	Reb	Avg.	PF-DQ	Ass	TO	Blk	Stl	Pts	Avg
2025-26	12-0	226	26-54	.481	8-23	.348	18-24	.750	24	2.0	17-0	38	14	2	10	78	6.5
Totals	12-0	226	26-54	.481	8-23	.348	18-24	.750	24	2.0	17-0	38	14	2	10	78	6.5

LAST FIVE GAME STATS

Date	Opponent	Start	FG	Pct.	3FG	Pct.	FT	Pct.	Reb	PF	Pts	Ass	TO	Blk	Stl	Min
11/27	vs. #22 Arkansas		0-2	.000	0-0	.000	0-0	.000	0-1-1	0	0	0	1	0	0	8
12/2	#15 Florida		1-1	1.000	0-0	.000	0-1	.000	0-0-0	1	2	2	2	0	0	10
12/6	at #7 Michigan State		1-6	.167	0-3	.000	0-0	.000	0-0-0	0	2	2	0	0	0	12
12/16	Lipscomb		4-6	.667	1-2	.500	0-0	.000	0-2-2	2	9	4	4	0	2	22
12/20	vs. #19 Texas Tech		5-8	.625	2-5	.400	1-2	.500	0-0-0	0	13	2	0	0	0	19

CAREER HIGHS

14 vs. Western Carolina (11/8/25)	Points	14 vs. Western Carolina (11/8/25)
7 vs. Western Carolina (11/8/25)	Rebounds	7 vs. Western Carolina (11/8/25)
8 at Army West Point (11/11/25)	Assists	8 at Army West Point (11/11/25)
2, 3x, last vs. Lipscomb (12/16/25)	Steals	2, 3x, last vs. Lipscomb (12/16/25)
1, 2x, last vs. Indiana State (11/14/25)	Blocks	1, 2x, last vs. Indiana State (11/14/25)
5 vs. Texas Tech (12/20/25)	FG Made	5 vs. Texas Tech (12/20/25)
3 vs. Niagara (11/21/25)	3FG Made	3 vs. Niagara (11/21/25)
6 at Army West Point (11/11/25)	FT Made	6 at Army West Point (11/11/25)
27 vs. Western Carolina (11/8/25)	Minutes	27 vs. Western Carolina (11/8/25)

SEASON HIGHS

PRODUCTION

	Season	Career
Double-figure points	4	4
Double-doubles	--	--
20-point games	--	--
3+ 3-point field goals	1	1
5+ rebounds	1	1
3+ assists	5	5
2+ blocks	--	--
2+ steals	3	3
Dunks	--	--
Three-point plays	--	--

2025-26

- » Leads all KenPom eligible players in two point field-goal percentage (.889)
- » Finished a perfect 4-for-4 from the field against Western Carolina (11/8), reaching double-digits for the first time as a Blue Devil, with 10 points
- » Posted seven points and five rebounds against Niagara (11/21), while tallying 12 deflections on defense, the most by a Blue Devil in a game so far this season
- » Scored six points, alongside six boards, against Florida (12/2). Made the key steal on the Gators' last-second inbound to seal Duke's win
- » Finished one rebound shy of a double-double vs. Lipscomb (12/16), setting new season highs for points (11) and rebounds (nine)
- » Matched his career high for steals, with five, against Texas Tech (12/20)

2024-25

- » Matched a career high with five steals versus the Jayhawks -- the first Blue Devil to do so since Paolo Banchero finished with five steals against Syracuse on March 10, 2022
- » Played a season-high 29 minutes at Louisville (12/8), finishing a game-high +24 while grabbing 11 boards and logging three steals alongside six total points on 3-of-3 shooting
- » Returned to the court after missing four games (sprained knee), logging two steals, two assists and two points vs. UNC (2/1)
- » In his return to Syracuse, stuffed the stat sheet with eight rebounds, six points, four steals, two assists and one block
- » Returned from a four-game absence (shoulder injury) at North Carolina (3/8), matching his season high for points (8), including two three-pointers, while also adding three assists and three boards for a plus/minus of +20 in 16 minutes

Career

- » All-ACC Defensive Team selection following the 2023-24 season
- » Started 25 total games at Syracuse during his first two seasons of college action

High School

- » Four-time state champion at Blue Ridge High School in the Virginia Independent Schools Athletic Association (VISAA)
- » Also played two years of football and two years of track at Blue Ridge

Career Statistics

Season	GP-GS	Min	FG-FGA	Pct.	3PT-A	Pct.	FT-FTA	Pct.	Reb	Avg.	PF-DQ	Ast	TO	Blk	Stl	Pts	Avg
2022-23*	29-7	585	74-106	.698	0-0	.000	17-30	.567	133	4.6	29-0	25	23	15	26	165	5.7
2023-24*	32-18	948	127-182	.698	7-19	.368	44-61	.721	230	7.2	97-2	59	41	29	71	305	9.5
2024-25	26-0	410	27-41	.659	4-12	.333	6-16	.375	95	3.7	46-1	40	24	9	33	64	2.5
2025-26	12-0	208	33-44	.750	1-8	.125	6-10	.600	50	4.2	28-1	13	14	6	17	73	6.1
Total	99-25	2151	261-373	.700	12-39	.308	73-117	.624	508	5.1	200-4	137	102	59	147	607	6.1

* at Syracuse

LAST FIVE GAME STATS

Date	Opponent	Start	FG	Pct.	3FG	Pct.	FT	Pct.	Reb	PF	Pts	Ast	TO	Blk	Stl	Min
11/27	vs. #22 Arkansas		1-1	1.000	0-0	.000	0-0	.000	3-14	2	2	3	2	0	1	15
12/2	#15 Florida		3-4	.750	0-0	.000	0-0	.000	2-4-6	3	6	0	0	1	2	19
12/6	at #7 Michigan State		1-2	.500	0-1	.000	0-0	.000	0-2-2	4	2	2	3	0	1	14
12/16	Lipscomb		5-6	.833	0-0	.000	1-2	.500	6-3-9	3	11	2	0	0	2	21
12/20	vs. #19 Texas Tech		3-4	.750	0-0	.000	1-1	1.000	2-3-5	0	7	0	1	1	5	23

CAREER HIGHS

26 at Duke (1/2/24)	Points	11 vs. Lipscomb (12/16/25)
12, 4x, last at NC State (3/13/24)	Rebounds	9 vs. Lipscomb (12/16/25)
6 at NC State (2/20/24)	Assists	3 vs. Arkansas (11/27/25)
5, 4x, last vs. Texas Tech (12/20/25)	Steals	5 vs. Texas Tech (12/20/25)
6 vs. Louisville (2/7/24)	Blocks	2 vs. Indiana State (11/14/25)
11 at Duke (1/2/24)	FG Made	5 vs. Lipscomb (12/16/25)
2, 2x, last at North Carolina (3/8/25)	3FG Made	1 vs. Western Carolina (11/8/25)
7 vs. Boston College (1/10/24)	FT Made	1, 5x, last vs. Lipscomb (12/16/25)
40, 3x, last at Clemson (3/5/24)	Minutes	23 vs. Texas Tech (12/20/25)

SEASON HIGHS

PRODUCTION

	Season	Career
Double-figure points	2	27
Double-doubles	--	6
20-point games	--	1
3+ 3-point field goals	--	--
5+ rebounds	5	53
3+ assists	1	14
2+ steals	4	41
2+ blocks	1	8
Dunks	12	22*
Three-point plays	2	2*

* stats from Syracuse not included

#3 • ISAIAH EVANS

G/F • 6-6 • 180 • So. • Fayetteville, N.C. • North Mecklenburg

2025-26

- » Preseason Second Team All-ACC
- » Scored a career-high 23 points in Duke's first game of the 2025-26 season, vs. Texas (11/4), highlighted by four first-half three-pointers
- » Made four triples at Army West Point (11/11), all in the first half, finishing with 17 points alongside a career-high two blocks and three assists
- » Scored 11 first-half points vs. Kansas (11/18), en route to 16 total points against the Jayhawks, fueled by three three-pointers
- » Drilled the dagger three-pointer against Florida (12/2), putting Duke in front for good, 67-66, with less than 30 seconds remaining

2024-25

- » Exploded for 18 first-half points, courtesy of six three-pointers, against No. 2 Auburn (12/4)
- » His six three-pointers against the Tigers tied for fourth-most in a single game by a Duke freshman in program history
- » Made each of his first five triples at Virginia (2/17), finishing 6-of-7 overall from the field for 17 points, while swatting two shots, in a career-high 22 minutes of play
- » Played 26 minutes at Miami (2/25), making five three-pointers in the first en route to 16 points
- » Made first career start in Duke's win over Florida State (3/1), scoring a career-high 19 points
- » Fired off four three-pointers against Georgia Tech (3/13), finishing with 14 points on 5-of-9 (.556) shooting in 17 minutes of action

High School

- » Five-star by both 247Sports and ESPN out of North Mecklenburg High School (Huntersville, N.C.)
- » Ranked the No. 1 player in North Carolina by ESPN
- » Had his jersey number 0 retired by North Mecklenburg High School
- » Selected as a 2023-24 McDonald's All-American
- » Announced as 2023-24 Gatorade North Carolina Player of the Year, North Carolina Mr. Basketball and MaxPreps N.C. Player of the Year, averaging 27.5 points, 6.3 rebounds, 3.0 assists, 2.4 steals and 1.3 blocks per game
- » Averaged 31.3 points per game in the 2024 state playoffs, amassing 188 points in six contests
- » Scored 62 points in the fourth round of the 2023 state playoffs, passing Chris Paul's 61-point performance as the sixth-best scoring output in a single game in NCHSAA lore, and averaged 43.8 points per game in the state playoffs in 2023, before falling in the semifinal to the eventual state champions
- » Member of the 2024 USA Men's Nike Hoop Summit team that defeated the World Select squad 98-75, recording six points (3-4 FG) and a rebound in five minutes

Career Statistics

Season	GP-GS	Min	FG-FGA	Pct.	3PT-A	Pct.	FT-FTA	Pct.	Reb	Avg.	PF-DQ	Ast	TO	Blk	Stl	Pts	Avg
2024-25	36-3	495	79-183	.432	62-149	.416	26-32	.813	41	1.1	34-0	18	16	3	7	246	6.8
2025-26	12-12	310	44-112	.393	26-77	.338	28-33	.848	40	3.3	15-0	20	15	13	7	142	11.8
Totals	48-15	806	123-295	.417	88-226	.389	54-65	.831	81	1.7	49-0	38	31	16	14	388	8.1

LAST FIVE GAME STATS

Date	Opponent	Start	FG	Pct.	3FG	Pct.	FT	Pct.	Reb	PF	Pts	Ast	TO	Blk	Stl	Min
11/27	vs. #22 Arkansas	*	3-10	.300	3-9	.333	0-0	.000	0-5-5	2	9	0	0	0	0	32
12/2	#15 Florida	*	5-14	.357	1-8	.125	2-3	.667	0-1-1	0	13	1	2	5	0	29
12/6	at #7 Michigan State	*	2-8	.250	2-6	.333	3-3	1.000	0-3-3	1	9	0	1	0	1	26
12/16	Lipscomb	*	5-10	.500	4-7	.571	2-3	.667	0-2-2	0	16	3	4	1	2	27
12/20	vs. #19 Texas Tech	*	1-4	.250	0-2	.000	2-3	.667	0-5-5	0	4	1	2	0	0	30

CAREER HIGHS

23 vs. Texas (11/4/25)	Points	23 vs. Texas (11/4/25)
6 vs. Western Carolina (11/8/25)	Rebounds	6 vs. Western Carolina (11/8/25)
3, 6x, last vs. Lipscomb (12/16/25)	Assists	3, 5x, last vs. Lipscomb (12/16/25)
2, 4x, last vs. Lipscomb (12/16/25)	Steals	2, 3x, last vs. Lipscomb (12/16/25)
5 vs. Florida (12/2/25)	Blocks	5 vs. Florida (12/2/25)
7 vs. Texas (11/4/25)	FG Made	7 vs. Texas (11/4/25)
6 vs. Auburn (12/4/24)	3FG Made	4, 3x, last vs. Lipscomb (12/16/25)
5, 2x, last vs. Western Carolina (11/8/25)	FT Made	5, 2x, last vs. Western Carolina (11/8/25)
33 vs. Texas (11/4/25)	Minutes	33 vs. Texas (11/4/25)

SEASON HIGHS

PRODUCTION

	Season	Career
Double-figure points	7	18
Double-doubles	--	--
20-point games	1	1
3+ 3-point field goals	6	17
5+ rebounds	2	2
3+ assists	5	6
2+ steals	3	4
2+ blocks	3	4
Dunks	6	9
Three-point-plays	2	3
Four-point-plays	1	2

#1 • CALEB FOSTER

G • 6-5 • 202 • Jr. • Harrisburg, N.C. • Notre Dame [Calif.]

2025-26

- » Matched his career high for rebounds, with six, against Western Carolina (11/8)
- » Scored 14 points against Indiana State (11/14)
- » Made a season-best three 3-pointers against Niagara (11/21)
- » Exploded for a season-high 15 points vs. Arkansas (11/27), while also logging a career-high eight assists

2024-25

- » Named to Jerry West Shooting Guard of the Year Top 20 Preseason Watch List
- » Burst onto the scene with an 18-point performance versus Michigan State in the Champions Classic (11/14), connecting on four three-pointers
- » 17th Duke freshman all-time to shoot .800 or better from three with at least five attempts and first since AJ Griffin 2during the 2021-22 season
- » Career-high seven assists at Pittsburgh (1/7) while also scoring eight points and two rebounds
- » Led the team in rebounds, assists and steals versus Pittsburgh (1/20), including career-highs for boards (6) and steals (3)
- » Team-high 13 points versus Notre Dame (2/7), including a perfect 4-for-4 from the charity stripe

2023-24

- » Missed the end of the season due to injury
- » Burst onto the scene with an 18-point performance versus Michigan State in the Champions Classic (11/14), connecting on four three-pointers
- » 17th Duke freshman all-time to shoot .800 or better from three with at least five attempts and first since AJ Griffin 2during the 2021-22 season
- » Career-high seven assists at Pittsburgh (1/7) while also scoring eight points and two rebounds
- » Led the team in rebounds, assists and steals versus Pittsburgh (1/20), including career-highs for boards (6) and steals (3)
- » Team-high 13 points versus Notre Dame (2/7), including a perfect 4-for-4 from the charity stripe

High School

- » Rated by 247Sports with five stars as the No. 22 player nationally, the No. 4 combo guard and the No. 3 player from the state of California
- » Rated by ESPN with five stars as the No. 24 player nationally, the No. 7 point guard and the No. 4 player from the state of California
- » Transferred from Oak Hill Academy in Virginia to Notre Dame High School in California for his senior season
- » Named MaxPreps California Player of the Year following his senior season after averaging 21.4 points, 6.8 rebounds and 3.9 assists per game
- » Averaged 28.3 points, 5.7 rebounds and 4.7 assists a game in the final EYBL session in Kansas City in the summer of 2022
- » Was a force at the 2022 Nike Peach Jam, averaging 25.2 points, shooting .444 from the three-point line with 4.7 assists a game

Career Statistics

Season	GP-GS	Min	FG-FGA	Pct.	3PT-A	Pct.	FT-FTA	Pct.	Reb	Avg.	PF-DQ	Ass	TO	Blk	Stl	Pts	Avg
2023-24	27-15	685	73-167	.437	28-69	.406	33-48	.688	65	2.4	53-1	58	29	2	16	207	7.7
2024-25	38-7	532	70-168	.417	25-73	.342	22-35	.629	65	1.7	42-0	54	32	3	23	187	4.9
2025-26	12-12	303	37-81	.457	16-39	.410	18-29	.621	44	3.7	23-0	32	14	2	5	108	9.0
Totals	77-34	1520	180-416	.433	69-181	.381	73-112	.652	174	2.3	118-1	144	75	7	44	502	6.5

LAST FIVE GAME STATS

Date	Opponent	Start	FG	Pct.	3FG	Pct.	FT	Pct.	Reb	PF	Pts	Ass	TO	Blk	Stl	Min
11/27	vs. #22 Arkansas	*	5-10	.500	2-3	.667	3-4	.750	1-4-5	1	15	8	4	0	1	33
12/2	#15 Florida	*	2-7	.286	1-4	.250	1-3	.333	1-4-5	3	6	2	1	0	1	34
12/6	at #7 Michigan State	*	4-9	.444	1-4	.250	3-4	.750	0-4-4	1	12	2	1	1	0	29
12/16	Lipscomb	*	2-6	.333	0-2	.000	4-4	1.000	2-4-6	0	8	2	0	1	0	26
12/20	vs. #19 Texas Tech	*	3-7	.429	2-4	.500	0-2	.000	0-3-3	4	8	1	0	0	0	27

CAREER HIGHS

18 vs. Michigan State (11/14/23)	Points	15 vs. Arkansas (11/27/25)
6, 4x, last vs. Lipscomb (12/16/25)	Rebounds	6, 2x, last vs. Lipscomb (12/16/25)
8 vs. Arkansas (11/27/25)	Assists	8 vs. Arkansas (11/27/25)
3 vs. Pittsburgh (1/20/24)	Steals	1, 5x, last vs. Florida (12/2/25)
2 vs. Kansas (11/26/24)	Blocks	1 vs. Lipscomb (12/16/25)
7 vs. Michigan State (11/14/23)	FG Made	5, 2x, last vs. Arkansas (11/27/25)
4 vs. Michigan State (11/14/23)	3FG Made	3 vs. Niagara (11/21/25)
5 vs. Pittsburgh (1/20/24)	FT Made	4 vs. Lipscomb (12/16/25)
36 at Georgia Tech (12/2/23)	Minutes	34 vs. Florida (12/2/25)

SEASON HIGHS

PRODUCTION

	Season	Career
Double-figure points	4	20
Double-doubles	--	--
20-point games	--	--
3+ 3-point field goals	1	6
5+ rebounds	4	7
3+ assists	4	20
2+ steals	--	10
2+ blocks	--	1
Dunks	--	2
Three-point plays	--	2

#8 • DARREN HARRIS

G/F • 6-6 • 195 • So. • Herndon, Va. • St. Paul VI

2025-26

- » Played eight minutes in Duke's season opener (11/4), connecting on one three-pointer, while adding one assist and one steal
- » Set new career highs for minutes (22) and assists (three) against Western Carolina (11/8)
- » Career day from the field during Duke's win at Army West Point, making five three-pointers en route to 15 points
- » Scored 11 points, on 3-of-6 shooting, including 2-for-5 from deep against Lipscomb (12/16)

2024-25

- » Played a career-high 17 minutes against Florida State (3/1), making a career-high three field goals, while matching his career highs for points, rebounds, steals and assists
- » Made postseason debut with a career-high seven points against Mount St. Mary's (3/21)

High School

- » Four-star prospect according to both 247Sports and ESPN, out of St. Paul VI Catholic High School (Fairfax, Va.)
- » Ranked No. 45 by ESPN and No. 56 by 247Sports
- » Named the 2023-24 Gatorade Virginia Player of the Year after averaging 17.2 points, 4.5 rebounds, 3.1 assists and 1.9 steals per game
- » Led team to 33-2 record and both conference (WCAC) and state (VISAA) championships as a senior
- » Registered 24 points and four rebounds in the VISAA state championship game
- » Scored 36 points, including 19 in the third quarter, during a 101-89 victory over IMG Academy in the 2024 Chipotle Nationals, eventually advancing to the national title game
- » Helped lead Team Takeover to eight wins at the EYBL Peach Jam, averaging 14.3 points, 3.4 rebounds and 2.5 assists per game
- » Scored 28 points on 10-of-15 shooting, including 5-of-7 from beyond the arc, in the EYBL Championship, earning MVP and All-EYBL First Team honors

Career Statistics

Season	GP-GS	Min	FG-FGA	Pct.	3PT-A	Pct.	FT-FTA	Pct.	Reb	Avg.	PF-DQ	Ass	TO	Blk	Stl	Pts	Avg
2024-25	21-0	128	15-41	.366	5-22	.227	8-16	.500	24	1.1	4-0	7	1	0	3	43	2.0
2025-26	12-0	160	18-41	.439	14-35	.400	15-20	.750	12	1.0	12-0	10	2	0	6	65	5.4
Totals	33-0	288	33-82	.402	19-57	.333	23-36	.639	36	1.1	16-0	17	3	0	9	108	3.3

LAST FIVE GAME STATS

Date	Opponent	Start	FG	Pct.	3FG	Pct.	FT	Pct.	Reb	PF	Pts	Ass	TO	Blk	Stl	Min
11/27	vs. #22 Arkansas		0-0	.000	0-0	.000	0-0	.000	0-0-0	0	0	0	0	0	0	2
12/2	#15 Florida		0-0	.000	0-0	.000	0-0	.000	2-1-3	1	0	0	1	0	1	9
12/6	at #7 Michigan State		1-3	.333	1-3	.333	0-0	.000	0-0-0	0	3	0	0	0	0	4
12/16	Lipscomb		3-6	.500	2-5	.400	3-4	.750	1-0-1	1	11	2	0	0	2	22
12/20	vs. #19 Texas Tech		1-2	.500	1-2	.500	2-2	1.000	0-0-0	2	5	0	0	0	0	16

CAREER HIGHS

15 at Army West Point (11/11/25)	Points	15 at Army West Point (11/11/25)
4, 3x, last vs. Mt. St. Mary's (3/21/25)	Rebounds	3, 2x, last vs. Florida (12/2/25)
3 vs. Western Carolina (11/8/25)	Assists	3 vs. Western Carolina (11/8/25)
2, 2x, last vs. Lipscomb (12/16/25)	Steals	2, 2x, last vs. Lipscomb (12/16/25)
--	Blocks	--
5 at Army West Point (11/11/25)	FG Made	5 at Army West Point (11/11/25)
5 at Army West Point (11/11/25)	3FG Made	5 at Army West Point (11/11/25)
3, 3x, last vs. Lipscomb (12/16/25)	FT Made	3, 2x, last vs. Lipscomb (12/16/25)
22, 2x, last vs. Lipscomb (12/16/25)	Minutes	22, 2x, last vs. Lipscomb (12/16/25)

SEASON HIGHS

PRODUCTION

	Season	Career
Double-figure points	2	2
Double-doubles	--	--
20-point games	--	--
3+ 3-point field goals	1	1
5+ rebounds	--	--
3+ assists	1	1
2+ steals	2	2
2+ blocks	--	--
Dunks	--	2

2025-26

- » Played 18 minutes in his debut versus Texas (11/4), scoring four points, while adding three rebounds and two assists
- » Connected on two three-pointers against Western Carolina (11/8), en route to eight points alongside four rebounds
- » Brought in six rebounds, including three on the offensive glass, at Army West Point (11/11)
- » Dished five assists against Indiana State (11/14), while also scoring nine points and matching his career benchmark for rebounds (six)
- » Scored a season-high 12 points against Niagara (11/21), connecting on 4-of-5 from long distance, and matched a season high for assists with five
- » Played 28 key minutes vs. Arkansas (11/27), a new season high, while finishing the game leading all players with a +/- of +18
- » Made three first-half three-pointers at Michigan State (12/6), en route to 10 total points, while adding a career-high nine rebounds

High School

- » Ranked as a five-star recruit, the No. 15 player overall and the No. 4 player in California by both ESPN and 247Sports.
- » Achieved a composite ranking of 0.9922 by 247Sports and a grade of 91 by ESPN.
- » Honored as a McDonald's All-American.
- » Helped Harvard-Westlake to back-to-back state championships (2024, 2023), along with overall records of 31-3 in 2024-25, 33-3 in 2023-24 and 33-2 in 2022-23.
- » Played with Team USA at the 2025 FIBA U19 Men's World Cup in Switzerland.
- » Member of the 2025 USA Men's Nike Hoop Summit team that defeated the World Select team 124-114 in overtime, recording five points and two rebounds off the bench.
- » Represented USA Basketball at the 2024 FIBA U18 AmeriCup, along with current Duke center Patrick Ngongba II, starting all six games and helping lead the team to a gold medal, while averaging 7.7 points, 6.3 rebounds and 3.0 assists during the event.
- » Secured a second gold medal with the U.S. 3x3 team at the U18 World Cup in Hungary, being named World Cup MVP.
- » Earned third goal medal representing USA Basketball during the 2025 FIBA U19 Men's World Cup, averaging 9.7 points, 3.3 rebounds and 2.1 assists, including 14 points, seven boards, five assists and five steals versus Cameroon (July 1).
- » Former Duke guard Spencer Hubbard also attended Harvard-Westlake.

Career Statistics

Season	GP-GS	Min	FG-FGA	Pct.	3PT-A	Pct.	FT-FTA	Pct.	Reb	Avg.	PF-DQ	Ast	TO	Blk	Stl	Pts	Avg
2025-26	12-4	247	25-58	.431	15-41	.366	9-16	.563	47	3.9	22-0	20	17	0	5	74	6.2
Totals	12-4	247	25-58	.431	15-41	.366	9-16	.563	47	3.9	22-0	20	17	0	5	74	6.2

LAST FIVE GAME STATS

Date	Opponent	Start	FG	Pct.	3FG	Pct.	FT	Pct.	Reb	PF	Pts	Ast	TO	Blk	Stl	Min
11/27	vs. #22 Arkansas	*	1-4	.250	0-2	.000	2-4	.500	2-3-5	1	4	0	0	0	0	28
12/2	#15 Florida	*	0-2	.000	0-1	.000	0-0	.000	1-1-2	1	0	1	2	0	0	12
12/6	at #7 Michigan State	*	3-7	.429	3-6	.500	1-2	.500	3-6-9	2	10	0	1	0	1	34
12/16	Lipscomb	*	0-3	.000	0-3	.000	0-0	.000	0-3-3	4	0	1	3	0	2	14
12/20	vs. #19 Texas Tech	*	3-8	.375	2-6	.333	0-0	.000	0-0-0	2	8	0	1	0	0	18

CAREER HIGHS

12 vs. Niagara (11/21/25)	Points	12 vs. Niagara (11/21/25)
9 at Michigan State (12/6/25)	Rebounds	9 at Michigan State (12/6/25)
5, 2x, last vs. Niagara (11/21/25)	Assists	5, 2x, last vs. Niagara (11/21/25)
2 vs. Lipscomb (12/16/25)	Steals	2 vs. Lipscomb (12/16/25)
--	Blocks	--
4 vs. Niagara (11/21/25)	FG Made	4 vs. Niagara (11/21/25)
4 vs. Niagara (11/21/25)	3FG Made	4 vs. Niagara (11/21/25)
2, 3x, last vs. Arkansas (11/27/25)	FT Made	2, 3x, last vs. Arkansas (11/27/25)
28 vs. Arkansas (11/27/25)	Minutes	28 vs. Arkansas (11/27/25)

SEASON HIGHS

PRODUCTION

	Season	Career
Double-figure points	2	2
Double-doubles	--	--
20-point games	--	--
3+ 3-point field goals	2	2
5+ rebounds	4	4
3+ assists	3	3
2+ steals	1	1
2+ blocks	--	--
Dunks	1	1
Three-point-plays	--	--

2025-26

- » Played 24 minutes in Duke's first game of the season versus Texas (11/4), scoring 10 points against the Longhorns
- » Had a career night at Army West Point (11/11), setting new benchmarks in points (16), rebounds (nine) and assists (four)
- » Blocked four shots, a new career high, vs. Indiana State (11/14)
- » Reached double figures against Kansas (11/18), scoring 13 on a perfect 4-for-4 from the field
- » Amassed a new career-high 17 points versus Niagara (11/21), shooting a perfect 3-for-3 from the field, including his first career three-pointer, and 10-of-11 from the free-throw line
- » Stuffed the stat sheet with 11 points, five rebounds, five assists and five blocks against Florida (12/2)
- » First career double-double in Duke's win over Lipscomb (12/16), scoring 10 points while grabbing a career-high 11 rebounds

2024-25

- » Made his Duke debut against Wofford (11/16) after missing the first two weeks of the season due to injury
- » Praised for his performance off the bench at Wake Forest (1/25), logging a career-high 21 minutes with three rebounds, two steals and four points, en route to a team-high plus-minus of +19
- » Remained perfect from the field in the postseason, going 6-of-6 against North Carolina (3/14), scoring a career-high 12 points against the Tar Heels - highlighted with three dunks
- » Blocked a career-high three shots against Louisville (3/15), while scoring seven points in the ACC title game

High School

- » Five-star prospect according to ESPN, out of St. Paul VI Catholic High School (Fairfax, Va.)
- » Named to the USA Basketball 2024 Men's U18 National Team and selected to participate in the Nike Hoop Summit
- » Helped USA capture the gold medal in the 2024 FIBA Men's U18 AmeriCup (June 2024), averaging 4.5 points, 4.8 rebounds, 1.2 blocks and 1.0 assists per game, while shooting 66.7% (10 of 15) from the field
- » Had a breakout season for Team Takeover on the EYBL circuit, averaging 12.0 points and 7.4 rebounds, including a statement game with a 33-point, 18-rebound and five-assist performance against Phenom University

Personal

- » Son of two former collegiate basketball players, with both of his parents - Patrick and Tajama - playing for George Washington
- » Tajama graduated as George Washington's all-time leading scorer with 2,134 career points and played two seasons in the WNBA

Career Statistics

Season	GP-GS	Min	FG-FGA	Pct.	3PT-A	Pct.	FT-FTA	Pct.	Reb	Avg.	PF-DQ	Ast	TO	Blk	Stl	Pts	Avg
2024-25	30-0	316	46-64	.719	0-1	.000	24-33	.727	80	2.7	51-2	23	7	16	11	116	3.9
2025-26	12-12	287	48-74	.649	4-15	.267	33-48	.688	78	6.5	34-1	28	20	18	7	133	11.1
Totals	42-12	603	94-138	.681	4-16	.250	57-81	.704	158	3.8	85-3	51	27	34	18	249	5.9

LAST FIVE GAME STATS

Date	Opponent	Start	FG	Pct.	3FG	Pct.	FT	Pct.	Reb	PF	Pts	Ast	TO	Blk	Stl	Min
11/27	vs. #22 Arkansas	*	4-8	.500	1-2	.500	2-2	1.000	3-2-5	3	11	2	1	1	1	29
12/2	#15 Florida	*	4-6	.667	2-3	.667	1-2	.500	2-3-5	2	11	5	2	5	0	34
12/6	at #7 Michigan State	*	1-3	.333	0-1	.000	4-8	.500	0-6-6	3	6	0	1	2	0	26
12/16	Lipscomb	*	5-9	.556	0-0	.000	0-0	.000	4-7-11	3	10	1	2	2	2	24
12/20	vs. #19 Texas Tech	*	1-1	1.000	0-0	.000	2-5	.400	2-2-4	3	4	4	1	0	1	21

CAREER HIGHS

17 vs. Niagara (11/21/25)	Points	17 vs. Niagara (11/21/25)
11 vs. Lipscomb (12/16/25)	Rebounds	11 vs. Lipscomb (12/16/25)
5 vs. Florida (12/2/25)	Assists	5 vs. Florida (12/2/25)
2, 2x, last vs. Lipscomb (12/16/25)	Steals	2 vs. Lipscomb (12/16/25)
5 vs. Florida (12/2/25)	Blocks	5 vs. Florida (12/2/25)
8 vs. Howard (11/23/25)	FG Made	8 vs. Howard (11/23/25)
2 vs. Florida (12/2/25)	3FG Made	2 vs. Florida (12/2/25)
9 vs. Niagara (11/21/25)	FT Made	9 vs. Niagara (11/21/25)
34 vs. Florida (12/2/25)	Minutes	34 vs. Florida (12/2/25)

SEASON HIGHS

PRODUCTION

	Season	Career
Double-figure points	9	10
Double-doubles	1	1
20-point games	--	--
3+ 3-point field goals	--	--
5+ rebounds	10	15
3+ assists	3	4
2+ steals	1	2
2+ blocks	5	9
Dunks	19	28
Three-point-plays	1	3

2025-26

- » Earned the start in his Duke debut, scoring eight points against Texas (11/4). Added six boards, three steals and assist against the Longhorns
- » Exploded for 19 points at Army West Point (11/11), including 13 in the first eight minutes of action. Went 6-for-8 from the field, including 3-for-5 from beyond the arc
- » Reached double-figures for the second straight game, scoring 10 against Indiana State (11/14), while adding two steals
- » Contributed in a variety of ways against Niagara (11/21) with five points, five boards, season-highs of four steals and three assists, and a rejection
- » Made three first-half triples against Texas Tech (12/20), matching his career high for makes from beyond the arc

High School

- » Native of Oderzo in the Italian region of Treviso.
- » Rated as a five-star recruit by 247Sports.
- » Signed with FC Barcelona ahead of the 2022-23 campaign, where he played for the Junior and B teams.
- » Made his Spanish ACB league debut for FC Barcelona's first team when he was 16 years old, in January 2023, becoming the second-youngest player to officially log minutes for the club.
- » Continued as a member of FC Barcelona B for the 2023-24 season, while also earning additional callups to the first team, before officially making the first-team roster for the 2024-25 slate.
- » Tallied appearances in domestic league action during the 2024-25 season, playing 12.6 minutes per game while averaging 5.8 points and 1.7 rebounds per game.
- » Shot 52.1 percent from the field and 42.9 percent from deep in 2024-25 domestic play.
- » Made a splash with 21 points and three assists in a victory over CB Breogan in March 2025.
- » Played in 15 EuroLeague games for FC Barcelona in 2024-25, including two starts, while averaging shooting percentages of 58.3 from the field and 40.0 from beyond the arc.
- » Broke onto the collegiate scene during the 2025 Nike Hoop Summit, where he logged 17 points and four rebounds in 25 minutes for Team World, playing against a Team USA squad that including his future teammates Cameron and Cayden Boozier.
- » Began his basketball career with a local academy, Orange Basket Bassano, before beginning play for Bassano del Grappa at the age of 13, where he played until signing with FC Barcelona.

Career Statistics

Season	GP-GS	Min	FG-FGA	Pct.	3PT-A	Pct.	FT-FTA	Pct.	Reb	Avg.	PF-DQ	Ass	TO	Blk	Stl	Pts	Avg
2025-26	12-8	229	26-63	.413	15-40	.375	12-25	.480	45	3.8	23-0	12	12	2	16	79	6.6
Totals	12-8	229	26-63	.413	15-40	.375	12-25	.480	45	3.8	23-0	12	12	2	16	79	6.6

LAST FIVE GAME STATS

Date	Opponent	Start	FG	Pct.	3FG	Pct.	FT	Pct.	Reb	PF	Pts	Ass	TO	Blk	Stl	Min
11/27	vs. #22 Arkansas	*	2-6	.333	0-3	.000	0-0	.000	0-2-2	2	4	0	1	0	1	17
12/2	#15 Florida		0-1	.000	0-1	.000	0-0	.000	0-2-2	1	0	0	0	0	2	17
12/6	at #7 Michigan State		1-4	.250	1-2	.500	1-2	.500	1-1-2	2	4	1	0	0	0	20
12/16	Lipscomb		2-6	.333	1-3	.333	1-3	.333	1-4-5	2	6	3	3	0	1	14
12/20	vs. #19 Texas Tech		3-7	.429	3-6	.500	0-0	.000	0-3-3	4	9	0	1	0	0	10

CAREER HIGHS

19 at Army West Point (11/11/25)	Points	19 at Army West Point (11/11/25)
8 vs. Howard (11/23/25)	Rebounds	8 vs. Howard (11/23/25)
3, 2x, last vs. Lipscomb (12/16/25)	Assists	3, 2x, last vs. Lipscomb (12/16/25)
4 vs. Niagara (11/21/25)	Steals	4 vs. Niagara (11/21/25)
1, 2x, last vs. Niagara (11/21/25)	Blocks	1, 2x, last vs. Niagara (11/21/25)
6 at Army West Point (11/11/25)	FG Made	6 at Army West Point (11/11/25)
3, 2x, last vs. Texas Tech (12/20/25)	3FG Made	3, 2x, last vs. Texas Tech (12/20/25)
4 at Army West Point (11/11/25)	FT Made	4 at Army West Point (11/11/25)
28 vs. Texas (11/4/25)	Minutes	28 vs. Texas (11/4/25)

SEASON HIGHS

PRODUCTION

	Season	Career
Double-figure points	2	2
Double-doubles	--	--
20-point games	--	--
3+ 3-point field goals	2	2
5+ rebounds	4	4
3+ assists	2	2
2+ steals	5	5
2+ blocks	--	--
Dunks	7	7
Three-point plays	--	--

2025-26

- » Brought in four rebounds, while scoring three points, in six minutes of action versus Niagara (11/21)

2024-25 (Junior at Princeton)

- » NABC Honors Court
- » Recorded 10 points, seven rebounds, five assists and two steals against Cornell (1/25)
- » Scored four points on 2-for-3 shooting had two rebounds in Princeton's win over Akron (12/30)

Career

- » Played three seasons (2022-25) at Princeton, appearing in 67 games with four starts, averaging just over 10 minutes per game.
- » Collected career totals of 147 points (2.2 ppg), 121 rebounds (1.8 rpg) and 47 assists (0.7 apg).
- » Made all four starts as a junior and appeared in all 29 games as a sophomore.
- » Scored a career-high 13 points as a freshman, against Cairn (11/30/22), and posted a career high for rebounds as a sophomore, bringing down 12 caroms against Delaware Valley (12/22/23).

High School

- » Attended the Hun School of Princeton
- » Named the 2021-22 Trentonian Prep Player of the Year.
- » 2021-22 First Team All-MAPL
- » Hoopgroup Showcase League First Team
- » Averaged a double-double his junior and senior years, while also leading the team in points, rebounds, assists and steals as a senior
- » 2022 First Team Spring Jam Fest
- » Prep A First Team junior and senior year

Career Statistics

Season	GP-GS	Min	FG-FGA	Pct.	3PT-A	Pct.	FT-FTA	Pct.	Reb	Avg.	PF-DQ	Ass	TO	Blk	Stl	Pts	Avg
2022-23*	18-0	120	18-40	.450	4-18	.222	8-11	.727	24	1.3	7-0	13	15	0	7	48	2.7
2023-24*	29-0	355	22-53	.415	6-22	.273	16-24	.667	64	2.2	31-0	18	11	2	15	66	2.3
2024-25*	20-4	200	10-39	.256	3-13	.231	10-22	.455	33	1.7	20-0	16	13	2	6	33	1.7
2025-26	5-0	19	2-3	.667	2-2	1.000	0-0	.000	7	1.4	1-0	1	1	0	1	6	1.2
Totals	72-4	695	52-135	.385	15-55	.273	34-57	.596	128	1.8	59-0	48	40	4	29	153	2.1

* at Princeton

LAST FIVE GAME STATS

Date	Opponent	Start	FG	Pct.	3FG	Pct.	FT	Pct.	Reb	PF	Pts	Ass	TO	Blk	Stl	Min
11/27	vs. #22 Arkansas		dnp	(coach's decision)												
12/2	#15 Florida		dnp	(coach's decision)												
12/6	at #7 Michigan State		dnp	(coach's decision)												
12/16	Lipscomb		dnp	(coach's decision)												
12/20	vs. #19 Texas Tech		dnp	(coach's decision)												

CAREER HIGHS

13 vs. Cairn (11/30/22)	Points	3, 2x, last vs. Niagara (11/21/25)
12 vs. Delaware Valley (12/22/23)	Rebounds	4 vs. Niagara (11/21/25)
6 vs. Monmouth (12/10/22)	Assists	1 vs. Niagara (11/21/25)
4 vs. Brown (3/16/24)	Steals	1 at Army West Point (11/11/25)
1, 4x, last vs. Kean (1/4/25)	Blocks	--
5 vs. Cairn (11/30/22)	FG Made	1, 2x, last vs. Niagara (11/21/25)
2, 3x, last vs. Cornell (1/25/25)	3FG Made	1, 2x, last vs. Niagara (11/21/25)
4 at Cornell (1/27/24)	FT Made	--
31 vs. Cornell (1/25/25)	Minutes	6 vs. Niagara (11/21/25)

SEASON HIGHS

PRODUCTION

	Season	Career
Double-figure points	--	2
Double-doubles	--	--
20-point games	--	--
3+ 3-point field goals	--	--
5+ rebounds	--	5
3+ assists	--	5
2+ steals	--	8
2+ blocks	--	--
Dunks	--	--*
Three-point plays	--	--*

* stats from Princeton not included

2025-26

- » Scored five points across Duke's two Brotherhood Run games against Niagara (11/21) and Howard (11/23)

2024-25

- » First Duke points came at Miami (2/25) on a three-pointer
- » Played a season-high six minutes against Florida State (3/1), scoring two points from the free throw line

Career

- » Played three seasons (2020-23) at Rice, appearing in 95 games with 55 starts. Missed the 2023-24 season due to injury
- » Totaled 537 points (5.7 ppg), 397 rebounds (4.2 rpg), 89 assists, 51 steals and 23 blocked shots in three seasons with the Owls
- » Averaged 7.6 points, 6.1 rebounds and 1.3 assists per contest as a junior in 2022-23, playing 35 games with 34 starts

LAST FIVE GAME STATS

Date	Opponent	Start	FG	Pct.	3FG	Pct.	FT	Pct.	Reb	PF	Pts	Ass	TO	Blk	Stl	Min
11/27	vs. #22 Arkansas	dnp	(coach's decision)													
12/2	#15 Florida	dnp	(coach's decision)													
12/6	at #7 Michigan State	dnp	(coach's decision)													
12/16	Lipscomb	dnp	(coach's decision)													
12/20	vs. #18 Texas Tech	dnp	(coach's decision)													

CAREER HIGHS

SEASON HIGHS

17 at Louisiana Tech (2/26/21)	Points	3 vs. Howard (11/23/25)
16 at UTEP (12/31/22)	Rebounds	1, 3x, last vs. Indiana State (11/14/25)
6 at Sam Houston (12/19/20)	Assists	1 vs. Indiana State (11/14/25)
2, 10x, last vs. Southern Utah (3/20/23)	Steals	--
2, 3x, last vs. Louisiana Tech (1/5/23)	Blocks	--
5, 2x, last vs. UTSA (2/16/23)	FG Made	1, 2x, last vs. Howard (11/23/25)
4, 2x, last vs. UTSA (2/16/23)	3FG Made	1 vs. Howard (11/23/25)
6 at UTEP (12/31/22)	FT Made	--
43 at UTEP (12/31/22)	Minutes	6 vs. Niagara (11/21/25)

Career Statistics

Season	GP-GS	Min	FG-FGA	Pct.	3PT-A	Pct.	FT-FTA	Pct.	Reb	Avg.	PF-DQ	Ass	TO	Blk	Stl	Pts	Avg
2020-21*	28-12	496	39-100	.390	22-60	.367	35-52	.673	86	3.1	43-0	28	16	9	12	135	4.8
2021-22*	32-9	531	40-105	.381	23-64	.359	32-45	.711	97	3.0	38-0	17	20	3	10	135	4.2
2022-23*	35-34	1080	80-186	.430	44-118	.373	63-82	.768	214	6.1	66-0	44	50	11	29	267	7.6
2023-24*	Did not see game action																
2024-25	13-0	30	1-6	.167	1-5	.200	2-4	.500	5	0.4	1-0	2	1	0	0	5	0.4
2025-26	5-0	19	2-10	.200	1-6	.167	0-0	.000	3	0.6	1-0	1	0	0	0	5	1.0
Totals	113-55	2156	162-407	.398	91-253	.360	132-183	.721	405	3.6	149-0	92	87	23	51	547	4.8

* at Rice

PRODUCTION

Season Career

Double-figure points	--	17
Double-doubles	--	1
20-point games	--	--
3+ 3-point field goals	--	7
5+ rebounds	--	35
3+ assists	--	10
2+ steals	--	30
2+ blocks	--	10
Three-point-plays	--	--*
Dunks	--	--*

* stats from Rice not included

2025-26

- » Scored first points of his Duke career against Western Carolina (11/8)
- » Played seven minutes vs. Niagara (11/21), scoring two points

Career

- » Played in two of his three seasons (2022-25) at Rice, appearing in 25 games, while averaging 3.5 minutes game, across his first two seasons before redshirting as a junior.
- » Collected career totals of 50 points (2.0 ppg) and 29 rebounds (1.2 rpg).
- » Shot 10-of-15 (.667) from the field across nine games as a freshman.
- » Tallied 16 appearances as a sophomore, shooting 9-of-21 (.429) from the field and 10-of-13 (.769) from the charity stripe.
- » Logged his career high for points in a game (seven) in both his freshman and sophomore seasons, against North American (12/15/22) and UT Martin (11/30/23), respectively.
- » Named to the 2024 AAC All-Academic Team and 2023 Conference USA Commissioner's Honor Roll.

High School

- » Attended Covenant Day School.
- » Averaged 10.4 points, 7.1 rebounds and nearly two blocks per game as a senior.

LAST FIVE GAME STATS

Date	Opponent	Start	FG	Pct.	3FG	Pct.	FT	Pct.	Reb	PF	Pts	Ass	TO	Blk	Stl	Min
11/27	vs. #22 Arkansas	dnp	(coach's decision)													
12/2	#15 Florida	dnp	(coach's decision)													
12/6	at #7 Michigan State	dnp	(coach's decision)													
12/16	Lipscomb	dnp	(coach's decision)													
12/20	vs. #19 Texas Tech	dnp	(coach's decision)													

CAREER HIGHS

SEASON HIGHS

7, 2x, last vs. UT Martin (11/30/23)	Points	2, 2x, last vs. Niagara (11/21/25)
5 vs. North American (12/15/22)	Rebounds	2 vs. Howard (11/23/25)
1, 2x, last vs. St. Thomas (TX) (11/7/23)	Assists	--
1, 2x, last at Wichita State (3/2/24)	Steals	--
1, 8x, last vs. Indiana State (11/14/25)	Blocks	1 vs. Indiana State (11/14/25)
3, 2x, last UT Martin (11/30/23)	FG Made	1, 2x, last vs. Niagara (11/21/25)
--	3FG Made	--
2, 4x, last at Temple (1/20/24)	FT Made	--
8, 2x, last at Wichita State (3/2/24)	Minutes	7 vs. Niagara (11/21/25)

Career Statistics

Season	GP-GS	Min	FG-FGA	Pct.	3PT-A	Pct.	FT-FTA	Pct.	Reb	Avg.	PF-DQ	Ass	TO	Blk	Stl	Pts	Avg
2022-23*	9-0	36	10-15	.667	0-0	.000	2-5	.400	19	2.1	4-0	1	1	4	0	22	2.4
2023-24*	16-0	52	9-21	.429	0-0	.000	10-13	.769	10	0.6	5-0	1	1	3	2	28	1.8
2024-25*	did not see game action																
2025-26	5-0	22	2-4	.500	0-0	.000	0-1	.000	3	0.6	6-0	0	2	1	0	4	0.8
Totals	30-0	110	21-40	.525	0-0	.000	12-19	.632	32	1.1	15-0	2	4	8	2	54	1.8

* at Rice

PRODUCTION

Season Career

Double-figure points	--	--
Double-doubles	--	--
20-point games	--	--
3+ 3-point field goals	--	--
5+ rebounds	--	--
3+ assists	--	--
2+ steals	--	--
2+ blocks	--	--
Three-point-plays	--	--*
Dunks	--	--*

* stats from Rice not included

2025-26

» Plans to redshirt this season

High School

- » Rated as a four-star prospect by 247Sports and ESPN - originally a Class of 2026 recruit before re-classifying.
- » Ranked 25th nationally by ESPN and 47th nationally by 247Sports.
- » Tabbed as the fifth-best power forward by ESPN and the 11th-best by 247Sports.
- » A native of Boston, Mass., played in high school at Brewster Academy in Wolfeboro, N.H.
- » Ranked as the second-best player in the state of New Hampshire by both ESPN and 247Sports.
- » Averaged 16.4 points and 6.1 rebounds playing for the Mass Rivals grassroots program during the spring Adidas 3SSB circuit.
- » Scored 22 points and grabbed 13 rebounds to lead Brewster Academy to a victory in the first round of the Chipotle Nationals, before falling to the top-seeded Christopher Columbus High School, featuring Wilkins' future teammates Cameron and Cayden Boozer.
- » Led the team in scoring against Christopher Columbus with 14 points, while also reeling in a game-high 12 caroms, including seven on the offensive glass.

LAST FIVE GAME STATS

Date	Opponent	Start	FG	Pct.	3FG	Pct.	FT	Pct.	Reb	PF	Pts	Ast	TO	Blk	Stl	Min
11/27	vs. #22 Arkansas	dnp	(coach's decision)													
12/2	#15 Florida	dnp	(coach's decision)													
12/6	at #7 Michigan State	dnp	(coach's decision)													
12/16	Lipscomb	dnp	(coach's decision)													
12/20	vs. #19 Texas Tech	dnp	(coach's decision)													

CAREER HIGHS

SEASON HIGHS

--	Points	--
--	Rebounds	--
--	Assists	--
--	Steals	--
--	Blocks	--
--	FG Made	--
--	3FG Made	--
--	FT Made	--
--	Minutes	--

PRODUCTION

Season

Career

Double-figure points	--	--
Double-doubles	--	--
20-point games	--	--
3+ 3-point field goals	--	--
5+ rebounds	--	--
3+ assists	--	--
2+ steals	--	--
2+ blocks	--	--
Dunks	--	--
Three-point plays	--	--
Four-point plays	--	--

Career Statistics

Season	GP-GS	Min	FG-FGA	Pct.	3PT-A	Pct.	FT-FTA	Pct.	Reb	Avg.	PF-DQ	Ast	TO	Blk	Stl	Pts	Avg
2025-26	--																
Totals	--																

2025-26 ACC WEEKLY HONORS

2025-26 Season

Cameron Boozer	Player of the Week	Nov. 17
Cameron Boozer	Rookie of the Week	Nov. 17
Cameron Boozer	Rookie of the Week	Nov. 24
Cameron Boozer	Player of the Week	Dec. 1
Cameron Boozer	Rookie of the Week	Dec. 1
Cameron Boozer	Player of the Week	Dec. 8
Cameron Boozer	Rookie of the Week	Dec. 8

Career Honors by Blue Devils

Cameron Boozer	Player of the Week	3
	Rookie of the Week	4
Isaiah Evans	Rookie of the Week	1

Notables

Only two players in the history of the league have swept the weekly awards at least three times in a single season: Cooper Flagg (5x, 2024-25) and Cameron Boozer (3x, 2025-26)

as of December 22, 2025

Over the last 12 seasons (since the start of 2013-14), Duke has had an ACC Rookie of the Week in 103 of a possible 211 weeks (48.8%). Twenty-eight different Blue Devils have won the award at least once in that time.

as of December 22, 2025

Most ACC Player of the Week Selections

North Carolina	158
Duke	155
Wake Forest	87
Virginia	86
NC State	82
Georgia Tech	63
Clemson	50
Florida State	31
Virginia Tech	29
Boston College	21
Miami	19
Notre Dame	18
Louisville	17
Pittsburgh	15
Syracuse	12
Stanford	3
SMU	2

as of December 22, 2025

Most ACC Rookie of the Week Selections

Duke	179
North Carolina	99
Georgia Tech	89
Virginia	80
Wake Forest	76
NC State	72
Clemson	51
Florida State	35
Syracuse	16
Boston College	15
Miami	14
Virginia Tech	13
Pittsburgh	11
Notre Dame	9
Louisville	7
Cal	3

as of December 22, 2025

SEASON RESULTS

Overall Record: 11-1 (Home: 6-0; Road: 2-0; Neutral: 3-1) | ACC Regular Season Record: 0-0 (Home: 0-0; Road: 0-0)

Date	AP Rank		Opponent	Result	High Points	High Rebounds	High Assists	High Steals	High Blocks	Attendance
DU	OPP									
N 4	6	RV	vs. Texas - 1	W, 75-60	Evans (23)	Cameron Boozer (12)	Cameron Boozer (3)	Sarr (3)	Cam. Boozer/Ngongba II (1)	12,435
N 8	6	-	WESTERN CAROLINA	W, 95-54	Cameron Boozer (25)	Cameron Boozer (8)	Cam. Boozer/Cay. Boozer (5)	Cay. Boozer/Evans (2)	Four players (1)	^ 9,314
N 11	4	-	at Army West Point	W, 114-59	Sarr (19)	Cameron Boozer/Ngongba II (9)	Cayden Boozer (8)	Sarr (3)	Cam. Boozer/Evans (2)	^ 5,326
N 14	4	-	INDIANA STATE	W, 100-62	Cameron Boozer (35)	Cameron Boozer (12)	Cam. Boozer/Khamenia (5)	Cameron Boozer (3)	Ngongba II (4)	^ 9,314
N 18	5	24	vs. Kansas - 2	W, 78-66	Cameron Boozer (18)	Cameron Boozer (11)	Cameron Boozer (5)	Cay. Boozer/Ngongba II (1)	Evans (1)	19,327
N 21	5	-	NIAGARA	W, 100-42	Ngongba II (17)	Ngongba II (8)	Khamenia (5)	Sarr (4)	Cameron Boozer (2)	^ 9,314
N 23	5	-	HOWARD	W, 93-56	Cameron Boozer (26)	Cameron Boozer (12)	Cayden Boozer (6)	Cameron Boozer/Harris (2)	Ngongba II (2)	^ 9,314
N 27	4	22	vs. Arkansas - 3	W, 80-71	Cameron Boozer (35)	Cameron Boozer (9)	Foster (8)	Cameron Boozer (2)	Ngongba II (1)	10,766
D 2	4	15	FLORIDA	W, 67-66	Cameron Boozer (29)	Brown/Cameron Boozer (6)	Ngongba II (5)	Brown/Sarr (2)	Evans/Ngongba II (5)	^ 9,314
D 6	4	7	at Michigan State	W, 66-60	Cameron Boozer (18)	Cameron Boozer (15)	Cameron Boozer (5)	Cameron Boozer (2)	Ngongba II (2)	^ 14,797
D 16	3	-	LIPSCOMB	W, 97-73	Cameron Boozer (26)	Cameron Boozer (13)	Cayden Boozer (4)	Six players (2)	Ngongba II (2)	^ 9,314
D 20	3	19	vs. Texas Tech - 4	L, 81-82	Cameron Boozer (23)	Cameron Boozer (8)	Cameron Boozer (7)	Brown (5)	Cameron Boozer/Brown (1)	^ 19,812

Duke/opponent AP ranking at time of game | Home games in caps

* - denotes ACC opponent | ^ - denotes sellout

1 - Dick Vitale Invitational (Spectrum Center, Charlotte, N.C.)

2 - State Farm Champions Classic (Madison Square Garden, New York, NY)

3 - CBS Sports Thanksgiving Classic (United Center, Chicago, Ill.)

4 - SentinelOne Classic (Madison Square Garden, New York, NY)

2025-26 ATTENDANCE FIGURES

Site	Games	Sellouts	Total	Average
Home	6	6	55,884	9,314
Away	2	2	20,123	10,062
Neutral	4	1	62,304	15,576
Totals	12	9	138,347	11,529

DUKE RECORD WHEN...

Plays at home	6-0	Has more TOs than opponent	2-0	Margin is 5 pts. or less	1-1
Plays on the road	2-0	Has equal or less TOs than opponent	9-1	Margin is between 6-10	2-0
Plays at neutral site	3-1	Scores more/equal bench points	7-1	Margin is between 11-20	2-0
Record vs. the ACC (regular season)	--	Scores less bench points	4-0	Margin is between 21-30	1-0
Record against non-conference	11-1	Makes 5+ 3-Pt. shots	11-1	Margin is more than 30	5-0
Plays an unranked opponent	7-0	No Duke player fouls out	9-0	Plays on Sunday	1-0
Plays a ranked opponent	4-1	1+ Duke player fouls out	2-0	Plays on Monday	--
Wins the game before	10-1	Has 20+ assists	6-0	Plays on Tuesday	5-0
Loses the game before	--	Wears white uniforms	6-0	Plays on Wednesday	--
Leads at half	9-1	Wears royal blue uniforms	--	Plays on Thursday	1-0
Trails at half	2-0	Wears black uniforms	3-0	Plays on Friday	2-0
Tied at half	--	Wears gray uniforms	1-0	Plays on Saturday	2-1
Plays an overtime game	--	Wears navy blue uniforms (Brotherhood)	--	Scores 59 points or less	--
Shoots 50% or better	5-1	Wears alternate white uniforms (Cameron Brotherhood)	1-1	Scores 60-69 points	2-0
Shoots less than 50%	6-0	Plays in November	8-0	Scores 70-79 points	2-0
Opponent shoots 50% or less	11-0	Plays in December	3-1	Scores 80-89 points	1-1
Shoots better than opponent	11-0	Plays in January	--	Scores 90-99 points	3-0
Shoots worse than opponent	0-1	Plays in February	--	Scores 100+ points	3-0
Has more FTs made than opponent	9-1	Plays in March	--	Plays on ESPN	3-1
Has equal FTs made	--	Plays in April	--	Plays on ESPN2	--
Has less FTs made than opponent	2-0	Plays during the day (before 6 p.m.)	3-0	Plays on ACC Network	4-0
Outrebounds opponent	9-0	Plays at night (after 6 p.m.)	8-1	Plays on ABC	--
Is outrebounded	2-1	Has a 20-pt. scorer	6-1	Plays on CBS/TBS	1-0
Has equal rebounds	--	Has a 30-pt. scorer	2-0	Plays on FOX	1-0
		Has a 40-pt. scorer	--	Plays on CBS Sports Network	1-0
				Plays on The CW	1-0

TEAM HIGHS & LOWS

		<i>DUKE</i>	<i>OPPONENT</i>
Points 1st Half	High	52 vs. Howard (11/23/25)	45 by Lipscomb (12/16/25)
	Low	31 at Michigan State (12/6/25)	18 by Howard (11/23/25)
Points 2nd Half	High	65 at Army West Point (11/11/25)	46 by Texas Tech (12/20/25)
	Low	31 vs. Florida (12/2/25)	23 by Niagara (11/21/25)
Total Points	High	114 at Army West Point (11/11/25)	82 by Texas Tech (12/20/25)
	Low	66 at Michigan State (12/6/25)	42 by Niagara (11/21/25)
FG Made	High	38 vs. Indiana State (11/14/25)	32 by Texas Tech (12/20/25)
	Low	21 at Michigan State (12/6/25)	13 by Niagara (11/21/25)
FG Attempted	High	71 vs. Indiana State (11/14/25)	72 by Western Carolina (11/8/25)
	Low	52, 2x, last vs. Texas Tech (12/20/25)	48 by Niagara (11/21/25)
FG Percentage 1st Half	High	.677 (21-of-31) vs. Howard (11/23/25)	.483 (14-of-29) by Texas Tech (12/20/25)
	Low	.367 (11-of-30) at Michigan State (12/6/25)	.206 (7-of-34) by Western Carolina (11/8/25)
FG Percentage 2nd Half	High	.700 (21-of-30) at Army West Point (11/11/25)	.621 (18-of-29) by Texas Tech (12/20/25)
	Low	.379 (11-of-29) vs. Florida (12/2/25)	.265 (9-of-34) by Army West Point (11/11/25)
FG Percentage	High	.610 (36-of-59) vs. Howard (11/23/25)	.552 (32-of-58) by Texas Tech (12/20/25)
	Low	.382 (21-of-55) at Michigan State (12/6/25)	.271 (13-of-48) by Niagara (11/21/25)
3-Pt. FG Made	High	17 vs. Niagara (11/21/25)	12 by Army West Point (11/11/25)
	Low	7, 3x, last vs. Florida (12/2/25)	4, 2x, last by Kansas (11/18/25)
3-Pt. FG Att.	High	37 at Army West Point (11/11/25)	49 by Army West Point (11/11/25)
	Low	23, 2x, last vs. Arkansas (11/27/25)	17 by Texas (11/4/25)
3-Pt. Percentage 1st Half	High	.500 (7-of-14) vs. Texas Tech (12/20/25)	.462 (6-of-13) by Michigan State (12/6/25)
	Low	.176 (3-of-17) vs. Western Carolina (11/8/25)	.111 (1-of-9) by Texas Tech (12/20/25)
3-Pt. Percentage 2nd Half	High	.556 (10-of-18) vs. Niagara (11/21/25)	.625 (5-of-8) by Howard (11/23/25)
	Low	.167 (2-of-12) vs. Florida (12/2/25)	.091 (1-of-11) by Western Carolina (11/8/25)
3-Pt. FG Pct.	High	.515 (17-of-33) vs. Niagara (11/21/25)	.364 (8-of-22) by Michigan State (12/6/25)
	Low	.269, 2x, last (7-of-26) vs. Florida (12/2/25)	.154 (4-of-26) by Western Carolina (11/8/25)
FT Made	High	25 vs. Western Carolina (11/8/25)	18 by Lipscomb (12/16/25)
	Low	10 vs. Florida (12/2/25)	5 by Army West Point (11/11/25)
FT Attempted	High	33 vs. Western Carolina (11/8/25)	23 by Texas (11/4/25)
	Low	16 vs. Florida (12/2/25)	7 by Army West Point (11/11/25)
FT Percentage	High	.828 (24-Of-29) at Army West Point (11/11/25)	.900 (18-of-20) by Lipscomb (12/16/25)
	Low	.586 (17-of-29) vs. Texas Tech (12/20/25)	.545 (6-of-11) by Western Carolina (11/8/25)
Off. Rebounds	High	20 vs. Lipscomb (12/16/25)	20 by Florida (12/2/25)
	Low	6 vs. Texas Tech (12/20/25)	3 by Lipscomb (12/16/25)
Def. Rebounds	High	38 vs. Western Carolina (11/8/25)	30 by Michigan State (12/6/25)
	Low	22 vs. Florida (12/2/25)	13 by Niagara (11/21/25)
Total Rebounds	High	55 vs. Lipscomb (12/16/25)	44 by Florida (12/2/25)
	Low	29 vs. Texas Tech (12/20/25)	20 by Niagara (11/21/25)
Assists	High	25 at Army West Point (11/11/25)	18 by Michigan State (12/6/25)
	Low	12 at Michigan State (12/6/25)	4 by Florida (12/2/25)
Blocked Shots	High	13 vs. Indiana State (11/14/25)	5 by Michigan State (12/6/25)
	Low	1, 2x, last vs. Arkansas (11/27/25)	0, 2x, last by Texas Tech (12/20/25)
Steals	High	14 vs. Lipscomb (12/16/25)	12 by Lipscomb (12/16/25)
	Low	2 vs. Kansas (11/18/25)	4, 2x, last by Niagara (11/21/25)
Turnovers	High	22 vs. Lipscomb (12/16/25)	18 by Indiana State (11/14/25)
	Low	8, 2x, last at Michigan State (12/6/25)	5 by Michigan State (12/6/25)
Personal Fouls	High	22 vs. Howard (11/23/25)	25 by Texas (11/4/25)
	Low	13 vs. Arkansas (11/27/25)	15 by Michigan State (12/6/25)

INDIVIDUAL GAME HIGHS

	<i>DUKE</i>	<i>OPPONENT</i>
Total Points	35, 2x, last by Cameron Boozer vs. Arkansas (11/27/25)	27 by Christian Anderson, Texas Tech (12/20/25)
First Half Points	23 by Cameron Boozer vs. Indiana State (11/14/25)	15 by Tre White, Kansas (11/18/25)
Second Half Points	20 by Cameron Boozer vs. Arkansas (11/27/25)	23 by Christian Anderson, Texas Tech (12/20/25)
FG Made	13, 2x, last by Cameron Boozer vs. Arkansas (11/27/25)	10 by LeJuan Watts, Texas Tech (12/20/25)
FG Attempted	21 by Cameron Boozer vs. Florida (12/2/25)	18 by Dailyn Swain, Texas (11/4/25)
3-Pt. FG Made	5 by Darren Harris at Army West Point (11/11/25)	5, 3x, last by Christian Anderson, Texas Tech (12/20/25)
3-Pt. FG Attempted	9, 3x, last by Cameron Boozer vs. Florida (12/2/25)	12 by Camp Wagner, Indiana State (11/14/25)
FT Made	10 by Patrick Ngongba II vs. Niagara (11/21/25)	9 by Matas Vokietaitis, Texas (11/4/25)
FT Attempted	12 by Cameron Boozer vs. Texas (11/4/25)	10, 2x, last by Bryce Harris, Howard (11/23/25)
Rebounds	15 by Cameron Boozer at Michigan State (12/6/25)	16 by Carson Cooper, Michigan State (12/6/25)
Offensive Rebounds	7 by Cameron Boozer vs. Indiana State (11/14/25)	6 by Alex Condon, Florida (12/2/25)
Defensive Rebounds	11, 2x, last by Cameron Boozer at Michigan State (12/6/25)	11 by Carson Cooper, Michigan State (12/6/25)
Assists	8, 2x, last by Caleb Foster vs. Arkansas (11/27/25)	13 by Jeremy Fears Jr., Michigan State (12/6/25)
Turnovers	6 by Cameron Boozer vs. Lipscomb (12/16/25)	6 by Trenton Walters, Niagara (11/21/25)
Blocked Shots	5, 2x, last by Isaiah Evans/Patrick Ngongba II vs. Florida (12/2/25)	2, 3x, last by Kellan Boylan, Lipscomb (12/16/25)
Steals	5 by Maliq Brown vs. Texas Tech (12/20/25)	4 by Ian Scott, Indiana State (11/14/25)
Minutes	36, 4x, last by Cameron Boozer vs. Texas Tech (12/20/25)	40, 2x, last by Christian Anderson/Donovan Atwell, Texas Tech (12/20/25)

COMPARISON GAME-BY-GAME

	1st Half	2nd Half	Final	Margin	Total FG	FG Pct.	3pt. FG	3FG Pct.	FT	FT Pct.	Reb	Margin	Assists	Turns	Blocks	Steals	Fouls
vs. Texas	^32-33	43-27	75-60	+15	22-52/19-59	.423/.322	9-23/5-17	.391/.294	22-30/17-23	.733/.739	^37/41	-4	15/6	10/16	2/2	8/4^	21/25*
Western Carolina	45-21	50-33	95-54	+41	30-64/22-72	.469/.306	10-32/^4-26	.313/.154^	*25-33/6-11	.758/.545^	51/42	+9	21/9	10/14	4/1	7/8	16/23
at Army West Point	49-30	*65-29	*114-59	+55	37-65/21-68	.569/.309	16-37/*12-49	.432/.245	24-29/^5-7	*.828/.714	48/27	+21	*25/13	10/17	5/0^	8/6	15/22
Indiana State	51-32	49-30	100-62	+38	*38-71/22-61	.535/.361	10-28/9-30	.357/.300	^14-21/9-15	.667/.600	48/27	+21	22/14	13/18*	*13/1	13/11	19/17
vs. Kansas	41-33*	37-33	78-66	+12	27-58/26-60	.466/.433	^7-26/^4-21	^*.269/.190	17-26/10-14	.654/.714	41/30	+11	17/15	^8/8	^1/4	^2/5	15/22
Niagara	47-19	53-23^	100-42^	+58*	32-55/^13-48	.582/.271^	*17-33/7-29	*.515/.241	19-24/9-15	.792/.600	40/20^	+20	24/11	9/17	5/2	10/4^	19/16^
Howard	*52-18^	41-38	93-56	+37	36-59/17-56	*.610/.304	^7-25/7-21	.280/.333	14-22/15-21	.636/.714	43/26	+17	21/12	11/12	3/2	6/6	*22/20
vs. Arkansas	41-35	39-36	80-71	+9	29-59/26-64	.492/.406	8-23/10-30	.348/.333	14-21/9-11	.667/.818*	37/29	+8	16/17	12/12	^1/3	6/8	^13/18
Florida	36-24	^31-42	67-66	+1	25-56/25-67	.446/.373	^7-26/7-28	^*.269/.250	^10-16/9-12	.625/.750	33/44*	-11^	13/4^	12/13	11/2	7/7	14/16
at Michigan State	31-34	35-26	^66-60	+6	^21-55/21-66	^*.382/.318	9-29/8-22	.310/.364*	15-23/10-14	.652/.714	44/43	+1	^12/18*	^8/5^	4/5*	5/5	18/15^
Lipscomb	48-45*	49-28	97-73	+24	36-69/24-61	.522/.393	8-25/7-23	.320/.304	17-22/*18-20	.773/.900*	*55/21	+34*	21/14	*22/16	4/2	*14/12*	17/19
vs. Texas Tech	46-36	35-46*	81-82*	-1^	27-52/*32-58	.519/.552*	10-27/7-22	.370/.318	17-29/11-17	^*.586/.647	^29/30	-1	15/9	11/11	2/0^	8/7	16/24

* Team season high

^ Team season low

GAME REPORTS

	Duke Jersey Color	Won Tip	Largest Duke Lead	Largest Duke Deficit	No. of Ties	No. of Lead Changes	Duke Led For	Opp. Led For	Game Tied For	Duke's First Sub(s)
vs. Texas	White	Texas	17	4	1	5	30:11	8:39	1:10	Maliq Brown
Western Carolina	White	Duke	41	4	0	1	37:39	1:24	0:57	Cayden Boozer, Maliq Brown, Darren Harris, Nikolas Khamenia
at Army West Point	Gray	Duke	55	-	2	-	38:39	-	1:21	Cayden Boozer, Maliq Brown
Indiana State	White	Duke	42	10	2	4	33:16	5:12	1:32	Cayden Boozer
vs. Kansas	White *	Duke	12	6	4	4	25:56	12:37	1:26	Cayden Boozer, Maliq Brown, Nikolas Khamenia
Niagara	White	Duke	58	-	-	-	39:37	-	0:23	Cayden Boozer, Maliq Brown, Darren Harris, Nikolas Khamenia
Howard	White	Howard	50	-	-	-	39:39	-	0:21	Cayden Boozer, Maliq Brown, Nikolas Khamenia
vs. Arkansas	Black	Duke	13	7	7	4	16:51	18:10	4:59	Cayden Boozer, Nikolas Khamenia
Florida	Black	Florida	15	2	5	9	34:46	1:44	3:30	Dame Sarr
at Michigan State	Black	Michigan State	6	5	5	12	19:00	16:56	4:04	Maliq Brown, Dame Sarr
Lipscomb	White	Duke	29	10	5	4	25:04	13:04	1:52	Cayden Boozer, Maliq Brown, Dame Sarr
vs. Texas Tech	White *	Texas Tech	17	9	3	4	26:14	12:09	1:37	Brown

* Cameron Brotherhood Uniforms

MISCELLANEOUS STATS

Cameron Boozer	12
Patrick Ngongba II	9
Isaiah Evans	7
Cayden Boozer	4
Caleb Foster	4
Dame Sarr	2
Maliq Brown	2
Darren Harris	2
Nikolas Khamenia	1

Opponent	27
Duke	61
Patrick Ngongba II	19
Cameron Boozer	14
Maliq Brown	14
Dame Sarr	7
Isaiah Evans	6
Nikolas Khamenia	1

10, 2x
[4-14] vs. Indiana State (11/14/25)
[16]26] vs. Lipscomb (12/16/25)

19,812 (Madison Square Garden, New York, N.Y..)

SPECIALTY STATS

^{*} Team season high
[^] Team season low

THE LAST TIME IT HAPPENED | TEAM

DUKE WAS RANKED (AP POLL)

No. 1	March 17, 2025
Top 5 (2-5)	December 15, 2025
Top 10 (6-10)	December 22, 2025
Top 25 (11-25)	November 18, 2024

DUKE PLAYED A RANKED OPPONENT (AP POLL)

No. 1	vs. Kansas on Nov. 26, 2024
Top 5 (2-5)	vs. No. 2 Houston on April 5, 2025
Top 10 (6-10) at No. 7 Michigan State on December 6, 2025	
Top 25 (11-25) vs. No. 19 Texas Tech on Dec. 20, 2025	

DUKE DEFEATED A RANKED OPPONENT (AP POLL)

No. 1	vs. Gonzaga [84-81] on Nov. 26, 2021
Top 5 (2-5)	vs. No. 2 Auburn [84-78] on Dec. 4, 2024
Top 10 (6-10) at No. 7 Michigan State on December 6, 2025	
Top 25 (11-25) vs. No. 15 Florida on Dec. 2, 2025	

DUKE LOST TO A RANKED OPPONENT (AP POLL)

No. 1	vs. Kansas [72-75] on Nov. 26, 2024
Top 5 (2-5)	vs. No. 2 Houston [67-60] on April 5, 2025
Top 10 (6-10)	vs. No. 7 North Carolina [79-84] on March 9, 2024
Top 25 (11-25) vs. No. 19 Texas Tech [81-82] on Dec. 20, 2025	

DUKE FACED NO. 1 (AP POLL)

Home	vs. Syracuse [W, 66-60] on Feb. 22, 2014
Road	vs. North Carolina [L, 83-69] on March 7, 1993
Neutral	vs. Kansas [L, 72-75] on Nov. 26, 2024

100 POINTS BY A TEAM

By Duke	100 vs. Niagara (11/21/25)
By Opponent	113 by Wake Forest (2/25/20)

50+ POINT WIN

By Duke	58 [100-42] vs. Niagara (11/21/25)
By Opponent	75 [90-15] by Washington & Lee (1912-13 season)

40+ POINT WIN

By Duke	41 [95-54] vs. Western Carolina (11/8/25)
By Opponent	43 [109-66] by Virginia (3/11/83)

30-39 POINT WIN

By Duke	37 [93-56] vs. Howard (11/23/25)
By Opponent	103-73 by UNLV (4/2/90)

OVERTIME GAME

Duke Win	98-96 at North Carolina (2/8/20)
Duke Loss	62-69 at Virginia (2/11/23)

DOUBLE OVERTIME GAME

Duke Win	66-63 vs. Virginia Tech (12/1/69)
Duke Loss	101-113 at Wake Forest (2/25/20)

TRIPLE OVERTIME GAME

Duke Win	73-72 vs. Clemson (2/24/82)
Duke Loss	70-68 at Virginia (2/25/58)

WON THE GAME IN THE FINAL SECONDS

By Duke	Tyrese Proctor, 2 FT at 1.0 second Duke defeated Clemson, 72-71 (1/27/24)
By Opponent	Christian Anderson, 1 FT at 3.4 seconds Texas Tech defeated Duke, 82-81 (12/20/25)

WON THE GAME AT THE BUZZER

By Duke	Wendell Moore Jr., FG Duke defeated North Carolina, 98-96 [OT] (2/8/20)
By Opponent	Nathan Bain, FG Stephen F. Austin defeated Duke, 85-83 [OT] (11/26/19)

5 PLAYERS IN DOUBLE-FIGURE POINTS

By Duke	vs. Lipscomb (12/16/25)
By Opponent	by NC State (3/14/24)

6 PLAYERS IN DOUBLE-FIGURE POINTS

By Duke	(6) vs. Niagara (11/21/25)
----------------	-----------------------------------

7 PLAYERS IN DOUBLE-FIGURE POINTS

By Duke	(7) vs. Illinois (2/22/25)
---------	----------------------------

8 PLAYERS IN DOUBLE-FIGURE POINTS

By Duke	(8) vs. Clemson (1/27/92)
---------	---------------------------

9+ PLAYERS IN DOUBLE-FIGURE POINTS

By Duke	Never
---------	-------

MADE 40-49 FIELD GOALS

By Duke	40 vs. Illinois (2/22/25)
By Opponent	42 by Florida State (2/4/06)

MADE 50+ FIELD GOALS

By Duke	50 vs. Mercer (12/21/97)
By Opponent	Never

MADE FEWER THAN 20 FIELD GOALS

By Duke	19 vs. Vermont (3/22/24)
By Opponent	17 by Howard (11/23/25)

HAD 70-79 FIELD GOAL ATTEMPTS

By Duke	71 vs. Indiana State (11/14/25)
By Opponent	72 by Western Carolina (11/8/25)

HAD 80-89 FIELD GOAL ATTEMPTS

By Duke	80 at North Carolina (2/8/20)
By Opponent	80 by Syracuse (1/14/19)

HAD 90-99 FIELD GOAL ATTEMPTS

By Duke	90 vs. Wake Forest (12/18/70)
By Opponent	91 by William & Mary (12/3/73)

HAD 100+ FIELD GOAL ATTEMPTS

By Duke	102 vs. NC State (3/5/55)
By Opponent	100 by NC State (2/20/74)

HAD FEWER THAN 30 FIELD GOAL ATTEMPTS

By Duke	23 vs. North Carolina (2/24/79)
By Opponent	29 by North Carolina (3/8/02)

SHOT 60 PERCENT OR BETTER FROM THE FIELD

By Duke	.610 (36-of-59) vs. Howard (11/23/25)
By Opponent	.604 (29-of-48) by Wake Forest (2/24/24)

SHOT 70 PERCENT OR BETTER FROM THE FIELD

By Duke	.704 (38-of-54) vs. Davidson (11/8/13)
By Opponent	.700 (7-of-10) by Wake Forest (2/7/10)

SHOT LESS THAN 30 PERCENT FROM THE FIELD

By Duke	.267 (16-of-60) vs. Oregon State (11/24/22)
By Opponent	.271 (13-of-48) by Niagara (11/21/25)

MADE 10+ THREE-POINT FIELD GOALS

By Duke	10 vs. Texas Tech (12/20/25)
By Opponent	10 by Arkansas (11/27/25)

MADE 15+ THREE-POINT FIELD GOALS

By Duke	17 vs. Niagara (11/21/25)
By Opponent	18 by The Citadel (11/22/21)

MADE 0 THREE-POINT FIELD GOALS

By Duke	0-4 vs. Hawai'i (12/30/89)
By Opponent	0-8 by Tennessee (11/21/11)

HAD 30+ THREE-POINT FIELD GOAL ATTEMPTS

By Duke	33 vs. Niagara (11/21/25)
By Opponent	30 by Arkansas (11/27/25)

SHOT 60 PERCENT OR BETTER FROM THE 3-POINT LINE

By Duke	.600 (15-of-25) at Miami (2/25/25)
By Opponent	.667 (10-of-15) by North Carolina (2/6/21)

SHOT 70 PERCENT OR BETTER FROM THE 3-POINT LINE

By Duke	.706 (12-of-17) vs. Virginia Tech (2/21/13)
By Opponent	.727 (8-of-11) by Georgia Tech (2/4/15)

SHOT 80 PERCENT OR BETTER FROM THE 3-POINT LINE

By Duke	.800 (8-of-10) vs. Minnesota (11/22/12)
By Opponent	.800 (12-of-15) by N. Carolina (3/5/83)

SHOT LESS THAN 20 PERCENT FROM THE 3-POINT LINE

By Duke	.167 (4-of-24) vs. Kentucky (11/12/24)
By Opponent	.190 (4-of-21) by Kansas (11/18/25)

MADE 30-39 FREE THROWS

By Duke	30 vs. Notre Dame (11/1/25)
By Opponent	37 by Wake Forest (2/25/20)

MADE 40+ FREE THROWS

By Duke	40 vs. Southern Illinois (11/20/08)
By Opponent	42 by Wake Forest (12/20/68)

MADE 5 OR FEWER FREE THROWS

By Duke	4 vs. Miami (1/14/25)
By Opponent	5 by Army West Point (11/11/25)

HAD 40-49 FREE THROW ATTEMPTS

By Duke	40 vs. Georgia Tech (1/4/22)
By Opponent	40 by Florida State (3/1/06)

HAD 50+ FREE THROW ATTEMPTS

By Duke	54 vs. Fairfield (11/14/98)
By Opponent	50 by Wake Forest (2/25/20)

SHOT 90 PERCENT OR BETTER FROM THE FOUL LINE

By Duke	.900 (18-of-20) at Miami (2/25/25)
By Opponent	.900 (18-of-20) by Lipscomb (12/16/25)

SHOT 100 PERCENT FROM THE FOUL LINE

By Duke	15-of-15 vs. Virginia Tech (12/31/24)
By Opponent	5-of-5 by Miami (2/25/25)

HAD 50-59 REBOUNDS

By Duke	55 vs. Lipscomb (12/16/25)
By Opponent	50 by North Carolina (4/2/22)

HAD 60+ REBOUNDS

By Duke	61 vs. Saint Francis (Pa.) (12/5/17)
By Opponent	64 by North Carolina (3/5/16)

FIVE PLAYERS FOULED OUT

By Duke	vs. Wake Forest (2/17/08)
By Opponent	by Portland State (11/24/17)

HAD 20-29 ASSISTS

By Duke	21 vs. Lipscomb (12/16/25)
By Opponent	22 by Kansas (11/26/24)

HAD 30+ ASSISTS

By Duke	32 vs. Evansville (12/20/17)
By Opponent	30 by Maryland (2/10/90)

HAD 10+ BLOCKED SHOTS

By Duke	11 vs. Florida (12/2/25)
By Opponent	10 by Arkansas (11/29/23)

HAD 15+ STEALS

By Duke	15 vs. USC Upstate (11/11/22)
By Opponent	15 by Miami (1/8/22)

HAD 20+ TURNOVERS

By Duke	22 vs. Lipscomb (12/16/25)
By Opponent	20 by Miami (2/25/25)

HAD 30+ TURNOVERS

By Duke	33 vs. Maryland (2/9/91)
By Opponent	31 by Eastern Kentucky (11/25/07)

COMMITTED 10 OR FEWER TURNOVERS

By Duke	8 at Michigan State (12/6/25)
By Opponent	5 by Michigan State (12/6/25)

THE LAST TIME IT HAPPENED | INDIVIDUAL

30-39 POINTS BY A PLAYER

By Duke 35, Cameron Boozer vs. Arkansas (11/27/25)
By Opp. 35, Caleb Love, Arizona (3/27/24)

40+ POINTS BY A PLAYER

By Duke 42, Cooper Flagg vs. Notre Dame (1/11/25)
By Opp. 40, Bootsy Thornton, St. John's (1/24/99)

50+ POINTS BY A PLAYER

By Duke 58, Danny Ferry vs. Miami (12/10/88)
By Opp. Never

TWO PLAYERS SCORED 20 OR MORE POINTS

By Duke Cooper Flagg (30) & Kon Knueppel (20)
vs. Arizona (3/27/25)
By Opp. Christian Anderson (27), LeJuan Watts (20)
Texas Tech (12/20/25)

THREE PLAYERS SCORED 20 OR MORE POINTS

By Duke Jared McCain (23), Kyle Filipowski (22),
Jeremy Roach (20) at North Carolina (2/3/24)
By Opp. Armando Bacot (23), Caleb Love (22),
RJ Davis (21), Brady Manek (20), North Carolina (3/5/22)

FOUR PLAYERS SCORED 20 OR MORE POINTS

By Duke Jabari Parker (22), Rodney Hood (22),
Quinn Cook (21), Rasheed Sulaimon (20)
vs. Davidson (11/8/13)
By Opp. Armando Bacot (23), Caleb Love (22),
RJ Davis (21), Brady Manek (20), North Carolina (3/5/22)

TWO PLAYERS SCORED 30 OR MORE POINTS

By Duke Gerald Henderson (35), Jon Scheyer (30)
vs. Wake Forest (2/22/09)
By Opp. Brian Oliver (31), Dennis Scott (31)
Georgia Tech (3/10/90)

10+ FIELD GOALS MADE BY A PLAYER

By Duke 10, Cameron Boozer vs. Lipscomb (12/16/25)
By Opp. 10, LeJuan Watts, Texas Tech (12/20/25)

15+ FIELD GOALS MADE BY A PLAYER

By Duke 15, Matthew Hurt vs. Louisville (2/27/21)
By Opp. 17, Al Thornton, Florida State (2/4/06)

20-29 FIELD GOAL ATTEMPTS BY A PLAYER

By Duke 21, Cameron Boozer vs. Florida (12/2/25)
By Opp. 21, Caleb Love, Arizona (3/27/25)

30+ FIELD GOAL ATTEMPTS BY A PLAYER

By Duke 30, RJ Barrett vs. Syracuse (1/14/19)
By Opp. 32, Al Thornton, Florida State (2/4/06)

PLAYER SHOT 1.000 WITH 5+ FIELD GOAL ATTEMPTS

By Duke 5-of-5, Khaman Maluach vs. Mt. St. Mary's (3/21/25)
By Opp. 8-8, Kadin Shedrick, Virginia (2/7/22)

PLAYER SHOT .800 WITH 10+ FIELD GOAL ATTEMPTS

By Duke 10-12 (.833), Cameron Boozer vs. Howard (11/23/25)
By Opp. 11-13 (.846) by Hunter Sallis, Wake Forest (2/24/24)

PLAYER SHOT .900 WITH 10+ FIELD GOAL ATTEMPTS

By Duke 9-10 (.900), Tyrese Proctor vs. Baylor (3/23/25)
By Opp. 10-11 (.909), Armando Bacot, North Carolina (3/5/22)

5+ 3PT FIELD GOALS MADE BY A PLAYER

By Duke 5, Darren Harris at Army West Point (11/11/25)
By Opp. 5, Christian Anderson, Texas Tech (12/20/25)

10+ 3PT FIELD GOAL ATTEMPTS BY A PLAYER

By Duke 14, Tyrese Proctor vs. Louisville (3/5/25)
By Opp. 10, Meleek Thomas, Arkansas (11/27/25)

PLAYER SHOT .800 WITH 5+ 3PT FIELD GOAL ATTEMPTS

By Duke 4-5 (.800), Nikolas Khamenia
vs. Niagara (11/21/25)
By Opp. 4-5 (.800), Miles Kelly
Auburn (12/4/24)

10+ FREE THROWS MADE BY A PLAYER

By Duke 10, Patrick Ngongba II vs. Niagara (11/21/25)
By Opp. 10, Matthew Cleveland, Florida State(12/31/22)

15+ FREE THROWS MADE BY A PLAYER

By Duke 16, Cooper Flagg vs. Notre Dame (1/11/25)
By Opp. 15, Bryant Crawford, Wake Forest (1/28/17)

10+ FREE THROWS ATTEMPTED BY A PLAYER

By Duke 11, Cameron Boozer vs. Arkansas (11/27/25)
By Opp. 10, Bryce Harris, Howard (11/23/25)

15+ FREE THROWS ATTEMPTED BY A PLAYER

By Duke 16, Cooper Flagg vs. Notre Dame (1/11/25)
By Opp. 17, Au'Diese Toney, Pittsburgh (1/19/21)

20+ FREE THROWS ATTEMPTED BY A PLAYER

By Duke 20, Christian Laettner vs. Boston U. (1/21/92)
By Opp. 22, Buzzy Wilkinson, Virginia (3/4/54)

PLAYER SHOT 1.000 WITH 10+ FREE THROW ATTEMPTS

By Duke 11-of-11, Jared McCain vs. NC State (3/31/24)
By Opp. 10-of-10, Matthew Cleveland, Florida State (12/31/22)

10+ REBOUNDS BY A PLAYER

By Duke 13, Cameron Boozer vs. Lipscomb (12/16/25)
By Opp. 10, JT Toppin, Texas Tech (12/20/25)

15+ REBOUNDS BY A PLAYER

By Duke 15, Cameron Boozer at Michigan State (12/6/25)
By Opp. 16, Carson Cooper, Michigan State (12/6/25)

20+ REBOUNDS BY A PLAYER

By Duke 21, Marvin Bagley III vs. Florida State (12/30/17)
By Opp. 21, Armando Bacot, North Carolina (4/2/22)

TWO PLAYERS WITH 10 OR MORE REBOUNDS

By Duke Cameron Boozer (13), Patrick Ngongba II (11)
vs. Lipscomb (12/16/25)
By Opp. Rueben Chinyelu (14), Alex Condon (10)
Florida (12/2/25)

5+ OFFENSIVE REBOUNDS BY A PLAYER

By Duke 6, Maliq Brown vs. Lipscomb (12/16/25)
By Opp. 5, Carson Cooper, Michigan State (12/6/25)

10+ DEFENSIVE REBOUNDS BY A PLAYER

By Duke 11, Cameron Boozer at Michigan State (12/6/25)
By Opp. 11, Carson Cooper, Michigan State (12/6/25)

10+ ASSISTS BY A PLAYER

By Duke 10, Tyrese Proctor vs. Pittsburgh (3/9/23)
By Opp. 13, Jeremy Fears Jr., Michigan State (12/6/25)

5+ BLOCKED SHOTS BY A PLAYER

By Duke 5, Isaiah Evans/Patrick Ngongba II vs. Florida (12/2/25)
By Opp. 5, Yves Missi, Baylor (12/20/23)

10+ BLOCKED SHOTS BY A PLAYER

By Duke 10, Shelden Williams vs. Maryland (1/11/06)
By Opp. 10, Jay Huff, Virginia (2/29/20)

5+ STEALS BY A PLAYER

By Duke 5, Maliq Brown vs. Texas Tech (12/20/25)
By Opp. 5, Jaden Bradley, Arizona (11/22/24)

10+ STEALS BY A PLAYER

By Duke 11, Kenny Dennard vs. Maryland (2/3/79)
By Opp. Never

40 MINUTES PLAYED IN REGULATION

By Duke Jared McCain vs. NC State (3/31/24)
By Opp. Christian Anderson/LeJuan Watts, Texas Tech (12/20/25)

40+ MINUTES PLAYED IN A GAME

By Duke 42, Tyrese Proctor at Virginia (2/11/23)
By Opp. 41, Reece Beekman, Virginia (2/11/23)

50+ MINUTES PLAYED IN A GAME

By Duke 53, Chip Engelland vs. Clemson (2/24/82)
51, Vince Taylor vs. Clemson (2/24/82)
By Opp. 53, Vince Hamilton, Clemson (2/24/82)
52, Mike Epley, Clemson (2/24/82)
51, Fred Gillam, Clemson (2/24/82)

DOUBLE-DOUBLE BY A PLAYER*

By Duke Cameron Boozer (18/13) at Michigan State (12/6/25)
By Opp. JT Toppin (19/10), Texas Tech (12/20/25)

MULTIPLE DOUBLE-DOUBLES IN A GAME*

By Duke Cameron Boozer (26/13) & Patrick Ngongba II (10/11)
vs. Lipscomb (12/16/25)
By Opp. Armando Bacot (25/10) & Harrison Ingram (21/13)
North Carolina (2/3/24)

20-20 GAMES (POINTS - REBOUNDS)

By Duke 32/21, Marvin Bagley III vs. Florida State (12/30/17)
By Opp. 26/24, Sean May, North Carolina (3/6/05)

TRIPLE-DOUBLE BY A PLAYER^

By Duke 19/10/10, Wendell Moore Jr., vs. Army (11/12/21)
By Opp. 16/15/10 blocks, Tree Rollins, Clemson (2/23/77)

ALL-TIME TRIPLE-DOUBLES BY A DUKE PLAYER (5)

21/18/10 assists, Art Heyman vs. Virginia (2/28/63)
13/12/11 assists, Gene Banks vs. Lehigh (1/9/78)
19/11/10 blocks, Shelden Williams vs. Maryland (1/11/06)
23/11/10 assists, RJ Barrett vs. NC State (2/16/19)
19/10/10 assists, Wendell Moore Jr., vs. Army (11/12/21)

**Double-doubles are points and rebounds
unless otherwise indicated*

*^Triple-doubles are points, rebounds, and assists
unless indicated*

DUKE SEASON STATS

Game Records

Record	Overall	Home	Away	Neutral
ALL GAMES	11-1	6-0	2-0	3-1
CONFERENCE	0-0	0-0	0-0	0-0
NON-CONFERENCE	11-1	6-0	2-0	3-1

Score by Periods

Team	1st	2nd	OT	TOT
Duke	519	527	0	1046
Opponents	360	391	0	751

Team Box Score

No.	Player				Total		3-Point		F-Throw		Rebounds													
		GP-GS	MIN	AVG	FG-FGA	FG%	3FG-3FGA	3FG%	FT-FTA	FT%	OFF	DEF	TOT	AVG	PF	DQ	A	TO	BLK	STL	PTS	AVG		
12	BOOZER, Cameron	12-12	368:28	30.7	97-171	.567	16-48	.333	69-90	.767	37	83	120	10.0	22	1	48	23	11	20	279	23.3		
3	EVANS, Isaiah	12-12	310:27	25.9	44-112	.393	26-77	.338	28-33	.848	5	35	40	3.3	15	0	20	15	13	7	142	11.8		
21	NGONGBA, Patrick	12-12	286:45	23.9	48-74	.649	4-15	.267	33-48	.688	28	50	78	6.5	34	1	28	20	18	7	133	11.1		
1	FOSTER, Caleb	12-12	303:15	25.3	37-81	.457	16-39	.410	18-29	.621	6	38	44	3.7	23	0	32	14	2	5	108	9.0		
7	SARR, Dame	12-8	229:04	19.1	26-63	.413	15-40	.375	12-25	.480	8	37	45	3.8	23	0	12	12	2	16	79	6.6		
2	BOOZER, Cayden	12-0	226:25	18.9	26-54	.481	8-23	.348	18-24	.750	2	22	24	2.0	17	0	38	14	2	10	78	6.5		
14	KHAMENIA, Nikolas	12-4	247:12	20.6	25-58	.431	15-41	.366	9-16	.563	15	32	47	3.9	22	0	20	17	0	5	74	6.2		
6	BROWN, Maliq	12-0	207:48	17.3	33-44	.750	1-8	.125	6-10	.600	18	32	50	4.2	28	1	13	14	6	17	73	6.1		
8	HARRIS, Darren	12-0	159:45	13.3	18-41	.439	14-35	.400	15-20	.750	4	8	12	1.0	12	0	10	2	0	6	65	5.4		
20	SCOTT, Jack	5-0	19:28	3.9	2-3	.667	2-2	1.000	0-0	.000	3	4	7	1.4	1	0	1	1	0	1	6	1.2		
13	SHEFFIELD, Cameron	5-0	19:28	3.9	2-10	.200	1-6	.167	0-0	.000	1	2	3	0.6	1	0	1	0	0	0	5	1.0		
15	UFOCHUKWU, Ifeanyi	5-0	21:55	4.4	2-4	.500	0-0	.000	0-1	.000	2	1	3	0.6	6	0	0	2	1	0	4	0.8		
Team											16	17	33					1						
Total		12	2400		360-715	.503	118-334	.353	208-296	.703	145	361	506	42.2	204	3	223	135	55	94	1046	87.2		
Opponents		12	2400		268-740	.362	87-318	.274	128-180	.711	129	251	380	31.7	237	4	142	159	24	83	751	62.6		

Team Statistics

	DU	OPP
Scoring	1046	751
Points per game	87.2	62.6
Scoring margin	+24.6	-
Field goals-att	360-715	268-740
Field goal pct	.503	.362
3 point fg-att	118-334	87-318
3-point FG pct	.353	.274
3-pt FG made per game	9.8	7.3
Free throws-att	208-296	128-180
Free throw pct	.703	.711
F-Throws made per game	17.3	10.7
Rebounds	506	380
Rebounds per game	42.2	31.7
Rebounding margin	+10.5	-
Assists	223	142
Assists per game	18.6	11.8
Turnovers	135	159
Turnovers per game	11.3	13.3
Turnover margin	+2.0	-
Assist/turnover ratio	1.7	0.9
Steals	94	83
Steals per game	7.8	6.9
Blocks	55	24
Blocks per game	4.6	2.0
Winning streak	0	-
Home win streak	6	-
Attendance	55884	20123
Home games-Avg/Game	6-9314	2-10062
Neutral site-Avg/Game	-	4-15585

Team Results

Date	Opponent		Score	Att.
11/04/2025	vs Texas	W	75-60	12435
11/08/2025	Western Caro.	W	95-54	9314
11/11/2025	at Army West Point	W	114-59	5326
11/14/2025	Indiana St.	W	100-62	9314
11/18/2025	vs Kansas	W	78-66	19327
11/21/2025	Niagara	W	100-42	9314
11/23/2025	Howard	W	93-56	9314
11/27/2025	vs Arkansas	W	80-71	10766
12/02/2025	Florida	W	67-66	9314
12/06/2025	at Michigan St.	W	66-60	14797
12/16/2025	Lipscomb	W	97-73	9314
12/20/2025	vs Texas Tech	L	81-82	19812




DUKE BASKETBALL

2025-26 RADIO/TV ROSTER

**1 • CALEB FOSTER**

G | 6-5 | 205 | Jr.
Harrisburg, N.C.
Notre Dame HS (Calif.)

**2 • CAYDEN BOOZER**

G | 6-4 | 205 | Fr.
Miami, Fla.
Columbus HS

**3 • ISAIAH EVANS**

G/F | 6-6 | 180 | So.
Fayetteville, N.C.
North Mecklenburg HS

**5 • SEBASTIAN WILKINS**


G/F | 6-8 | 220 | Fr.
Boston, Mass.
Brewster Academy

**6 • MALIQ BROWN**

F | 6-9 | 225 | Sr.
Culpeper, Va.
Blue Ridge HS
Syracuse Univ.

**7 • DAME SARR**


G/F | 6-8 | 190 | Fr.
Oderzo, Italy
FC Barcelona

**8 • DARREN HARRIS**

G/F | 6-5 | 195 | So.
Herndon, Va.
St. Paul VI Catholic HS

**12 • CAMERON BOOZER**

F | 6-9 | 250 | Fr.
Miami, Fla.
Columbus HS

**13 • CAMERON SHEFFIELD**

G/F | 6-6 | 205 | Gr.
Alpharetta, Ga.
Chattahoochee HS
Rice Univ.

**14 • NIKOLAS KHAMENIA**

G/F | 6-8 | 215 | Fr.
Los Angeles, Calif.
Harvard-Westlake HS

**15 • IFEANYI UFOCHUKWU**

C | 6-11 | 240 | Gr.
Benin City, Nigeria
Covenant Day School
Rice Univ.

**20 • JACK SCOTT**


G/F | 6-6 | 220 | Sr.
Pelican Island, N.J.
Hun School
Princeton Univ.

**21 • PATRICK NGONGBA II**

C | 6-11 | 250 | So.
Manassas, Va.
St. Paul VI Catholic HS

**JON SCHEYER**

Head Coach
Duke '10
13th Season at Duke / 4th as Head Coach

**CHRIS CARRAWELL**


Associate Head Coach
Duke '00
8th Season at Duke

**EMANUEL DILDY**

Associate Head Coach
Eastern Illinois '05
3rd Season at Duke

**EVAN BRADDS**

Assistant Coach
Belmont '17
1st Season at Duke

**TYLER THORNTON**

Assistant Coach
Duke '14
1st Season at Duke

**JAYCE MCCAIN**

Player Development Specialist
Cal State San Marcos '23
3rd Season at Duke