

GEORGIA TECH

133RD SEASON • 4 NATIONAL CHAMPIONSHIPS • 15 CONFERENCE CHAMPIONSHIPS • 48 BOWL APPEARANCES • 26 BOWL VICTORIES

NO. 22 GEORGIA TECH (9-3, 6-2 ACC) vs. NO. 12 BYU (11-2, 8-1 BIG 12)

2025 POP-TARTS BOWL • SATURDAY, DECEMBER 27, 2025 • 3:30 P.M. • ORLANDO, FLA. • CAMPING WORLD STADIUM

MATCHUP AT A GLANCE



GEORGIA TECH

9-3 (6-2 ACC).....
Atlanta, Ga.
1885.....
53,067.....
Yellow Jackets, Ramblin' Wreck.....
Tech Gold and White
Atlantic Coast
Bobby Dodd Stadium at Hyundai Field (51,913)
Brent Key
27-19 (3rd full season).....
Same
No. 22 (CFP)/No. 24 (AP)/No. 22 (coaches).....
Multiple.....
33.1 (4th/25th).....
203.0 (2nd/19th).....
263.3 (8th/29th).....
466.3 (2nd/12th).....
Multiple.....
25.0 (10th/72nd).....
169.7 (15th/92nd).....
227.3 (9th/83rd).....
397.0 (12th/91st).....
L, 16-9 vs No. 4 Georgia.....

vs.

Record..... 11-2 (8-1 Big 12)
Location..... Provo, Utah
Founded..... 1875
Enrollment..... 37,205
Nickname..... Cougars
Colors..... Blue and White
Conference..... Big 12
Stadium (Capacity)..... LaVell Edwards Stadium (62,073)
Head Coach..... Kalani Sitake
Head Coach's Record at School..... 83-45 (10th Season)
Head Coach's Overall Record..... Same
National Ranking..... No. 12 (CFP, AP)/No. 13 (coaches)
Basic Offense..... Multiple
Points Per Game (Conference/National Rank)..... 31.9 (4th/33rd)
Rushing Yards Per Game (Conference/National Rank)..... 184.4 (4th/36th)
Passing Yards Per Game (Conference/National Rank)..... 213.2 (10th/84th)
Total Yards Per Game (Conference/National Rank)..... 397.5 (8th/59th)
Basic Defense..... Multiple
Points Allowed Per Game (Conference/National Rank)..... 19.0 (4th/21st)
Rushing Yards Allowed Per Game (Conference/National Rank)..... 122.1 (3rd/32nd)
Passing Yards Allowed Per Game (Conference/National Rank)..... 206.3 (7th/49th)
Total Yards Allowed Per Game (Conference/National Rank)..... 328.4 (3rd/28th)
Last Game..... L, 34-7 vs No. 4 Texas Tech (Big XII Championship Game)



BYU

TOP STORYLINES

- One of the most intriguing matchups of the 2025 Bowl Season comes in the Pop-Tarts Bowl, where No. 22 Georgia Tech will square off with No. 12 BYU.
- In what has become one of college football's premier bowl games, the 2025 Pop-Tarts Bowl is one of only three non-College Football Playoff postseason matchups this season that pits two teams in the CFP's final top-25 rankings.
- Georgia Tech is making its 48th all-time bowl appearance, which are the 14th-most in college football history and the third-most by a current member of the Atlantic Coast Conference (behind only Clemson's 52 and Florida State's 49).
- The bowl berth is the Yellow Jackets' third in three full seasons under head coach Brent Key. The Jackets are making a third-straight bowl appearance for the first time since 2012-14.
- Georgia Tech is tied for 13th all-time with 26 bowl/College Football Playoff victories and are 12th in NCAA Division I FBS history with a .533 postseason winning percentage (26-21 - min. 15 victories).
- Tech is making its third appearance in what is now known as the Pop-Tarts Bowl. The Jackets are 2-0 in the bowl, having defeated West Virginia, 35-30, in 1997 when it was known as the Carquest Bowl in Miami Gardens, Fla. (a game that Key played in as a redshirt freshman offensive guard), and routed Syracuse, 51-14, when it was known as the Champs Sports Bowl in Orlando.
- The Pop-Tarts Bowl will be the Georgia Tech's third all-time bowl appearance in the stadium now known as Camping World Stadium. Tech defeated Nebraska, 45-21, in the Florida Citrus Bowl on Jan. 1, 1991, to clinch the 1990 national championship at the stadium, which was then called the Florida Citrus Bowl.

SERIES HISTORY

Series Record (Streak):.....BYU leads, 3-1 (BYU: W3)
at Georgia Tech:.....Series Tied, 1-1
at BYU:.....BYU leads, 2-0
Neutral Sites:.....First Meeting
Last Meeting:.....BYU 38, Georgia Tech 20 (Oct. 12, 2013 - Provo, Utah)

TALE OF THE TAPE

Average heights and weights of players listed on both teams' depth charts:

Georgia Tech		BYU
6-4, 311	Offensive Line	6-5, 311
6-5, 250	Tight Ends	6-5, 258
6-0, 192	Receivers	6-2, 192
5-11, 198	Running Backs	6-0, 217
6-4, 222	Quarterbacks	6-1, 210
6-3, 279	Defensive Line	6-3, 286
6-1, 229	Linebackers	6-3, 240
6-0, 193	Defensive Backs	6-1, 191

TOP PERFORMERS AT A GLANCE

PASSING	COMP.	ATT.	TD	YDS.	INT
Georgia Tech					
Haynes King	230	321	12	2,697	5
BYU					
Bear Bachmeier	224	349	14	2,708	6
RUSHING	ATT.	YDS.	AVG.	TD	
Georgia Tech					
Haynes King	178	922	5.2	15	
BYU					
LJ Martin	236	1,305	5.5	12	
RECEIVING	NO.	YDS.	AVG.	TD	
Georgia Tech					
Eric Rivers	42	556	13.2	1	
BYU					
Parker Kingston	61	848	13.9	5	
TACKLES	UT	AT	TT	TFL	SACK
Georgia Tech					
Kyle Efford	31	41	72	1.5	1.5
BYU					
Failetu Satuala	43	35	78	7.5	1.0

2025 GEORGIA TECH SCHEDULE/RESULTS

• Overall: **9-3** | ACC: **7-1** | Place: **t-2nd**
• Home: **5-2** | Away: **4-1** | Neutral: **0-0** | Streak: **L2**

Date	Opponent	Time/Result	TV
Aug. 29	at wv/rv Colorado (Fri.)	W, 27-20	ESPN
Sept. 6	GARDNER-WEBB	W, 59-12	ACCNX
Sept. 13	No. 12/11 CLEMSON*	W, 24-21	ESPN
Sept. 20	TEMPLE	W, 45-24	The CW
Sept. 27	at Wake Forest*	W, 30-29 ^{OT}	ESPN
Oct. 11	VIRGINIA TECH*	W, 35-20	ACC Network
Oct. 18	at -/rv Duke*	W, 27-18	ESPN
Oct. 25	SYRACUSE*	W, 41-16	ESPN
Nov. 1	at NC State*	L, 48-36	ESPN2
Nov. 15	at Boston College*	W, 36-34	ACC Network
Nov. 22	rv/rv PITT*	L, 42-28	ESPN
Nov. 28	No. 4 GEORGIA* (Fri.)	L, 16-7	ABC
Dec. 27	vs. 12/13 BYU ^	3:30 p.m.	ABC

All times Eastern; Home games in **BOLD CAPS**

*ACC game # at Mercedes-Benz Stadium ^ Pop-Tarts Bowl (Orlando, Fla.)

National rankings listed as AP/Coaches

Rankings = AP/Coaches ranks at time of game

ON THE AIR

TV: ABC

- Play-by-Play**.....Mark Jones
- Analyst**.....Roddy Jones
- Sideline Reporter**.....Quint Kessenich
- Mobile App: ESPN
- Online: WatchESPN.com

RADIO: Georgia Tech Sports Network

- Play-by-Play**.....Andy Demetra
- Analyst**.....Andrew Gardner
- Sideline Reporter**.....Chris Mooneyham
- In Atlanta: 680 AM/93.7 FM The Fan
- Across Georgia: Visit RamblinWreck.com for station affiliate list
- Satellite: SiriusXM 84
- Mobile Apps: GT Yellow Jackets, 680 The Fan, SiriusXM, TuneIn
- Online: RamblinWreck.com, 680TheFan.com

GEORGIA TECH'S LAST GAME

vs. No. 4 Georgia	L, 16-9
Date	Nov. 28
Location	Atlanta, Ga. (Mercedes-Benz Stadium)
Total Offense	250
Rushing	69
Passing	181
Turnovers	1
Total Defense	260
Rushing	190
Passing	70
Takeaways	1
Passing Leader	
Haynes King	19-27-1, 181 yds.
Receiving Leaders	
Isiah Canion	4 rec., 54 yds.
Brett Seither	2 rec., 49 yds.
Rushing Leaders	
Haynes King	10 carries, 39 yds.
Jamal Haynes	7 carries, 11 yds.
Defensive Leaders	
E.J. Lightsey	12 TKLs
Omar Daniels	10 TKLs, 1.5 TFLs
Fenix Felton	6 TKLs

GEORGIA TECH MEDIA AVAILABILITY

MON 22	TUE 23	WED 24	THU 25	FRI 26	SAT 27	SUN 28
Approx. 4:15 p.m. – Media availability (scrum) with head coach Brent Key and selected student-athletes upon arrival at team hotel (Rosen Shingle Creek – 9939 Universal Blvd., Orlando 32819)	9 a.m. – Photo opportunity with head coach Brent Key at Day For Kids (Fun Spot America – 5700 Fun Spot Way, Orlando 32819) Approx. 10:45 a.m. – Media availability (scrum) with selected student-athletes following conclusion of Day For Kids (Fun Spot America – 5700 Fun Spot Way, Orlando 32819) Approx. 2:30 p.m. – Selected early periods of practice open to media (Boone H.S. – 1000 E. Kaley St., Orlando 32806)	9 a.m. – Georgia Tech coordinators and selected student-athletes press conference (Rosen Plaza Hotel, Salons 5 & 6 – 9700 International Dr., Orlando 32819) *BYU coordinators and student-athletes press conference will begin at 8:30 a.m.* Approx. 11 a.m. – Selected early periods of practice open to media (Boone H.S. – 1000 E. Kaley St., Orlando 32806)	Approx. 1:15 p.m. – Head coach Brent Key and selected student-athlete media availability (Boone H.S. – 1000 E. Kaley St., Orlando 32806) Approx. 1:30 p.m. – Selected early periods of practice open to media (Boone H.S. – 1000 E. Kaley St., Orlando 32806)	8:30 a.m. – Head coaches press conference – GT head coach Brent Key and BYU head coach Kalani Sitake (Rosen Plaza Hotel, Salons 5 & 6 – 9700 International Dr., Orlando 32819)	3:30 p.m. ET – 2025 Pop-Tarts Bowl: No. 22 Georgia Tech vs. No. 12 BYU (Orlando, Fla. – Camping World Stadium) TV: ABC Radio: Georgia Tech Sports Network (in Atlanta: 680 AM/93.7 FM The Fan) Postgame media availability: Head coach Brent Key and selected student-athletes (Location: Camping World Stadium media room)	NO AVAILABILITY

GEORGIA TECH ATHLETICS COMMUNICATIONS & PUBLIC RELATIONS

- **Assistant A.D./Communications & P.R. (Primary Football Contact):** Mike Flynn
Mobile: (828) 964-6406
Email: mflynn@athletics.gatech.edu
- **Assistant Director/Communications & P.R. (Secondary Football Contact):** Anthony Brandt
Mobile: (817) 757-6979
Email: abrandt@athletics.gatech.edu
- **Associate Director/Communications & P.R. (Football Credentials):** Liz Ryan
Mobile: (404) 431-9619
Email: lryan@athletics.gatech.edu

FOLLOW GEORGIA TECH ONLINE

OFFICIAL WEBSITE: www.RamblinWreck.com@GTathletics
@GeorgiaTechFB@GTathletics
@GeorgiaTechFB/GTathletics
/GTFootball

RamblinWreckTube

GEORGIA TECH FOOTBALL BY THE NUMBERS

2

Georgia Tech is one of only two power-conference teams, and one of just three teams overall (including Texas Tech and USF), that ranked among the top 30 nationally in all five major offensive statistical categories in the regular season — total offense (12th - 466.3 ypg), passing efficiency (18th - 156.09), rushing (19th - 203.0 ypg), scoring (25th - 33.1 ppg) and passing (29th - 263.3 ypg).

2

r-Sr. QB **Haynes King** ranked second among power-conference players, and third nationally overall, in total offense during the regular season with 329.0 yards per game.

4

King is only the fourth ACC Player of the Year in Georgia Tech history, joining QB Joe Hamilton (1999), WR Calvin Johnson (2006) and WR Jonathan Dwyer (2008). Hamilton and Johnson both went on to be inducted in the College Football Hall of Fame.

9

Georgia Tech won nine regular-season games for only the 16th time in its 133-season football history (1917, 1928, 1942, 1947, 1951, 1952, 1956, 1966, 1990, 1998, 2000, 2006, 2008, 2009, 2014 and 2025).

11

r-Sr. DL **Jordan van den Berg's** 11 tackles for loss this season are the most in the nation among power-conference defensive tackles and the second-most among all DTs (according to sports-reference.com).

23

Brent Key has led Georgia Tech to 23 wins since taking the reins at his alma mater on a full-time basis in 2023. With one game still to play in his third full season at the helm, Key's 23 victories are already tied for the second-most by a coach in his first three full seasons at Georgia Tech. The only three coaches that won as many games as Key already has in their first three full seasons at Tech are all in the College Football Hall of Fame — Paul Johnson (25 - 2008-10), Bobby Dodd (23 - 1945-47) and William Alexander (23 - 1920-22).

33

r-Sr. WR **Eric Rivers** has caught a pass in 33-consecutive games, which is the longest active streak in the ACC and the eighth-longest active streak in the nation.

A GEORGIA TECH WIN WOULD ...

- give the Yellow Jackets a final record of 10-3;
- clinch the 10th 10-win season in the program's 133-season history (joining 1928, 1947, 1951, 1952, 1956, 1990, 1998, 2009 and 2014);
- all but assure the Jackets of finishing in the top 25 for the first time since 2014;
- be its eighth win over a nationally ranked opponent in head coach **Brent Key's** 46 games as head coach;
- be its 27th bowl win all-time, which would move it into a tie for 11th or 12th in college football history (depending on Clemson's result versus Penn State in the Pinstripe Bowl);
- move it to 27-21 in bowl games all-time (.563), the 12th-highest winning percentage in bowl/College Football Playoff games in NCAA Division I FBS history;
- up it to 2-3 all-time against BYU;
- be its third-straight win over a Big 12 opponent;
- up it to 18-9 all-time against current members of the Big 12;
- up it to 3-0 all-time in the game now known as the Pop-Tarts Bowl;
- secure the first trophy that doubles as a functioning toaster in school and ACC history;
- spur the "Biggest Sacrifice Ever," according to Pop-Tarts Bowl officials, as an entire three-Pop-Tart team of edible mascots will be toasted and enjoyed by the winning team following the conclusion of the game.

A GEORGIA TECH LOSS WOULD ...

- give the Yellow Jackets a final record of 9-4, their best since 2016;
- be its fourth defeat in five games to close the season after an 8-0 start.

GEORGIA TECH HEAD COACH BRENT KEY



Brent Key, a Georgia Tech alumnus and football letterwinner, is in his third full season as the head coach at his alma mater. He took over as the program's 21st head coach on a permanent basis in 2023, after stepping into the role as interim head coach during the 2022 campaign.

After winning just 10 of its previous 38 games, Georgia Tech has won 27-of-46 games since Key took the reins as interim head coach five games into the 2022 season. His 27-19 mark includes a gaudy 7-1 mark against nationally ranked Atlantic Coast Conference opponents.

In Key's three seasons as permanent head coach (2023-25):

- The Yellow Jackets have won 23 games, which are tied for the second-most wins ever by a Georgia Tech head coach in his first three full seasons at the helm. The only other head coaches that have won as many as 23 games in their first three full seasons at Tech – Paul Johnson (27 – 2009-11), Bobby Dodd (23 – 1945-47) and William Alexander (23 – 1920-22) – are all enshrined in the College Football Hall of Fame.
- The Jackets have earned fourth- (2023), fourth- (2024) and second-place (2025) finishes in the ACC, making Tech the only team that has finished fourth or better in the ACC each of the last three seasons.

Off the field, the Yellow Jackets have also excelled in the classroom under Key's watch. For the first time in its history, Tech football has recorded four-straight semesters with a team grade point average of 3.0 or higher – 3.02 in spring 2024, 3.00 in fall 2024 (the program's first-ever fall semester with a 3.0 GPA), 3.03 in spring 2025 and an ultra-impressive, program-record 3.17 in fall 2025.

Coinciding with their record-setting semester in the classroom, the Yellow Jackets have also had a historic season on the field in 2025. Most notably, Georgia Tech's nine-win regular season in 2025 is its first since 2014 and only the 16th in the program's 133-season history. The 9-3 regular-season record included an 8-0 start, Tech's best since 1966, and the Jackets rising to as high as No. 7 in the national polls, their highest regular-season ranking since 2009.

Led by quarterback Haynes King, the ACC Player of the Year and Offensive Player of the Year who finished 10th in balloting for the Heisman Trophy, Georgia Tech fielded one of the nation's most explosive offenses in 2025. The Yellow Jackets were one of only three teams — and one of only two from a power conference — that ranked among the top 30 nationally in all five major offensive categories during the 2025 regular season — total offense, scoring, rushing, passing and passing efficiency.

In addition to King being recognized as one of college football's top players, two Jackets earned all-America recognition in 2025 — offensive lineman Keylan Rutledge and place kicker Aidan Birr — which marked the first time since 2009 that Tech had multiple all-Americans in a season. Rutledge, who earned first-team all-America honors in both 2024 and '25, became the first Yellow Jacket to be named all-America in consecutive years since 2011-12 and the first to be a first-team selection in back-to-back years since College and Pro Football Hall of Famer Calvin Johnson in 2005 and 2006.

In all, headlined by four first-team selections, its most since 2009 (King, Rutledge, Birr and defensive lineman Jordan van den Berg), Georgia Tech had nine all-ACC performers in 2025.

The 2024 campaign was highlighted by a pair of wins over top-10 opponents — a 24-21 victory over No. 10 Florida State in the season opener in Dublin, Ireland and a 28-23 home triumph over previously unbeaten and No. 4-ranked Miami (Fla.) in November — as Tech became only the ninth team in ACC history to defeat two top-10 teams in the same regular season. The Yellow Jackets' 7-5 regular-season record was their best since 2018.

A year after fielding one of the nation's most improved offenses, the Jackets had one of college football's most improved defensive units in 2024. Tech's defense surrendered 342.8 total yards and 122.2 rushing yards per game in '24, improvements of 94.3 and 99.1 yards per game over 2023. At the same time, despite a plethora of injuries — including one that cost King two full games and parts of three others — Tech continued to boast one of the nation's top offenses. The Jackets finished in the top 35 nationally in total offense (424.5 yards per game) and also ranked among the nation's leaders in fewest sacks allowed (third), fewest turnovers (11th), completion percentage (24th), rushing offense (32nd) and red-zone offense (32nd). On special teams, Tech ranked third nationally with five blocked kicks and, as a team, the Jackets were one of the nation's 25 least-penalized teams.

Ten Yellow Jackets were named all-ACC in 2024, Tech's most all-conference selections since 2014.

In 2023, Key led Tech to its first winning season since 2018, capped by a 30-17 win over UCF in the 2023 Union Home Mortgage Gasparilla Bowl in Tampa, Fla., which was the Yellow Jackets' first postseason victory since 2016. The Jackets' 7-6 mark in 2023 included wins over No. 17 Miami (Fla.) and No. 17 North Carolina.

The Yellow Jackets' success in 2023 was highlighted by one of the nation's most prolific offenses. Befitting Key's background as an all-ACC offensive lineman and one of college football's most successful offensive line coaches, the Jackets led the ACC and ranked among the top 15 nationally in rushing offense (203.8 ypg — 12th nationally) and sacks allowed (1.15 pg — 15th) in '23.

However, the offense wasn't the only area where the Jackets reflected their head coach's identity in '23, as they also ranked among the ACC and national leaders in blocked kicks (four — good for first in the ACC and a tie for third nationally), turnovers forced (25 — second in the ACC and ninth nationally) and fewest penalties (5.15 pg — third in the ACC).

Seven different Yellow Jackets earned all-ACC recognition in 2023, highlighted by all-America safety Jaylon King. Additionally, three freshmen — Birr, OL Ethan Mackenny and WR Eric Singleton Jr. — earned freshman all-America honors, putting a spotlight on the Jackets' bright future under Key.

Key took the reins of the program on a full-time basis after leading the Yellow Jackets to a 4-4 record over the final eight games of the 2022 season as interim head coach. The four wins included two road victories over nationally ranked opponents — a 26-21 win at No. 24 Pitt in his first game at the helm on Oct. 1 and a 21-17 triumph at No. 11 North Carolina on Nov. 19. The Jackets overcame a plethora of injuries — including to its top two quarterbacks — to finish 5-7 overall and 4-4 in Atlantic Coast Conference play after a 1-3 (0-1 ACC) start. The overall and conference win totals were Tech's

THE BRENT KEY FILE

Personal

Hometown: Clay, Ala.

Education: Georgia Tech, 2001

Family: Wife: Danielle; Child: Harper

Coaching Experience

2001-02 — Georgia Tech (Graduate Assistant)

2004 — Western Carolina (Tight Ends/Running Backs)

2005 — UCF (Graduate Assistant)

2006 — UCF (Tight Ends)

2007 — UCF (Tight Ends/Recruiting Coordinator)

2008 — UCF (Tight Ends/Special Teams Coordinator)

2009 — UCF (Offensive Line)

2010-11 — UCF (Offensive Line/Recruiting Coordinator)

2012-13 — UCF — (Asst. Head Coach/OL/Recruiting Coord.)

2014 — UCF (Asst. Head Coach/OC/OL/Recruiting Coord.)

2015 — UCF (Asst. Head Coach/OL/Running Backs)

2016-18 — Alabama (Offensive Line)

2019-22 — Georgia Tech (Asst. HC/Run Game Coord./OL)

2022 — Georgia Tech (Interim Head Coach)

2023- — Georgia Tech (Head Coach)

GEORGIA TECH ALUMNI TO SERVE AS TECH FOOTBALL'S HEAD COACH

William Alexander

Graduated from Georgia Tech: 1912

Seasons as head coach: 1920-44 (25 seasons)

Record as head coach: 134-95-15 (.580)

Bill Fulcher

Graduated from Georgia Tech: 1956

Seasons as head coach: 1972-73 (Two seasons)

Record as head coach: 12-10-1 (.543)

Pepper Rodgers

Graduated from Georgia Tech: 1955

Seasons as head coach: 1974-79 (Six seasons)

Record as head coach: 34-31-2 (.522)

Bill Curry

Graduated from Georgia Tech: 1965

Seasons as head coach: 1980-86 (Seven seasons)

Record as head coach: 31-43-4 (.423)

Brent Key

Graduated from Georgia Tech: 2001

Seasons as head coach: 2022 (interim); 2023-pres. (permanent)

Record as head coach: 27-19 (.587)

highest since 2018, as was its fourth-place finish in the ACC Coastal Division standings (the Jackets defeated all three teams that finished ahead of them in the division standings – North Carolina, Pitt and Duke).

A 2001 Georgia Tech graduate (management), Key is the fifth Tech alumnus to serve as the Yellow Jackets' head coach, joining William Alexander (1912 graduate; head coach from 1920-44), Bill Fulcher (1956; 1972-73), Pepper Rodgers (1955; 1974-79) and Bill Curry (1965; 1980-86). Key played offensive line for the Jackets from 1997-2000.

Prior to being named interim head coach on Sept. 26, 2022, Key served as the Yellow Jackets' assistant head coach/offensive line coach/run game coordinator for three-plus seasons. In four total seasons at his alma mater prior to taking over as head coach on permanent basis, Georgia Tech's run game produced an all-American, three all-conference honorees and finished in the top half of the ACC in rushing offense twice. He also mentored a pair of all-ACC offensive linemen.

Despite battling a rash of injuries across the offensive front throughout the season, 2021 marked the second-straight season that Tech's rushing offense ranked in the top half of the ACC under Key's watch, with tackle Devin Cochran earning honorable-mention all-ACC recognition before going on to sign with the National Football League's Cincinnati Bengals.

In 2020, the Jackets ranked fourth in the ACC in fewest sacks allowed (2.3 per game) and fifth in the league in rushing (190.8 yards per game), all with a true freshman (Jordan Williams) starting 9-of-10 games at right tackle.

Despite a multitude of injuries, the Jackets' offensive line improved throughout the 2019 season, as it went through the monumental transition from an option-based scheme to a pro-style, spread attack. During a one late-season three-game stretch, Tech faced teams that ranked first (Pitt), fourth (Miami) and eighth (Virginia) nationally in sacks. Tech's offensive front allowed just five total sacks in those three games, including none against eventual ACC Coastal Division champion Virginia. In all, the Jackets didn't surrender a sack in two of its final four contests.

Key came back to his alma mater after three seasons as offensive line coach at Alabama (2016-18), where he helped lead the Crimson Tide to two Southeastern Conference championships, three College Football Playoff championship games and the 2017 national title.

In each of his three seasons at Alabama, Key's offensive lines were finalists for the Joe Moore Award, which is presented annually to the nation's top offensive front, and was the only group in the nation to receive the honor all three seasons. He also coached four All-Americans (including two unanimous picks – tackle Cam Robinson in 2016 and tackle Jonah Williams in 2018) and nine all-SEC selections (including seven first-teamers) during his time with the Tide. In addition to being unanimous All-Americans, Robinson won the 2016 Outland Trophy as the nation's best interior lineman and Williams was a finalist for the award in '18. They also won the Jacobs Blocking Trophy (SEC's top offensive lineman) in '16 and '18, respectively.

Seven linemen that Key coached in his three seasons at Alabama went on to be selected in the National Football League Draft — Jedrick Wills (No. 10 overall, Cleveland Browns, 2020), Williams (No. 11 overall, Cincinnati Bengals, 2019), Alex Leatherwood (No. 17 overall, Las Vegas Raiders, 2021), Robinson (No. 34 overall, Jacksonville Jaguars, 2017), Ross Pierschbacher (fifth round, Washington Redskins, 2019), Bradley Bozeman (sixth round, Baltimore Ravens, 2018) and Deonte Brown (sixth round, Carolina Panthers, 2021).

Key was also lauded for his work on the recruiting trail at Alabama. He was tabbed as the nation's No. 2 recruiter by 247Sports for his work in landing the Crimson Tide's 2019 class and the No. 1 recruiter in the nation for his efforts with the 2020 class.

Prior to his three-year stint at Alabama, Key spent 11 seasons at UCF (2005-15). He started at UCF as a graduate assistant and worked his way up to assistant head coach (2012-15) and offensive coordinator (2014-15). He also coached tight ends for three seasons (2006-08), offensive line for six seasons (2009-14), running backs for one season (2015), was special teams coordinator for one season (2008) and recruiting coordinator for six seasons (2007, 2010-14) with the Knights. In 2012, 2013 and 2014, Key was nominated for the Broyles Award, given to the top assistant coach in college football.

During Key's 11 seasons at UCF, the Knights won four conference championships (2007, 2010, 2013 and 2014), highlighted by a 12-1 campaign in 2013, which culminated with a 52-42 win over No. 5 Baylor in the Fiesta Bowl. The Knights beat two top-10 teams in '13 (Baylor and No. 8 Louisville) and Key's offensive front, which did not allow a sack against Penn State, Louisville, UConn or Baylor, helped pave the way for UCF to average 441.5 yards and 34.6 points per game, both among the highest marks in program history. His offensive line also provided protection for American Athletic Conference Offensive Player of the Year Blake Bortles.

In his six seasons as UCF's offensive line coach, eight different linemen earned all-conference recognition a total of 16 times and four went on to play in the NFL, including 2011 third-round draft pick Jah Reid. He also coached an NFL draft pick at tight end in Mike Merritt (2008).

During his time at UCF, Key coached under his head coach as a student-athlete at Georgia Tech, George O'Leary.

Key got his start in coaching as a graduate assistant at Georgia Tech in 2001-02 and served as tight ends and running backs coach at Western Carolina in 2004.

Key was a four-year starter in his four seasons as a student-athlete at Georgia Tech (1997-2000). While making 44-straight starts at right guard, Key was a part of a senior class that led Georgia Tech to four-straight bowl appearances for the first time since 1953-56. As a sophomore in 1998, he helped lead Tech to a 10-2 record and a share of the ACC championship. During his junior campaign in 1999, the Jackets ranked No. 1 nationally in total offense (509.0 ypg). He was voted a team captain and all-ACC as a senior in 2000. In all, he was a key cog in an offensive front that helped the Yellow Jackets lead the ACC in rushing three times.

A Clay, Ala. native, Key, 47, was an all-state performer at Hewitt-Trussville H.S. He and his wife, Danielle, have a daughter, Harper.



GEORGIA TECH BOWL HISTORY (46 APPEARANCES, 26-20, .565)

DATE	BOWL	CITY	RESULT	
Jan. 1, 1929	Rose Bowl	Pasadena, Calif.	Georgia Tech 8	Cal 7 <i>Wrong Way Roy Riegels helps Golden Tornado to perfect 10-0 season</i>
Jan. 1, 1940	Orange Bowl	Miami, Fla.	Georgia Tech 21	Missouri 7 <i>21-straight points makes first of seven Orange Bowl trips a success</i>
Jan. 1, 1943	Cotton Bowl	Dallas, Texas	Texas 14	Georgia Tech 7 <i>Gallant Tech comeback falls short when drive stalls on 3-yard line</i>
Jan. 1, 1944	Sugar Bowl	New Orleans, La.	Georgia Tech 20	Tulsa 18 <i>Tech overcomes 18-7 second-half deficit, blanks Tulsa in 2nd half</i>
Jan. 1, 1945	Orange Bowl	Miami, Fla.	Tulsa 26	Georgia Tech 12 <i>Frank Broyles' 304-yard passing effort can't overcome 20-0 deficit</i>
Jan. 1, 1947	Oil Bowl	Houston, Texas	Georgia Tech 41	Saint Mary's 19 <i>Yellow Jackets pick off eight St. Mary's passes in the rain and mud</i>
Jan. 1, 1948	Orange Bowl	Miami, Fla.	Georgia Tech 20	Kansas 14 <i>Tech forces fumble inside 1-yard line to foil Kansas' frenzied rally</i>
Jan. 1, 1952	Orange Bowl	Miami, Fla.	Georgia Tech 17	Baylor 14 <i>Pepper Rodgers' field goal secures win, 11-0-1 season for Tech</i>
Jan. 1, 1953	Sugar Bowl	New Orleans, La.	Georgia Tech 24	Ole Miss 7 <i>National championship clinched after scoring 24-straight points</i>
Jan. 1, 1954	Sugar Bowl	New Orleans, La.	Georgia Tech 42	West Virginia 19 <i>Tech unleashes aerial attack, completing 20-of-35 for 268 yards</i>
Jan. 2, 1955	Cotton Bowl	Dallas, Texas	Georgia Tech 14	Arkansas 6 <i>Jackets complete "grand slam" with wins in all four major bowls</i>
Jan. 2, 1956	Sugar Bowl	New Orleans, La.	Georgia Tech 7	Pitt 0 <i>Wade Mitchell scores only TD, Tech wins fifth straight major bowl</i>
Dec. 29, 1956	Gator Bowl	Jacksonville, Fla.	Georgia Tech 21	Pitt 14 <i>Tech wins sixth-straight bowl, beats Pitt for second-straight year</i>
Jan. 2, 1960	Gator Bowl	Jacksonville, Fla.	Arkansas 14	Georgia Tech 7 <i>Former Tech star Frank Broyles coaches Razorbacks to win</i>
Dec. 30, 1961	Gator Bowl	Jacksonville, Fla.	Penn State 30	Georgia Tech 15 <i>Tech bolts to 9-0 lead, but State's Galen Hall passes for 3 TDs</i>
Dec. 22, 1962	Bluebonnet Bowl	Houston, Texas	Missouri 14	Georgia Tech 10 <i>MU's Bill Tobin runs for 114 yards, Tech throws four interceptions</i>
Dec. 31, 1965	Gator Bowl	Jacksonville, Fla.	Georgia Tech 31	Texas Tech 21 <i>QB Jerry Priestley's 1-yard TD early in fourth quarter keys Jackets</i>
Jan. 2, 1967	Orange Bowl	Miami, Fla.	Florida 27	Georgia Tech 12 <i>Steve Spurrier quarterbacks Gators past Bobby Dodd, Jackets</i>
Dec. 19, 1970	Sun Bowl	El Paso, Texas	Georgia Tech 17	Texas Tech 9 <i>Jackets defense pitches first-half shutout, builds 10-0 lead</i>
Dec. 30, 1971	Peach Bowl	Atlanta, Ga.	Ole Miss 41	Georgia Tech 18 <i>Despite 317 yards total offense, Tech blown out in Atlanta bowl</i>
Dec. 18, 1972	Liberty Bowl	Memphis, Tenn.	Georgia Tech 31	Iowa State 30 <i>Back-up QB Jim Stevens throws for 3 TDs, ISU falls on 2-pointer</i>
Dec. 25, 1978	Peach Bowl	Atlanta, Ga.	Purdue 41	Georgia Tech 21 <i>With Eddie Lee lery out with injury, Tech has 12 yards rushing</i>
Dec. 31, 1985	Hall of Fame Classic	Birmingham, Ala.	Georgia Tech 17	Michigan State 14 <i>Malcolm King runs for 122 yards and scores winning TD late</i>
Jan. 1, 1991	Florida Citrus Bowl	Orlando, Fla.	Georgia Tech 45	Nebraska 21 <i>Tech clinches fourth national title behind MVP QB Shawn Jones</i>
Dec. 25, 1991	Aloha Bowl	Honolulu, Hawaii	Georgia Tech 18	Stanford 17 <i>Jimmy Lincoln's 2-point conversion with 14 seconds left seals win</i>
Dec. 29, 1997	Carquest Bowl	Miami Gardens, Fla.	Georgia Tech 35	West Virginia 30 <i>MVP Joe Hamilton has 356 yards total offense, three touchdowns</i>
Jan. 1, 1999	Gator Bowl	Jacksonville, Fla.	Georgia Tech 35	Notre Dame 28 <i>Joe Hamilton threw three TD passes and caught another</i>
Jan. 1, 2000	Gator Bowl	Jacksonville, Fla.	Miami 28	Georgia Tech 13 <i>Five-game bowl win streak ends, two Canes rush for 100 yards</i>
Dec. 29, 2000	Chick-fil-A Bowl	Atlanta, Ga.	LSU 28	Georgia Tech 14 <i>Tech can't overcome six turnovers, lose to Nick Saban's Tigers</i>
Dec. 27, 2001	Seattle Bowl	Seattle, Wash.	Georgia Tech 24	Stanford 14 <i>Godsey, Campbell, interim coach lead Tech in first Seattle Bowl</i>
Dec. 31, 2002	Silicon Valley Classic	San Jose, Calif.	Fresno State 30	Georgia Tech 21 <i>Tech makes strong rally, but Bulldogs score game's final 10 points</i>
Jan. 4, 2004	Humanitarian Bowl	Boise, Idaho	Georgia Tech 52	Tulsa 10 <i>P.J. Daniels rushes for 307 yards, four TDs, Tech defense shines</i>
Dec. 21, 2004	Champs Sports Bowl	Orlando, Fla.	Georgia Tech 51	Syracuse 14 <i>Tech has 514 yards of total offense, Reggie Ball throws for 2 TDs</i>
Dec. 29, 2005	Emerald Bowl	San Francisco, Calif.	Utah 38	Georgia Tech 10 <i>Utah rolls up 550 yards of offense, blanks Tech in second half</i>
Jan. 1, 2007	Gator Bowl	Jacksonville, Fla.	West Virginia 38	Georgia Tech 35 <i>Tashard Choice's 169 yards not enough, Pat White leads WVU</i>
Dec. 31, 2007	Humanitarian Bowl	Boise, Idaho	Fresno State 40	Georgia Tech 28 <i>Fresno State scores 27 unanswered points after Tech's early 7-0 lead</i>
Dec. 31, 2008	Chick-fil-A Bowl	Atlanta, Ga.	LSU 38	Georgia Tech 3 <i>Charles Scott runs for three TDs, Tech loses at Georgia Dome</i>
Jan. 5, 2010	FedEx Orange Bowl	Miami Gardens, Fla.	Iowa 24	Georgia Tech 14 <i>Tech digs 14-point hole early in first BCS bowl appearance</i>
Dec. 27, 2010	Independence Bowl	Shreveport, La.	Air Force 14	Georgia Tech 7 <i>Tevin Washington rushes for 131 yards, but special teams prove costly</i>
Dec. 31, 2011	Hyundai Sun Bowl	El Paso, Texas	Utah 30	Georgia Tech 27 (OT) <i>Tech leads by 14 at half, but Utes comeback ends with OT touchdown</i>
Dec. 31, 2012	Hyundai Sun Bowl	El Paso, Texas	Georgia Tech 21	USC 7 <i>David Sims rushed for 99 yards as Tech snapped 7-game bowl skid</i>
Dec. 30, 2013	Music City Bowl	Nashville, Tenn.	Ole Miss 25	Georgia Tech 17 <i>GT rallied with 10 points in fourth quarter, threw INT on final possession</i>
Dec. 31, 2014	Capital One Orange Bowl	Miami Gardens, Fla.	Georgia Tech 49	Mississippi State 34 <i>GT rushed for bowl-record 452 yards; Thomas & Days each rush for 3 TD</i>
Dec. 31, 2016	TaxSlayer Bowl	Jacksonville, Fla.	Georgia Tech 33	Kentucky 18 <i>Bulker kicks GT bowl-record 4 FG; Davis returns fumble 38 yds for TD</i>
Dec. 26, 2018	Quick Lane Bowl	Detroit, Mich.	Minnesota 34	Georgia Tech 10 <i>GT doomed by slow start, going three-and-out on first two series and falling behind 13-0</i>
Dec. 22, 2023	Gasparilla Bowl	Tampa, Fla.	Georgia Tech 30	UCF 17 <i>GT rallies from 17-3 deficit behind 284 rushing yards, including 128 from MVP Jamal Haynes</i>
Dec. 27, 2024	Birmingham Bowl	Birmingham, Ala.	Vanderbilt 35	Georgia Tech 27 <i>GT outgains Vandy, 394-306, but two turnovers doom Tech in rain-soaked loss</i>

GEORGIA TECH BOWL RANKINGS AND RECORDS

MOST BOWL/PLAYOFF GAME APPEARANCES*

Alabama.....	78
Georgia.....	64
Texas.....	63
Ohio State.....	60
Oklahoma.....	59
Tennessee.....	58
LSU.....	57
USC.....	57
Penn State.....	57
Nebraska.....	55
Michigan.....	54
Clemson.....	52
Florida.....	50
Florida State.....	49
GEORGIA TECH.....	48
Auburn.....	47
Arkansas.....	45
Miami (Fla.).....	45
Notre Dame.....	45
Texas A&M.....	45

MOST BOWL/PLAYOFF WINS

Alabama.....	45
Georgia.....	38
USC.....	36
Penn State.....	33
Texas.....	33
LSU.....	31
Oklahoma.....	31
Tennessee.....	31
Ohio State.....	30
Florida State.....	29
Clemson.....	27
Nebraska.....	27
Florida.....	26
GEORGIA TECH.....	26
Ole Miss.....	26

HIGHEST BOWL/PLAYOFF WINNING PCT.

MINIMUM 15 BOWL VICTORIES

Oklahoma State.....	.647.....	22-12
Georgia.....	.627.....	38-22-3
USC.....	.643.....	36-20
Utah.....	.630.....	17-10
Ole Miss.....	.634.....	26-15
Florida State.....	.612.....	29-18-2
Alabama.....	.604.....	45-29-3
Penn State.....	.607.....	33-21-2
Syracuse.....	.603.....	17-11-1
Mississippi State.....	.577.....	15-11
LSU.....	.563.....	31-24-1
GEORGIA TECH.....	.553.....	26-21
Tennessee.....	.544.....	31-26
Oklahoma.....	.543.....	31-26-1
Wisconsin.....	.543.....	19-16

CONSECUTIVE YEARS WITH BOWL/PLAYOFF APPEARANCES*

Florida State.....	36 (1982-2017)
Nebraska.....	35 (1969-2003)
Michigan.....	33 (1975-2007)
Georgia.....	29 (1997-2025)
Virginia Tech.....	27 (1993-2019)
Oklahoma.....	27 (1999-2025)
Alabama.....	25 (1959-1983)
Alabama.....	22 (2004-2025)
Florida.....	22 (1991-2012)
Wisconsin.....	22 (2002-2023)
Clemson.....	21 (2005-2025)
LSU.....	20 (2000-2019)
GEORGIA TECH.....	18 (1997-2014)
Boise St.....	18 (2002-2019)
Oklahoma State.....	18 (2006-2023)

CONSECUTIVE BOWL/PLAYOFF VICTORIES

Florida State.....	11 (1985-1995)
USC.....	9 (1923-1945)
Utah.....	9 (1999-2009)
Boston College.....	8 (2000-2007)
GEORGIA TECH.....	8 (1947-1956)
UCLA.....	8 (1983-1991)
Minnesota.....	8 (2015-2023)
Syracuse.....	7 (1989-1996)

GEORGIA TECH BY BOWL GAME

Aloha.....	1-0
Birmingham.....	0-1
Bluebonnet.....	0-1
Carquest /Champs.....	2-0
Chick-fil-A/Peach.....	0-4
Cotton.....	1-1
Florida Citrus.....	1-0
Emerald.....	0-1
Gasparilla.....	1-0
Gator/TaxSlayer.....	4-4
Hall of Fame Classic.....	1-0
Humanitarian.....	1-1
Independence.....	0-1
Liberty.....	1-0
Music City.....	0-1
Oil.....	1-0
Orange.....	4-3
Quick Lane.....	0-1
Rose.....	1-0
Seattle.....	1-0
Silicon Valley.....	0-1
Sugar.....	4-0
Sun.....	2-1

GEORGIA TECH BY BOWL OPPONENT (FBS ONLY)

Air Force.....	0-1
Arkansas.....	1-1
Baylor.....	1-0
Cal.....	1-0
Florida.....	0-1
Fresno State.....	0-2
Iowa.....	0-1
Iowa State.....	1-0
Kansas.....	1-0
Kentucky.....	1-0
LSU.....	0-2
Miami.....	0-1
Michigan State.....	1-0
Ole Miss.....	1-2
Minnesota.....	0-1
Mississippi State.....	1-0
Missouri.....	1-1
Nebraska.....	1-0
Notre Dame.....	1-0
Penn State.....	0-1
Pittsburgh.....	2-0
Purdue.....	0-1
Saint Mary's.....	1-0
Stanford.....	2-0
Syracuse.....	1-0
Texas.....	0-1
Texas Tech.....	2-0
Tulsa.....	2-1
UCF.....	1-0
USC.....	1-0
Utah.....	0-2
Vanderbilt.....	0-1
West Virginia.....	2-1

* includes 2025

GEORGIA TECH BOWL RECORDS — TEAM

GAME		
Points Scored (Game)	52	vs. Tulsa (2004 Humanitarian)
Points Scored (Half)	42 (2nd)	vs. Tulsa (2004 Humanitarian)
Points Allowed	41	vs. Ole Miss (1971 Peach) vs. Purdue (1978 Peach)
Fewest Points Scored	3	vs. LSU (2008 Chick-fil-A)
Fewest Points Allowed	0	vs. Pittsburgh (1956 Sugar)
Total Offense	577	vs. Mississippi State (2014 Orange)
Fewest Total Offense Allowed	66	vs. California (1929 Rose)
Rushing Yards	452	vs. Mississippi State (2014 Orange)
Fewest Rush Yards Allowed	- 52	vs. Tulsa (2004 Humanitarian)
Rushing Attempts	79	vs. Texas Tech (1965 Gator)
Fewest Rush Attempts Allowed	22	vs. Texas Tech (1965 Gator) vs. West Virginia (1997 Carquest) vs. USC (2012 Hyundai Sun)
Passing Yards	326	vs. West Virginia (2007 Gator)
Fewest Pass Yards Allowed	0	vs. Missouri (1962 Bluebonnet)
Pass Completions	25	vs. Vanderbilt (2024 Birmingham)
Fewest Completions Allowed	0	vs. Missouri (1962 Bluebonnet)
Pass Attempts	40	vs. Miami (2000 Gator)
Fewest Pass Attempts Allowed	0	vs. Missouri (1962 Bluebonnet)
First Downs	29	vs. Miami (2000 Gator)

GEORGIA TECH BOWL RECORDS — INDIVIDUAL

GAME		
Rushing Yards	307	P.J. Daniels vs. Tulsa, (2004 Humanitarian)
Rush Attempts	33	Lenry Snow vs. Texas Tech (1965 Gator)
Pass Attempts	40	Joe Hamilton vs. Miami (2000 Gator)
Completions	25	Haynes King vs. Vanderbilt (2024 Birmingham)
Passing Yards	326	Taylor Bennett vs. West Virginia (2007 Gator)
Completion Percentage	.758 (25-33)	Haynes King vs. Vanderbilt (2024 Birmingham)
Total Offense	356	Joe Hamilton vs. West Virginia (1997 Carquest) (274 pass, 82 rush)
Receptions	10	Kelly Campbell vs. Stanford, (2001 Seattle)
Receiving Yards	186	Calvin Johnson vs. West Virginia (2007 Gator)
Touchdowns	4	P.J. Daniels vs. Tulsa (2004 Humanitarian)
Rushing Touchdowns	4	P.J. Daniels vs. Tulsa (2004 Humanitarian)
Passing Touchdowns	3	Jim Still vs. Kansas (1948 Orange), Pepper Rodgers vs. West Virginia (1954 Sugar), Jim Stevens vs. Iowa State (1972 Liberty), Joe Hamilton vs. Notre Dame (1999 Gator), Taylor Bennett vs. West Virginia (2007 Gator) Haynes King vs. Vanderbilt (2024 Birmingham)
Touchdown Receptions	2	George Brodnax vs. St. Mary's (1947 Oil), Jim Patton vs. Kansas (1948 Orange), Dez White vs. Notre Dame (1999 Gator), Calvin Johnson vs. West Virginia (2007 Gator)
Points Scored	24	P.J. Daniels vs. Tulsa (2004 Humanitarian)
Points Scored by Kicking	15	Harrison Butker vs. Kentucky (2016 Taxslayer)
Field Goals	4	Harrison Butker vs. Kentucky (2016 Taxslayer)
PATs	7	Travis Bell vs. Syracuse (2004 Champs) Harrison Butker vs. Mississippi State (2014 Orange)
Interceptions	2	Tom Bleick vs. Texas Tech (1965 Gator) Rick Lewis vs. Texas Tech (1970 Sun)
Tackles	16	Ron Rogers vs. West Virginia (1997 Carquest)
Longest Run	69 (TD) 68 (TD)	Synjyn Days vs. Mississippi State (2014 Orange) Joseph Auer vs. Penn State (1961 Gator)
Longest Pass	80 (TD)	Reggie Ball to Nate Curry (2004 Champs)
Longest Field Goal	52	Harrison Butker vs. Kentucky (2016 TaxSlayer)
Longest Interception Return	74 73	Quayshawn Nealy vs. Utah (2011 Sun) W.P. McHugh vs. St. Mary's (1947 Oil)
Longest Fumble Return	38	P.J. Davis vs. Kentucky (2016 TaxSlayer)
Longest Kickoff Return	44	Dennis Andrews vs. Mississippi (2013 Music City)
Longest Punt Return	63	Willie Clay vs. Stanford (1991 Aloha)
Longest Punt	67	Jason Bender vs. Stanford (1991 Aloha)
Best Punting Average	49.3 (3 punts)	David Shanahan vs. UCF (2023 Gasparilla)

CAREER

Rushing
P.J. Daniels (3g), 535 yards, 68 attempts
Passing
Joe Hamilton (3g), 756 yards
Pass Attempts
Joe Hamilton (3g), 96 attempts
Completions
Joe Hamilton (3g), 52 completions
Touchdown Passes
Pepper Rodgers (2g), 5 TD
Total Offense
Joe Hamilton (3g), 906 yards
Receptions
Kelly Campbell (4g), 18 receptions , 176 yds.
Receiving Yards
Calvin Johnson (3g), 266 yards, 13 receptions
Touchdowns
P.J. Daniels (3g), 6 touchdowns

2025 GEORGIA TECH FOOTBALL GAME NOTES

2025 POP-TARTS BOWL vs. NO. 12 BYU • SATURDAY, DECEMBER 27

GEORGIA TECH IN THE POP-TARTS BOWL

• Georgia Tech is making its third all-time appearance in the game now known as the Pop-Tarts Bowl.

• The Yellow Jackets are 2-0 in the bowl.

• Georgia Tech defeated West Virginia, 35-30, on Dec. 29, 1997, when the game was known as the Carquest Bowl and played in Miami Gardens, Fla.

• Seven years later, after the game relocated to Orlando, Georgia Tech routed Syracuse, 51-14, in the 2004 Champs Sports Bowl.

• Tech head coach **Brent Key** was the Yellow Jackets' starting right guard as a redshirt freshman in the 1997 Carquest Bowl win over WVU. It was the first of four-straight bowl games that Key would start for the Jackets (1997 Carquest Bowl, 1999 Gator Bowl, 2000 Gator Bowl, 2000 Chick-fil-A Bowl).

GEORGIA TECH ALL-TIME RESULTS IN POP-TARTS BOWL

Date	Opponent	GT Result
Dec. 29, 1997	vs. West Virginia*	W, 35-30
Dec. 21, 2004	vs. Syracuse^	W, 51-14

* Carquest Bowl (Miami Gardens, Fla.)

^ Champs Sports Bowl (Orlando, Fla.)

GEORGIA TECH AT CAMPING WORLD STADIUM

• Georgia Tech is playing for the third time in the venue now known as Camping World Stadium.

• Each of the Yellow Jackets' two previous appearances at the stadium came when it was known as the Florida Citrus Bowl.

• Most notably, Georgia Tech sealed the 1990 national championship — its fourth national title — with a 45-21 rout over Nebraska in the 1991 Florida Citrus Bowl (Jan. 1, 1991). The victory capped the Yellow Jackets' 11-0-1 campaign and national title in the UPI coaches' poll (Colorado was voted national champion in the AP media poll).

• Georgia Tech returned to the Florida Citrus Bowl on Dec. 21, 2004, when they romped over Syracuse, 51-14, in the 2004 Champs Sports Bowl.

GEORGIA TECH ALL-TIME RESULTS AT CAMPING WORLD STADIUM

Date	Opponent	GT Result
Jan. 1, 1991	vs. Nebraska*	W, 45-21
Dec. 21, 2004	vs. Syracuse^	W, 51-14

* 1991 Florida Citrus Bowl (clinched 1990 national title for GT)

^ 2004 Champs Sports Bowl

GEORGIA TECH-BYU SERIES HISTORY

• Georgia Tech and BYU are meeting for the fifth time.

• The Yellow Jackets and Cougars played home-and-home series in 2002 (Atlanta) and 2003 (Provo), and in 2012 (Atlanta) and 2013 (Provo).

• Georgia Tech won the first-ever meeting between the two teams, but BYU has won the last three to take a 3-1 series lead.

• The Jackets and Cougars are meeting for the first time in the postseason and the first time at a neutral site.

GEORGIA TECH-BYU SERIES RESULTS

DATE	RANK		GT RESULT
	GT	BYU	
9/21/2002	—	—	h W 28-19
8/28/2003 (TH)	—	—	a L 13-24
10/27/2012	—	—	h L 17-41
10/12/2013	—	—	a L 20-38

GEORGIA TECH vs. THE BIG 12

• Georgia Tech is squaring off against a member of the Big 12 for the second time this season, but only the fifth time since the conference began competition in 1996.

• The Yellow Jackets are 3-1 in their previous four matchups with Big 12 teams.

• The Jackets have not lost to a member of the Big 12 since a 28-25 at Kansas on Sept. 11, 2010.

• Georgia Tech is opening and closing this season against Big 12 opponents, after beginning the 2025 campaign with a 27-20 victory at Colorado.

GEORGIA TECH ALL-TIME RESULTS vs. BIG 12 OPPONENTS

Sept. 11, 2010	at Kansas	L, 28-25
Sept. 17, 2011	Kansas	W, 66-24
Dec. 22, 2023	vs. UCF (Gasparilla Bowl - Tampa, Fla.)	W, 30-17
Aug. 29, 2025	at Colorado	W, 27-20

• Tech is 17-12 all-time against current members of the Big 12.

GEORGIA TECH ALL-TIME RECORDS vs. CURRENT BIG 12 MEMBERS

Team (Last Meeting)	GT Record
Arizona (1995).....	0-2
Arizona State	0-0
Baylor (1993)	3-1
BYU (2013).....	1-3
Cincinnati	0-0
Colorado (2025)	1-0
Houston	0-0
Iowa State (1972)	1-0
Kansas (2011).....	2-1
Kansas State.....	0-0
Oklahoma State.....	0-0
TCU (1968).....	2-0
Texas Tech (1970).....	2-0
UCF (2023).....	4-2
Utah (2011)	0-2
West Virginia (2007)	2-1
TOTAL	18-12

• After opening and closing this season against Big 12 opponents, Georgia Tech will also open the 2026 campaign against the Big 12 when Colorado makes the return trip to Atlanta for the back end of the home-and-home series between the Yellow Jackets and Buffaloes.

TECH IN THE CFP RANKINGS

• Georgia Tech closed the regular season at No. 22 in the final edition of the College Football Playoff selection committee rankings.

• The No. 22 ranking marks the first time since 2014 — the College Football Playoff's inaugural season — that Georgia Tech is in the CFP's final top 25.

• For the first time in the 12-year CFP era, the Yellow Jackets were included in each of the selection committee's six weekly rankings this season (Tech was ranked for 6-of-7 weeks during in 2014).

GEORGIA TECH IN THE CFP RANKINGS — 2025

Week 10	No. 17
Week 11	No. 16
Week 12	No. 16
Week 13	No. 23
Week 14	No. 22
Final.....	No. 22

TECH IN THE NATIONAL POLLS

• Georgia Tech enters Bowl Season ranked No.24 in the Associated Press (media) poll and No. 22 in the US LBM coaches poll.

• Georgia Tech has been nationally ranked for 13-straight weeks. The Yellow Jackets entered the top 25 in Week 4, following their 24-21 win over then-No. 12/11 Clemson that moved them to 3-0.

GEORGIA TECH IN THE NATIONAL POLLS — 2025

Week	AP	Coaches
Preseason	RV (31st - 63 pts.)	RV (37th - 27 pts.)
Week 2	RV (28th - 67)	RV (t-35th - 17)
Week 3	RV (28th - 78)	RV (34th - 26)
Week 4	No. 18 (511)	No. 19 (333)
Week 5	No. 16 (598)	No. 17 (558)
Week 6	No. 17 (549)	No. 16 (604)
Week 7	No. 13 (782)	No. 13 (819)
Week 8	No. 12 (904)	No. 12 (951)
Week 9	No. 7 (1,143)	No. 7 (1,153)
Week 10	No. 8 (1,172)	No. 7 (1,183)
Week 11	No. 16 (667)	No. 14 (740)
Week 12	No. 14 (788)	No. 12 (823)
Week 13	No. 15 (768)	No. 12 (815)
Week 14	No. 23 (228)	No. 19 (344)
Week 15	No. 24 (90)	No. 23 (170)
Week 16	No. 24 (147)	No. 22 (223)

• Tech's 13-straight weeks in the national rankings is its longest streak since it was ranked in all 15 weeks of the 2009 season.

• The Yellow Jackets' No. 7 national ranking earlier this season was their highest since they were ranked No. 7 in the final coaches poll of 2014 and their highest regular-season ranking since they were seventh in both polls for three weeks in 2009.

• Prior to Week 4 of this season, Georgia Tech had not been in the top 25 of both the AP and coaches polls in the same week since Week 4 of 2015.

• Last season, Georgia Tech was nationally ranked for the first time since '15, when it came in at No. 23 in the AP Top 25 poll on Sept. 3. The Jackets' ranking lasted only one week, as they lost 31-28 at Syracuse on Sept. 7 and never re-entered the top 25 in 2024.

• Tech has been ranked in the AP poll 320 times since the poll's inception in 1936 (the poll listed 20 teams from 1936-88, except for from 1961-67, when only 10 teams were ranked; it began ranking 25 teams in 1989).

GEORGIA TECH ALL-TIME vs. AP TOP 25

	ALL	H	A	N	BOWL
vs. ACC	35-59	22-24	12-32	1-3	0-0
vs. No. 1	2-13-1	1-4-1	1-9	0-0	0-0
vs. No. 2	0-9-1	0-5-1	0-3	0-1	0-0
vs. No. 3	1-9	0-4	1-5	0-0	0-0
vs. No. 4	3-12	2-9	1-3	0-0	0-0
vs. No. 5	3-13	1-8	2-5	0-0	0-0
vs. No. 6	5-9	3-5	1-4	1-0	1-0
vs. No. 7	3-11	2-4	0-6	1-1	1-1
vs. No. 8	5-7	3-2	1-5	1-0	1-0
vs. No. 9	6-9	3-3	1-5	1-1	1-1
vs. No. 10	5-8	0-3	1-4	4-1	3-1
vs. No. 11	4-7	1-2	1-4	2-1	2-1
vs. No. 12	6-7	3-3	2-4	1-0	1-0
vs. No. 13	6-7	2-2	3-3	1-2	1-1
vs. No. 14	2-12	1-6	1-6	0-0	0-0
vs. No. 15	4-7-1	3-5-1	0-2-1	1-0	1-0
vs. No. 16	5-3-2	4-0-1	1-3-1	0-1	0-0
vs. No. 17	11-5	7-1	2-2	2-2	2-2
vs. No. 18	6-8	4-3	2-5	0-0	0-0
vs. No. 19	7-5	2-1	3-4	2-0	2-0
vs. No. 20	2-9	1-5	1-3	0-0	0-0
vs. No. 21	2-1	2-1	0-0	0-0	0-0
vs. No. 22	2-4	2-2	0-2	0-0	0-0
vs. No. 23	3-1	1-0	2-0	0-1	0-1
vs. No. 24	1-0	0-0	1-0	0-0	0-0
vs. No. 25	1-4*	1-2	0-1	0-1*	0-0

* One win vacated due to NCAA sanctions



GEORGIA TECH vs. RANKED OPPONENTS UNDER BRENT KEY

• Georgia Tech is 7-7 against ranked opponents under head coach **Brent Key**.

• Following its win over No. 12 Clemson on Sept. 13, the Yellow Jackets are an ultra-impressive 7-1 against ranked Atlantic Coast Conference competition under Key, with four of the seven wins coming away from home.

GT VS. RANKED ACC OPPONENTS UNDER KEY

Oct. 1, 2022	at No. 24 Pitt	W, 26-21
Nov. 19, 2022	at No. 19 North Carolina	W, 21-17
Oct. 7, 2023	at No. 17 Miami (Fla.)	W, 23-20
Oct. 28, 2023	No. 17 North Carolina	W, 46-42
Aug. 24, 2024	vs. No. 10 Florida State*	W, 24-21
Sept. 21, 2024	at No. 19 Louisville	L, 31-19
Nov. 9, 2024	No. 4 Miami (Fla.)	W, 28-23
Sept. 13, 2025	No. 12 Clemson	W, 24-21

• With a pair of wins over nationally ranked teams in each of the last three seasons, the Yellow Jackets have defeated multiple ranked teams in three-consecutive seasons for the first time since 1955-57.

• With a win over No. 12 BYU in the Pop-Tarts Bowl, Georgia Tech will have multiple wins over ranked opponents in four-straight seasons for the first time in program history.

• Key became the second coach in Georgia Tech history to ever defeat a ranked opponent in his first game as the Yellow Jackets' head coach when the Yellow Jackets knocked off No. 24 Pitt, 26-21, on Oct. 1, 2022. Tech head coaches were previously 1-4 when facing nationally ranked teams in their GT debuts (Bill Fulcher – L, 34-3 vs. No. 15 Tennessee – 1972; Pepper Rodgers – L, 31-7 vs. No. 2 Notre Dame – 1974; Bill Curry – L, 26-3 vs. No. 2 Alabama – 1980; Mac McWhorter – W, 24-14 vs. No. 11 Stanford – 2001 Seattle Bowl; Geoff Collins – L, 52-14 vs. No. 1 Clemson – 2019).

COLLEGE FOOTBALL PLAYOFF RANKINGS (FINAL)

Team	
1.	Indiana
2.	Ohio State
3.	Georgia
4.	Texas Tech
5.	Oregon
6.	Ole Miss
7.	Texas A&M
8.	Oklahoma
9.	Alabama
10.	Miami (Fla.)
11.	Notre Dame
12.	BYU
13.	Texas
14.	Vanderbilt
15.	Utah
16.	Southern California
17.	Arizona
18.	Michigan
19.	Virginia
20.	Tulane
21.	Houston
22.	Georgia Tech
23.	Iowa
24.	James Madison
25.	North Texas

Georgia Tech opponents in italics

ASSOCIATED PRESS TOP 25 POLL (WEEK 16)

Team (1st-place votes)	Points	Record	Prev.
1. Indiana (66)	1650	13-0	2
2. Georgia	1550	12-1	3
3. Ohio State	1538	12-1	1
4. Texas Tech	1452	12-1	5
5. Oregon	1358	11-1	4
6. Ole Miss	1323	11-1	6
7. Texas A&M	1278	11-1	7
8. Oklahoma	1154	10-2	8
9. Notre Dame	1094	10-2	9
10. Miami (Fla.)	1017	10-2	12
11. Alabama	973	10-3	10
12. BYU	899	11-2	11
13. Vanderbilt	880	10-2	13
14. Texas	872	9-3	14
15. Utah	748	10-2	15
16. Southern California	609	9-3	17
17. Tulane	521	11-2	21
18. Michigan	503	9-3	18
19. James Madison	490	12-1	19
20. Virginia	323	10-3	16
21. Arizona	322	9-3	22
22. Navy	173	9-2	23
23. North Texas	151	11-2	20
24. Georgia Tech	147	9-3	24
25. Missouri	92	8-4	25

Other receiving votes: Houston 82, Iowa 74, Tennessee 61, New Mexico 21, *Duke 18*, Boise State 16, UNLV 10, USF 10, SMU 8, Arizona State 6, Louisville 6, UConn 5, Washington 4, *Pittsburgh 3*, Kennesaw State 3, Illinois 2, Iowa State 2, Western Michigan 1, TCU 1.

US LBM COACHES POLL (WEEK 16)

Team (1st-place votes)	Points	Prev.	Record
1. Indiana (61)	1,549	2	13-0
2. Georgia (1)	1,461	3	12-1
3. Ohio State	1,433	1	12-1
4. Texas Tech	1,339	6	12-1
5. Oregon	1,317	4	11-1
6. Ole Miss	1,240	5	11-1
7. Texas A&M	1,169	7	11-1
8. Oklahoma	1,093	8	10-2
9. Notre Dame	1,037	9	10-2
10. Miami (Fla.)	941	13	10-2
11. Alabama	913	10	10-3
12. Vanderbilt	867	12	10-2
13. BYU	790	11	11-2
14. Texas	788	14	9-3
15. Utah	719	15	10-2
16. Southern California	558	17	9-3
17. Michigan	479	18	9-3
18. Tulane	448	21	11-2
19. James Madison	389	19	12-1
20. Arizona	326	22	9-3
21. Virginia	288	16	10-3
22. Georgia Tech	223	23	9-3
23. Tennessee	123	24	8-4
24. Houston	119	NR	9-3
25. Navy	118	25	9-2

Other receiving votes: Iowa 102, North Texas 89, Missouri 51, *Duke 43*, SMU 32, Washington 24, Illinois 10, Boise State 10, TCU 9, *Pittsburgh 9*, Arizona State 8, Louisville 7, USF 7, UConn 7, Penn State 6, Kennesaw State 3, UNLV 2, Old Dominion 2, Western Michigan 1, San Diego State 1.

Georgia Tech opponents in italics

TECH IN THE ACC STANDINGS

• With a 6-2 record in conference play, Georgia Tech was tied for second in the final 2025 Atlantic Coast Conference standings.

• The Yellow Jackets are the only ACC team that has finished in the top four of the conference standings for each of the last three seasons (2023-25).

• Tech and Louisville were only two teams to finish in the top four in the ACC in 2023 and 2024, but Louisville dropped to a tie for seventh in 2025.

• Georgia Tech has surpassed expectations in each of its three full seasons under head coach Brent Key. The Yellow Jackets' fourth-place finishes in 2023 and 2024 came after they were picked to finish 12th out of 14 teams in the ACC's preseason poll in '23 and 10th out of 17 teams in the league's preseason poll in '24, and their second-place finish in 2025 came after they were tabbed to finish fourth in the conference's preseason poll.

• Georgia Tech has finished above .500 in ACC play for the three-straight seasons, marking the first time since 2012 (5-3), 2013 (5-3) and 2014 (6-2) that the Yellow Jackets have three-consecutive winning records in conference action.

2025 ACC STANDINGS

	ACC		Overall	
Virginia	7-1	.875	10-3	.769
Miami	6-2	.750	10-2	.833
Georgia Tech	6-2	.750	9-3	.750
SMU	6-2	.750	8-4	.667
Pitt	6-2	.750	8-4	.667
Duke*	6-2	.750	8-5	.615
Louisville	4-4	.500	8-4	.667
Wake Forest	4-4	.500	8-4	.667
California	4-4	.500	7-5	.583
Clemson	4-4	.500	7-5	.583
NC State	4-4	.500	7-5	.583
Stanford	3-5	.375	4-8	.333
Florida State	2-6	.250	5-7	.417
North Carolina	2-6	.250	4-8	.333
Virginia Tech	2-6	.250	3-9	.250
Syracuse	1-7	.125	3-9	.250
Boston College	1-7	.125	2-10	.167

* ACC Championship Game winner

OFFENSE

• Georgia Tech has one of college football's top offenses, as it ranks No. 12 nationally and second in the ACC in total offense (485.9 yards per game) and seventh nationally (first in the ACC) in yards per play (7.09).

TOTAL OFFENSE — FBS, 2025

Team	Yards Per Game
1. North Texas	504.3
2. South Florida	501.7
3. Ole Miss	498.1
4. Tennessee	482.0
5. Texas Tech	480.3
6. Utah	478.6
7. Texas State	475.8
8. Indiana	472.8
9. Florida State	471.6
10. USC	471.6
11. Vanderbilt	468.5
12. Georgia Tech	466.3

YARDS PER PLAY — FBS, 2025

Team	Yards Per Play
1. Vanderbilt	7.54
2. North Texas	7.33
3. Notre Dame	7.32
4. USC	7.21
5. South Florida	7.20
6. Cincinnati	7.13
7. Georgia Tech	7.09
8. Indiana	7.09
9. Oregon	7.08
10. Arkansas	6.94

• Georgia Tech's 466.3 yards per game this season are currently the third-most in program history.

SINGLE-SEASON TOTAL OFFENSE AVG. — GT HISTORY*

	YPG	Yards	Games	Year
1.	509.0	5,599	11	1999
2.	476.5	6,671**	14	2014
	466.3	5,595	12	2025
3.	458.8	5,964	13	2011
4.	441.1	6,175	14	2012
5.	435.4	4,789	11	2000

* since 1948

** Program record for yards in a single season

• Georgia Tech's current 7.09 yards per play would shatter the school record of 6.81, set in 1999.

• Georgia Tech is averaging 471.6 yards per game over its last five games, which ranks ninth in FBS and fourth among power-conference programs (since October 21),

• Georgia Tech entered bowl season as one of only three teams nationally — and one of just two from power conferences — that ranked among the top 30 nationally in all five major offensive statistical categories: total offense, scoring, rushing, passing and passing efficiency.

TOP 30 IN ALL MAJOR OFFENSIVE CATEGORIES — FBS, 2025

	Total Off.	Scoring	Rushing	Passing	Pass. Eff.
Georgia Tech	12th	25th	19th	29th	18th
Texas Tech	5th	3rd	27th	10th	17th
USF	2nd	2nd	10th	17th	6th

• In all, Georgia Tech entered bowl season ranked among the top 30 nationally in 11 different official offensive statistical categories.

OFFENSIVE STATISTICAL RANKINGS — FBS/ACC, 2025

Category	GT	National	ACC
Sacks Allowed	0.75 pg	3rd	1st
Red Zone Offense	.939	4th	1st
Completion Pct.	.715	4th	2nd
Total Offense	466.3 ypg	12th	2nd
Passes Had Intercepted	6	13th	2nd
Team Passing Efficiency	156.09	18th	2nd
Rushing Offense	203.0 ypg	19th	2nd
3rd Down Pct.	.472	20th	3rd
1st Downs	284	23rd	4th
Scoring Offense	33.1 pg	25th	4th
Passing Offense	263.3	29th	8th

• Georgia Tech's offense is also one of the nation's most explosive attacks, as they rank among the national leaders in nearly every long-play increment of 10 yards.

GEORGIA TECH LONG PLAYS FROM SCRIMMAGE — 2025

Category	# of Plays	National Rank
Plays of 20+ yards	70	t-16th
Plays of 30+ yards	34	t-12th
Plays of 40+ yards	17	t-24th
Plays of 50+ yards	8	t-33rd
Plays of 60+ yards	5	t-21st
Plays of 70+ yards	3	t-15th
Plays of 80+ yards	1	t-11th

• The Yellow Jackets had a streak of 15-straight games with at least 24 points snapped in a 16-9 loss to No. 4 Georgia in the regular-season finale (Nov. 28).

• The Jackets' 15-straight games with 24-plus points was their longest streak since they scored at least 24 points in 16-straight games from 2014-15.

• Georgia Tech's 628 yards of total offense at Boston College (Nov. 15) were the seventh-most in school history and the second-most against an ACC opponent.

• The Yellow Jackets' 628 yards of offense at BC were the seventh-most in Georgia Tech history, but only its second-highest total of the season. On Sept. 6, the Jackets amassed 680 yards, the third-highest total in program history.

SINGLE-GAME TOTAL OFFENSE — GT HISTORY*

Yards	Opponent	Date
1.	768	Kansas
2.	712	Presbyterian
3.	680	Gardner-Webb
4.	662	Western Carolina
5.	655	Tennessee
6.	638	North Carolina
7.	628	Boston College
8.	627	Virginia
9.	623	The Citadel
10.	612	Pittsburgh

* since 1948

• Tech has also put together two of the top-10 yards-per-play averages in school history this season.

SINGLE-GAME YARDS PER PLAY AVG. — GT HISTORY*

Yards	Opponent	Date
1.	13.5	Kansas
2.	11.9	Gardner-Webb
3.	10.3	Western Carolina
4.	9.9	Presbyterian
	9.9	Duke
6.	9.8	Temple
7.	9.7	Alcorn State
8.	9.6	Virginia
9.	9.5	Air Force
10.	9.1	Elon

* since 1948

• For only the second time in school history, Georgia Tech had a 300-yard passer, a 100-yard rusher and two 100-yard receivers in a single game when QB **Haynes King** (371 passing yards), RB **Malachi Hosley** (107 rushing yards) and WRs **Malik Rutherford** (121 receiving yards) and **Eric Rivers** (119 receiving yards) accomplished the feat at Boston College.

300-YD PASSER, 100-YD RUSHER,
2 100-YD RECEIVERS IN A GAME — GT HISTORY

Date	Opponent	Players (Yards)
Nov. 15, 2025	at Boston College	Haynes King (371 pass) Malachi Hosley (107 rush) Malik Rutherford (121 rec.) Eric Rivers (119 rec.)
Sept. 10, 2005	North Carolina	Reggie Ball (320 pass) P.J. Daniels (103 rush) Damarius Bilbo (131 rec.) Calvin Johnson (114 rec.)

• Tech also had two 100-yard receivers in a game for just the seventh time in program history at BC.

2 100-YD RECEIVERS IN A GAME — GT HISTORY

Date	Opponent	Players (Yards)
Nov. 15, 2025	at Boston College	Malik Rutherford (121) Eric Rivers (119)
Sept. 10, 2005	North Carolina	Damarius Bilbo (131) Calvin Johnson (114)
Sept. 11, 2004	Clemson	Calvin Johnson (127) Levon Thomas (100)
Nov. 10, 2001	Virginia	Will Glover (172) Kerry Watkins (161)
Sept. 11, 1999	Florida State	Kelly Campbell (141) Dez White (114)
Nov. 15, 1997	Duke	Derrick Steagall (125) Harvey Middleton (106)
Sept. 30, 1972	Rice	Jimmy Robinson (146) Mark Fields (131)

• Two of the top five passing games in Tech history have come this season, with 457 yards through the air against Gardner-Webb (Sept. 6) and 408 at NC State (Nov. 1).

SINGLE-GAME PASSING YARDS — GT HISTORY*

Yards	Opponent	Date
1.	486	Virginia
2.	457	Gardner-Webb
3.	454	Clemson
4.	416	Duke
5.	408	NC State

* since 1948

• Georgia Tech's 29 completions at Wake Forest (Sept. 27) are tied for its most in a single game over the last 23 seasons (since 2003).

• In all, five of Georgia Tech's 13 highest completion totals since 2003 have come this season.

SINGLE-GAME COMPLETIONS — GT, SINCE 2003

Completions	Opponent	Year	Result
1.	29	at Wake Forest	2025 W, 23-20^(OT)
	29	at Syracuse	2024 L, 31-28
3.	28	at Ole Miss	2023 L, 48-23
4.	27	Pitt	2025 L, 42-28
	27	at Virginia	2021 L, 48-40
	27	at Duke	2003 L, 41-17
7.	26	at Boston College	2025 W, 36-34
	26	at Georgia	2024 L, 44-42 ^(OT)
9.	25	at NC State	2025 L, 48-36
	25	Syracuse	2025 W, 41-16
	25	vs. Vanderbilt	2024 L, 35-27
	25	Georgia State	2024 W, 35-12
	25	North Carolina	2005 W, 27-21

OFFENSE

• Georgia Tech has completed passes to at least 10 different receivers in a game eight times since the beginning of the 2023 season, including three times this season.

• Prior to having at least 10 different players with a reception eight times over the last three seasons, the feat had only been accomplished 16 times in the first 130 seasons of Georgia Tech football.

MOST PLAYERS WITH A RECEPTION — GT HISTORY

Players	Opponent	Date
1. 12	VMI	Sept. 14, 2024
12	Georgia	Dec. 5, 1981
3. 11	Gardner-Webb	Sept. 6, 2025
11	Georgia State	Aug. 31, 2024
11	Virginia	Nov. 9, 2000
11	Duke	Sept. 24, 1994
11	Furman	Sept. 11, 1993
11	Virginia	Sept. 19, 1992
11	Penn State	Aug. 28, 1991
11	Chattanooga	Sept. 22, 1990
11	Auburn	Oct. 18, 1986
12. 10	10 times	most recently:
	Virginia Tech	Oct. 11, 2025
	Wake Forest	Sept. 27, 2025
	Vanderbilt	Dec. 27, 2024
	Virginia	Nov. 4, 2023
	Ole Miss	Sept. 16, 2023

• The Yellow Jackets have completed 71.5% of their passes this season (253-of-354), which is on pace to obliterate their single-season school record, which was set just last year at .653.

• Georgia Tech's cushion to set a new single-season completion percentage record is so large, the Yellow Jackets would have to throw a minimum of 34 incomplete passes in Saturday's Pop-Tarts Bowl in order to not break the record. For reference, Tech has thrown a total of 30 incompletions over its last three games combined.

HIGHEST COMPLETION PERCENTAGE

— GEORGIA TECH HISTORY*

Year	Games	Completions	Pass Att.	Completion %
— 2025	12	253	354	.715
1. 2024	13	269	412	.653
2. 1999	11	208	319	.652
3. 2001	12	264	413	.639
4. 1997	11	177	279	.634
5. 2000	11	231	374	.618
6. 2023	13	231	379	.609

* since 1948

• On the ground, Tech is one of only 17 teams that have multiple 300-yard rushing games against FBS opponents.

MOST 300-YARD RUSHING GAMES AGAINST

FBS OPPONENTS — 2025

Team	300-yd Games
1. Indiana	5
2. James Madison	4
Louisiana Tech	4
Navy	4
Old Dominion	4
6. Air Force	3
Missouri	3
Northern Illinois	3
Utah	3
10. Georgia Tech	2
7 others	2

• Georgia Tech's 320 yards in its season opener at Colorado (Aug. 29) are the nation's 13th-most rushing yards against a power-conference competition this season.

MOST RUSHING YDS AGAINST A P4 OPPONENT — FBS, 2025

Team	Opponent	Rush Yds.	Date
1. Kansas State	Utah	472	Nov. 22
2. Utah	Colorado	422	Oct. 25
3. Oregon	Rutgers	415	Oct. 18
4. Utah	Baylor	380	Nov. 15
5. Texas Tech	Kansas	372	Oct. 11
6. Indiana	Maryland	367	Nov. 1
7. Virginia Tech	Cal	357	Oct. 24
8. Indiana	Purdue	355	Nov. 28
9. Arizona State	Colorado	355	Nov. 22
10. Notre Dame	Syracuse	329	Nov. 22
11. Missouri	Mississippi St.	326	Nov. 15
12. Missouri	Arkansas	322	Nov. 29
13. Georgia Tech	Colorado	320	Aug. 29
14. Louisville	Boston College	317	Oct. 25
15. Vanderbilt	Tennessee	314	Nov. 29

• Georgia Tech has rushed for at least 300 yards five times in 38 games against NCAA Division I FBS opponents since the beginning of the 2023 season, **Brent Key's** first full season as the Yellow Jackets' head coach.

300-YD RUSHING GAMES — GEORGIA TECH, SINCE 2023

Opponent	Yards	Date
1. North Carolina	371	Oct. 12, 2024
2. North Carolina	348	Oct. 28, 2023
3. Colorado	320	Aug. 29, 2025
4. Temple	307	Sept. 20, 2025
5. Virginia	305	Nov. 4, 2023

• Since 2023, Georgia Tech's four 300-yard rushing games against power-conference opponents are tied for the most by any FBS team.

• Since 2023, Georgia Tech's four 300-yard rushing games against power-conference opponents are tied for the most by any FBS team.

300-YARD RUSHING GAMES vs. POWER CONFERENCE OPPONENTS — SINCE 2023

Team	300-yd Games
1. Georgia Tech	4
Utah	4
Virginia Tech	4
Notre Dame	4
Kansas State	4
Indiana	4
7. Auburn	3
Arizona State	3
Georgia	3
Kansas	3
West Virginia	3
12. Seven tied	2

• Prior to its five 300-yard rushing games since the beginning of the 2023 season, Tech rushed for at least 300 yards just once from 2019-2022, the first four seasons following the retirement of head coach Paul Johnson and the Yellow Jackets' departure from his vaunted spread-option offense.

• Georgia Tech has also rushed for at least 200 yards in 17 of its last 32 games (dating back to Oct. 21, 2023 vs. Boston College).

• A dominant ground game has been a predictor of Georgia Tech's success in recent seasons, as Tech has run for at least 200 yards in 22 of its last 37 wins.

• Georgia Tech is one of only nine teams in the nation with three players that have rushed for at least 500 yards this season, and is one of only nine that is led in rushing by a quarterback (Old Dominion being the other).

500-YARD RUSHERS THE ON SAME TEAM— FBS, 2025

Team	Player	Rushing Yds
Georgia Tech	Haynes King	922
	Malachi Hosley	634
	Jamal Haynes	504
Cincinnati	Tawee Walker	709
	Brendan Sorsby	580
	Evan Pryor	522
Louisiana	Elijah Davis	767
	Zylan Perry	689
	D'Wanyé Winfield	667
Memphis	Sutton Smith	669
	Brendon Lewis	618
	Gregory Desrosiers	563
Ohio	Sieh Bangura	1,243
	Parker Navarro	839
	Duncan Brune	561
Old Dominion	Colton Joseph	1,007
	Trequan Jones	792
	Devin Roche	630
Texas State	Lincoln Pare	1,022
	Brad Jackson	692
	Greg Burrell	590
Utah	Wayshawn Parker	931
	Devon Dampier	687
	Byrd Ficklin	503
Washington	Jonah Coleman	758
	Demond Williams Jr.	611
	Adam Mohammed	523

• Georgia Tech entered bowl season tied for third nationally with just nine sacks allowed in 12 games this season (0.75/gm).

Team	Games	Sacks	Sacks/Gm	Pass Att.
1. Army West Point	12	6	0.50	118
2. Cincinnati	12	7	0.58	345
3. Georgia Tech	12	9	0.75	354
Navy	12	9	0.75	167
Maryland	12	9	0.75	491

• If Georgia Tech does not allow a sack in Saturday's Pop-Tarts Bowl vs. No. 12 BYU, it will match last season's school records for fewest total sacks allowed (9) and fewest sacks allowed per game (0.69).

FEWEST SACKS ALLOWED — GEORGIA TECH HISTORY*

Year	Games	Sacks	Sacks/Gm	Pass Att/Gm
1. 2024	13	9	0.69	31.7
— 2025	12	9	0.75	29.5
2. 2014	14	11	0.78	14.5
3. 2005	12	10	0.83	34.8
4. 2009	14	12	0.86	12.0

* since sacks became an official NCAA statistic in 2000

• Dating back to the final two games of the 2022 season, Georgia Tech has not surrendered a sack in 18 of its last 40 games.

• Prior to not allowing a sack in 18 of their last 40 games, the Yellow Jackets had surrendered at least one sack in 27-of-28 games.

• After committing five turnovers in its first two games of the season, Georgia Tech has turned the ball over just eight times in the last 10 contests.

GEORGIA TECH TURNOVERS — 2025

Games	Turnovers
First 2 Games	5 (2.5/gm)
Last 10 Games	8 (0.8/gm)

• Georgia Tech finished tied for 11th nationally (sixth among power-conference teams) with 10 turnovers lost last season.

OFFENSE

• The most consistent mark of Georgia Tech's success on offense is its ability to take care of the football. Since the beginning of the 2020 season, Georgia Tech has averaged 0.9 turnovers per game in wins but has averaged 1.7 turnovers per game in losses.

QUARTERBACKS

• Georgia Tech's offense is engineered by perhaps the most outstanding college football player in the country, Atlantic Coast Conference Player of the Year and Offensive Player of the Year **Haynes King**.

• King finished 10th in voting for the 2025 Heisman Trophy, becoming only the seventh player in Georgia Tech history to finish in the top 10 in Heisman balloting.

• King is the first Yellow Jacket to finish in the top 10 in Heisman Trophy voting since College and Pro Football Hall of Famer Calvin Johnson also placed 10th in 2006, and is only the third Yellow Jacket to finish in the top 10 in the last 47 years.

TOP 10 IN HEISMAN TROPHY VOTING

— GEORGIA TECH HISTORY

Year	Player	Place
1942	Clint Castleberry - RB	3rd
1943	Eddie Prokop - RB	5th
1962	Billy Lothridge - QB	8th
1963	Billy Lothridge - QB	2nd
1978	Eddie Lee Ivery - RB	8th
1999	Joe Hamilton - QB	2nd
2006	Calvin Johnson - WR	10th
2025	Haynes King - QB	10th

• King was the runaway winner of both the ACC Player of the Year and Offensive Player of the Year Awards.

2025 ACC PLAYER OF THE YEAR VOTING (MIN. 3 VOTES)

Player	Pos.	Team	Votes
1. Haynes King	QB	Georgia Tech	54
2. Rueben Bain, Jr.	DL	Miami (Fla.)	7
3. Darian Mensah	QB	Duke	6
4. Malachi Toney	WR	Miami (Fla.)	3
J'Mari Taylor	RB	Virginia	3

2025 ACC OFFENSIVE PLAYER OF THE YEAR VOTING (MIN. 3 VOTES)

Player	Pos.	Team	Votes
1. Haynes King	QB	Georgia Tech	59
2. Darian Mensah	QB	Duke	7
3. Kevin Jennings	QB	SMU	3
Malachi Toney	WR	Miami (Fla.)	3
J'Mari Taylor	RB	Virginia	3

• King is only the fourth ACC Player of the Year and ACC Offensive Player of the Year in Georgia Tech history.

ACC PLAYER OF THE YEAR/OFFENSIVE PLAYER OF THE YEAR — GEORGIA TECH HISTORY

Year	Player
1999	Joe Hamilton - QB
2006	Calvin Johnson - WR
2008	Jonathan Dwyer - RB
2025	Haynes King - QB

• For the third time in his three seasons as a Yellow Jacket, King was voted a permanent team captain for the 2025 season by his teammates prior to the regular-season finale versus Georgia (Nov. 28).

• King is only the second three-time team captain in Georgia Tech football history, joining QB Justin Thomas (2014-16).

• King ranks second among power-conference players and third overall nationally in total offense (329.0 ypg).

• In all, King ranks among the top 30 nationally in 16 different statistical categories.

HAYNES KING — FBS/ACC, 2025

Category	No.	National	ACC
Scoring by a QB	8.2 ppg	t-2nd	1st
Total Offense	329.0 ypg	3rd	1st
Rushing TDs by a QB	15	t-3rd	1st
Total Touchdowns by a QB	15	t-4th	1st
Total Points Scored by a QB	90	t-4th	1st
Completion Percentage	.717	5th	2nd
Rushing by a QB	83.8 pg	6th	1st
Total Rushing Yds. by a QB	922	t-7th	1st
Rushing TDs	15	t-9th	1st
Total Touchdowns	15	t-12th	t-1st
Pts Responsible For/Gm	14.9	17th	2nd
Completions/Gm	20.91	24th	7th
Scoring	8.2 ppg	t-25th	5th
Yards/Pass Attempt	8.40	25th	3rd
Passing Efficiency	151.4	28th	3rd
Passing Yards per Game	245.2	29th	6th

• King is only power-conference player in the nation, and one of two players overall, that is averaging at least 240 passing yards and 80 rushing yards per game this season.

AVERAGING 240 PASSING YDS/80 RUSHING YDS

PER GAME — FBS, 2025

Player	Team	Pass Avg.	Rush Avg.
Haynes King	Georgia Tech	245.2	83.8
Byrum Brown	South Florida	263.2	84.0

• Since 1995, only four FBS quarterbacks have averaged at least 240 passing yards and 80 rushing yards per game in a season. Three of the four (Texas A&M's Johnny Manziel, Louisville's Lamar Jackson and LSU's Jayden Daniels) went on to win the Heisman Trophy, while the fourth (Oklahoma's Jalen Hurts) finished second in Heisman balloting.

240 PASSING YDS/80 RUSHING YDS PER GAME — FBS, SINCE 1995

Player	Team	Pass Avg.	Rush Avg.	Year
Haynes King	Georgia Tech	245.2	83.8	2025
Jayden Daniels*	LSU	317.7	94.5	2023
Jalen Hurts*	Oklahoma	275.1	92.7	2019
Lamar Jackson*	Louisville	281.5	123.2	2017
Lamar Jackson*	Louisville	272.5	120.8	2016
Johnny Manziel*	Texas A&M	285.1	108.5	2012

* denotes Heisman Trophy finalist

Italics denote Heisman Trophy winner

• King's numbers matched up very favorably when compared to other quarterbacks that finished in the top 10 in voting for the 2025 Heisman Trophy.

TOTAL OFFENSE/POINTS RESPONSIBLE FOR

— TOP HEISMAN TROPHY CANDIDATES AT QB, 2025

Player	Team	Total Off.	Pts. Resp. For
Haynes King	Georgia Tech	329.0 ypg	14.9 ppg
Fernando Mendoza	Indiana	247.7 ypg	18.0 ppg
Diego Pavia	Vanderbilt	334.8 ypg	18.2 ppg
Julian Sayin	Ohio State	255.5 ypg	14.3 ppg
Gunner Stockton	Georgia	241.0 ypg	14.5 ppg
Trinidad Chambliss	Ole Miss	290.5 ypg	12.3 ppg

• King needs just 101 total yards versus No. 12 BYU in the Pop-Tarts Bowl to become only the second player in Georgia Tech history with 10,000 career yards of total offense.

CAREER TOTAL OFFENSE — GT HISTORY

	Total Yards	Player	Years
1.	10,640 (1,758 rush, 8,882 pass pass)	Joe Hamilton	1996-99
2.	9,899 (2,246 rush, 7,653 pass)	Haynes King	2023-pres.
3.	9,579 (1,451 rush, 8,128 pass)	Reggie Ball	2003-06
4.	9,296 (855 rush, 8,441 pass)	Shawn Jones	1989-92
5.	7,166 (2,412 rush, 4,754 pass)	Justin Thomas	2013-16
6.	6,125 (-12 rush, 6,137 pass)	George Godsey	1998-01
7.	6,082 (2,806 rush, 3,276 pass)	Joshua Nesbitt	2007-10
8.	5,616 (1,152 rush, 4,464 pass)	Jeff Sims	2020-22
9.	5,537 (2,225 rush, 3,312 pass)	Tevin Washington	2009-12
10.	5,198 (-51 rush, 5,249 pass)	Mike Kelley	1978-81

• Should he hit the milestone at the Pop-Tarts Bowl, King would also become only the 18th player in ACC history with 10,000 yards of total offense, and only the fifth to do it in just three seasons in conference, joining Clemson's Deshaun Watson (2014-16), Louisville's Lamar Jackson (2015-17), Clemson's Trevor Lawrence (2018-20) and North Carolina's Sam Howell (2019-21).

• King ranks fourth in Georgia Tech history with 7,472 passing yards in just 34 games as a Yellow Jacket.

CAREER PASSING YARDS — GT HISTORY

	Passing Yds.	Player	Years
1.	8,882	Joe Hamilton	1996-99
2.	8,441	Shawn Jones	1989-92
3.	8,128	Reggie Ball	2003-06
4.	7,653	Haynes King	2023-pres.
5.	6,167	George Godsey	1998-01
6.	5,249	Mike Kelley	1978-81
7.	4,754	Justin Thomas	2013-16
8.	4,464	Jeff Sims	2020-22
9.	4,193	John Dewberry	1983-85
10.	4,080	Eddie McAshan	1970-72

• King is the only player in Georgia Tech history to amass 7,000 passing yards or 9,000 yards of total offense in just three seasons at Tech.

• King is Georgia Tech's all-time leader with 89 touchdowns responsible for as a Yellow Jacket (50 passing, 35 rushing).

• King broke the school record for touchdowns responsible for on Nov. 1 at NC State, in just 32nd game and in less than three seasons as a Yellow Jacket. Joe Hamilton's set the previous Georgia Tech career record of 83 in 43 games over four seasons at Tech (1996-99).

CAREER TOUCHDOWNS RESPONSIBLE FOR — GT HISTORY

	TDs (Pass/Rush)	Player	Years
1.	89 (53/36)	Haynes King	2023-pres.
2.	83 (65/18)	Joe Hamilton	1996-99
3.	70 (51/19)	Shawn Jones	1989-92
4.	68 (57/11)	Reggie Ball	2003-06
5.	62 (40/22)	Justin Thomas	2013-16

OFFENSE

• King owns by far the highest career completion percentage in Georgia Tech history.

• In order to not finish his career as Georgia Tech's all-time leader in completion percentage, King would have to throw at least 74 incomplete passes in the Pop-Tarts Bowl.

CAREER COMPLETION PERCENTAGE

— GEORGIA TECH HISTORY (MIN. 100 COMP.)

	Comp. %	Player	Years
1.	.681	Haynes King	2023-pres.
2.	.633	George Godsey	1998-01
3.	.617	Joe Hamilton	1996-99
4.	.582	John Dewberry	1983-85
5.	.576	A.J. Suggs	2002-03

• King is tied for second in Georgia Tech history with 652 completions as a Yellow Jacket.

• King needs just 10 completions to match Georgia Tech's all-time completions record.

CAREER COMPLETIONS — GT HISTORY

	Completions	Player	Years
1.	662	Reggie Ball	2003-06
2.	652	Haynes King	2023-pres.
	652	Shawn Jones	1989-92
4.	629	Joe Hamilton	1996-99
5.	484	George Godsey	1998-01

• King's 53 touchdown passes at Georgia Tech are tied for the third-most in school history.

CAREER TOUCHDOWN PASSES — GT HISTORY

	TD Passes	Player	Years
1.	65	Joe Hamilton	1996-99
2.	57	Reggie Ball	2003-06
3.	53	Haynes King	2023-pres.
4.	51	Shawn Jones	1989-92
5.	41	George Godsey	1998-01
6.	40	Justin Thomas	2013-16
7.	32	Eddie McAshan	1970-72
8.	30	Jeff Sims	2020-22
9.	27	John Dewberry	1983-85
10.	23	Mike Kelley	1978-81

• King nearly led Georgia Tech all the way back from an early 28-0 deficit against Pitt (Nov. 22) by accounting for 333 yards (257 passing, 76 rushing) and three touchdowns (two passing, one rushing) in the Yellow Jackets' 42-28 defeat.

HAYNES KING vs. PITT — NOV. 22, 2025

		Passing		Rushing		Total	
Comp.-Att.-Int.	Yds.	TD	Comp. %	Rush	Yds.	TD	Off.
27-41-2	257	2	.759	20	76	1	333

• King extended his own Georgia Tech record with his 17th game as a Yellow Jacket with a touchdown pass and a touchdown run versus Pitt.

MOST GAMES WITH PASSING TD/RUSHING TD — GT HISTORY

	Games	Player	Years
1.	17	Haynes King	2023-pres.
2.	12	Joe Hamilton	1996-99
3.	11	Joshua Nesbitt	2007-10
4.	10	Justin Thomas	2013-16
5.	8	Tevin Washington	2009-12
	8	Vad Lee	2012-13
	8	TaQuon Marshall	2015-18
	8	Jeff Sims	2020-22

• King accounted for 424 yards (371 passing, 53 rushing) and led Georgia Tech back from an 11-point halftime deficit in a 36-34 win at Boston College (Nov. 15).

HAYNES KING AT BOSTON COLLEGE — NOV. 15, 2025

		Passing		Rushing		Total	
Comp.-Att.-Int.	Yds.	TD	Comp. %	Rush	Yds.	TD	Off.
26-34-0	371	1	.765	15	53	0	424

• King's 300-yard passing game at BC was his eighth as a Yellow Jacket, which broke the school record of seven previously held by 1999 Heisman Trophy runner-up Joe Hamilton.

MOST CAREER 300-YARD PASSING GAMES — GT HISTORY

	300-yd Games	Player	Years
1.	8	Haynes King	2023-pres.
	7	Joe Hamilton	1996-99
3.	6	George Godsey	1998-01
4.	3	Jeff Sims	2020-22
5.	2	Taylor Bennett	2005-07
	2	Tom Luginbill	1994
	2	Michael Kelley	1978-81

• The 300-yard passing game at Boston College was King's third-straight, including his 304 passing yards vs. Syracuse (Oct. 25) and 408 at NC State (Nov. 1). He's the first Georgia Tech player with three-straight 300-yard passing games since George Godsey in 2000 (454 at Clemson — Oct. 28, 323 vs. Virginia — Nov. 9 and 354 at Maryland — Nov. 18).

• In all, King owns eight of the 37 300-yard passing performances in Georgia Tech history.

• King's 371 passing yards at Boston College tied for the eighth-most in Georgia Tech history.

• King's 424 yards of total offense at Boston College were the seventh-most in Georgia Tech history.

• King now owns eight of the top 25 single-game total offense performances in Tech history.

• King's .765 completion percentage (26-of-34) against BC was the fifth-best in Georgia Tech history for a passer with at least 30 attempts in a game.

• King now holds six of the seven highest single-game completion percentages in Georgia Tech history for a passer with at least 30 attempts, and two of the Yellow Jackets' three highest single-game completion percentages for a passer with at least 20 attempts.

• King delivered a historic performance in Georgia Tech's game at NC State (Nov. 1), accounting for a school-record 511 yards of total offense (408 passing, 103 rushing) and four touchdowns (two passing, two rushing).

HAYNES KING AT NC STATE — NOV. 1, 2025

		Passing		Rushing		Total	
Comp.-Att.-Int.	Yds.	TD	Comp. %	Rush	Yds.	TD	Off.
25-35-1	408	2	.714	20	103	2	511

• King's 511 yards of total offense at NC State shattered Georgia Tech's 24-year-old school record of 477, which was set by George Godsey at Virginia on Nov. 10, 2001.

SINGLE-GAME TOTAL OFFENSE — GT HISTORY

	Total Yds.	Player	Opponent	Date
1.	511	Haynes King	NC State	11/1/25
2.	477	George Godsey	Virginia	11/10/01
3.	474	Joe Hamilton	Maryland	9/30/99
4.	459	Justin Thomas	Duke	10/29/16
5.	450	George Godsey	Clemson	10/28/00
6.	435	Joe Hamilton	Georgia	11/27/99
7.	424	Haynes King	Boston College	11/15/25
8.	413	Haynes King	Georgia	11/29/24
9.	412	Darrell Gast	Duke	10/31/87
10.	410	Joe Hamilton	Clemson	11/13/99
11.	405	Joe Hamilton	Florida State	9/11/99
12.	397	Jeff Sims	Pittsburgh	10/2/21
13.	395	Haynes King	Syracuse	10/25/25
14.	387	Aaron Philo	Gardner-Webb	9/6/25
	387	Joe Hamilton	Duke	10/16/99
15.	377	Haynes King	North Carolina	10/28/23
17.	376	Haynes King	Bowling Green	9/30/23
	376	Michael Kelley	Navy	11/17/79
19.	370	Haynes King	Louisville	9/21/24
20.	369	TaQuon Marshall	Tennessee	9/4/17
21.	368	Joe Hamilton	Virginia	11/8/97
22.	367	Reggie Ball	NC State	10/6/05
23.	366	Haynes King	Louisville	9/1/23
24.	365	Jeff Sims	Virginia	10/23/21
	365	Eddie McAshan	Rice	9/30/72

• King's 511 yards of total offense against NC State were the 19th-most in ACC history and the most by an ACC player since North Carolina's Drake Maye had 519 vs. Wake Forest in 2022.

• King's 511 yards of total offense against NC State are the fifth-most by an NCAA Division I FBS player this season. He's one of only six FBS players to amass 500 yards of total offense in 2025.

500 YARDS SINGLE-GAME TOTAL OFFENSE — FBS, 2025

	Total Yds.	Player	Team	Opponent	Date
1.	601	Drew Mestemaker	North Texas	Charlotte	10/24
2.	538	Demond Williams Jr.	Washington	Rutgers	10/10
3.	532	Diego Pavia	Vanderbilt	Kentucky	11/22
4.	517	Caden Veltkamp	FAU	UConn	11/22
5.	511	Haynes King	Ga. Tech	NC State	11/1
6.	500	Jalon Daniels	Kansas	Cincinnati	10/29

• King is only the third FBS player since 1995 with at least 400 passing yards, 100 rushing yards, two touchdown passes, two touchdown runs and a .700 completion pct. in a game.

400 PASS YDS., 100 RUSH YDS., 2 PASS TDS, 2 RUSH TDS, .700 COMPLETION PCT. — FBS, SINCE 1995

Player	Team	Opponent	Date
Haynes King	Georgia Tech	NC State	11/1/2025
Demond Williams Jr.	Washington	Rutgers	10/10/2025
D'Eriq King	Houston	USF	10/27/2018

• Even when removing completion percentage from the criteria in the previous note, King is one of only seven FBS players since 1995 with at least 400 passing yards, 100 rushing yards, two TD passes and two TD runs in a game (and is the first ACC player to accomplish the feat since Clemson's Tajh Boyd vs. NC State in 2012).

• King's 408 passing yards at NC State were the fourth-most in Georgia Tech history and the most since Godsey's school-record 486 at Virginia in 2001.

MOST SINGLE-GAME PASSING YARDS — GT HISTORY

	Yards	Player	Opponent	Date
1.	486	George Godsey	Virginia	11/10/01
2.	454	George Godsey	Clemson	10/28/00
3.	416	Darrell Gast	Duke	10/31/87
4.	408	Haynes King	NC State	11/1/25
5.	387	Joe Hamilton	Florida State	9/11/99
	387	Joe Hamilton	Maryland	9/30/99
7.	373	Aaron Philo	Gardner-Webb	9/6/25
8.	371	Haynes King	Boston College	11/15/25
	371	Eddie McAshan	Rice	9/30/72
10.	361	Michael Kelley	Navy	11/17/79

OFFENSE

• Also during the historic performance at NC State, King extended his own Georgia Tech record for most career games with both 100 passing yards and 100 rushing yards (8).

CAREER GAMES WITH
100 PASSING YDS./100 RUSHING YDS. — GT HISTORY

Games	Player	Years
1. 8	Haynes King	2023-pres.
2. 5	Justin Thomas	2013-16
3. 4	Tevin Washington	2009-12
4. 3	TaQuon Marshall	2015-18
3	Joshua Nesbitt	2007-10

• King owns eight of the 30 100-yard passing/100-yard rushing games in Georgia Tech history.

• King 100-yard passing/100-yard rushing game at NC State was also his fifth of the season, which set a new Georgia Tech single-season record.

SINGLE-SEASON GAMES WITH
100 PASSING YDS./100 RUSHING YDS. — GT HISTORY

Games	Player	Year
1. 5	Haynes King	2025
2. 4	Justin Thomas	2014
3. 2	Haynes King	2024
2	TaQuon Marshall	2017
2	Tevin Washington	2011
2	Joshua Nesbitt	2009

• King's record-breaking day at NC State came on the heels of another with a historic performance versus Syracuse on Oct. 25.

HAYNES KING vs. SYRACUSE — OCT. 25, 2025

Passing					Rushing			Total
Comp.-Att.-Int.	Yds.	TD	Comp. %	Rush	Yds.	TD	Off.	
25-31-0	304	3	.806	12	91	2	395	

• King's .806 completion percentage vs. Syracuse was the highest by a passer with at least 30 attempts in a game in Georgia Tech history.

SINGLE-GAME COMPLETION PERCENTAGE
— GT HISTORY (MIN. 30 ATT.)

Comp.%	Player	Opponent	Date
.806 (25-31)	Haynes King	Syracuse	10/25/25
.784 (29-37)	George Godsey	Virginia	11/9/00
.767 (23-30)	Haynes King	North Carolina	10/28/23
.767 (23-30)	Haynes King	Virginia	11/4/23
.765 (26-34)	Haynes King	Boston College	11/15/25
.758 (25-33)	Haynes King	Vanderbilt	12/27/24
.742 (23-31)	Haynes King	Duke	10/5/24
.733 (22-30)	Joe Hamilton	Clemson	11/13/99
.733 (22-30)	Joe Hamilton	Duke	11/15/97

SINGLE-GAME COMPLETION PERCENTAGE
— GT HISTORY (MIN. 20 ATT.)

Comp.%	Player	Opponent	Date
.880 (22-25)	Joe Hamilton	Florida State	9/11/99
.833 (20-24)	Haynes King	Virginia Tech	10/11/25
.828 (24-29)	Haynes King	Georgia State	8/31/24
.809 (17-21)	Joe Hamilton	Maryland	11/22/97
.808 (21-26)	Joe Hamilton	Virginia	11/8/97
.806 (25-31)	Haynes King	Syracuse	10/25/25
.800 (16-20)	Haynes King	Syracuse	11/18/23

• King matched his own school record with five touchdowns responsible for against Syracuse.

• King is the only Yellow Jacket ever with three passing touchdowns and two rushing touchdowns in the same game.

SINGLE-GAME TOUCHDOWNS RESPONSIBLE FOR

— GT HISTORY

TDs (Pass/Rush)	Player	Opponent	Date
5 (3/2)	Haynes King	Syracuse	10/25/2025
5 (2/3)	Haynes King	Georgia	11/29/2024
5 (0/5)	TaQuon Marshall	Tennessee	9/4/2017
5 (1/4)	Justin Thomas	Ga. Southern	9/13/2014
5 (4/1)	Vad Lee	Duke	9/14/2013
5 (5/0)	Joe Hamilton	Clemson	11/13/1999
5 (4/1)	Joe Hamilton	Florida State	9/11/1999
5 (5/0)	Eddie McAshan	Rice	10/1/1972

• King is only the fifth NCAA Division I FBS player since 1995 with at least 300 passing yards, 90 rushing yards, three TD passes, two TD runs and a .800 completion percentage in a game.

300 PASS YDS., 90 RUSH YDS., 3 PASS TDS, 2 RUSH
TDS, .800 COMPLETION PCT. — FBS, SINCE 1995

Player	Team	Opponent	Date
Haynes King	Georgia Tech	Syracuse	10/25/2025
Jayden Daniels	LSU	Georgia State	11/18/2023
Dustin Crum	Kent State	Akron	11/17/2020
Jalen Hurts	Oklahoma	Houston	9/1/2019
Woodrow Dantzler	Clemson	NC State	10/13/2001

• 240 of King's 325 yards of total offense at Duke (Oct. 18) came in the second half, as he engineered scoring drives of 63 (FG), 89 (FG), 72 (TD) and 71 (TD) yards after halftime. He led the Yellow Jackets to points on all four of their full possessions in the second half (a series of kneel-downs to end the game notwithstanding).

• King accounted for 273 yards of offense (213 passing, 60 rushing) to go along with his three touchdowns in Georgia Tech's win over Virginia Tech (Oct. 11).

• King accounted for 349 of Georgia Tech's 411 yards of total offense (243 passing, 106 rushing) and all three of the Yellow Jackets' touchdowns (two rushing, one passing) in their 30-29 overtime win at Wake Forest (Sept. 27).

• King had 314 total yards (211 yards on 20-of-28 passing and rushing for 103 rushing yards on a career-high 25 carries) in the Yellow Jackets' heart-stopping win over longtime rival Clemson (Sept. 13).

• King was at his best in the win over Clemson in the fourth quarter. He opened the period with a 1-yard touchdown run that gave the Yellow Jackets a 21-14 lead then, after Clemson knotted the score at 21-21 with 3:26 to go in the ballgame, led the Jackets into field goal range, setting up **Aidan Birr's** game-winning 55-yard field goal as time expired.

• King accounted for 36 of Tech's 38 yards (18 passing, 18 rushing) on the game-winning drive against Clemson. He picked up two key first downs with runs of 9 and 4 yards on third-and-1 and third-and-2 to keep the drive alive.

KING vs. NATIONALLY RANKED TEAMS

• Georgia Tech's win over No. 12/11 Clemson on Sept. 13 was King's fifth over a nationally ranked team as Georgia Tech's starting quarterback.

• In nine total games against ranked opponents, King has completed 158-of-234 passes (.675) for 1,907 yards, 10 touchdowns and just three interceptions, while also rushing for 630 yards and 10 scores.

• In all, King has accounted for 2,537 yards of total offense and 20 touchdowns in his nine games against ranked opponents at Tech. That averages out to 281.9 yards of total offense (211.9 passing, 70.0 rushing) per game with a 147.52 pass-efficiency rating.

• In the season opener at Colorado (Aug. 29), King completed 13-of-20 passes for 146 yards and ran 19 times for a career-high 156 yards and a career-high-tying three touchdowns in the Yellow Jackets' 27-20 win.

• King's 156 rushing yards at Colorado topped his previous career high of 150, set against Boston College on Oct. 21, 2023.

• King's three touchdown runs (4, 17 and 45 yards) at Colorado matched the career high that he originally set in last season's eight-overtime defeat at No. 6 Georgia (Nov. 29, 2024).

• King's 45-yard touchdown against Colorado came with 1:07 to go in the game, and proved to be the game-winner in the Yellow Jackets' 27-20 victory.

• King's game-winning TD run with 67 seconds left on the clock at Colorado marked the second-straight year that Tech scored the winning points of its season opener on its final offensive play (PK **Aidan Birr's** 44-yard FG as time expired were the winning points in the Jackets' 24-21 win over No. 10 Florida State in the 2024 opener in Dublin, Ireland).

• King is one of only two NCAA Division I FBS players since 2000 with at least 140 passing yards, 140 rushing yards and three touchdown runs in a season opener, joining reigning Super Bowl MVP Jalen Hurts.

140 PASSING YDS, 140 RUSHING YDS, 3 TD RUNS
IN A SEASON OPENER — FBS, SINCE 2000

Player	P/R/RTD	Team	Opponent	Date
Jalen Hurts	332/176/3	Oklahoma	Houston	9/1/19
Haynes King	143/156/3	Georgia Tech	Colorado	8/29/25

• King is also one of only two ACC players since 2000 with at least 100 passing yards, 100 rushing yards and three touchdown runs in a season opener, joining fellow Yellow Jacket TaQuon Marshall.

100 PASSING YDS, 100 RUSHING YDS, 3 TD RUNS
IN A SEASON OPENER — ACC, SINCE 2000

Player	P/R/RTD	Team	Opponent	Date
TaQuon Marshall	120/248/5	Georgia Tech	Tennessee	9/4/17
Haynes King	143/156/3	Georgia Tech	Colorado	8/29/25

HAYNES KING — GAME-BY-GAME

	2023				2024				2025				Total
	Rush	Yds.	TD	C-A-I.	Yds.	TD	Off.		Rush	Yds.	TD	Off.	
Louisville	10	53	0	19-32-1	313	3	366						
S.C. State	1	0	0	21-29-0	290	4	290						
Ole Miss*	13	51	1	28-41-0	307	2	358						
Wake Forest	6	53	0	16-27-1	222	2	275						
Bowling Green	10	28	0	23-37-2	348	4	376						
Miami (Fla.)*	10	46	1	12-25-2	151	1	197						
Boston College	10	150	1	14-32-3	204	1	354						
North Carolina*	8	90	0	23-30-1	287	4	377						
Virginia	7	83	2	23-30-0	208	1	291						
Clemson	11	-3	1	13-31-4	129	2	126						
Syracuse	11	82	1	16-20-1	138	2	220						
Georgia*	10	24	2	11-20-0	158	0	182						
UCF	12	89	1	7-13-1	87	1	176						
2023 Total	120	737	10	226-367-16	2,842	27	3,579						

	2024				2025				Total
	Rush	Yds.	TD	C-A-I.	Yds.	TD	Off.		
Florida State*	14	64	0	11-16-0	146	0	210		
Georgia State	5	27	1	24-29-1	275	2	302		
Syracuse	6	67	2	29-39-0	266	1	333		
VMI	0	0	0	17-22-0	275	3	275		
Louisville*	14	58	1	23-31-0	312	0	370		
Duke	12	30	0	21-31-0	167	2	197		
North Carolina	11	107	2	11-22-0	127	0	244		
Notre Dame*	— DID NOT PLAY —								
Virginia Tech	— DID NOT PLAY —								
Miami (Fla.)*	20	93	1	6-6-0	32	1	125		
NC State	8	22	1	3-3-0	7	0	29		
Georgia*	24	110	3	26-36-0	303	2	413		
Vanderbilt	11	9	0	25-33-1	204	3	213		
2024 Total	125	587	11	196-269-2	2,114	14	2,701		

OFFENSE

2025	Rush	Yds.	TD	C-A-I.	Yds.	TD	Total Off.
Colorado	19	156	3	13-20-1	143	0	299
Gardner-Webb	— DID NOT PLAY —						
Clemson*	25	103	1	20-28-0	211	0	304
Temple	8	15	1	13-18-0	161	2	179
Wake Forest	21	106	2	28-42-0	243	1	349
Virginia Tech	14	60	2	20-24-0	213	1	273
Duke	14	120	1	14-21-0	205	0	325
Syracuse	12	91	2	25-31-0	304	3	395
NC State	20	103	2	25-35-1	408	2	511
Boston College	15	53	0	26-34-0	371	1	424
Pitt	20	76	1	27-41-2	257	2	333
Georgia*	10	39	0	19-27-1	181	0	220
2025 Total	178	922	15	230-321-5	2,697	12	3,619
GT Career	423	2,226	36	652-957-23	7,653	53	9,899
NCAA Career	464	2,396	37	780-1183-33	9,232	63	11,628

* denotes ranked opponent

• With four 100-yard rushing performances this season, King has rushed for 100 yards eight times as a Yellow Jacket.

HAYNES KING 100-YARD RUSHING GAMES — CAREER

Yds.	Opponent	Date
156	at Colorado	Aug. 29, 2025
150	Boston College	Oct. 20, 2023
120	at Duke	Oct. 18, 2025
110	at Georgia	Nov. 29, 2024
107	North Carolina	Oct. 12, 2024
106	at Wake Forest	Sept. 27, 2025
103	at NC State	Nov. 1, 2025
103	Clemson	Sept. 13, 2025

• All eight of King's 100-yard rushing games have come against power-conference opponents, which by far is the most among all active FBS quarterbacks (Jeff Sims, who recorded two of his three 100-yard rushing games against FBS competition while playing at Tech from 2020-22, is tied for second).

100-YD RUSHING GAMES vs. POWER CONFERENCE OPPONENTS — ACTIVE FBS QUARTERBACKS

	Player	Team	Games
1.	Haynes King	Georgia Tech	8
2.	Jeff Sims	Arizona State	3
	Conner Weigman	Houston	3
	Diego Pavia	Vanderbilt	3
5.	Seven tied		2

• King's five 100-yard rushing games against power-conference opponents this season are two more than any other quarterback in the country (Houston's Conner Weigman has three).

• A quarterback has rushed for 100 yards against a power-conference opponent 29 times this season, and five of them (17.2%) belong to King.

• King is one of six FBS quarterbacks with five 100-yard rushing games this season.

- King is also:
 - the only power-conference QB with five 100-yard rushing games this season;
 - one of only two power-conference QBs with at least three 100-yard rushing games this season;
 - one of only 20 FBS QBs with multiple 100-yard rushing games this season;
 - one of 49 QBs that has rushed for 100 yards even once in a game this season.

MULTIPLE 100-YD RUSHING GAMES —

FBS QUARTERBACKS, 2025

	Games	Player	Team
1.	7	Caden Creel	Jacksonville State
7		Blake Horvath	Navy
3.	6	Byrum Brown	USF
6		Cale Hellums	Army West Point
5.	5	Haynes King	Georgia Tech
5		Liam Szarka	Air Force
7.	3	Conner Weigman	Houston
3		Three others	

• King had a streak of 12-straight games with a rushing touchdown snapped at Boston College. The 12-game streak was the fourth-longest streak of consecutive regular-season games with a rushing TD by a quarterback since 1996.

CONSECUTIVE REGULAR-SEASON GAMES WITH A RUSHING TD — FBS QUARTERBACKS, SINCE 1996

Gms	Player	Team	Start	End
20	D'Eriq King	Miami (Fla.)	10/28/17	9/10/20
14	Corby Jones	Missouri	9/20/97	10/10/98
13	Keenan Reynolds	Navy	10/19/13	10/25/14
12	Haynes King	Georgia Tech	10/12/24	11/1/25
	Will Worth	Navy	10/11/14	11/26/16
	Ricky Dobbs	Navy	10/18/08	10/17/09
	Tim Tebow	Florida	9/1/07	11/24/07

• King is only the fourth FBS quarterback since 2015 with double-digit rushing touchdowns in three-straight seasons, and the first ACC signal-caller to do it since Heisman Trophy winner Lamar Jackson at Louisville from 2015-17.

THREE-STRAIGHT SEASONS WITH 10 RUSHING TDs — FBS QUARTERBACKS, SINCE 2015

Player	Team	Rushing TDs	Year
Haynes King	Georgia Tech	15	2025
		11	2024
		10	2023
Nathan Rourke	Ohio	13	2019
		15	2018
		21	2017
Nick Fitzgerald	Mississippi State	13	2018
		14	2017
		16	2016
Lamar Jackson	Louisville	18	2017
		21	2016
		11	2015

• King is only the fifth quarterback in Georgia Tech history to rush for 2,000 yards as a Yellow Jacket.

• King's 2,246 rushing yards as a Yellow Jacket are the third-most by a QB in Georgia Tech history.

CAREER RUSHING YARDS BY A QB — GT HISTORY

	Rushing Yds.	Player	Years
1.	2,806	Joshua Nesbitt	2007-10
2.	2,412	Justin Thomas	2013-16
3.	2,246	Haynes King	2023-pres.
4.	2,225	Tevin Washington	2009-12
5.	2,131	TaQuon Marshall	2015-18
6.	1,758	Joe Hamilton	1996-99
7.	1,451	Reggie Ball	2003-06
8.	1,152	Jeff Sims	2020-22
9.	1,136	Tobias Oliver	2018-21
10.	1,057	Vad Lee	2012-13

• With 2,246 rushing yards as a Yellow Jacket, King is the 19th 2,000-yard rusher in Georgia Tech history, regardless of position, and ranks 15th overall in career rushing yards at Tech.

• King's eight 100-yard rushing games are tied for the second-most by a quarterback in Georgia Tech history, and are the most by a Tech QB that didn't play in Hall of Fame head coach Paul Johnson's vaunted spread option offense.

100-YD RUSHING GAMES BY A QUARTERBACK

— GT HISTORY

	Player	Years	Games
1)	TaQuon Marshall	2015-18	10
2)	Haynes King	2023-pres.	8
	Josh Nesbitt	2007-10	8
4)	Tevin Washington	2009-12	7
5)	Justin Thomas	2013-16	6

• King is tied for second among quarterbacks in Georgia Tech history with 36 rushing touchdowns as a Yellow Jacket.

CAREER RUSHING TDs BY A QB — GT HISTORY

	Rushing TDs	Player	Years
1.	38	Tevin Washington	2009-12
2.	36	Haynes King	2023-pres.
	35	Joshua Nesbitt	2007-10
4.	29	TaQuon Marshall	2015-18
5.	22	Justin Thomas	2013-16
6.	19	Shawn Jones	1989-92
7.	18	Joe Hamilton	1996-99
8.	17	Vad Lee	2012-13
9.	15	Billy Lothridge	1961-63
10.	14	Danny Myers	1973-75

• King's 36 rushing touchdowns as a Yellow Jacket are tied for third in school history, regardless of position.

CAREER RUSHING TDs — GT HISTORY

	Rushing TDs	Player	Years
1.	45	Robert Lavette	1981-84
2.	38	Tevin Washington	2009-12
3.	36	Haynes King	2023-pres.
4.	35	Joshua Nesbitt	2007-10
	35	Jonathan Dwyer	2007-09
6.	31	Joe Burns	1998-01
7.	29	TaQuon Marshall	2015-18
8.	28	Tashard Choice	2005-07
9.	23	P.J. Daniels	2002-05
	23	David Sims	2010-13

• Including his three seasons at Texas A&M (2020-22) before transferring Georgia Tech in 2023, King ranks among the nation's active career leaders in passing yards, rushing yards by a quarterback, rushing touchdowns by a QB, total offense and completion percentage.

ACTIVE CAREER PASSING YARDS — FBS

	Yards	Player	Team
1.	10,984	Carson Beck	Miami (Fla.)
2.	10,625	E.J. Warner	Fresno State
3.	10,204	Joey Aguilar	Tennessee
4.	9,930	Cade Klubnik	Clemson
5.	9,908	Diego Pavia	Vanderbilt
6.	9,674	Nicholas Vattiato	Middle Tennessee
7.	9,662	Taylen Green	Arkansas
8.	9,629	Josh Hoover	TCU
9.	9,282	Jalon Daniels	Kansas
10.	9,274	Rocco Becht	Iowa State
11.	9,232	Haynes King	Georgia Tech
12.	9,009	Chandler Morris	Virginia
13.	8,981	Blake Shapen	Mississippi State
14.	8,918	Noah Fifita	Arizona
15.	8,852	Behren Morton	Texas Tech

ACTIVE CAREER RUSHING YARDS BY A QB — FBS

	Rushing Yds.	Player	Team
1.	3,058	Diego Pavia	Vanderbilt
2.	2,576	Blake Hovath	Navy
3.	2,405	Taylen Green	Arkansas
4.	2,396	Haynes King	Georgia Tech
5.	2,362	Kaidon Salter	Colorado

ACTIVE CAREER RUSHING TDs BY A QB — FBS

	Rushing TDs	Player	Team
1.	37	Haynes King	Georgia Tech
2.	35	Taylen Green	Arkansas
3.	32	Blake Horvath	Navy
4.	31	Dequan Finn	Miami (Ohio)
	31	Byrum Brown	USF

OFFENSE

ACTIVE CAREER RUSHING TDs — FBS

	Rushing TDs	Player	Team	Pos.
1.	45	Nicholas Singleton	Penn State	RB
2.	40	C.J. Donaldson Jr.	Ohio State	RB
3.	39	Kaytron Allen	Penn State	RB
4.	37	Haynes King	Georgia Tech	QB
5.	36	Sieh Bangura	Ohio	RB
	36	Jeremiyah Love	Notre Dame	RB

ACTIVE CAREER TOTAL OFFENSE — FBS

	Yards	Player	Team
1.	12,966	Diego Pavia	Vanderbilt
2.	12,067	Taylen Green	Arkansas
3.	11,628	Haynes King	Georgia Tech
4.	11,268	Carson Beck	Miami (Fla.)
5.	11,139	Dequan Finn	Miami (Ohio)

ACTIVE CAREER COMPLETION PCT.

— FBS (MIN. 425 COMP.)

	Pct.	Player	Team
1.	.699	Carson Beck	Miami (Fla.)
2.	.691	Dylan Raiola	Nebraska
3.	.689	Jacob Zeno	Texas A&M
4.	.681	Fernando Mendoza	Indiana
5.	.678	Mikey Keene	Michigan
6.	.675	CJ Bailey	NC State
7.	.674	Caden Veltkamp	Florida Atlantic
8.	.671	Darian Mensah	Duke
9.	.659	Haynes King	Georgia Tech
10.	.652	Josh Hoover	TCU

• King's 2,697 passing yards this season rank fifth in Georgia Tech single-season history.

• King's 2,842 passing yards in 2023 were the fourth-most in Georgia Tech single-season history, just 243 shy of the school record of 3,085 set by George Godsey in 2001.

• King's 2,114 passing yards in 2024 are the 15th-most in Tech history.

• King joins Joe Hamilton as the only players in Georgia Tech history with three 2,000-yard passing seasons.

• With 388 yards in the Pop-Tarts Bowl, King would break Georgia Tech's single-season passing record.

• With 303 passing yards in the Pop-Tarts Bowl, King would become Georgia Tech's first 3,000 yard passer since 2001.

SINGLE-SEASON PASSING YARDS — GT HISTORY

	Passing Yards	Player	Year
1.	3,085	George Godsey	2001
2.	3,060	Joe Hamilton	1999
3.	2,906	George Godsey	2000
4.	2,842	Haynes King	2023
5.	2,697	Haynes King	2025
6.	2,397	Shawn Jones	1992
7.	2,314	Joe Hamilton	1997
8.	2,288	Shawn Jones	1991
9.	2,242	A.J. Suggs	2002
10.	2,166	Joe Hamilton	1998
11.	2,165	Reggie Ball	2005
12.	2,147	Reggie Ball	2004
13.	2,136	Taylor Bennett	2007
14.	2,128	Tommy Luginbill	1994
15.	2,114	Haynes King	2024
16.	2,051	Mike Kelley	1979

• King is the first player in Georgia Tech history with three of the program's top 10 seasons in terms of total offense.

• King's 3,619 yards of total offense this season are the second-most in Georgia Tech single-season history.

• King enters the Pop-Tarts Bowl needing just 175 total to break Joe Hamilton's single-season school record of 3,794 yards of total offense, which he set in 1999, when he finished second in voting for the Heisman Trophy.

SINGLE-SEASON TOTAL OFFENSE — GT HISTORY

	Total Yards	Player	Year
1.	3,794 (734 rush, 3,060 pass)	Joe Hamilton	1999
2.	3,619 (922 rush, 2,697 pass)	Haynes King	2025
3.	3,579 (737 rush, 2,842 pass)	Haynes King	2023
4.	3,094 (11 rush, 3,083 pass)	George Godsey	2000
5.	3,040 (-45 rush, 3,085 pass)	George Godsey	2001
6.	2,805 (1,086 rush, 1,719 pass)	Justin Thomas	2014
7.	2,792 (478 rush, 2,314 pass)	Joe Hamilton	1997
8.	2,738 (1,037 rush, 1,701 pass)	Joshua Nesbitt	2009
9.	2,701 (587 rush, 2,114 pass)	Haynes King	2024
10.	2,649 (361 rush, 2,288 pass)	Shawn Jones	1991

• King needs just 20 completions in the Pop-Tarts Bowl to break Tech's single-season record of 249, set by George Godsey in 2001.

SINGLE-SEASON PASS COMPLETIONS — GT HISTORY

	Completions	Player	Year
1.	249	George Godsey	2001
2.	230	Haynes King	2025
3.	226	Haynes King	2023
4.	222	George Godsey	2000
5.	208	A.J. Suggs	2002
6.	203	Joe Hamilton	1999
7.	196	Haynes King	2024
8.	190	Shawn Jones	1992
9.	182	Tommy Luginbill	1994
	182	Reggie Ball	2005

• With a .717 completion percentage this season (230-for-321), King is challenging his own Georgia Tech and ACC single-season records that he set with a .729 completion percentage last season (196-for-269).

• King's .729 completion percentage last season shattered the previous single-season school record of .666, set by Joe Hamilton in 1999.

• King is all but assured of owning the two highest single-season completion percentages in Georgia Tech history and at least two of the top five in ACC history.

SINGLE-SEASON COMPLETION PERCENTAGE — GT HISTORY (MIN. 50 COMP.)

	Comp.%	Player	Year
1.	.729	Haynes King	2024
—	.717	Haynes King	2025
2.	.666	Joe Hamilton	1999
3.	.648	George Godsey	2001
4.	.646	Joe Hamilton	1997
5.	.636	George Godsey	2000
6.	.616	Haynes King	2023
7.	.612	John Dewberry	1984
8.	.601	Jeff Sims	2021
9.	.600	Pepper Rodgers	1953
10.	.586	Kim King	1965

SINGLE-SEASON COMPLETION PERCENTAGE — ACC HISTORY

	Comp.%	Player (School)	Year
—	.747	Carson Beck (Miami)	2025
1.	.729	Haynes King (Georgia Tech)	2024
2.	.724	Riley Skinner (Wake Forest)	2007
3.	.720	Philip Rivers (NC State)	2003
—	.717	Haynes King (Georgia Tech)	2025
4.	.697	Matt Schaub (Virginia)	2003
5.	.695	Charlie Ward (Florida State)	1993

• King needs just six more touchdown passes this season to join George Godsey as the only players with two of Georgia Tech's top five single-season TD pass totals.

• King's 27 touchdown passes in 2023 were the second-most in Georgia Tech single-season history, just two shy of the single-season school record of 29, set by Joe Hamilton in 1999.

SINGLE-SEASON TOUCHDOWN PASSES — GT HISTORY

	TD Passes	Player	Year
1.	29	Joe Hamilton	1999
2.	27	Haynes King	2023
3.	23	George Godsey	2000
4.	20	Reggie Ball	2006
5.	18	Justin Thomas	2014
	18	George Godsey	2001

• King owns three of the top eight single-season rushing TD totals by a QB in Georgia Tech history.

• King needs five rushing touchdowns to match Georgia Tech's single-season record for rushing TDs by a quarterback, currently held by Tevin Washington (2012).

SINGLE-SEASON RUSHING TDs BY A QB — GT HISTORY

	Rushing TDs	Player	Year
1.	20	Tevin Washington	2012
2.	18	Joshua Nesbitt	2009
3.	17	TaQuon Marshall	2017
4.	15	Haynes King	2025
	14	Tevin Washington	2011
6.	11	Haynes King	2024
	11	Tobias Oliver	2018
8.	10	Haynes King	2023
	10	Joshua Nesbitt	2010
10.	9	Vad Lee	2012
	9	Billy Lothridge	1962

• King and George Godsey are the only Yellow Jackets with multiple 300-yard passing games in multiple seasons.

SINGLE-SEASON 300-YARD PASSING GAMES

	300-yd Games	Player	Year
1.	6	Joe Hamilton	1999
2.	4	George Godsey	2000
3.	3	Haynes King	2025
	3	Haynes King	2023
5.	2	Jeff Sims	2021
	2	George Godsey	2001

• King's three games with at least four touchdown passes as a Yellow Jacket are tied with Joe Hamilton (1996-99) for the most in Georgia Tech history.

SINGLE-GAME TOUCHDOWN PASSES — GT HISTORY

TD Passes	Player	Opponent	Date
5	Joe Hamilton	Clemson	11/13/99
5	Eddie McAshan	Rice	9/30/72
4	Haynes King	North Carolina	10/28/23
4	Haynes King	Bowling Green	9/30/23
4	Haynes King	South Carolina St.	9/9/23
4	Jordan Yates	Kennesaw State	9/11/21
4	Justin Thomas	Georgia Southern	9/13/14
4	Vad Lee	Duke	9/14/13
4	Reggie Ball	NC State	11/4/06
4	Reggie Ball	Clemson	9/11/04
4	George Godsey	Wake Forest	10/14/09
4	Joe Hamilton	Georgia	11/27/99
4	Joe Hamilton	Florida State	9/11/99
4	Tom Luginbill	Western Carolina	9/10/94
4	Shawn Jones	Georgia	12/1/90
4	Shawn Jones	Maryland	10/7/89
4	Darrell Crawford	Auburn	10/20/51
4	Frank Broyles	Tulane	11/11/44
4	Eddie Prokop	Tulane	11/13/43
3	41 times, most recently:		
	Haynes King	Syracuse	10/25/25

OFFENSE

• King holds three of the seven highest single-game completion totals in Georgia Tech history, and three of the six highest single-game completion totals without an interception in school history.

SINGLE-GAME COMPLETIONS — GT HISTORY

Completions	Player	Opponent	Date
39	George Godsey	Virginia	11/10/01
35*	George Godsey	Clemson	10/28/00
29*	Haynes King	Syracuse	9/7/24
29*	George Godsey	Virginia	11/9/00
28*	Haynes King	Ole Miss	9/16/23
28*	Haynes King	Wake Forest	9/27/25
28*	A.J. Suggs	Maryland	10/17/02

* Without an INT

• In 2024, King became the only NCAA Division I FBS player in the last 69 seasons (since 1956) with at least 2,000 passing yards, 10 touchdown passes and a 70% completion percentage and two or fewer interceptions in a season.

• In 2023, King was one of only two Power Five conference players that had at least 2,800 passing yards, 700 rushing yards, 25 touchdown passes and 10 touchdown runs, joining Heisman Trophy winner and the eventual No. 2 pick in the 2024 NFL Draft, Jayden Daniels (LSU).

2,800 PASS YDS, 700 RUSH YDS, 25 TD PASSES, 10 TD RUNS — POWER FIVE CONFERENCES, 2023

Player	Team	Pass Yds.	Rush Yds.	Pass TD	Rush TD
Jayden Daniels	LSU	3,812	1,134	40	10
Haynes King	GT	2,842	737	27	10

• Since 2000, the only other ACC players that have matched King's 2,800 passing yards, 700 rushing yards, 25 touchdown passes and 10 touchdown runs in a season are Louisville Heisman Trophy winner Lamar Jackson (2016 and 2017), Virginia Tech's Jerod Evans (2016) and Clemson's Deshaun Watson (2015).

2,800 PASS YDS, 700 RUSH YDS, 25 TD PASSES, 10 TD RUNS — ACC, SINCE 2000

Player	Team	Year(s)
Haynes King	Georgia Tech	2023
Lamar Jackson	Louisville	2016, 2017
Jerod Evans	Virginia Tech	2016
Deshaun Watson	Clemson	2015

• Redshirt freshman QB **Graham Knowles** made his collegiate debut against Gardner-Webb on Sept. 6.

• Knowles only threw one pass in his first collegiate appearance, but it was a historic one, as it was the seventh-longest pass completion in Georgia Tech history, an 84-yard touchdown to WR **Dean Patterson**.

LONGEST PASS COMPLETIONS — GT HISTORY

YDS	QB/RECEIVER	OPP.	DATE
1. 96 (t)	Brandon Shaw to Charlie Rogers	UCF	10/26/96
2. 90 (t)	Ted Peebles to Drew Hill	Duke	9/9/78
3. 88 (t)	Jaybo Shaw to Demaryius Thomas	Duke	10/4/08
4. 87 (t)	Darrell Gast to Greg Lester	Duke	10/31/87
87 (t)	Joshua Nesbitt to Embry Peebles	Vanderbilt	10/31/09
6. 86 (t)	Tobias Oliver to Qua Searcy	N. Carolina	11/3/18
7. 84 (t)	Graham Knowles to Dean Patterson	Gardner-Webb	9/6/25
8. 83 (t)	Justin Thomas to Clinton Lynch	N. Carolina	11/5/16
9. 82 (t)	Shawn Jones to Keenan Walker	Maryland	10/12/91
82 (t)	Tevin Washington to Stephen Hill	W. Carolina	9/1/11
82 (t)	Vad Lee to Jeff Greene	Presbyterian	9/8/12

• Knowles' first-career pass was Georgia Tech's longest completion since Nov. 3, 2018, when QB Tobias Oliver connected with RB Qua Searcy for an 86-yard touchdown at North Carolina.

RUNNING BACKS

• Georgia Tech also boasts one of the nation's top running back tandems in r-Sr. **Jamal Haynes** and r-Jr. **Malachi Hosley**.

• Hosley and Haynes have combined for 1,138 rushing yards (Hosley - 634, Haynes - 504), 1,504 yards from scrimmage (Haynes - 764, Hosley - 740) and 12 touchdowns (Hosley - 7, Haynes - 5) this season.

• Haynes has 764 yards from scrimmage this season (504 rushing and 243 receiving).

• Haynes' 243 receiving yards and 31 receptions are both career highs (prev.: 166 rec. yds. and 28 rec. in 2024).

JAMAL HAYNES — GAME-BY-GAME

2023	Rush	Yds.	TD	YPC	Rec.	Yds.	TD	Scrim
Louisville	11	51	0	4.6	4	56	0	107
S.C. State	9	113	1	12.5	2	2	0	115
Ole Miss	19	72	0	3.8	3	28	0	100
Wake Forest	18	95	1	5.3	2	13	0	108
Bowling Green	8	45	0	5.6	1	13	0	58
Miami (Fla.)	7	33	1	4.7	0	0	0	33
Boston College	12	56	1	4.7	1	10	0	66
North Carolina	14	80	1	5.7	1	3	0	83
Virginia	17	119	1	7.0	3	7	0	126
Clemson	15	104	0	6.9	0	0	0	104
Syracuse	11	82	1	7.5	2	17	1	99
Georgia	11	81	0	5.4	1	2	0	83
UCF	18	128	0	7.1	0	0	0	128
2023 Total	174	1,059	7	6.09	20	151	1	1,210

2024	Rush	Yds.	TD	YPC	Rec.	Yds.	TD	Scrim
Florida St.	11	75	2	6.8	2	16	0	91
Georgia St.	17	84	1	4.9	2	6	0	90
Syracuse	11	35	1	3.2	5	26	0	61
VMI	7	19	0	2.7	1	5	0	24
Louisville	12	25	1	2.1	1	11	0	36
Duke	19	128	0	6.7	3	12	1	140
North Carolina	19	170	2	8.9	1	9	0	179
Notre Dame	8	15	1	1.9	2	12	0	27
Virginia Tech	18	47	0	2.6	0	0	0	47
Miami (Fla.)	3	83	1	27.7	0	0	0	83
NC State	13	36	0	2.8	4	34	0	70
Georgia	13	91	0	7.0	2	3	1	94
Vanderbilt	17	136	0	8.0	5	32	1	168
2024 Total	169	944	9	5.6	28	166	3	1,110

2025	Rush	Yds.	TD	YPC	Rec.	Yds.	TD	Scrim
Colorado	16	65	0	4.1	1	27	0	92
Gardner-Webb	9	92	2	10.2	1	8	0	100
Clemson	12	26	1	2.2	4	36	0	62
Temple	12	107	0	8.9	4	39	0	146
Wake Forest	10	21	0	2.1	5	14	0	35
Virginia Tech	14	69	0	4.9	1	12	0	81
Duke	8	29	0	3.6	0	0	0	29
Syracuse	7	23	0	3.3	2	28	0	51
NC State	6	14	0	2.3	3	22	0	36
Boston College	5	8	1	1.6	2	14	0	22
Pitt	10	39	1	3.9	6	29	0	68
Georgia	7	11	0	1.6	2	14	0	25
2025 Total	116	504	5	4.3	31	243	0	764
Career	459	2,507	21	5.5	79	560	4	3,131

• Haynes is a player to watch at the Pop-Tarts Bowl, as he has combined for 264 rushing yards on 35 carries (7.5 avg.) and 296 total yards from scrimmage in the first two bowl games of his career.

JAMAL HAYNES — CAREER BOWL GAMES

2023 Gasparilla Bowl vs. UCF	Rush	Yds.	TD	YPC	Rec.	Yds.	TD	Scrim
	18	128	0	7.1	0	0	0	128
2024 Birmingham Bowl vs. Vanderbilt	Rush	Yds.	TD	YPC	Rec.	Yds.	TD	Scrim
Dec. 27, 2024	17	136	0	8.0	5	32	1	168
Total	35	264	0	7.5	5	32	1	296

• Haynes has scored at least one touchdown 21-of-38 games since the beginning of 2023.

• Haynes' season-high 146 yards from scrimmage vs. Temple (107 rushing, 39 receiving - Sept. 20) were the third-most of his career, behind only his 179 at North Carolina and 168 vs. Vanderbilt last season.

• Haynes' 100-yard rushing game vs. Temple was the eighth of his career, which moved him into a tie for 10th in Georgia Tech history.

• Haynes' eight 100-yard rushing games are the most by a Georgia Tech running back since Jonathan Dwyer had 17 from 2007-09.

CAREER 100-YARD RUSHING GAMES — GT HISTORY

Games	Player	Pos.	Years
1. 18	Robert Lavette	RB	1981-84
18	Tashard Choice	RB	2005-07
3. 17	Jonathan Dwyer	RB	2007-09
4. 16	P.J. Daniels	RB	2002-05
5. 15	Jerry Mays	RB	1985-89
6. 14	Eddie Lee Ivery	RB	1975-78
7. 11	Joe Burns	RB	1998-01
8. 10	C.J. Williams	RB	1994-96
10	TaQuon Marshall	QB	2015-18
10. 8	David Sims	RB	1974-76
8	Joshua Nesbitt	QB	2007-10
8	Anthony Allen	RB	2009-10
8	Jamal Haynes	RB	2021-pres.
8	Haynes King	QB	2023-pres.

• In the regular-season finale vs. No. 4 Georgia, Haynes became the ninth player in Georgia Tech history with 2,500 career rushing yards.

CAREER RUSHING YARDS — GT HISTORY

Yards	Player	Years
1. 4,066	Robert Lavette	1981-84
2. 3,699	Jerry Mays	1985-89
3. 3,517	Eddie Lee Ivery	1975-78
4. 3,365	Tashard Choice	2005-07
5. 3,346	P.J. Daniels	2002-05
6. 3,226	Jonathan Dwyer	2007-09
7. 2,806	Joshua Nesbitt	2007-10
8. 2,634	Joe Burns	1998-2001
9. 2,507	Jamal Haynes	2021-pres.
10. 2,412	Justin Thomas	2013-16
11. 2,365	C.J. Williams	1994-96
12. 2,349	Jordan Mason	2018-21
13. 2,274	David Sims	1974-76
14. 2,252	David Sims	2010-13
15. 2,246	Haynes King	2023-pres.

• Haynes also ranks ninth in Georgia Tech history with 5.46 yards per rush.

CAREER YARDS PER RUSH — GT HISTORY (MIN. 200 ATT.)

Avg.	Player	Years
1. 7.59	Roddy Jones	2008-11
2. 6.36	Anthony Allen	2009-10
3. 6.24	Jonathan Dwyer	2007-09
4. 6.00	David Sims	1974-76
5. 5.85	Charlie Rogers	1995-98
6. 5.78	Eddie Lee Ivery	1975-78
7. 5.74	Bill Teas	1951-54
8. 5.47	Synjyn Days	2011-14
9. 5.46	Jamal Haynes	2021-pres.
10. 5.31	Haynes King	2023-pres.

• Haynes is 23rd among all active NCAA Division I FBS players in career rushing yards.

OFFENSE

ACTIVE CAREER RUSHING YARDS — FBS

	Yards	Player	Team
1.	3,954	Kaytron Allen	Penn State
2.	3,575	Harrison Waylee	Virginia
3.	3,375	Nicholas Singleton	Penn State
4.	3,260	Jay Ducker	Temple
5.	3,162	Lincoln Pare	Texas State
6.	3,117	Sieh Bangura	Ohio
7.	3,061	Roman Hemby	Indiana
8.	3,060	Ismail Mahdi	Arizona
9.	2,987	Devin Mockabee	Purdue
10.	2,947	Jonah Coleman	Washington
11.	2,893	Diego Pavia	Vanderbilt
12.	2,864	Mike Washington	Arkansas
13.	2,849	Makhi Hughes	Oregon
14.	2,848	Noah Whittington	Oregon
15.	2,832	Dominic Richardson	Tulsa
16.	2,816	Jeremiah Love	Notre Dame
17.	2,814	Terion Stewart	Virginia Tech
18.	2,754	Ahmad Hardy	Missouri
19.	2,690	Anthony Hankerson	Oregon State
20.	2,665	Jaydn Ott	Oklahoma
21.	2,582	Cam Edwards	UConn
22.	2,541	Demond Claiborne	Wake Forest
23.	2,496	Jamal Haynes	Georgia Tech
24.	2,480	Ayo Adeyi	James Madison
25.	2,479	Dean Connors	Houston

• Haynes opened the season with 92 yards from scrimmage (65 rushing, 27 receiving) in the season opener at Colorado (Aug. 29) then amassed 100 yards (92 rushing, eight receiving) vs. Gardner-Webb (Sept. 6).

• Haynes matched a career-high with two touchdowns against Gardner-Webb (runs of 47 and 1 yards). He previously ran for two touchdowns in wins over North Carolina on Oct. 12, 2024 and No. 10 Florida State on Aug. 24, 2024.

• The two-TD game against Gardner-Webb was the fourth of Haynes' career in all. He had a rushing touchdown and a receiving touchdown against Syracuse on Nov. 18, 2023.

• Haynes had 62 yards from scrimmage (26 rushing, 36 receiving) and scored his third touchdown of the season on a 5-yard run in Georgia Tech's 24-21 win over No. 12/11 Clemson (Sept. 13).

• With 944 rushing yards in 2024 following his 1,059-yard campaign in 2023, Haynes became the first Georgia Tech player to rush for at least 900 yards in consecutive seasons since QB TaQuon Marshall in 2017 and 2018.

• Haynes is the only Georgia Tech running back to rush for at least 900 yards in consecutive seasons since Jonathan Dwyer in 2008 and 2009.

• Haynes, who made the switch to running back from wide receiver during the 2023 offseason, ran for 1,059 yards in his first season at the position in '23. He became Georgia Tech's first 1,000-yard rusher since QB TaQuon Marshall (1,146 yds.) and RB KirVonte Benson (1,053 yds.) both reached the 1,000-yard plateau in 2017.

• Haynes' 1,059 rushing yards in 2023 were the 15th-most in Georgia Tech single-season history.

• Georgia Tech's running backs room features a deep, talented group behind Haynes.

• Hosley joined the Yellow Jackets in 2025 after being named 2024 Ivy League Player of the Year at Penn.

• In his first season at Georgia Tech, Hosley ranks second on the team with 625 rushing yards (first among RBs).

• Hosley recorded his third 100-yard rushing game of the season on Nov. 15 at Boston College (107 yards and a TD on 15 carries - 7.1 avg.).

• Hosley's 154 yards from scrimmage at BC were his most as a Yellow Jacket.

MALACHI HOSLEY — GAME-BY-GAME

2025	Rush	Yds.	TD	YPC	Rec.	Yds.	TD	Scrim	From
Colorado	7	47	0	6.7	1	24	0	71	
Gardner-Webb	9	100	2	11.1	0	0	0	100	
Clemson	3	13	0	4.3	2	1	0	13	
Temple	5	59	2	11.8	0	0	0	59	
Wake Forest	8	36	0	4.5	2	7	0	43	
Virginia Tech	11	129	1	11.7	0	0	0	129	
Duke	11	23	1	2.1	0	0	0	23	
Syracuse	8	81	0	10.1	0	0	0	81	
NC State	6	30	0	5.0	1	16	0	46	
Boston College	15	107	1	7.1	3	47	0	154	
Pitt	1	3	0	3.0	3	12	0	15	
Georgia	3	6	0	2.0	1	-1	0	5	
2025 Total	87	634	7	7.3	13	106	0	740	
NCAA Career	399	2,549	23	6.4	44	441	1	2,990	

• Hosley's seven rushing touchdowns are good for second on the team (first among RBs) and are tied for 15th in the ACC (t-10th among RBs).

RUSHING TDs — ACC, 2025

	Rushing TDs	Player	Team
1.	15	Haynes King	Georgia Tech
2.	14	J'Mari Taylor	Virginia
3.	12	Kendrick Raphael	Cal
4.	11	Anderson Castle	Duke
5.	10	Demond Claiborne	Wake Forest
	10	Mark Fletcher Jr.	Miami
	10	Nate Sheppard	Duke
8.	9	Kyron Drones	Virginia Tech
	9	Adam Randal	Clemson
	9	Miller Moss	Louisville
	9	Thomas Castellanos	Florida State
	9	Turbo Richard	Boston College
	9	Will Wilson	NC State
14.	8	Gavin Sawchuk	Florida State
15.	7	Malachi Hosley	Georgia Tech
	7	Ja'Kyrian Richard	Pitt
	7	Robby Ashford	Wake Forest
	7	TJ Harden	SMU

• Hosley leads Georgia Tech with 7.29 yards per rush (min. 10 carries).

• Hosley does not have enough carries to qualify for the NCAA's official statistical rankings (his 87 carries are 33 short of the NCAA's 10 carries/gm threshold), however, if the threshold were lowered to players with at least 85 rushing attempts, Hosley's 7.29 yards per rush would rank third nationally.

YARDS PER RUSH LEADERS — FBS, 2025 (MIN. 85 ATT.)

	Avg.	Player	Team	Attempts
1.	8.59	Isaac Brown	Louisville	91
2.	7.54	Treguan Jones	Old Dominion	105
3.	7.29	Malachi Hosley	Georgia Tech	87
4.	7.27	Will Henderson III	UTSA	111
5.	7.19	Jai'Den Thomas	UNLV	137

• Hosley has averaged at least 10 yards per rush four times in his 12 games as a Yellow Jacket — 11.1 vs. Gardner-Webb (Sept. 6), 11.8 vs. Temple (Sept. 20), 11.7 vs. Virginia Tech (Oct. 11) and 10.1 vs. Syracuse (Oct. 25).

• Hosley had a season-high 129 rushing yards against Virginia Tech.

• Hosley ran for 59 yards on just five carries and had another two-touchdown game (34 and 2 yards) against Temple.

• Including his three 100-yard games in his first 12 appearances as a Yellow Jacket, Hosley has rushed for 100 yards 13 times in his collegiate career. He eclipsed the 100-yard mark 10 times in two seasons at Penn (2023-24).

• Hosley totaled 2,250 yards from scrimmage (1,915 rushing, 335 receiving) and 17 touchdowns (16 rushing, one receiving) in two seasons at Penn.

• In 2024, Hosley ran for 1,192 yards and led the Ivy League in rushing yards, carries (191), rushing touchdowns (9), yards per rush (6.2) and yards per game (119.2).

• Hosley averaged 100.8 rushing yards per game and 6.1 yards per carry over 19 games with the Quakers.

• In his three collegiate seasons combined (2023-24 at Penn, 2025 at Georgia Tech), Hosley has compiled a total of 2,543 rushing yards, 2,985 yards from scrimmage (including 442 receiving yards) and 24 touchdowns (23 rushing, one receiving).

• Hosley's 6.39 yards per carry over his three collegiate seasons ranks seventh among all active FBS players (regardless of how many total seasons played at the FBS level).

CAREER YARDS PER RUSH — ACTIVE FBS PLAYERS (MIN. 2,000 CAREER YARDS)

	Avg	Player	Team
1.	6.66	Jeremiah Love	Notre Dame
2.	6.61	Sam Franklin	South Florida
3.	6.57	Scottre Humphrey	New Mexico
4.	6.48	Ayo Adeyi	James Madison
5.	6.40	Devon Dampier	Utah
6.	6.39	Malachi Hosley	Georgia Tech
7.	6.36	Marcellous Hawkins	Virginia Tech
8.	6.13	Blake Horvath	Navy
9.	6.09	Ahmad Hardy	Missouri
10.	6.05	Parker Navarro	Ohio
	6.05	Mel Brown	UConn

• r-Sr. **Daylon Gordon** scored the first touchdown of his career on a 47-yard run versus Temple (Sept. 20).

• The 47-yard run was nearly six times longer than his previous career rushing total of 8 yards.

• True Fr. **J.P. Powell** nearly scored his second-career TD against Temple too, but came up just short of paydirt on his 61-yard run on the final play of the game.

• Powell's 61-yard run against Temple is Georgia Tech's longest rush of the season.

• Powell found paydirt for the first time in his career when he scored from 1 yard out against Gardner-Webb (Sept. 6).

• 6-foot-2, 225-pound r-Fr. **Trelain Maddox** has 35 yards on 10 carries this season.

• Due to injuries, Maddox has seen action in just 10 games over two seasons as a Yellow Jacket (two as a true freshman in 2024, eight as a redshirt freshman in 2025). He ran for 67 yards and averaged 5.7 yards per carry in his limited playing time as a true freshman in 2024.

• The Yellow Jackets' RB room got even deeper when Jr. **Chad Alexander** returned from injury at NC State (Nov. 1).

• A former walk-on who earned a scholarship midway through last season, Alexander ran 58 times for 280 yards as a sophomore in 2024.

OFFENSE

WIDE RECEIVERS

• Georgia Tech's embarrassment of riches on the offensive side of the ball extends to wide receiver, led by r-Sr. **Malik Rutherford**, r-Sr. **Eric Rivers** and So. **Isiah Canion**.

• Rutherford, Rivers and Canion have combined for 103 receptions, 1,454 yards and seven touchdowns this season.

• On Nov. 15 at Boston College, Rutherford (121 yards and a TD on five receptions) and Rivers (119 yards on seven catches) became the first Georgia Tech duo in 20 years and the seventh overall to have 100 receiving yards apiece in a single game.

2 100-YD RECEIVERS IN A GAME — GT HISTORY

Date	Opponent	Players (Yards)
Nov. 15, 2025	at Boston College	Malik Rutherford (121) Eric Rivers (119)
Sept. 10, 2005	North Carolina	Damarius Bilbo (131) Calvin Johnson (114)
Sept. 11, 2004	Clemson	Calvin Johnson (127) Levon Thomas (100)
Nov. 10, 2001	Virginia	Will Glover (172) Kerry Watkins (161)
Sept. 11, 1999	Florida State	Kelly Campbell (141) Dez White (114)
Nov. 15, 1997	Duke	Derrick Steagall (125) Harvey Middleton (106)
Sept. 30, 1972	Rice	Jimmy Robinson (146) Mark Fields (131)

• Despite missing the better part of four games this season due to injury (he was injured on Georgia Tech's opening plays at Colorado on Aug. 29 and at Duke on Oct. 18, missed the Oct. 25 game versus Syracuse and did not have a reception in limited playing time at NC State on Nov. 1), Rutherford still ranks second on the team with 38 receptions, is third on the squad with 418 receiving yards and is second on the team with three touchdown catches.

• In three games since fully returning to action at Boston College (Nov. 15), Rutherford leads Georgia Tech with 15 receptions for 216 yards and a touchdown.

• Rutherford's 121 receiving yards at Boston College (Nov. 15) were a season high (prev.: 62 vs. Gardner-Webb – Sept. 6).

• Rutherford's 100-yard receiving game at BC was the third of his career (prev. 131 vs. Georgia State – Aug. 31, 2024 and 113 at Louisville – Sept. 21, 2024).

• Rutherford's 71-yard touchdown reception at BC was the longest of his career (prev.: 55 vs. Louisville – Sept. 1, 2023).

MALIK RUTHERFORD — GAME-BY-GAME

2021	Rec.	Yds.	TD	Avg.	Long
Kennesaw State	0	0	0	0.0	0
Pitt	5	62	0	12.4	24
Duke	0	0	0	0.0	0
2021 Total	5	62	0	12.4	24
2022	Rec.	Yds.	TD	Avg.	Long
Clemson	1	10	0	10.0	10
Western Carolina	1	0	0	0.0	0
Ole Miss	4	52	0	13.0	38
UCF	2	31	0	15.5	29
Pitt	0	0	0	0.0	0
Duke	1	-1	0	-1.0	0
Virginia	2	4	0	2.0	6
Florida State	1	14	0	14.0	14
Virginia Tech	0	0	0	0.0	0
Miami (Fla.)	2	33	0	16.5	27
North Carolina	6	68	0	11.3	21
Georgia	3	14	0	4.7	13
2022 Total	23	225	0	9.8	38

2023	Rec.	Yds.	TD	Avg.	Long
Louisville	5	85	0	17.0	55
S.C. State	5	60	0	12.0	19
Ole Miss	4	34	0	8.5	17
Wake Forest	2	11	0	5.5	13
Bowling Green	6	67	1	11.2	20
Miami (Fla.)	3	33	0	11.0	30
Boston College	3	43	0	14.3	17
North Carolina	6	83	2	13.8	42
Virginia	3	16	0	5.3	11
Clemson	1	-4	0	-4.0	0
Syracuse	3	14	0	4.7	7
Georgia	3	20	0	6.7	12
UCF	2	40	1	20.0	41
2023 Total	46	502	4	10.9	55

2024	Rec.	Yds.	TD	Avg.	Long
Florida State	4	66	0	16.5	42
Georgia State	7	131	1	18.7	52
Syracuse	7	38	0	5.4	15
VMI	4	50	1	12.5	35
Louisville	7	113	0	16.1	45
Duke	8	76	0	9.5	24
North Carolina	3	35	0	11.7	18
Notre Dame	4	32	0	8.0	16
Virginia Tech	6	53	0	8.8	21
Miami (Fla.)	4	28	1	7.0	16
NC State	1	5	0	5.0	5
Georgia	4	43	0	10.7	24
Vanderbilt	3	32	0	10.6	20
2024 Total	62	702	3	11.3	52

2025	Rec.	Yds.	TD	Avg.	Long
Colorado	0	0	0	0	0
Gardner-Webb	5	62	0	12.4	26
Clemson	4	22	0	5.5	9
Temple	2	33	1	16.5	24
Wake Forest	5	38	0	7.6	19
Virginia Tech	6	49	1	8.2	16
Duke	1	-2	0	-2.0	--
Syracuse	-DID NOT PLAY-				
NC State	0	0	0	0	0
Boston College	5	121	1	24.2	71
Pitt	6	68	0	11.3	20
Georgia	4	27	0	6.8	9
2025 Total	38	418	3	11.0	71
Career	174	1,909	10	11.0	71

• Rutherford's 174 career receptions are tied for the third-most in Georgia Tech history.

• Rutherford needs just four catches to pull even with College and Pro Football Hall of Famer Calvin Johnson for second on Tech's all-time receptions list.

• Rutherford's 174 career receptions are the most by a Yellow Jacket since Johnson caught 178 passes at Tech from 2004-06.

CAREER RECEPTIONS — GT HISTORY

Receptions	Player	Years
1.	195	Kelly Campbell 1998-2001
2.	178	Calvin Johnson 2004-06
3.	174	Malik Rutherford 2021-pres.
	174	Jonathan Smith 2000-03
5.	171	Kerry Watkins 1999-2002
6.	165	Harvey Middleton 1994-97
7.	122	Will Glover 1999-2002
8.	115	Bobby Rodriguez 1989-92
	115	Jerry Mays 1985-89
10.	114	Robert Lavette 1981-84

• Rutherford also ranks seventh in Georgia Tech history with 1,909 career receiving yards,

• Rutherford is 91 yards shy of becoming only the seventh Yellow Jacket to eclipse 2,000 receiving yards in his career.

CAREER RECEIVING YARDS — GT HISTORY

Yards	Player	Years
1.	2,927	Calvin Johnson 2004-06
2.	2,907	Kelly Campbell 1998-2001
3.	2,680	Kerry Watkins 1999-2002
4.	2,291	Harvey Middleton 1994-96
5.	2,238	Jonathan Smith 2000-03
6.	2,135*	Demaryius Thomas 2007-09
7.	1,909	Malik Rutherford 2021-pres.
8.	1,833	Dez White 1997-99
9.	1,727	John Sias 1966-68
10.	1,681	Bobby Rodriguez 1989-92

* - Per NCAA sanctions, Demaryius Thomas' statistics from the final three games of the 2009 season are not included in official records (seven receptions, 204 yards, two touchdowns)

• Rutherford's 62 receptions last season were the sixth-most in Georgia Tech single-season history and the most by a Yellow Jacket since Johnson caught 76 passes in 2006.

SINGLE-SEASON RECEPTIONS — GT HISTORY

Receptions	Player	Year
1.	78	Jonathan Smith 2003
2.	76	Calvin Johnson 2006
3.	71	Kerry Watkins 2002
4.	69	Kelly Campbell 1999
5.	64	Harvey Middleton 1996
6.	62	Malik Rutherford 2024
7.	61	John Sias 1968
8.	60	Nate McCallum 2022
9.	59	Kelly Campbell 2000
10.	56	Kelly Campbell 2001

• Rutherford had a streak of 29-straight games with a reception coming into this season. Unfortunately, that streak was snapped in the season opener at Colorado when he left the game following a 13-yard run on the game's first play.

• Rutherford's 29-consecutive games with a catch was the fourth-longest streak in Georgia Tech history.

CONSECUTIVE GAMES WITH A RECEPTION — GT HISTORY

Games	Player	Years
1.	40	Harvey Middleton 1994-97
2.	32	Kelly Campbell 1999-01
3.	30	Calvin Johnson 2004-06
4.	29	Malik Rutherford 2022-24
	29*	Demaryius Thomas 2008-09
	29	Kerry Watkins 2000-02
7.	27	Robert Lavette 1981-83
8.	24	Dez White 1997-99
	24	Jerry Mays 1986-89
10.	20	Marlon Hegggs 1979-80
	20	John Sias 1967-68

• Rutherford's 29-consecutive games with a reception was also tied for the sixth-longest active streak in the nation and the second-longest active streak in the ACC when it was snapped in the opener at Colorado.

• Like at running back, Georgia Tech has a treasure trove of depth in its wide receivers room, led by Rivers.

• With a catch in all 12 games this season, Rivers has extended his own streak of consecutive games with a reception to 33-straight games, which is the eighth-longest active streak in FBS and is the longest active streak among current ACC players.

ACTIVE CONSECUTIVE GAMES WITH A RECEPTION — NCAA DIVISION I FBS

Games	Player	Team
1.	45	Jyrin Johnson Bowling Green
2.	41	Raylen Sharpe Arkansas
3.	39	Junior Vanderross III Toledo
	39	Malachi Fields Notre Dame
5.	38	Chase Roberts BYU
6.	36	Eric Singleton, Jr. Auburn
7.	35	Eric Weatherly Ball State
8.	33	Eric Rivers Georgia Tech
9.	32	DeAree Rogers Northern Illinois
10.	30	Devin McQuin UTSA

Research courtesy of University of Tulsa

OFFENSE

- Rivers leads Georgia Tech with 42 receptions and 556 receiving yards this season.
- Rivers has racked up 704 all-purpose yards — 556 receiving, 49 rushing and 99 on punt returns — in his one and only regular season as a Yellow Jacket (58.7 ypg).
- Rivers had his first 100-yard game as a Yellow Jacket with seven catches for 119 yards at Boston College (Nov. 15).
- Rivers has caught 12 passes for 236 yards over the past two games (2 receptions for 20 yards last Saturday vs. Pitt, 7 rec. for 119 yds. at Boston College and 3 rec. for 97 yds. at NC State on Nov. 1).

ERIC RIVERS — GAME-BY-GAME

2025	Rec.	Yds.	TD	Avg.	Long
Colorado	2	11	0	5.5	10
Gardner-Webb	2	33	0	16.5	17
Clemson	3	72	0	24.0	42
Temple	1	14	0	14.0	14
Wake Forest	8	77	1	9.6	17
Virginia Tech	4	29	0	7.3	22
Duke	3	21	0	7.0	13
Syracuse	5	43	0	8.6	14
NC State	3	97	0	32.3	68
Boston College	7	119	0	17.0	48
Pitt	2	20	0	10.0	11
Georgia	2	20	0	10.0	11
2025 Total	42	556	1	13.2	68
NCAA Career	136	2,098	15	15.4	68

- Rivers' eight receptions at Wake Forest (Sept. 20) were his most as a Yellow Jacket.
- Rivers' 14-yard touchdown reception at Wake Forest was his first at Georgia Tech.
- Rivers, a transfer from Florida International, was a third-team *Associated Press* All-American at FIU last season, when he caught 62 passes for 1,162 yards (18.9 avg.) and 12 touchdowns.
- This season, Rivers was named second-team preseason all-America by *The Sporting News* and *Phil Steele College Football Preview*.
- So, **Isiah Canion** is Georgia Tech's second-leading receiver with 480 yards this season.
- After hauling in two touchdowns versus Pitt (Nov. 22), Canion leads the team with four touchdowns receptions.
- Canion also ranks second on the team with 14.5 yards per reception (min. 12 receptions) and ranks third on the squad with 33 catches.
- In addition to the two touchdowns, Canion had four total catches for 67 yards against Pitt. The four receptions tied the second-highest total of his career, while the 67 yards were the second-most of his career.
- Canion set a career high with 70 receiving yards at Wake Forest (Sept. 27).
- Canion shattered his previous career high with five receptions on Sept. 13 against Clemson (prev.: two - three times).
- Canion hauled in the second touchdown catch of his career, a 37-yarder from Haynes King, in the second quarter of Georgia Tech's win over Temple (Sept. 20).
- Canion's first TD came on an 11-yard catch in the first quarter of Tech's win over Gardner-Webb.

- Twice this season, So. **Bailey Stockton** has had four catches for 48 yards — in the season opener at Colorado (Aug. 29) and vs. Syracuse (Oct. 25). Those totals are just one reception and 6 yards shy of his career highs, set last season vs. NC State (Nov. 21, 2024).

- In all, Georgia Tech has five wideouts with at least 18 receptions this season — Rivers (40), Rutherford (34), Canion (29), Stockton (19) and Fr. **Jordan Allen** (18).

- Allen posted 15 receptions for 205 yards over the last four games of the regular season.

- Allen had a team-high five receptions for a career-high 110 yards at NC State (Nov. 1).

- Allen's 100-yard receiving game at NC State was the first by a Yellow Jacket this season before Rutherford and Rivers eclipsed 100-yard mark the following Saturday at BC.

- Allen is one of only 23 true freshmen in the nation this season with a 100-yard receiving game.

- Allen is only the sixth true freshman at Georgia Tech to ever have a 100-yard receiving game.

100-YARD RECEIVING BY A TRUE FRESHMAN

— GT HISTORY

Yards	Player	Opponent	Year
1. 193	Greg Lester	Duke	1987
2. 139	Demaryius Thomas	Maryland	2007
3. 131	Calvin Johnson	UConn	2004
4. 127	Calvin Johnson	Clemson	2004
5. 117	Eric Singleton Jr.	North Carolina	2023
6. 110	Jordan Allen	NC State	2025
7. 108	Calvin Johnson	Virginia	2004
8. 107	Greg Lester	Auburn	1987
9. 105	Derrick Steagall	Wake Forest	1993
10. 102	Derrick Steagall	Furman	1993

- Allen's career-best six receptions against Syracuse (Oct. 25) tripled his previous high of two, set the previous week at Duke (Oct. 18).

- The Jackets also added Rivers' former FIU teammate **Dean Patterson** to the receivers' room. Patterson was a second-team all-Conference USA selection in 2024 after catching 50 passes for 685 yards and seven touchdowns last season.

- Buoyed by an 84-yard touchdown reception against Gardner-Webb (Sept. 6) and a 37-yard TD vs. Syracuse (Oct. 25), Patterson is averaging 21.8 yards per reception (six catches for 131 yards).

- Patterson's 84-yard touchdown reception from **Graham Knowles** in the fourth quarter of the Yellow Jackets' win over Gardner-Webb was the seventh-longest reception in Georgia Tech history.

LONGEST PASS RECEPTIONS — GT HISTORY

YDS	QB/RECEIVER	OPP.	DATE
1. 96 (t)	Charlie Rogers from Brandon Shaw	UCF	10/26/96
2. 90 (t)	Drew Hill from Ted Peeples	Duke	9/9/78
3. 88 (t)	Demaryius Thomas from Jaybo Shaw	Duke	10/4/08
4. 87 (t)	Greg Lester from Darrell Gast	Duke	10/31/87
87 (t)	Embry Peeples from Joshua Nesbitt	Vanderbilt	10/31/09
6. 86 (t)	Qua Searcy from Tobias Oliver	N. Carolina	11/3/18
7. 84 (t)	Dean Patterson from Graham Knowles	Gardner-Webb	9/6/25
8. 83 (t)	Clinton Lynch from Justin Thomas	N. Carolina	11/5/16
9. 82 (t)	Keenan Walker from Shawn Jones	Maryland	10/12/91
82 (t)	Stephen Hill from Tevin Washington	W. Carolina	9/1/11
82 (t)	Jeff Greene from Vad Lee	Presbyterian	9/8/12

TIGHT ENDS

- Always a integral part of Georgia Tech's running game as bruising blockers, the Yellow Jackets' tight ends became a huge part of Tech's passing offense over the last two-thirds of the regular season.

GEORGIA TECH TIGHT ENDS — 2025

Player	First 4 Gms. Rec.-Yds.-TD	Last 8 Gms. Rec.-Yds.-TD
Brett Seither (r-Sr.)	2-30-0	8-154-0
Luke Harpring (r-Fr.)	3-23-0	10-135-0
Josh Beetham (r-Sr.)	0-0-0	5-131-2
J.T. Byrne (r-Sr.)	0-0-0	5-36-1
Totals	5-53-0	28-456-3

- r-Fr. **Luke Harpring** leads Georgia Tech's tight ends with 13 receptions for 158 yards on the season.

- Harpring set career highs with four receptions (prev.: 3 vs. Virginia Tech - Oct. 11) for 51 yards (prev.: 39 vs. VT) at NC State (Nov. 1).

- After having just three catches for 29 yards in his first 26 collegiate games (including his first 14 games as a Yellow Jacket), r-Sr. **Josh Beetham** hauled in five receptions for 131 yards during a four-game stretch from Sept. 27 (at Wake Forest) through Oct. 25 (vs. Syracuse).

JOSH BEETHAM — SEPT. 27-OCT. 25

Opponent	Rec.	Yds.	TD
Sept. 27 at Wake Forest	1	17	0
Oct. 11 vs. Virginia Tech	1	31	0
Oct. 18 at Duke	1	49	0
Oct. 25 vs. Syracuse	2	34	2
Totals	5	131	2

- Beetham scored the first two touchdowns of his career with TD catches of 21 and 13 yards vs. Syracuse (Oct. 25).

- Beetham's two touchdowns lead Tech's tight ends this season.

- r-Sr. **Brett Seither's** four receptions and 73 receiving yards at NC State (Nov. 1) were both his most in 50 career collegiate games, which includes four seasons at Georgia (2019-22) and three at Georgia Tech (2023-25).

- Seither's previous career highs were set more than two years ago, when he had two receptions for 40 yards vs. North Carolina on Oct. 28, 2023.

- Seither's 26-yard catch against Gardner-Webb (Sept. 6) was his first in 651 days, as he missed the entire 2024 season after sustaining a season-ending knee injury during fall camp.

- In 2023, Seither was one of QB **Haynes King's** favorite red zone targets, finishing with four touchdown receptions among his seven total catches for 101 yards.

- r-Sr. **J.T. Byrne** has made a position-high seven starts this season.

- Byrne's 2-yard touchdown reception at NC State (Nov. 1) was the first TD of his 35-game collegiate career (Oregon State - 2021-22, Cal - 2023-24, Georgia Tech - 2025).

- Byrne delivered the key block from an H-back alignment on King's game-winning, 45-yard touchdown run with 1:07 to go in the Yellow Jackets' 27-20 season-opening win at Colorado (Aug. 29).

- Byrne hauled in a career-long 21-yard reception at Duke (Oct. 18), which set up go-ahead field goal that gave Tech a 13-10 lead in the fourth quarter.

OFFENSE

• The Yellow Jackets' tight ends room is not short on experience, as Seither, Beetham, Byrne and Harpring have combined to play in 128 games over 20 collegiate seasons.

GEORGIA TECH TIGHT ENDS EXPERIENCE

Player	Seasons	Games Played
Brett Seither (r-Sr.)	7	51
Josh Beetham (r-Sr.)	6	34
J.T. Byrne (r-Sr.)	5	34
Luke Harpring (r-Fr.)	2	17
Totals	20	136

• Seither and Beetham also bring championship experience to the Jackets' locker room, as they have both won national titles — Seither in 2021 and 2022 at Georgia and Beetham in 2023 at Michigan.

OFFENSIVE LINE

• Georgia Tech's offensive line was one of 10 semifinalists for the 2025 Joe Moore Award, which is presented to college football's offensive line of the year.

• Tech was a Joe Moore Award semifinalist for the first time in the 11-year history of the award.

2025 JOE MOORE AWARD SEMIFINALISTS

Georgia Tech	Cincinnati	Duke
Indiana	Iowa	Michigan
Oregon	Texas A&M	Utah
	Vanderbilt	

• Georgia Tech entered bowl season tied for third nationally with just nine sacks allowed in 12 games this season (0.75/gm).

Team	Games	Sacks	Sacks/Gm	Pass Att.
1. Army West Point	12	6	0.50	118
2. Cincinnati	12	7	0.58	345
3. Georgia Tech	12	9	0.75	354
Navy	12	9	0.75	167
Maryland	12	9	0.75	491

• If Georgia Tech does not allow a sack in Saturday's Pop-Tarts Bowl vs. No. 12 BYU, it will match last season's school records for fewest total sacks allowed (9) and fewest sacks allowed per game (0.69).

FEWEST SACKS ALLOWED — GEORGIA TECH HISTORY*

Year	Games	Sacks	Sacks/Gm	Pass Att/Gm
1. 2024	13	9	0.69	31.7
— 2025	12	9	0.75	29.5
2. 2014	14	11	0.78	14.5
3. 2005	12	10	0.83	34.8
4. 2009	14	12	0.86	12.0

* since sacks became an official NCAA statistic in 2000

• Dating back to the final two games of the 2022 season, Georgia Tech has not surrendered a sack in 18 of its last 40 games.

• Prior to not allowing a sack in 18 of their last 40 games, the Yellow Jackets had surrendered at least one sack in 27-of-28 games.

• Georgia Tech's offensive front has also paved the way for a rushing attack that entered bowl season ranked 19th nationally (203.0 ypg).

• Georgia Tech's offensive linemen have combined to play in 225 collegiate games with 164 career starts.

GEORGIA TECH OFFENSIVE LINE START CHART

	Career Games	Career Starts	2025 Starts	Consec. Starts
LG Joe Fusile	47	45	11	37
RG Keylan Rutledge^	46	42	11	33
RT Malachi Carney&	36	26	11	24
LT Ethan Mackenny	27	21	11	12
RT/LT Will Reed@	26	19	—	—
LG/C Harrison Moore	22	9	7	—
LT Jameson Riggs	12	—	—	—
LT Josh Petty	9	—	—	—
RG Kevin Peay Jr.	1	—	—	—
TOTALS AT GT	145	112		
CAREER TOTALS	225	164		

^ includes 22 games and 17 starts at Middle Tennessee (2022-23)

@ includes 24 games and 19 starts at Princeton (2022-24)

& includes 24 games and 15 starts at South Alabama (2022-24)

• Through the first seven games of the season, Georgia Tech had the same five starters on its offensive line all season — r-So. LT **Ethan Mackenny**, r-Sr. LG **Joe Fusile**, So. C **Harrison Moore**, Sr. RG **Keylan Rutledge** and r-Jr. LT **Malachi Carney**.

• Going into its Oct. 25 game vs. Syracuse, Georgia Tech was one of only 16 teams in the nation whose starting five offensive linemen had remained intact throughout the season (Air Force, Arkansas, Auburn, Duke, Iowa, Kansas, Kennesaw State, Kentucky, Old Dominion, Oregon, San Diego State, Tennessee, Texas A&M, Texas Tech and UAB were the others).

• However, Moore missed the Syracuse game due to injury, snapping Georgia Tech's string of seven-straight games with the same starting offensive line.

• Leading the way for the Yellow Jackets up front is Sr. RG **Keylan Rutledge**, who is widely regarded as one of the nation's top offensive linemen.

• Rutledge has been named all-America by four of the five organizations that are used to determine the NCAA's consensus all-America team.

KEYLAN RUTLEDGE ALL-AMERICA HONORS — 2025

Organization	Team
Sporting News*	First
Sports Info Solutions	First
American Football Coaches Association*	Second
On3	Second
Walter Camp*	Second
Associated Press*	Third

* teams used to determine NCAA's consensus all-America team

• Rutledge was also one of 13 semifinalists for the 2025 Lombardi Award, which is presented to college football's top lineman or linebacker.

• Rutledge was one of only three offensive linemen on the Lombardi Award's list of 13 semifinalists (and the only guard).

2025 LOMBARDI AWARD SEMIFINALISTS

Player	Team	Position
Keylan Rutledge	Georgia Tech	OG
David Bailey	Texas Tech	DE
Rueben Bain, Jr.	Miami (Fla.)	DE
Caden Curry	Ohio State	DE
Spencer Fano	Utah	OT
Aiden Fisher	Indiana	LB
Cashius Howell	Texas A&M	DE
Kadyn Proctor	Alabama	OT
Avrell Reese	Ohio State	LB
Jacob Rodriguez	Texas Tech	LB
Eli Stowers	Vanderbilt	TE
Sonny Styles	Ohio State	LB
Matayo Uagalelei	Oregon	DE

• Rutledge is only the third Lombardi Award semifinalist in Georgia Tech history and the first Yellow Jacket to earn the distinction since DL Coleman Rudolph in 1992. DL Rock Perdoni was a finalist for the first-ever Lombardi Award in 1970.

• Rutledge was also named the winner of the ACC's 2025 Brian Piccolo Award, which is given to the ACC's most courageous player.

• One the ACC's most prestigious individual recognitions, Rutledge won the Piccolo Award due to overcoming very serious injuries sustained in an automobile accident in December 2023 to become one of college football's top offensive linemen over the last two seasons.

• Rutledge has allowed no sacks and just three QB hurries in 801 snaps this season, according to *Pro Football Focus*.

• Among guards that have played at least 80% of his teams snaps this season, Rutledge ranks among the nation's top 10 guards overall (fifth), in run blocking (sixth) and in pass blocking (10th) according to PFF.

• Rutledge was named ACC Offensive Lineman of the Week for the second time this season and third time in his career after helping the Yellow Jackets amass 628 yards of offense at Boston College (Nov. 15).

• Earlier this season, Rutledge was named ACC Offensive Lineman of the Week after helping pave the way for Georgia Tech to rush for 147 yards and total 358 yards in the Yellow Jackets' 24-21 win over No. 12/11 Clemson (Sept. 13).

• An image of Rutledge with a bloody nose during the Clemson game, personifying his grit and toughness, went viral.

• Rutledge also earned first-team all-America honors from *Sports Info Solutions* as a junior in 2024.

• Rutledge is the first Georgia Tech student-athlete to be named first-team all-America in consecutive years since College and Pro Football Hall of Fame WR Calvin Johnson in 2005 and 2006.

• Mackenny picked up his first ACC Offensive Lineman of the Week Award for his performance Tech's win over Syracuse (Oct. 25).

• Mackenny was especially impressive protecting QB Haynes King's blindside as a pass blocker against Syracuse, as he did not allow a quarterback sack, hit, hurry or pressure, en route to a gaudy 87.0 pass-blocking grade from PFF.

DEFENSE

TEAM

• Georgia Tech's defense is under the direction of first-year coordinator **Blake Gideon**.

• Gideon's first season at the helm of the Yellow Jackets' defense can be by three distinct segments:

First Eight Games

• In its first eight games under Gideon, Georgia Tech's defense allowed 24 points or less in regulation of each game. It was the Yellow Jackets' first eight-game, same-season stretch of surrendering 24 points or less in regulation since they allowed 24 points or less in each of their first eight games of the 2008 season.

• The Jackets also allowed 24 points or less in regulation of eight-straight victories for the first time since 1966.

Next Two-and-a-Half Games

• The streak of eight-straight games allowing 24 points or less in regulation came to an end with a 48-36 loss at NC State on Nov. 1, followed by a 36-34 win at Boston College on Nov. 15 and a 42-28 defeat to Pitt on Nov. 22.

• Tech's defense have turned a corner in the final two-and-a-half quarters against Pitt. After Pitt racked up 240 yards and scored 28 points on its first four possessions of the game, the Jackets limited the Panthers to just 172 yards and seven points over their final eight offensive series (Pitt's remaining seven points came on an interception return for a touchdown).

• Georgia Tech also had a breakthrough in terms of getting to the quarterback against Pitt. The Jackets' six sacks against Pitt matched a season high (prev.: 6 vs. Gardner-Webb - Sept. 6).

Last One-and-a-Half Games

• Georgia Tech's defensive turnaround in the second half of its game against Pitt carried over into its regular-season finale against No. 4 Georgia.

• After allowing 40.7 points and 510.7 yards per game in its previous three games, Georgia Tech limited Georgia's offense — which was ranked 29th nationally in total offense going into the game — to less than half of the Bulldogs' season scoring (33.7) average and 170 yards below their yardage average (430.3 ypg).

• The Yellow Jackets' defense was particularly impressive against UGA QB Gunner Stockton. Stockton, who finished seventh in voting for the Heisman Trophy, managed just 70 yards on 11-of-21 passing with an interception and no touchdowns against Tech.

• Tech's eight combined sacks against Pitt (6) and Georgia (2) account for 40% of the 20 combined sacks that the Yellow Jackets have in 11 games against FBS opponents this season.

GEORGIA TECH DEFENSE — 2025

Category	First 8 gms.*	Next 2 1/2 gms^	Last 1 1/2 gms*
Points/Gm	20.0	44.0	15.3
Total Yds/Gm	371.5	566.4	250.7
Rush Yds/Gm	155.3	210.0	179.3
Pass Yds/Gm	216.3	356.4	71.3

* Colorado, Gardner-Webb, Clemson, Temple, WF, VT, Duke, Syracuse
^ NC State, Boston College, Pitt (1st half)

Pitt (2nd half), Georgia

• For the season, seven of Georgia Tech's 11 opponents (from weeks 2-11) have put less points on the board against the Yellow Jackets' defense than their season averages going into the game.

GT OPPONENTS' SCORING — 2025

Opponent	Avg. PPG Prior to GT Game	Pts. Scored in Regulation vs. GT
Gardner-Webb	52.0	12
Clemson	18.5	21
Temple	33.3	24
Wake Forest	25.3	23
Virginia Tech	23.5	20
Duke	36.5	18
Syracuse	26.7	16
NC State	30.5	48
Boston College	23.7	34
Pitt	37.2	42
Georgia	33.7	16

• In Georgia Tech's 41-16 win over Syracuse (Oct. 25), Georgia Tech's defense allowed just 118 yards in the first half, which allowed the Yellow Jackets to race out to a 20-3 halftime lead.

• After gaining 41 yards on its first offensive play of the game, Syracuse managed just 77 yards over its final 23 plays of the first half (3.3 avg.).

• In Georgia Tech's 27-18 win over Duke (Oct. 18), the Yellow Jackets held the Blue Devils to less than half their season scoring average going into the game (Duke was averaging 36.5 points per game).

• Georgia Tech also limited Duke to just 68 rushing yards, which is the fewest that the Yellow Jackets have allowed this season (prev.: 117 vs. Gardner-Webb — Sept. 6) and were a season low for the Blue Devils (prev.: 82 vs. Illinois — Sept. 6).

• Tech's defense was especially stout in the second half at Duke. The Yellow Jackets held the Blue Devils to just 66 yards and no points over three series that spanned 14:53 of the second half, which allowed the Jackets' offense to score on four-straight possessions and turn the 10-7 deficit into the 27-10 lead.

• Against Virginia Tech (Oct. 11), Georgia Tech held the Hokies to 0-for-8 on third downs. It marked only the second time in GT history — as well as the first time since 1988 and the first time ever against an NCAA Division I FBS opponent — that the Yellow Jackets did not allow a third-down conversion.

LOWEST 3RD-DOWN CONVERSION PCT. ALLOWED — GT HISTORY

	Pct.	Opponent	Date
1.	.000 (0-8)	Virginia Tech	Oct. 11, 2025
	.000 (0-12)	Chattanooga	Sept. 10, 1988
3.	.070 (1-15)	Auburn	Oct. 16, 1982
	.070 (1-15)	Duke	Oct. 30, 1971
5.	.071 (1-14)	Miami (Fla.)	Nov. 19, 2005
	.071 (1-14)	Western Carolina	Sept. 10, 2004
	.071 (1-14)	Vanderbilt	Aug. 31, 2002
	.071 (1-14)	Notre Dame	Nov. 8, 1980
9.	.077 (1-13)	six times, most recently: VMI	Sept. 14, 2024

• Georgia Tech also had four sacks against Virginia Tech, the Yellow Jackets' most against an FBS opponent since they had eight at Wake Forest on Sept. 23, 2023.

• Georgia Tech had a breakout performance in terms of negative plays on defense versus Gardner-Webb (Sept. 6), with six sacks and 14 tackles for loss.

• Prior to recording six sacks against Gardner-Webb and Pitt this season, Georgia Tech had not had as many as six sacks in a game in two years, dating back to the Yellow Jackets' eight sacks at Wake Forest on Sept. 23, 2023.

• The Jackets' 14 tackles for loss against Gardner-Webb tied for the eighth-most in Georgia Tech history and, coincidentally, were Tech's most since it also had 14 TFL in its only previous meeting with Gardner-Webb on Oct. 11, 2008.

MOST TACKLES FOR LOSS — GT HISTORY

	TFL	Opponent	Date
1.	19	Notre Dame	Sept. 1, 2007
2.	18	Auburn	Sept. 6, 2003
3.	17	Maryland	Nov. 22, 1997
	17	Clemson	Sept. 29, 2001
5.	16	NC State	Oct. 4, 2003
6.	15	Florida State	Dec. 1, 2001
	15	NC State	Nov. 6, 2004
8.	14	Navy	Sept. 16, 2000
	14	Clemson	Sept. 29, 2007
	14	Gardner-Webb	Oct. 11, 2008
14	Gardner-Webb	Sept. 6, 2025	

• Georgia Tech forced a season-high two turnovers in its win over No. 12/11 Clemson (Sept. 13).

• With seven takeaways in 12 games, Georgia Tech ranks 130th out of 134 teams nationally in turnovers gained. This comes after finishing 117th nationally in takeaways last season.

• Prior to 2024, Tech had been one of the nation's leaders in takeaways for two-straight seasons. The Yellow Jackets tied for ninth nationally with 25 takeaways in 2023 and tied for seventh with 24 forced turnovers in 2022.

• However, the Yellow Jackets still tend to make the most of takeaways when they get them. Since the beginning of the 2024 season, Georgia Tech has either scored or run out the clock after 14 of their 18 takeaways (eight touchdowns, three field goals and three end of halves/games), including 4-of-7 this season (two touchdowns, two field goals).

• Perhaps Georgia Tech's biggest takeaway of the season was a 95-yard fumble return for a touchdown by r-Sr. DB **Omar Daniels** at eventual ACC champion Duke (Oct. 18).

• Daniels' scoop-and-score was Georgia Tech's first defensive touchdown of the season. The Yellow Jackets' hadn't scored defensively since LB **E.J. Lightsey's** 21-yard interception return for a touchdown vs. NC State last season (Nov. 21, 2024).

• The fumble return for a touchdown was Georgia Tech's first since DB Jaylon King scored on a 40-yard return at Miami (Fla.) in 2021.

• Daniels' 95-yard fumble return at Duke was the longest official fumble return in Georgia Tech history (fumble returns became an official NCAA statistic in 1992).

LONGEST FUMBLE RETURNS — GT HISTORY*

	Yds.	Player	Opponent	Date
1.	95 (t)	Omar Daniels	Duke	Oct. 18, 2025
2.	93 (t)	Zamari Walton	Notre Dame	Oct. 31, 2020
3.	90 (t)	Kofi Smith	Wake Forest	Nov. 21, 1998
4.	70 (t)	Jordan Domineck	Kennesaw St.	Sept. 11, 2021
5.	60 (t)	Jimmy Clements	Duke	Sept. 26, 1996
6.	54 (t)	Matt Uremovich	Duke	Oct. 3, 1998
7.	43 (t)	Quayshawn Nealy	NC State	Nov. 8, 2014
8.	42 (t)	Roderick Roberts	North Carolina	Sept. 26, 1998
9.	40 (t)	Jaylon King	Miami (Fla.)	Nov. 6, 2021
	40 (t)	Jerrard Tarrant	Mississippi St.	Oct. 3, 2009

* since fumble returns became an official NCAA statistic in 1992

DEFENSE

• Daniels' 95-yard fumble return is also tied for the fourth-longest in ACC history, and the longest by an ACC player since Boston College's Brandon Sebastian's 97-yard return vs. Clemson on Oct. 31, 2020.

• Georgia Tech's 65 fumble recoveries since the beginning of the 2019 season are tied for the second-most in the nation during that span.

MOST FUMBLE RECOVERIES SINCE 2019 — FBS

1.	Notre Dame	68
2.	Georgia Tech	65
	Illinois	65
	Duke	65
5.	Clemson	64
	South Florida	64

• Since the beginning of the 2020 season, Georgia Tech has forced an average of 1.9 turnovers per game in wins but has averaged just 0.8 takeaways per game in losses.

INDIVIDUAL

• The depth of Georgia Tech's defense has been on display over the first 11 games of the season.

• Most notably, eight different Yellow Jackets have led the team in tackles this season.

GEORGIA TECH'S LEADING TACKLERS — 2025, GAME-BY-GAME

Date	Opponent	Player	TT
Aug. 29	at Colorado	r-Sr. DB Omar Daniels	5
Sept. 6	Gardner-Webb	r-Jr. LB Kyle Efford	6
Sept. 13	No. 12/11 Clemson	Sr. DB Clayton Powell-Lee	11
Sept. 20	Temple	So. LB Tah'j Butler	8
Sept. 27	at Wake Forest	Efford/r-Jr. LB E.J. Lightsey	8
Oct. 11	Virginia Tech	Efford	7
Oct. 18	at Duke	r-Sr. DB Jy Gilmore	11
Oct. 25	Syracuse	Efford	7
Nov. 1	at NC State	Powell-Lee	12
Nov. 15	at Boston College	Sr. DB Rodney Shelley	8
Nov. 22	Pitt	Jr. LB Cayman Spaulding	6
Nov. 28	Georgia	Lightsey	12

• In the season opener at Colorado, the Yellow Jackets had 10 defenders with at least three tackles and 13 with multiple stops. r-Sr. DB **Omar Daniels** was the Jackets' leading tackler with five.

• In Week Two versus Gardner-Webb, 15 different Yellow Jackets had at least three tackles and a whopping 21 different defenders had multiple stops.

• Ten different Yellow Jackets had multiple tackles in their 24-21 win over No. 12/11 Clemson (Sept. 13).

• Against Temple (Sept. 20), eight Yellow Jackets made at least four tackles and 20 had multiple stops.

• In their win at Wake Forest (Sept. 27), nine different Jackets made at least three tackles.

• Versus Virginia Tech (Oct. 11), seven different Yellow Jackets had at least three tackles and 16 Jackets had multiple stops.

• On Oct. 18 at Duke, 11 different players registered four or more tackles and 14 had multiple stops.

• On Oct. 25 vs. Syracuse, 11 Jackets delivered three or more tackles and 15 recorded multiple stops.

• Led by Sr. DB **Clayton Powell-Lee's** 12 tackles, six different Yellow Jackets had at least six stops at NC State (Nov. 1) and 15 different Tech players had multiple tackles.

• Sr. **Rodney Shelley's** career-high-tying eight tackles led eight Yellow Jackets with four stops or more at Boston College (Nov. 15).

• On Nov. 22 versus Pitt, Jr. LB **Cayman Spaulding** led Georgia Tech in tackles for the first time with six, pacing eight different Yellow Jackets that had at least four stops.

• Spaulding's 2.0 sacks and TFL against Pitt shattered his career high as a Yellow Jacket (prev.: 0.5 sacks/TFL vs. Temple - Sept. 20).

• Lightsey led Georgia Tech's stellar defensive performance against Georgia with a career-high 12 tackles — which tied the most by a Yellow Jacket in a game this season — against his former team.

• In all, four different Yellow Jackets — Lightsey, Daniels, (10), Spaulding (6) and true freshman DB **Fenix Felton** (6) — matched or surpassed their most single-game tackles at Georgia Tech against UGA.

• With their 12 and 10 stops against No. 4 Georgia, respectively, Lightsey and Daniels became the second Georgia Tech tandem this season to both record double-digit tackles in a game, and both came against ranked opponents.

• On Sept. 13, Powell-Lee and Lightsey led Georgia Tech with 11 and 10 tackles, respectively, in its win over No. 12/11 Clemson.

• Prior to it happening twice this season, Georgia Tech had not had multiple players record double-digit tackles in the same game since Nov. 12, 2022 vs. Miami (Fla.), when LBs Ayinde Eley and Charlie Thomas had 12 and 11 stops, respectively.

• Felton's six stops against Georgia came in his collegiate defensive debut. The true freshman was called to action on defense for the first time in his career when Powell-Lee was forced from the game due to injury in the first quarter.

• For the season, nine different Yellow Jackets have at least 30 tackles and 23 different players have at least 12 stops (1.0/gm).

• *Pro Football Focus'* metrics also illustrate the Yellow Jackets' depth on defense, as 11 different Tech defenders have an overall defensive grade of 65 or higher this season (min. 20% of team's defensive snaps).

PFF GRADES OF 65+ - OVERALL DEFENSE — GT, 2025

Player	Grade	Snaps
r-Sr. DL Jordan van den Berg	75.8	514
r-Sr. DB Ahmarl Harvey	74.1	442
r-Sr. DB Omar Daniels	73.5	619
r-Sr. DL Jason Moore	68.6	342
So. LB Tah'j Butler	68.1	299
r-Sr. DL Matthew Alexander	67.2	371
r-Jr. LB E.J. Lightsey	66.2	614
r-Jr. LB Kyle Efford	66.2	536
Jr. DL Brayden Manley	66.0	347
r-Sr. DB Jy Gilmore	66.0	414
Jr. DB Daiquan White	65.4	268

• Perhaps marking a full return from an injury that cost him three games last season and required offseason surgery, r-Jr. LB **Kyle Efford** is Georgia Tech's leading tackler with 72 stops on the season.

• Efford has been Georgia Tech's top tackler each of the last two seasons with 81 tackles in 2023 and 64 in 2024.

• Efford is on pace to become the first Yellow Jacket to lead the team in tackles in three-straight seasons since LB Ricardo Wimbush from 1999-2001 (91 in 1999, 94 in 2000 and 96 in 2001).

KYLE EFFORD — GAME-BY-GAME

2022	TT-S-A	TFL	Sacks	FF	FR	INT
Ole Miss	0-0-0	0	0	0	0	0
UCF	0-0-0	0	0	0	0	0
Duke	0-0-0	0	0	0	0	0
Georgia	1-0-1	0	0	0	0	0
2022 Total	1-0-1	0	0	0	0	0

2023	TT-S-A	TFL	Sacks	FF	FR	INT
Louisville	1-1-0	0	0	0	0	0
S.C. State	7-3-4	0	0	0	0	0
Ole Miss	5-2-3	0	0	0	0	0
Wake Forest	1-0-1	0	0	0	0	0
Bowling Green	5-1-4	0	0	0	0	0
Miami (Fla.)	5-3-2	0	0	0	0	0
Boston College	6-2-4	0	0	0	0	0
North Carolina	6-3-3	0	0	0	0	0
Virginia	10-3-7	0	0	0	0	0
Clemson	7-3-4	1.0	1.0	0	0	0
Syracuse	11-5-6	0	0	0	0	1
Georgia	8-5-3	0	0	0	0	0
UCF	9-6-3	0	0	0	0	0
2023 Total	81-37-44	1.0	1.0	0	0	1

2024	TT-S-A	TFL	Sacks	FF	FR	INT
Florida State	10-1-9	0.5	0	0	0	0
Georgia State	13-5-8	1.0	0	0	0	0
Syracuse	6-5-1	1.0	1.0	0	0	0
VMI	3-1-2	1.0	0	0	0	0
Louisville	7-6-1	0	0	0	0	0
Duke	3-1-2	0	0	0	0	0
North Carolina	10-6-4	0	0	0	0	0
Notre Dame	— DID NOT PLAY —					
Virginia Tech	— DID NOT PLAY —					
Miami (Fla.)	6-2-4	1.0	1.0	0	0	0
NC State	3-3-0	1.0	1.0	0	0	0
Georgia	3-3-0	0	0	0	0	0
Vanderbilt	— DID NOT PLAY —					
2024 Total	64-33-31	5.5	3.0	0	0	0

2025	TT-S-A	TFL	Sacks	FF	FR	INT
Colorado	3-3-0	0	0	0	0	0
Gardner-Webb	6-3-3	0	0	0	0	0
Clemson	5-3-2	0	0	0	0	0
Temple	6-4-2	0	0	0	0	0
Wake Forest	8-3-5	0	0	0	0	0
Virginia Tech	7-5-2	1.0	1.0	0	0	0
Duke	9-2-7	0	0	0	0	0
Syracuse	7-2-5	0.5	0.5	0	0	0
NC State	9-4-5	0	0	1	0	0
Boston College	6-3-3	0	0	0	0	0
Pitt	2-0-2	0	0	0	0	0
Georgia	4-0-4	0	0	0	0	0
2025 Total	72-31-41	1.5	1.5	1	0	0
Career	218-101-117	8.0	5.5	1	0	1

• Defensive tackles lead Georgia Tech in tackles for loss (r-Sr. **Jordan van den Berg** - 10.5) and sacks (r-Sr. **Akelo Stone** - 4.0) this season.

• van den Berg 11 tackles for loss are the most second-most in the nation by a defensive tackle this season — and the most by a power-conference DT — according to *sports-reference.com*.

TACKLES FOR LOSS — FBS DEFENSIVE TACKLES, 2025

TFLs	Player	Team
1. 11.5	Damonte Smith	Middle Tennessee
2. 11.0	Jordan van den Berg	Georgia Tech
3. 10.0	Aaron Hall	Duke
4. 8.5	Lee Hunter	Texas Tech
5. 8.0	Kayden McDonald	Ohio State
8.0	Martez Poynter	Toledo
8.0	William Echoles	Ole Miss

• Stone's four sacks are tied for 30th nationally and seventh in the ACC among interior defensive linemen, according to PFF.

DEFENSE

- van den Berg and fellow r-Sr. DT **Jason Moore** combined for a gaudy 10 tackles (five apiece), a sack (0.5 each), a QB hurry (van den Berg) and a forced fumble (Moore) from their interior line positions vs. Syracuse (Oct. 25).

- r-Sr. nickel back **Jy Gilmore** stuffed the stat sheet with 11 tackles, 1.5 tackles for loss, a half sack and two pass breakups at Duke (Oct. 18).

- In addition to making perhaps the biggest defensive play of the season for the Yellow Jackets with his 95-yard fumble return for a score at Duke (Oct. 18), r-Sr. safety **Omar Daniels** also had a career day in Georgia Tech's win over No. 12/11 Clemson (Sept. 13).

- Daniels led Georgia Tech's defensive effort against Clemson with a forced fumble and an interception to go along with seven tackles.

- Daniels' first-quarter forced fumble set up a field goal that gave Tech an early 3-0 lead, while his third-quarter interception in the red zone thwarted a Clemson scoring opportunity.

- Against Clemson, Daniels became only the 13th Georgia Tech player since 2005 with a forced fumble and an interception in the same game. He is the first Yellow Jacket to accomplish the feat since current Los Angeles Chargers DL Kyle Kennard had a FF and INT against South Carolina State on Sept. 9, 2023.

- Daniels is the first Yellow Jacket with a FF and INT in the same game against an NCAA Division I FBS opponent since LB Bruce Jordan-Swilling at Virginia on Nov. 4, 2017.

- Powell-Lee is one of five Yellow Jackets in the last 45 games with an interception and a fumble recovery in the same contest (LB Charlie Thomas – Oct. 1, 2022 vs. Pitt, DB LaMiles Brooks – Oct. 20, 2022 vs. Virginia, Powell-Lee vs. Virginia Tech – Nov. 5, 2022, DL Kyle Kennard vs. South Carolina State - Sept. 9, 2023 and DB Jaylon King vs. Wake Forest - Sept. 23, 2023 and Virginia - Nov. 4, 2023).

- Prior to five Tech players recording an interception and a fumble recovery in the last 45 games, only two other Yellow Jackets had accomplished the feat since 2000 (Quayshawn Nealy – Oct. 19, 2013 vs. Syracuse and Nov. 8, 2014 vs. NC State and Jordan-Swilling – Nov. 4, 2017 vs. Virginia).

SPECIAL TEAMS

• Georgia Tech boasts two of the ACC's top specialists in r-Jr. PK **Aidan Birr** and r-Sr. P **Marshall Nichols**.

• This month, Birr was named third-team All-America by the *Associated Press*.

• Birr is Georgia Tech's first All-America place kicker since Scott Sisson in 1992.

• Birr was also one of three finalists for the Lou Groza Award, which is presented to college football's top place-kicker. He was joined as finalists by Oklahoma's Tate Sandell (who went on to win the award) and Hawai'i's Kansei Matsuzawa.

• Birr was just the second Groza Award finalist in Georgia Tech history and the first since Sisson in '92.

• Birr leads the nation in field goals made (25), field goals made per game (2.08) and kick scoring (9.8 points per game).

AIDAN BIRR — FBS/ACC, 2025

Category	No.	National	ACC
Field Goals Made	25	t-1st	1st
Field Goals Made/Game	2.08	t-1st	1st
Kick Scoring	9.8 ppg	t-1st	t-1st
Scoring	9.8 ppg	5th	2nd
Field Goal Percentage	.893	12th	2nd

• Birr's 25 field goals made are a Georgia Tech single-season record.

• In addition to holding Georgia Tech's single-season record, Birr joins Sisson as the only players in Tech history that have three of the school's top-10 single-season field goal totals.

SINGLE-SEASON FIELD GOALS — GT HISTORY

FGM	Player	Year
1. 25	Aidan Birr	2025
2. 23	Travis Bell	2007
3. 19	Luke Manget	2001
19	Scott Sisson	1992
5. 17	Aidan Birr	2023
17	Dan Burnett	2003
7. 15	Aidan Birr	2024
15	Harrison Butker	2016
15	Scott Blair	2010
15	Travis Bell	2004
15	Scott Sisson	1990
15	Scott Sisson	1989
15	Thomas Painter	1988

• Birr's current .893 field goal percentage would be the third-best single-season field goal percentage in Georgia Tech history and the best among players with 20 or more attempts.

SINGLE-SEASON FIELD GOAL PERCENTAGE

— GT HISTORY (MIN. 10 ATT.)

Pct. (FG-A)	Player	Year
1. .923 (12-13)	Gavin Stewart	2022
2. .895 (17-19)	Aidan Birr	2023
— .893 (25-28)	Aidan Birr	2025
3. .882 (15-17)	Harrison Butker	2016
.882 (15-17)	Scott Blair	2010
.882 (15-17)	Travis Bell	2004

• Birr was a perfect 12-for-12 this season until a 51-yard attempt was blocked versus Virginia Tech (Oct. 11). His only other misses came on a 54-yard attempt at NC State (Nov. 1) and a 49-yarder into the wind at the end of the first half at Boston College (Nov. 15).

• Birr and former teammate Gavin Stewart (2022) are the only two Yellow Jackets since at least 1982 to make their first 12 field goal attempts of a season.

• With an .826 career field goal percentage (57-of-69), Birr is the only kicker in Georgia Tech history that has made more than 75% of his field goal attempts (min. 20 attempts).

CAREER FIELD GOAL PERCENTAGE — GT HISTORY (MIN. 20 ATT.)

Pct. (FG-A)	Player	Years
1. .826 (57-69)	Aidan Birr	2023-pres.
2. .732 (41-56)	Travis Bell	2004-07
3. .717 (43-60)	Harrison Butker	2013-16
4. .701 (54-77)	Luke Manget	1999-2002
5. .700 (14-20)	Gavin Stewart	2020-23

• Despite having played in just 37 games as a Yellow Jacket, Birr already ranks third in Georgia Tech history with 57 career field goals and fifth with 295 career kicking points.

CAREER FIELD GOALS — GT HISTORY

Pts.	Player	Years
1. 61	Travis Bell	2004-07
2. 60	Scott Sisson	1989-92
3. 57	Aidan Birr	2023-pres.
54	Luke Manget	1999-2002
5. 43	Harrison Butker	2013-16
6. 41	Scott Blair	2007-10
7. 32	David Bell	1983-86
8. 29	Ron Rice	1980-83
9. 28	Johnny Smith	1977-80
28	Thomas Palmer	1985-88

• With five points in the Pop-Tarts Bowl, Birr would become just the fourth player in Georgia Tech history with 300 kicking points.

CAREER POINTS BY KICKING — GT HISTORY

Pts.	Player	Years
1. 337	Harrison Butker	2013-16
2. 322	Luke Manget	1999-2002
3. 321	Travis Bell	2004-07
4. 299	Scott Sisson	1989-92
5. 295	Aidan Birr	2023-pres.
6. 239	Scott Blair	2007-10
7. 172	David Bell	1983-86
8. 159	Johnny Smith	1977-80
9. 158	Brad Chambers	1995-98
10. 150	Ron Rice	1980-83

• With a season of eligibility remaining, Birr is on pace to obliterate Georgia Tech's career records for field-goal percentage, field goals and kick scoring.

• The first of Birr's three field goals at Wake Forest (Sept. 27) was the 40th made field goal of his career, and came on his 49th career attempt. With it, he became the first player in Georgia Tech history to make 40 field goals on 50 or fewer career attempts.

• Birr just missed out on becoming the first Yellow Jacket to make 50 of his first 60 career attempts, as his 50th made field goal at NC State (Nov. 1) came on the 61st attempt of his career.

• Birr hit his second game-winning field goal of the season and third of his career when he drilled a 23-yarder with 11 seconds to go to lift the Jackets to a 36-34 win at Boston College (Nov. 15).

• Birr made history with his game-winning, 55-yard field goal as time expired in Georgia Tech's 24-21 win over No. 12/11 Clemson (Sept. 13).

• Birr's 55-yard field goal vs. Clemson matched the longest made field goal in Georgia Tech history.

LONGEST FIELD GOALS — GT HISTORY

YDS.	Player	Opponent	Date
1. 55	E.O. Whealler	VMI	Nov. 10, 1973
55	Ron Rice	The Citadel	Sept. 18, 1982
55	David Bell	Georgia	Nov. 29, 1986
55	Aidan Birr	Clemson	Sept. 13, 2025
5. 54	Johnny Duncan	Clemson	Oct. 4, 1969
54	E.O. Whealler	Auburn	Oct. 19, 1974
54	Ron Rice	Duke	Oct. 29, 1983
8. 53	Dave Frakes	Virginia	Oct. 5, 1996
53	Harrison Butker	Georgia	Nov. 29, 2014
53	Harrison Butker	Florida St.	Oct. 24, 2015

• Birr's "walk-off" field goal vs. Clemson was the sixth in school history, and the first since his own 44-yard game-winner in the 2024 season opener versus Florida State in Dublin, Ireland (Aug. 24, 2024).

• Birr joins Scott Sisson as the only Yellow Jackets with two "walk-off" field goals in their career.

• Birr also owns the two longest "walk-off" field goals in Georgia Tech history.

"WALK-OFF" FIELD GOALS (SCORED WINNING POINTS ON FINAL PLAY OF GAME) — GT HISTORY

Player	Opponent	Dist.	Score	Date
Scott Sisson	Virginia	33	24-21	9/19/91
Scott Sisson	No. 21 NC State	29	16-13	10/3/92
Luke Manget	No. 16 Georgia	38	51-48	11/27/99
Harrison Butker	Virginia Tech	24	27-24	9/20/14
Aidan Birr	No. 10 Florida St.	44	24-21	8/24/24
Aidan Birr	No. 12 Clemson	55	24-21	9/13/25

• Making Birr's walk-off field goal against Clemson even more impressive was that field goal unit took the field as time was winding down without the benefit of a timeout — known as a "Toro" situation in Georgia Tech football's parlance.

• Tech repeated the challenging Toro situation again at Wake Forest (Sept. 27), as Birr and the field goal unit had to once again take the field with time ticking away and no timeouts, this time needing a 33-yard field goal to send the game to overtime. Birr drilled the 33-yarder with two seconds remaining to send the game to overtime knotted at 23-23, and the Jackets went on to win, 30-29, in OT.

• Nichols is averaging a career-best 47.19 yards per punt, which would lead the ACC and rank third nationally if he had enough attempts to qualify for the official conference and national rankings (Georgia Tech's explosive offense has only punted 31 times in 12 games, which leaves Nichols 13 attempts short of qualification for the official ACC and NCAA rankings).

• Nichols' current 47.19-yard average is just .81 yards shy of the program's single-season record of 48.0 ypp, set by Ray Guy Award winner Pressley Harvin III in 2020.

SINGLE-SEASON PUNT AVERAGE — GT HISTORY (MIN. 25 ATT.)

Avg.	Player	Year
1. 48.0	Pressley Harvin III	2020
— 47.19	Marshall Nichols	2025
2. 45.64	Rodney Williams	1997
3. 45.52	Durant Brooks	2006
4. 45.51	Jason Bender	1994
5. 45.06	Durant Brooks	2007

• As a team, the Yellow Jackets carry a 43.06-yard net punting average into season, which ranks ninth nationally and leads the ACC.

SPECIAL TEAMS

TEAM NET PUNTING AVERAGE — FBS, 2025

Team	Avg.
1. Baylor	45.00
2. Colorado State	44.08
3. Ole Miss	43.75
4. Vanderbilt	43.52
5. Western Kentucky	43.33
6. New Mexico	43.32
Notre Dame	43.32
8. Georgia	43.13
9. Georgia Tech	43.06
10. Louisiana Tech	42.66

• In just one season as a Yellow Jacket, Nichols owns three of the top 20 single-game punting averages in Georgia Tech history — 59.5 vs. Syracuse (Oct. 25 - third), 51.2 vs. Temple (Sept. 20 - t-20th) and 51.2 vs. Pitt (Nov. 22 - t-20th).

• Nichols was named a member of the Ray Guy Award's Ray's 8 list, which honors the nation's top punters of the week, following back-to-back games vs. Temple (Sept. 20) and at Wake Forest (Sept. 27).

• Perhaps even more impressively than his 51.2-yard gross average, Nichols had a net average of 50.3 yards per punt in the Yellow Jackets' win over Temple.

• Nichols' two longest punts against Temple — a 64-yarder and a 55-yarder — were downed at the Owls' 5 and 1 yard lines, respectively.

• Nichols earned national recognition for the second week in a row after averaging 43.8 yards over four punts at Wake Forest.

• All four of Nichols' punts at Wake Forest were downed inside the 10 yard line. The Demon Deacons' average starting field position after Nichols' four punts was their own 9.

• Since **Brent Key's** first game as Georgia Tech's interim head coach on Oct. 1, 2022, the Yellow Jackets' 14 blocked kicks are the second-most in the nation.

BLOCKED KICKS SINCE OCT. 1, 2022

(BRENT KEY'S FIRST GAME AS GT'S HEAD COACH) — FBS

1. Notre Dame	15
2. Georgia Tech	14
3. Texas Tech	13
4. Miami (Ohio)	12
5. Indiana	11
6. Rutgers	10
Buffalo	10
8. Florida State	9
Houston	9
Nebraska	9
Wyoming	9

• Georgia Tech got its first two blocked kicks of the 2025 season when it blocked a field goal and an extra point against Gardner-Webb (Sept. 6).

• r-Sr. DL **Jordan van den Berg** blocked the field goal against Gardner-Webb, which was scooped up by r-Sr. DB **Ahmari Harvey**, who returned it 65 yards for a touchdown.

• The blocked field goal return for a touchdown against Gardner-Webb was Georgia Tech's first since Lance Austin's 78-yard return for the game-winning touchdown on the final play of the Yellow Jackets' famed "Miracle on Techwood Drive" victory over No. 9 Florida State on Oct. 24, 2015.

• Later in Gardner-Webb game, r-So. DL **Shymeik Jones** blocked a PAT attempt for the Jackets' second blocked kick of the game.

• With two, Georgia Tech is tied for 17th nationally and second in the ACC in blocked kicks this season.

• The Yellow Jackets are one of only 45 teams that have blocked multiple kicks this season.

BLOCKED KICKS — FBS, 2025

1. Texas Tech	5
Penn State	5
3. Buffalo	4
Sam Houston	4
Wake Forest	4
Wyoming	4
7. App State	3
Baylor	3
Houston	3
James Madison	3
Maryland	3
Miami (OH)	3
Nebraska	3
Rutgers	3
Toledo	3
Vanderbilt	3
17. Georgia Tech	2
29 others	

• Tech has finished among the top 10 nationally in blocked kicks each of the last two seasons (t-10th in 2023 - four; t-third in 2024 - four).

• Dating back to the beginning of the 2013 season, Georgia Tech has blocked 42 kicks, which is tied for the most by an NCAA Division I FBS team during that span.

BLOCKED KICKS SINCE 2013 — FBS

1. Georgia Tech	42
Rutgers	42
3. Oklahoma State	39
4. Notre Dame	38
5. Indiana	37
North Texas	37
7. Houston	36
Northern Illinois	36
Temple	36
Texas A&M	36

• New to Tech's special teams units this season are the Blacksmiths and Hammers.

• Players that start on two of Georgia Tech's "core four" special teams units (kickoff, kickoff return, punt and punt return) earn the title of Blacksmiths, a nod to the original nickname for Tech's football team, which was introduced in 1900.

• Players that start on all four special teams units receive the high honor of being called Hammers. Only four Yellow Jackets — r-Sr. **Daylon Gordon**, r-So. **Chris Elko**, r-So. **Myles Forristall**, r-So. **Will Kiker** and r-Fr. **Trelain Maddox** — are currently dubbed as Hammers.

• Blacksmiths and Hammers receive special helmet stickers to identify their designations.

MISCELLANEOUS

• Georgia Tech won nine regular-season games for only the 16th time in the school's 133 seasons of football.

NINE REGULAR-SEASON WINS — GT HISTORY

1917 (9-0)	1928 (9-0)	1942 (9-1)	1947 (9-1)
1951 (10-0-1)	1952 (11-0)	1956 (9-1)	1966 (9-1)
1990 (10-0-1)	1998 (9-2)	2000 (9-2)	2006 (9-3)
2008 (9-3)	2009 (10-2)	2014 (10-2)	2025 (9-3)

• With a win in the Pop-Tarts Bowl, Georgia Tech would secure only the 10th 10-win season in program history.

10-WIN SEASONS — GT HISTORY

1928 (10-0)	1947 (10-1)	1951 (11-0-1)
1952 (12-0)	1956 (10-1)	1990 (11-0-1)
1998 (10-2)	2009 (10-2)	2014 (10-2)

• The 2025 Pop-Tarts Bowl (No. 22 Georgia Tech vs. No. 12 BYU) is one of only three non-College Football Playoff bowls this season that features a pair of ranked teams.

NON-CFP BOWLS WITH TWO RANKED TEAMS — 2025

Pop-Tarts Bowl (Sat., Dec. 27 - Orlando)

No. 22 Georgia Tech vs. No. 12 BYU

ReliaQuest Bowl (Wed., Dec. 31 - Tampa)

No. 23 Iowa vs. No. 14 Vanderbilt

Citrus Bowl (Wed., Dec. 31 - Orlando)

No. 18 Michigan vs. No. 13 Texas

• **Brent Key** has led Georgia Tech to 23 wins since taking the reins at his alma mater on a full-time basis in 2023. With at least two games still to play in his third full season at the helm, Key's 23 victories are already tied for the second-most by a head coach in his first three full seasons at Georgia Tech.

• The only three coaches that won as many games in their first three full seasons at Tech than Key already has are all in the College Football Hall of Fame — Paul Johnson (25 - 2009-11), Bobby Dodd (23 - 1945-47) and William Alexander (23 - 1920-22).

MOST WINS IN FIRST THREE FULL SEASONS AS HEAD COACH — GT (ALL-TIME)

Wins	Coach	Years
25	Paul Johnson*	2008-10
23	Brent Key	2023-pres.
23	Bobby Dodd*	1945-47
23	William Alexander*	1920-22
21	Chan Gailey	2002-04

* College Football Hall of Fame inductee

• Key is the fifth Georgia Tech alumnus to ever serve as the Yellow Jackets' football head coach, joining William Alexander (1920-44), Bill Fulcher (1972-73), Pepper Rodgers (1974-79) and Bill Curry (1980-86).

• Georgia Tech has one of the most veteran teams in the nation this season, as its 26 players in their final season of eligibility are tied for the 11th-most in the nation.

MOST PLAYERS IN FINAL SEASON OF ELIGIBILITY — FBS, 2025

Colorado	38
Mississippi State	30
Oklahoma State	30
Illinois	29
Indiana	29
UAB	29
Hawai'i	28
Navy	28
Texas Tech	27
Troy	27
Georgia Tech	26
East Carolina	26
San Diego State	26
UTSA	26

• Georgia Tech has been one of the nation's best teams in the red zone this season, both offensively and defensively, as the Yellow Jackets are ranked fourth nationally in offensive red-zone efficiency (.939) and tied for 50th in defensive red zone efficiency (.800).

• The Jackets are one of six FBS teams ranked top 10 nationally in red zone offense and top 50 in red zone defense this season. Their Pop-Tarts Bowl opponent, BYU, is also one of the six.

RED ZONE OFF. TOP 10/RED ZONE DEF. TOP 50

— FBS, 2025

Team	Offense	Rank	Defense	Rank
Oklahoma	1.000	1st	.786	29th
Eastern Michigan	.946	2nd	.788	30th
Georgia Tech	.939	4th	.800	t-50th
Memphis	.938	5th	.794	35th
South Florida	.935	t-7th	.755	16th
BYU	.925	10th	.729	9th

• Georgia Tech had five turnovers and only one takeaway over its first two games of the season (Aug. 29 at Colorado and Sept. 6 vs. Gardner-Webb). Georgia Tech is only the 10th NCAA Division I FBS team since 1995 that had at least five turnovers and one takeaway or less over its first two games of the season and won both games.

5 OR MORE TURNOVERS, 1 OR FEWER TAKEAWAYS IN FIRST 2 GAMES, BOTH WINS — SINCE 1995

Year	Team	Turnovers	Takeaways
2025	Georgia Tech	5	1
2021	Kentucky	5	1
2020	Oregon	5	0
2015	Auburn	6	1
2014	Penn State	6	1
2011	North Carolina	6	0
2008	USF	6	1
2007	Ohio State	6	1
2006	Iowa	5	1
2004	Ohio State	7	0

• In the season opener at Colorado (Aug. 29), Georgia Tech became only the seventh team in the last 10 seasons (2016-pres.) to commit three or more turnovers and force none in a road win over a power-conference opponent.

3+ TURNOVERS & 0 TAKEAWAYS IN A ROAD WIN OVER A POWER CONFERENCE OPPONENT — SINCE 2016

Team	TOs	Home Team	Date	Score
Georgia Tech	3	Colorado	8/29/25	W, 27-20
SMU	6	Duke	10/26/24	W, 28-27 ^{OT}
Louisville	3	Boston College	10/25/24	W, 31-27
Illinois	3	Penn State	10/23/21	W, 20-18 ^{90T}
Kentucky	3	South Carolina	9/25/21	W, 16-10
Oregon	3	Washington St.	11/14/20	W, 43-29
Duke	4	Syracuse	10/10/20	W, 38-24

• The first two games of this season notwithstanding, turnover margin has been a strong indicator of whether Georgia Tech wins or loses over the last five-plus seasons. In their 34 wins since the beginning of the 2020 campaign, the Yellow Jackets have won the turnover battle in 21-of-34 games and are plus-35 overall in turnover margin. On the flip side, Tech has lost the turnover battle in 24 of its 38 defeats since the beginning of 2020 and is minus-36 overall in turnover margin.

• This season, Georgia Tech bucks the trend, as it is minus-3 in turnover margin in its nine wins and minus-2 in its three losses.

• Last season, Georgia Tech was plus-7 in turnover margin in its seven wins and minus-6 in its six defeats

• Georgia Tech ranks 20th in NCAA Division I FBS history with 772 all-time victories.

ALL-TIME WINS — NCAA DIVISION I FBS

Wins	Team
1.	1021 Michigan
2.	989 Ohio State
3.	983 Alabama
4.	971 Notre Dame
5.	969 Texas
6.	959 Oklahoma
7.	948 Penn State
8.	931 Nebraska
9.	902 Georgia
10.	890 USC
11.	883 Tennessee
12.	822 LSU
13.	814 Clemson
14.	809 Auburn
15.	797 Texas A&M
16.	791 West Virginia
17.	789 Washington
18.	781 Virginia Tech
19.	776 Pittsburgh
20.	772.....Georgia Tech
21.	769 Florida
22.	756 Syracuse
	756 Navy
24.	751 Wisconsin
25.	749 Arkansas

• Since the beginning of the 2014 season, Georgia Tech has played games in eight different National Football League stadiums (Mercedes-Benz Stadium - Atlanta; Bank of America Stadium - Carolina; Ford Field - Detroit; TIAA Bank Field - Jacksonville; Hard Rock Stadium - Miami; Lincoln Financial Field - Philadelphia; Acrisure Stadium - Pittsburgh; Raymond James Stadium - Tampa Bay), which is tied for the fifth-most NFL stadiums that any college football team has played in during that span.

MOST NFL STADIUMS PLAYED IN BY COLLEGE FOOTBALL TEAMS (SINCE 2014)

17 - Notre Dame — Arizona, Atlanta, Baltimore, Carolina, Chicago, Dallas, Indianapolis, Jacksonville, Las Vegas, Los Angeles (Coliseum), Miami, New York, New Orleans, Philadelphia, Pittsburgh, Tennessee, Washington

10 - Clemson — Arizona, Atlanta, Carolina, Dallas, Jacksonville, Miami, New Orleans, Pittsburgh, San Francisco, Tampa Bay

10 - Wisconsin — Carolina, Chicago, Dallas, Green Bay, Houston, Indianapolis, Las Vegas, Miami, San Diego, Tampa Bay

9 - BYU — Arizona, New England, Kansas City, Las Vegas, Los Angeles (Coliseum), New Orleans, San Diego, Tampa Bay, Washington

8 - Georgia Tech — Atlanta, Carolina, Detroit, Jacksonville, Miami, Philadelphia, Pittsburgh, Tampa Bay

8 - Alabama — Arizona, Atlanta, Dallas, Indianapolis, Miami, New Orleans, San Francisco, Tampa Bay

8 - LSU — Atlanta, Arizona, Green Bay, Houston, Las Vegas, New Orleans, Tampa Bay, Tennessee

8 - Maryland — Baltimore, Carolina, Detroit, Philadelphia, San Francisco, Tampa Bay, Tennessee, Washington

8 - Navy — Baltimore, Jacksonville, New England, New York, Philadelphia, San Diego, Tampa, Washington

8 - Texas A&M — Carolina, Dallas, Denver, Houston, Jacksonville, Las Vegas, Miami, Tennessee

8 - Cincinnati — Atlanta, Cincinnati, Dallas, Kansas City, Miami, Philadelphia, Pittsburgh, Tampa Bay

7 - Florida State — Atlanta, Carolina, Dallas, Miami, New Orleans, Pittsburgh, Tampa Bay

7 - Georgia — Atlanta, Carolina, Indianapolis, Jacksonville, New Orleans, Miami, Los Angeles (SoFi)

7 - Ohio State — Arizona, Atlanta, Baltimore, Dallas, Indianapolis, Miami, New Orleans

7 - Tennessee — Atlanta, Carolina, Jacksonville, Miami, Pittsburgh, Tampa Bay, Tennessee



2025 HONORS

HEISMAN TROPHY

r-Sr. QB Haynes King - 10th place

ALL-AMERICA

First Team

Sr. OG Keylan Rutledge - Sporting News, Sports Info Solutions

Second Team

Sr. OG Keylan Rutledge - AFCA, Walter Camp, On3

Third Team

Sr. OG Keylan Rutledge - Associated Press

r-Jr. PK Aidan Birr - Associated Press

ALL-ACC

ACC PLAYER OF THE YEAR

r-Sr. QB Haynes King

ACC OFFENSIVE PLAYER OF THE YEAR

r-Sr. QB Haynes King

ALL-ACC

First Team

r-Sr. QB Haynes King

Sr. OG Keylan Rutledge

r-Sr. DT Jordan van den Berg

r-Jr. PK Aidan Birr

Third Team

r-Sr. P Marshall Nichols

Honorable Mention

Jr. RB Malachi Hosley

r-Jr. OT Malachi Carney

r-So. OT Ethan Mackenny

r-Jr. LB Kyle Efford

ASSOCIATED PRESS ACC PLAYER OF THE YEAR

r-Sr. QB Haynes King

ASSOCIATED PRESS ALL-ACC

First Team

r-Sr. QB Haynes King

Sr. OG Keylan Rutledge

r-Jr. PK Aidan Birr

Second Team

r-Sr. DT Jordan van den Berg

NATIONAL AWARDS SEMIFINALISTS/FINALISTS

LOU GROZA AWARD FINALIST (Place Kicker)

r-Jr. PK Aidan Birr

JOHNNY UNITAS GOLDEN ARM AWARD FINALIST

(QB)

r-Sr. QB Haynes King

EARL CAMPBELL TYLER ROSE AWARD FINALIST

(Offensive Player from Texas)

r-Sr. QB Haynes King

JOE MOORE AWARD SEMIFINALIST (Offensive Line)

Georgia Tech

MAXWELL AWARD SEMIFINALIST (Player of the Year)

r-Sr. QB Haynes King

DAVEY O'BRIEN AWARD SEMIFINALIST (QB)

r-Sr. QB Haynes King

LOMBARDI AWARD SEMIFINALIST (Lineman/Linebacker)

Sr. OL Keylan Rutledge

IN-SEASON

JOE MOORE AWARD MIDSEASON HONOR ROLL

(Offensive Line)

Georgia Tech

DAVEY O'BRIEN AWARD QB CLASS OF 2025 (Quarterback)

r-Sr. QB Haynes King

UNITAS GOLDEN ARM AWARD TOP 10 (Quarterback)

r-Sr. QB Haynes King

MILITARY BOWL STEM PROGRAM (STEM Scholar-Athlete)

r-Sr. OL Joe Fusile

BEAR BRYANT AWARD MIDSEASON WATCH LIST

(Coach)

Head coach Brent Key

POP-TARTS CRAZY GOOD TEAM OF THE WEEK

Sept. 13 vs. Clemson

MAXWELL NATIONAL PLAYER OF THE WEEK

r-Sr. QB Haynes King (Aug. 29 at Colorado)

r-Sr. QB Haynes King (Oct. 25 vs. Syracuse)

SENIOR BOWL OFFENSIVE PLAYER OF THE WEEK

r-Sr. QB Haynes King (Sept. 13 vs. Clemson)

MANNING AWARD STAR OF THE WEEK

r-Sr. QB Haynes King (Aug. 29 at Colorado)

r-Sr. QB Haynes King (Sept. 13 vs. Clemson)

r-Sr. QB Haynes King (Oct. 25 vs. Syracuse)

DAVEY O'BRIEN AWARD GREAT 8

r-Sr. QB Haynes King (Sept. 13 vs. Clemson)

r-Sr. QB Haynes King (Sept. 27 at Wake Forest)

r-Sr. QB Haynes King (Oct. 25 vs. Syracuse)

LOU GROZA AWARD STAR OF THE WEEK

r-Jr. PK Aidan Birr (Sept. 13 vs. Clemson)

r-Jr. PK Aidan Birr (Sept. 27 at Wake Forest)

RAY GUY AWARD RAY'S 8

r-Sr. P Marshall Nichols (Sept. 20 vs. Temple)

r-Sr. P Marshall Nichols (Sept. 27 at Wake Forest)

EARL CAMPBELL TYLER ROSE PLAYER OF THE WEEK

r-Sr. QB Haynes King (Aug. 29 at Colorado)

ACC QUARTERBACK OF THE WEEK

r-Sr. QB Haynes King (Aug. 29 at Colorado)

r-Sr. QB Haynes King (Sept. 13 vs. Clemson)

r-Sr. QB Haynes King (Oct. 18 at Duke)

r-Sr. QB Haynes King (Oct. 25 vs. Syracuse)

r-Sr. QB Haynes King (Nov. 15 at Boston College)

ACC OFFENSIVE LINEMAN OF THE WEEK

Sr. OL Keylan Rutledge (Sept. 13 vs. Clemson)

r-So. OL Ethan Mackenny (Oct. 25 vs. Syracuse)

Sr. OL Keylan Rutledge (Nov. 15 at Boston College)

ACC DEFENSIVE BACK OF THE WEEK

r-Sr. DB Omar Daniels (Sept. 13 vs. Clemson)

r-Sr. DB Jy Gilmore (Oct. 18 at Duke)

ACC SPECIALIST OF THE WEEK

r-Jr. PK Aidan Birr (Sept. 13 vs. Clemson)

r-Sr. P Marshall Nichols (Sept. 20 vs. Temple)

ACC ROOKIE OF THE WEEK

r-Fr. QB Aaron Philo (Sept. 6 vs. Gardner-Webb)

PRESEASON

PRESEASON ALL-AMERICA (Associated Press)

Sr. OL Keylan Rutledge (second team)

PRESEASON ALL-AMERICA (The Sporting News)

r-Sr. WR Eric Rivers (second team)

PRESEASON ALL-AMERICA

(Phil Steele College Football Preview)

r-Sr. WR Eric Rivers (second team)

Sr. OL Keylan Rutledge (second team)

PRESEASON ALL-ACC

r-Sr. RB Jamal Haynes

Sr. OL Keylan Rutledge

MAXWELL AWARD WATCH LIST (Player of the Year)

r-Sr. RB Jamal Haynes

r-Sr. QB Haynes King

WALTER CAMP PLAYER OF THE YEAR WATCH LIST

(Player of the Year)

r-Sr. RB Jamal Haynes

BEDNARIK AWARD WATCH LIST

(Defensive Player of the Year)

r-Jr. LB Kyle Efford

DAVEY O'BRIEN AWARD WATCH LIST

(Quarterback)

r-Sr. QB Haynes King

MANNING AWARD WATCH LIST (Quarterback)

r-Sr. QB Haynes King

JOHNNY UNITAS GOLDEN ARM AWARD WATCH LIST

(Quarterback)

r-Sr. QB Haynes King

DOAK WALKER AWARD WATCH LIST (Running Back)

r-Sr. RB Jamal Haynes

BILETNIKOFF WATCH LIST (Wide Receiver)

r-Sr. WR Eric Rivers

OUTLAND TROPHY WATCH LIST (Interior Lineman)

Sr. OL Keylan Rutledge

LOMBARDI AWARD WATCH LIST (Lineman/Linebacker)

Sr. OL Keylan Rutledge

RAY GUY AWARD WATCH LIST (Punter)

r-Sr. P Marshall Nichols (midseason addition)

SENIOR BOWL TOP 300 LIST

r-Sr. RB Jamal Haynes

r-Sr. QB Haynes King

Sr. OL Keylan Rutledge

AFCA GOOD WORKS TEAM NOMINEE

(Community Service)

r-Sr. QB Haynes King

WUERFFEL TROPHY WATCH LIST (Community Service)

r-Sr. QB Haynes King

DODD TROPHY WATCH LIST (Coach)

Head coach Brent Key

DEPTH CHART

OFFENSE

LEFT TACKLE

78 **ETHAN MACKENNY**.....6-5.....310 r-So.
69 Josh Petty6-5.....285 Fr.

LEFT GUARD

67 **JOE FUSILE**.....6-4.....305 r-Sr.
51 Kevin Peay, Jr.6-4.....310 Fr.

CENTER

52 **HARRISON MOORE**6-5.....300 So.
70 Jameson Riggs.....6-5.....310 r-Fr.

RIGHT GUARD

77 **KEYLAN RUTLEDGE**6-4.....330 Sr.
66 Will Reed.....6-5.....310 r-Sr.

RIGHT TACKLE

72 **MALACHI CARNEY**.....6-4.....335 r-Jr.
70 Jameson Riggs.....6-5.....310 r-Fr.
or 69 Josh Petty6-5.....285 Fr.

TIGHT END

88 **J.T. BYRNE**.....6-5.....265 r-Sr.
or 15 **LUKE HARPRING**.....6-3.....240 r-Fr.
or 17 **JOSH BEETHAM**.....6-5.....255 r-Sr.
or 80 **BRETT SEITHER**.....6-5.....240 r-Sr.

WIDE RECEIVER

8 **MALIK RUTHERFORD**.....5-9.....170 r-Sr.
7 Bailey Stockton5-11185 r-So.
or 85 Jordan Allen5-9.....180 Fr.

WIDE RECEIVER

3 **ERIC RIVERS**.....5-11180 r-Sr.
9 Zion Taylor6-0.....205 r-So.
or 6 Debron Gatling.....5-11200 r-Fr.

WIDE RECEIVER

4 **ISIAH CANION**.....6-4.....215 So.
11 Dean Patterson.....6-2.....200 r-Sr.

RUNNING BACK

1 **JAMAL HAYNES**.....5-9.....190 r-Sr.
0 Malachi Hosley5-10205 Jr.
or 22 Trelain Maddox6-2.....225 r-Fr.
or 27 Chad Alexander5-9.....185 Jr.
21 Daylon Gordon5-9.....190 r-Sr.
or 24 Shane Marshall.....5-11205 Fr.
or 20 J.P. Powell.....5-10200 Fr.

QUARTERBACK

10 **HAYNES KING**6-3.....215 r-Sr.
14 Graham Knowles6-7.....230 r-Fr.

DEFENSE

END

88 **A.J. HOFFLER**.....6-4.....255 Jr.
24 Ronald Triplette.....6-2.....260 r-Sr.
or 55 Christian Garrett6-4.....265 Fr.
or 91 Andre Fuller, Jr.6-3.....240 Fr.

NOSE

7 **AKELO STONE**.....6-2.....290 r-Sr.
or 33 **MATTHEW ALEXANDER**..6-3.....290 r-Sr.
97 Landen Marshall.....6-2.....295 r-Fr.

TACKLE

99 **JORDAN VAN DEN BERG**..6-3.....310 r-Sr.
95 Jason Moore6-2.....300 r-Sr.
or 96 Shymeik Jones6-5.....310 r-So.

RUSH

11 **BRAYDEN MANLEY**.....6-2.....255 Jr.
8 Jordan Boyd6-3.....260 So.
or 98 Amontrae Bradford6-5.....255 So.

LINEBACKER

44 **KYLE EFFORD**6-2.....230 r-Jr.
1 Cayman Spaulding.....6-0.....220 Jr.

LINEBACKER

2 **E.J. LIGHTSEY**.....6-2.....235 r-Jr.
15 Tah'j Butler6-1.....230 So.

NICKEL

16 **KELVIN HILL**.....5-10....190 So.
39 Will Kiker.....6-1.....195 r-So.

STRONG SAFETY

5 **CLAYTON POWELL-LEE**....6-2.....200 Sr.
27 Tae Harris.....5-11200 Fr.
or 22 D.J. Moore6-1.....190 r-Jr.

FREE SAFETY

9 **OMAR DANIELS**6-0.....195 r-Sr.
or 13 **SAVION RILEY**.....6-2.....215 r-Jr.

CORNERBACK

3 **AHMARI HARVEY**.....6-0.....195 r-Sr.
4 Daiquan White5-10180 Jr.
or 29 Jon Mitchell.....5-11185 r-Fr.

CORNERBACK

6 **RODNEY SHELLEY**5-10....180 Jr.
23 Zachary Tobe.....6-2.....195 Jr.

SPECIALISTS

PLACE KICKER

33 **AIDAN BIRR**6-1.....205 r-Jr.
41 Landon Shaffer5-9.....190 Fr.

PUNTER

47 **MARSHALL NICHOLS**.....6-2.....220 Sr.
40 Joshua Taylor6-3.....220 r-So.

LONG SNAPPER

49 **RONNIE THOMAS**.....5-10....215 r-Jr.
48 Joseph Stoever6-2.....210 r-So.

HOLDER

47 **MARSHALL NICHOLS**.....6-2.....220 Sr.
40 Joshua Taylor6-3.....220 r-So.

KICKOFF RETURNER

21 **DAYLON GORDON**.....5-9.....190 r-Sr.
24 **SHANE MARSHALL**.....5-11....205 Fr.

PUNT RETURNER

3 **ERIC RIVERS**.....5-11....180 r-Sr.
or 7 **BAILEY STOCKTON**.....5-11....185 r-So.
1 Jamal Haynes.....5-9.....190 r-Sr.

PRONUNCIATION GUIDE

Student-Athletes

0	MALACHI HOSLEY	HOSE-lee
3	AHMARI HARVEY	ah-MAHR-ee
4	ISIAH CANION	same as Canyon
4	DAIQUAN White	DAY-quon
7	AKELO Stone	uh-KEE-loh
8	MALIK Rutherford	muh-LEEK
12	Aaron PHILO	FY-loh
13	SAVION Riley	SAY-vee-on
15	TAH'J Butler	TAH-jay
17	Josh BEETHAM	BEE-thum

22	TRELAIN Maddox	TRAY-lin
23	Zachary TOBE	TOH-bee
39	Will KIKER	KY-ker
44	Kyle EFFORD	EE-ferd
44	Connor ROUSH	rowsh
48	Joseph STOEVER	STOH-ver
49	CHUMA OKYOE	CHEW-muh oh-KOY-yay
55	XAVIER CANALES	X-zay-vee-er cuh-NAHL-iss
58	TANA ALO-TUPUOLA	TAN-uh AH-loh too-poo-OHL-uh
64	Ryan PURVES	purvs
67	Joe FUSILE	FEW-sill

77	KEYLAN Rutledge	KEE-lin
80	Brett SEITHER	SY-ther
86	Kevin ROCHE, Jr.	roash
87	JAMAURI Brice	juh-MAUR-ee
90	Blake BELIN	BEE-lin
96	SHYMEIK Jones	SHY-meek
98	AMONTRAE Bradford	uh-MAHN-tray

Coaches

Allen MOGRIDGE	MOE-gridge
Chris WEINKE	WENG-kee

2025 ROSTERS

ALPHABETICAL		
NO.	NAME	POS.
16	Grady Adamson	QB
27	Chad Alexander	RB
33	Matthew Alexander	DL
85	Jordan Allen	WR
58	Tana Alo-Tupuola	OL
32	Jayden Barr	DB
17	Josh Beetham	TE
56	Jacob Benjamin	OL
90	Blake Belin	DL
42	Will Benton IV	LS
33	Aidan Birr	PK
8	Jordan Boyd	DL
98	Amontrae Bradford	DL
87	Jamauri Brice	WR
54	Jimmy Bryson	OL
15	Tah'j Butler	LB
88	J.T. Byrne	TE
55	Xavier Canales	OL
4	Isiah Canion	WR
72	Malachi Carney	OL
38	A.J. Cheeks	DB
93	Drew Cohen	DL
35	Carrington Coombs	DL
9	Omar Daniels	DB
45	Bayler Duncan	DB
44	Kyle Efford	LB
89	Chris Elko	WR
81	Cal Faulkner	WR
31	Fenix Felton	DB
79	Jordan Floyd	OL
34	Myles Forristall	LB
91	Andre Fuller, Jr.	DL
67	Joe Fusile	OL
74	Benjamin Galloway	OL
55	Christian Garrett	DL
6	Debron Gatling	WR
14	Jy Gilmore	DB
21	Daylon Gordon	RB
18	Ben Guthrie	QB
17	Jackson Hamilton	LB
15	Luke Harpring	TE
27	Tae Harris	DB
3	Ahmari Harvey	DB
84	Evan Haynes	WR
1	Jamal Haynes	RB
16	Kelvin Hill	DB
88	A.J. Hoffer	DL
26	Ben Hollerbach	DB
0	Malachi Hosley	RB
96	Shymeik Jones	DL
0	Melvin Jordan IV	LB
71	Peyton Joseph	OL

NUMERICAL							
NO.	NAME	POS.	HT.	WT.	CL.	HOMETOWN/HIGH SCHOOL (PREVIOUS COLLEGE)	
0	Malachi Hosley	RB	5-10	205	Jr.	Columbus, Ga./Northside H.S. (Penn)	
0	Melvin Jordan IV	LB	5-11	230	r-Jr.	St. Petersburg, Fla./Clearwater Central Catholic H.S. (Oregon State)	
1	Jamal Haynes	RB	5-9	190	r-Sr.	Loganville, Ga./Grayson H.S.	
1	Cayman Spaulding	LB	6-0	220	Jr.	Lithonia, Ga./Miller Grove H.S. (Tennessee Tech)	
2	E.J. Lightsey	LB	6-2	235	r-Jr.	Fitzgerald, Ga./Fitzgerald H.S. (Georgia)	
3	Ahmari Harvey	DB	6-0	195	r-Sr.	Tallahassee, Fla./Florida State Univ. School (Auburn)	
3	Eric Rivers	WR	5-11	180	r-Sr.	Chattanooga, Tenn./McCallie School (FIU)	
4	Isiah Canion	WR	6-4	215	So.	Warner Robins, Ga./Warner Robins H.S.	
4	Daiquan White	DB	5-10	180	Jr.	Fairburn, Ga./Creekside H.S. (Eastern Michigan)	
5	Clayton Powell-Lee	DB	6-2	200	Sr.	Atlanta, Ga./Westlake H.S.	
6	Debron Gatling	WR	5-11	200	r-Fr.	Alpharetta, Ga./Milton H.S. (South Carolina)	
6	Rodney Shelley	DB	5-11	180	Sr.	Fairburn, Ga./Langston Hughes H.S.	
7	Bailey Stockton	WR	5-11	185	r-So.	Bogart, Ga./Prince Avenue Christian School	
7	Akelo Stone	DL	6-2	290	r-Sr.	Savannah, Ga./Jenkins H.S. (Ole Miss)	
8	Jordan Boyd	DL	6-3	260	So.	Beech Island, S.C./Silver Bluff H.S.	
8	Malik Rutherford	WR	5-9	170	r-Sr.	Miami, Fla./Champagnat Catholic School	
9	Omar Daniels	DB	6-0	195	r-Sr.	Moultrie, Ga./Colquitt County H.S. (Kansas State)	
9	Zion Taylor	WR	6-0	205	r-So.	Norcross, Ga./Norcross H.S.	
10	Haynes King	QB	6-3	215	r-Sr.	Longview, Texas/Longview H.S. (Texas A&M)	
11	Brayden Manley	DL	6-2	255	Jr.	Vanceboro, N.C./West Craven H.S. (Mercer)	
11	Dean Patterson	WR	6-2	200	r-Sr.	Lutz, Fla./Steinbrenner H.S. (Florida International)	
12	Aaron Philo	QB	6-2	220	r-Fr.	Bogart, Ga./Prince Avenue Christian School	
13	Savion Riley	DB	6-2	215	r-Jr.	Acworth, Ga./Kennesaw Mountain H.S. (Colorado)	
13	Rahkeem Smith	WR	5-9	180	Sr.	Baltimore, Md./Calvert Hall College H.S. (Bowling Green)	
14	Jy Gilmore	DB	5-9	190	r-Sr.	Citra, Fla./North Marion H.S. (Georgia State)	
14	Graham Knowles	QB	6-7	230	r-Fr.	Southlake, Texas/Carroll H.S.	
15	Tah'j Butler	LB	6-1	230	So.	New Orleans, La./Edna Karr H.S.	
15	Luke Harpring	TE	6-3	240	r-Fr.	Atlanta, Ga./Marist School	
16	Grady Adamson	QB	6-2	215	Fr.	Edmond, Okla./Deer Creek H.S.	
16	Kelvin Hill	DB	5-10	190	So.	Carrollton, Ga./Carrollton H.S. (UAB)	
17	Josh Beetham	TE	6-5	255	r-Sr.	Yorkville, Ill./Yorkville H.S. (Michigan)	
17	Jackson Hamilton	LB	6-0	225	r-Sr.	Woodstock, Ga./Blessed Trinity H.S. (Louisville)	
18	Ben Guthrie	QB	5-10	175	r-So.	Alpharetta, Ga./Alpharetta H.S.	
18	Troy Stevenson IV	DB	5-11	180	r-Fr.	Huger, S.C./Philip Simmons H.S.	
20	J.P. Powell	RB	5-10	200	Fr.	Colquitt, Ga./Miller County H.S.	
21	Daylon Gordon	RB	5-9	190	r-Sr.	Eastman, Ga./Dodge County H.S.	
22	Trelain Maddox	RB	6-2	225	r-Fr.	Stone Mountain, Ga./Parkview H.S.	
22	D.J. Moore	DB	6-1	190	r-Jr.	Loganville, Ga./Archer H.S.	
23	Zachary Tobe	DB	6-2	195	Jr.	Ocoee, Fla./Ocoee H.S. (Illinois)	
24	Shane Marshall	RB	5-11	205	Fr.	Ocilla, Ga./Irwin County H.S.	
24	Ronald Triplette	DL	6-2	260	r-Sr.	Houston, Texas/Shadow Creek H.S. (UTSA)	
25	Dalen Penson	DB	5-11	175	Fr.	Peachtree City, Ga./Sandy Creek H.S.	
26	Ben Hollerbach	DB	5-10	190	r-Jr.	Savannah, Ga./Benedictine Military Academy	
27	Chad Alexander	RB	5-9	185	Jr.	Lawrenceville, Ga./Archer H.S.	
27	Tae Harris	DB	5-11	200	Fr.	Cedartown, Ga./Cedartown H.S.	
28	Elgin Sessions	DB	5-11	195	Fr.	Irmo, S.C./Dutch Fork H.S.	
29	Jon Mitchell	DB	5-11	185	r-Fr.	Jacksonville, Fla./Mandarin H.S. (Penn State)	
30	Lawson Pritchett	LB	6-3	220	r-Fr.	Mt. Pleasant, S.C./Rabun Gap-Nacoochee (Ga.) School	
31	Fenix Felton	DB	6-1	195	Fr.	McDounough, Ga./Eagle's Landing Christian Academy	
32	Jayden Barr	DB	5-11	200	Fr.	Covington, Ga./Eastside H.S.	
33	Matthew Alexander	DL	6-3	290	r-Sr.	Buford, Ga./Buford H.S. (UCF)	
33	Aidan Birr	PK	6-1	205	r-Jr.	Kennedale, Texas/Kennedale H.S.	

2025 ROSTERS

NO.	NAME	POS.	HT.	WT.	CL.	HOMETOWN/HIGH SCHOOL (PREVIOUS COLLEGE)	NO.	NAME	POS.
34	Myles Forristall	LB	6-0	230	r-So.	Cartersville, Ga./Cartersville H.S.	39	Will Kiker	DB
35	Carrington Coombs	DL	6-3	240	Fr.	Buford, Ga./Hebron Christian Academy	10	Haynes King	QB
36	Christian Pritchett	DB	6-2	195	So.	Harvey, La./St. Augustine H.S.	14	Graham Knowles	QB
37	Joseph Moseley	WR	6-0	195	r-Fr.	Marietta, Ga./Marietta H.S.	2	E.J. Lightsey	LB
38	A.J. Cheeks	DB	5-10	180	r-So.	Lawrenceville, Ga./Mountain View H.S.	78	Ethan Mackenny	OL
39	Will Kiker	DB	6-1	195	r-So.	Ellijay, Ga./Gilmer County H.S.	22	Trelain Maddox	RB
40	Joshua Taylor	P	6-3	220	r-So.	Sharpsburg, Ga./Trinity Christian School	11	Brayden Manley	DL
41	Landon Shaffer	PK	5-9	190	Fr.	Dallas, Ga./East Paulding H.S.	97	Landen Marshall	DL
42	Will Benton IV	LS	6-1	210	r-Sr.	Atlanta, Ga./Westminster Schools (SMU)	24	Shane Marshall	RB
44	Kyle Eford	LB	6-2	225	r-Jr.	Dacula, Ga./Dacula H.S.	29	Jon Mitchell	DB
44	Connor Roush	TE	6-4	235	Fr.	Atlanta, Ga./Wesleyan School	22	D.J. Moore	DB
45	Bayler Duncan	DB	6-0	210	r-Fr.	Cumming, Ga./South Forsyth H.S.	52	Harrison Moore	OL
47	Marshall Nichols	P	6-2	220	Sr.	Atlanta, Ga./Holy Innocents Episcopal School (UNLV)	95	Jason Moore	DL
48	Joseph Stoever	LS	6-2	210	r-So.	Savannah, Ga./Benedictine Military Academy	37	Joseph Moseley	WR
49	Chuma Okoye	DL	6-0	245	r-So.	Dacula, Ga./Dacula H.S.	47	Marshall Nichols	P
49	Ronnie Thomas	LS	5-10	215	r-Jr.	Warner Robins, Ga./Houston County H.S. (Kennesaw State)	94	Derry Norris, Jr.	DL
51	Kevin Peay, Jr.	OL	6-4	310	Fr.	Lancaster, S.C./Lancaster H.S.	49	Chuma Okoye	DL
52	Harrison Moore	OL	6-5	300	So.	Southlake, Texas/Carroll H.S.	11	Dean Patterson	WR
54	Jimmy Bryson	OL	6-4	300	Fr.	Crossville, Tenn./Baylor School	51	Kevin Peay, Jr.	OL
55	Xavier Canales	OL	6-4	300	Fr.	Marietta, Ga./Douglass H.S.	25	Dalen Penson	DB
55	Christian Garrett	DL	6-4	265	Fr.	Monroe, Ga./Prince Avenue Christian School	69	Josh Petty	OL
56	Jacob Benjamin	OL	6-4	305	r-So.	Flowery Branch, Ga./Cherokee Bluff H.S. (Army West Point)	12	Aaron Philo	QB
58	Tana Alo-Tupuola	OL	6-2	325	So.	Brownsburg, Ind./IMG (Fla.) Academy	20	J.P. Powell	RB
64	Ryan Purves	OL	6-3	305	r-Jr.	Marietta, Ga./Walton H.S.	5	Clayton Powell-Lee	DB
66	Will Reed	OL	6-5	310	r-Sr.	Redmond, Wash./Eastside Catholic H.S. (Princeton)	36	Christian Pritchett	DB
67	Joe Fusile	OL	6-4	305	r-Sr.	Richmond Hill, Ga./Richmond Hill H.S.	30	Lawson Pritchett	LB
69	Josh Petty	OL	6-6	285	Fr.	Milton, Ga./Fellowship Christian School	64	Ryan Purves	OL
70	Jameson Riggs	OL	6-5	310	r-Fr.	Douglasville, Ga./Hiram H.S.	83	Blake Ragsdale	TE
71	Peyton Joseph	OL	6-4	305	Fr.	Fort Valley, Ga./Houston County H.S.	66	Will Reed	OL
72	Malachi Carney	OL	6-4	335	r-Jr.	Pleasant Grove, Ala./Pleasant Grove H.S. (South Alabama)	70	Jameson Riggs	OL
74	Benjamin Galloway	OL	6-4	310	r-So.	Powder Springs, Ga./Hillgrove H.S.	13	Savior Riley	DB
75	Andrew Rosinski	OL	6-5	300	r-Fr.	Ball Ground, Ga./Creekview H.S. (North Carolina)	3	Eric Rivers	WR
77	Keylan Rutledge	OL	6-4	330	Sr.	Royston, Ga./Franklin County H.S. (Middle Tennessee)	86	Kevin Roche, Jr.	TE
78	Ethan Mackenny	OL	6-5	310	r-So.	Marietta, Ga./Lassiter H.S.	75	Andrew Rosinski	OL
79	Jordan Floyd	OL	6-6	325	r-Fr.	Lilburn, Ga./Parkview H.S.	44	Connor Roush	TE
80	Brett Seither	TE	6-5	240	r-Sr.	Clearwater, Fla./Clearwater Cent. Cath. H.S. (Georgia)	8	Malik Rutherford	WR
81	Cal Faulkner	WR	6-2	195	Fr.	Dahlonega, Ga./Lumpkin County H.S.	77	Keylan Rutledge	OL
83	Blake Ragsdale	TE	6-4	240	r-Fr.	Nashville, Tenn./Montgomery Bell Academy	80	Brett Seither	TE
84	Evan Haynes	WR	6-3	205	Fr.	Milton, Ga./Fellowship Christian School	28	Elgin Sessions	DB
85	Jordan Allen	WR	5-9	180	Fr.	Lawrenceville, Ga./Buford H.S.	41	Landon Shaffer	PK
86	Kevin Roche, Jr.	TE	6-9	255	Fr.	Darien, Conn./Darien H.S.	6	Rodney Shelley	DB
87	Jamauri Brice	WR	5-10	190	Fr.	Cartersville, Ga./Cartersville H.S.	13	Rahkeem Smith	WR
88	J.T. Byrne	TE	6-5	265	r-Sr.	Carmel-by-the-Sea, Calif./Carmel H.S. (Cal)	1	Cayman Spaulding	LB
88	A.J. Hoffer	DL	6-4	255	Jr.	Atlanta, Ga./Woodward Academy	18	Troy Stevenson IV	DB
89	Chris Elko	WR	6-1	205	r-So.	Roswell, Ga./Roswell H.S.	7	Bailey Stockton	WR
90	Blake Belin	DL	6-3	295	Fr.	Harlem, N.Y./Cardinal Hayes H.S.	48	Joseph Stoever	LS
91	Andre Fuller, Jr.	DL	6-3	240	Fr.	Grayson, Ga./Grayson H.S.	7	Akelo Stone	DL
93	Drew Cohen	DL	6-3	240	r-Fr.	Milton, Ga./Milton H.S.	40	Joshua Taylor	P
94	Derry Norris, Jr.	DL	6-4	290	Fr.	Daytona Beach, Fla./Spruce Creek H.S.	9	Zion Taylor	WR
95	Jason Moore	DL	6-2	300	r-Sr.	Hampton, Ga./Dutchtown H.S.	49	Ronnie Thomas	LS
96	Shymeik Jones	DL	6-5	310	r-So.	Camden, S.C./Camden H.S.	23	Zachary Tobe	DB
97	Landen Marshall	DL	6-2	295	r-Fr.	Andalusia, Ala./Andalusia H.S.	24	Ronald Triplette	DL
98	Amontrae Bradford	DL	6-5	255	So.	Statesboro, Ga./Statesboro H.S.	99	Jordan van den Berg	DL
99	Jordan van den Berg	DL	6-3	310	r-Sr.	Johannesburg, S. Africa/Providence Christian Academy (Penn State)	4	Daiquan White	DB

RECORD BREAKDOWN

Current Streak	Lost 2
Current Streak at Bobby Dodd	Lost 1
Current Road Streak	Won 1
Current Neutral Streak	Lost 1
Last Win	36-34 at Boston College (11/15/25)
Last Home Win	41-16 vs Syracuse (10/25/25)
Last Home Loss	
16-9 vs. No. 4 Georgia (11/28/25 - Mercedes-Benz Stadium)	
Last Win Away From Home	36-34 at Boston College (11/15/25)
Last True Road Win	36-34 at Boston College (11/15/25)
Last Loss Away from Home	48-36 at NC State (11/1/25)
Last True Road Loss	48-36 at NC State (11/1/25)

	Under Key	2025
Overall	27-19	9-3
Playing at home	14-9	5-2
Playing on the road	11-9	4-1
Playing at a neutral site	2-1	0-0
In bowl games	1-1	0-0
In overtime	1-1	0-0
More than 7 days to prepare	10-5	4-0

In August	3-0	1-0
In September	7-5	4-0
In October	9-5	3-0
In November	7-8	1-3
In December	1-1	0-0
In January	0-0	0-0

Outrushing opponent	21-3	7-0
When rushing for 300 yards	5-0	2-0
When rushing for 400 yards	0-0	0-0
When rushing for 500 yards	0-0	0-0
When rushing for 600 yards	0-0	0-0
Outrushed by opponent	5-16	2-3
When allowing 300 yards rushing	0-0	0-0
Rushing yards the same	1-0	0-0
Outpassing opponent	15-13	7-3
When passing for 300 yards	5-6	3-1
Outpassed by opponent	12-5	2-0
When allowing 300 yards passing	5-3	2-1
When allowing 400 yards passing	0-0	0-0

More total offense than opponent	18-6	6-0
When having 400+ total offense	15-6	7-1
When having 500+ total offense	7-2	3-1
When having 600+ total offense	3-0	2-0
Less total offense than opponent	9-13	3-3
When allowing 400+ total offense	9-12	3-2
When allowing 500+ total offense	2-4	1-1

Committing fewer turnovers	15-3	3-0
Committing more turnovers	5-11	5-2
Turnovers are even	7-5	1-1

< 30:00 of time of possession	11-6	3-2
> 30:00 of time of possession	16-13	6-1

Scoring first	18-11	6-1
Opponent scores first	9-8	3-2

Leading after the 1st quarter	16-8	7-1
Trailing after the 1st quarter	7-9	1-2
Tied after the 1st quarter	4-2	1-0
Leading at halftime	17-2	6-0
Trailing at halftime	6-17	1-3
Tied at halftime	4-0	2-0
Leading after the 3rd quarter	18-3	5-0
Trailing after the 3rd quarter	7-16	3-3
Tied after the 3rd quarter	2-0	1-0

Scoring 0-10 points	0-3	0-1
Scoring 11-20 points	0-5	0-0
Scoring 21-30 points	14-8	4-1
Scoring 31-40 points	4-2	2-1
Scoring 41-plus points	8-1	3-0

Opponent scores 0-10 points	1-0	0-0
Opponent scores 11-20 points	14-2	5-1
Opponent scores 21-30 points	9-1	3-0
Opponent scores 31-40 points	2-10	1-0
Opponent scores 41-plus points	1-6	0-2

GAMES PLAYED AND STARTS AT GEORGIA TECH

GAMES

NAME	'21	'22	'23	'24	'25	TOT.	CONS.
M. Rutherford	3	12	13	13	11	52	4
C. Powell-Lee	-	12	13	13	12	50	50
J. Haynes	2	9	13	13	12	49	40
J. Fusile	-	10	13	13	12	48	40
D. Gordon	-	10	10	13	12	45	29
R. Shelley	-	10	13	11	10	44	10
A. Harvey	-	9	11	13	9	42	3
K. Efford	-	4	12	10	12	39	12
J. Moore	-	10	3	13	12	38	25
A. Birr	-	-	12	13	12	37	37
O. Daniels	-	-	11	12	12	35	16
H. King	-	-	13	11	11	35	10
E. Mackenny	-	-	10	5	12	27	17
B. Stockton	-	-	2	13	11	26	2
C. Alexander	-	-	12	10	4	26	4
K. Rutledge	-	-	-	13	12	25	25
T. Butler	-	-	-	13	12	25	25
Z. Tobe	-	-	-	13	12	25	25
J. van den Berg	-	-	-	13	12	25	25
B. Seither	-	-	13	-	11	24	7
A. Stone	3	12	-	-	8	23	-
T. Alo-Tupuola	-	-	-	13	10	23	7
A. Bradford	-	-	-	11	12	23	17
I. Canion	-	-	-	10	12	22	22
J. Beethum	-	-	-	10	12	22	17
H. Moore	-	-	-	11	10	21	3
J. Boyd	-	-	-	10	11	21	6
C. Elko	-	-	-	9	12	21	20
E.J. Lightsey	-	-	-	9	12	21	19
W. Kiker	-	-	-	6	12	18	18
Z. Taylor	-	-	-	5	12	17	13
C. Pritchett	-	-	-	11	5	16	-
L. Harpring	-	-	-	4	12	16	12
S. Jones	-	-	-	2	11	13	9
J. Hamilton	-	-	-	13	-	13	-
B. Galloway	-	-	4	4	4	12	-
M. Hosley	-	-	-	-	12	12	12
C. Spaulding	-	-	-	-	12	12	12
E. Rivers	-	-	-	-	12	12	12
D. Patterson	-	-	-	-	12	12	12
B. Manley	-	-	-	-	12	12	12
K. Hill	-	-	-	-	12	12	12
S. Marshall	-	-	-	-	12	12	12
T. Harris	-	-	-	-	12	12	12
M. Nichols	-	-	-	-	12	12	12
R. Thomas	-	-	-	-	12	12	12
J. Riggs	-	-	-	-	12	12	12
M. Carney	-	-	-	-	12	12	12
J.T. Byrne	-	-	-	-	12	12	12
M. Jordan IV	-	-	-	-	11	11	-
D. White	-	-	-	-	11	11	1
E. Sessions	-	-	-	-	11	11	11
J.P. Powell	-	-	-	-	11	11	3
T. Maddox	-	-	-	2	9	11	8
M. Alexander	-	-	-	-	10	10	3
A. Fuller	-	-	-	-	10	10	1
A.J. Hoffer	-	-	-	-	10	10	10
R. Triplette	-	-	-	-	10	10	9
D. Penson	-	-	-	-	10	10	9
J. Gilmore	-	-	-	-	9	9	-
J. Allen	-	-	-	-	9	9	6
J. Petty	-	-	-	-	9	9	4
D.J. Moore	-	2	4	-	2	8	-
A. Philo	-	-	-	5	3	8	-
M. Forristall	-	-	-	-	8	8	3
P. Joseph	-	-	-	-	6	6	-
J. Mitchell	-	-	-	-	6	6	-
W. Benton	-	-	-	-	5	5	-
L. Marshall	-	-	-	-	4	4	-
B. Hollerbach	-	-	-	3	1	4	-
C. Garrett	-	-	-	-	3	3	-
S. Riley	-	-	-	-	4	4	3
D. Gatling	-	-	-	-	3	3	-
F. Felton	-	-	-	-	2	2	1
W. Reed	-	-	-	-	2	2	-
G. Knowles	-	-	-	-	1	1	-
C. Coombs	-	-	-	-	1	1	-
L. Shaffer	-	-	-	-	1	1	-
K. Peay	-	-	-	-	1	1	-
B. Belin	-	-	-	-	1	1	-
D. Cohen	-	-	-	-	1	1	-

STARTS

NAME	'22	'23	'24	'25	TOT.	CONS.
J. Fusile	8	13	13	12	46	38
J. Haynes	-	12	13	11	35	7
H. King	-	13	11	11	35	10
C. Powell-Lee	6	2	13	12	33	25
K. Efford	-	7	10	12	29	12
M. Rutherford	1	10	9	7	27	-
A. Harvey	-	6	13	7	26	-
K. Rutledge	-	-	13	12	25	25
E. Mackenny	-	9	1	12	22	13
J. van den Berg	-	-	7	12	19	14
O. Daniels	-	1	5	10	16	-
E.J. Lightsey	-	-	2	12	13	12
I. Canion	-	-	-	12	12	12
M. Carney	-	-	-	12	12	12
R. Shelley	-	2	4	6	12	5
Z. Tobe	-	-	-	11	11	1
E. Rivers	-	-	-	10	10	7
H. Moore	-	-	1	8	9	1
A.J. Hoffer	-	-	-	9	9	9
J. Gilmore	-	-	-	8	8	-
M. Alexander	-	-	-	8	8	1
J.T. Byrne	-	-	-	8	8	3
A. Bradford	-	-	-	6	6	2
B. Manley	-	-	-	5	5	-
J. Beetham	-	-	1	4	5	1
T. Alo-Tupuola	-	-	-	4	4	-
A. Fuller	-	-	-	4	4	-
T. Butler	-	-	1	2	3	-
B. Seither	-	1	-	2	3	-
K. Hill	-	-	-	3	3	-
B. Stockton	-	-	-	2	2	-
A. Stone	-	-	-	2	2	-
J. Moore	-	-	-	2	2	-
D. Patterson	-	-	-	1	1	-
A. Philo	-	-	-	1	1	-
J. Allen	-	-	-	1	1	-
C. Spaulding	-	-	-	1	1	1

CAREER HIGHS AT GEORGIA TECH

CHAD ALEXANDER

Rush Attempts: 10, twice - last at North Carolina (Oct. 12, 2024)
Rushing Yards: 61, at North Carolina (Oct. 12, 2024)
Rushing Touchdowns: 1, at North Carolina (Oct. 12, 2024)
Longest Rush: 28, at North Carolina (Oct. 12, 2024)
Receptions: 2, vs No. 12/11 Notre Dame (Oct. 19, 2024)
Receiving Yards: 18, vs No. 12/11 Notre Dame (Oct. 19, 2024)
Longest Reception: 12, vs No. 12/11 Notre Dame (Oct. 19, 2024)
Tackles: 1, 3x - last vs. No. 1 Georgia (Nov. 25, 2023)
Solo Tackles: 1 at No. 17 Miami (Oct. 7, 2023)
Fumbles Recovered: 1 at Wake Forest (Sept. 23, 2023)

MATTHEW ALEXANDER

Tackles: 4, twice - last vs No. 4 Georgia (Nov. 28, 2025)
Solo Tackles: 2, twice - last vs Virginia Tech (Oct. 11, 2025)
Fumbles Recovered: 1, vs Gardner-Webb (Sept. 6, 2025)

JORDAN ALLEN

Receptions: 6, vs. Syracuse (Oct. 25, 2025)
Receiving Yards: 110, at NC State (Nov. 1, 2025)
Longest Reception: 78, vs Gardner-Webb (Sept. 6, 2025)
Rush Attempts: 3, at Boston College (Nov. 15, 2025)
Rushing Yards: 65, at Boston College (Nov. 15, 2025)
Longest Rush: 54, at Boston College (Nov. 15, 2025)
Rushing Touchdowns: 1, at Boston College (Nov. 15, 2025)

JOSH BEETHAM

Receptions: 2, twice - last vs. Syracuse (Oct. 25, 2025)
Receiving Yards: 49, at Duke (Oct. 18, 2025)
Longest Reception: 49, at Duke (Oct. 18, 2025)
Receiving TDs: 2, vs. Syracuse (Oct. 25, 2025)
Longest Kick Return: 12, at Boston College (Nov. 15, 2025)

BLAKE BELIN

Tackles: 1, vs Gardner-Webb (Sept. 6, 2025)

AIDAN BIRR

Field Goals Made: 3, 9x - last vs No. 4 Georgia (Nov. 28, 2025)
Field Goal Attempts: 4, 3x - last at Boston College (Nov. 15, 2025)
Longest Field Goal Made: 55, vs. No. 12/11 Clemson (Sept. 13, 2025)

JORDAN BOYD

Tackles: 4, vs. Temple (Sept. 20, 2025)
Solo Tackles: 2, twice - last vs. Temple (Sept. 20, 2025)
Tackles for Loss: 1.5, vs No. 4 Georgia (Nov. 28, 2025)
Sacks: 1, vs No. 4 Georgia (Nov. 28, 2025)
Fumbles Recovered: 1, vs. Syracuse (Oct. 25, 2025)
QB Hurries: 1, vs Gardner-Webb (Sept. 6, 2025)

AMONTRAE BRADFORD

Tackles: 5, vs Gardner-Webb (Sept. 6, 2025)
Solo Tackles: 3, vs Gardner-Webb (Sept. 6, 2025)
Sacks: 2, vs Gardner-Webb (Sept. 6, 2025)
Tackles for Loss: 2 twice - last at Wake Forest (Sept. 27, 2025)
Blocked Kicks: 1, at Syracuse (Sept. 7, 2024)
Pass Breakups: 1, vs No. 4 Georgia (Nov. 28, 2025)

TAH'J BUTLER

Tackles: 8, vs. Temple (Sept. 20, 2025)
Solo Tackles: 5, vs. Temple (Sept. 20, 2025)
Tackles for Loss: 1.5, vs Gardner-Webb (Sept. 6, 2025)
Pass Breakups: 1, twice - last at Duke (Oct. 18, 2025)
Interceptions: 1, vs No. 4 Georgia (Nov. 28, 2025)

J.T. BYRNE

Receptions: 2, at NC State (Nov. 1, 2025)
Receiving Yards: 21, at Duke (Oct. 18, 2025)
Longest Reception: 21, at Duke (Oct. 18, 2025)
Receiving TDs: 1, at NC State (Nov. 1, 2025)

ISIAH CANION

Receptions: 5, vs. No. 12/11 Clemson (Sept. 13, 2025)
Receiving Yards: 70, at Wake Forest (Sept. 27, 2025)
Longest Reception: 42, vs Gardner-Webb (Sept. 6, 2025)
Receiving TDs: 2, vs. Pitt (Nov. 22, 2025)

OMAR DANIELS

Tackles: 10, vs No. 4 Georgia (Nov. 28, 2025)
Solo Tackles: 6, vs No. 4 Georgia (Nov. 28, 2025)
Tackles for Loss: 1.5, vs No. 4 Georgia (Nov. 28, 2025)
Pass Breakups: 1, 3x - last vs Duke (Oct. 5, 2024)
Interceptions: 1, vs No. 12/11 Clemson (Sept. 13, 2025)
Forced Fumbles: 1, vs No. 12/11 Clemson (Sept. 13, 2025)
Fumble Recoveries: 1, at Duke (Oct. 18, 2025)
Sacks: 0.5, vs. Pitt (Nov. 22, 2025)
Touchdowns: 1, at Duke (Oct. 18, 2025)

KYLE EFFORD

Tackles: 13 vs Georgia State (Aug. 31, 2024)
Solo Tackles: 6 vs. USF (Dec. 22, 2023 - Gasparilla Bowl)
Sacks: 1.0, 4x - last vs Virginia Tech (Oct. 11, 2025)
Tackles for Loss: 1.0, 4x - last vs Virginia Tech (Oct. 11, 2025)
Pass Breakups: 1, 4x - last vs Virginia Tech (Oct. 11, 2025)
Interceptions: 1 vs. Syracuse (Nov. 18, 2023)

CHRIS ELKO

Receptions: 1, vs. VMI (Sept. 14, 2024)
Receiving Yards: 41, vs. VMI (Sept. 14, 2024)
Longest Reception: 41, vs. VMI (Sept. 14, 2024)
Tackles: 2, vs Virginia Tech (Oct. 11, 2025)

FENIX FELTON

Tackles: 6, vs No. 4 Georgia (Nov. 28, 2025)
Solo Tackles: 4, vs No. 4 Georgia (Nov. 28, 2025)

MYLES FORRISTALL

Tackles: 2, vs Gardner-Webb (Sept. 6, 2025)

ANDRE FULLER

Tackles: 3, 3x - last vs Virginia Tech (Oct. 11, 2025)
Solo Tackles: 3, at Colorado (Aug. 29, 2025)
Tackles for Loss: 1.0, twice - last vs Gardner-Webb (Sept. 6, 2025)

CHRISTIAN GARRETT

Tackles: 4, vs Gardner-Webb (Sept. 6, 2025)
Solo Tackles: 2, vs Gardner-Webb (Sept. 6, 2025)
Sacks: 1, vs Gardner-Webb (Sept. 6, 2025)
Tackles for Loss: 1, vs Gardner-Webb (Sept. 6, 2025)

JY GILMORE

Tackles: 11, at Duke (Oct. 18, 2025)
Solo Tackles: 6, at Wake Forest (Sept. 27, 2025)
Sacks: 0.5, at Duke (Oct. 18, 2025)
Tackles for Loss: 1.5, at Duke (Oct. 18, 2025)
Pass Breakups: 2, at Duke (Oct. 18, 2025)

DAYLON GORDON

Rush Attempts: 2, vs. VMI (Sept. 14, 2024)
Rushing Yards: 47, vs. Temple (Sept. 20, 2025)
Longest Rush: 47, vs. Temple (Sept. 20, 2025)
Rushing TDs: 1, vs. Temple (Sept. 20, 2025)
Longest Kick Return: 12, vs. Vanderbilt (Dec. 27, 2024 - Birmingham Bowl)
Tackles: 3, at Virginia Tech (Oct. 26, 2024)
Blocked Kicks: 1 vs. Virginia (Oct. 20, 2022)

JACKSON HAMILTON

Tackles: 7, at No. 6 Georgia (Nov. 29, 2024)
Solo Tackles: 2, twice - last at No. 6 Georgia (Nov. 29, 2024)
Tackles for Loss: 1.0, at No. 19/20 Louisville (Sept. 21, 2024)

LUKE HARPRING

Receptions: 4, at NC State (Nov. 1, 2025)
Receiving Yards: 51, at NC State (Nov. 1, 2025)
Longest Reception: 27, twice - last at NC State (Nov. 1, 2025)
Longest Kickoff Return: 6, vs. Gardner-Webb (Sept. 6, 2025)

TAE HARRIS

Tackles: 4, vs. Syracuse (Oct. 25, 2025)
Solo Tackles: 3, vs. Temple (Sept. 20, 2025)
Pass Breakups: 1, twice - last vs. Temple (Sept. 20, 2025)
Fumbles Forced: 1, vs. Syracuse (Oct. 25, 2025)

AHMARI HARVEY

Tackles: 8, 3x - last , vs No. 4 Miami (Fla.) (Nov. 9, 2024)
Solo Tackles: 6, twice - last vs No. 10 Florida State (Aug. 24, 2024)
Tackles for Loss: 2, at Wake Forest (Sept. 27, 2025)
Fumbles Forced: 1, twice - last vs. VMI (Sept. 14, 2024)
Fumbles Recovered: 1 vs. Virginia (Oct. 20, 2022)
Pass Breakups: 2, twice - last vs. Pitt (Nov. 22, 2025)
Interceptions: 1, 4x - last vs Duke (Oct. 5, 2024)
Sacks: 1.0, vs. Pitt (Nov. 22, 2025)
Touchdowns: 1, vs Gardner-Webb (Sept. 6, 2025)

JAMAL HAYNES

Rush Attempts: 19, 3x - last at North Carolina (Oct. 12, 2024)
Rushing Yards: 170, at North Carolina (Oct. 12, 2024)
Rushing TDs: 2, 3x - last vs Gardner-Webb (Sept. 6, 2025)
Longest Rush: 68, at North Carolina (Oct. 12, 2024)
Receptions: 6, vs. Pitt (Nov. 22, 2025)
Receiving Yards: 56 vs. Louisville (Sept. 1, 2023)
Longest Reception: 46 vs. Louisville (Sept. 1, 2023)
Receiving TDs: 1, 4x - last at No. 6 Georgia (Nov. 29, 2024)

KELVIN HILL

Tackles: 5, twice - last vs. Pitt (Nov. 22, 2025)
Solo Tackles: 5, vs. Pitt (Nov. 22, 2025)
Tackles for Loss: 2.5, vs Gardner-Webb (Sept. 6, 2025)
Pass Breakups: 1, twice - last at NC State (Nov. 1, 2025)

A.J. HOFFLER

Tackles: 4, twice - last vs No. 4 Georgia (Nov. 28, 2025)
Solo Tackles: 3, vs No. 4 Georgia (Nov. 28, 2025)
Sacks: 1, vs Virginia Tech (Oct. 11, 2025)
Tackles for Loss: 1, twice - last vs No. 4 Georgia (Nov. 28, 2025)

MALACHI HOSLEY

Rush Attempts: 15, at Boston College (Nov. 15, 2025)
Rushing Yards: 129, vs Virginia Tech (Oct. 11, 2025)
Rushing TDs: 2, vs Gardner-Webb (Sept. 6, 2025)
Longest Rush: 55, vs Gardner-Webb (Sept. 6, 2025)
Receptions: 3, at Boston College (Nov. 15, 2025)
Receiving Yards: 47, at Boston College (Nov. 15, 2025)
Longest Reception: 35, at Boston College (Nov. 15, 2025)

SHYMEIK JONES

Tackles: 2, twice - last vs. Temple (Sept. 20, 2025)

MELVIN JORDAN IV

Tackles: 6, vs. Temple (Sept. 20, 2025)
Solo Tackles: 2, twice - last vs Gardner-Webb (Sept. 6, 2025)
Sacks: 0.5, vs Gardner-Webb (Sept. 6, 2025)

WILL KIKER

Tackles: 3, vs Gardner-Webb (Sept. 6, 2025)
Solo Tackles: 2, vs Gardner-Webb (Sept. 6, 2025)

HAYNES KING

Rushing Attempts: 25, vs. No. 12/11 Clemson (Sept. 13, 2025)
Rushing Yards: 156, at Colorado (Aug. 29, 2025)
Rushing TDs: 3, twice - last at Colorado (Aug. 29, 2025)
Longest Rush: 71 vs. Boston College (Oct. 21, 2023)
Pass Attempts: 42, at Wake Forest (Sept. 27, 2025)
Pass Completions: 29, at Syracuse (Sept. 7, 2024)
Passing Yards: 408, at NC State (Nov. 1, 2025)
Passing TDs: 4, 3x - last vs. No. 17 North Carolina (Oct. 28, 2023)
Longest Pass: 71, at Boston College (Nov. 15, 2025)

GRAHAM KNOWLES

Pass Attempts: 1, vs Gardner-Webb (Sept. 6, 2025)
Pass Completions: 1, vs Gardner-Webb (Sept. 6, 2025)
Passing Yards: 84, vs Gardner-Webb (Sept. 6, 2025)
Passing TDs: 1, vs Gardner-Webb (Sept. 6, 2025)
Longest Pass: 84, vs Gardner-Webb (Sept. 6, 2025)

E.J. LIGHTSEY

Tackles: 12, vs No. 4 Georgia (Nov. 28, 2025)
Solo Tackles: 6, twice - last vs No. 4 Georgia (Nov. 28, 2025)
Tackles for Loss: 1, at NC State (Nov. 1, 2025)
Sacks: 1, at NC State (Nov. 1, 2025)
Interceptions: 1, vs. NC State (Nov. 21, 2024)



CAREER HIGHS AT GEORGIA TECH

TRELAIN MADDOX

Rush Attempts: 9, vs. VMI (Sept. 14, 2024)
Rushing Yards: 53, vs. VMI (Sept. 14, 2024)
Rushing TDs: 1, vs. VMI (Sept. 14, 2024)
Longest Rush: 14, vs. VMI (Sept. 14, 2024)
Receptions: 1, twice - last vs Virginia Tech (Oct. 11, 2025)
Receiving Yards: 9, at No. 19/20 Louisville (Sept. 21, 2024)
Longest Reception: 9, at No. 19/20 Louisville (Sept. 21, 2024)
Longest Kick Return: 11, at Boston College (Nov. 15, 2025)
Tackles: 1, 3x - last at NC State (Nov. 1, 2025)

BRAYDEN MANLEY

Tackles: 3, twice - last at NC State (Nov. 1, 2025)
Solo Tackles: 2, twice - last at NC State (Nov. 1, 2025)
Sacks: 1, vs No. 4 Georgia (Nov. 28, 2025)
Tackles for Loss: 1, vs No. 4 Georgia (Nov. 28, 2025)
Pass Breakups: 1, at Colorado (Aug. 29, 2025)

LANDEN MARSHALL

Tackles: 2, vs. Syracuse (Oct. 25, 2025)
Solo Tackles: 1, vs. Syracuse (Oct. 25, 2025)

SHANE MARSHALL

Rush Attempts: 1, twice - last vs. Syracuse (Oct. 25, 2025)
Rushing Yards: 8, vs. Syracuse (Oct. 25, 2025)
Longest Rush: 8, vs. Syracuse (Oct. 25, 2025)
Longest Kick Return: 27, at Boston College (Nov. 15, 2025)

JON MITCHELL

Tackles: 2, 3x last - vs. Syracuse (Oct. 25, 2025)
Solo Tackles: 2, vs. Syracuse (Oct. 25, 2025)

D.J. MOORE

Tackles: 3, vs Gardner-Webb (Sept. 6, 2025)
Solo Tackles: 2, vs Gardner-Webb (Sept. 6, 2025)

JASON MOORE

Tackles: 5, twice - last vs. Syracuse (Oct. 25, 2025)
Solo Tackles: 1, 10x - last vs. Syracuse (Oct. 25, 2025)
Sacks: 1.0, twice - last at North Carolina (Nov. 19, 2022)
Tackles for Loss: 1.0, 3x - last vs No. 12/11 Notre Dame (Oct. 19, 2024)
Fumbles Forced: 1, twice - last vs. Syracuse (Oct. 25, 2025)
Pass Breakups: 1, twice - last vs No. 4 Georgia (Nov. 28, 2025)

MARSHALL NICHOLS

Punts: 4, 4x - last vs No. 4 Georgia (Nov. 28, 2025)
Longest Punt: 64, vs. Temple (Sept. 20, 2025)
Inside the 20: 4, at Wake Forest (Sept. 27, 2025)
Punt Avg.: 59.5, vs. Syracuse (Oct. 25, 2025)
Passing Attempts: 1, at Wake Forest (Sept. 27, 2025)
Passing Completions: 1, at Wake Forest (Sept. 27, 2025)
Passing Yards: 5, at Wake Forest (Sept. 27, 2025)

DERRY NORRIS

Tackles: 1, vs Gardner-Webb (Sept. 6, 2025)

DEAN PATTERSON

Receptions: 3, vs Gardner-Webb (Sept. 6, 2025)
Receiving Yards: 87, vs Gardner-Webb (Sept. 6, 2025)
Receiving TDs: 1, twice - last vs. Syracuse (Oct. 25, 2025)
Longest Reception: 84, vs Gardner-Webb (Sept. 6, 2025)

DALEN PENSON

Tackles: 1, vs. Temple (Sept. 20, 2025)
Solo Tackles: 1, vs. Temple (Sept. 20, 2025)

AARON PHILO

Rushing Attempts: 7, vs. NC State (Nov. 21, 2024)
Rushing Yards: 57, vs. NC State (Nov. 21, 2024)
Longest Rush: 18, vs. NC State (Nov. 21, 2024)
Rushing TDs: 1, vs. NC State (Nov. 21, 2024)
Passing Attempts: 33, vs. NC State (Nov. 21, 2024)
Passing Completions: 21, vs Gardner-Webb (Sept. 6, 2025)
Passing Touchdowns: 1, twice
- last vs Gardner-Webb (Sept. 6, 2025)
Passing Yards: 373, vs Gardner-Webb (Sept. 6, 2025)
Longest Pass: 78, vs Gardner-Webb (Sept. 6, 2025)

J.P. POWELL

Rush Attempts: 4, vs Gardner-Webb (Sept. 6, 2025)
Rushing Yards: 61, vs. Temple (Sept. 20, 2025)
Rushing TDs: 1, vs Gardner-Webb (Sept. 6, 2025)
Longest Rush: 61, vs. Temple (Sept. 20, 2025)
Tackles: 1, twice - last vs Virginia Tech (Oct. 11, 2025)

CLAYTON POWELL-LEE

Tackles: 14 at Florida State (Oct. 29, 2022)
Solo Tackles: 7 at Florida State (Oct. 29, 2022)
Tackles for Loss: 1.0, twice - last at No. 6 Georgia (Nov. 29, 2024)
Fumbles Forced: 1, vs Gardner-Webb (Sept. 6, 2025)
Fumbles Recovered: 1, 3x - last at No. 1 Georgia (Nov. 26, 2022)
Interceptions: 1, twice - last vs. Louisville (Sept. 1, 2023)
Pass Breakups: 2 vs. Louisville (Sept. 1, 2023)
QB Hurries: 1, twice - last at Duke (Oct. 18, 2025)
Sacks: 1, at No. 6 Georgia (Nov. 29, 2024)

CHRISTIAN PRITCHETT

Tackles: 2, twice - last vs. Temple (Sept. 20, 2025)
Solo Tackles: 1, vs Gardner-Webb (Sept. 6, 2025)

SAVION RILEY

Tackles: 3, at Colorado (Aug. 29, 2025)
Solo Tackles: 2, at Colorado (Aug. 29, 2025)

ERIC RIVERS

Receptions: 8, at Wake Forest (Sept. 27, 2025)
Receiving Yards: 119, at Boston College (Nov. 15, 2025)
Receiving TDs: 1, at Wake Forest (Sept. 27, 2025)
Longest Reception: 68, at NC State (Nov. 1, 2025)
Rushing Attempt: 2, at Colorado (Aug. 29, 2025)
Rushing Yards: 34, at Colorado (Aug. 29, 2025)
Longest Rush: 27, at Colorado (Aug. 29, 2025)
Longest Punt Return: 46, vs Virginia Tech (Oct. 11, 2025)

MALIK RUTHERFORD

Receptions: 8, vs Duke (Oct. 5, 2024)
Receiving Yards: 131 vs Georgia State (Aug. 31, 2024)
Longest Reception: 71, at Boston College (Nov. 15, 2025)
Receiving TDs: 2 vs. No. 17 North Carolina (Oct. 28, 2023)
Rushing Attempt: 2, 4x - last at Boston College (Nov. 15, 2025)
Rushing Yards: 29, vs. Vanderbilt (Dec. 27, 2024 - Birmingham Bowl)
Longest Rush: 29, vs. Vanderbilt (Dec. 27, 2024 - Birmingham Bowl)

BRETT SEITHER

Receptions: 4, at NC State (Nov. 1, 2025)
Receiving Yards: 73, at NC State (Nov. 1, 2025)
Receiving TDs: 2 vs. No. 17 North Carolina (Oct. 28, 2023)
Longest Reception: 35 vs. No. 17 North Carolina (Oct. 28, 2023)

ELGIN SESSIONS

Tackles: 1, twice - last vs. Syracuse (Oct. 25, 2025)
Solo Tackles: 1, vs Gardner-Webb (Sept. 6, 2025)

RODNEY SHELLEY

Tackles: 8, twice - last at Boston College (Nov. 15, 2025)
Solo Tackles: 8, at Boston College (Nov. 15, 2025)
Blocked Kicks: 1, at Clemson (Nov. 11, 2023)
Tackles for Loss: 3.0, at Virginia Tech (Oct. 26, 2024)
Pass Breakups: 2 vs. No. 1 Georgia (Nov. 25, 2023)
Interceptions: 1 vs Virginia Tech (Oct. 11, 2025)
Longest Punt Return: 26 vs. VMI (Sept. 14, 2024)

CAYMAN SPAULDING

Tackles: 6, 4x - last vs No. 4 Georgia (Nov. 28, 2025)
Solo Tackles: 5, vs. Pitt (Nov. 22, 2025)
Tackles for Loss: 2.0, vs. Pitt (Nov. 22, 2025)
Sacks: 2.0, vs. Pitt (Nov. 22, 2025)
Forced Fumbles: 1, vs. Pitt (Nov. 22, 2025)
Pass Breakups: 1, vs. Temple (Sept. 20, 2025)

BAILEY STOCKTON

Receptions: 5, vs. NC State (Nov. 21, 2024)
Receiving Yards: 54, vs. NC State (Nov. 21, 2024)
Receiving TDs: 1, vs. Vanderbilt (Dec. 27, 2024 - Birmingham Bowl)
Rushing Attempts: 1, three times - last at Colorado (Aug. 29, 2025)
Rushing Yards: 7, vs. Vanderbilt (Dec. 27, 2024 - Birmingham Bowl)
Longest Rush: 7, vs. Vanderbilt (Dec. 27, 2024 - Birmingham Bowl)
Longest Reception: 33, vs. Syracuse (Oct. 25, 2025)
Longest Punt Return: 28 vs. Vanderbilt (Dec. 27, 2024 - Birmingham Bowl)
Longest Kick Return: 23 at No. 19/20 Louisville (Sept. 21, 2024)

AKELO STONE

Tackles: 4, 3x - last at NC State (Nov. 1, 2025)
Solo Tackles: 3, 3x - last vs Gardner-Webb (Sept. 6, 2025)
Tackles for Loss: 2.0, twice - last vs Gardner-Webb (Sept. 6, 2025)
Sacks: 2.0, vs Gardner-Webb (Sept. 6, 2025)

JOSHUA TAYLOR

Punt Attempts: 1 at No. 17/19 Ole Miss (Sept. 16, 2023)
Punt Yards: 40 at No. 17/19 Ole Miss (Sept. 16, 2023)
Longest Punt: 40 at No. 17/19 Ole Miss (Sept. 16, 2023)

ZION TAYLOR

Receptions: 3, vs Gardner-Webb (Sept. 6, 2025)
Receiving Yards: 58, vs Gardner-Webb (Sept. 6, 2025)
Longest Reception: 45, vs Gardner-Webb (Sept. 6, 2025)
Receiving TDs: 1, at NC State (Nov. 1, 2025)
Longest Kick Return: 15, vs. Duke (Oct. 5, 2024)

ZACHARY TOBE

Tackles: 7, vs. Vanderbilt (Dec. 27, 2024 - Birmingham Bowl)
Solo Tackles: 6, vs. Vanderbilt (Dec. 27, 2024 - Birmingham Bowl)
Tackles for Loss: 2.0, vs. Vanderbilt
(Dec. 27, 2024 - Birmingham Bowl)
Pass Breakups: 2, vs. VMI (Sept. 14, 2024)

RONALD TRIPLETTE

Tackles: 4, vs. Temple (Sept. 20, 2025)
Solo Tackles: 2, vs Virginia Tech (Oct. 11, 2025)
Tackles for Loss: 1.0, 3x - last vs Virginia Tech (Oct. 11, 2025)
Sacks: 1.0, vs. Temple (Sept. 20, 2025)

JORDAN VAN DEN BERG

Tackles: 6, at Boston College (Nov. 15, 2025)
Solo Tackles: 4, vs. Syracuse (Oct. 25, 2025)
Tackles for Loss: 2.0, 3x - last vs. Pitt (Nov. 22, 2025)
Sacks: 1.0, vs Duke (Oct. 5, 2024)
Blocked Kicks: 1, vs Gardner-Webb (Sept. 6, 2025)

DAIQUAN WHITE

Tackles: 4, vs. Temple (Sept. 20, 2025)
Solo Tackles: 3, vs. Temple (Sept. 20, 2025)
Tackles for Loss: 1.0, twice - last vs. Temple (Sept. 20, 2025)
Pass Breakups: 1, twice - last at Duke (Oct. 18, 2025)



STARTING LINEUPS, ETC.

2025 OFFENSIVE STARTERS

	QB	RB	WR	WR	WR	TE	LT	LG	C	RG	RT
Colorado	King	Haynes	Rutherford	Rivers	Stockton	Canion*	Mackenny	Fusile	Moore	Rutledge	Carney
Gardner-Webb	Philo	Haynes	Canion	Rivers	Beetham**	Byrne	Mackenny	Fusile	Moore	Rutledge	Carney
Clemson	King	Haynes	Rutherford	Rivers	Canion	Byrne	Mackenny	Fusile	Moore	Rutledge	Carney
Temple	King	Haynes	Rutherford	Patterson	Canion	Seither	Mackenny	Fusile	Moore	Rutledge	Carney
Wake Forest	King	Hosley	Rutherford	Canion	Beetham**	Byrne	Mackenny	Fusile	Moore	Rutledge	Carney
Virginia Tech	King	Haynes	Rutherford	Rivers	Canion	Byrne	Mackenny	Fusile	Moore	Rutledge	Carney
Duke	King	Haynes	Rutherford	Rivers	Canion	Harpring	Mackenny	Fusile	Moore	Rutledge	Carney
Syracuse	King	Haynes	Stockton	Rivers	Canion	Byrne	Mackenny	Fusile	Alo-Tupuola	Rutledge	Carney
NC State	King	Haynes	Allen	Rivers	Canion	Beetham	Mackenny	Fusile	Alo-Tupuola	Rutledge	Carney
Boston College	King	Haynes	Canion	Rivers	Seither**	Byrne	Mackenny	Fusile	Alo-Tupuola	Rutledge	Carney
Pitt	King	Haynes	Rutherford	Rivers	Canion	Byrne	Mackenny	Fusile	Alo-Tupuola	Rutledge	Carney
Georgia	King	Haynes	Canion	Rivers	Beetham**	Byrne	Mackenny	Fusile	Moore	Rutledge	Carney

*Wide Receiver

**Tight End

2025 DEFENSIVE STARTERS

	DE	DT (NOSE)	DT	DE (RUSH)	LB	LB	NIC	SS	FS	CB	CB
Colorado	Garrett	van den Berg	Alexander	Manley	Efford	Lightsey	Gilmore	Daniels	Powell-Lee	Harvey	Tobe
Gardner-Webb	Garrett	van den Berg	Alexander	Manley	Efford	Lightsey	Gilmore	Daniels	Powell-Lee	Harvey	Tobe
Clemson	Garrett	van den Berg	Alexander	Manley	Efford	Lightsey	Gilmore	Daniels	Powell-Lee	Harvey	Tobe
Temple	Hoffler	van den Berg	Alexander	Manley	Efford	Lightsey	Gilmore	Daniels	Powell-Lee	Harvey	Tobe
Wake Forest	Hoffler	van den Berg	Alexander	Manley	Efford	Lightsey	Gilmore	Daniels	Powell-Lee	Harvey	Tobe
Virginia Tech	Hoffler	van den Berg	Alexander	Bradford	Efford	Lightsey	Gilmore	Daniels	Powell-Lee	Harvey	Tobe
Duke	Hoffler	van den Berg	Alexander	Bradford	Efford	Lightsey	Butler*	Gilmore	Powell-Lee	Shelley	Tobe
Syracuse	Hoffler	van den Berg	Moore	Bradford	Efford	Lightsey	Hill	Daniels	Powell-Lee	Shelley	Tobe
NC State	Hoffler	van den Berg	Moore	Bradford	Efford	Lightsey	Hill	Daniels	Powell-Lee	Shelley	Tobe
Boston College	Hoffler	van den Berg	Stone	Garrett	Efford	Lightsey	Butler*	Daniels	Powell-Lee	Shelley	Tobe
Pitt	Hoffler	van den Berg	Stone	Bradford	Efford	Lightsey	Hill	Gilmore	Powell-Lee	Harvey	Shelley
Georgia	Hoffler	van den Berg	Alexander	Bradford	Efford	Lightsey	Spaulding*	Daniels	Powell-Lee	Shelley	Tobe

*Linebacker

2025 GAME INFORMATION

	TECH CAPTAINS	COIN TOSS	GT KO/REC.	GT 1ST OFF. PLAY	GT 1ST POSSESSION	OPP. 1ST POSSESSION	KICKOFF TIME	GAME LENGTH	GT HELMET	GT JERSEY	GT PANTS
Colorado	King, Rutledge, Powell-Lee, van den Berg	CU	Rec	Rutherford 13-yard Rush	Fumble	TD	6:06	3:25	White	White	White
Gardner-Webb	Fusile, Gordon, Purves, Moore	GT	Kick	Incomplete	Fumble	Punt	4:07	3:22	Gold	Gold	White
Clemson	Efford, Haynes, Harvey, Byrne	CU	Rec.	9-yard pass King to Canion	Turnover on Downs	Fumble	12:08	3:17	White	White	White
Temple	Lightsey, Rutherford, Stone, Mackenny	TU	Kick	34-yard pass King to Haynes	Touchdown	Punt	5:05	3:15	Gold	Gray	Gray
Wake Forest	Alexander, Birr, Daniels, Rivers	WF	Rec.	4-yard pass King to Canion	Punt	Punt	12:07	3:59	White	White	Gold
Virginia Tech	Hosley, Triplete, Gilmore, Nichols	VT	Rec.	6-yard pass King to Rutherford	Touchdown	Punt	3:36	3:08	White	White	Gray
Duke	Shelley, Efford King, Beetham	DU	Rec.	-2-yard pass King to Rutherford	Punt	Fumble	12:10	3:24	Gold	White	Gold
Syracuse	van den Berd, King, Efford, Rutledge	SU	Rec.	15-yard pass King to Haynes	Fumble	Field Goal	12:11	3:32	White	Gold	White
NC State	Patterson, King, Efford, Powell-Lee	NCST	Kick	Haynes -2 yard rush	Touchdown	Touchdown	7:35	3:25	White	White	Gold
Boston College	Haynes, Fusile	BC	Rec.	3-yard pass King to Haynes	Punt	Punt	3:35	3:24	White	White	Gray
Pitt	Seither, Stone	Pitt	Rec.	Haynes 4-yd rush	Punt	Punt	7:07	3:34	Gold	White	White
Georgia	King, Rutledge, van den Berg, Gilmore	UGA	Rec.	Haynes -1-yd rush	Punt	Interception	3:45	3:09	White	White	Gold

TURNOVERS

GEORGIA TECH TAKEAWAYS

NO.	OPP.	QTR	TURNOVER	DEFENDER(S)	LED TO	PTS. OFF
1.	GWU	3	Fumble	C. Powell-Lee (FF) M. Alexander (FR)	Touchdown	7
2.	CLEM	1	Fumble	O. Daniels (FF) Z. Tobe (FR)	FG	3
3.	CLEM	3	Interception	Omar Daniels	Punt	0
4.	VT	3	Interception	Rodney Shelley	Blocked FG	0
5.	DUKE	1	Fumble	Omar Daniels (FR)*	Touchdown	7
6.	SYR	3	Fumble	Jason Moore (FF) J. Boyd (FR)	Punt	0
7.	UGA	1	Interception	Tah'J Butler	FG	3
					Points	20

* Defensive touchdown

GEORGIA TECH GIVEAWAYS

NO.	OPP.	QTR	TURNOVER	OFFENSIVE PLAYER	LED TO	PTS. OFF
1.	COLO	1st	Fumble	Haynes King	Touchdown	7
2.	COLO	1st	Fumble	Haynes King	Punt	0
3.	COLO	1st	Interception	Haynes King	Punt	0
4.	GWU	1st	Fumble	Aaron Philo	Touchdown	7
5.	GWU	1st	Interception	Aaron Philo	Punt	0
6.	TU	3rd	Fumble	Haynes King	Touchdown	7
7.	WF	4th	Fumble	Jamal Haynes	Field Goal	3
8.	SYR	1st	Fumble	Isiah Canion	Field Goal	3
9.	NCST	4th	Interception	Haynes King	End of Game	0
10.	BC	2nd	Fumble	Trelain Maddox	Punt	0
11.	Pitt	1st	Interception	Haynes King	Touchdown	7
12.	Pitt	3rd	Interception*	Haynes King	Touchdown*	7
13.	UGA	3rd	Interception	Haynes King	Punt	0
					Points	41

* Defensive touchdown



DRIVES

DRIVE CHART

DISPLAYED GEORGIA TECH/OPPONENT

	Possessions	TDs	FGs Made	FGs Missed	Fum.	Int.	Safety	Punt	Downs	Half	Game	80+yard Drives	3 and Out
Colorado	10/10	3/2	2/2	0/0		1/0	0/0	2/5	0/0	0/0	0/1	2/0	0/2
Gardner-Webb	13/14	7/2	1/0	0/1	1/1	1/0	0/0	1/8	1/0	1/0	0/1	3/0	0/4
Clemson	10/9	2/3	3/0	0/1	0/1	0/1	0/0	2/3	2/0	1/0	0/0	1/0	2/3
Temple	13/13	6/3	1/1	0/1	1/0	0/0	0/0	4/7	0/1	0/0	1/0	0/0	4/4
Wake Forest	14/14	3/3	3/3	0/1	1/0	0/0	0/0	4/6	2/0	1/1	0/0	0/1	0/4
Virginia Tech	10/10	4/3	2/0	1/0	0/0	0/1	0/0	2/4	0/1	0/1	1/0	3/0	2/1
Duke	9/9	2/2	2/1	0/1	0/1	0/0	0/0	3/3	0/1	1/0	1/0	1/2	1/1
Syracuse	11/10	5/2	2/1	0/0	1/1	0/0	0/0	2/4	0/2	0/0	1/0	0/1	1/3
NC State	10/10	4/6	3/2	1/0	0/0	1/0	0/0	1/2	0/0	0/0	0/0	0/1	1/2
Boston College	11/11	4/5	3/0	1/0	1/0	0/0	0/0	2/5	0/0	0/0	0/1	2/1	0/2
Pitt	13/13	4/5	0/0	0/1	0/0	2/0	0/0	4/5	3/1	0/0	0/1	0/0	4/2
Georgia	10/9	0/1	3/3	0/0	0/0	1/1	0/0	4/4	0/0	1/0	1/0	0/0	2/1
TOTALS	134/132	44/37	25/13	3/6	7/4	6/3	0/0	31/56	6/6	5/2	5/4	13/6	17/29

GEORGIA TECH SCORING DRIVES

	QTR	TD	FG	PLAYERS	PLAY	PL	YDS	TIME
1. Colorado	1	X		Aidan Birr	32-yd FG	13	84	6:30
	2	X		Haynes King	4-yd rush	10	80	5:57
	2	X		Aidan Birr	43-yd FG	9	49	1:39
	3	X		Haynes King	17-yd rush	11	75	5:46
2. GWU	4	X		Haynes King	45-yd rush	5	61	1:44
	1	X		Isiah Canion from Aaron Philo	11-yd pass	4	58	1:20
	2	X		Malachi Hosley	55-yd rush	2	61	:29
	2	X		Jamal Haynes	47-yd rush	3	94	1:07
3. Clemson	2	X		Jamal Haynes	1-yd rush	7	36	2:49
	3	X		Malachi Hosley	5-yd rush	5	25	2:19
	4	X		Aidan Birr	23-yd FG	8	57	3:17
	4	X		J.P. Powell	1-yd rush	3	86	1:36
4. Temple	4	X		Dean Patterson from Graham Knowles	84-yd pass	1	84	:12
	1	X		Aidan Birr	40-yd FG	4	7	1:34
	2	X		Jamal Haynes	5-yd rush	5	65	1:45
	2	X		Aidan Birr	42-yd FG	10	46	5:36
5. Wake Forest	4	X		Haynes King	1-yd rush	13	90	6:15
	4	X		Aidan Birr	55-yd FG	10	38	3:26
	1	X		Haynes King	17-yd rush	5	71	2:19
	1	X		Malik Rutherford from Haynes King	24-yd pass	5	63	1:49
6. Virginia Tech	1	X		Isiah Canion from Haynes King	37-yd pass	6	65	2:23
	3	X		Malachi Hosley	34-yd rush	4	75	2:06
	3	X		Malachi Hosley	2-yd rush	5	68	2:41
	4	X		Aidan Birr	32-yd FG	8	46	4:16
7. Duke	4	X		Daylon Gordon	47-yd rush	1	47	:09
	1	X		Aidan Birr	35-yd FG	7	22	2:34
	3	X		Eric Rivers from Haynes King	14-yd pass	13	78	4:49
	3	X		Haynes King	5-yd rush	10	65	3:58
8. Syracuse	4	X		Aidan Birr	19-yd FG	7	53	3:58
	4	X		Aidan Birr	33-yd FG	9	54	1:39
	OT	X		Haynes King	2-yd rush	4	25	---
	1	X		Haynes King	2-yd rush	9	80	4:01
9. NC State	1	X		Malik Rutherford from Haynes King	9-yd pass	6	38	2:36
	2	X		Aidan Birr	25-yd FG	12	90	6:16
	2	X		Aidan Birr	30-yd FG	9	62	3:09
	3	X		Malachi Hosley	15-yd rush	6	75	3:11
10. BC	4	X		Haynes King	26-yd rush	9	83	4:47
	3	X		Aidan Birr	40-yd FG	8	63	3:21
	4	X		Aidan Birr	23-yd FG	12	89	4:35
	4	X		Malachi Hosley	10-yd rush	9	72	5:01
11. Pitt	4	X		Haynes King	28-yd rush	4	71	:42
	1	X		Aidan Birr	20-yd FG	11	72	4:43
	2	X		Josh Beetham from Haynes King	21-yd pass	10	68	3:55
	2	X		Josh Beetham from Haynes King	13-yd pass	9	65	3:47
12. Georgia	2	X		Aidan Birr	22-yd FG	6	56	:44
	3	X		Dean Patterson from Haynes King	37-yd pass	7	75	3:17
	3	X		Haynes King	2-yd rush	5	65	2:39
	4	X		Haynes King	4-yd rush	7	46	4:10
1. Colorado	1	X		Haynes King	12-yd rush	4	75	2:00
	2	X		Aidan Birr	43-yd FG	9	44	3:05
	2	X		JT Byrne from Haynes King	2-yd pass	10	60	5:26
	3	X		Aidan Birr	23-yd FG	12	70	6:50
2. GWU	3	X		Aidan Birr	29-yd FG	5	71	2:04
	3	X		Haynes King	3-yd rush	7	75	2:41
	4	X		Zion Taylor from Haynes King	16-yd pass	8	76	1:40
	4	X		Malachi Holsey	27-yd rush	7	83	3:36
3. Clemson	2	X		Malik Rutherford from Haynes King	71-yd pass	4	84	1:58
	3	X		Aidan Birr	34-yd FG	14	55	7:23
	4	X		Aidan Birr	26-yd FG	10	66	2:27
	4	X		Jamal Haynes	2-yd rush	9	78	3:47
4. Temple	4	X		Jordan Allen	54-yd rush	1	54	:10
	4	X		Aidan Birr	23-yd FG	13	69	3:58
	2	X		Haynes King	5-yd rush	15	75	6:57
	2	X		Isiah Canion from Haynes King	5-yd pass	4	30	1:01
5. Wake Forest	4	X		Jamal Haynes	4-yd rush	7	63	3:10
	4	X		Isiah Canion from Haynes King	5-yd pass	6	38	2:10
	1	X		Aidan Birr	30-yd FG	7	24	4:27
	3	X		Aidan Birr	44-yd FG	6	27	3:02
6. Virginia Tech	4	X		Aidan Birr	41-yd FG	7	64	2:36

OPPONENT SCORING DRIVES

	QTR	TD	FG	PLAYERS	PLAY	PL	YDS	TIME
1. Colorado	1	X		D.Taylor from K.Salter	8-yd pass	5	36	2:27
	2	X		A.Mata	42-yd FG	8	51	2:54
	2	X		A.Mata	29-yd FG	8	39	4:15
	4	X		K. Salter	7-yd rush	15	75	6:49
2. GWU	1	X		A. Lowe from N. Hampton	1-yd pass	6	42	2:33
	4	X		C. Borders from C. Pennington	14-yd pass	7	75	1:57
3. Clemson	2	X		C. Klubnik	1-yd rush	16	75	6:57
	3	X		B. Wesco Jr. from C. Klubnik	73-yd pass	2	76	0:51
	4	X		A. Randall	2-yd rush	13	75	6:36
	4	X		A. Randall	2-yd rush	13	75	6:36
4. Temple	2	X		J. Ducker	2-yd rush	11	75	5:09
	3	X		J. Bermudez deom E. Simon	28-yd pass	2	31	:41
	4	X		C. Hardin	41-yd FG	8	52	3:25
	4	X		X. Irvin from G. McCoy	4-yd pass	13	75	5:12
5. Wake Forest	2	X		R. Ashford	4-yd rush	6	66	2:25
	2	X		D. Claiborne	27-yd rush	4	69	1:28
	2	X		C. Calvert	24-yd FG	9	83	2:49
	3	X		C. Calvert	24-yd FG	12	68	4:27
6. Virginia Tech	4	X		C. Calvert	29-yd FG	6	11	1:41
	OT	X		D. Claiborne	25-yd rush	1	25	---
	2	X		K. Drones	32-yd rush	2	46	:37
	3	X		J.Hairston from K.Drones	33-yd pass	9	75	3:26
7. Duke	4	X		J.Hairston from K.Drones	3-yd pass	11	75	6:56
	2	X		L. King from D. Mensah	20-yd pass	11	80	3:59
	3	X		T. Pelino	23-yd FG	15	50	8:43
	4	X		S. Hagans from D. Mensah	19-yd pass	7	75	:57
8. Syracuse	1	X		T. Woody	27-yd FG	5	33	3:23
	3	X		D. Gill Jr. from R. Collins	34-yd pass	2	75	:41
	4	X		W. Nixon	1-yd rush	16	89	5:39
	4	X		W. Nixon	1-yd rush	16	89	5:39
9. NC State	1	X		C. Hardy from CJ Bailey	5-yd pass	10	75	6:11
	1	X		CJ Bailey	11-yd rush	10	78	4:45
	2	X		C. Hardy	0-yd rush	7	75	3:24
	2	X		K. Vinesett	34-yd FG	8	46	:56
10. BC	3	X		W. Wilson	1-yd rush	3	75	1:10
	3	X		T. Hoffmann from CJ Bailey	55-yd pass	5	80	1:58
	4	X		K. Vinesett	37-yd FG	11	55	5:22
	4	X		J. Scott	30-yd rush	9	76	4:18
11. Pitt	2	X		T. Richard	1-yd rush	11	75	5:40
	2	X		K.Chudzinski from D.Loneragan	3-yd pass	10	93	1:04
	3	X		J.McDonald	14-yd rush	7	75	2:55
	3	X		R.Harris from D.Loneragan	18-yd pass	6	75	3:16
12. Georgia	4	X		T. Richard	43-yd rush	5	75	2:05
	1	X		K. Johnson from M. Heintschel	31-yd pass	3	69	:57
	1	X		J. Holmes from M. Heintschel	19-yd pass	6	55	2:31
	1	X		J. Goff	1-yd rush	4	28	1:55
1. Colorado	2	X		M. Heintschel	3-yd rush	8	69	3:13
	4	X		J. Turner	56-yd rush	4	75	2:10
	2	X		P. Woodring	22-yd FG	13	71	6:38
	2	X		Z. Branch from G. Stockton	7-yd pass	9	55	3:14
2. GWU	2	X		P. Woodring	30-YD FG	9	55	3:14
	4	X		P. Woodring	50-yd FG	11	42	5:23

TOUCHDOWN DRIVES SUMMARY	GT	OPP
Touchdown plays of 20-plus yards	15	13
Touchdown plays of 50-plus yards	4	3
Touchdown drives of 80-plus yards	9	4
Touchdown drives of 90-plus yards	2	1
Touchdown drives of 20 yards or less	-	-
Touchdown drives of 5:00 or more	6	9
Touchdown drives of 7:00 or more	-	-
Touchdown drives of 3:00 or less	25	18
Touchdown drives of 2:00 or less	15	11
Touchdown drives of 1:00 or less	5	5
Touchdown drives of 5 plays or less	21	15
Touchdown drives of 10 plays or more	8	12
Touchdown drives of 1 play	3	-
*does not include special teams, defensive or overtime touchdowns		

BIG PLAYS

GEORGIA TECH BIG PLAYS (20+ YARDS)

* Touchdown

NO.	OPPONENT	PLAYER(S)	PLAY	DOWN-DIST	YDS
1.	Colorado	Eric Rivers	Rush	2-6	27
2.		Malachi Hosley from Haynes King	Pass	1-15	24
3.		Haynes King	Rush	3-7	25
4.		Jamal Haynes from Haynes King	Pass	1-10	27
5.		Haynes King	Rush	2-6	45*
6.	Gardner-Webb	Brett Seither from Aaron Philo	Pass	1-10	26
7.		Jamal Haynes	Rush	1-10	20
8.		Malachi Hosley	Rush	2-4	55*
9.		Zion Taylor from Aaron Philo	Pass	2-8	45
10.		Jamal Haynes	Rush	1-10	47*
11.		Malik Rutherford from Aaron Philo	Pass	3-15	26
12.		Bailey Stockton from Aaron Philo	Pass	2-14	24
13.		Isiah Canion from Aaron Philo	Pass	1-10	42
14.		Jordan Allen from Aaron Philo	Pass	1-10	78
15.		Dean Patterson from Graham Knowles	Pass	1-10	84*
16.	Clemson	Eric Rivers from Haynes King	Pass	3-5	21
17.		Eric Rivers from Haynes King	Pass	3-8	42
18.		Jamal Haynes from Haynes King	Pass	2-8	27
19.	Temple	Jamal Haynes from Haynes King	Pass	1-10	34
20.		Malik Rutherford from Haynes King	Pass	1-10	24*
21.		Isiah Canion from Haynes King	Pass	1-10	37*
22.		Malachi Hosley	Rush	1-10	34*
23.		Jamal Haynes	Rush	1-10	47
24.		Daylon Gordon	Rush	1-10	47*
25.	Wake Forest	Haynes King	Rush	1-10	22
26.		Isiah Canion from Haynes King	Pass	1-10	37
27.		Isiah Canion from Haynes King	Pass	1-10	22
28.	Virginia Tech	Malachi Hosley	Rush	1-10	20
29.		Malachi Hosley	Rush	1-10	36
30.		Eric Rivers from Haynes King	Pass	1-10	22
31.		Luke Harpring from Haynes King	Pass	1-10	20
32.		Josh Beetham from Haynes King	Pass	4-1	31
33.		Brett Seither from Haynes King	Pass	1-10	29
34.		Haynes King	Rush	2-14	26*
35.	Duke	Isiah Canion from Haynes King	Pass	1-10	20
36.		Josh Beetham from Haynes King	Pass	1-10	49
37.		Isiah Canion from Haynes King	Pass	3-7	30
38.		J. T. Byrne from Haynes King	Pass	2-9	21
39.		Luke Harpring from Haynes King	Pass	1-10	24
40.		Haynes King	Rush	3-14	32
41.		Haynes King	Rush	1-10	28*
42.	Syracuse	Jordan Allen from Haynes King	Pass	1-10	34
43.		Josh Beetham from Haynes King	Pass	4-1	21*
44.		Malachi Hosley	Rush	1-10	20
45.		Haynes King	Rush	2-12	25
46.		Dean Patterson from Haynes King	Pass	1-10	37*
47.		Malachi Hosley	Rush	1-10	27
48.		Bailey Stockton from Haynes King	Pass	3-7	33
49.	NC State	Jordan Allen from Haynes King	Pass	2-12	50
50.		Brett Seither from Haynes King	Pass	1-10	26
51.		Luke Harpring from Haynes King	Pass	1-10	27
52.		Eric Rivers from Haynes King	Pass	1-10	68
53.		Jordan Allen from Haynes King	Pass	1-10	34
54.		Haynes King	Rush	1-10	23
55.		Brett Seither from Haynes King	Pass	3-7	30
56.	Boston College	Malachi Hosley	Rush	1-10	27*
57.		Eric Rivers from Haynes King	Pass	2-7	48
58.		Malik Rutherford from Haynes King	Pass	2-8	71*
59.		Malachi Hosley from Haynes King	Pass	3-15	35
60.		Eric Rivers from Haynes King	Pass	1-10	35
61.		Jordan Allen	Rush	1-10	54*
62.	Pitt	Brett Seither from Haynes King	Pass	1-10	21
63.		Isiah Canion from Haynes King	Pass	2-8	33
64.		Malik Rutherford from Haynes King	Pass	1-10	20
65.		Isiah Canion from Haynes King	Pass	1-10	24
66.		Bailey Stockton from Haynes King	Pass	1-10	25
67.	Georgia	Brett Seither from Haynes King	Pass	3-11	30
68.		Isiah Canion from Haynes King	Pass	2-2	28

OPPONENT BIG PLAYS (20+ YARDS)

* Touchdown

NO.	OPPONENT	PLAYER(S)	PLAY	DOWN-DIST	YDS
1.	Colorado	Q. Miller from K. Salteri	Pass	3-10	39
2.		M. Welch	Rush	1-10	22
3.		D. Taylor from K. Salter	Pass	1-10	21
4.	Gardner-Webb	Q. Holmes	Rush	1-10	26
5.		C. Lofton from C. Pennington	Pass	1-10	20
6.		S. Brady from C. Pennington	Pass	2-6	29
7.	Clemson	A. Randal	Rush	3-22	30
8.		J. Sapp from C. Klubnik	Pass	2-7	31
9.		B. Wesco Jr from C. Klubnik	Pass	2-7	73*
10.	Temple	E. Simon	Rush	1-10	34
11.		J. Bermudez from E. Simon	Pass	2-7	28*
12.		J. Bermudez from E. Simon	Pass	3-9	20
13.		J. Ducker	Rush	4-1	42
14.	Wake Forest	C. Barnes from R. Ashford	Pass	1-10	35
15.		S. Berkhalter from R. Ashford	Pass	3-7	39
16.		D. Claiborn	Rush	1-10	27*
17.		R. Ashford	Rush	1-10	24
18.		M. Mays Jr. from R. Ashford	Pass	3-4	37
19.		R. Ashford	Rush	1-10	29
20.		M. Mays Jr. from R. Ashford	Pass	1-10	28
21.		D. Claiborn	Rush	1-10	25*
22.	Virginia Tech	K. Drones	Rush	1-10	32*
23.		J. Hairston from K. Drones	Pass	4-9	33*
24.		M. Hawkins	Rush	1-10	28
25.		T. Heath from K. Drones	Pass	4-8	23
26.		T. Heath from K. Drones	Pass	1-10	20
27.		A. Greene from K. Drones	Pass	1-10	36
28.	Duke	C. Barkate from D. Mensah	Pass	1-10	35
29.		C. Barkate from D. Mensah	Pass	1-10	20
30.		C. Barkate from D. Mensah	Pass	2-1	20
31.		C. Barkate from D. Mensah	Pass	3-5	20
32.		L. King from D. Mensah	Pass	1-10	20*
33.		S. Hagans from D. Mensah	Pass	2-20	24
34.		C. Barkate from D. Mensah	Pass	1-10	21
35.		Q. Brown from D. Mensah	Pass	1-10	31
36.	Syracuse	Y. Willis	Rush	1-10	41
37.		J. Cook II from R. Collins	Pass	1-10	41
38.		D. Gill Jr. from R. Collins	Pass	1-10	34*
39.		D. Villari from R. Collins	Pass	1-10	35
40.		D. Gill Jr. from R. Collins	Pass	2-10	24
41.	NC State	C. Hardy from CJ Bailey	Pass	2-16	26
42.		T. Anderson from CJ Bailey	Pass	3-20	51
43.		N. Rogers from CJ Bailey	Pass	2-6	24
44.		J. Scott	Rush	1-10	69
45.		T. Hoffmann from CJ Bailey	Pass	3-6	55*
46.		J. Scott	Rush	1-10	30*
47.	Boston College	R. Harris from D. Longergan	Pass	3-8	57
48.		T. Richard	Rush	2-6	42
49.		R. Harris from D. Longergan	Pass	2-3	40
50.		T. Richard	Rush	4-1	37
51.		L. Bond from D. Longergan	Pass	1-10	32
52.		J. Franklin from D. Longergan	Pass	3-19	30
53.		T. Richard	Rush	1-10	43*
54.		L. Bond from D. Longergan	Pass	1-10	24
55.	Pitt	J. Turner	Rush	2-5	33
56.		K. Johnson from M. Heintschel	Pass	1-10	31*
57.		J. Turner	Rush	2-6	20
58.		R. Williams Jr from M. Heintschel	Pass	2-9	20
59.		J. Turner	Rush	1-10	56*
60.	Georgia	Z. Branch from G. Stockton	Pass	3-10	24
61.		N. Frazier	Rush	2-9	22
62.		Z. Branch from G. Stockton	Pass	3-4	23

BIG PLAYS FROM SCRIMMAGE SUMMARY

RUSH/CATCH	20-29	30-39	40-49	50-59	60-69	70+	TOTAL
Isiah Canion	5(0/5)	4(0/4)	-	-	-	-	9
Malachi Hosley	5(4/1)	3(2/1)	-	1(1/0)	-	-	9
Haynes King	6(6/0)	1(1/0)	1(1/0)	-	-	-	8
Eric Rivers	3(1/2)	1(0/1)	2(0/2)	-	1(0/1)	-	7
Brett Seither	4(0/4)	2(0/2)	-	-	-	-	6
Jamal Haynes	3(1/2)	1(0/1)	2(2/0)	-	-	-	6
Jordan Allen	-	2(0/2)	-	2(1/1)	-	1(0/1)	5
Malik Rutherford	3(0/3)	-	-	-	-	1(0/1)	4
Luke Harpring	3(0/3)	-	-	-	-	-	3
Josh Beetham	1(0/1)	1(0/1)	1(0/1)	-	-	-	3
Bailey Stockton	2(0/2)	1(0/1)	-	-	-	-	3
Dean Patterson	-	1(0/1)	-	-	-	1(0/1)	2
Zion Taylor	-	-	1(0/1)	-	-	-	1
Daylon Gordon	-	-	1(1/0)	-	-	-	1
J.T. Byrne	1(0/1)	-	-	-	-	-	1
Totals	36 (12/24)	17 (3/14)	8 (4/4)	3(2/1)	1(0/1)	3(0/3)	68
Opponents	30 (6/24)	20 (6/14)	6 (4/2)	4(1/3)	1(1/0)	1(0/1)	62
PASSING	20-29	30-39	40-49	50-59	60-69	70+	TOTAL
Haynes King	20	14	3	1	1	1	40
Aaron Philo	3	-	2	-	-	-	6
Graham Knowles	-	-	-	-	-	1	1
Totals	23	14	5	1	1	3	47
Opponents	21	14	2	3	-	1	40

THE LAST TIME IT HAPPENED ...

TEAM

	GEORGIA TECH	OPPONENT
Scored 50 Points	Sept. 6, 2025 vs. Gardner-Webb (59)	Nov. 20, 2021 by No. 6 Notre Dame (55)
Scored 50 Points, ACC Game	Nov. 28, 2020 vs. Duke (56)	Oct. 2, 2021 by Pitt (52)
Scored 35 Points, Half	Sept. 14, 2024 vs. VMI (38/1st)	Nov. 20, 2021 by No. 6 Notre Dame (45/1st)
Scored 28 Points, Quarter	Sept. 1, 2023 vs. Louisville (28/2nd)	Oct. 17, 2020 by No. 1 Clemson (2nd/35)
Scored 0 Points	Sept. 10, 2022 vs. No. 20/17 Ole Miss	Sept. 1, 2018 by Alcorn State
Scored 0 Points, Half	Oct. 7, 2023 vs. No. 17 Miami (Fla.)	Nov. 29, 2024 by No. 6 Georgia (1st)
Overcame 10-Point Deficit, Win	Nov. 15, 2025 at Boston College (28-17)	Nov. 29, 2024 by No. 6 Georgia (17-0)
Overcame 10-Point Halftime Deficit, Win	Sept. 27, 2025 at Wake Forest (17-3)	Nov. 29, 2024 by No. 6 Georgia (17-0)
40-Point Margin of Victory	Sept. 6, 2025 vs. Gardner-Webb (59-12)	Sept. 10, 2022 by No. 20/17 Ole Miss (42-0)
30-39-Point Margin of Victory	Sept. 9, 2023 vs. South Carolina State (48-13)	Sept. 5, 2022 by No. 4 Clemson (41-10)
Scored 30 Points or more, Loss	Nov. 1, 2025 at NC State (48-36)	Nov. 15, 2025 by Boston College (34)
Scored fewer than 10 Points, Win	Nov. 11, 2006 at North Carolina (7-0)	Dec. 2, 2006 by Wake Forest (9-6)
7 Touchdowns	Sept. 6, 2025 vs. Gardner-Webb (8)	Nov. 20, 2021 by No. 6 Notre Dame (7)
0 Touchdowns	Nov. 28, 2025 vs No. 4 Georgia	Sept. 1, 2018 by Alcorn State
5+ Rushing Touchdowns	Oct. 12, 2024 at North Carolina (5)	Sept. 16, 2023 by No. 17/19 Ole Miss (5)
4+ Passing Touchdowns	Sept. 14, 2024 vs. VMI (4)	Oct. 23, 2021 by Virginia (4)
Interception Return for TD	Nov. 21, 2024 vs. NC State; E.J. Lightsey (21 yards) (CJ Bailey pass)	Nov. 22, 2025 by Pitt; B. Lovelace (100 yards) (Haynes King pass)
Fumble Return for TD	Oct. 25, 2025 at Duke; Omar Daniels (95 yds)	Sept. 21, 2024 by No. 19/20 Louisville; Ramon Puryear (0 yds)
Punt Return for TD	Sept. 10, 2009 vs. Clemson; Jerrard Tarrant (85 yards)	Oct. 12, 2024 by North Carolina; Alijah Huzzie (69 yards)
Blocked Punt Return for TD	Sept. 27, 1997 vs. Clemson Block: Ajenavi Eziemefe; Rec: D'Jay Jones	Sept. 24, 2022 by UCF Block: Jarvis Ware; Rec: Quadric Bullard
Kickoff Return for TD	Nov. 13, 2021 vs. Boston College; Jahmyr Gibbs (98-yard return)	Sept. 8, 2018 by USF; Terrence Horne (98 yards) Sept. 8, 2018 by USF; Terrence Horne (97 yards)
2 Non-Offensive TDs	Nov. 8, 2014 at NC State (INT return, fumble return)	Sept. 21, 2024 by No. 19/20 Louisville (FG Block return; Fumble return)
4 Field Goals Made	Oct. 1, 2022 at No. 24 Pitt (4)	Oct. 30, 2021 by Virginia Tech (4)
3 Field Goals Missed	Sept. 4, 2021 vs. Northern Illinois (3)	Oct. 19, 2019 by Miami (3)
5 Field Goals Attempted	Dec. 31, 2011 vs. Utah (5)	Nov. 17, 2007 by North Carolina (5)
50-yard Field Goal Made	Sept. 13, 2025 vs No. 12/11 Clemson (Aidan Birr, 55 yards)	Nov. 28, 2025 by No. 4 Georgia (Peyton Woodring, 50 yards)
Missed PAT	Oct. 21, 2023 vs. Boston College	Sept. 6, 2025 by Gardner-Webb
Missed more than 1 PAT	Nov. 3, 2012 at Maryland (2)	Sept. 6, 2025 by Gardner-Webb(2)
Made 2-Point Conversion	Oct. 11, 2025 vs Virginia Tech (M. Rutherford from H. King)	Oct. 25, 2025 by Duke; (C.Barkate from D.Mensah)
Failed 2-Point Conversion	Nov. 15, 2025 at Boston College (H. King rush failed)	Nov. 15, 2025 by Boston College (D. Loneragan pass failed)
Two+ 2-Point Conversions Att.	Nov. 29, 2024 at No. 6 Georgia (7, 6 failed)	Nov. 29, 2024 by No. 6 Georgia (8, 6 failed)
Defensive Extra Point Scored	Nov. 6, 2021 at Miami (Fla.) Juanyeh Thomas 100-yard INT return (Tyler Van Dyke pass)	None recorded
Recorded Safety	Sept. 21, 2024 at No. 19/20 Louisville QB (Tyler Shough) fell in endzone	Nov. 28, 2020 by Duke GT fumbled a punt return into the endzone
Blocked Field Goal	Sept. 6, 2025 vs. Gardner-Webb Jordan van den Berg blocked C. Viorel's attempt	Oct. 11, 2025 by Virginia Tech Elhadji Fall blocked Aidan Birr's attempt
Blocked PAT	Nov. 5, 2022 at Virginia Tech (D'Quon Douse)	Oct. 23, 2021 at Virginia (N. Taylor)
Blocked Punt	Sept. 7, 2024 at Syracuse Amontrae Bradford blocked punt of J.Stonehouse	Sept. 24, 2022 by UCF Jarvis Ware blocked punt of David Shanahan
Blocked 2 Kicks/Punts	Sept. 6, 2025 vs Gardner-Webb (field goal/extra point)	Sept. 5, 2022 by No. 4 Clemson (2 punts)
30+ First Downs	Nov. 15, 2025 at Boston College (30)	Oct. 29, 2022 by Florida State (32)
10 (or fewer) First Downs	Nov. 27, 2021 vs. No. 1 Georgia (9)	Sept. 14, 2024 by VMI (5)
500-599 Yards Total Offense	Nov. 1, 2025 at NC State (559)	Nov. 15, 2025 by Boston College (537)
600+ Yards Total Offense	Nov. 15, 2025 at Boston College (628)	Oct. 29, 2022 by Florida State (642)
< 200 Yards Total Offense	Nov. 16, 2019 vs. Virginia Tech (134)	Sept. 14, 2024 by VMI (104)
< 100 Yards Total Offense	Nov. 18, 1961 at Alabama (96)	Oct. 9, 2004 by Maryland (82)
300+ Yards Total Offense, Half	Nov. 15, 2025 at Boston College (312/2nd)	Sept. 7, 2024 by Syracuse (334/1st)
< 50 Yards Total Offense, Half	Oct. 29, 2022 at Florida State (24/1st)	Sept. 14, 2024 by VMI (35/1st)
90 Offensive Plays	Sept. 4, 2017 vs. No. 25/24 Tennessee (20T) (96)	Oct. 9, 2021 by Duke (91)
50 (or fewer) Offensive Plays	Nov. 28, 2025 vs No. 4 Georgia (50)	Sept. 21, 2024 by No. 19/20 Louisville (46)
300-399 Yards Rushing	Sept. 20, 2025 vs. Temple (307)	Oct. 21, 2023 by Boston College (308)
400+ Yards Rushing	Nov. 3, 2018 at North Carolina (461)	Aug. 29, 2019 by No. 1 Clemson (411)
50 Yards (or less) Rushing	Nov. 27, 2004 at Georgia (24)	Sept. 14, 2024 by VMI (12)
0 Yards (or less) Rushing	1968 (two times – vs. Notre Dame and Navy)	Nov. 2, 2013 by Pittsburgh (-5)
60+ Rushing Attempts	Oct. 25, 2018 at Virginia Tech (78)	Sept. 10, 2022 by No. 20/17 Ole Miss (62)
30 (or fewer) Rushing Attempts	Nov. 28, 2025 vs No. 4 Georgia (23)	Nov. 15, 2025 by Boston College (26)
25+ Pass Completions	Nov. 22, 2025 vs Pitt (27)	Nov. 15, 2025 by Boston College (26)
5 (or fewer) Pass Completions	Nov. 24, 2018 at No. 5 Georgia (5)	Sept. 14, 2019 by The Citadel (1)

THE LAST TIME IT HAPPENED ...

TEAM

	GEORGIA TECH	OPPONENT
40+ Pass Attempts	Nov. 22, 2025 vs. Pitt (41)	Nov. 15, 2025 by Boston College (40)
10 (or fewer) Pass Attempts	Nov. 17, 2018 vs. Virginia (OT) (8)	Sept. 14, 2019 by The Citadel (4)
Threw 3 Interceptions	Nov. 11, 2023 at Clemson (4)	Nov. 21, 2024 by NC State (3)
300-399 Yards Passing	Nov. 15, 2025 at Boston College (371)	Nov. 15, 2025 by Boston College (362)
400+ Yards Passing	Nov. 1, 2025 at NC State (408)	Oct. 17, 2020 by No. 1 Clemson (500)
100 (or less) Yards Passing	Nov. 9, 2024 vs. No. 4 Miami (99)	Nov. 28, 2025 by Georgia (70)
Completed 70 Percent of Passes	Nov. 28, 2025 vs. Georgia (.704, 19-of-27)	Nov. 22, 2025 by Pitt (.741, 20-of-27)
5+ Fumbles	Oct. 13, 2018 vs. Duke (6)	Oct. 25, 2014 by Pittsburgh (7)
4+ Fumbles Lost	Sept. 23, 2017 vs. Pittsburgh (4)	Nov. 28, 2020 by Duke (4)
5 Turnovers	Sept. 26, 2020 vs. Syracuse (5)	Sept. 23, 2023 by Wake Forest (5)
0 Turnovers	Oct. 18, 2025 at Duke	Nov. 22, 2025 by Pitt
10 Penalties	Sept. 6, 2025 vs. Gardner-Webb (12)	Oct. 11, 2025 by Virginia Tech (10)
2 (or fewer) Penalties	Sept. 16, 2023 at No. 17/19 Ole Miss (0)	Aug. 24, 2024 by No. 10 Florida State (1)
100+ Penalty Yards	Sept. 23, 2023 at Wake Forest (142)	Sept. 30, 2023 (113)
10 (or fewer) Penalty Yards	Oct. 14, 2017 vs. No. 11/10 Miami (6)	Aug. 24, 2024 by No. 10 Florida State (10)
10 Punts	Oct. 20, 2022 vs. Virginia (10)	Oct. 26, 2024 by Virginia Tech (10)
0 Punts	Sept. 9, 2023 vs. South Carolina State	Oct. 29, 2022 by No. 10 Florida State
10 Third-Down Conversions	Sept. 16, 2023 at No. 17/19 Ole Miss (11)	Sept. 7, 2024 by Syracuse (10)
2+ Fourth-Down Conversions	Oct. 29, 2024 vs. No. 12/11 Notre Dame (3-of-5)	Nov. 15, 2025 by Boston College (2-of-2)
4 Fourth-Down Attempts	Oct. 26, 2024 at Virginia Tech (1-of-5)	Oct. 25, 2025 by Syracuse (2-of-4)
37:00 or higher TOP	Nov. 29, 2024 at No. 6 Georgia (37:11)	Sept. 20, 2025 by Temple (37:29)
15 Tackles for Loss	Sept. 1, 2007 at Notre Dame (19)	None Recorded
10 Sacks	Oct. 9, 1993 vs. Maryland (11)	None Recorded
5 Players to Score TD	Sept. 6, 2025 vs. Gardner-Webb (6)	Nov. 1, 2025 by NC State (5)
4 Players to Rush for TD	Oct. 9, 2020 vs. Louisville (4)	Nov. 1, 2025 by NC State (4)
3 Players to Catch TD Pass	Sept. 14, 2024 vs. VMI (4)	Nov. 29, 2024 by No. 6 Georgia (4)
2 Players to Throw TD Pass	Sept. 6, 2025 vs. Gardner-Webb (1 - Aaron Philo; 1 - Graham Knowles)	Sept. 6, 2025 by Gardner-Webb (1- Nate Hampton; 1 - Cole Pennington)
15-Play+ Touchdown Drive	Nov. 22, 2025 vs. Pitt (15)	Oct. 25, 2025 by Syracuse (16)
8-Minute+ Touchdown Drive	Nov. 9, 2024 vs. No. 4 Miami (10:45)	Oct. 29, 2024 by No. 12/11 Notre Dame (8:00)
90-Yard+ Touchdown Drive	Sept. 13, 2025 vs. No. 12/11 Clemson (90)	Nov. 15, 2025 by Boston College (93)
1-Play Touchdown Drive	Nov. 15, 2025 at Boston College (Jordan Allen - 54-yd run)	Oct. 5, 2024 by Duke (S. Hagans from M. Murphy - 65-yd pass)
TD on First Offensive Play of Game	Sept. 30, 2023 vs. Bowling Green (E. Singleton 53-yd pass from H. King)	Nov. 19, 2022 by No. 11/13 North Carolina (E. Green 80-yd rush)
Won an Overtime Game	Sept. 27, 2025 at Wake Forest (OT) (30-29)	Nov. 29, 2024 by No. 6 Georgia (80T) (44-42)
Game Won on Final Play	Sept. 27, 2025 at Wake Forest (Clayton Powell-Lee INT 2 pt. conversion in OT)	Nov. 29, 2024 by No. 6 Georgia (N. Frazier 2-yd rush in 8th overtime)

BOTH TEAMS COMBINED

90 Points	Oct. 5, 2018 at Louisville (97) (66-31)	6 Field Goals	Nov. 28, 2025 vs Georgia (6)
100+ Rushing Attempts	Oct. 9, 2021 at Duke (101)	5 Fumbles Lost	Sept. 23, 2017 vs. Pittsburgh (5)
20 (or fewer) Points	Nov. 28, 2015 vs. Georgia (20) (13-7)	4 Field Goals Missed	Oct. 20, 2012 vs. Boston College (4)
60 (or fewer) Rushing Att.	Sept. 9, 2006 vs. Samford (51)	10 Turnovers	Nov. 17, 1990 at Wake Forest (10)
10 (or fewer) Points	Nov. 11, 2006 at North Carolina (7) (7-0)	8 Field Goals Att.	Nov. 17, 2007 vs. North Carolina (8)
700+ Yards Passing	Nov. 15, 2025 at Boston College (733)	0 Turnovers	Sept. 7, 2024 at Syracuse
50 Points in a Half	Oct. 2, 2021 by Pitt (56)	50 First Downs	Nov. 15, 2025 at Boston College (54)
150 (or fewer) Passing Yds.	Nov. 3, 2012 at Maryland (146)	20 Penalties	Oct. 29, 2022 at Florida State (22)
0 Points in a Half	Nov. 11, 2006 at North Carolina (2nd)	25 (or fewer) First Downs	Oct. 18, 2008 at Clemson (24) (12-12)
50 Pass Completions	Nov. 15, 2025 at Boston College (52)	5 (or fewer) Penalties	Sept. 13, 2025 vs. No. 12/11 Clemson (5)
30 Points in a Quarter	Nov. 29, 2024 at No. 6 Georgia (31/4th)	1,000+ Yards Total Offense	Nov. 15, 2025 at Boston College (1,165)
20 (or fewer) Completions	Sept. 14, 2019 vs. The Citadel (8)	200 Penalty Yards	Oct. 29, 2022 at Florida State (211)
10+ Touchdowns	Nov. 22, 2025 vs. Pitt (10)	500 Yds (or fewer) Total Off.	Oct. 22, 2011 at Miami (473)
90 Pass Attempts	Oct. 26, 2002 vs. Virginia (101)	25 (or fewer) Penalty Yards	Oct. 22, 2011 at Miami (15)
0 Touchdowns	Dec. 2, 2006 vs. Wake Forest	160+ Offensive Plays	Sept. 19, 2020 vs. No. 14 UCF (173)
30 (or fewer) Pass Att.	Sept. 14, 2019 vs. The Citadel (17)	15+ Punts	Oct. 26, 2024 at Virginia Tech (17)
5 Touchdowns in a Quarter	Oct. 28, 2023 vs. No. 17 North Carolina (5/2nd)	120 (or fewer) Off. Plays	Nov. 28, 2025 vs Georgia (117)
5 Passes Intercepted	Nov. 11, 2023 at Clemson (5)	0 Punts	Dec. 5, 2009 vs. Clemson
8 Touchdowns in a Half	Oct. 2, 2021 by Pitt (8/1st)	600+ Yards Rushing	Oct. 28, 2023 vs. No. 17 North Carolina (615)
10 Fumbles	Oct. 13, 2018 vs. Duke (10)	10 Sacks	Nov. 10, 2007 at Duke (10)
		150 (or fewer) Rushing Yds.	Nov. 19, 2005 at Miami (150)



THE LAST TIME IT HAPPENED ...

INDIVIDUAL

	GEORGIA TECH	OPPONENT
30+ Rushing Attempts	Oct. 25, 2018 at Virginia Tech, Tobias Oliver (40)	Nov. 6, 2021 by Miami (Fla.), Jaylan Knighton (32)
150-199 Yards Rushing	Aug. 29, 2025 at Colorado, Haynes King (156)	Nov. 1, 2025 by NC State, Jayden "Duke" Scott (196)
200+ Yards Rushing	Oct. 25, 2018 at Virginia Tech, Tobias Oliver (215)	Nov. 22, 2025 by Pitt, Ja'Kyrian Turner (201)
50+ Pass Attempts	Oct. 6, 2005 vs. NC State, Reggie Ball (53)	Oct. 5, 2019 by North Carolina, Sam Howell (51)
40+ Pass Attempts	Nov. 22, 2025 vs. Pitt, Haynes King (41)	Nov. 15, 2025 by Boston College, Dylan Lonergeran (40)
25+ Pass Completions	Nov. 22, 2025 vs. Pitt, Haynes King (27)	Nov. 15, 2025 by Boston College, Dylan Lonergeran (26)
Threw 3 Interceptions	Nov. 11, 2023 at Clemson, Haynes King (4)	Nov. 21, 2024 by NC State, CJ Bailey (3)
300-399 Yards Passing	Nov. 15, 2025 at Boston College, Haynes King (371)	Nov. 15, 2025 by Boston College, Dylan Lonergeran (362)
400+ Yards Passing	Nov. 1, 2025 at NC State, Haynes King (408)	Oct. 17, 2020 by No. 1 Clemson, Trevor Lawrence (404)
Rushed & Passed for 100+ Yds.	Nov. 1, 2025 at NC State, Haynes King (103/408)	Oct. 21, 2023 vs. Boston College, Thomas Castellanos (128/255)
Rushed & Received for 100+ Yds.	Nov. 14, 2013 at Clemson Robert Godhigh (126/203)	Oct. 30, 1997 by North Carolina J. Linton (138/137)
300-399 Yards Total Offense	Oct. 25, 2025 vs Syracuse, Haynes King (395)	Nov. 15, 2025 by Boston College, Dylan Lonergeran (357)
400+ Yards Total Offense	Nov. 15, 2025 at Boston College, Haynes King (424)	Oct. 6, 2012 by Clemson, Tajh Boyd (460)
10+ Receptions	Oct. 7, 2006 vs. Maryland, Calvin Johnson (10)	Oct. 18, 2025 by Duke, Cooper Barkate (13)
100-199 Yards Receiving	Nov. 15, 2025 at Boston College Malik Rutherford (121) & Eric Rivers (119)	Nov. 15, 2025 by Boston College Reed Harris (142) & Lewis Bond (106)
200+ Yards Receiving	Oct. 4, 2008 vs. Duke, Demaryius Thomas (230)	Nov. 6, 2021 by Miami (Fla.), Charleston Rambo (210)
4+ Touchdowns Scored	Sept. 4, 2017 vs. No. 25/24 Tennessee (20T) TaQuon Marshall (5)	Sept. 4, 2017 by No. 25/24 Tennessee (20T) John Kelly (4)
3+ Touchdowns Rushing	Aug. 29, 2025 at Colorado, Haynes King (3)	Nov. 13, 2021 by Boston College, Phil Jurkovec (3)
3+ Touchdowns Receiving	Sept. 11, 2004 vs. Clemson, Calvin Johnson (3)	Nov. 29, 2008 by Georgia, Mohamed Massaquoi (3)
4+ Touchdowns Passing	Oct. 28, 2023 vs. No. 17 North Carolina, Haynes King (4)	Nov. 29, 2024 by No. 6 Georgia, Carson Beck (5)
Rushing & Receiving TDs	Nov. 18, 2023 vs. Syracuse, Jamal Haynes (1/1)	Nov. 1, 2025 by NC State, Cody Hardy (1/1)
Rushing & Passing TDs	Nov. 1, 2025 at NC State, Haynes King (2/2)	Nov. 1, 2025 by NC State, CJ Bailey (1/2)
Passing & Receiving TDs	Nov. 17, 2007 vs. North Carolina Taylor Bennett (1/1)	Nov. 18, 2017 by Duke Shaun Wilson (1/2)
3 Field Goals	Nov. 28, 2025 vs No. 4 Georgia Aidan Birr (3-of-3)	Nov. 28, 2025 by No. 4 Georgia Peyton Woodring (3-of-3)
4+ Field Goals	Oct. 1, 2022 at No. 24 Pitt Gavin Stewart (4-of-4)	Sept. 1, 2023 by Louisville Brock Travelstead (4-of-4)
5 Field Goal Attempts	Sept. 1, 2007 vs. Notre Dame Travis Bell (5)	Oct. 30, 2021 by Virginia Tech John Parker Romo (5)
Made a 50-yard Field Goal	Sept. 13, 2025 vs. No. 12/11 Clemson (Aidan Birr, 55 yards)	Nov. 28, 2025 by No. 4 Georgia (Peyton Woodring, 50 yards)
Attempted a 60-yard Field Goal	Sept. 4, 2021 vs. Northern Illinois Gavin Stewart (60/miss)	Sept. 20, 2025 by Temple Carl Hardin (61/miss)
10+ Punts	Oct. 20, 2022 vs. Virginia, David Shanahan (10)	Oct. 26, 2024 by Virginia Tech Peter Moore (10)
60-69 yard Punt	Oct. 25, 2025 vs Syracuse, Marshall Nichols (62)	Nov. 28, 2025 by No. 4 Georgia, Brett Thorson (61)
70-yard+ Punt	Oct. 9, 2021 at Duke David Shanahan (71)	Sept. 4, 2017 by No. 25/24 Tennessee (20T) Trevor Daniel (70)
100+ Punt Return Yards	Aug. 31, 2002 vs. Vanderbilt, Kelley Rhino (110)	None recorded
70-89 yard Punt Return	Sept. 10, 2009 vs. Clemson Jerrard Tarrant (85 TD)	Sept. 23, 2017 by Pittsburgh Quadree Henderson (80 TD)
Punt Return for a Touchdown	Sept. 10, 2009 vs. Clemson, Jerrard Tarrant	Oct. 12, 2024 by North Carolina (Alijah Huzzie)
90-yard+ Kickoff Return	Nov. 24, 2018 at No. 5 Georgia Juanyeh Thomas (100 TD)	Sept. 8, 2018 by USF Terrence Horne (98 TD, 97 TD)
Kickoff Return for a Touchdown	Nov. 13, 2021 vs. Boston College Jahmyr Gibbs (98 TD)	Sept. 8, 2018 by USF Terrence Horne (98 TD, 97 TD)
70-yard+ Interception Return	Aug. 31, 2013 vs. Elon, Tyler Marcordes (95)	Nov. 22, 2025 by Pitt, Braylan Lovelace (100)
15+ Tackles	Nov. 5, 2022 at Virginia Tech, Charlie Thomas (16)	Nov. 1, 2025 by NC State, Caden Fordham (15)
3.0+ Sacks	Sept. 23, 2023 at Wake Forest, Kyle Kennard (4.0)	Oct. 12, 2019 by Duke, Victor Dimukeje (3.0)
2+ Interceptions	Sept. 11, 2021 vs. Kennesaw State, Charlie Thomas (2)	Oct. 21, 2023 by Boston College, Elijah Jones (2)
2+ Fumble Recoveries	Oct. 5, 2018 at Louisville, Charlie Thomas (2)	Aug. 29, 2025 by Colorado, Martavius French (2)
2+ Forced Fumbles	Nov. 18, 2023 vs. Syracuse, Paul Moala (2)	Nov. 20, 2021 by No. 6 Notre Dame, Isaiah Foskey (2)

TWO PLAYERS

	GEORGIA TECH	OPPONENT
2 100-yard Rushers	Oct. 12, 2024 at North Carolina Jamal Haynes (170) and Haynes King (107)	Oct. 21, 2023 by Boston College Kye Robichaux (165) and Thomas Castellanos (128)
2 100-yard Receivers	Nov. 15, 2025 at Boston College Malik Rutherford (121) and Eric Rivers (119)	Nov. 15, 2025 by Boston College Reed Harris (142) and Lewis Bond (106)
100-yard Rusher & Receiver	Nov. 15, 2025 at Boston College Malachi Hosley (107) and Malik Rutherford (121)/Eric Rivers (119)	Nov. 15, 2025 by Boston College Turbo Richard (141) and Reed Harris (142)/Lewis Bond (106)
250 Comb. Yards Rushing	Oct. 12, 2024 at North Carolina Jamal Haynes and Haynes King (277)	Oct. 21, 2023 by Boston College Kye Robichaux and Thomas Castellanos (290)
250 Comb. Yards Receiving	Jan. 1, 2007 vs. West Virginia Calvin Johnson and James Johnson (254)	Oct. 23, 2021 by Virginia Dontayvion Wicks and Keytaon Thompson (257)
20 Comb. Receptions	Nov. 10, 2001 at Virginia Will Glover and Kerry Watkins (21)	Oct. 26, 2013 by Virginia Darius Jennings and Tim Smith (23)

	GEORGIA TECH	27
	1-0, 0-0	
	COLORADO	20
	0-1, 0-0	

Game 1 • Aug. 29, 2025 • Boulder, Colo. • Folsom Field (52,868)

SCORING SUMMARY

	1	2	3	4	F
Georgia Tech	0	13	7	7	27
Colorado	7	3	3	7	20

1st	12:08	CU	D.Taylor 8 yd pass from K.Salter (A.Mata kick), 5-36, 02:27	GT 0 - CU 7
2nd	13:31	GT	A.Birr 32 yd FG, 13-84, 06:30	GT 3 - CU 7
	4:33	GT	H.King 4 yd rush (A.Birr kick), 10-80, 05:57	GT 10 - CU 7
	1:39	CU	A.Mata 42 yd FG, 8-51, 02:54	GT 10 - CU 10
	0:00	GT	A.Birr 43 yd FG, 9-49, 01:39	GT 13 - CU 10
3rd	6:00	CU	A.Mata 29 yd FG, 8-39, 04:15	GT 13 - CU 13
	0:14	GT	H.King 17 yd rush (A.Birr kick), 11-75, 05:46	GT 20 - CU 13
4th	8:25	CU	K.Salter 7 yd rush (A.Mata kick), 15-75, 06:49	GT 20 - CU 20
	1:07	GT	H.King 45 yd rush (A.Birr kick), 5-61, 01:44	GT 27 - CU 20

TEAM STATISTICS

	GT	CU
First Downs.....	27	19
Rushes-Yards.....	47-320	31-157
Passing Yards.....	143	159
Pass Comp-Att-Int.....	13-21-1	17-29-0
Total Offense.....	463	305
Fumbles-Lost.....	2-2	0-0
Penalties-Yards.....	8-65	5-45
Punts-Yards (Avg./Net).....	2-93 (46.5/41)	5-225 (45/37.2)
Kickoffs-Yards (Avg./Net).....	5-325 (65/40)	5-325 (65/40)
Punt Returns (No.-Yds.-TD).....	2-19-0	1-11-0
Kickoff Returns (No.-Yds.-TD).....	0-0-0	0-0-0
Interceptions (No.-Yds.-TD).....	0-0-0	1-0-0
Fumble Returns (No.-Yds.-TD).....	0-0-0	2-0-0
Time of Possession.....	32:23	27:37
Third-Down Conversions.....	6-of-11	5-of-13
Fourth-Down Conversions.....	1-of-1	1-of-1
Red-Zone Scores-Chances.....	3-3	3-3
Sacks By (No.-Yds.).....	1-6	0-0
Field Goals.....	2-2	2-2
Points Off Turnovers.....	0	7

INDIVIDUAL STATISTICS

RUSHING: GT — Haynes King 19-156, 3 TDs; Jamal Haynes 16-65; Malachi Hosley 7-47; Eric Rivers 2-34; Malik Rutherford 1-13; Bailey Stockton 1-5

CU — Micah Welch 11-64; Kaidon Salter 13-43, 1 TD; Simeon Price 5-30; Quentin Gibson 1-7; DeKalon Taylor 1-2

PASSING: GT — Haynes King 13-20-1, 143; TEAM 0-1-0

CU — Kaidon Salter 17-28-0, 1 TD; Joseph Williams 0-1-0

RECEIVING: GT — Bailey Stockton 4-48; Luke Harpring 2-18; Isiah Canion 2-14; Eric Rivers 2-11; Jamal Haynes 1-27; Malachi Hosley 1-24; Zion Taylor 1-1

CU — DeKalon Taylor 3-38, 1 TD; Micah Welch 3-9; Hykeem Williams 2-20; Zach Atkins 2-18; Dre'Ion Miller 2-13; Omarion Miller 1-39; Isiah Hardge 1-11; Joseph Williams 1-10; Quentin Gibson 1-4; Simeon Price 1-3

INTERCEPTIONS: GT — None

CU — D.J. McKinney 1-0

FUMBLE RECOVERIES: GT — None

CU — Martavius French 2-0

FORCED FUMBLES: GT — None



CU — None

TACKLES FOR LOSS: GT — Jordan van den Berg 1-6; Akelo Stone 1-4; Tah'J Butler 1-3; Omar Daniels 1-3; Jy Gilmore 1-2; Andre Fuller 1-1

CU — Martavius French 1.5-1; Quency Wiggins 1-2; Amari McNeil 0.5-1

SACKS: GT — Jordan van den Berg 1-6

CU — None

	GARDNER-WEBB	12
	1-1, 0-0	
	GEORGIA TECH	59
	2-0, 0-0	

Game 2 • Sept. 6, 2025 • Atlanta • Bobby Dodd Stadium at Hyundai Field (37,775)

SCORING SUMMARY

	1	2	3	4	F
Gardner-Webb	6	0	0	6	12
Georgia Tech	7	21	14	17	59

1st	10:17	GWU	A.Lowe 1 yd pass from N.Hampton (C.Viorel kick missed), 6-42, 02:33	GWU 6 - GT 0
	3:07	GT	I.Canion 11 yd pass from A.Philo (A.Birr kick), 4-58, 01:20	GWU 6 - GT 7
2nd	13:32	GT	M.Hosley 55 yd rush (A.Birr kick), 2-61, 00:29	GWU 6 - GT 14
	9:35	GT	J.Haynes 47 yd rush (A.Birr kick), 3-94, 01:07	GWU 6 - GT 21
	3:59	GT	J.Haynes 1 yd rush (A.Birr kick), 7-36, 02:49	GWU 6 - GT 28
3rd	7:12	GT	M.Hosley 5 yd rush (A.Birr kick), 5-25, 02:19	GWU 6 - GT 35
	0:36	GT	A.Harvey 65 yd blocked field goal return (A.Birr kick), 06:36	GWU 6 - GT 42
4th	13:39	GWU	C.Borders 14 yd pass from C.Pennington (C.Viorel kick blocked), 7-75, 01:57	GWU 12 - GT 42
	10:19	GT	A.Birr 23 yd FG, 8-57, 03:17	GWU 12 - GT 45
	6:21	GT	J.Powell 1 yd rush (A.Birr kick), 3-86, 01:36	GWU 12 - GT 52
	3:03	GT	D.Patterson 84 yd pass from G.Knowles (A.Birr kick), 1-84, 00:12	GWU 12 - GT 59

TEAM STATISTICS

	GWU	GT
First Downs.....	20	21
Rushes-Yards.....	47-117	28-223
Passing Yards.....	209	457
Pass Comp-Att-Int.....	20-30-0	22-29-1
Total Offense.....	326	680
Fumbles-Lost.....	1-1	2-1
Penalties-Yards.....	5-20	12-94
Punts-Yards (Avg./Net).....	8-370 (46.2/41.2)	1-46 (46/46)
Kickoffs-Yards (Avg./Net).....	3-163 (54.3/35.7)	10-645 (64.5/43.6)
Punt Returns (No.-Yds.-TD).....	0-0-0	4-50-0
Kickoff Returns (No.-Yds.-TD).....	3-34-0	1-6-0
Interceptions (No.-Yds.-TD).....	1-0-0	0-0-0
Fumble Returns (No.-Yds.-TD).....	1-0-0	1-0-0
Time of Possession.....	37:23	22:37
Third-Down Conversions.....	4-of-18	2-of-8
Fourth-Down Conversions.....	1-of-2	1-of-2
Red-Zone Scores-Chances.....	2-3	5-5
Sacks By (No.-Yds.).....	0-0	6-41
Field Goals.....	0-1	1-1
Points Off Turnovers.....	6	7

INDIVIDUAL STATISTICS

RUSHING: GWU — Quasean Holmes 14-48; Carson Gresock 8-37; Christian Vahn 5-32; Nate Hampton 7-27; DJ Moyer 6-7; Anthony Lowe 1-2; Cole Pennington 6--36

GT — Malachi Hosley 9-100, 2 TDs; Jamal Haynes 9-92, 2 TDs; Aaron Philo 3-14; J.P. Powell 4-11, 1 TD;

Daylon Gordon 1-3; Shane Marshall 1-2; Eric Rivers 1-1

PASSING: GWU — Cole Pennington 14-21-0, 164 yds, 1 TD; Nate Hampton 6-9-0, 45 yds, 1 TD

GT — AaronPhilo 21-28-1, 373 yds, 1 TD; Graham Knowles 1-1-0, 84 yds, 1 TD

RECEIVING: GWU — Anthony Lowe 8-87, 1 TD; Chris Lofton 5-56; Sean Brady 3-28; Caleb Borders 1-14, 1 TD; Jabre Bevineau 1-12; Quasean Holmes 1-9; Giovanni Adopte 1-3

GT — Malik Rutherford 5-62; Dean Patterson 3-87, 1 TD; Zion Taylor 3-58; Isiah Canion 2-53, 1 TD; Bailey Stockton 2-43; Eric Rivers 2-33; Jordan Allen 1-78; Brett Seither 1-26; Jamal Haynes 1-8; Luke Harpring 1-5; Daylon Gordon 1-4

INTERCEPTIONS: GWU — Wendell McClain 1-0

GT — None

FUMBLE RECOVERIES: GWU — Robert Holtz 1-0

GT — Matthew Alexander 1-0

FORCED FUMBLES: GWU — Darius Johnson (1)

GT — Clayton Powell-Lee (1)

TACKLES FOR LOSS: GWU — Trey Weems 0.5-1; Antonio O'Berry 0.5-1

GT — Kelvin Hill 2.5-5; Akelo Stone 2-17; Amontroe Bradford 2-15; Tah'J Butler 1.5-3; Jordan van den Berg

1-3; Daiquan White 1-2; Andre Fuller 1-2; Christian Garrett 1-2; Jordan Boyd 1-1; Melvin Jordan IV 0.5-4;

Brayden Manley 0.5-3

SACKS: GWU — None

GT — Akelo Stone 2-17; Amontroe Bradford 2-15; Christian Garrett 1-2; Melvin Jordan IV 0.5-4; Brayden

Manley 0.5-3



NO. 12/11 CLEMSON

21

1-2, 0-1

GEORGIA TECH

24

3-0, 1-0

Game 3 • Sept. 13, 2025 • Atlanta • Bobby Dodd Stadium at Hyundai Field (48,059)

SCORING SUMMARY

	1	2	3	4	F
Clemson	0	7	7	7	21
Georgia Tech	3	10	0	11	24

1st	5:50	GT	A.Birr 40 yd FG, 4-7, 01:34	CU 0 - GT 3
2nd	14:55	GT	J.Haynes 5 yd rush (A.Birr kick), 5-65, 01:45	CU 0 - GT 10
	7:46	GT	A.Birr 42 yd FG, 10-46, 05:36	CU 0 - GT 13
	0:49	CU	C.Klubnik 1 yd rush (N.Hauser kick), 16-75, 06:57	CU 7 - GT 13
3rd	9:36	CU	B.Wesco Jr. 73 yd pass from C.Klubnik (N.Hauser kick), 2-76, 00:51	CU 14 - GT 13
4th	10:02	GT	H.King 1 yd rush (D.Patterson pass from M.Rutherford), 13-90, 06:15	CU 14 - GT 21
	3:26	CU	A.Randall 2 yd rush (N.Hauser kick), 13-75, 06:36	CU 21 - GT 21
	0:00	GT	A.Birr 55 yd FG, 10-38, 03:26	CU 21 - GT 24

TEAM STATISTICS

	CU	GT
First Downs.....	17	18
Rushes-Yards.....	35-174	42-147
Passing Yards.....	207	211
Pass Comp-Att-Int.....	15-26-1	20-28-0
Total Offense.....	381	358
Fumbles-Lost.....	1-1	0-0
Penalties-Yards.....	2-25	3-16
Punts-Yards (Avg./Net).....	3-130 (43.3/44)	2-89 (44.5/34)
Kickoffs-Yards (Avg./Net).....	4-260 (65/40)	15-324 (64.8/40.8)
Punt Returns (No.-Yds.-TD).....	2-21-0	1--2-0
Kickoff Returns (No.-Yds.-TD).....	1-20-0	0-0-0
Interceptions (No.-Yds.-TD).....	0-0-0	1-45-0
Fumble Returns (No.-Yds.-TD).....	0-0-0	1-0-0
Time of Possession.....	27:55	32:05
Third-Down Conversions.....	7-of-12	8-of-15
Fourth-Down Conversions.....	1-of-1	0-of-2
Red-Zone Scores-Chances.....	2-3	2-3
Sacks By (No.-Yds.).....	1-3	0-0
Field Goals.....	0-1	3-3
Points Off Turnovers.....	0	3

INDIVIDUAL STATISTICS

RUSHING: CU — Adam Randall 15-80, 1 TD; Cade Klubnik 17-62, 1 TD; Tyler Brown 2-26; Gideon Davidson 1-6
GT — Haynes King 25-103, 1 TD; Jamal Haynes 12-26, 1 TD; Malachi Hosley 3-13; Eric Rivers 1-6; J.T. Byrne 1--1
PASSING: CU — Cade Klubnik 15-26-1, 207 yds., 1 TD
GT — Haynes King 20-28-0, 211 yds.
RECEIVING: CU — Bryant Wesco Jr. 7-126, 1 TD; Cole Turner 3-27; T.J. Moore 2-16; Tyler Brown 2-7; Josh Sapp 1-31
GT — Isiah Canion 5-56; Jamal Haynes 4-35; Malik Rutherford 4-22; Eric Rivers 3-72; Malachi Hosley 1-11; Zion Taylor 1-18; Dean Patterson 1-6
INTERCEPTIONS: CU — None
GT — Omar Daniels 1-45
FUMBLE RECOVERIES: CU — None
GT — Zachary Tobe 1-0
FORCED FUMBLES: CU — None
GT — Omar Daniels (1)
TACKLES FOR LOSS: CU — Sammy Brown 2.0-9, Will Heldt 2.0-7; Avieon Terrell 1.0-14; Jamal Anderson 1.0-12; Ricardo Jones 1.0-4; DeMonte Capehart 1.0-1
GT — None
SACKS: CU — Sammy Brown 1.0-3
GT — None

TEMPLE

24

2-2, 0-0

NO. 18/19 GEORGIA TECH

45

4-0, 1-0

Game 4 • Sept. 20, 2025 • Atlanta • Bobby Dodd Stadium at Hyundai Field (45,123)

SCORING SUMMARY

	1	2	3	4	F
Temple	0	7	7	10	24
Georgia Tech	21	0	14	10	45


1st	11:37	GT	H.King 17 yd rush (A.Birr kick), 5-71, 02:19	TU 0 - GT 7
	7:37	GT	M.Rutherford 24 yd pass from H.King (A.Birr kick), 5-63, 01:49	TU 0 - GT 14
	2:38	GT	I.Canion 37 yd pass from H.King (A.Birr kick), 6-65, 02:23	TU 0 - GT 21
2nd	12:29	TU	J.Ducker 2 yd rush (C.Hardin kick), 11-75, 05:09	TU 7 - GT 21
3rd	13:53	TU	J.Bermudez 28 yd pass from E.Simon (C.Hardin kick), 2-31, 00:41	TU 14 - GT 21
	11:47	GT	M.Hosley 34 yd rush (A.Birr kick), 4-75, 02:06	TU 14 - GT 28
	2:56	GT	M.Hosley 2 yd rush (A.Birr kick), 5-68, 02:41	TU 14 - GT 35
4th	8:50	GT	A.Birr 32 yd FG, 8-46, 04:16	TU 14 - GT 38
	5:25	TU	C.Hardin 41 yd FG, 8-52, 03:25	TU 17 - GT 38
	5:15	GT	D.Gordon 47 yd rush (A.Birr kick), 1-47, 00:09	TU 17 - GT 45
	0:03	TU	X.Irvin 4 yd pass from G.McCoy (C.Hardin kick), 13-75, 05:12	TU 24 - GT 45

TEAM STATISTICS

	TU	GT
First Downs.....	19	19
Rushes-Yards.....	44-184	30-307
Passing Yards.....	144	161
Pass Comp-Att-Int.....	17-37-0	13-18-0
Total Offense.....	328	468
Fumbles-Lost.....	1-0	1-1
Penalties-Yards.....	8-75	6-55
Punts-Yards (Avg./Net).....	7-277 (39.6/41)	4-205 (51.2/51.5)
Kickoffs-Yards (Avg./Net).....	4-232 (58/39.5)	8-520 (65/40)
Punt Returns (No.-Yds.-TD).....	1-4-0	1-0-0
Kickoff Returns (No.-Yds.-TD).....	0-0-0	1--1-0
Interceptions (No.-Yds.-TD).....	0-0-0	0-0-0
Fumble Returns (No.-Yds.-TD).....	1-0-0	0-0-0
Time of Possession.....	37:29	22:31
Third-Down Conversions.....	6-of-19	3-of-8
Fourth-Down Conversions.....	3-of-4	0-of-0
Red-Zone Scores-Chances.....	2-2	3-3
Sacks By (No.-Yds.).....	2-15	2-8
Field Goals.....	1-2	1-1
Points Off Turnovers.....	7	0

INDIVIDUAL STATISTICS

RUSHING: TU — Jay Ducker 14-76, 1 TD; Evan Simon 14-68; Hunter Smith 6-33; Jojo Bermudez 2-6; Gevani McCoy 2-5; Terrez Worthy 6--4
GT — Jamal Haynes 12-107; J.P. Powell 1-61; Malachi Hosley 5-59, 2 TDs; Daylon Gordon 1-47, 1 TD; Haynes King 8-15, 1 TD; Malik Rutherford 1-9; Eric Rivers 1-5; Jordan Allen 1-4
PASSING: TU — Evan Simon 13-32-0, 127 yds., 1 TD; Gevani McCoy 4-5-0 17 yds., 1 TD
GT — Haynes King 13-18-0, 161 yds., 2 TDs
RECEIVING: TU — Jojo Bermudez 4-58, 1 TD; Hunter Smith 3-13; Peter Clarke 2-28; Terrez Worthy 2-13; Colin Chase 2-12; Ryder Kusch 2-1; Jay Ducker 1-45; Xavier Irvin 1-4, 1 TD
GT — Jamal Haynes 4-39; Bailey Stockton 3-27; Isiah Canion 2-44, 1 TD; Malik Rutherford 2-33, 1 TD; Eric Rivers 1-14; Brett Seither 1-4
INTERCEPTIONS: TU — None
GT — None
FUMBLE RECOVERIES: TU — Eric Stuart(1)
GT — None
FORCED FUMBLES: TU — None
GT — None
TACKLES FOR LOSS: TU — Cam'Ron Stewart 1.0-9; Sekou Kromah 1.0-6; Joseph Auzenne 1.0-3; Jamere Jones 0.5-3; Eric Stuart 0.5-2; K.J. Miles 0.5-1; Tyrese Whitaker 0.5-1
GT — Jordan van den Berg 2.0-5; Daiquon White 1.0-11; Ronald Triplette 1.0-4; Rodney Shelley 1.0-1; Cayman Spaulding 0.5-2; Christian Garrett 0.5-2
SACKS: TU — Cam'Ron Stewart 1.0-9; Sekou Kromah 1.0-6
GT — Ronald Triplette 1.0-4; Cayman Spaulding 0.5-2; Christian Garrett 0.5-2



NO. 16/17 GEORGIA TECH
30

5-0, 2-0



WAKE FOREST
29

2-2, 0-2

Game 5 • Sept. 27, 2025 • Winston-Salem, N.C. • Allegacy Stadium (30,264)

SCORING SUMMARY

	1	2	3	4	OT	F
Georgia Tech	3	0	14	6	7	30
Wake Forest	0	17	3	3	6	29


1st	8:09	GT	A.Birr 35 yd FG, 7-22, 02:34	GT 3 - WF 0
2nd	10:46	WF	R.Ashford 4 yd rush (C.Calvert kick), 6-66, 02:25	GT 3 - WF 7
	5:53	WF	D.Claiborne 27 yd rush (C.Calvert kick), 4-69, 01:28	GT 3 - WF 14
	0:22	WF	C.Calvert 24 yd FG, 9-83, 02:49	GT 3 - WF 17
3rd	10:33	WF	C.Calvert 24 yd FG, 12-68, 04:27	GT 3 - WF 20
	5:39	GT	E.Rivers 14 yd pass from #10 H.King (A.Birr kick), 13-78, 04:49	GT 10 - WF 20
	0:17	GT	H.King 5 yd rush (A.Birr kick), 10-65, 03:58	GT 17 - WF 20
4th	9:45	GT	A.Birr 19 yd FG, 7-53, 03:58	GT 20 - WF 20
	5:08	WF	C.Calvert 29 yd FG, 6-11, 01:41	GT 20 - WF 23
	0:02	GT	A.Birr 33 yd FG, 9-54, 01:39	GT 23 - WF 23
OT	---	GT	H.King 2 yd rush (A.Birr kick), 4-25	GT 30 - WF 23
	---	WF	D.Claiborne 25 yd rush (M.Mays Jr. pass from R.Ashford failed), 1-25	GT 30 - WF 29

TEAM STATISTICS

	GT	WF
First Downs.....	27	20
Rushes-Yards.....	42-163	40-210
Passing Yards.....	248	233
Pass Comp-Att-Int.....	29-43-0	14-31-0
Total Offense.....	411	443
Fumbles-Lost.....	1-0	1-0
Penalties-Yards.....	4-23	8-81
Punts-Yards (Avg./Net).....	4-175 (43.8/43.8)	6-233 (38.8/34.2)
Kickoffs-Yards (Avg./Net).....	6-390 (65/40)	6-385 (64.2/42)
Punt Returns (No.-Yds.-TD).....	2-28-0	0-0-0
Kickoff Returns (No.-Yds.-TD).....	3-58-0	0-0-0
Interceptions (No.-Yds.-TD).....	0-0-0	0-0-0
Fumble Returns (No.-Yds.-TD).....	0-0-0	1-0-0
Time of Possession.....	32:46	27:14
Third-Down Conversions.....	7-of-16	9-of-19
Fourth-Down Conversions.....	0-of-2	0-of-0
Red-Zone Scores-Chances.....	6-6	4-5
Sacks By (No.-Yds).....	0-0	0-0
Field Goals.....	3-3	3-4
Points Off Turnovers.....	0	3


INDIVIDUAL STATISTICS

RUSHING: GT — Haynes King 21-106, 2 TDs; Malachi Hosley 8-36; Jamal Haynes 10-21; Daylon Gordon 1-4; Malik Rutherford 2--4
WF — Demond Claiborne 21-119, 2 TDs; Robby Ashford 10-82, TD; Ty Clark 5-12; Chris Barnes 1-2; TEAM 1--2; Deshawn Purde 2--3
PASSING: GT — Haynes King 28-42-0, 243 yds., TD; Marshall Nichols 1-1-0, 5 yds.
WF — Robby Ashford 13-28-0, 219 yds.; Deshawn Purde 1-3-0, 14 yds.
RECEIVING: GT — Eric Rivers 8-77, TD; Malik Rutherford 5-38; Jamal Haynes 5-14; Isiah Canion 4-70; Malachi Hosley 2-7; Josh Beetham 1-17; Luke Harpring 1-14; Will Kiker 1-5; J.T. Byrne 1-4; Bailey Stockton 1-2
WF — Chris Barnes 3-39; Eni Falayi 3-39; Micah Mays Jr. 2-65; Sterling Berkhalter 2-50; Demond Claiborne 2-9; Sawyer Racanelli 1-16; Carlos Hernandez 1-15
INTERCEPTIONS: GT — None
WF — None
FUMBLE RECOVERIES: GT — None
WF — Karon Prunty
FORCED FUMBLES: GT — Brayden Manley
WF — Dylan Hazen
TACKLES FOR LOSS: GT — Amontreae Bradford 2.0-7; Ahmari Harvey 2.0-3; Ronald Triplette 1.0-5
WF — Gabe Kirschke 1.0-3; Quincy Bryant 1.0-1; Dylan Hazen 0.5-1; Aiden Hall 0.5-1; Davaghn Patterson 0.5-0; Langston Hardy 0.5-0
SACKS: GT — None
WF — None



VIRGINIA TECH
20

2-5, 1-2



NO. 13 GEORGIA TECH
35

6-0, 2-0

Game 6 • Oct. 11, 2025 • Atlanta • Bobby Dodd Stadium at Hyundai Field (50,878)

SCORING SUMMARY

	1	2	3	4	F
Virginia Tech	0	7	7	6	20
Georgia Tech	15	6	7	7	35

1st	10:53	GT	H.King 2 yd rush (M.Rutherford pass from H.King), 9-80, 04:01	VT 0 - GT 8
	4:34	GT	M.Rutherford 9 yd pass from H.King (A.Birr kick), 6-38, 02:36	VT 0 - GT 15
2nd	9:01	GT	A.Birr 25 yd FG, 12-90, 06:16	VT 0 - GT 18
	2:52	VT	K.Drones 32 yd rush (J.Love kick), 2-46, 00:37	VT 7 - GT 18
	0:04	GT	A.Birr 30 yd FG, 9-62, 03:09	VT 7 - GT 21
3rd	11:34	VT	J.Hairston 33 yd pass from K.Drones (J.Love kick), 9-75, 03:26	VT 14 - GT 21
	8:23	GT	M.Hosley 15 yd rush (A.Birr kick), 6-75, 03:11	VT 14 - GT 28
4th	11:54	GT	H.King 26 yd rush (A.Birr kick), 9-83, 04:47	VT 14 - GT 35
	4:58	VT	J.Hairston 3 yd pass from K.Drones (K.Drones pass failed), 11-75, 06:56	VT 20 - GT 25

TEAM STATISTICS

	VT	GT
First Downs.....	20	28
Rushes-Yards.....	34-186	42-268
Passing Yards.....	181	213
Pass Comp-Att-Int.....	13-21-1	20-24-0
Total Offense.....	367	481
Fumbles-Lost.....	0-0	0-0
Penalties-Yards.....	10-82	6-70
Punts-Yards (Avg./Net).....	4-191 (47.8/37.2)	2-108 (54/40)
Kickoffs-Yards (Avg./Net).....	3-193 (64.3/41.7)	7-450 (64.3/39.7)
Punt Returns (No.-Yds.-TD).....	2-28-0	1-42-0
Kickoff Returns (No.-Yds.-TD).....	1-22-0	1-18-0
Interceptions (No.-Yds.-TD).....	0-0-0	1-0-0
Fumble Returns (No.-Yds.-TD).....	0-0-0	0-0-0
Time of Possession.....	28:06	31:54
Third-Down Conversions.....	0-of-8	7-of-12
Fourth-Down Conversions.....	3-of-4	1-of-1
Red-Zone Scores-Chances.....	1-2	5-5
Sacks By (No.-Yds).....	0-0	4-14
Field Goals.....	0-0	2-3
Points Off Turnovers.....	0	0

INDIVIDUAL STATISTICS

RUSHING: VT — Kyron Drones 16-83, TD; Marcellous Hawkins 9-82; Terion Stewart 6-24; Takye Heath 1-5; TEAM 1--2; William Watson III 1--6
GT — Malachi Hosley 11-129, TD; Jamal Haynes 14-69; Haynes King 14-60, 2 TDs; Trelain Maddox 2-12; TEAM 1--2
PASSING: VT — Kyron Drones 13-21-1, 181 yds., 2 TDs
GT — Haynes King 20-24-0, 213 yds., 1 TD
RECEIVING: VT — Ayden Greene 4-72; Takye Heath 4-58; Ja'Ricous Hairston 2-36, 2 TDs; Terion Stewart 2-9; Isaiah Spencer 1-6
GT — Malik Rutherford 6-49, 1 TD; Eric Rivers 4-29; Luke Harpring 3-39; Josh Beetham 1-31; Brett Seither 1-29; Jamal Haynes 1-12; Bailey Stockton 1-8; Isiah Canion 1-8; Trelain Maddox 1-7; Dean Patterson 1-1
INTERCEPTIONS: VT — None
GT — Rodney Shelley (1)
FUMBLE RECOVERIES: VT — None
GT — None
FORCED FUMBLES: VT — None
GT — None
TACKLES FOR LOSS: VT — Joseph Reddish 2.0-8; Kemari Copeland 1.5-3; Kaleb Spencer 1.0-2; Antwone Santiago 1.0-2; Noah Chambers 0.5-1
GT — A.J. Hoffer 1.0-7; Amontreae Bradford 1.0-4; Ronald Triplette 1.0-3; Kyle Efford 1.0-1; Jordan van den Berg 1.0-0; Brayden Manley 0.5-3; Matthew Alexander 0.5-3
SACKS: VT — None
GT — A.J. Hoffer 1.0-7; Kyle Efford 1.0-1; Jordan van den Berg 1.0-0; Brayden Manley 0.5-3; Matthew Alexander 0.5-3



	NO. 12 GEORGIA TECH	27
	7-0, 4-0	
	DUKE	18
	4-3, 3-1	

Game 7 • Oct. 18, 2025 • Durham, N.C. • Eallace Wade Stadium (27,846)

SCORING SUMMARY

	1	2	3	4	F
Georgia Tech	7	0	3	17	27
Duke	0	7	3	8	18

1st	3:46	GT	O.Daniels 95 yd fumble return (A.Birr kick)	GT 7 - Duke 0
2nd	0:27	Duke	L.King 20 yd pass from D.Mensah (T.Pelino kick), 11-80, 03:59	GT 7 - Duke 7
3rd	6:10	Duke	T.Pelino 23 yd FG, 15-50, 08:43	GT 7 - Duke 10
	2:45	GT	A.Birr 40 yd FG, 8-63, 03:21	GT 10 - Duke 10
4th	11:01	GT	A.Birr 23 yd FG, 12-89, 04:35	GT 13 - Duke 10
	4:57	GT	M.Hosley 10 yd rush (A.Birr kick), 9-72, 05:01	GT 20 - Duke 10
	2:10	GT	H.King 28 yd rush (A.Birr kick), 4-71, 00:42	GT 27 - Duke 10
	1:13	Duke	S.Hagans 19 yd pass from D.Mensah (C.Barkate from D.Mensah), 7-75, 00:57	GT 27 - Duke 18

TEAM STATISTICS

	GT	Duke
First Downs.....	21	26
Rushes-Yards.....	36-171	32-68
Passing Yards.....	205	373
Pass Comp-Att-Int.....	14-21-0	32-44-0
Total Offense.....	376	441
Fumbles-Lost.....	0-0	1-1
Penalties-Yards.....	4-17	8-59
Punts-Yards (Avg./Net).....	3-130 (43.3/36.7)	3-127 (42.3/42.3)
Kickoffs-Yards (Avg./Net).....	6-380 (63.3/36.7)	3-171 (57.0/44)
Punt Returns (No.-Yds.-TD).....	0-0-0	0-0-0
Kickoff Returns (No.-Yds.-TD).....	1-14-0	1-35-0
Interceptions (No.-Yds.-TD).....	0-0-0	0-0-0
Fumble Returns (No.-Yds.-TD).....	1-95-1	1-0-0
Time of Possession.....	26:31	33:29
Third-Down Conversions.....	6-of-12	7-of-15
Fourth-Down Conversions.....	0-of-0	1-of-2
Red-Zone Scores-Chances.....	2-2	3-5
Sacks By (No.-Yds.).....	2-15	0-0
Field Goals.....	2-2	1-2
Points Off Turnovers.....	7	0

INDIVIDUAL STATISTICS

RUSHING: GT — Haynes King 14-120, TD; Jamal Haynes 8-29; Malachi Hosley 11-23, TD; Eric Rivers 1-3; TEAM 2--4
Duke — Nate Sheppard 15-50; Anderson Castle 11-32; Henry Belin IV 1-12; Darian Mensah 4--13; TEAM 1--13
PASSING: GT — Haynes King 14-21-0, 205 yds.
Duke — Darian Mensah 32-44-0, 373 yds., 2 TDs
RECEIVING: GT — Isiah Canion 3-56; Eric Rivers 3-21; Jordan Allen 2-20; Bailey Stockton 2-16; Josh Beetham 1-49; Luke Harpring 1-24; J.T. Byrne 1-21; Malik Rutherford 1--2
Duke — Cooper Barkate 13-172; Sahmir Hagans 5-69, TD; Nate Sheppard 4-30; Que'Sean Brown 3-39; Landen King 3-34, TD; Andrei Anthony 2-16; Jeremiah Hasley 1-9; Jake Taylor 1-4
INTERCEPTIONS: GT — None
Duke — None
FUMBLE RECOVERIES: GT — Omar Daniels
Duke — None
FORCED FUMBLES: GT — None
Duke — None
TACKLES FOR LOSS: GT — Jy Gilmore 1.5-17; Jordan van den Berg 0.5-4; Amontrae Bradford 0.5-4; Matthew Alexander 0.5-3
Duke — Caleb Weaver 2.0-5; Luke Mergott 1.5-2; Jaiden Francois 1.0-2; Vincent Anthony Jr. 0.5-1; Josiah Green 0.5-1; Chandler Rivers 0.5-0
SACKS: GT — Jy Gilmore 0.5-4; Jordan van den Berg 0.5-4; Amontrae Bradford 0.5-4; Matthew Alexander 0.5-3
Duke — None

	SYRACUSE	16
	3-5, 1-4	
	NO. 7 GEORGIA TECH	41
	8-0, 5-0	

Game 8 • Oct. 25, 2025 • Atlanta • Bobby Dodd Stadium at Hyundai Field (51,913)

SCORING SUMMARY

	1	2	3	4	F
Syracuse	3	0	7	6	16
Georgia Tech	3	17	14	7	41

1st	10:53	SU	T.Woody 27 yd FG, 5-33, 03:23	SU 3 - GT 0
	4:34	GT	A.Birr 20 yd FG, 11-72, 04:43	SU 3 - GT 3
2nd	9:01	GT	J.Beetham 21 yd pass from H.King (A.Birr kick), 10-68, 03:55	SU 3 - GT 10
	2:52	GT	J.Beetham 13 yd pass from H.King (A.Birr kick), 9-65, 03:47	SU 3 - GT 17
	0:04	GT	A.Birr 22 yd FG, 6-56, 00:44	SU 3 - GT 20
3rd	11:34	SU	D.Gill Jr. 34 yd pass from R.Collins (T.Woody kick), 2-75, 00:41	SU 10 - GT 20
	8:23	GT	D.Patterson 37 yd pass from H.King (A.Birr kick), 7-75, 03:17	SU 10 - GT 27
4th	11:54	GT	H.King 2 yd rush (A.Birr kick), 5-65, 02:39	SU 10 - GT 34
	4:58	SU	W.Nixon 1 yd rush (D.Villari pass from R.Collins failed), 16-89, 05:39	SU 16 - GT 34
		GT	H.King 4 yd rush (A.Birr kick), 7-46, 04:10	SU 16 - GT 41

TEAM STATISTICS

	SU	GT
First Downs.....	17	28
Rushes-Yards.....	34-157	37-239
Passing Yards.....	224	304
Pass Comp-Att-Int.....	17-29-0	25-31-0
Total Offense.....	381	543
Fumbles-Lost.....	3-1	2-1
Penalties-Yards.....	7-55	4-40
Punts-Yards (Avg./Net).....	4-180 (45/39.8)	2-119 (59.5/55)
Kickoffs-Yards (Avg./Net).....	3-195 (65/40)	8-520 (65/42.8)
Punt Returns (No.-Yds.-TD).....	1-11-0	1-1-0
Kickoff Returns (No.-Yds.-TD).....	3-53-0	0-0-0
Interceptions (No.-Yds.-TD).....	0-0-0	0-0-0
Fumble Returns (No.-Yds.-TD).....	1-0-0	1-0-0
Time of Possession.....	28:20	31:40
Third-Down Conversions.....	5-of-14	8-of-12
Fourth-Down Conversions.....	2-of-4	1-of-1
Red-Zone Scores-Chances.....	2-3	5-6
Sacks By (No.-Yds.).....	1-5	2-9
Field Goals.....	1-1	2-2
Points Off Turnovers.....	3	0

INDIVIDUAL STATISTICS

RUSHING: SU — Yasin Willis 10-76; Rickie Collins 14-41; Tylik Hill 4-23; Will Nixon 6-17, TD
GT — Haynes King 12-91, 2 TDs; Malachi Hosley 8-81; Jamal Haynes 7-23; Trelain Maddox 5-16; Daylon Gordon 1-9; Jordan Allen 1-8; Shane Marshall 1-8; Aaron Philo 1-5; TEAM 1--2
PASSING: SU — Rickie Collins 17-29-0, 224 yds., 1 TD
GT — Haynes King 25-31-0, 304 yds., 3 TDs
RECEIVING: SU — Darrell Gill Jr. 5-79, 1 TD; Yasin Willis 3-23; Johntay Cook II 2-45; Justus Ross-Simmons 2-18; Will Nixon 2-15; Dan Villari 1-35; Emanuel Ross 1-5; Darius Johnson 1-4
GT — Jordan Allen 6-67; Eric Rivers 5-43; Bailey Stockton 4-48; Josh Beetham 2-34, 2 TDs; Jamal Haynes 2-28; Zion Taylor 2-25; Isiah Canion 2-15; Dean Patterson 1-37, 1 TD; Luke Harpring 1-7
INTERCEPTIONS: SU —None
GT — None
FUMBLE RECOVERIES: SU — David Reese
GT — Jordan Boyd
FORCED FUMBLES: SU — Chris Peal, Duce Chestnut
GT — Jason Moore, Tae Harris, Josh Beetham
TACKLES FOR LOSS: SU — Kevin Jobity Jr. 1.0-5; Gary Bryant III 1.0-2; David Omopariola 1.0-2; Kaylib Singleton 0.5-2; James Heard Jr. 0.5-2
GT — Jordan van den Berg 0.5-3; Kyle Efford 0.5-2; Jason Moore 0.5-2; Ronald Triplette 0.5-2
SACKS: SU — Kevin Jobity Jr. 1.0-5
GT — Jordan van den Berg 0.5-3; Kyle Efford 0.5-2; Jason Moore 0.5-2; Ronald Triplette 0.5-2



NO. 8/7 GEORGIA TECH 36

8-1, 5-1



NC STATE

48

5-4, 2-3

Game 9 • Nov. 1, 2025 • Raleigh, N.C. • Carter-Finley Stadium (56,919)

SCORING SUMMARY

	1	2	3	4	F
Georgia Tech	7	10	13	6	36
NC State	14	10	14	10	48

1st	8:49	NCST	C.Hardy 5 yd pass from C.Bailey (K.Vinesett kick), 10-75, 06:11	GT 0 - NCST 7
	6:49	GT	H.King 12 yd rush (A.Birr kick), 4-75, 02:00	GT 7 - NCST 7
	1:59	NCST	C.Bailey 11 yd rush (K.Vinesett kick), 10-78, 04:45	GT 7 - NCST 14
2nd	13:49	GT	A.Birr 43 yd FG, 9-44, 03:05	GT 10 - NCST 14
	6:25	GT	J.Byrne 2 yd pass from H.King (A.Birr kick), 10-60, 05:26	GT 17 - NCST 14
	3:01	NCST	C.Hardy 0 yd rush (K.Vinesett kick), 7-75, 03:24	GT 17 - NCST 21
	0:00	NCST	K.Vinesett 34 yd FG, 8-46, 00:56	GT 17 - NCST 24
3rd	8:10	GT	A.Birr 23 yd FG, 12-70, 06:50	GT 20 - NCST 24
	7:00	NCST	W.Wilson 1 yd rush (K.Vinesett kick), 3-75, 01:10	GT 20 - NCST 31
	4:52	GT	A.Birr 29 yd FG, 5-71, 02:04	GT 23 - NCST 31
	2:49	NCST	T.Hoffmann 55 yd pass from C.Bailey (K.Vinesett kick), 5-80, 01:58	GT 23 - NCST 38
	0:08	GT	H.King 3 yd rush (A.Birr kick), 7-75, 02:41	GT 30 - NCST 38
4th	9:46	NCST	K.Vinesett 37 yd FG, 11-55, 05:22	GT 30 - NCST 41
	4:07	NCST	J.Scott 30 yd rush (K.Vinesett kick), 9-76, 04:18	GT 30 - NCST 48
	2:22	GT	Z.Taylor 16 yd pass from H.King (pass from M.Rutherford failed), 8-76, 01:40	GT 36 - NCST 48

TEAM STATISTICS

	GT	NCST
First Downs.....	30	26
Rushes-Yards.....	33-151	34-243
Passing Yards.....	408	340
Pass Comp-Att-Int.....	25-37-1	24-33-0
Total Offense.....	559	583
Fumbles-Lost.....	1-0	1-0
Penalties-Yards.....	4-23	7-64
Punts-Yards (Avg./Net).....	1-42 (42/42)	2-67 (33.5/33.5)
Kickoffs-Yards (Avg./Net).....	7-449 (64.1/41.1)	8-512 (64.0/40.5)
Punt Returns (No.-Yds.-TD).....	0-0-0	1-0-0
Kickoff Returns (No.-Yds.-TD).....	3-63-0	2-36-0
Interceptions (No.-Yds.-TD).....	0-0-0	1-0-0
Fumble Returns (No.-Yds.-TD).....	0-0-0	0-0-0
Time of Possession.....	28:35	31:25
Third-Down Conversions.....	6-of-11	7-of-11
Fourth-Down Conversions.....	0-of-0	0-of-0
Red-Zone Scores-Chances.....	6-6	6-6
Sacks By (No.-Yds.).....	1-7	2-10
Field Goals.....	3-4	2-2
Points Off Turnovers.....	0	0

INDIVIDUAL STATISTICS

RUSHING: GT — Haynes King 20-103, 2TDs; Malachi Hosley 6-30; Jamal Haynes 6-14; Trelain Maddox 1-4
NCST — Jayden "Duke" Scott 24-196, TD; CJ Bailey 5-34, TD; Will Wilson 4-14, TD; Cody Hardy 1-0, TD;
Coleson Fields 1--1
PASSING: GT — Haynes King 25-35-1, 408 yds., 2 TDs; TEAM 0-2
NCST — CJ Bailey 24-32-0, 340 yds., 2 TDs; TEAM 0-1
RECEIVING: GT — Jordan Allen 5-110; Brett Seither 4-73; Luke Harpring 4-51; Eric Rivers 3-97; Jamal Haynes 3-22; Zion Taylor 2-20, TD; J.T. Byrne 2-6, TD; Malachi Hosley 1-16; Isiah Canion 1-13
NCST — Noah Rogers 8-96; Teddy Hoffmann 3-74, TD; Dante Daniels 3-36; Wesley Grimes 3-25; Terrell Anderson 2-59; Cody Hardy 2-31, TD; Jayden "Duke" Scott 2-11; Coleson Fields 1-8
INTERCEPTIONS: GT — None
NCST — Caden Fordham (1)
FUMBLE RECOVERIES: GT — None
NCST — None
FORCED FUMBLES: GT — Kyle Efford (1)
NCST — None
TACKLES FOR LOSS: GT — Akelo Stone 1-7; Jordan van den Berg 1-2; E.J. Lightsey 1-1
NCST — Cian Stone 1.5-3; Caden Fordham 1-6; Kenny Soares, Jr 1-0; Chase Bond 0.5-4
SACKS: GT — Akelo Stone 1-7
NCST — Caden Fordham 0.5-5; Chase Bond 0.5-4; Cian Stone 0.5-1; Kenny Soares, Jr 0.5-0



NO. 14/12 GEORGIA TECH 36

9-1, 6-1



BOSTON COLLEGE

34

1-10, 0-7

Game 10 • Nov. 15, 2025 • Chestnut Hill, Mass. • Alumni Stadium (37,879)

SCORING SUMMARY

	1	2	3	4	F
Georgia Tech	7	7	3	19	36
Boston College	0	14	14	6	34

1st	8:49	GT	M.Hosley 27 yd rush (A.Birr kick), 7-83, 03:36	GT 7 - BC 0
2nd	6:49	BC	T.Richard 1 yd rush (L.Lombardo kick), 11-75, 05:40	GT 7 - BC 7
	1:59	GT	M.Rutherford 71 yd pass from H.King (A.Birr kick), 4-84, 01:58	GT 14 - BC 7
	13:49	BC	K.Chudzinski 3 yd pass from D.Loneran (L.Lombardo kick), 10-93, 01:04	GT 14 - BC 14
3rd	6:25	BC	J.McDonald 14 yd rush (L.Lombardo kick), 7-75, 02:55	GT 14 - BC 21
	3:01	GT	A.Birr 34 yd FG, 14-55, 07:23	GT 17 - BC 21
	0:00	BC	R.Harris 18 yd pass from D.Loneran (L.Lombardo kick), 6-75, 03:16	GT 17 - BC 28
4th	8:10	GT	A.Birr 26 yd FG, 10-66, 02:27	GT 20 - BC 28
	7:00	GT	J.Haynes 2 yd rush (H.King rush failed), 9-78, 03:47	GT 26 - BC 28
	4:52	GT	J.Allen 54 yd rush (A.Birr kick), 1-54, 00:10	GT 33 - BC 28
	2:49	BC	T.Richard 43 yd rush (D.Loneran pass failed), 5-75, 02:05	GT 33 - BC 34
	0:08	GT	A.Birr 23 yd FG, 13-69, 03:58	GT 36 - BC 34

TEAM STATISTICS

	GT	BC
First Downs.....	30	24
Rushes-Yards.....	42-257	26-175
Passing Yards.....	371	362
Pass Comp-Att-Int.....	26-34-0	26-40-0
Total Offense.....	628	537
Fumbles-Lost.....	2-1	0-0
Penalties-Yards.....	6-34	4-40
Punts-Yards (Avg./Net).....	2-83 (41.5/41.5)	5-160 (32/32.4)
Kickoffs-Yards (Avg./Net).....	8-512 (64/40)	6-364 (60.7/37.7)
Punt Returns (No.-Yds.-TD).....	1--2-0	0-0-0
Kickoff Returns (No.-Yds.-TD).....	4-88-0	0-0-0
Interceptions (No.-Yds.-TD).....	0-0-0	0-0-0
Fumble Returns (No.-Yds.-TD).....	0-0-0	0-0-0
Time of Possession.....	32:44	27:16
Third-Down Conversions.....	7-of-12	5-of-12
Fourth-Down Conversions.....	0-of-0	2-of-2
Red-Zone Scores-Chances.....	4-4	4-4
Sacks By (No.-Yds.).....	1-9	1-8
Field Goals.....	3-4	0-0
Points Off Turnovers.....	0	0

INDIVIDUAL STATISTICS

RUSHING: GT — Malachi Hosley 15-107, TD; Jordan Allen 3-65, TD; Haynes King 15-53; Malik Rutherford 2-21; Jamal Haynes 5-9, TD; Trelain Maddox 2-3
BC — Turbo Richard 11-141, 2 TDs; Jordan McDonald 9-34, TD; Mekhi Dodd 2-5; Dylan Loneran 4--5
PASSING: GT — Haynes King 26-34-0, 371 yds., TD
BC — Dylan Loneran 26-40-0, 362 yds., 2 TDs
RECEIVING: GT — Malik Rutherford 5-121, TD; Eric Rivers 7-119; Malachi Hosley 3-47; Isiah Canion 3-30; Jordan Allen 2-18; Jamal Haynes 2-14; Brett Seither 1-10; Zion Taylor 2-7; J.T. Byrne 1-5
BC — Reed Harris 5-142, TD; Lewis Bond 8-106; Jeremiah Franklin 4-58; Kaelan Chudzinski 4-25, TD; Dawson Pough 2-22; Turbo Richard 3-9
INTERCEPTIONS: GT — None
BC — None
FUMBLE RECOVERIES: GT — None
BC — Bryce Steele (1)
FORCED FUMBLES: GT — None
BC — Omar Thornton (1); Zacari Thomas (1)
TACKLES FOR LOSS: GT — Jordan van den Berg 1.5-3; Akelo Stone 1-9; Tah'J Butler 0.5-0
BC — Kemori Dixon 1-8; Sedarius McConnell 1-1
SACKS: GT — Akelo Stone 1-9
BC — Kemori Dixon 1-8



PITT
8-3, 6-1

42

NO. 15/12 GEORGIA TECH

28

9-2, 6-2

Game 11 • Nov. 22, 2025 • Atlanta • Bobby Dodd Stadium at Hyundai Field (52,413)

SCORING SUMMARY

	1	2	3	4	F
Pittsburgh	21	7	7	7	42
Georgia Tech	0	14	0	14	28

1st 7:49 Pitt K.Johnson 31 yd pass from M.Heintschel (S.Carpenter kick), 3-69, 00:57 Pitt 7 - GT 0

3:13 Pitt J.Holmes 19 yd pass from M.Heintschel (S.Carpenter kick), 6-55, 02:31 Pitt 14 - GT 0

0:39 Pitt J.Goff 1 yd rush (S.Carpenter kick), 4-28, 01:55 Pitt 21 - GT 0

2nd 11:47 Pitt M.Heintschel 3 yd rush (S.Carpenter kick), 8-69, 03:13 Pitt 28 - GT 0

4:45 GT H.King 5 yd rush (A.Birr kick), 15-75, 06:57 Pitt 28 - GT 7

1:08 GT I.Canion 5 yd pass from H.King (A.Birr kick), 4-30, 01:01 Pitt 28 - GT 14

3rd 5:55 Pitt B.Lovelace 100 yd interception return (S.Carpenter kick), 05:04 Pitt 35 - GT 14

4th 8:34 GT J.Haynes 4 yd rush (A.Birr kick), 7-63, 03:10 Pitt 35 - GT 21

4:51 GT I.Canion 5 yd pass from H.King (A.Birr kick), 6-38, 02:10 Pitt 35 - GT 28

2:41 Pitt J.Turner 56 yd rush (S.Carpenter kick), 4-75, 02:10 Pitt 42 - GT 28

TEAM STATISTICS

	Pitt	GT
First Downs.....	22	21
Rushes-Yards.....	40-186	33-121
Passing Yards.....	226	257
Pass Comp-Att-Int.....	20-27-0	27-41-2
Total Offense.....	412	378
Fumbles-Lost.....	1-0	0-0
Penalties-Yards.....	8-80	9-71
Punts-Yards (Avg./Net).....	5-206 (41.2/29.8)	4-205 (51.2/51.2)
Kickoffs-Yards (Avg./Net).....	7-401 (57.3/38.4)	4-260 (65/42.2)
Punt Returns (No.-Yds.-TD).....	0-0-0	2-17-0
Kickoff Returns (No.-Yds.-TD).....	1-16-0	1-17-0
Interceptions (No.-Yds.-TD).....	2-110-1	0-0-0
Fumble Returns (No.-Yds.-TD).....	0-0-0	0-0-0
Time of Possession.....	29:35	30:25
Third-Down Conversions.....	5-of-13	3-of-14
Fourth-Down Conversions.....	0-of-1	1-of-4
Red-Zone Scores-Chances.....	3-4	4-5
Sacks By (No.-Yds.).....	1-13	6-61
Field Goals.....	0-1	0-0
Points Off Turnovers.....	14	0

INDIVIDUAL STATISTICS

RUSHING: Pitt — Ja’Kyrian Turner 21-201, TD; Juelz Goff 5-21, TD; Cataurus Hicks 1--3; TEAM 3--4; Mason Heintschel 10--29, TD
GT — Haynes King 20-76, TD; Jamal Haynes 10-39, TD; Chad Alexander 2-3; Malachi Hosley 1-3
PASSING: Pitt — Mason Heintschel 20-27-0, 2 TDs
GT — Haynes King 27-41-2, 257 yds., 2 TDs
RECEIVING: Pitt — Kenny Johnson 6-91, TD; Ja’Kyrian Turner 4-12; Cataurus Hicks 3-25; Raphael Williams Jr. 2-39; Justin Holmes 1-19, TD; Malachi Thomas 1-17; Deuce Spann 1-10; Juelz Goff 1-8; Bryce Yates 1-5
GT — Malik Rutherford 6-68; Jamal Haynes 6-29; Isiah Canion 4-67, 2 TDs; Malachi Hosley 3-12; Bailey Stockton 2-31; Eric Rivers 2-20; Jordan Allen 2-10; Brett Seither 1-21; Chad Alexander 1--1
INTERCEPTIONS: Pitt —Braylan Lovelace 1-100, TD; Kavar Bains 1-10
GT — None
FUMBLE RECOVERIES: Pitt — None
GT — None
FORCED FUMBLES: Pitt — None
GT — Cayman Spaulding
TACKLES FOR LOSS: Pitt — Kyle Louis 2.0-15; Joey Zelinsky 1.0-2; Javon McIntyre 1.0-2; Rasheem Biles 1.0-1
GT — Cayman Spaulding 2.0-22; Jordan van den Berg 2.0-11; Brayden Manley 1.0-11; Ahmari Harvey 1.0-7; Omar Daniels 0.5-7; A.J. Hoffer 0.5-7
SACKS: Pitt — Kyle Louis 1.0-13
GT — Cayman Spaulding 2.0-22; Brayden Manley 1.0-11; Jordan van den Berg 1.0-7; Ahmari Harvey 1.0-7; Omar Daniels 0.5-7; A.J. Hoffer 0.5-7

NO. 4 GEORGIA
11-1, 7-1

16

NO. 23/19 GEORGIA TECH

9

9-3, 6-2

Game 12 • Nov. 28, 2025 • Atlanta • Mercedes-Benz Stadium (73,728)

SCORING SUMMARY

	1	2	3	4	F
Georgia	0	13	0	3	16
Georgia Tech	3	0	3	3	9

1st 7:49 GT A.Birr 30 yd FG, 7-24, 04:27 UGA 0 - GT 3

2nd 11:47 UGA P.Woodring 22 yd FG, 13-71, 06:38 UGA 3 - GT 3

4:45 UGA Z.Branch 7 yd pass from G.Stockton (P.Woodring kick), 9-55, 03:50 UGA 10 - GT 3

1:08 UGA P.Woodring 30 yd FG, 9-55, 03:14 UGA 13 - GT 3

3rd 5:55 GT A.Birr 44 yd FG, 6-27, 03:02 UGA 13 - GT 6

4th 8:34 UGA P.Woodring 50 yd FG, 11-42, 05:23 UGA 16 - GT 6

4:51 GT A.Birr 41 yd FG, 7-64, 02:36 UGA 16 - GT 9

TEAM STATISTICS

	UGA	GT
First Downs.....	19	14
Rushes-Yards.....	46-190	23-69
Passing Yards.....	70	181
Pass Comp-Att-Int.....	11-21-1	19-27-1
Total Offense.....	260	250
Fumbles-Lost.....	0-0	0-0
Penalties-Yards.....	5-45	5-57
Punts-Yards (Avg./Net).....	4-205 (51.2/46.2)	4-168 (42/33.2)
Kickoffs-Yards (Avg./Net).....	5-324 (64.8/44.4)	4-260 (65/40)
Punt Returns (No.-Yds.-TD).....	1-15-0	0-0-0
Kickoff Returns (No.-Yds.-TD).....	0-0-0	1-2-0
Interceptions (No.-Yds.-TD).....	1-0-0	1-10-0
Fumble Returns (No.-Yds.-TD).....	0-0-0	0-0-0
Time of Possession.....	35:21	24:39
Third-Down Conversions.....	6-of-14	4-of-11
Fourth-Down Conversions.....	1-of-1	0-of-0
Red-Zone Scores-Chances.....	3-3	1-1
Sacks By (No.-Yds.).....	1-7	2-12
Field Goals.....	3-3	3-3
Points Off Turnovers.....	0	3

INDIVIDUAL STATISTICS

RUSHING: UGA — Nate Frazier 16-108; Josh McCray 13-43; Gunner Stockton 15-42; Cash Jones 1-1; Dillon Bell 1--4
GT — Haynes King 10-39; Jamal Haynes 7-11; Jordan Allen 1-8; Malachi Hosley 3-6; Malik Rutherford 1-6; TEAM 1--1
PASSING: UGA — Gunner Stockton 11-21-1, 70 yds., 1 TD
GT — Haynes King 19-27-1, 181 yds.
RECEIVING: UGA — Zachariah Branch 5-53, TD; Josh McCray 2-9; Nate Frazier 2-5; Dillon Bell 2-3
GT — Isiah Canion 4-54; Malik Rutherford 4-27; Brett Seither 2-49; Eric Rivers 2-20; Jamal Haynes 2-14; Bailey Stockton 2-10; Jordan Allen 1-9; Malachi Hosley 1--1; Chad Alexander 1--1
INTERCEPTIONS: UGA — Ellis Robinson IV
GT — Tah’J Butler
FUMBLE RECOVERIES: UGA — None
GT — None
FORCED FUMBLES: UGA — None
GT — None
TACKLES FOR LOSS: UGA — Gabe Harris Jr. 1.5-2; Christen Miller 1.0-7; Quintavius Johnson 1.0-1; Zion Branch 1.0-1; CJ Allen 1.0-1; Chris Cole 0.5-1; KJ Bolden 0.5-0; Raylen Wilson 0.5-0
GT — Jordan Boyd 1.5-10; Omar Daniels 1.5-2; A.J. Hoffer 1.0-4; Rodney Shelley 1.0-4; Brayden Manley 1.0-3; Cayman Spaulding 0.5-2; Jordan van den Berg 0.5-0
SACKS: UGA — Christen Miller 1.0-7
GT — Jordan Boyd 1.0-9; Brayden Manley 1.0-3



**2025-26 Georgia Tech Football
Game Results
All games**

Page 1/1
as of Dec 18, 2025

Team Results

	Date	Opponent		Score	Overall	Conf	Time	Attend
	08/29/2025	at Colorado	W	27-20	1-0	0-0	3:25	52868
	09/06/2025	Gardner-Webb	W	59-12	2-0	0-0	3:22	37775
*	09/13/2025	Clemson	W	24-21	3-0	1-0	3:18	48059
	09/20/2025	Temple	W	45-24	4-0	1-0	3:15	45123
*	09/27/2025	at Wake Forest	Wot1	30-29	5-0	2-0	4:26	30264
*	10/11/2025	Virginia Tech	W	35-20	6-0	3-0	3:08	50878
*	10/18/2025	at Duke	W	27-18	7-0	4-0	3:25	27846
*	10/25/2025	Syracuse	W	41-16	8-0	5-0	3:32	51913
*	11/01/2025	at NC State	L	36-48	8-1	5-1	3:26	56919
*	11/15/2025	at Boston College	W	36-34	9-1	6-1	3:24	37879
*	11/22/2025	Pittsburgh	L	28-42	9-2	6-2	3:34	52413
	11/28/2025	Georgia	L	9-16	9-3	6-2	3:09	73728



2025-26 Georgia Tech Football
Overall Team Statistics
All games

Page 1/2
as of Dec 18, 2025

Team Statistics

	GATECH	OPP
Scoring	397	300
Points per game	33.1	25.0
Points Off Turnovers	20	40
First Downs	284	249
Rushing	131	103
Passing	131	123
Penalty	22	23
Rushing Yardage	2436	2036
Yards gained rushing	2582	2321
Yards lost rushing	146	285
Rushing attempts	435	443
Average per rush	5.6	4.6
Average per game	203.0	169.7
TDs Rushing	30	19
Passing Yardage	3159	2728
Comp-Att-Int	253-354-6	226-368-3
Average per pass	8.9	7.4
Average per catch	12.5	12.1
Average per game	263.3	227.3
TDs Passing	14	18
Total offense	5595	4764
Total plays	789	811
Average per play	7.1	5.9
Average per game	466.3	397.0
Kick returns: #-Yards	16-265	12-216
Punt returns: #-Yards	15-157	9-68
Int returns: #-Yards	3-55	6-110
Kick return average	16.6	18.0
Punt return average	10.5	7.6
Int return average	18.3	18.3
Fumbles-Lost	14-7	11-4
Penalties-Yards	71-565	77-671
Average per game	47.1	55.9
Punts-Yards	31-1463	56-2375
Average per punt	47.2	42.4
Net punt average	43.2	38.2
Kickoffs-Yards	78-5035	59-3538
Average per kick	64.6	60.0
Net kick average	40.7	38.9
Time of possession / game	29:04	30:56
3rd-down conversion	67/142	66/168
3rd-down pct	47%	39%
4th-down conversion	5/13	15/22



2025-26 Georgia Tech Football
Overall Team Statistics
All games

Page 2/2
as of Dec 18, 2025

	GATECH	OPP
4th-down pct	38%	68%
Sacks by-Yards	26-176	9-61
Misc Yards	65	0
Touchdowns scored	46	38
Field goals - attempts	25-28	13-19
On-Side kicks	0-2	0-4
Red-zone scores	(46-49) 94%	(35-43) 81%
Red-zone touchdowns	(29-49) 59%	(25-43) 58%
PAT-attempts	(42-42) 100%	(31-33) 94%
2-point conversion-attempts	(2-4) 50%	(1-5) 20%
Attendance	359889	205776
Games / Avg per game	7/51413	5/41155
Neutral site games	-	0/0

Score by Periods

Team	1st	2nd	3rd	4th	OT	TOT
Georgia Tech	76	98	92	124	7	397
Opponents	51	92	72	79	6	300



2025-26 Georgia Tech Football Individual Statistics All games

Page 1/3
as of Dec 18, 2025

Rushing

Player	gp	att	gain	loss	net	avg	td	lg	avg/g
Haynes King	11	178	1019	97	922	5.2	15	45	83.8
Malachi Hosley	12	87	641	7	634	7.3	7	55	52.8
Jamal Haynes	12	116	532	28	504	4.3	5	47	42.0
Jordan Allen	9	6	85	0	85	14.2	1	54	9.4
J.P. Powell	11	5	72	0	72	14.4	1	61	6.5
Daylon Gordon	12	4	63	0	63	15.8	1	47	5.3
Eric Rivers	12	6	49	0	49	8.2	0	27	4.1
Malik Rutherford	11	7	49	4	45	6.4	0	13	4.1
Trelain Maddox	9	10	35	0	35	3.5	0	9	3.9
Aaron Philo	3	4	19	0	19	4.8	0	12	6.3
Shane Marshall	12	2	10	0	10	5.0	0	8	0.8
Bailey Stockton	10	1	5	0	5	5.0	0	5	0.5
Chad Alexander	4	2	3	0	3	1.5	0	2	0.8
J.T. Byrne	12	1	0	1	-1	-1.0	0	0	-0.1
Team	12	6	0	9	-9	-1.5	0	0	-0.8
Total	12	435	2582	146	2436	5.6	30	61	203.0
Opponents	12	443	2321	285	2036	4.6	19	69	169.7

Passing

Player	gp	effic	comp-att-int	pct	yds	td	lg	avg/g
Haynes King	11	151.4	230-321-5	71.7	2697	12	71	245.2
Aaron Philo	3	191.5	21-28-1	75.0	373	1	78	124.3
Marshall Nichols	12	142.0	1-1-0	100.0	5	0	5	0.4
Graham Knowles	1	1136	1-1-0	100.0	84	1	84	84.0
Team	12	0.0	0-3-0	0.0	0	0	0	0.0
Total	12	156.1	253-354-6	71.5	3159	14	84	263.3
Opponents	12	138.2	226-368-3	61.4	2728	18	73	227.3

Receiving

Player	gp	no.	yds	avg	td	lg	avg/g
Eric Rivers	12	42	556	13.2	1	68	46.3
Malik Rutherford	11	38	418	11.0	3	71	38.0
Isiah Canion	12	33	480	14.5	4	42	40.0
Jamal Haynes	12	31	243	7.8	0	34	20.3
Bailey Stockton	10	21	233	11.1	0	33	23.3
Jordan Allen	9	19	312	16.4	0	78	34.7
Malachi Hosley	12	13	106	8.2	0	35	8.8
Luke Harpring	12	13	158	12.2	0	27	13.2
Brett Seither	11	11	212	19.3	0	30	19.3
Zion Taylor	12	11	129	11.7	1	45	10.8
Dean Patterson	12	6	131	21.8	2	84	10.9
Josh Beetham	12	5	131	26.2	2	49	10.9
J.T. Byrne	12	5	36	7.2	1	21	3.0
Chad Alexander	4	2	-2	-1.0	0	0	-0.5
Daylon Gordon	12	1	4	4.0	0	4	0.3
Will Kiker	12	1	5	5.0	0	5	0.4
Trelain Maddox	9	1	7	7.0	0	7	0.8
Total	12	253	3159	12.5	14	84	263.3
Opponents	12	226	2728	12.1	18	73	227.3

Punt Returns

Player	no.	yds	avg	td	lg
Eric Rivers	9	99	11.0	0	46
Bailey Stockton	6	58	9.7	0	24
Total	15	157	10.5	0	46
Opponents	9	68	7.6	0	15

Interceptions

Player	no.	yds	avg	td	lg
Omar Daniels	1	45	45.0	0	45
Rodney Shelley	1	0	0.0	0	0
Tah'j Butler	1	10	10.0	0	10
Total	3	55	18.3	0	45
Opponents	6	110	18.3	1	100

Kick Returns

Player	no.	yds	avg	td	lg
Shane Marshall	12	220	18.3	0	27
Josh Beetham	1	12	12.0	0	12
Jamal Haynes	1	17	17.0	0	17
Daiquan White	1	-1	-1.0	0	0
Luke Harpring	1	6	6.0	0	6
Total	16	265	16.6	0	27
Opponents	12	216	18.0	0	35

Fumbles Recovered

Player	no.	yds	avg	td	lg
Omar Daniels	1	95	95.0	1	95
Matthew Alexander	1	0	0.0	0	0
Zachary Tobe	1	0	0.0	0	0
Jordan Boyd	1	0	0.0	0	0
Total	4	95	23.8	1	95
Opponents	7	0	0.0	0	0



2025-26 Georgia Tech Football
Individual Statistics
All games

Page 2/3
as of Dec 18, 2025

Scoring

Player	td	fg	PAT						pts
			kick	rush	rcv	pass	dxp	saf	
Aidan Birr	-	25-28	42-42	-	-	-	-	-	117
Haynes King	15	-	-	-	-	1	-	-	90
Malachi Hosley	7	-	-	-	-	-	-	-	42
Jamal Haynes	5	-	-	-	-	-	-	-	30
Isiah Canon	4	-	-	-	-	-	-	-	24
Malik Rutherford	3	-	-	-	1	1	-	-	20
Dean Patterson	2	-	-	-	1	-	-	-	14
Josh Beetham	2	-	-	-	-	-	-	-	12
Ahmari Harvey	1	-	-	-	-	-	-	-	6
J.T. Byrne	1	-	-	-	-	-	-	-	6
Omar Daniels	1	-	-	-	-	-	-	-	6
Eric Rivers	1	-	-	-	-	-	-	-	6
Daylon Gordon	1	-	-	-	-	-	-	-	6
Zion Taylor	1	-	-	-	-	-	-	-	6
Jordan Allen	1	-	-	-	-	-	-	-	6
J.P. Powell	1	-	-	-	-	-	-	-	6
Total	46	25-28	42-42	0	2	2	0	0	397
Opponents	38	13-19	31-33	0	1	1	0	0	300

Total Offense

Player	g	plays	rush	pass	total	avg/g
Haynes King	11	499	922	2697	3619	329.0
Malachi Hosley	12	87	634	0	634	52.8
Jamal Haynes	12	116	504	0	504	42.0
Aaron Philo	3	32	19	373	392	130.7
Jordan Allen	9	6	85	0	85	9.4
Graham Knowles	1	1	0	84	84	84.0
J.P. Powell	11	5	72	0	72	6.5
Daylon Gordon	12	4	63	0	63	5.3
Eric Rivers	12	6	49	0	49	4.1
Malik Rutherford	11	7	45	0	45	4.1
Trelain Maddox	9	10	35	0	35	3.9
Shane Marshall	12	2	10	0	10	0.8
Marshall Nichols	12	1	0	5	5	0.4
Bailey Stockton	10	1	5	0	5	0.5
Chad Alexander	4	2	3	0	3	0.8
J.T. Byrne	12	1	-1	0	-1	-0.1
Team	12	0	-9	0	-9	-0.8
Total	12	789	2436	3159	5595	466.3
Opponents	12	811	2036	2728	4764	397.0

Field Goals

Player	fg	pct.	01-19	20-29	30-39	40-49	50-99	lg	blk
Aidan Birr	25-28	89.3	1-1	9-9	7-7	7-8	1-3	55	1
Opponents	13-19	68.4	0-0	7-8	3-4	2-4	1-3	50	1

Punting

Player	no.	yds	avg	lg	tb	fc	i20	50+	blk
Marshall Nichols	31	1463	47.2	64	3	7	13	9	0
Total	31	1463	47.2	64	3	7	13	9	0
Opponents	56	2375	42.4	61	5	26	20	10	0

FG Sequence

Team Name	Georgia Tech	Opponents
Colorado	(32),(43)	(42),(29)
Gardner-Webb	(),(23)	,40
Clemson	(40),(42),(55)	52
Temple	(32)	61,(41)
Wake Forest	(35),(19),(33)	(24),(24),27,(29)
Virginia Tech	(25),(30),51	
Duke	(40),(23)	(23),46
Syracuse	(20),(22)	(27)
NC State	(43),54,(23),(29)	(34),(37)
Boston College	49,(34),(26),(23)	
Pittsburgh		,35
Georgia	(30),(44),(41)	(22),(30),(50)

Kickoffs

Player	no.	yds	avg	tb	ob	retn	net	ydlIn
Aidan Birr	77	4975	64.6	65	0			
Landon Shaffer	1	60	60.0	0	0			
Total	78	5035	64.6	65	0	12	40.7	24
Opponents	59	3538	60.0	38	3	18	38.9	26

Numbers in (parentheses) indicate field goal was made



2025-26 Georgia Tech Football
Individual Statistics
All games

Page 3/3
as of Dec 18, 2025

All Purpose

Player	g	rush	rcv	pr	kr	ir	total	avg/g
Haynes King	11	922	0	0	0	0	922	83.8
Jamal Haynes	12	504	243	0	17	0	764	63.7
Malachi Hosley	12	634	106	0	0	0	740	61.7
Eric Rivers	12	49	556	99	0	0	704	58.7
Isiah Canion	12	0	480	0	0	0	480	40.0
Malik Rutherford	11	45	418	0	0	0	463	42.1
Jordan Allen	9	85	312	0	0	0	397	44.1
Bailey Stockton	10	5	233	58	0	0	296	29.6
Shane Marshall	12	10	0	0	220	0	230	19.2
Brett Seither	11	0	212	0	0	0	212	19.3
Luke Harpring	12	0	158	0	6	0	164	13.7
Josh Beetham	12	0	131	0	12	0	143	11.9
Dean Patterson	12	0	131	0	0	0	131	10.9
Zion Taylor	12	0	129	0	0	0	129	10.8
J.P. Powell	11	72	0	0	0	0	72	6.5
Daylon Gordon	12	63	4	0	0	0	67	5.6
Trelain Maddox	9	35	7	0	11	0	53	5.9
Omar Daniels	12	0	0	0	0	45	45	3.8
J.T. Byrne	12	-1	36	0	0	0	35	2.9
Aaron Philo	3	19	0	0	0	0	19	6.3
Tah'j Butler	12	0	0	0	0	10	10	0.8
Will Kiker	12	0	5	0	0	0	5	0.4
Chad Alexander	4	3	-2	0	0	0	1	0.3
Daiquan White	10	0	0	0	-1	0	-1	-0.1
Team	12	-9	0	0	0	0	-9	-0.8
Total	12	2436	3159	157	265	55	6072	506.0
Opponents	12	2036	2728	68	216	110	5158	429.8



**2025-26 Georgia Tech Football
Overall Defense Statistics
All games**

Page 1/2
as of Dec 18, 2025

Team Defense

			Tackles				Sacks	Pass defense			Fumbles	blkd		
##	Player	gp	ua	a	tot	tfl/yds	no-yds	int-yds	brup	qbh	fr-yds	ff	kick	saf
44	Kyle Efford	12	31	41	72	1.5-3	1.5-3	.	2	1	.	1	.	.
2	E.J. Lightsey	12	36	34	70	1-1	.	.	.	1
5	Clayton Powell-Lee	12	32	33	65	.	.	.	2	1	.	1	.	.
9	Omar Daniels	12	35	19	54	3-12	0.5-7	1-45	.	.	1-95	1	.	.
99	Jordan van den Berg	12	20	22	42	11-37	3-14	.	.	3	.	.	1	.
1	Cayman Spaulding	12	22	16	38	3-26	2.5-24	.	1	.	.	1	.	.
6	Rodney Shelley	10	25	11	36	2-5	.	1-0	3
14	Jy Gilmore	9	21	14	35	2.5-19	0.5-4	.	3	1
15	Tah'j Butler	12	18	15	33	3-6	.	1-10	3	1
23	Zachary Tobe	12	16	13	29	.	.	.	2	.	1-0	.	.	.
3	Ahmari Harvey	9	19	5	24	3-10	1-7	.	7
95	Jason Moore	12	3	19	22	0.5-2	0.5-2	.	2	.	.	1	.	.
33	Matthew Alexander	10	8	13	21	1-6	1-6	.	.	1	1-0	.	.	.
98	Amontrae Bradford	12	8	10	18	5.5-30	2.5-19	.	1	4
11	Brayden Manley	12	11	7	18	3-20	3-20	.	1	5	.	1	.	.
0	Melvin Jordan IV	11	5	13	18	0.5-4	0.5-4	.	1	1
7	Akelo Stone	8	10	7	17	5-37	4-33
16	Kelvin Hill	12	11	5	16	2.5-5	.	.	2
4	Daiquan White	10	12	4	16	2-13	.	.	1
88	A.J. Hoffer	10	8	8	16	2.5-18	1.5-14	.	.	3
27	Tae Harris	12	11	4	15	.	.	.	2	.	.	1	.	.
91	Andre Fuller	10	8	7	15	2-3	.	.	.	1
24	Ronald Triplette	10	4	10	14	3.5-14	1.5-6
8	Jordan Boyd	11	5	5	10	2.5-11	1-9	.	.	1	1-0	.	.	.
29	Jon Mitchell	6	6	2	8
55	Christian Garrett	3	3	4	7	1.5-4	1.5-4
39	Will Kiker	12	2	4	6
31	Fenix Felton	2	4	2	6
21	Daylon Gordon	12	4	2	6
89	Chris Elko	12	3	2	5
96	Shymeik Jones	11	1	3	4	1	.
36	Christian Pritchett	5	1	3	4
97	Landen Marshall	4	1	2	3
22	Trelain Maddox	9	1	2	3
22	D.J. Moore	2	2	1	3
13	Savion Riley	4	2	1	3
34	Myles Forristall	8	1	1	2
28	Elgin Sessions	11	1	1	2
20	J.P. Powell	11	.	2	2
17	Josh Beetham	12	2	.	2	1	.	.
90	Blake Belin	1	.	1	1



2025-26 Georgia Tech Football
Overall Defense Statistics
All games

Page 2/2
as of Dec 18, 2025

			Tackles				Sacks	Pass defense			Fumbles	blkd		
##	Player	gp	ua	a	tot	tfl/yds	no-yds	int-yds	brup	qbh	fr-yds	ff	kick	saf
25	Dalen Penson	10	1	.	1
74	Benjamin Galloway	4	1	.	1
27	Chad Alexander	4	.	1	1
94	Derry Norris	1	.	1	1
4	Isiah Canion	12	1
	Totals	12	415	370	785	62-286	26-176	3-55	34	24	4-95	8	2	0
	Opponents	12	455	352	807	55-180	9-61	6-110	19	25	7-0	7	1	0



2025-26 Georgia Tech Football
Passing Game-by-Game
All games

Page 1/1
as of Dec 18, 2025

#10 Haynes King	Comp	Att	Int	Pct	Yards	TD	Long	Sacked	Effic.
Colorado	13	20	1	65.0	143	0	27	0-0	115.1
Clemson	20	28	0	71.4	211	0	42	1-3	134.7
Temple	13	18	0	72.2	161	2	37	2-15	184.0
Wake Forest	28	42	0	66.7	243	1	37	0-0	123.1
Virginia Tech	20	24	0	83.3	213	1	31	0-0	171.6
Duke	14	21	0	66.7	205	0	49	0-0	148.7
Syracuse	25	31	0	80.6	304	3	37	1-5	195.0
NC State	25	35	1	71.4	408	2	68	2-10	182.5
Boston College	26	34	0	76.5	371	1	71	1-8	177.8
Pittsburgh	27	41	2	65.9	257	2	33	1-13	124.8
Georgia	19	27	1	70.4	181	0	30	1-7	119.3
Totals	230	321	5	71.7	2697	12	71	9-61	151.4

#12 Aaron Philo	Comp	Att	Int	Pct	Yards	TD	Long	Sacked	Effic.
Gardner-Webb	21	28	1	75.0	373	1	78	0-0	191.5
Totals	21	28	1	75.0	373	1	78	0-0	191.5

#14 Graham Knowles	Comp	Att	Int	Pct	Yards	TD	Long	Sacked	Effic.
Gardner-Webb	1	1	0	100.0	84	1	84	0-0	1136
Totals	1	1	0	100.0	84	1	84	0-0	1136

#47 Marshall Nichols	Comp	Att	Int	Pct	Yards	TD	Long	Sacked	Effic.
Wake Forest	1	1	0	100.0	5	0	5	0-0	142.0
Totals	1	1	0	100.0	5	0	5	0-0	142.0



**2025-26 Georgia Tech Football
Rushing/Receiving Game-by-Game
All games**

Page 1/1
as of Dec 18, 2025

Rushing

Player	No-Yds/TD	CU	GW	CU	Temple	WF	VT	DU	SU	NCSU	BC	UP	UG
Haynes King	178-922/15	19-156/3	DNP	25-103/1	8-15/1	21-106/2	14-60/2	14-120/1	12-91/2	20-103/2	15-53/0	20-76/1	10-39/0
Jamal Haynes	116-504/5	16-65/0	9-92/2	12-26/1	12-107/0	10-21/0	14-69/0	8-29/0	7-23/0	6-14/0	5-8/1	10-39/1	7-11/0
Malachi Hosley	87-634/7	7-47/0	9-100/2	3-13/0	5-59/2	8-36/0	11-129/1	11-23/1	8-81/0	6-30/0	15-107/1	1-3/0	3-6/0
Trelain Maddox	10-35/0	-	DNP	DNP	DNP	-	2-12/0	-	5-16/0	1-4/0	2-3/0	-	-
Malik Rutherford	7-45/0	1-13/0	-	-	1-9/0	2--4/0	-	-	DNP	-	2-21/0	-	1-6/0
Jordan Allen	6-85/1	-	-	DNP	1-4/0	DNP	DNP	-	1-8/0	-	3-65/1	-	1-8/0
Eric Rivers	6-49/0	2-34/0	1-1/0	1-6/0	1-5/0	-	-	1-3/0	-	-	-	-	-
J.P. Powell	5-72/1	-	4-11/1	-	1-61/0	-	-	-	-	DNP	-	-	-
Daylon Gordon	4-63/1	-	1-3/0	-	1-47/1	1-4/0	-	-	1-9/0	-	-	-	-
Aaron Philo	4-19/0	DNP	3-14/0	DNP	-	DNP	DNP	DNP	1-5/0	DNP	DNP	DNP	DNP
Shane Marshall	2-10/0	-	1-2/0	-	-	-	-	-	1-8/0	-	-	-	-
Chad Alexander	2-3/0	DNP	DNP	DNP	DNP	DNP	DNP	DNP	DNP	-	-	2-3/0	-
Bailey Stockton	1-5/0	1-5/0	-	-	-	-	-	-	-	DNP	DNP	-	-
J.T. Byrne	1--1/0	-	-	1--1/0	-	-	-	-	-	-	-	-	-

Receiving

Player	No-Yds/TD	CU	GW	CU	Temple	WF	VT	DU	SU	NCSU	BC	UP	UG
Eric Rivers	42-556/1	2-11/0	2-33/0	3-72/0	1-14/0	8-77/1	4-29/0	3-21/0	5-43/0	3-97/0	7-119/0	2-20/0	2-20/0
Malik Rutherford	38-418/3	-	5-62/0	4-22/0	2-33/1	5-38/0	6-49/1	1--2/0	DNP	-	5-121/1	6-68/0	4-27/0
Isiah Canion	33-480/4	2-14/0	2-53/1	5-56/0	2-44/1	4-70/0	1-8/0	3-56/0	2-15/0	1-13/0	3-30/0	4-67/2	4-54/0
Jamal Haynes	31-243/0	1-27/0	1-8/0	4-36/0	4-39/0	5-14/0	1-12/0	-	2-28/0	3-22/0	2-14/0	6-29/0	2-14/0
Bailey Stockton	21-233/0	4-48/0	2-43/0	-	3-27/0	1-2/0	1-8/0	2-16/0	4-48/0	DNP	DNP	2-31/0	2-10/0
Jordan Allen	19-312/0	-	1-78/0	DNP	-	DNP	DNP	2-20/0	6-67/0	5-110/0	2-18/0	2-10/0	1-9/0
Luke Harpring	13-158/0	2-18/0	1-5/0	-	-	1-14/0	3-39/0	1-24/0	1-7/0	4-51/0	-	-	-
Malachi Hosley	13-106/0	1-24/0	-	2-1/0	-	2-7/0	-	-	-	1-16/0	3-47/0	3-12/0	1--1/0
Brett Seither	11-212/0	-	1-26/0	-	1-4/0	DNP	1-29/0	-	-	4-73/0	1-10/0	1-21/0	2-49/0
Zion Taylor	11-129/1	1-1/0	3-58/0	1-18/0	-	-	-	-	2-25/0	2-20/1	2-7/0	-	-
Dean Patterson	6-131/2	-	3-87/1	1-6/0	-	-	1-1/0	-	1-37/1	-	-	-	-
Josh Beetham	5-131/2	-	-	-	-	1-17/0	1-31/0	1-49/0	2-34/2	-	-	-	-
J.T. Byrne	5-36/1	-	-	-	-	1-4/0	-	1-21/0	-	2-6/1	1-5/0	-	-
Chad Alexander	2--2/0	DNP	DNP	DNP	DNP	DNP	DNP	DNP	DNP	-	-	1--1/0	1--1/0
Trelain Maddox	1-7/0	-	DNP	DNP	DNP	-	1-7/0	-	-	-	-	-	-
Will Kiker	1-5/0	-	-	-	-	1-5/0	-	-	-	-	-	-	-
Daylon Gordon	1-4/0	-	1-4/0	-	-	-	-	-	-	-	-	-	-



**2025-26 Georgia Tech Football
Total Tackles Game-by-Game
All games**

Page 1/1
as of Dec 18, 2025

Total Tackles

Player	S-A	Total	CU	GW	CU	Temple	WF	VT	DU	SU	NCSU	BC	UP	UG
Kyle Efford	31-41	72	3-0	3-3	2-3	4-2	3-5	5-2	2-7	2-5	4-5	3-3	0-2	0-4
E.J. Lightsey	36-34	70	3-0	2-2	6-4	-	3-5	1-1	1-6	5-1	2-6	4-2	3-1	6-6
Clayton Powell-Lee	32-33	65	3-0	1-1	4-7	2-1	1-2	5-1	3-7	2-1	6-6	2-2	2-2	1-3
Omar Daniels	35-19	54	5-0	1-1	3-4	1-3	1-0	4-0	1-1	2-2	4-2	3-1	4-1	6-4
Jordan van den Berg	20-22	42	1-0	1-3	2-0	2-1	2-0	2-1	0-5	4-1	1-2	2-4	3-2	0-3
Cayman Spaulding	22-16	38	3-0	0-1	1-1	1-1	-	1-1	4-2	2-2	2-4	-	5-1	3-3
Rodney Shelley	25-11	36	DNP	DNP	-	2-3	-	0-1	3-2	2-2	4-2	8-0	4-0	2-1
Jy Gilmore	21-14	35	2-1	0-1	3-1	0-1	6-1	1-1	5-6	DNP	DNP	2-2	2-0	DNP
Tah'j Butler	18-15	33	1-0	2-3	-	5-3	0-1	-	2-2	3-0	0-4	2-1	-	3-1
Zachary Tobe	16-13	29	-	0-1	3-1	1-0	3-0	2-0	3-1	1-2	0-4	1-3	2-0	0-1
Ahmari Harvey	19-5	24	2-1	2-0	3-0	2-0	4-1	1-1	DNP	DNP	DNP	1-0	2-0	2-2
Jason Moore	3-19	22	0-1	1-2	0-1	0-1	0-1	0-1	1-4	1-4	0-2	-	0-1	0-1
Matthew Alexander	8-13	21	2-0	0-2	0-1	0-1	1-1	2-2	1-3	DNP	DNP	1-0	-	1-3
Brayden Manley	11-7	18	-	1-2	1-0	2-0	1-0	1-1	1-0	0-1	2-1	-	1-1	1-1
Amontrae Bradford	8-10	18	-	4-1	-	0-2	3-1	1-1	0-1	0-2	0-2	-	-	-
Melvin Jordan IV	5-13	18	2-0	2-3	0-1	1-5	0-1	-	0-1	0-2	-	-	-	DNP
Akelo Stone	10-7	17	3-1	3-1	-	0-2	1-0	DNP	DNP	DNP	1-3	2-0	-	DNP
Daiquan White	12-4	16	DNP	2-1	-	3-1	2-1	-	2-1	1-0	1-0	1-0	DNP	-
Kelvin Hill	11-5	16	-	2-3	0-1	-	1-0	-	-	-	3-0	-	5-0	0-1
A.J. Hoffler	8-8	16	DNP	DNP	-	-	1-2	2-1	1-0	0-1	-	-	1-3	3-1
Tae Harris	11-4	15	-	2-1	-	3-0	1-1	1-0	-	2-2	-	2-0	-	-
Andre Fuller	8-7	15	3-0	1-2	1-1	DNP	0-1	2-1	-	0-1	-	1-0	DNP	0-1
Ronald Triplette	4-10	14	-	DNP	DNP	1-3	1-0	2-0	0-2	0-1	0-1	-	-	0-3
Jordan Boyd	5-5	10	-	1-0	-	2-2	-	DNP	0-1	0-1	-	1-0	-	1-1
Jon Mitchell	6-2	8	1-1	1-0	DNP	1-1	DNP	DNP	1-0	2-0	DNP	DNP	-	DNP
Christian Garrett	3-4	7	1-0	2-2	DNP	0-2	DNP	DNP	DNP	DNP	DNP	DNP	DNP	DNP
Daylon Gordon	4-2	6	1-0	-	0-1	-	-	0-1	-	1-0	-	-	1-0	1-0
Fenix Felton	4-2	6	DNP	DNP	DNP	DNP	-	DNP	DNP	DNP	DNP	DNP	DNP	4-2
Will Kiker	2-4	6	-	1-2	-	0-1	-	-	-	-	1-1	-	-	-
Chris Elko	3-2	5	-	0-1	1-0	-	-	2-0	0-1	-	-	-	-	-
Christian Pritchett	1-3	4	-	1-1	-	0-2	DNP	DNP	DNP	-	DNP	DNP	DNP	DNP
Shymeik Jones	1-3	4	-	0-1	DNP	0-2	-	-	-	-	-	-	-	1-0
Savion Riley	2-1	3	2-1	DNP	DNP	DNP	DNP	DNP	DNP	DNP	DNP	-	-	-
D.J. Moore	2-1	3	-	2-1	DNP	DNP	DNP	DNP	DNP	DNP	DNP	DNP	DNP	DNP
Trelain Maddox	1-2	3	-	DNP	DNP	DNP	-	-	0-1	0-1	1-0	-	-	-
Landen Marshall	1-2	3	DNP	0-1	-	-	DNP	DNP	DNP	1-1	DNP	DNP	DNP	DNP
Josh Beetham	2-0	2	-	-	1-0	-	-	-	-	1-0	-	-	-	-
Elgin Sessions	1-1	2	DNP	1-0	-	-	-	-	-	0-1	-	-	-	-
Myles Forristall	1-1	2	-	1-1	-	-	-	DNP	DNP	DNP	DNP	-	-	-
J.P. Powell	0-2	2	-	-	0-1	-	-	0-1	-	-	DNP	-	-	-
Dalen Penson	1-0	1	DNP	-	DNP	1-0	-	-	-	-	-	-	-	-
Benjamin Galloway	1-0	1	DNP	DNP	DNP	-	DNP	DNP	DNP	-	-	DNP	1-0	DNP
Chad Alexander	0-1	1	DNP	DNP	DNP	DNP	DNP	DNP	DNP	DNP	0-1	-	-	-
Blake Belin	0-1	1	DNP	0-1	DNP	DNP	DNP	DNP	DNP	DNP	DNP	DNP	DNP	DNP
Derry Norris	0-1	1	DNP	0-1	DNP	DNP	DNP	DNP	DNP	DNP	DNP	DNP	DNP	DNP



2025-26 Georgia Tech Football
Team Game-by-Game
All games

Page 1/2
as of Dec 18, 2025

Date	Opponent	Rushing				Receiving				Passing				Kick Returns				Punt Returns				tot off
		no.	yds	td	lg	no.	yds	td	lg	cmp-att-int	yds	td	lg	no.	yds	td	lg	no.	yds	td	lg	
08/29/2025	at Colorado	47	320	3	45	13	143	0	27	13-21-1	143	0	27	0	0	0	0	2	19	0	21	463
09/06/2025	Gardner-Webb	28	223	5	55	22	457	2	84	22-29-1	457	2	84	1	6	0	6	4	50	0	24	680
09/13/2025	Clemson	42	147	2	17	20	211	0	42	20-28-0	211	0	42	0	0	0	0	1	-2	0	0	358
09/20/2025	Temple	30	307	4	61	13	161	2	37	13-18-0	161	2	37	1	-1	0	0	1	0	0	0	468
09/27/2025	at Wake Forest	42	163	2	22	29	248	1	37	29-43-0	248	1	37	3	58	0	22	2	28	0	15	411
10/11/2025	Virginia Tech	42	268	3	36	20	213	1	31	20-24-0	213	1	31	1	18	0	18	1	46	0	46	481
10/18/2025	at Duke	36	171	2	32	14	205	0	49	14-21-0	205	0	49	1	14	0	14	0	0	0	0	376
10/25/2025	Syracuse	37	239	2	27	25	304	3	37	25-31-0	304	3	37	0	0	0	0	1	1	0	1	543
11/01/2025	at NC State	33	151	2	23	25	408	2	68	25-37-1	408	2	68	3	63	0	24	0	0	0	0	559
11/15/2025	at Boston College	42	257	3	54	26	371	1	71	26-34-0	371	1	71	4	88	0	27	1	-2	0	0	628
11/22/2025	Pittsburgh	33	121	2	16	27	257	2	33	27-41-2	257	2	33	1	17	0	17	2	17	0	16	378
11/28/2025	Georgia	23	69	0	13	19	181	0	30	19-27-1	181	0	30	1	2	0	2	0	0	0	0	250
Georgia Tech		435	2436	30	61	253	3159	14	84	253-354-6	3159	14	84	16	265	0	27	15	157	0	46	5595
Opponents		443	2036	19	69	226	2728	18	73	226-368-3	2728	18	73	12	216	0	35	9	68	0	15	4764

Georgia Tech Averages

Games	Avg/ rush	Avg/ catch	Pass effic	KR avg	PR avg	All purpose avg/game	Total offense avg/game
12	5.6	12.5	156.1	16.6	10.5	506.0	466.3

Date	Opponent	Tackles				Sacks	Fumble		Pass Defense			blkd kick	PAT attempts			off		
		ua	a	total	tfl-yds		ff	fr-yds	int-yds	qbh	brup		kick	rush	rcv	saf	t/o	pts
08/29/2025	at Colorado	38	6	44	6.0-19	0-0	0	0-0	0-0	1	2	0	3-3	0	0	0	0	27
09/06/2025	Gardner-Webb	40	46	86	14.0-57	6-41	1	1-0	0-0	1	2	2	8-8	0	0	0	7	59
09/13/2025	Clemson	31	28	59	0.0-0	0-0	1	1-0	1-45	0	3	0	1-1	0	1	0	3	24
09/20/2025	Temple	34	40	74	6.0-25	2-8	0	0-0	0-0	5	5	0	6-6	0	0	0	0	45
09/27/2025	at Wake Forest	35	24	59	5.0-15	0-0	1	0-0	0-0	4	3	0	3-3	0	0	0	0	30
10/11/2025	Virginia Tech	35	18	53	6.0-21	4-14	0	0-0	1-0	2	2	0	3-3	0	1	0	0	35
10/18/2025	at Duke	31	54	85	3.0-28	2-15	0	1-95	0-0	4	5	0	3-3	0	0	0	7	27
10/25/2025	Syracuse	32	34	66	2.0-9	2-9	3	1-0	0-0	3	2	0	5-5	0	0	0	0	41
11/01/2025	at NC State	32	46	78	3.0-10	1-7	1	0-0	0-0	2	1	0	3-3	0	0	0	0	36
11/15/2025	at Boston College	36	18	54	3.0-12	1-9	0	0-0	0-0	2	3	0	3-3	0	0	0	0	36
11/22/2025	Pittsburgh	36	14	50	7.0-65	6-61	1	0-0	0-0	0	2	0	4-4	0	0	0	0	28
11/28/2025	Georgia	35	42	77	7.0-25	2-12	0	0-0	1-10	0	4	0	0-0	0	0	0	3	9
Georgia Tech		415	370	785	62.0-286	26-176	8	4-95	3-55	24	34	2	42-42	0	2	0	20	397
Opponents		455	352	807	55.0-180	9-61	7	7-0	6-110	25	19	1	31-33	0	1	0	40	300

		Punting									Field Goals				Kickoffs				
Date	Opponent	no.	yds	avg	long	blkd	tb	fc	50+	i20	md-att	long	blkd	no.	yds	avg	tb	ob	
08/29/2025	at Colorado	2	93	46.5	48	0	0	1	0	1	2-2	43	0	5	325	65.0	5	0	
09/06/2025	Gardner-Webb	1	46	46.0	46	0	0	1	0	0	1-1	23	0	10	645	64.5	7	0	
09/13/2025	Clemson	2	89	44.5	48	0	0	0	0	0	3-3	55	0	5	324	64.8	4	0	
09/20/2025	Temple	4	205	51.3	64	0	0	1	2	2	1-1	32	0	8	520	65.0	8	0	
09/27/2025	at Wake Forest	4	175	43.8	47	0	0	1	0	4	3-3	35	0	6	390	65.0	6	0	
10/11/2025	Virginia Tech	2	108	54.0	55	0	0	0	2	0	2-3	30	1	7	450	64.3	6	0	
10/18/2025	at Duke	3	130	43.3	49	0	1	0	0	1	2-2	40	0	6	380	63.3	5	0	
10/25/2025	Syracuse	2	119	59.5	62	0	1	0	2	1	2-2	22	0	8	520	65.0	5	0	
11/01/2025	at NC State	1	42	42.0	42	0	0	0	0	0	3-4	43	0	7	449	64.1	5	0	
11/15/2025	at Boston College	2	83	41.5	46	0	0	0	0	2	3-4	34	0	8	512	64.0	7	0	
11/22/2025	Pittsburgh	4	205	51.3	55	0	0	2	2	1	0-0	0	0	4	260	65.0	3	0	
11/28/2025	Georgia	4	168	42.0	55	0	1	1	1	1	3-3	44	0	4	260	65.0	4	0	
Georgia Tech		31	1463	47.2	64	0	3	7	9	13	25-28	55	1	78	5035	64.6	65	0	



2025-26 Georgia Tech Football
Team Game-by-Game
All games

Page 2/2
as of Dec 18, 2025

Date Opponent		Punting										Field Goals			Kickoffs				
		no.	yds	avg	long	blkd	tb	fc	50+	i20	md-att	long	blkd	no.	yds	avg	tb	ob	
Opponents		56	2375	42.4	61	0	5	26	10	20	13-19	50	1	59	3538	60.0	38	3	



2025-26 Georgia Tech Football Opponents Game-by-Game All games

Page 1/2
as of Dec 18, 2025

Date	Opponent	Rushing				Receiving				Passing				Kick Returns				Punt Returns				tot	
		no.	yds	td	lg	no.	yds	td	lg	cmp	att	int	yds	td	lg	no.	yds	td	lg	no.	yds	td	lg
08/29/2025	at Colorado	31	146	1	22	17	159	1	39	17-29-0	159	1	39	0	0	0	0	1	11	0	11		305
09/06/2025	Gardner-Webb	47	117	0	26	20	209	2	29	20-30-0	209	2	29	3	34	0	22	0	0	0	0		326
09/13/2025	Clemson	35	174	2	30	15	207	1	73	15-26-1	207	1	73	1	20	0	20	2	21	0	12		381
09/20/2025	Temple	44	184	1	42	17	144	2	28	17-37-0	144	2	28	0	0	0	0	1	4	0	4		328
09/27/2025	at Wake Forest	40	210	3	29	14	233	0	39	14-31-0	233	0	39	0	0	0	0	0	0	0	0		443
10/11/2025	Virginia Tech	34	186	1	32	13	181	2	36	13-21-1	181	2	36	1	22	0	22	2	28	0	14		367
10/18/2025	at Duke	32	68	0	15	32	373	2	35	32-44-0	373	2	35	1	35	0	35	0	0	0	0		441
10/25/2025	Syracuse	34	157	1	41	17	224	1	41	17-29-0	224	1	41	3	53	0	22	1	-11	0	0		381
11/01/2025	at NC State	34	243	4	69	24	340	2	55	24-33-0	340	2	55	2	36	0	22	1	0	0	0		583
11/15/2025	at Boston College	26	175	3	43	26	362	2	57	26-40-0	362	2	57	0	0	0	0	0	0	0	0		537
11/22/2025	Pittsburgh	40	186	3	56	20	226	2	31	20-27-0	226	2	31	1	16	0	16	0	0	0	0		412
11/28/2025	Georgia	46	190	0	22	11	70	1	24	11-21-1	70	1	24	0	0	0	0	1	15	0	15		260
Opponents		443	2036	19	69	226	2728	18	73	226-368-3	2728	18	73	12	216	0	35	9	68	0	15		4764
Georgia Tech		435	2436	30	61	253	3159	14	84	253-354-6	3159	14	84	16	265	0	27	15	157	0	46		5595

Opponents Averages

Games	Avg/ rush	Avg/ catch	Pass effic	KR avg	PR avg	All purpose avg/game	Total offense avg/game
12	4.6	12.1	138.2	18.0	7.6	429.8	397.0

Date	Opponent	Tackles				Sacks	Fumble		Pass Defense			blkd kick	PAT attempts			off		
		ua	a	total	tfl-yds		ff	fr-yds	int-yds	qbh	brup		kick	rush	rcv	saf	t/o	pts
08/29/2025	at Colorado	39	36	75	3.0-4	0-0	0	2-0	1-0	3	2	0	2-2	0	0	0	7	20
09/06/2025	Gardner-Webb	35	14	49	1.0-3	0-0	1	1-0	1-0	3	0	0	0-2	0	0	0	6	12
09/13/2025	Clemson	47	20	67	8.0-47	1-3	1	0-0	0-0	0	1	0	3-3	0	0	0	0	21
09/20/2025	Temple	21	26	47	5.0-25	2-15	0	1-0	0-0	1	1	0	3-3	0	0	0	7	24
09/27/2025	at Wake Forest	44	50	94	4.0-6	0-0	1	1-0	0-0	3	3	0	2-2	0	0	0	3	29
10/11/2025	Virginia Tech	44	28	72	6.0-16	0-0	0	0-0	0-0	0	1	1	2-2	0	0	0	0	20
10/18/2025	at Duke	26	36	62	6.0-11	0-0	0	0-0	0-0	2	4	0	1-1	0	1	0	0	18
10/25/2025	Syracuse	39	30	69	4.0-13	1-5	2	1-0	0-0	2	1	0	1-1	0	0	0	3	16
11/01/2025	at NC State	35	40	75	4.0-13	2-10	0	0-0	1-0	4	1	0	6-6	0	0	0	0	48
11/15/2025	at Boston College	55	28	83	2.0-9	1-8	2	1-0	0-0	2	1	0	4-4	0	0	0	0	34
11/22/2025	Pittsburgh	39	26	65	5.0-20	1-13	0	0-0	2-110	1	3	0	6-6	0	0	0	14	42
11/28/2025	Georgia	31	18	49	7.0-13	1-7	0	0-0	1-0	4	1	0	1-1	0	0	0	0	16
Opponents		455	352	807	55.0-180	9-61	7	7-0	6-110	25	19	1	31-33	0	1	0	40	300
Georgia Tech		415	370	785	62.0-286	26-176	8	4-95	3-55	24	34	2	42-42	0	2	0	20	397

Date	Opponent	Punting										Field Goals			Kickoffs			
		no.	yds	avg	long	blkd	tb	fc	50+	i20	md-att	long	blkd	no.	yds	avg	tb	ob
08/29/2025	at Colorado	5	225	45.0	53	0	1	2	2	3	2-2	42	0	5	325	65.0	5	0
09/06/2025	Gardner-Webb	8	370	46.3	61	0	0	2	2	4	0-1	0	1	3	163	54.3	2	0
09/13/2025	Clemson	3	130	43.3	48	0	0	2	0	2	0-1	0	0	4	260	65.0	4	0
09/20/2025	Temple	7	277	39.6	44	0	0	5	0	0	1-2	41	0	4	232	58.0	3	0
09/27/2025	at Wake Forest	6	233	38.8	48	0	0	3	0	1	3-4	29	0	6	385	64.2	3	0
10/11/2025	Virginia Tech	4	195	48.8	59	0	0	1	1	3	0-0	0	0	3	193	64.3	2	0
10/18/2025	at Duke	3	127	42.3	48	0	0	2	0	2	1-2	23	0	4	184	46.0	1	1
10/25/2025	Syracuse	4	180	45.0	57	0	1	2	1	0	1-1	27	0	3	195	65.0	3	0
11/01/2025	at NC State	2	67	33.5	35	0	0	2	0	1	2-2	37	0	8	512	64.0	5	0
11/15/2025	at Boston College	5	160	32.0	47	0	0	2	0	3	0-0	0	0	6	364	60.7	2	0
11/22/2025	Pittsburgh	5	206	41.2	55	0	2	0	2	0	0-1	0	0	8	401	50.1	4	2
11/28/2025	Georgia	4	205	51.3	61	0	1	3	2	1	3-3	50	0	5	324	64.8	4	0
Opponents		56	2375	42.4	61	0	5	26	10	20	13-19	50	1	59	3538	60.0	38	3



2025-26 Georgia Tech Football
Opponents Game-by-Game
All games

Page 2/2
as of Dec 18, 2025

Date Opponent		Punting										Field Goals			Kickoffs				
		no.	yds	avg	long	blkd	tb	fc	50+	i20	md-att	long	blkd	no.	yds	avg	tb	ob	
Georgia Tech		31	1463	47.2	64	0	3	7	9	13	25-28	55	1	78	5035	64.6	65	0	



2025-26 Georgia Tech Football Team Game-by-Game Comparison All games

Page 1/1
as of Dec 18, 2025

Opponent	Score	First Downs				Pen	Rushing Number-Yards	Passing		Yards	Total Offense Plays-Yards	Return Yards	Turn- Overs
		Total	Rush	Pass	Comp-Att.-Int								
Colorado	27-20	27 / 19	17 / 7	8 / 9	2 / 3	47-320 / 31-146	13-21-1 / 17-29-0	143 / 159	68-463 / 60-305	19 / 11	3 / 0		
Gardner-Webb	59-12	21 / 20	8 / 6	12 / 10	1 / 4	28-223 / 47-117	22-29-1 / 20-30-0	457 / 209	57-680 / 77-326	56 / 34	2 / 1		
Clemson	24-21	18 / 17	9 / 7	9 / 9	0 / 1	42-147 / 35-174	20-28-0 / 15-26-1	211 / 207	70-358 / 61-381	43 / 41	0 / 2		
Temple	45-24	19 / 19	11 / 9	6 / 7	2 / 3	30-307 / 44-184	13-18-0 / 17-37-0	161 / 144	48-468 / 81-328	-1 / 4	1 / 0		
Wake Forest	30-29	27 / 20	12 / 9	11 / 10	4 / 1	42-163 / 40-210	29-43-0 / 14-31-0	248 / 233	85-411 / 71-443	86 / 0	1 / 0		
Virginia Tech	35-20	28 / 20	16 / 9	10 / 9	2 / 2	42-268 / 34-186	20-24-0 / 13-21-1	213 / 181	66-481 / 55-367	64 / 50	0 / 1		
Duke	27-18	21 / 26	10 / 8	8 / 17	3 / 1	36-171 / 32-68	14-21-0 / 32-44-0	205 / 373	57-376 / 76-441	109 / 35	0 / 1		
Syracuse	41-16	28 / 17	13 / 9	14 / 8	1 / 0	37-239 / 34-157	25-31-0 / 17-29-0	304 / 224	68-543 / 63-381	1 / 42	1 / 1		
NC State	36-48	30 / 26	10 / 8	18 / 16	2 / 2	33-151 / 34-243	25-37-1 / 24-33-0	408 / 340	70-559 / 67-583	63 / 36	1 / 0		
Boston College	36-34	30 / 24	14 / 8	15 / 14	1 / 2	42-257 / 26-175	26-34-0 / 26-40-0	371 / 362	76-628 / 66-537	86 / 0	1 / 0		
Pittsburgh	28-42	21 / 22	8 / 11	11 / 10	2 / 1	33-121 / 40-186	27-41-2 / 20-27-0	257 / 226	74-378 / 67-412	34 / 126	2 / 0		
Georgia	9-16	14 / 19	3 / 12	9 / 4	2 / 3	23-69 / 46-190	19-27-1 / 11-21-1	181 / 70	50-250 / 67-260	12 / 15	1 / 1		
Totals	397-300	284 / 249	131 / 103	131 / 123	22 / 23	435-2436 / 443-2036	253-354-6 / 226-368-3	3159 / 2728	789-5595 / 811-4764	572 / 394	13 / 7		

Opponents	3rd Down Conversion	4th Down Conversion	Time of Possession	TOP Margin	Avg Yds/Rush	Avg Yds/Pass	Avg Yds/Play	Punting Number-Avg	Penalties Number-Yards	Sacks
Colorado	6-11 / 5-13	1-1 / 1-1	32:23 / 27:37	04:46	6.8 / 4.7	6.8 / 5.5	6.8 / 5.1	2-46.5 / 5-45.0	8-65.0 / 5-45.0	0 / 0
Gardner-Webb	2-8 / 4-18	1-2 / 1-2	22:37 / 37:23	-14:46	8.0 / 2.5	15.8 / 7.0	11.9 / 4.2	1-46.0 / 8-46.3	12-94.0 / 5-20.0	6 / 0
Clemson	8-15 / 7-12	0-2 / 1-1	32:05 / 27:55	04:10	3.5 / 5.0	7.5 / 8.0	5.1 / 6.2	2-44.5 / 3-43.3	3-16.0 / 2-25.0	0 / 1
Temple	3-8 / 6-19	0-0 / 3-4	22:31 / 37:29	-14:58	10.2 / 4.2	8.9 / 3.9	9.8 / 4.0	4-51.3 / 7-39.6	6-55.0 / 8-75.0	2 / 2
Wake Forest	7-16 / 9-19	0-2 / 0-0	32:46 / 27:14	05:32	3.9 / 5.3	5.8 / 7.5	4.8 / 6.2	4-43.8 / 6-38.8	4-23.0 / 8-81.0	0 / 0
Virginia Tech	7-12 / 0-8	1-1 / 3-4	31:54 / 28:06	03:48	6.4 / 5.5	8.9 / 8.6	7.3 / 6.7	2-54.0 / 4-48.8	6-70.0 / 10-82.0	4 / 0
Duke	6-12 / 7-15	0-0 / 1-2	26:31 / 33:29	-06:58	4.8 / 2.1	9.8 / 8.5	6.6 / 5.8	3-43.3 / 3-42.3	4-17.0 / 8-59.0	2 / 0
Syracuse	8-12 / 5-14	1-1 / 2-4	31:40 / 28:20	03:20	6.5 / 4.6	9.8 / 7.7	8.0 / 6.0	2-59.5 / 4-45.0	4-40.0 / 7-55.0	2 / 1
NC State	6-11 / 7-11	0-0 / 0-0	28:35 / 31:25	-02:50	4.6 / 7.1	11.0 / 10.3	8.0 / 8.7	1-42.0 / 2-33.5	4-23.0 / 7-64.0	1 / 2
Boston College	7-12 / 5-12	0-0 / 2-2	32:44 / 27:16	05:28	6.1 / 6.7	10.9 / 9.1	8.3 / 8.1	2-41.5 / 5-32.0	6-34.0 / 4-40.0	1 / 1
Pittsburgh	3-14 / 5-13	1-4 / 0-1	30:25 / 29:35	00:50	3.7 / 4.7	6.3 / 8.4	5.1 / 6.1	4-51.3 / 5-41.2	9-71.0 / 8-80.0	6 / 1
Georgia	4-11 / 6-14	0-0 / 1-1	24:39 / 35:21	-10:42	3.0 / 4.1	6.7 / 3.3	5.0 / 3.9	4-42.0 / 4-51.3	5-57.0 / 5-45.0	2 / 1
Totals	67-142 / 66-168	5-13 / 15-22	348:50 / 371:10	-22:20	5.6 / 4.6	8.9 / 7.4	7.1 / 5.9	31-47.2 / 56-42.4	71-565.0 / 77-671.0	26 / 9

Note: Game totals are displayed in the format TEAM/OPPONENT for each category



2025-26 Georgia Tech Football
By Quarter Statistics
All games

Page 1/2
as of Dec 18, 2025

3rd-Down Conversions

Date	Opponent		Score	Overall	1st Qtr	2nd Qtr	3rd Qtr	4th Qtr	Overtime
08/29/2025	at Colorado	W	27-20	6-11 54.5	1-1 100.0	2-4 50.0	2-4 50.0	1-2 50.0	0-0 0.0
09/06/2025	Gardner-Webb	W	59-12	2-8 25.0	0-1 0.0	2-3 66.7	0-2 0.0	0-2 0.0	0-0 0.0
09/13/2025	Clemson	W	24-21	8-15 53.3	3-5 60.0	0-1 0.0	1-4 25.0	4-5 80.0	0-0 0.0
09/20/2025	Temple	W	45-24	3-8 37.5	2-2 100.0	0-3 0.0	1-2 50.0	0-1 0.0	0-0 0.0
09/27/2025	at Wake Forest	Wot1	30-29	7-16 43.8	1-4 25.0	0-3 0.0	5-5 100.0	1-4 25.0	0-0 0.0
10/11/2025	Virginia Tech	W	35-20	7-12 58.3	2-2 100.0	2-5 40.0	2-3 66.7	1-2 50.0	0-0 0.0
10/18/2025	at Duke	W	27-18	6-12 50.0	0-2 0.0	2-4 50.0	1-2 50.0	3-4 75.0	0-0 0.0
10/25/2025	Syracuse	W	41-16	8-12 66.7	1-3 33.3	3-4 75.0	2-2 100.0	2-3 66.7	0-0 0.0
11/01/2025	at NC State	L	36-48	6-11 54.5	0-0 0.0	2-4 50.0	2-4 50.0	2-3 66.7	0-0 0.0
11/15/2025	at Boston College	W	36-34	7-12 58.3	1-2 50.0	1-2 50.0	3-4 75.0	2-4 50.0	0-0 0.0
11/22/2025	Pittsburgh	L	28-42	3-14 21.4	0-5 0.0	2-4 50.0	0-2 0.0	1-3 33.3	0-0 0.0
11/28/2025	Georgia	L	9-16	4-11 36.4	2-4 50.0	0-2 0.0	1-2 50.0	1-3 33.3	0-0 0.0
Georgia Tech				67-142 47.2	13-31 41.9	16-39 41.0	20-36 55.6	18-36 50.0	0-0 0.0
Opponents				66-168 39.3	18-38 47.4	17-46 37.0	11-35 31.4	20-49 40.8	0-0 0.0

4th-Down Conversions

Date	Opponent		Score	Overall	1st Qtr	2nd Qtr	3rd Qtr	4th Qtr	Overtime
08/29/2025	at Colorado	W	27-20	1-1 100.0	0-0 0.0	0-0 0.0	1-1 100.0	0-0 0.0	0-0 0.0
09/06/2025	Gardner-Webb	W	59-12	1-2 50.0	0-0 0.0	0-0 0.0	1-2 50.0	0-0 0.0	0-0 0.0
09/13/2025	Clemson	W	24-21	0-2 0.0	0-1 0.0	0-0 0.0	0-1 0.0	0-0 0.0	0-0 0.0
09/20/2025	Temple	W	45-24	0-0 0.0	0-0 0.0	0-0 0.0	0-0 0.0	0-0 0.0	0-0 0.0
09/27/2025	at Wake Forest	Wot1	30-29	0-2 0.0	0-0 0.0	0-2 0.0	0-0 0.0	0-0 0.0	0-0 0.0
10/11/2025	Virginia Tech	W	35-20	1-1 100.0	0-0 0.0	1-1 100.0	0-0 0.0	0-0 0.0	0-0 0.0
10/18/2025	at Duke	W	27-18	0-0 0.0	0-0 0.0	0-0 0.0	0-0 0.0	0-0 0.0	0-0 0.0
10/25/2025	Syracuse	W	41-16	1-1 100.0	0-0 0.0	1-1 100.0	0-0 0.0	0-0 0.0	0-0 0.0
11/01/2025	at NC State	L	36-48	0-0 0.0	0-0 0.0	0-0 0.0	0-0 0.0	0-0 0.0	0-0 0.0
11/15/2025	at Boston College	W	36-34	0-0 0.0	0-0 0.0	0-0 0.0	0-0 0.0	0-0 0.0	0-0 0.0
11/22/2025	Pittsburgh	L	28-42	1-4 25.0	0-1 0.0	1-1 100.0	0-1 0.0	0-1 0.0	0-0 0.0
11/28/2025	Georgia	L	9-16	0-0 0.0	0-0 0.0	0-0 0.0	0-0 0.0	0-0 0.0	0-0 0.0
Georgia Tech				5-13 38.5	0-2 0.0	3-5 60.0	2-5 40.0	0-1 0.0	0-0 0.0
Opponents				15-22 68.2	1-1 100.0	4-7 57.1	6-6 100.0	4-8 50.0	0-0 0.0

Time of Possession

Date	Opponent		Score	Overall	1st Qtr	2nd Qtr	3rd Qtr	4th Qtr	Overtime
08/29/2025	at Colorado	W	27-20	32:23	05:02	14:06	08:25	04:50	00:00
09/06/2025	Gardner-Webb	W	59-12	22:37	04:10	05:50	07:29	05:08	00:00
09/13/2025	Clemson	W	24-21	32:05	06:47	08:10	07:27	09:41	00:00
09/20/2025	Temple	W	45-24	22:31	06:31	04:53	06:38	04:29	00:00
09/27/2025	at Wake Forest	Wot1	30-29	32:46	09:27	07:32	08:52	06:55	00:00
10/11/2025	Virginia Tech	W	35-20	31:54	06:43	11:40	05:50	07:41	00:00
10/18/2025	at Duke	W	27-18	26:31	05:17	06:18	03:25	11:31	00:00
10/25/2025	Syracuse	W	41-16	31:40	08:28	08:26	05:56	08:50	00:00
11/01/2025	at NC State	L	36-48	28:35	02:05	10:36	11:39	04:15	00:00
11/15/2025	at Boston College	W	36-34	32:44	07:15	07:37	07:30	10:22	00:00
11/22/2025	Pittsburgh	L	28-42	30:25	06:33	08:03	05:47	10:02	00:00



2025-26 Georgia Tech Football
By Quarter Statistics
All games

Page 2/2
as of Dec 18, 2025

Date	Opponent		Score	Overall	1st Qtr	2nd Qtr	3rd Qtr	4th Qtr	Overtime
11/28/2025	Georgia	L	9-16	24:39	09:10	02:38	06:16	06:35	00:00
Georgia Tech			Total	348:50	77:28	95:49	85:14	90:19	00:00
			Avg.	29:04	06:27	07:59	07:06	07:32	00:00
Opponents			Total	371:10	76:03	110:40	77:32	106:55	00:00
			Avg.	30:56	06:20	09:13	06:28	08:55	00:00



2025-26 Georgia Tech Football
Red-Zone Results
All games

Page 1/1
as of Dec 18, 2025

Georgia Tech Inside Opponent Red-Zone

Date	Opponent	Score	Times	Times	Total	Rush			Pass	FGs	Failed to score inside RZ					
			In RZ	Scored	Pts	TDs	TDs	TDs	TDs	Made	FGA	Down	Int	Fumb	Half	Game
08/29/2025	at Colorado	W 27-20	3	3	17	2	2	0	1	1	1	0	0	0	0	0
09/06/2025	Gardner-Webb	W 59-12	5	5	32	4	3	1	1	1	1	0	0	0	0	0
09/13/2025	Clemson	W 24-21	3	2	15	2	2	0	0	0	0	1	0	0	0	0
09/20/2025	Temple	W 45-24	3	3	17	2	2	0	1	1	1	0	0	0	0	0
09/27/2025	at Wake Forest	W 30-29	6	6	30	3	2	1	3	3	3	0	0	0	0	0
10/11/2025	Virginia Tech	W 35-20	5	5	28	3	2	1	2	2	2	0	0	0	0	0
10/18/2025	at Duke	W 27-18	2	2	11	1	1	0	1	1	1	0	0	0	0	0
10/25/2025	Syracuse	W 41-16	6	5	27	3	2	1	2	2	2	0	0	0	0	1
11/01/2025	at NC State	L 36-48	6	6	33	4	2	2	2	2	2	0	0	0	0	0
11/15/2025	at Boston College	W 36-34	4	4	15	1	1	0	3	3	3	0	0	0	0	0
11/22/2025	Pittsburgh	L 28-42	5	4	28	4	2	2	0	0	0	0	1	0	0	0
11/28/2025	Georgia	L 9-16	1	1	3	0	0	0	1	1	1	0	0	0	0	0
Totals 46 of 49 (93.9%)			49	46	256	29	21	8	17	17	17	1	1	0	0	1

Opponents Inside Georgia Tech Red-Zone

Date	Opponent	Score	Times	Times	Total	Rush			Pass	FGs	Failed to score inside RZ					
			In RZ	Scored	Pts	TDs	TDs	TDs	TDs	Made	FGA	Down	Int	Fumb	Half	Game
08/29/2025	Colorado	W 27-20	3	3	17	2	1	1	1	1	1	0	0	0	0	0
09/06/2025	Gardner-Webb	W 59-12	3	2	12	2	0	2	0	0	1	0	0	0	0	0
09/13/2025	Clemson	W 24-21	3	2	14	2	2	0	0	0	0	0	1	0	0	0
09/20/2025	Temple	W 45-24	2	2	14	2	1	1	0	0	0	0	0	0	0	0
09/27/2025	Wake Forest	W 30-29	5	4	16	1	1	0	3	4	4	0	0	0	0	0
10/11/2025	Virginia Tech	W 35-20	2	1	6	1	0	1	0	0	0	1	0	0	0	0
10/18/2025	Duke	W 27-18	5	3	18	2	0	2	1	1	1	1	0	1	0	0
10/25/2025	Syracuse	W 41-16	3	2	9	1	1	0	1	1	1	0	0	1	0	0
11/01/2025	NC State	L 36-48	6	6	34	4	3	1	2	2	2	0	0	0	0	0
11/15/2025	Boston College	W 36-34	4	4	28	4	2	2	0	0	0	0	0	0	0	0
11/22/2025	Pittsburgh	L 28-42	4	3	22	3	2	1	0	1	1	0	0	0	0	0
11/28/2025	Georgia	L 9-16	3	3	13	1	0	1	2	2	2	0	0	0	0	0
Totals 35 of 43 (81.4%)			43	35	203	25	13	12	10	13	13	2	1	2	0	0



2025-26 Georgia Tech Football
Team Game Highs
All games

Page 1/1
as of Dec 18, 2025

Georgia Tech - Game Highs

RUSHES	47	at Colorado (08/29/2025)
YARDS RUSHING	320	at Colorado (08/29/2025)
YARDS PER RUSH	10.2	Temple (09/20/2025)
TD RUSHES	5	Gardner-Webb (09/06/2025)
PASS ATTEMPTS	43	at Wake Forest (09/27/2025)
PASS COMPLETIONS	29	at Wake Forest (09/27/2025)
YARDS PASSING	457	Gardner-Webb (09/06/2025)
YARDS PER PASS	15.8	Gardner-Webb (09/06/2025)
TD PASSES	3	Syracuse (10/25/2025)
TOTAL PLAYS	85	at Wake Forest (09/27/2025)
TOTAL OFFENSE	680	Gardner-Webb (09/06/2025)
YARDS PER PLAY	11.9	Gardner-Webb (09/06/2025)
POINTS	59	Gardner-Webb (09/06/2025)
SACKS BY	6 6	Pittsburgh (11/22/2025) Gardner-Webb (09/06/2025)
FIRST DOWNS	30 30	at Boston College (11/15/2025) at NC State (11/01/2025)
PENALTIES	12	Gardner-Webb (09/06/2025)
PENALTY YARDS	94	Gardner-Webb (09/06/2025)
TURNOVERS	3	at Colorado (08/29/2025)
PUNTS	4 4 4 4	Georgia (11/28/2025) Pittsburgh (11/22/2025) at Wake Forest (09/27/2025) Temple (09/20/2025)
PUNTING AVG	59.5	Syracuse (10/25/2025)
LONG PUNT	64	Temple (09/20/2025)
PUNTS INSIDE 20	4	at Wake Forest (09/27/2025)
LONG PUNT RETURN	46	Virginia Tech (10/11/2025)



2025-26 Georgia Tech Football
Individual Game Highs
All games

Page 1/1
as of Dec 18, 2025

Georgia Tech - Individual Game Highs

RUSHES	25	Haynes King vs Clemson (09/13/2025)
YARDS RUSHING	156	Haynes King at Colorado (08/29/2025)
TD RUSHES	3	Haynes King at Colorado (08/29/2025)
LONG RUSH	61	J.P. Powell vs Temple (09/20/2025)
PASS ATTEMPTS	42	Haynes King at Wake Forest (09/27/2025)
PASS COMPLETIONS	28	Haynes King at Wake Forest (09/27/2025)
YARDS PASSING	408	Haynes King at NC State (11/01/2025)
TD PASSES	3	Haynes King vs Syracuse (10/25/2025)
LONG PASS	84	Graham Knowles vs Gardner-Webb (09/06/2025)
RECEPTIONS	8	Eric Rivers at Wake Forest (09/27/2025)
YARDS RECEIVING	121	Malik Rutherford at Boston College (11/15/2025)
TD RECEPTIONS	2 2	Isiah Canion vs Pittsburgh (11/22/2025) Josh Beetham vs Syracuse (10/25/2025)
LONG RECEPTION	84	Dean Patterson vs Gardner-Webb (09/06/2025)
PUNTS	4 4 4 4	Marshall Nichols vs Georgia (11/28/2025) Marshall Nichols vs Pittsburgh (11/22/2025) Marshall Nichols at Wake Forest (09/27/2025) Marshall Nichols vs Temple (09/20/2025)
PUNTING AVG	59.5	Marshall Nichols vs Syracuse (10/25/2025)
LONG PUNT	64	Marshall Nichols vs Temple (09/20/2025)
PUNTS INSIDE 20	4	Marshall Nichols at Wake Forest (09/27/2025)
LONG PUNT RETURN	46	Eric Rivers vs Virginia Tech (10/11/2025)
LONG KICKOFF RETURN	27	Shane Marshall at Boston College (11/15/2025)
TACKLES	12 12	E.J. Lightsey vs Georgia (11/28/2025) Clayton Powell-Lee at NC State (11/01/2025)
SACKS	2 2 2	Cayman Spaulding vs Pittsburgh (11/22/2025) Akelo Stone vs Gardner-Webb (09/06/2025) Amontrae Bradford vs Gardner-Webb (09/06/2025)
TACKLES FOR LOSS	2.5	Kelvin Hill vs Gardner-Webb (09/06/2025)



2025-26 Georgia Tech Football
Opponent Match Highs
All games

Page 1/1
as of Dec 18, 2025

Opponent - Game Highs

RUSHES	47	Gardner-Webb (09/06/2025)
YARDS RUSHING	243	at NC State (11/01/2025)
YARDS PER RUSH	7.1	at NC State (11/01/2025)
TD RUSHES	4	at NC State (11/01/2025)
PASS ATTEMPTS	44	at Duke (10/18/2025)
PASS COMPLETIONS	32	at Duke (10/18/2025)
YARDS PASSING	373	at Duke (10/18/2025)
YARDS PER PASS	10.3	at NC State (11/01/2025)
TD PASSES	2	Pittsburgh (11/22/2025)
	2	at Boston College (11/15/2025)
	2	at NC State (11/01/2025)
	2	at Duke (10/18/2025)
	2	Virginia Tech (10/11/2025)
	2	Temple (09/20/2025)
	2	Gardner-Webb (09/06/2025)
TOTAL PLAYS	81	Temple (09/20/2025)
TOTAL OFFENSE	583	at NC State (11/01/2025)
YARDS PER PLAY	8.7	at NC State (11/01/2025)
POINTS	48	at NC State (11/01/2025)
SACKS BY	2	at NC State (11/01/2025)
	2	Temple (09/20/2025)
FIRST DOWNS	26	at NC State (11/01/2025)
	26	at Duke (10/18/2025)
PENALTIES	10	Virginia Tech (10/11/2025)
PENALTY YARDS	82	Virginia Tech (10/11/2025)
TURNOVERS	2	Clemson (09/13/2025)
PUNTS	8	Gardner-Webb (09/06/2025)
PUNTING AVG	51.3	Georgia (11/28/2025)
LONG PUNT	61	Georgia (11/28/2025)
	61	Gardner-Webb (09/06/2025)
PUNTS INSIDE 20	4	Gardner-Webb (09/06/2025)
LONG PUNT RETURN	15	Georgia (11/28/2025)



2025-26 Georgia Tech Football
Opponent Individual Match Highs
All games

Page 1/1
as of Dec 18, 2025

Opponent - Individual Game Highs

RUSHES	24	Jayden "Duke" Scott at NC State (11/01/2025)
YARDS RUSHING	201	Ja'Kyrian Turner vs Pittsburgh (11/22/2025)
TD RUSHES	2	Turbo Richard at Boston College (11/15/2025)
	2	Demond Claiborne at Wake Forest (09/27/2025)
LONG RUSH	69	Jayden "Duke" Scott at NC State (11/01/2025)
PASS ATTEMPTS	44	Darian Mensah at Duke (10/18/2025)
PASS COMPLETIONS	32	Darian Mensah at Duke (10/18/2025)
YARDS PASSING	373	Darian Mensah at Duke (10/18/2025)
TD PASSES	2	Mason Heintschel vs Pittsburgh (11/22/2025)
	2	Dylan Lonergan at Boston College (11/15/2025)
	2	CJ Bailey at NC State (11/01/2025)
	2	Darian Mensah at Duke (10/18/2025)
	2	Kyron Drones vs Virginia Tech (10/11/2025)
LONG PASS	73	Cade Klubnik vs Clemson (09/13/2025)
RECEPTIONS	13	Cooper Barkate at Duke (10/18/2025)
YARDS RECEIVING	172	Cooper Barkate at Duke (10/18/2025)
TD RECEPTIONS	2	Ja'Ricous Hairston vs Virginia Tech (10/11/2025)
LONG RECEPTION	73	Bryant Wesco Jr. vs Clemson (09/13/2025)
FIELD GOALS	3	Peyton Woodring vs Georgia (11/28/2025)
	3	Connor Calvert at Wake Forest (09/27/2025)
LONG FIELD GOALS	50	Peyton Woodring vs Georgia (11/28/2025)
PUNTS	7	Dante Atton vs Temple (09/20/2025)
	7	Brady Braun vs Gardner-Webb (09/06/2025)
PUNTING AVG	51.3	Brett Thorson vs Georgia (11/28/2025)
LONG PUNT	61	Brett Thorson vs Georgia (11/28/2025)
	61	Brady Braun vs Gardner-Webb (09/06/2025)
PUNTS INSIDE 20	3	Shamus Florio at Boston College (11/15/2025)
	3	Nick Veltsistas vs Virginia Tech (10/11/2025)
	3	Brady Braun vs Gardner-Webb (09/06/2025)
	3	Damon Greaves at Colorado (08/29/2025)
LONG PUNT RETURN	15	Sacovie White-Helton vs Georgia (11/28/2025)
LONG KICKOFF RETURN	35	Sahmir Hagans at Duke (10/18/2025)
TACKLES	15	Rasheem Biles vs Pittsburgh (11/22/2025)
	15	Caden Fordham at NC State (11/01/2025)
SACKS	1	Christen Miller vs Georgia (11/28/2025)
	1	Kyle Louis vs Pittsburgh (11/22/2025)
	1	Kemori Dixon at Boston College (11/15/2025)
	1	Kevin Jobity Jr. vs Syracuse (10/25/2025)
	1	Cam'Ron Stewart vs Temple (09/20/2025)
	1	Sekou Kromah vs Temple (09/20/2025)
	1	Sammy Brown vs Clemson (09/13/2025)
TACKLES FOR LOSS	2	Kyle Louis vs Pittsburgh (11/22/2025)
	2	Caleb Weaver at Duke (10/18/2025)
	2	Joseph Reddish vs Virginia Tech (10/11/2025)
	2	Will Heldt vs Clemson (09/13/2025)
	2	Sammy Brown vs Clemson (09/13/2025)
INTERCEPTIONS	1	Ellis Robinson IV vs Georgia (11/28/2025)
	1	Kavir Bains vs Pittsburgh (11/22/2025)
	1	Braylan Lovelace vs Pittsburgh (11/22/2025)
	1	Caden Fordham at NC State (11/01/2025)
	1	Wendell McClain vs Gardner-Webb (09/06/2025)
	1	D.J. McKinney at Colorado (08/29/2025)



2025-26 Georgia Tech Football
Games Played
All games

Page 1/2
as of Dec 18, 2025

##	Player	GP-GS	CU	GW	CU	Temple	WF	VT	DU	SU	NCSU	BC	UP	UG
0	Melvin Jordan IV	11/0	XXX	XXX	XXX	XXX	XXX	XXX	XXX	XXX	XXX	XXX	XXX	...
0	Malachi Hosley	12/1	XXX	XXX	XXX	XXX	START	XXX	XXX	XXX	XXX	XXX	XXX	XXX
1	Jamal Haynes	12/11	START	START	START	START	XXX	START	START	START	START	START	START	START
1	Cayman Spaulding	12/1	XXX	XXX	XXX	XXX	XXX	XXX	XXX	XXX	XXX	XXX	XXX	START
2	E.J. Lightsey	12/12	START	START	START	START	START	START	START	START	START	START	START	START
3	Ahmari Harvey	9/8	START	START	START	START	START	START	XXX	START	START
3	Eric Rivers	12/10	START	START	START	XXX	XXX	START	START	START	START	START	START	START
4	Daiquan White	10/0	...	XXX	XXX	XXX	XXX	XXX	XXX	XXX	XXX	XXX	...	XXX
4	Isiah Canion	12/12	START	START	START	START	START	START	START	START	START	START	START	START
5	Clayton Powell-Lee	12/12	START	START	START	START	START	START	START	START	START	START	START	START
6	Rodney Shelley	10/6	XXX	XXX	XXX	XXX	START	START	START	START	START	START
6	Debron Gatling	3/0	...	XXX	...	XXX	XXX
7	Akelo Stone	8/2	XXX	XXX	XXX	XXX	XXX	XXX	START	START	...
7	Bailey Stockton	10/2	START	XXX	XXX	XXX	XXX	XXX	XXX	START	XXX	XXX
8	Malik Rutherford	11/7	START	XXX	START	START	START	START	START	...	XXX	XXX	START	XXX
8	Jordan Boyd	11/1	XXX	START	XXX	XXX	XXX	...	XXX	XXX	XXX	XXX	XXX	XXX
9	Omar Daniels	12/8	START	XXX	START	START	START	START	XXX	START	START	START	XXX	XXX
9	Zion Taylor	12/0	XXX	XXX	XXX	XXX	XXX	XXX	XXX	XXX	XXX	XXX	XXX	XXX
10	Haynes King	11/11	START	...	START	START	START	START	START	START	START	START	START	START
11	Dean Patterson	12/1	XXX	XXX	XXX	START	XXX	XXX	XXX	XXX	XXX	XXX	XXX	XXX
11	Brayden Manley	12/5	START	START	START	START	START	XXX	XXX	XXX	XXX	XXX	XXX	XXX
12	Aaron Philo	3/1	...	START	...	XXX	XXX
13	Savion Riley	4/0	XXX	XXX	XXX	XXX
13	Rahkeem Smith	0/0
14	Jy Gilmore	9/8	START	START	START	START	START	START	START	XXX	START	...
14	Graham Knowles	1/0	...	XXX
15	Luke Harpring	12/1	XXX	XXX	XXX	XXX	XXX	XXX	START	XXX	XXX	XXX	XXX	XXX
15	Tah'j Butler	12/2	XXX	XXX	XXX	XXX	XXX	XXX	START	XXX	XXX	START	XXX	XXX
16	Kelvin Hill	12/3	XXX	XXX	XXX	XXX	XXX	XXX	XXX	START	START	XXX	START	XXX
16	Grady Adamson	0/0
17	Josh Beetham	12/4	XXX	START	XXX	XXX	START	XXX	XXX	XXX	START	XXX	XXX	START
17	Jackson Hamilton	0/0
18	Troy Stevenson IV	0/0
18	Ben Guthrie	0/0
20	J.P. Powell	11/0	XXX	XXX	XXX	XXX	XXX	XXX	XXX	XXX	...	XXX	XXX	XXX
21	Daylon Gordon	12/0	XXX	XXX	XXX	XXX	XXX	XXX	XXX	XXX	XXX	XXX	XXX	XXX
22	D.J. Moore	2/0	XXX	XXX
22	Trelain Maddox	9/0	XXX	XXX	XXX	XXX	XXX	XXX	XXX	XXX	XXX
23	Zachary Tobe	12/11	START	START	START	START	START	START	START	START	START	START	XXX	START
24	Ronald Triplette	10/0	XXX	XXX	XXX	XXX	XXX	XXX	XXX	XXX	XXX	XXX
24	Shane Marshall	12/0	XXX	XXX	XXX	XXX	XXX	XXX	XXX	XXX	XXX	XXX	XXX	XXX
25	Dalen Penson	10/0	...	XXX	...	XXX	XXX	XXX	XXX	XXX	XXX	XXX	XXX	XXX
26	Ben Hollerbach	1/0	...	XXX
27	Chad Alexander	4/0	XXX	XXX	XXX	XXX
27	Tae Harris	12/0	XXX	XXX	XXX	XXX	XXX	XXX	XXX	XXX	XXX	XXX	XXX	XXX
28	Elgin Sessions	11/0	...	XXX	XXX	XXX	XXX	XXX	XXX	XXX	XXX	XXX	XXX	XXX
29	Jon Mitchell	6/0	XXX	XXX	...	XXX	XXX	XXX	XXX	...
30	Lawson Pritchett	0/0
31	Fenix Felton	2/0	XXX	XXX
32	Jayden Barr	0/0
33	Matthew Alexander	10/8	START	START	START	START	START	START	START	XXX	XXX	START
33	Aidan Birr	12/0	XXX	XXX	XXX	XXX	XXX	XXX	XXX	XXX	XXX	XXX	XXX	XXX
34	Myles Forristall	8/0	XXX	XXX	XXX	XXX	XXX	XXX	XXX	XXX
35	Carrington Coombs	1/0	...	XXX
36	Christian Pritchett	5/0	XXX	XXX	XXX	XXX	XXX
37	Joseph Moseley	0/0
38	A.J. Cheeks	0/0
39	Will Kiker	12/0	XXX	XXX	XXX	XXX	XXX	XXX	XXX	XXX	XXX	XXX	XXX	XXX
40	Joshua Taylor	0/0
41	Landon Shaffer	1/0	...	XXX



2025-26 Georgia Tech Football
Games Played
All games

Page 2/2
as of Dec 18, 2025

##	Player	GP-GS	CU	GW	CU	Temple	WF	VT	DU	SU	NCSU	BC	UP	UG
42	Will Benton	5/0	XXX	XXX	XXX	XXX	XXX
44	Kyle Efford	12/12	START	START	START	START	START	START	START	START	START	START	START	START
44	Connor Roush	0/0
45	Bayler Duncan	0/0
47	Marshall Nichols	12/0	XXX	XXX	XXX	XXX	XXX	XXX	XXX	XXX	XXX	XXX	XXX	XXX
49	Ronnie Thomas	12/0	XXX	XXX	XXX	XXX	XXX	XXX	XXX	XXX	XXX	XXX	XXX	XXX
49	Chuma Okoye	0/0
51	Kevin Peay	1/0	...	XXX
52	Harrison Moore	10/8	START	START	START	START	START	START	START	XXX	XXX	START
54	Jimmy Bryson	0/0
55	Xavier Canales	0/0
55	Christian Garrett	3/0	XXX	XXX	...	XXX
56	Jacob Benjamin	0/0
58	Tana Alo-Tupuola	10/4	XXX	XXX	XXX	XXX	XXX	START	START	START	START	XXX
64	Ryan Purves	0/0
66	Will Reed	2/0	...	XXX	XXX
67	Joe Fusile	12/12	START	START	START	START	START	START	START	START	START	START	START	START
69	Josh Petty	9/0	...	XXX	...	XXX	XXX	XXX	XXX	...	XXX	XXX	XXX	XXX
70	Jameson Riggs	12/0	XXX	XXX	XXX	XXX	XXX	XXX	XXX	XXX	XXX	XXX	XXX	XXX
71	Peyton Joseph	6/0	...	XXX	XXX	XXX	XXX	...	XXX	XXX
72	Malachi Carney	12/12	START	START	START	START	START	START	START	START	START	START	START	START
74	Benjamin Galloway	4/0	XXX	XXX	XXX	...	XXX	...
75	Andrew Rosinski	0/0
77	Keylan Rutledge	12/12	START	START	START	START	START	START	START	START	START	START	START	START
78	Ethan Mackenny	12/12	START	START	START	START	START	START	START	START	START	START	START	START
79	Jordan Floyd	0/0
80	Brett Seither	11/2	XXX	XXX	XXX	START	...	XXX	XXX	XXX	XXX	START	XXX	XXX
81	Cal Faulkner	0/0
83	Blake Ragsdale	0/0
84	Evan Haynes	0/0
85	Jordan Allen	9/1	XXX	XXX	...	XXX	XXX	XXX	START	XXX	XXX	XXX
86	Kevin Roche	4/0	XXX	XXX	XXX	XXX
87	Jamauri Brice	0/0
88	J.T. Byrne	12/8	XXX	START	START	XXX	START	START	XXX	START	XXX	START	START	START
88	A.J. Hoffer	10/9	XXX	START	START	START	START	START	START	START	START	START
89	Chris Elko	12/0	XXX	XXX	XXX	XXX	XXX	XXX	XXX	XXX	XXX	XXX	XXX	XXX
90	Blake Belin	1/0	...	XXX
91	Andre Fuller	10/4	START	START	START	...	XXX	XXX	XXX	XXX	XXX	START	...	XXX
93	Drew Cohen	1/0	...	XXX
94	Derry Norris	1/0	...	XXX
95	Jason Moore	12/2	XXX	XXX	XXX	XXX	XXX	XXX	XXX	START	START	XXX	XXX	XXX
96	Shymeik Jones	11/0	XXX	XXX	...	XXX	XXX	XXX	XXX	XXX	XXX	XXX	XXX	XXX
97	Landen Marshall	4/0	...	XXX	XXX	XXX	XXX
98	Amontrae Bradford	12/6	XXX	XXX	XXX	XXX	XXX	START	START	START	START	XXX	START	START
99	Jordan van den Berg	12/12	START	START	START	START	START	START	START	START	START	START	START	START