



SEASON 52 • ACC SEASON 49

# NC STATE WOMEN'S BASKETBALL

#GoPack

/packwomensbball

@packwomensbball

packwomensbball

1,084 ALL-TIME WINS • 30 NCAA TOURNAMENTS • 7 ACC REGULAR-SEASON TITLES • 7 ACC TOURNAMENT TITLES

## SCHEDULE

OVERALL: 7-4  
ACC: 1-0 | NON-CON: 6-4  
ACCT: 0-0 | NCAAT: 0-0  
HOME: 3-2 | AWAY: 1-1 | NEUTRAL: 3-1

| Date  | Opponent                | Time (EST) / TV / Result |
|-------|-------------------------|--------------------------|
| 11/4  | vs. No. 8/9 Tennessee # | W, 80-77                 |
| 11/9  | vs. No. 18/16 USC S     | L, 69-68                 |
| 11/11 | MAINE                   | W, 66-47                 |
| 11/16 | No. 17/12 TCU           | L, 69-59                 |
| 11/19 | COASTAL CAROLINA        | W, 71-58                 |
| 11/23 | RHODE ISLAND            | L, 68-63                 |
| 11/27 | vs. Green Bay %         | W, 79-67                 |
| 11/28 | vs. Southern Miss %     | W, 110-56                |
| 12/3  | at No. 9/9 Oklahoma ^   | L (OT), 103-98           |
| 12/7  | SETON HALL              | W, 61-53                 |
| 12/14 | at Miami *              | W, 87-61                 |
| 12/18 | GEORGIA TECH *          | 7 PM / ACCNX             |
| 12/21 | at Davidson             | 1 PM / TBA               |
| 1/1   | STANFORD *              | 2 PM / ACCN              |
| 1/4   | CALIFORNIA *            | 2 PM / THE CW            |
| 1/8   | at Clemson *            | 8 PM / ACCN              |
| 1/11  | SMU *                   | 6 PM / ACCN              |
| 1/15  | at Wake Forest *        | 6 PM / ACCNX             |
| 1/18  | LOUISVILLE *            | 1 PM / ESPN2             |
| 1/25  | at Virginia *           | Noon / ACCN              |
| 1/29  | at Boston College *     | 6 PM / ACCN              |
| 2/2   | NORTH CAROLINA &*       | 6 PM / ESPN2             |
| 2/5   | FLORIDA STATE *         | 8 PM / ACCN              |
| 2/8   | at Virginia Tech *      | Noon / ACCN              |
| 2/15  | at Notre Dame *         | TBA / ESPN               |
| 2/19  | at Duke *               | 7 PM / ESPN              |
| 2/22  | SYRACUSE *              | 2 PM / THE CW            |
| 2/26  | WAKE FOREST *           | 7 PM / ACCNX             |
| 3/1   | at Pittsburgh *         | 2 PM / ACCN              |

|         |  |
|---------|--|
| 3/4-8   | ACC Tournament   |
| 3/20-23 | NCAA Tournament First and Second Rounds (Campus Sites) |
| 3/27-30 | NCAA Regional (Forth Worth, Sacramento)                |
| 4/3     | NCAA Final Four (Phoenix, Ariz.)                       |
| 4/5     | NCAA National Championship (Phoenix, Ariz.)            |

All times (ET) are subject to change

\*: ACC contest

#: Ro Greensboro Invitational (Greensboro, N.C.)

\$: Ally Tipoff (Charlotte, N.C.)

^: Cancun Challenge (Riviera Maya, Mexico)

%: SEC/ACC Challenge (Norman, Okla.)

&amp;: Play4Kay

+: Ally ACC Women's Basketball Tournament (Duluth, Ga.)

#: NCAA Tournament

Rankings: AP/USA Today at time of competition

## MEDIA INFO

### ACCNX

Play-by-Play ..... Evan Budrovich  
Analyst ..... Kai Crutchfield

### RADIO (WKNC 88.1 FM)

Play-by-Play ..... Andrew Sanders  
Analyst ..... Ernie Myers

### NC STATE ATHLETICS COMMUNICATIONS

Kylie Magar - Director of Communications

Cell Phone - 425-647-9584

Email - kamagar@ncsu.edu

## NC STATE WOLFPACK

7-4 (1-0 ACC)



Head Coach: Wes Moore

Record at NC State (yrs): 308-99 (13)

Career Record (yrs): 866-268 (37)

Rankings: RV/NR

## GAME 12

Date..... Thursday, Dec. 18, 2025  
Time (EST)..... 7 PM  
City..... Raleigh, N.C.  
Arena..... Reynolds Coliseum (5,500)  
Radio..... WKNC 88.1 FM  
TV..... ACCNX  
Series History ..... NC State leads 54-25

## GEORGIA TECH YELLOW JAKETS

4-8 (0-1 ACC)

Head Coach: Karen Blair

Record at GT (yrs): 4-8 (1)

Career Record (yrs): 7-13 (2)

Rankings: NR/NR



## PACK FACTS

### A WIN ON THURSDAY WOULD

- Be the 1,085th win in program history (1,084-508)
- Be head coach **Wes Moore's** 867th career win (866-268)
- Be **Moore's** 309th win at NC State (308-99)
- Be the third straight win for the Pack
- Be the seventh straight ACC regular season win
- Be the 13th straight home ACC win
- Be a 2-0 start to ACC play for NC State
- Give the Pack a 55-25 advantage in the all-time series (54-25)

### NOTING THE WOLFPACK

- NC State earned its 10th straight ACC opening win at Miami to start the conference slate 1-0 and improve to 7-4 overall against one of the toughest schedules in the country
- The Wolfpack will play another ACC matchup before the holiday break, hosting Georgia Tech for NC State's ACC home opener
- NC State jumped from eight spots in the NET rankings from No. 38 to 30 after its Quad 2 win at Miami. The Pack has an average opponent NET ranking that stacks as the second highest among Power 4 schools and fifth overall (75), as well as the fourth best NET SOS among P4 (10)
- **Khamil Pierre** leads the team in scoring (14.6) and rebounding (13.0). She is the nation's second leading rebounder and has the second most double-doubles in the NCAA (7)

- **Zoe Brooks** paces the Pack with 4.7 assists per game and has averaged 14.2 points per game
- **Zamareya Jones** has a team's most 1.4 steals per game
- **Tilda Trygger** paces the Pack with 1.2 blocks per game and has a team's best field goal percentage a .536 (45-of-84)
- Three different Pack players rank in the top 25 in rebounds per game in the ACC with **Pierre** (1st - 13.0), **Trygger** (8th - 7.9) and **Brooks** (16th - 6.4)
- NC State leads the league in rebounds per game (48.64) and defensive rebounds per game (33.5), which are third and second in the country, respectively. The Pack is also third in the ACC in rebounding margin (11.2) and offensive rebounds per game (15.1)
- The Pack's 110 points against Southern Miss marked a Cancun Challenge tournament record for most points in a game (surpassed UConn's previous record of 109 set in 2008) and marked the most points scored in a game in the **Wes Moore** era
- **Pierre** was selected as one of 15 on the Wade Award Watchlist
- Four different players made preseason top 20 watchlists from Naismith with **Brooks** (Nancy Lieberman Point Guard of the Year Watchlist), **Zamareya Jones** (Ann Meyers-Drysdale Shooting Guard of the Year), **Pierre** (Katrina McClain Preseason Watchlist) and **Trygger** (Lisa Leslie Center of the Year Preseason Watchlist)
- NC State was picked to finish second in the ACC in the preseason poll after finishing 28-7 and making the pro-

## LAST GAME'S PACK STARTERS (BASED ON GAME VS. MIAMI)

**Devyn Quigley**  
So. • G • 5-11

|     |     |     |      |
|-----|-----|-----|------|
| PPG | RPG | APG | MPG  |
| 4.4 | 2.6 | 0.8 | 18.1 |

- Made third career start, scoring a season-high 10 points, four rebounds and two assists at Miami
- Registered nine points with four boards and two assists against No. 18/16 USC
- Scored 10+ points twice as a freshman, including a career-high 20 off 8-of-13 shooting from the field and 4-of-7 from 3-point with six rebounds and four assists vs. Coastal
- Tallied 11 points, six rebounds and one steal against Boston College
- Became the first Pack freshman since Elissa Cunane (2019) to log 20 points in a game
- Ranked No. 47 at the time of her signing in the 2024 HoopGurlz Recruiting Rankings - ESPN 100
- Recorded 32.7 points, 10.4 rebounds, 2.6 assists and 3.9 steals per game as a senior at Manchester Township

**Zamareya Jones**  
So. • G • 5-7

|      |     |     |      |
|------|-----|-----|------|
| PPG  | RPG | APG | MPG  |
| 13.7 | 4.0 | 3.7 | 29.6 |

- Coming off a solid performance at Miami with 16 points, four assists and one steal
- Has averaged 17.0 points, 5.0 rebounds, 5.0 assists and 2.0 steals per game in past four games
- Recorded a career-high 26 points & career-high eight rebounds w/ three assists & two steals at No. 9/9 Oklahoma
- No. 4 in assist/turnover ratio (2.4), 10 in assists/gm and 3-pointers per game (1.9) and 11 in scoring in ACC
- Tallied 18 points, nine in fourth quarter, with five assists vs. No. 8/9 Tennessee
- Named on Ann Meyers-Drysdale Preseason Watchlist
- Logged 10 10+ point games and led the team in scoring on three different occasions & assists five times in 2024-25
- Had seventh most 3-pointers (35) & eighth best 3-point percentage (.350) for NC State freshman in school history
- Ranked No. 17 at the time of her signing and a five-star McDonald's All-American

**Khamil Pierre**  
Jr. • F • 6-2

|      |      |     |      |
|------|------|-----|------|
| PPG  | RPG  | SPG | MPG  |
| 14.6 | 13.0 | 1.0 | 29.6 |

- Coming off a season-high matching 21 points (9-of-14 FG) with 13 rebounds, two steals and one block vs. Miami
- Leads the ACC in rebounds per game and double-doubles and is eighth in scoring and seventh in FG% (.493)
- Has logged seven double-doubles, including in four of her last five games
- Tallied 19 points and 20 rebounds at No. 9/9 Oklahoma and was the Cancun Challenge Yucatan MVP with 12 points and 21 boards, the third most in school history, vs. Green Bay
- Surpassed 1,000 career points in 69 games
- Was Ro Greensboro Invitational MVP with 21 points and 14 rebounds vs. No. 8/8 Tennessee
- Named Katrina McClain PF of the Year Watchlist, Wade Award Watchlist and Naismith POY Watchlist
- Averaged 20.4 points, 9.6 rebounds and 2.9 steals per game as a WBCA Honorable Mention choice at Vandy

**Tilda Trygger**  
So. • F • 6-6

|      |     |     |      |
|------|-----|-----|------|
| PPG  | RPG | BPG | MPG  |
| 11.7 | 7.9 | 1.2 | 29.5 |

- Coming off nine points, four rebounds, two assists and two blocks at Miami
- Logged first double-double of the season with 18 points, 12 boards, two blocks and two steals at No. 9/9 Oklahoma
- Eighth in rebounds per game and 13th in blocks per game in the ACC
- Tabbed to Lisa Leslie Center of the Year Watchlist
- Named ACC All-Freshman Team choice, averaging 8.6 points and 6.1 rebounds per game in ACC play
- Recorded a career-high 19 points with 10 rebounds and two blocks vs. No. 1/1 Notre Dame
- In NC State freshman ranks, finished No. 6 in games played (34), No. 8 in blocks (22) and No. 11 in rebounds (166)
- A part of the Swedish National Team and U20 teams, having led the U20 team to the 2025 EuroBasket Semifinals

**Zoe Brooks**  
Jr. • G • 5-10

|      |     |     |      |
|------|-----|-----|------|
| PPG  | RPG | APG | MPG  |
| 14.2 | 6.4 | 4.7 | 33.8 |

- Coming off 11 points, seven rebounds and three assists at Miami; 19 points away from 1,000 career points
- Recorded season-high 25 points with two assists No. 9/9 Oklahoma
- Named on Cancun Challenge All-Tournament Team w/ 17.5 points, 3.0 rebounds, 6.0 assists & 3.0 steals per game
- Ranked No. 4 in minutes, 6 in assists, 9 in scoring & assist/turnover ratio (1.9) & 16 in rebounding in ACC
- Nancy Lieberman PG of the Year Watchlist, Naismith POY Watchlist and ACC Preseason Team
- Named ACC Most Improved Player (first in school history), as well as an All-ACC First Team choice, ACC All-Tournament First Team selection and WBCA All-America Honorable Mention honors
- Leading returning scorer, having averaged 14.2 points and 3.7 assists per game last season
- Named ACC and AP National POW, first in career, w/ 25.0 points, 7.5 rebounds, 2.5 assists and 1.5 steals per game (2/24)

## NC STATE VS. GT

| NC STATE (NATL RANK) |  | GT (NATL RANK) |
|----------------------|--|----------------|
| 76.5 (53)            | POINTS PER GAME                            | 66.1 (203)     |
| 66.2 (230)           | OPPONENT POINTS PER GAME                   | 64.1 (183)     |
| .428 (114)           | FIELD GOAL PERCENTAGE                      | .406 (175)     |
| .380 (124)           | OPPONENT FIELD GOAL PERCENTAGE             | .368 (72)      |
| .298 (196)           | THREE-POINT FIELD GOAL PERCENTAGE          | .275 (277)     |
| .255 (35)            | OPPONENT THREE-POINT FIELD GOAL PERCENTAGE | .270 (72)      |
| .679 (235)           | FREE THROW PERCENTAGE                      | .675 (241)     |
| 48.64 (3)            | REBOUND AVERAGE                            | 43.42 (28)     |
| 11.2 (23)            | REBOUNDING MARGIN                          | 8.1 (50)       |
| 14.2 (128)           | ASSISTS PER GAME                           | 15.6 (73)      |
| -1.09 (244)          | TURNOVER MARGIN                            | -3.33 (303)    |
| 1.11 (50)            | ASSIST-TURNOVER RATIO                      | 0.85 (155)     |

## LAST TIME VS. GT

[illegible]

gram's sixth NCAA Tournament Sweet 16 appearance in the past seven tournaments and winning a share at the ACC Regular Season Championship in 2024-25. NC State was also No. 9 and No. 8 in the Preseason AP and WBCA Coaches Polls, respectively

- Head coach **Wes Moore** earned ACC Coach of the Year honors, the fourth time in his career. He has the second most wins among active NCAA Women's Basketball DI coaches with 864 across 37 years of collegiate coaching

**SERIES HISTORY (NC STATE LEADS 54-25)**

- The Pack and Yellow Jackets will play for the 80th time of the all-time series
- The first meeting between these two teams was in 1980, resulting in a 97-38 win for the Pack at home
- NC State played Georgia Tech twice last season, earning an 83-68 win over the No. 20 Yellow Jackets in Atlanta, and then taking a 73-72 thrilling win in the ACC Tournament Quarterfinals
- In the last matchup in the ACC Tournament, current starters **Zoe Brooks** (14), **Zamareya Jones** (13) and **Tilda Trygger** (12) finished in double digits in scoring
- NC State is 25-9 at home vs. the Yellow Jackets and has won the last three straight matchups

**SCOUTING GEORGIA TECH**

- Georgia Tech was picked to finish 15th in the ACC Preseason Poll. Last season, the Yellow Jackets finished 22-11 and was a ninth seed in the NCAA Tournament
- The Yellow Jackets are 4-8 this season under first-year head coach **Karen Blair**
- Penn State transfer **Talayah Walker** leads GT with a 12.9 points per game and 18 steals
- Florida State transfer **Brianna Turnage** tallies a team's most 8.0 rebounds per game and 12 blocks
- Erica Moon** leads the Yellow Jackets with 40 assists

## LAST TIME OUT

- NC State led in all but 1:20 of its game at Miami to open ACC play with an 87-61 victory
- The Pack held Miami to just 20 first-half points and led by as many as 37
- **Khamil Pierre** enjoyed a great ACC debut with a 21-point, 13-rebound double-double along with two steals and one block
- **Zamareya Jones** recorded 16 points off 6-of-10 shooting with a team-high four assists
- **Zoe Brooks** logged 11 points and seven boards and **Ky'She Lunan** tallied 11 points off the bench
- **Devyn Quigley** registered a season-high 10 points in the start
- Nine players scored and the Pack outrebounded Miami 49-31

## WINNING CULTURE

- NC State has 1,084 program wins and a .681 (1,084-508) winning percentage. The program total wins and winning percentage rank at No. 19 in NCAA DI
- Over the past six years (including first games of 2025-26), NC State ranks No. 6 in winning percentage (.800 - .140-35)

## STRENGTH IN THE PACK

- The Pack sold out season tickets on June 1, 2025, with 3,330 season tickets sold
- Since the renovation of Reynolds Coliseum was completed in August 2016, NC State has gone 138-17 (.890) in home games
- That record includes 71 out of 75 possible non-conference wins (both losses to top 25 opponents) and 65 out of 80 possible league wins. The Pack is 23-9 at home vs. ranked opponents also since the renovation
- NC State went 18-0 at home last season, marking the most home wins in a season and third undefeated

home season in school history (1977-78, 2020-21 and 2024-25)

- NC State is 577-147 (.797) in its 52-year history of home games
- In 2024-25, the Pack was ranked No. 4 in percent capacity (94.16) and No. 21 in attendance average (5,179)

## SELLOUTS

- Single game tickets went on sale to the general public on Oct. 20
- The Pack has six sellouts

| GAME                 | DATE SOLD OUT |
|----------------------|---------------|
| TCU (11/16)          | Nov. 14       |
| Cal (1/4)            | Dec. 8        |
| Louisville (1/18)    | Nov. 5        |
| North Carolina (2/2) | Oct. 20       |
| Florida State (2/5)  | Nov. 5        |
| Syracuse (2/22)      | Nov. 5        |

## YOUNGINS

- NC State is the eighth youngest team among schools in the Power Five (including BIG EAST as the fifth conference here) with an average age of 19.97
- NC State is the fourth youngest in the ACC, with five ACC schools having an average age on the roster at 19.98 or less - Louisville (19.91), Pitt (19.91), Wake Forest (19.95) and North Carolina (19.98). Kansas State has the youngest team among P5 schools (19.78)
- The team has no seniors for the first time in school history and in Coach **Wes Moore's** career
- ACC- Louisville (19.91), Pitt (19.91), Wake Forest (19.95) and UNC (19.98)

## MILESTONE TRACKER

**Zoe Brooks**

- 981 career points - needs 19 more for 1,000 career points
- 374 career rebounds - needs 126 more for 500 career rebounds
- 308 assists - needs 46 more to be No. 15 in career assists in school history (354)
- 112 steals - needs 63 more to be No. 15 in career steals in school history (175)

## Khamil Pierre

- 1,107 career points - surpassed 1,000 career points vs. TCU
- 626 career rebounds
- 138 career steals - needs 62 for 200 career steals

## YEAR 3 FOR ZO DAWG

- **EZEKIEL PROUD BAWO**
- **Eze Brooks** has started her junior year averaging 14.2 points, 6.4 rebounds and a team-leading 4.7 assists per game
- She is 19 points away from 1,000 career points
- Coming off 11 points, seven rebounds and three assists at Miami
- Logged her third 20-point game of the season, seventh in career, at No. 9/9 Oklahoma with a season-high 25 points
- Named to Cancun Challenge Yucatan All-Tournament Team, having averaged a team's most 17.5 points per game with 3.0 rebounds, 6.0 assists and 3.0 steals per game
- Registered three 10+ rebounding games in three of the first four games

The No. 7/8 NC State women's basketball team took down Georgia Tech in the 2025 Ally ACC Tournament Quarterfinals in thrilling fashion, 73-72. In a game that featured 14 lead changes and 12 ties, the Pack pulled away in the final minutes to advance to the ACC Tournament Semifinals for the seventh time in the last eight years.

Down by one point with 15 seconds left, Aziahia James earned a trip to the free throw line and knocked down the two free throws to elevate NC State ahead with seven seconds left. The Pack locked down on defense in the Yellow Jackets' final possession, as Georgia Tech could not even get a shot off to secure the win.

James led the Pack with 16 points and six players finished with 9+ points. The Pack won the battle in points in the paint (36-28) and shot 42.9 percent from the field (30-70).

NC State won the jump ball, and Tilda Trygger got the Pack on the board first. The game remained tight early, but Georgia Tech pulled ahead for a 13-8 lead going into the first media timeout with 4:55 left in the first quarter. Out of the break, NC State responded with a 6-0 run to cut the deficit, but the Pack trailed by five at the end of the first quarter. 23-18

duar, 23-18.

After falling to the early lead in the second quarter by as many as nine, NC State started its way back. James broke the drought with a basket, and the Pack continued to push and tied the game at 28-28 with 5:21 remaining in the second quarter. Moments later, Zamareya Jones gave NC State its first lead since early in the game, 32-30, with a layup at the 2:40 mark. Madison Hayes and Sanya Rivers followed with back-to-back 3-pointers, the Pack's first triples of the game, to lead by four, its largest lead of the game, with 1:02 left in the half. Georgia Tech came up with a tough layup in response, and at the half, the Pack led, 38-37. Georgia Tech cut out some of the Pack's momentum in the second half with back-to-back layups. Rivers quickly answered with a 3-pointer, tying the game with 7:46 left in the third quarter. Georgia Tech had a response with another basket to take a two-point lead, but James evened the score again with a crafty behind-the-back layup. The Yellow Jackets hit a three-pointer to pull ahead 46-43 at the first media timeout of the second half. Trivette started to find her rhythm with three straight baskets, as the Pack trailed 53-43 with 2:53 left in the third. In the closing minutes of the quarter, Rivers knocked down a jumper to give NC State the lead once again, heading into the fourth quarter with a 53-52 advantage.

St. George's extended its lead to four with a stepback jumper by Brooks. NC State Tech responded with a 8-0 run to retake the lead by four with 6:46 left in the fourth. Brooks tied the game once again with a driving layup, but the Yellow Jackets would not let Brooks get the lead. Brooks made a clutch 3-pointer to put the Pack ahead by three, 69-66, with 1:42 left in the game. The Yellow Jackets responded and regained the one-point lead with 41 seconds left, but James responded with a tempering jumper to give the Pack the lead, 70-69, with 1:20 left. Brooks, Georgia Tech, then drew a foul with 15 seconds left and made the two free throws to lead, 72-71. That was short-lived, as James drew a foul with seven seconds left and knocked down the go-ahead free throw to tie the game, 72-72. NC State Tech then drew a foul and made the two free throws to take the lead, 74-72, with 1:00 left. Brooks then drew a foul and made the two free throws to tie the game, 74-74, with 50 seconds left. Brooks then drew a foul and made the two free throws to take the lead, 76-74, with 30 seconds left. Brooks then drew a foul and made the two free throws to take the lead, 78-74, with 10 seconds left. Brooks then drew a foul and made the two free throws to take the lead, 80-74, with 0 seconds left.

## SERIES HISTORY

NC State leads 54-25  
Last 40 Games

|          |   |          |          |   |               |
|----------|---|----------|----------|---|---------------|
| 12/5/98  | H | L, 73-74 | 1/2/12   | H | L, 66-76      |
| 1/28/99  | A | W, 93-73 | 2/2/12   | A | L (OT), 68-75 |
| 11/30/99 | A | W, 80-70 | 3/3/12   | N | L, 61-87      |
| 2/24/00  | H | L, 52-69 | 1/27/12  | A | W, 78-66      |
| 3/4/00   | N | L, 62-71 | 2/17/13  | H | L, 70-79      |
| 12/6/00  | H | W, 77-63 | 1/26/14  | A | W, 80-73      |
| 2/15/01  | A | W, 74-68 | 2/12/15  | A | W, 65-64      |
| 1/6/02   | H | W, 75-63 | 1/7/16   | H | W, 65-57      |
| 2/7/02   | A | L, 57-69 | 2/9/17   | A | W (OT), 75-67 |
| 1/26/03  | A | L, 54-64 | 1/10/18  | H | W, 56-43      |
| 2/27/03  | H | L, 60-78 | 1/27/19  | A | W, 68-60      |
| 2/1/04   | H | W, 75-71 | 2/16/20  | H | L, 61-65      |
| 2/26/04  | A | L, 61-76 | 3/6/20   | N | W, 57-48      |
| 2/10/05  | A | W, 83-59 | 12/31/20 | A | W, 84-75      |
| 2/12/06  | H | W, 65-53 | 3/6/21   | N | W, 66-61      |
| 2/11/07  | A | L, 62-69 | 2/7/22   | H | W, 59-48      |
| 1/17/08  | H | L, 63-67 | 2/2/23   | A | L, 62-68      |
| 2/8/08   | A | L, 54-67 | 2/18/24  | H | W (OT), 86-85 |
| 2/28/10  | H | W, 54-46 | 2/20/25  | A | W, 83-68      |
| 2/13/11  | A | L, 65-74 | 3/7/25   | N | W, 73-72      |



## WOLFPACK WES

TOP NC STATE PERFORMANCES IN MOORE ERA (2013-14 TO PRES.)

### MOST POINTS SCORED:

110 vs. Southern Miss, 11/28/25 W, 110-56

### MOST FIELD GOALS MADE:

43 vs. Southern Miss, 11/28/25 W, 110-56

### MOST 3-POINT FIELD GOALS MADE:

16 vs. Pitt, 2/25/21 W, 83-53

vs. Mount St. Mary's, 12/13/14 W, 85-60

### MOST FREE THROWS MADE:

34 vs. Louisville, 1/17/16 L, 90-92

### MOST FREE THROWS ATTEMPTED:

43 vs. Louisville, 1/17/16 L, 90-92

### MOST TOTAL REBOUNDS:

64 vs. Mount St. Mary's, 11/13/22 W, 86-38

### MOST OFFENSIVE REBOUNDS:

29 vs. South Alabama, 11/17/17 W, 71-50

### MOST ASSISTS:

28 vs. Coastal Carolina, 12/6/20 W, 98-46

### MOST STEALS:

17 vs. Tennessee State, 11/14/14 W, 84-55

### MOST BLOCKED SHOTS:

12 vs. Virginia, 1/8/23 W, 87-62

### FEWEST TURNOVERS:

4 4x; last vs. Vermont, 3/22/24 W, 75-55

### MOST TURNOVERS FORCED:

27 vs. North Florida, 12/4/16 W, 78-52

### FEWEST POINTS ALLOWED:

34 3x; last vs. Washington State W, 62-34

### LARGEST MARGIN OF VICTORY:

55 vs. Elon, 11/15/23 W, 90-35

### HIGHEST FG PERCENTAGE:

.683 vs. NC Central, 11/29/20 W, 108-70

### HIGHEST 3-POINT PERCENTAGE (10+ ATT.):

.667 vs. Louisville, 1/17/16 L, 90-92

### LOWEST OPPONENT FG PERCENTAGE:

.190 at South Alabama, 12/19/16 W, 74-31

• She is fourth in minutes per game (33.7), sixth in assists per game, ninth in scoring and assist/turnover ratio (1.9) and 16th in rebounds per game and field goal percentage (.395)

• In her career, she has 54 double-digit scoring games, six double-digit rebound games and six double-doubles

• **Brooks** received preseason love, being named on the All-ACC Preseason Team, was tabbed on the Nancy Lieberman Preseason Top 20 Watchlist and is on the Jersey Mike's Naismith Women's College Player of the Year Watchlist and Wooden Award Watchlist

• Named the ACC Most Improved Player, the first for the Pack in school history, as well as an All-ACC First Team choice and WBCA All-America Honorable Mention selection. She averaged 14.2 points per game on 46.2 percent shooting, as well 4.7 rebounds, 3.7 assists and 1.3 steals per game across 34 starts

• Her best performance came against No. 1/1 Notre Dame, in which she registered a career-high 33 points (14-of-14 FT) with 10 rebounds and two blocks

• One of 12 guards in the country to be invited to Kelsey Plum's DAWG Class in 2025

• **Brooks** was the second player in the program to post a triple-double. Her 14 points, team-leading 12 rebounds and team-best 10 assists marked the first triple-double for the Pack since Feb. 21, 2001. She was the sixth NC State player across both the men's and women's programs to accomplish the feat

### **KP RUNNING WITH THE PACK**

• **Khamil Pierre** transferred to NC State in the off-season after two great seasons at Vanderbilt

• Coming off a great ACC debut with a season-high matching 21 points and 13 rebounds with two steals and one block at Miami

• Only player this season with two 20-rebound games - getting those two performances off monster double-doubles with 12 points and 21 rebounds vs. Green Bay and 19 points with 20 boards at Oklahoma

• Named the Cancun Challenge Yucatan MVP after averaging 15.0 points, 18.5 rebounds, 2.0 assists and 1.5 blocks per game

• Logged 12 points, a career-high 21 rebounds and three blocks against Green Bay and had 18 points, 16 rebounds and four assists for her fifth double-double of the season vs. Southern Miss. She became first player since **Elissa Cunane** in 2020 at Boston College to log 15+ points and 15+ rebounds in a game

• Her 21 rebounds vs. Green Bay marked the third most in a single game in school history and most since 2018 when Chelsea Nelson had 22 vs. Duke on March 2, 2018

• The 21 rebounds is the most by a player in the ACC this season and fourth most by a player in the NCAA this season

• Has tallied a double-double in four of the last five games

• Surpassed 1,000 career points against No. 17/12 TCU, reaching that mark in just 69 games

• Paces the league in double-doubles (seventh) and rebounds per game (13.0), which are both second in the country. She also leads the league in defensive rebounds per game (8.5) and offensive rebound per game (4.5), which are seventh and ninth in the country, and she is eighth in scoring and ninth in field goal percentage (.493)

• Her first three games were double-double performances, marking the third time in the last 10 years a member of the Pack has logged three straight double-doubles (**Elissa Cunane** - 4, **Madison Hayes** - 3)

• In her Wolfpack debut vs. No. 8/9 Tennessee, she finished with a team-high 21 points with 14 rebounds along with three steals and one block. She had the go-ahead basket and was named the Ro Greensboro Invitational Most Outstanding Player

• **Pierre** earned well-deserved preseason love after her phenomenal sophomore season at Vanderbilt. She is one of 15 players in the country named to the Wade Award Watchlist, as well as tabbed to the 10-person All-ACC Preseason Team, is one of 20 on the Katrina McClain Power Forward of the Year Watchlist and was named on the Jersey Mike's Naismith Women's College Player of the Year Watchlist and Wooden Award Watchlist

• In her sophomore year at Vanderbilt, she averaged 20.4 points per game off 49.8 percent shooting from the field with 9.6 rebounds and 2.9 steals per game across 30.5 minutes per game. In the SEC, finished No. 1 in field goals made (273), No. 2 in steals per game, No. 3 in rebounds per game, No. 4 in points per game and No. 6 in field goal percentage

• Named a WBCA All-America Honorable Mention choice, one of five finalists for the Cheryl Miller Small Forward of the Year and a USBWA Ann Meyers-Drysdale National Player of the Week and AP National Player of the Year Runner-Up

• Increased her scoring average by 11.5 points per

game from her freshman year, in which she averaged 8.9 points and 5.3 rebounds per game as an SEC All-Freshman Team choice with five SEC Freshman of the Week selections

### **TILDA IS TEA**

• **Tilda Trygger** has averaged 11.7 points, 7.9 rebounds and 1.2 blocks per game

• Coming off nine points, four rebounds, two assists and two blocks at Miami

• Recorded her first double-double of the season behind 18 points and 12 rebounds with two blocks and two steals at No. 9/9 Oklahoma

• Showed massive strides in the first game of her sophomore year vs. No. 8/9 Tennessee, logging 19 points off 8-of-13 shooting from the field with eight rebounds, two assists, two steals and two blocks. She came up with a huge offensive rebound and kickout to help seal the game for the Pack

• Ranks No. 8 in rebounds per game, No. 13 in blocks per game and No. 20 in minutes per game (29.6) in the ACC

• Shooting over 30 percent from three with a .360 mark (9-of-25), one of five on the team with a clip over 30

• In her first year with the Wolfpack having been named to the ACC All-Freshman Team. She averaged 6.6 points, 4.9 rebounds and 0.6 blocks per game across 33 games and 23 starts

• **Trygger** was one of 20 named on the Lisa Leslie Center of the Year Watchlist

• She earned her first career start in the Clemson game as a freshman and started the remaining games throughout the season as a freshman in 2024-25

• In her career, has logged 12 double-digit scoring games, seven double-digit rebound games and four double-doubles

• Earned a career-high 19 points twice, highlighted by a 19-point, 10-rebound double-double vs. No. 1/1 Notre Dame and a career-high 14 rebounds at Florida State

• Named by ESPN as one of the top 10 players with breakout potential this season

• In the NC State freshman record book, finished No. 6 in games played (34), No. 8 in blocks (22) and No. 11 in rebounds (166)

• Registered a near double-double of nine points and a career-high 13 rebounds, including nine offensive, vs. Virginia. Her nine rebounds in the fourth quarter tied a program record with **Elissa Cunane**, who had nine in the third quarter vs. UNC on Jan. 26, 2020

### **ALAKA-ZAM!!!!**

• **Zamareya Jones** has averaged 13.7 points, 4.0 rebounds and 3.7 assists per game

• Coming off 16 points off 6-of-10 shooting from the field and 3-of-4 from beyond the arc, with four assists and one steal at Miami

• In the past five games, she has averaged 17.0 points, 4.8 rebounds and 4.4 assists per game

• Has logged 2+ 3-pointers in each of the past six games and is one of five on the team shooting over 30 percent from three with .323 (21-of-65)

• Registered first 20-point game of her career behind a career-high 26 points with a career-high eight boards and three assists at No. 9/9 Oklahoma

• Had a solid performance at the Cancun Challenge, averaging 15.5 points, 3.5 rebounds, 5.0 assists and 1.5 steals per game

• Finished with 18 points and five assists in the Pack's win over No. 8/9 Tennessee. She scored seven straight points and scored or assisted on the Pack's final 11 points, including knocking down two key free throws with 1.9 seconds left in the game

• In the ACC, ranks No. 1 in assist/turnover ratio (2.4), No. 10 in assists per game and 3-pointers per game (1.9), No. 11 in scoring and No. 15 in field goal percentage (.399)

• **Jones** was tabbed on the Ann Meyers-Drysdale Shooting Guard of the Year Preseason Watchlist

• She was a huge spark off the bench last season, averaging 7.1 points and 1.5 assists per game across 30 game appearances and two starts as a freshman

• In game vs. Louisville, led the team with 18 points off 7-of-8 from the field. She delivered 16 of those points off 7-of-7 from the field in a stretch that was less than nine minutes

• In the NC State freshman record book, **Jones** finished No. 7 in 3-point field goals made (35) and 3-point field goals attempted (100) and No. 8 in 3-point field goal percentage (.350)

### **Q! THAT'S WHO!**

• **Qadence Samuels** started in eight of the first 11 games with the Pack. She earned her first career start vs. Tennessee

• Coming off five points, four rebounds and two assists in 15 minutes off the bench at Miami

• Averaged 9.0 points and 4.0 rebounds per game at the Cancun Challenge

## NC STATE'S LAST 12 POSTSEASONS

| YEAR    | OVERALL      | ACC TOURNEY     | POSTSEASON      |
|---------|--------------|-----------------|-----------------|
| 2024-25 | 28-7 (16-2)  | 2-1 (Runner Up) | NCAA Sweet 16   |
| 2023-24 | 31-7 (13-5)  | 2-1 (Runner Up) | NCAA Final Four |
| 2022-23 | 20-12 (9-9)  | 1-1 (QF)        | NCAA 1st Round  |
| 2021-22 | 29-3 (17-1)  | 3-0 (Champ)     | NCAA Elite 8    |
| 2020-21 | 20-2 (12-2)  | 3-0 (Champ)     | NCAA Sweet 16   |
| 2019-20 | 28-4 (14-4)  | 3-0 (Champ)     | Canceled        |
| 2018-19 | 28-6 (12-4)  | 1-1 (SF)        | NCAA Sweet 16   |
| 2017-18 | 26-9 (11-5)  | 2-1 (SF)        | NCAA Sweet 16   |
| 2016-17 | 23-9 (12-4)  | 0-1 (QF)        | NCAA 2nd Round  |
| 2015-16 | 20-11 (10-6) | 1-1 (QF)        | Declined WNIT   |
| 2014-15 | 18-15 (7-9)  | 0-1 (R1)        | WNIT 3rd Round  |
| 2013-14 | 25-8 (11-5)  | 1-1 (SF)        | NCAA 1st Round  |

## GAME 12: GEORGIA TECH

- Registered seven points, three rebounds and one block vs. Green Bay and followed that up with a season-high 11 points with five boards in 16 minutes vs. Southern Miss. She went 3-of-4 from beyond the arc vs. the Golden Eagles, her first multi-3-pointer game this season
- Against No. 8/9 Tennessee, delivered a clutch 3-pointer in the fourth quarter and came up with a big defensive board after the Pack retook the lead with less than a minute left in the game and led the game with a +16 +/-
- Samuels** joined NC State out of the transfer portal after averaging 3.3 points and 1.8 rebounds per game in 69 games at UConn, where she was a part of the 2025 NCAA Women's Championship team

### QUIGLEY WIGGLY

- Devyn Quigley** has started in the past two games and has averaged 4.4 points and 2.6 rebounds per game in 18.1 minutes per contest
- Coming off a season-high 10 points off 4-of-6 from the field with two 3-pointers, and four rebounds and two assists at Miami
- One of five on the team shooting over 30 percent from 3-point land this season with .304 (7-of-23)
- Scored a career-high 20 points off the bench against Coastal Carolina, marking the first time since 2019 (**Elissa Cunane** vs. Louisville with 20 - one of her seven 20+ point games as a freshman) a Pack freshman has scored 20+ points in a game

### KY'SHE IRVING

- Destiny "KyShe" Lunan** has made an immediate impact as a freshman, averaging 5.5 points, 1.6 rebounds, 1.0 assist and 0.7 steals per game
- Coming off a career-high matching 11 points with four rebounds and one assist and steal in 24 minutes off the bench at Miami
- Has registered three double-digit scoring games and is shooting a team-leading .450 clip from 3-point (9-of-20)
- Tallied 10 points along with four steals vs. No. 17/12 TCU. Those four steals marked the second most by a freshman in the ACC this season (most is Jocelyne Grier from BC vs. Holy Cross with six)
- Ranked No. 65 in the ESPN HoopGurlz Ranking as a four-star recruit. The Arizona product averaged 20.6 points, 4.6 rebounds, 4.2 steals and 3.1 assists per game enroute to an Open State Championship for Millennium High School, in which she dropped 37 points in the championship game

### HEART FROM MADDIE

- Maddie Cox** has been a consistent piece for the Pack going into her third year at NC State
- Coming off two points, three rebounds and one block in 20 minutes off the bench at Miami
- Earned her second start of the season, logging seven points, a career-high 12 rebounds, two blocks and one steal vs. Seton Hall. Has averaged 9.0 points, 7.5 rebounds, 1.5 blocks and 1.5 steals per game in her two starts this year
- Registered nine points, four rebounds, two blocks and one steal vs. Southern Miss
- Made her second career start, first this season, against Coastal Carolina. Logged a career-high 11 points against the Chants, also adding three rebounds, two steals and one block
- Played in 30 games last season. She finished the year on a high note against No. 3 seed LSU in the Sweet 16 with a career-high eight points and seven rebounds

### DEFENSIVE PROWNESS

- In the **Wes Moore** era, the Pack has held opponents to fewer than 60 points in 186 total games. The Pack is 176-10 (.946) in those outings and 99-2 (.980) in such games since the start of 2018-19
- NC State held Coastal to 13 first-half points on 16.1 percent shooting (5-for-31)
- The Pack held Seton Hall to 20 second-half points, the least amount of second-half points given this season, holding the Pirates to 23.3 percent shooting (7-30) in that stretch, and also held Miami to 20 first-half points
- NC State had its best defensive performance this season against Maine, limiting the Bears to 47 points on 29.0 percent shooting from the field (20-69)
- The Pack has limited fouls to 14.0 per game, which is third the ACC and 27th in the country, as Coach **Moore** emphasizes defending without fouling
- NC State leads the league in rebounds per game (48.64) and defensive rebounds per game (33.5), which are third and second in the country, respectively
- The Pack is also second in three-point percentage defense (.255) in the ACC

### OFF THE BOARDS

- NC State leads the ACC in rebounds per game (48.64) and defensive rebounds per game (33.5), which are third and second, respectively, in the NCAA
- The Pack is also third in rebound margin (11.2) and offensive rebounds per game (15.1), which are 23rd and

38th each in the country

- NC State has logged 45+ rebounds in nine of the first 11 games and has five 50+ rebound games led by a season-high 57 vs. No. 9/9 Oklahoma
- The Pack has logged at least 12 offensive rebounds in all 11 games this season, led by 21 at No. 9/9 Oklahoma
- The Pack has three players in the top 25 in rebounds in the ACC. **Khamil Pierre** leads the league and is second in the country (13.0). **Tilda Trygger** is eighth (7.9) and **Zoe Brooks** follows in 16th (6.4)
- NC State has logged 18 games with 20+ offensive boards in the **Wes Moore** era, with one of those coming this year with 21 at No. 9/9 Oklahoma

### MCDOUBLE-DOUBLE

- NC State has had a player log a double-double on 10 different occasions
- Zoe Brooks** and **Khamil Pierre** began their seasons with double-doubles on back-to-back occasions. **Brooks** had 13 points and 11 rebounds vs. Tennessee and a season-high 24 points with 11 rebounds vs. Southern Cal. **Pierre** registered a season-high 21 points with 14 rebounds against Tennessee and 10 points with 18 rebounds vs. USC. She logged her third straight double-double to begin her Wolfpack career with 18 points and 10 boards vs. Maine
- Pierre** registered three straight double-doubles, coming off 19 points and 20 rebounds at Oklahoma and also tallying 12 points and 21 rebounds vs. Green Bay and 18 points with 16 boards vs. Southern Miss
- Pierre** leads the league and is second in the country in double-doubles (7)

### RANKED WINS UNDER MOORE

- NC State has defeated a total of 52 nationally ranked opponents (52-54) in the **Wes Moore** era
- NC State was able to add to its ranked wins total
- The Pack has defeated 10 top six foes (10-16) under Moore's leadership: No. 2 Notre Dame (2016-17), No. 1 South Carolina (2020-21), No. 1 Louisville (2020-21), No. 5 Louisville (2020-21), No. 2 Maryland (2021-22), No. 3 Louisville (2021-22), No. 2 UConn (2023-24), No. 3 Colorado (2023-24), No. 5 Stanford (2023-24), No. 4 Texas (2023-24) and No. 1 Notre Dame (2024-25)
- Three of NC State's five wins over No. 1 opponents have come in the **Moore** era - South Carolina (2020-21), Louisville (2020-21) and Notre Dame (2024-25)
- The Pack beat two AP Top 3 teams (No. 2 UConn on Nov. 12, No. 3 Colorado on Nov. 25) last season in the span of 13 days. It marked the fourth time in team history NC State defeated two top three teams in the same season and was the second-shortest span of time between two Pack wins vs. top three squads

### SHARP SHOOTING

- NC State shot over 45 percent in four games this season, led by a season-high 55.8 percent (43-of-77) against Southern Miss
- NC State has won 38 straight games when shooting 50+ percent as a team. The last time NC State lost such a game was in the 2021 Sweet 16 against Indiana (March 27, 2021)
- In **Wes Moore's** 13-year tenure, NC State is 74-5 (.937) in games during which it had a field goal percentage of .500 or better

### THREE BALL

- The Wolfpack has hit 10+ threes in 71 games under **Wes Moore's** leadership
- NC State is 68-4 (.944) in those games and has not lost a game in which the Pack has hit 10 triples since Jan. 9, 2020 (UNC)
- NC State has logged at least seven 3-pointers in the four of the past five games with a season-high nine vs. Coastal and Southern Miss

### SPREADING THE LOVE

- The Pack has assisted on at least half of its field goals in five games this season and is 5-0 when doing so
- NC State had a season-high 25 assists on 43 makes vs. Southern Miss
- The Pack also logged 20 assists on 28 makes vs. Coastal
- The point guard duo of **Zoe Brooks** and **Zamareya Jones** lead the way in assists on the team. **Brooks** has a team's most 4.7 assists per game (sixth in the ACC) and **Jones** follows with 3.7 per game (10th in the ACC)
- Jones** has the fourth best assist/turnover ratio in the ACC at 2.4 and **Brooks** follows in ninth

## WOLFPACK STREAKS

### GENERAL TEAM

|                                    |    |
|------------------------------------|----|
| Overall .....                      | 2  |
| ACC Regular Season .....           | 6  |
| NCAA Tournament .....              | 0  |
| ACC Tournament .....               | 0  |
| Unranked Teams .....               | 4  |
| Ranked Teams .....                 | 0  |
| Home .....                         | 1  |
| Home ACC .....                     | 12 |
| Home Non-Conference .....          | 1  |
| Home Ranked .....                  | 0  |
| Home Unranked .....                | 1  |
| Home Unranked Non-Conference ..... | 1  |
| Road .....                         | 1  |
| Road ACC .....                     | 3  |
| Road Non-Conference .....          | 0  |
| Road Ranked .....                  | 0  |
| Road Unranked .....                | 6  |
| Road Unranked Non-Conference ..... | 0  |
| Neutral .....                      | 1  |
| Neutral Ranked .....               | 0  |
| Neutral Unranked .....             | 8  |

### TEAM STATS

|                                       |    |
|---------------------------------------|----|
| Shooting 30+ percent .....            | 64 |
| Shooting 40+ percent .....            | 6  |
| Shooting 30+ percent from three ..... | 1  |
| Scoring 60+ points .....              | 7  |
| Scoring 70+ points .....              | 1  |
| 10+ assists .....                     | 2  |
| 15 or fewer turnovers .....           | 5  |

### CONSECUTIVE GAMES WITH 3FG

|                              |   |
|------------------------------|---|
| Zamareya Jones .....         | 7 |
| Destiny "Ky'She" Lunan ..... | 2 |
| Qadence Samuels .....        | 2 |
| Devyn Quigley .....          | 1 |
| Tilda Trygger .....          | 1 |

### CONSECUTIVE 10+ POINT GAMES

|                              |   |
|------------------------------|---|
| Zamareya Jones .....         | 7 |
| Khamil Pierre .....          | 6 |
| Zoe Brooks .....             | 1 |
| Destiny "Ky'She" Lunan ..... | 1 |
| Devyn Quigley .....          | 1 |

### CONSECUTIVE FREE THROWS MADE

|                              |    |
|------------------------------|----|
| Qadence Samuels .....        | 11 |
| Zamareya Jones .....         | 6  |
| Maddie Cox .....             | 5  |
| Khamil Pierre .....          | 3  |
| Mallory Collier .....        | 2  |
| Destiny "Ky'She" Lunan ..... | 2  |
| Zoe Brooks .....             | 1  |
| Tilda Trygger .....          | 1  |

### CONSECUTIVE STARTS FOR PACK

|                      |    |
|----------------------|----|
| Zoe Brooks .....     | 43 |
| Zamareya Jones ..... | 11 |
| Tilda Trygger .....  | 7  |
| Devyn Quigley .....  | 2  |
| Khamil Pierre .....  | 1  |

### CONSECUTIVE GAMES PLAYED FOR PACK

|                              |    |
|------------------------------|----|
| Zoe Brooks .....             | 43 |
| Zamareya Jones .....         | 31 |
| Devyn Quigley .....          | 15 |
| Maddie Cox .....             | 14 |
| Destiny "Ky'She" Lunan ..... | 11 |
| Khamil Pierre .....          | 11 |
| Qadence Samuels .....        | 11 |
| Tilda Trygger .....          | 6  |
| Mallory Collier .....        | 2  |
| Adelaide Jernigan .....      | 1  |

### Wolfpack careers only



## WHAT TO WATCH FOR

### 2025-26 WATCH LISTS & AWARDS (BY PLAYER)

#### ZOE BROOKS

- All-ACC Preseason Team
- Nancy Lieberman Point Guard of the Year Preseason Top 20 Watchlist
- Jersey Mike's Naismith Women's College Player of the Year Trophy Preseason Watchlist
- Wooden Award Preseason Watchlist
- Cancun Challenge Yutacan All-Tournament Team

#### ZAMAREYA JONES

- Ann Meyers-Drysdale Shooting Guard of the Year Preseason Top 20 Watchlist

#### KHAMIL PIERRE

- All-ACC Preseason Team
- Katrina McClain Power Forward of the Year Preseason Top 20 Watchlist
- Jersey Mike's Naismith Women's College Player of the Year Trophy Preseason Watchlist
- Ro Greensboro Most Outstanding Player
- Wade Award Preseason Watchlist
- Wooden Award Preseason Watchlist
- Cancun Challenge Yutacan MVP and All-Tournament Team

#### TILDA TRYGGER

- Lisa Leslie Center of the Year Preseason Top 20 Watchlist

## CHARGE TRACKER

### Charges & illegal screens

#### MADDIE COX

- 4Q, 4:04 vs. Southern Miss - charge
- 1Q, 6:52 vs. Seton Hall - charge
- 4Q, 7:37 vs. Seton Hall - charge

#### ZAMAREYA JONES

- 1Q, 4:38 vs. USC - Illegal screen
- 3Q, 9:53 vs. Coastal Carolina - charge
- 3Q, 9:35 at Miami - charge

#### KHAMIL PIERRE

- 4Q, 0:53 vs. TCU - charge
- 4Q, 4:41 vs. Seton Hall - charge
- 2Q, 8:30 at Miami - illegal screen

#### LORENA AWOU

- 2Q, 8:40 vs. Coastal Carolina - charge

#### KY'SHE LUNAN

- 3Q, 1:53 vs. Green Bay - charge

#### QADENCE SAMUELS

- 4Q, 3:01 vs. USC - Illegal screen

with 1.9

- The Pack is ranked sixth in assist/turnover ratio (1.11) in the league

#### POP OFF OFFENSE

- The Pack is fifth in the league in scoring offense with 76.5 points per game
- NC State scored 110 points on Southern Miss, marking the most scored in a game in the **Wes Moore** era
- The 110 points marked the most scored in a neutral site game since the Pack scored 116 points vs. Delaware State on Dec. 21, 1996
- The Pack scored 50+ points in both halves vs. Southern Miss (58, 52) since playing Saint Mary's (50, 51) in 2021

#### NET RANKINGS

- NC State debuted at No. 39 in the NET and has since climbed to No. 30
- The Pack has the second highest NET opponent ranking among Power 4 schools at No. 75, which is fifth overall
- NC State also has the fourth highest NET SOS among P4 schools (including UConn) at No. 10
- NC State is one of 31 schools with at least one Quad 1 win

#### WOLFPACK WES

- Head coach **Wes Moore** is No. 2 in all-time wins among active NCAA women's basketball coaches with 866 wins (just trailing **Geno Auriemma**) and fourth among men's and women's coaches
- Accomplished 850 wins vs. FSU (2/9/25) and has 301 wins at NC State
- Coached his 400th game at NC State vs. TCU (11/16)
- Coach **Moore** secured his 800th career win on March 2, 2023. With that victory, **Moore** became the fifth active, third-ever ACC and 15th NCAA Division I WBB coach of all time to reach the 800 wins mark. He accomplished the feat in 1,048 games across stints at NC State (242), Chattanooga (358), Francis Marion (69) and Maryville College (131)
- **Moore's** 866 career wins is ranked No. 13 all time, and he is also ranked No. 7 nationally among active coaches with a .764 career winning percentage
- Coach **Moore** has led his NC State teams to eight straight NCAA Tournaments, the longest streak in program history, along with six Sweet 16 appearances, two Elite Eight showings and one Final Four in 2024, the first for the Pack since 1998 and second in program history

#### RANKINGS REVIEW

- The Pack was ranked No. 9, No. 10, No. 16 and No. 25 in the first four AP Polls and No. 8, 9, 16, 24 and 25 in the first five WBCA Coaches Polls of the season
- NC State was not in the week 5 AP Poll for the first time in 19 weeks and has received votes in the past three polls
- The Pack has been ranked in the AP Top 10 in 231 weeks
- The Pack will face six opponents currently ranked in the AP top 25. NC State has already played No. 8/9 Tennessee, No. 18/16 USC, No. 17/12 TCU and No. 9/9 Oklahoma

#### FROM UNRANKED TO THE FINAL FOUR

- In 2024, the NC State women's basketball team (along with the men) made the program's second ever NCAA Final Four, first since 1998, as the No. 3 seed
- NC State became one of just seven teams in NCAA DI Women's Basketball history to start the season unranked in the AP Top 25 and reach a Final Four that same season. The Wolfpack also accomplished that feat in its 1998 Final Four run
- The Pack has played in 25 NCAA Tournament games in **Wes Moore's** tenure. Among ACC schools, Notre Dame (48), Louisville (43) and Stanford (39) have played more such games since 2013-14

#### FROM RALEIGH TO THE W

- **Saniya Rivers** and **Aziahha James** were both picked in the first round of the 2025 WNBA Draft. NC State was the only school to have two players picked in the first round of the 2025 draft
- **Rivers** became the highest draft pick in school history, being picked No. 8 overall. Among rookies, she finished first in blocks, third in steals, fourth in assists and sixth in points. She had 16 double-digit scoring games
- **James** was picked No. 12 overall by the Dallas Wings. She averaged 7.5 points per game, which finished in the top 10 among rookies, along with tallying 12 double-digit scoring games and three 20-point games
- Both **Rivers** and **James** will play in Unrivaled this winter. **Rivers** is on Team Hive and **James** is one of six developmental players
- **Madison Hayes** signed a training camp contract with

the Connecticut Sun. She played in two preseason games with the Sun and is currently playing for Della Fiore Broni (Serie A2)

#### WOLFPUPS

- NC State signed two in the class of 2026 in the early signing period, both of whom are in the top 100 according to ESPN and Rivals
- **Kamora Pruitt** is a 6-2 forward/wing from DeSoto, Texas and is a four-star ranked No. 27 by Rivals and No. 38 by ESPN Sportscenter NEXT 100. She averaged 16.1 points per game last season and is an OTE Champion and 3SSSB All-American with Team Lex
- **Pruitt** chose NC State over Baylor, SMU, Oklahoma and Arizona
- **Annsley Trivette** is a four-star power forward ranked No. 93 in the ESPN rankings. She averaged 20.0 points, 10.4 rebounds, 3.9 assists, 2.8 blocks and 1.8 steals per game as a junior at Abingdon High School in Virginia. She plays for the West Virginia Thunder and was an integral role in the team's Under Armour Association U-17 title
- **Trivette** chose NC State over Virginia, Wake Forest, James Madison, Belmont and others
- The class of 2025 was ranked No. 25 by ESPN, marking a second straight top 25 class. **Destiny "KyShe" Lunan** was ranked No. 65 and **Adelaide Jernigan** came in at No. 68

#### MOORE COACHING TREE

- Several former players of coach **Wes Moore** and NC State are now coaching at several DI programs:
- **River Baldwin** (2022-24) - Assistant Coach at La Salle
- **Raina Perez** (2020-22) - Assistant Coach at Portland State
- **Elissa Cunane** (2018-22) - Assistant Coach at Providence
- **Kayla Jones** (2017-22) - Assistant Coach/Director of Player Personnel at NC State
- **Ashley Williams** (2013-17) - Assistant Coach at NC State

#### 2024-25 SEASON SUMMARY

- The Pack finished 28-7 last season with an ACC Co-Regular Season Championship, marking the program's 33rd 20+ win season of all time, 11th such season in the **Wes Moore** era. This marked the 10th straight 20+ win season, the program's longest streak (all under the **Moore** era)
- NC State's 25+ win season marked the 15th in program history and seventh in the **Moore** tenure
- The Pack earned its seventh ACC Regular Season Championship, which marked the second in the Coach **Moore** era. With a 16-2 league mark, NC State shared the regular season title with Notre Dame and owning the tiebreaker, the Pack earned the No. 1 seed in the ACC Tournament
- NC State started the season 4-3 and went 24-4 in the final 28 games. With the third best NET opponent ranking in the country at 64, the Pack endured one of the toughest schedules in the country and picked up six ranked wins, including over No. 1 Notre Dame, No. 10 Duke, No. 14 North Carolina and No. 18 Ole Miss
- NC State's upset for No. 1 Notre Dame in double overtime, 104-95, marked **Moore's** third win over a No. 1 opponent and the first home win over a No. 1 team since 1978 (vs. Wayland Baptist)
- NC State was the runner-up at the 2025 ACC Tournament, marking the Pack's 19th appearance in the title game and fifth championship berth in the past six seasons
- The Pack went undefeated at home with an 18-0 record (third undefeated home season in school history and second in the **Moore** era)
- All seven of the Pack's losses were to NCAA Tournament teams who were ranked in the AP Top 25 for majority of the season
- Coach **Moore** won ACC Coach of the Year for the fourth time, 15th time overall in his career
- Three different NC State players were named to the All-ACC First Team with two-time selections **Aziahha James** and **Saniya Rivers**, along with first-time choice **Zoe Brooks**, who was the program's first-time ACC Most Improved Player
- **Rivers** also was tabbed to the ACC All-Defensive Team for the second straight year, and **Tilda Trygger** was named to the ACC All-Freshman Team

QUICK NOTES

TEAM HISTORY

First Season..... 1974-75  
 Arena.....Reynolds Coliseum  
 Capacity.....5,500  
 All-Time Record..... 1,084-508 (.681)  
 All-Time ACC Record ..... 452-263 (.632)  
 NCAA Appearances ..... 30 (last: 2025)  
 NCAA Tournament Record ..... 35-30 (.547)  
 ACC Regular-Season Titles.. 7 (78, 80, 83, 85, 90, 22, 25)  
 ACC Tournament Titles ...7 (80, 85, 87, 91, 20, 21, 22)  
 ACC Tournament Record ..... 62-41 (.602)

MEDIA RELATIONS

Basketball Contact.....Kylie Magar  
 Cell Phone ..... 425-647-9584  
 E-mail ..... kamagar@ncsu.edu

TEAM INFORMATION

2024-25 Overall Record ..... 28-7  
 2024-25 ACC Record ..... 16-2  
 2024-25 Conference Finish.....T-1st  
 2025 ACC Tournament .....2-1 (Championship)  
 2025 Postseason ..... 2-1 (NCAA Sweet 16)  
 Starters Returning/Lost.....2/3  
 Players Returning/Lost ..... 7/5  
 Newcomers ..... 4 (2 freshmen, 2 transfers)

UNIVERSITY INFORMATION

Location..... Raleigh, N.C.  
 Founded..... 1887  
 Enrollment ..... 36,000+  
 Nickname ..... Wolfpack  
 Colors .....Red (PMS 186) and White  
 Conference ..... Atlantic Coast  
 Home Court .....Reynolds Coliseum  
 Chancellor..... Kevin Howell  
 Athletic Director .....Boo Corrigan  
 Basketball Administrator.....Stephanie Menio  
 Athletic Department Phone.....(919) 515-2101  
 Athletics Website ..... GoPack.com

2025-26 COACHING STAFF

Head Coach .... Wes Moore (13th season at NC State)  
     Johnson University, 1984  
 Career Coaching Record..... 866-268 (.764)  
 Record at NC State ..... 308-99 (.757)  
 Overall ACC Record..... 144-56 (.720)  
 Overall ACC Tournament Record ..... 19-9  
 NCAA Tournament Record at NC State ..... 16-9  
 Associate Head Coach ..... Nikki West  
     Clemson, 2000 // 11th season  
 Assistant Coach..... Ashley Williams  
     NC State, 2017 // fourth season  
 Assistant Coach..... Simon Harris  
     NC State, 2013 // third season  
 Assistant Coach/Dir. of Player Dev.....Kevin Leatherwood  
     Carson-Newman, 2014 // third season  
 Assistant Coach/Dir. of Player Personnel.... Kayla Jones  
     NC State, 2021 // first season  
 Dir. of Ops/Assistant Coach..... Houston Fancher  
     Middle Tennessee State, 1988 // eighth season  
 Executive Director of Operations ....Rachel Stockdale  
 Director of Scouting and Video Ops....Brandon Miller

WOLFPACK ROSTER

NUMERICAL

| NO. | NAME                   | HT.  | POS. | YR. | HOMETOWN / HS / LAST SCHOOL                |
|-----|------------------------|------|------|-----|--|
| 0   | Devyn Quigley          | 5-11 | G    | So. | Manchester, N.J. / Manchester Township     |
| 1   | Lorena Awou            | 6-5  | F    | So. | East Moline, Ill. / United Township        |
| 2   | Qadence Samuels        | 6-0  | G    | Jr. | Forestville, Md. / Bishop McNamara / UConn |
| 3   | Zamareya Jones         | 5-7  | G    | So. | Bethel, N.C. / North Pitt                  |
| 7   | Destiny "Ky'She" Lunan | 5-10 | G    | Fr. | Goodyear, Ariz. / Millennium               |
| 10  | Adelaide Jernigan      | 5-11 | G    | Fr. | Winston-Salem, N.C. / Bishop McGuinness    |
| 11  | Maddie Cox             | 6-2  | F    | Jr. | Flower Mound, Texas / Flower Mound         |
| 12  | Khamil Pierre          | 6-2  | F    | Jr. | Phoenix, Ariz. / Perry / Vanderbilt        |
| 18  | Tilda Trygger          | 6-6  | F    | So. | Stockholm, Sweden                          |
| 35  | Zoe Brooks             | 5-10 | G    | Jr. | Plainfield, N.J. / Saint John Vianney      |
| 42  | Mallory Collier        | 6-3  | C    | Jr. | Millington, Tenn. / Bartlett               |

ALPHABETICAL

| NO. | NAME                   | HT.  | POS. | YR. | HOMETOWN / HS / LAST SCHOOL                |
|-----|------------------------|------|------|-----|--|
| 1   | Lorena Awou            | 6-5  | F    | So. | East Moline, Ill. / United Township        |
| 35  | Zoe Brooks             | 5-10 | G    | Jr. | Plainfield, N.J. / Saint John Vianney      |
| 42  | Mallory Collier        | 6-3  | C    | Jr. | Millington, Tenn. / Bartlett               |
| 11  | Maddie Cox             | 6-2  | F    | Jr. | Flower Mound, Texas / Flower Mound         |
| 3   | Zamareya Jones         | 5-7  | G    | So. | Bethel, N.C. / North Pitt                  |
| 7   | Destiny "Ky'She" Lunan | 5-10 | G    | Fr. | Goodyear, Ariz. / Millennium               |
| 10  | Adelaide Jernigan      | 5-11 | G    | Fr. | Winston-Salem, N.C. / Bishop McGuinness    |
| 12  | Khamil Pierre          | 6-2  | F    | Jr. | Phoenix, Ariz. / Perry / Vanderbilt        |
| 0   | Devyn Quigley          | 5-11 | G    | So. | Manchester, N.J. / Manchester Township     |
| 2   | Qadence Samuels        | 6-0  | G    | Jr. | Forestville, Md. / Bishop McNamara / UConn |
| 18  | Tilda Trygger          | 6-6  | F    | So. | Stockholm, Sweden                          |

WOMEN'S BASKETBALL STAFF

**Head Coach:** Wes Moore (Johnson University, 1984 // 13th season at NC State)  
**Associate Head Coach:** Nikki West (Clemson, 2000 // 11th overall season at NC State, sixth in a row)  
**Assistant Coach:** Ashley Williams (NC State, 2017 // fourth season at NC State)  
**Assistant Coach:** Simon Harris (NC State, 2008 // third season at NC State, first year back)  
**Assistant Coach/Director of Player Development:** Kevin Leatherwood (Carson-Newman, 2014 // third season at NC State)  
**Assistant Coach/Director of Player Personnel:** Kayla Jones (NC State, 2022 // third season at NC State, first in role)  
**Director of Operations/Assistant Coach:** Houston Fancher (MTSU, 1988 // eighth season at NC State)  
**Executive Director of Operations:** Rachel Stockdale (NC State 2006 // 13th season at NC State)  
**Director of Scouting and Video Operations:** Brandon Miller (High Point, 2004 // ninth season at NC State)  
**Assistant Director of Creative Media:** Sarah Freitas (South Carolina, 2025 // 1st season at NC State)  
**Athletic Trainer:** Brittany Blunt  
**Strength & Conditioning Coach:** Felipe Lopes  
**Dietician:** Molly Barkman

PRONUNCIATIONS

| NAME                   | FIRST  | LAST     |
|------------------------|--|----------|
| Lorena Awou            | Lor-ay-nuh                                     | uh-WOO   |
| Zamareya Jones         | Zuh-MAR-ee-uh (can call Zam on all references) |          |
| Destiny "Ky'She" Lunan | Ky-She (Can call Ky'She on all references)     |          |
| Qadence Samuels        | Cay-dens                                       |          |
| Tilda Trygger          |  | TREE-ger |

## PACK STACKING UP

### ACC AND NATIONAL RANKINGS

| INDIVIDUAL                  |     |       |
|-----------------------------|-----|-------|
| POINTS PER GAME             | ACC | NATL. |
| Khamil Pierre (14.6)        | 8   | 198   |
| Zoe Brooks (14.2)           | 9   | 238   |
| Zamareya Jones (13.7)       | 12  | -     |
| FIELD GOALS                 | ACC | NATL. |
| Khamil Pierre (73)          | 2   | 33    |
| Zoe Brooks (62)             | 7   | 105   |
| Zamareya Jones (47)         | 10  | -     |
| FIELD GOAL ATTEMPTS         | ACC | NATL. |
| Zoe Brooks (157)            | 4   | 30    |
| Khamil Pierre (148)         | 7   | 53    |
| Zamareya Jones (143)        | 9   | 80    |
| FIELD GOAL PERCENTAGE       | ACC | NATL. |
| Khamil Pierre (.493)        | 7   | 108   |
| Zoe Brooks (.399)           | 15  | -     |
| Zamareya Jones (.395)       | 16  | -     |
| THREE-POINTERS/GAME         | ACC | NATL. |
| Zamareya Jones (1.91)       | 10  | 228   |
| THREE POINT ATTEMPTS        | ACC | NATL. |
| Zamareya Jones (65)         | 8   | 115   |
| FREE THROW PERCENTAGE       | ACC | NATL. |
| Zoe Brooks (.674)           | 14  | -     |
| REBOUNDS PER GAME           | ACC | NATL. |
| Khamil Pierre (13.0)        | 1   | 2     |
| Tilda Trygger (7.9)         | 8   | 122   |
| Zoe Brooks (6.4)            | 16  | -     |
| OFFENSIVE REBOUNDS PER GAME | ACC | NATL. |
| Khamil Pierre (4.5)         | 1   | 9     |
| DEFENSIVE REBOUNDS PER GAME | ACC | NATL. |
| Khamil Pierre (8.5)         | 1   | 7     |
| ASSISTS PER GAME            | ACC | NATL. |
| Zoe Brooks (4.7)            | 6   | 61    |
| Zamareya Jones (3.7)        | 10  | 157   |
| ASSIST/TURNOVER RATIO       | ACC | NATL. |
| Zoe Brooks (2.41)           | 4   | 47    |
| Zamareya Jones (1.93)       | 9   | 104   |
| BLOCKS PER GAME             | ACC | NATL. |
| Tilda Trygger (1.20)        | 13  | 141   |
| DOUBLE-DOUBLES              | ACC | NATL. |
| Khamil Pierre (7)           | 1   | 2     |
| MINUTES PER GAME            | ACC | NATL. |
| Zoe Brooks (34.75)          | 4   | 76    |
| Tilda Trygger (29.6)        | 20  | -     |
| Zamareya Jones (29.5)       | 21  | -     |
| Khamil Pierre (29.5)        | 21  | -     |

| TEAM                                  |     |       |
|---------------------------------------|-----|-------|
| CATEGORY                              | ACC | NATL. |
| Defensive Rebounds Per Game (33.5)    | 1   | 2     |
| Rebounds Per Game (48.64)             | 1   | 3     |
| Three Point Percentage Defense (.255) | 2   | 35    |
| Turnovers Per Game (12.7)             | 3   | 20    |
| Fouls Per Game (14.0)                 | 3   | 27    |
| Offensive Rebounds Per Game (15.1)    | 3   | 38    |
| Rebound Margin (11.2)                 | 3   | 23    |
| Assist/Turnover Ratio (1.11)          | 6   | 50    |
| Scoring Offense (76.5)                | 5   | 53    |
| Field Goal Percentage Defense (.380)  | 8   | 124   |
| Three Point Attempts Per Game (20.7)  | 9   | 165   |
| Rebound Margin (7.7)                  | 9   | 76    |
| Three-Pointers Per Game (6.2)         | 9   | 179   |
| Field Goal Percentage (.428)          | 9   | 114   |

## PACK IN THE POLLS

| ASSOCIATED PRESS (7)  |                  |      | COACHES POLL (7)      |                  |      | PACK'S WEEKLY RANKINGS   |         |         |
|-----------------------|------------------|------|-----------------------|------------------|------|--|---------|---------|
| 1.                    | UConn (24)       | 10-0 | 1.                    | UConn (28)       | 10-0 | Preseason  | AP      | COACHES |
| 2.                    | Texas (8)        | 12-0 | 2.                    | Texas (3)        | 12-0 | Week 1   | 9       | 8       |
| 3.                    | South Carolina   | 10-1 | 3.                    | South Carolina   | 10-1 | Week 2   | 10      | 9       |
| 4.                    | UCLA             | 9-1  | 4.                    | UCLA             | 10-1 | Week 3   | 16      | 16      |
| 5.                    | LSU              | 11-0 | 5.                    | LSU              | 11-0 | Week 4   | 25      | 24      |
| 6.                    | Michigan         | 9-1  | 6.                    | Maryland         | 12-0 | Week 5   | RV (26) | 25      |
| 7.                    | Maryland         | 12-0 | 7.                    | TCU #            | 11-0 | Week 6   | RV (8)  | RV (9)  |
| 8.                    | Oklahoma #       | 11-1 | 8.                    | Oklahoma #       | 11-1 | Week 7   | RV (8)  | NR      |
| 9.                    | TCU #            | 11-0 | 9.                    | Michigan         | 9-1  | Week 8   | -       | -       |
| 10.                   | Iowa State       | 12-0 | 10.                   | Iowa State       | 12-0 | Week 9   | -       | -       |
| 11.                   | Iowa             | 10-1 | 11.                   | Vanderbilt       | 10-0 | Week 10  | -       | -       |
| 12.                   | Kentucky         | 11-1 | 12.                   | Iowa             | 10-1 | Week 11  | -       | -       |
| 13.                   | Vanderbilt       | 9-0  | 13.                   | Kentucky         | 11-1 | Week 12  | -       | -       |
| 14.                   | Ole Miss         | 10-1 | 14.                   | Ole Miss         | 10-1 | Week 13  | -       | -       |
| 15.                   | Baylor           | 10-2 | 15.                   | Baylor           | 10-2 | Week 14  | -       | -       |
| 16.                   | Louisville #     | 10-3 | 16.                   | North Carolina # | 9-3  | Week 15  | -       | -       |
| 17.                   | Tennessee #      | 7-2  | 17.                   | Louisville #     | 10-3 | Week 16  | -       | -       |
| 18.                   | North Carolina # | 9-3  | 18.                   | Tennessee #      | 7-2  | Week 17  | -       | -       |
| 19.                   | USC #            | 7-3  | 19.                   | USC #            | 7-3  | Week 18  | -       | -       |
| 20.                   | Notre Dame #     | 8-2  | 20.                   | Notre Dame #     | 8-2  | <ul style="list-style-type: none"> <li>79 weeks in the AP Top 5 in program history</li> <li>231 weeks in the AP Top 10</li> <li>Fell out of AP Top 25 on Feb. 13, 2023, after 96 straight weeks in the poll; re-entered AP Top 25 on Nov. 13, 2023, and has not been ranked in two weeks the past two years</li> <li>Program-best national ranking: No. 2</li> </ul> |         |         |
| 21.                   | Ohio State       | 9-1  | 21.                   | Ohio State       | 9-1  |  |         |         |
| 22.                   | Washington       | 9-1  | 22.                   | Washington       | 9-1  |  |         |         |
| 23.                   | Nebraska         | 11-0 | 23.                   | Michigan State   | 9-1  |  |         |         |
| 24.                   | Michigan State   | 9-1  | 24.                   | Alabama          | 11-0 |  |         |         |
| 25.                   | Princeton        | 10-1 | 25.                   | Nebraska         | 11-0 |  |         |         |
| # - NC State opponent |                  |      | # - NC State opponent |                  |      |  |         |         |

## RANKING BREAKDOWNS (AS OF 12/16)

| Opponent                  | NET Then/Now | AP Then/Now | Coaches Then/Now | NC State Ranks Then | NC State NET Then |
|---------------------------|--------------|-------------|------------------|---------------------|-------------------|
| vs. Tennessee (11/4)      | - / 22       | 8 / 17      | 9 / 18           | 9 / 8               | None              |
| vs. USC (11/10)           | - / 23       | 18 / 19     | 16 / 19          | 9 / 8               | None              |
| Maine (11/11)             | - / 194      | NR / NR     | NR / NR          | 10 / 9              | None              |
| TCU (11/16)               | - / 8        | 17 / 9      | T12 / 7          | 10 / 9              | None              |
| Coastal Carolina (11/19)  | - / 129      | NR / NR     | NR / NR          | 16 / 16             | None              |
| Rhode Island (11/23)      | - / 56       | NR / NR     | NR / NR          | 16 / 16             | None              |
| vs. Green Bay (11/27)     | - / 90       | NR / NR     | NR / NR          | 25 / 24             | None              |
| vs. Southern Miss (11/28) | - / 173      | NR / NR     | NR / NR          | 25 / 24             | None              |
| at Oklahoma (12/3)        | 22 / 18      | 9 / 8       | 9 / 8            | RV (26) / 25        | 39                |
| Seton Hall (12/7)         | 42 / 53      | NR / NR     | NR / NR          | RV (26) / 25        | 38                |
| at Miami (12/14)          | 39 / 49      | NR / NR     | NR / NR          | RV (8) / RV (9)     | 38                |
| Georgia Tech (12/18)      | - / 120      | NR / NR     | NR / NR          | RV (8) / NR         | 30                |
| at Davidson (12/21)       | - / 54       | NR / NR     | NR / NR          | RV (8) / NR         | 30                |
| Stanford (1/1)            | - / 32       | - / NR      | - / NR           | - / -               | -                 |
| California (1/4)          | - / 68       | - / NR      | - / NR           | - / -               | -                 |
| at Clemson (1/8)          | - / 50       | - / NR      | - / NR           | - / -               | -                 |
| SMU (1/11)                | - / 154      | - / NR      | - / NR           | - / -               | -                 |
| at Wake Forest (1/15)     | - / 125      | - / NR      | - / NR           | - / -               | -                 |
| Louisville (1/18)         | - / 13       | - / 16      | - / 17           | - / -               | -                 |
| at Virginia (1/25)        | - / 29       | - / NR      | - / NR           | - / -               | -                 |
| at Boston College (1/29)  | - / 215      | - / NR      | - / NR           | - / -               | -                 |
| North Carolina (2/2)      | - / 17       | - / 18      | - / 16           | - / -               | -                 |
| Florida State (2/5)       | - / 111      | - / NR      | - / NR           | - / -               | -                 |
| at Virginia Tech (2/8)    | - / 63       | - / NR      | - / NR           | - / -               | -                 |
| at Notre Dame (2/15)      | - / 19       | - / 20      | - / 20           | - / -               | -                 |
| at Duke (2/19)            | - / 38       | - / NR      | - / RV (13)      | - / -               | -                 |
| Syracuse (2/22)           | - / 39       | - / NR      | - / NR           | - / -               | -                 |
| Wake Forest (2/26)        | - / 125      | - / NR      | - / NR           | - / -               | -                 |
| at Pittsburgh (3/1)       | - / 254      | - / NR      | - / NR           | - / -               | -                 |

## ACC STANDINGS (AS OF 12/15)

| TEAM               | ACC        | ACC PCT.     | OVERALL    | OVERALL PCT. | STREAK    |
|--------------------|------------|--------------|------------|--------------|-----------|
| 1. Louisville      | 2-0        | 1.000        | 10-3       | .769         | W3        |
| 2. Syracuse        | 1-0        | 1.000        | 9-1        | .900         | W4        |
| Wake Forest        | 1-0        | 1.000        | 10-2       | .833         | W1        |
| Stanford           | 1-0        | 1.000        | 9-2        | .818         | W1        |
| Notre Dame         | 1-0        | 1.000        | 8-2        | .800         | W3        |
| Virginia           | 1-0        | 1.000        | 8-3        | .727         | W2        |
| <b>NC State</b>    | <b>1-0</b> | <b>1.000</b> | <b>7-4</b> | <b>.636</b>  | <b>W2</b> |
| Duke               | 1-0        | 1.000        | 4-6        | .400         | W1        |
| 9. Clemson         | 1-1        | .500         | 7-4        | .636         | W2        |
| 10. North Carolina | 0-1        | .000         | 9-3        | .750         | L1        |
| Virginia Tech      | 0-1        | .000         | 9-3        | .750         | W2        |
| Cal                | 0-1        | .000         | 8-4        | .667         | L1        |
| Miami              | 0-1        | .000         | 6-4        | .600         | L1        |
| Pitt               | 0-1        | .000         | 6-6        | .500         | L2        |
| SMU                | 0-1        | .000         | 5-6        | .455         | W1        |
| Florida State      | 0-1        | .000         | 4-8        | .333         | L4        |
| Georgia Tech       | 0-1        | .000         | 4-8        | .333         | L2        |
| Boston College     | 0-1        | .000         | 4-9        | .308         | L5        |



## THE LAST TIME:

### NC STATE PLAYERS

|                                       |  |
|---------------------------------------|--|
| 50+ points                            | Andrea Stinson (50) vs. Providence, 12/3/89  |
| 40-49 points                          | Linda Page (42) vs. Clemson, 2/4/84  |
| 35-39 points                          | Aziah James (36) vs. Duke, 2/3/25  |
| 30-34 points                          | Zoe Brooks (33) vs. Notre Dame, 2/23/25  |
| 25-29 points                          | Zamareya Jones (26)/Zoe Brooks (25) at Oklahoma, 12/3/25   |
| 20-24 points                          | Khamil Pierre (21) at Miami, 12/14/25  |
| 20+ points off the bench              | Devyn Quigley (20) vs. Coastal Carolina, 11/21/24  |
| 2 players with 20+ points             | Z. Jones (26)/Z. Brooks (25) at Oklahoma, 12/3/25  |
| 3 players with 20+ points             | J. Brown-Turner (23)/K. Jones (22)/K. Crutchfield (20) vs. Virginia Tech, 1/24/21  |
| Back-to-back 25+ point games          | A. James vs. Stanford (29), 3/29/2024 and vs. Texas (27), 3/31/24  |
| 5 players in double figures           | K. Pierre (21)/Z. Jones (16)/Z. Brooks (11)/K. Lunan (11)/D. Quigley (10) at Miami, 12/14/25   |
| All 5 starters in double figures      | K. Pierre (18)/T. Trygger (16)/Z. Brooks (14)/Z. Jones (14)/Q. Samuels (11) vs. Southern Miss, 11/27/25                                |
| More than 5 players in double figures | K. Pierre (18)/T. Trygger (16)/Z. Brooks (14)/Z. Jones (14)/K. Lunan (11)/Q. Samuels (11)/A. Jernigan (10) vs. Southern Miss, 11/27/25 |
| Made every shot from field (min. 7)   | Mimi Collins (8-8) vs. Elon, 11/15/23  |
| 20+ rebounds                          | Khamil Pierre (20) at Oklahoma, 12/3/25  |
| 15+ rebounds                          | Khamil Pierre (20) at Oklahoma, 12/3/25  |
| 2 players with 10+ rebounds           | K. Pierre (20)/T. Trygger (12) at Oklahoma, 12/3/25  |
| 10+ made free throws                  | Zoe Brooks (14) vs. Notre Dame, 2/23/25  |
| 15+ made free throws                  | Dominique Wilson (15) vs. Louisville, 1/17/16  |
| Made every free throw (min. 10)       | Zoe Brooks (14-14) vs. Notre Dame, 2/23/25   |
| 10+ assists                           | Saniya Rivers (11) at SMU, 3/2/25  |
| 7+ three pointers                     | Aziah James (7) vs. Texas, 3/31/24   |
| 5+ three pointers                     | Aziah James (6)/Madison Hayes (5) vs. Michigan State, 3/25/25  |
| 7+ steals                             | Saniya Rivers (7) at Clemson, 1/25/24  |
| 5+ blocks                             | Madison Hayes (7) vs. Virginia, 1/8/23   |
| Double-double                         | K. Pierre (19p, 20r)/T. Trygger (18p, 12R) at Oklahoma, 12/3/25  |
| Multiple double-doubles               | K. Pierre (19p, 20r)/T. Trygger (18p, 12R) at Oklahoma, 12/3/25  |
| Triple-double                         | Zoe Brooks (14 pts, 12 rebs, 10 asts) vs. Liberty, 12/10/23  |
| 20+ points and 10+ rebounds           | Khamil Pierre (21 points, 13 rebounds) at Miami, 12/14/25  |
| 30+ points and 10+ rebounds           | Saniya Rivers (33 points, 10 rebounds) vs. UConn, 11/12/23   |
| 40+ points and 10+ rebounds           | Linda Page (42 points, 10 rebounds) at Clemson, 2/4/84   |
| 15+ points and 15+ rebounds           | Khamil Pierre (19 points, 20 rebounds) at Oklahoma, 12/3/25  |
| 20+ points and 20+ rebounds           | Genia Beasley (29 points, 21 rebounds) vs. Missouri, 3/17/78   |
| Last second shot (<3 sec) to win game | Raina Perez (2.1 seconds) vs. Louisville, 3/7/21   |
| Played every minute of a game         | Zoe Brooks vs. Georgia Tech (3/7/25)   |
| Played more than 40 minutes in a game | S. Rivers (48)/Z. Brooks (47)/M. Hayes (43), A. James (43)/T. Trygger (43) vs. Notre Dame, 2/23/25                                     |

### NC STATE TEAM

|   |   |
|---|---|
| Defeated AP Top 5 team                    | 104-95 (20T) vs. #1 Notre Dame, 2/23/25               |
| Defeated AP No. 1 team                    | 104-95 (20T) vs. #1 Notre Dame, 2/23/25               |
| Played AP No. 1 team                      | 104-95 (20T) vs. #1 Notre Dame, 2/23/25               |
| Defeated AP Top 25 team                   | 80-77 vs. #8 Tennessee, 11/4/25                       |
| Unranked Wolfpack team beat ranked team   | 68-61 vs. #18 Ole Miss, 12/5/24                       |
| Advanced to the NCAA Elite Eight          | 2023-24 season  |
| Reached an NCAA Final Four                | 2023-24 season  |
| Scored 50+ points in a half               | vs. Southern Miss (52 in 2H), 11/28/25                |
| Scored 50+ points in both halves          | vs. Southern Miss (58, 52), 11/28/25                  |
| Scored 60+ points in a half               | vs. NC Central (62 in 2H), 11/29/20                   |
| Scored fewer than 20 points in a half     | at Duke (19 in 1H), 2/25/24                           |
| Scored 100+ points in a game              | vs. Southern Miss (110), 11/28/25                     |
| Scored 100+ points in a home game         | vs. Notre Dame (104), 2/23/25                         |
| Scored 100+ points in a road game         | at Howard (127), 1/31/92                              |
| Scored 100+ points in a neutral site game | vs. Southern Miss (110), 11/28/25                     |
| Scored fewer than 50 points in a game     | at North Carolina (47), 1/15/23                       |
| Shot 50+ percent in consecutive games     | at USF (.500), 12/16/2023 and at ODU (.537), 12/20/23 |
| Shot 60+ percent                          | vs. Duke (.610), 2/3/25                               |
| Shot 70+ percent                          |   |
| Shot below 30 percent                     | at Miami (.281), 1/18/24                              |
| Shot below 25 percent                     | at Miami (.246), 12/30/15                             |
| Shot below 30 percent and won             | 54-46 at South Carolina (.294), 12/3/20               |
| Shot 60+ percent in a half                | vs. Duke (.688 in 2H), 2/3/25                         |
| Shot 70+ percent in a half                | at Duke (.720 in 2H), 2/13/22                         |
| Shot 50+ percent in all four quarters     | vs. Southern Miss, 11/28/25                           |
| Made 10+ three pointers                   | vs. Michigan State (15), 3/24/25                      |

|                                       |   |
|---------------------------------------|---|
| Did not make a three pointer          | at Wake Forest, 2/9/23                            |
| Shot 50+ percent from distance        | vs. Michigan State (.500), 3/24/25                |
| Shot 60+ percent from distance        | vs. Florida (.647), 11/14/21                      |
| Made 30+ free throws                  | vs. Louisville (34), 1/17/16                      |
| Made fewer than five free throws      | vs. James Madison (4), 12/19/24                   |
| Attempted 40+ free throws             | vs. Louisville (43), 1/17/16                      |
| Attempted fewer than five free throws | vs. Virginia Tech (4), 1/23/22                    |
| Won an overtime game                  | 104-95 (20T) vs. Notre Dame, 2/23/25              |
| Lost an overtime game                 | 103-98 (OT) at Oklahoma, 12/3/25                  |
| 50+ rebounds                          | vs. Seton Hall (51), 12/7/25                      |
| 20+ offensive rebounds                | at Oklahoma (21), 12/5/24                         |
| 30+ assists                           | at Maryland (30), 1/2/96                          |
| 20+ assists                           | vs. Southern Miss (25), 11/28/25                  |
| 10+ blocks                            | vs. Charlotte (10), 11/7/23                       |
| 7+ blocks                             | vs. Michigan State (7), 3/24/25                   |
| 10+ steals                            | vs. Southern Miss (13), 11/28/25                  |
| Forced 20+ turnovers                  | vs. Coastal Carolina (20), 11/19/25               |
| Committed 20+ turnovers               | at Louisville (23), 12/15/24                      |
| Committed five or fewer turnovers     | vs. Vermont (4), 3/22/25                          |
| Rallied from 10+ point deficit        | vs. Tennessee (down 10 points, 3:33, 2Q), 11/4/25 |
| Rallied from 15+ point deficit        | vs. Louisville (down 16 points, 4:25 3Q), 1/20/22 |
| Rallied from 20+ point deficit        | vs. Miami (down 20 points, 19:28 2H), 2/19/15     |
| Sold out Reynolds Coliseum            | vs. #17/12 TCU (5,500), 1/16/25                   |
| Won by 20+ points                     | 87-61 at Miami (26), 12/14/25                     |
| Won by 30+ points                     | 110-56 vs. Southern Miss (54), 11/28/25           |
| Won by 40+ points                     | 110-56 vs. Southern Miss (54), 11/28/25           |
| Won by 50+ points                     | 110-56 vs. Southern Miss (54), 11/28/25           |
| Won by 60+ points                     | 94-24 vs. UP-Mayaguez (70), 12/21/03              |
| Lost by 15-19 points                  | 65-82 vs. LSU (17), 11/27/24                      |
| Lost by 20-29 points                  | 69-91 at UConn (22), 11/20/22                     |
| Lost by 30+ points                    | 62-92 at Louisville (30), 2/28/19                 |
| Lost back-to-back games               | at North Carolina, 2/22/2024 and at Duke, 2/25/24 |

### OPPOSING TEAM

|   |  |
|---|--|
| Player scored 25+ points                | Aaliyah Chavez (33), Oklahoma, 12/3/25   |
| Player scored 30+ points                | Aaliyah Chavez (33), Oklahoma, 12/3/25   |
| Player scored 35+ points                | Caitlin Clark (45), Iowa, 12/1/22  |
| 2 players with 20+ points               | A Chavez (33)/S. Williams (21)/R. Beers (21) Oklahoma (12/3/25)                          |
| No players in double figures            | Kentucky, 11/23/23   |
| 5 players in double figures             | Suarez (17)/Krimili (15)/Oniyah (15)/Williams (15)/Twidale (11), Cal, 1/9/25             |
| All 5 starters in double figures        | Suarez (17)/Krimili (15)/Oniyah (15)/Williams (15)/Twidale (11), Cal, 1/9/25             |
| More than 5 players in double figures   | Jackson (19)/Liston (14)/Vernerey (13)/Peters (12)/Gray (12)/Williams (11), Duke, 1/8/12 |
| Scored 50+ points in a half             | Oklahoma (51 in 2H), 12/3/25   |
| Scored 50+ points in both halves        |  |
| Scored fewer than 20 points in a half   | Coastal Carolina (13 in 1H), 11/19/25  |
| Scored 100+ points in a game            | Oklahoma (103), 12/3/25  |
| Scored 100+ points in Reynolds Coliseum | Minnesota (100), 11/30/91  |
| Scored 40-49 points                     | Maine (47), 11/11/25   |
| Scored fewer than 40 points             | Elon (35), 11/15/23  |
| Shot 60+ percent in a game              | Holy Cross (.608), 12/31/91  |
| Shot 70+ percent in a game              |  |
| Shot below 30 percent in a game         | Maine (.290), 11/11/25   |
| Shot below 25 percent in a game         | Boston College (.230), 1/5/25  |
| Shot below 30 percent in a game and won | North Carolina (.297), 1/15/23   |
| Shot 60+ percent in a half              | Georgia Tech (.630 in 1H), 2/18/24   |
| Shot 70+ percent in a half              | Maryland (.704 in 1H), 2/5/09  |
| Made 10+ three pointers                 | Green Bay (10), 11/27/25   |
| Did not make a three pointer            | Maine, 11/19/19  |
| Shot 50+ percent from distance          | LSU (.500), 11/27/24   |
| Shot 60+ percent from distance          | Duke (.643), 12/29/22  |
| Made 30+ free throws                    | Florida State (33), 1/20/13  |
| Made fewer than five free throws        | Maine (1), 11/11/25  |
| Attempted 40+ free throws               | Florida State (40), 1/20/13  |
| Attempted fewer than five free throws   | Georgia Tech (4), 2/20/24  |
| 50+ rebounds                            | LSU (52), 3/28/25  |
| 10+ blocks                              | Oklahoma (10), 12/3/25   |
| 10+ steals                              | Rhode Island (11), 11/23/25  |
| Unranked team beat ranked Wolfpack team | 68-63 vs. Rhode Island, 11/23/25   |



## 2025-26 NC STATE'S RECORD WHEN:

|   | VS. RANKED | ACC PLAY | OVERALL |  | VS. RANKED | ACC PLAY | OVERALL |
|---|------------|----------|---------|--|------------|----------|---------|
| Playing a ranked team                     | 1-3        | -        | 1-3     | Having fewer TOs than opponent           | 1-1        | 1-0      | 4-1     |
| Playing at home                           | 0-1        | -        | 3-2     | Having equal/more TOs than opponent      | 0-2        | -        | 4-3     |
| Playing on the road                       | 0-1        | 1-0      | 1-1     | Having fewer than 15 TOs                 | 1-2        | 1-0      | 6-2     |
| Playing on a neutral floor                | 1-1        | -        | 3-1     | Having 15+ TOs                           | 0-1        | -        | 1-2     |
|   |            |          |         | Forcing 15+ opponent TOs                 | -          | -        | 2-0     |
| Leading at the half                       | 0-2        | 1-0      | 5-2     | Scoring more pts. off TOs than opponent  | 0-1        | 1-0      | 4-1     |
| Trailing at the half                      | 1-1        | -        | 2-2     | Opponent scoring more pts. off TOs       | 1-2        | -        | 3-2     |
| Tied at the half                          | -          | -        | -       |  |            |          |         |
| Playing an overtime game                  | 0-1        | -        | 0-1     | Owning advantage in pts. in paint        | 0-1        | 1-0      | 6-1     |
|   |            |          |         | Opponent owns advantage in pts. in paint | 0-2        | -        | 0-3     |
| 0 players score in double figures         | -          | -        | -       | Tied in pts. in the paint                | 1-0        | -        | 1-0     |
| 1 player score in double figures          | -          | -        | -       | Winning fast break points                | 1-2        | 1-0      | 7-3     |
| 2 players score in double figures         | 0-2        | -        | 1-3     | Opponent wins fast break points          | 0-1        | -        | 0-1     |
| 3 players score in double figures         | -          | -        | 3-0     | Winning second chance points             | 0-1        | 1-0      | 5-2     |
| 4 players score in double figures         | 1-1        | -        | 1-1     | Opponent wins second chance points       | 0-2        | -        | 1-2     |
| 5 players score in double figures         | -          | 1-0      | 1-0     | Tied in second chance points             | 1-0        | -        | 1-0     |
| 6+ players score in double figures        | -          | -        | 1-0     |  |            |          |         |
| All five starters score in double figures | -          | -        | 1-0     | Wearing white uniforms                   | 1-2        | -        | 4-3     |
| Having at least one 20+ point scorer      | 1-2        | 1-0      | 3-2     | Wearing red uniforms                     | 0-1        | -        | 1-1     |
| Having at least one 30+ point scorer      | -          | -        | -       | Wearing alternate uniforms               | -          | 1-0      | 2-0     |
|   |            |          |         |  |            |          |         |
| Starters outscore opponent's starters     | 1-1        | 1-0      | 6-1     | Playing in November                      | 1-2        | -        | 5-3     |
| Bench outscores opponent's bench          | 0-2        | -        | 4-2     | Playing in December                      | 0-1        | 1-0      | 2-1     |
| Opponent's starters score equal/more      | 0-2        | -        | 1-3     | Playing in January                       | -          | -        | -       |
| Opponent's bench scores equal/more        | 1-1        | 1-0      | 3-2     | Playing in February                      | -          | -        | -       |
|   |            |          |         | Playing in March                         | -          | -        | -       |
| Shooting 50+ percent from field           | -          | -        | 1-0     | Playing in April                         | -          | -        | -       |
| Shooting between 40-50 percent            | 0-1        | 1-0      | 4-2     |  |            |          |         |
| Shooting between 30-40 percent            | 1-2        | -        | 2-2     | Playing in the morning                   | -          | -        | -       |
| Shooting below 30 percent                 | -          | -        | -       | Playing in the afternoon                 | 1-2        | 1-0      | 5-3     |
|   |            |          |         | Playing at night                         | 0-1        | -        | 2-1     |
| Opponent shoots 50+ percent from field    | -          | -        | -       |  |            |          |         |
| Opponent shoots 40-50 percent             | 0-1        | -        | 0-2     | Playing on Sunday                        | 0-2        | 1-0      | 2-3     |
| Opponent shoots 30-40 percent             | 1-1        | 1-0      | 6-1     | Playing on Monday                        | -          | -        | 1-0     |
| Opponent shoots below 30 percent          | -          | -        | 1-0     | Playing on Tuesday                       | 1-0        | -        | 1-0     |
|   |            |          |         | Playing on Wednesday                     | 0-1        | -        | 1-1     |
| Shooting better than opponent             | 1-1        | 1-0      | 7-1     | Playing on Thursday                      | -          | -        | 1-0     |
| Shooting worse than opponent              | 0-2        | -        | 0-3     | Playing on Friday                        | -          | -        | 1-0     |
| Shooting same as opponent                 | -          | -        | -       | Playing on Saturday                      | -          | -        | -       |
|   |            |          |         |  |            |          |         |
| Making 5+ 3-pointers                      | 1-2        | 1-0      | 6-3     | Game is decided by 1-5 points            | 1-2        | -        | 1-3     |
| Making fewer than 5 3-pointers            | 0-1        | -        | 1-1     | Game is decided by 6-9 points            | -          | -        | 1-0     |
| Opponent makes 5+ 3-pointers              | 1-2        | 1-0      | 6-3     | Game is decided by 10-14 points          | 0-1        | -        | 2-1     |
| Opponent makes fewer than 5 3-pointers    | 0-1        | -        | 0-1     | Game is decided by 15-20 points          | -          | -        | 1-0     |
|   |            |          |         | Game is decided by 20-29 points          | -          | 1-0      | 1-0     |
| Making more FTs than opponent             | 1-3        | -        | 4-3     | Game is decided by 30+ points            | -          | -        | 1-0     |
| Making equal/fewer FTs than opponent      | -          | 1-0      | 3-1     |  |            |          |         |
| Shooting 70+ percent from FT line         | 1-1        | 1-0      | 4-1     | Scoring fewer than 50 points             | -          | -        | -       |
| Shooting 80+ percent from FT line         | -          | -        | 0-1     | Scoring 50-59 points                     | 0-1        | -        | 0-1     |
| Shooting 90+ percent from FT line         | -          | -        | -       | Scoring 60-69 points                     | 0-1        | -        | 2-2     |
| Shooting below 70 percent from FT line    | 0-2        | -        | 3-2     | Scoring 70-79 points                     | -          | -        | 2-0     |
|   |            |          |         | Scoring 80-89 points                     | 1-0        | 1-0      | 2-0     |
| Outrebounding opponent                    | 0-2        | 1-0      | 6-3     | Scoring 90-99 points                     | 0-1        | -        | 0-1     |
| Opponent outrebounds NC State             | 0-1        | -        | 0-1     | Scoring 100+ points                      | -          | -        | 1-0     |
| Teams are tied in rebounds                | 1-0        | -        | 1-0     |  |            |          |         |
|   |            |          |         | Giving up fewer than 50 points           | -          | -        | 1-0     |
| Having 10+ steals                         | -          | -        | 2-0     | Giving up 50-59 points                   | -          | -        | 3-0     |
| Having more steals than opponent          | 1-1        | -        | 2-1     | Giving up 60-69 points                   | 0-2        | 1-0      | 2-3     |
| Opponent has more steals                  | 0-2        | 1-0      | 2-3     | Giving up 70-79 points                   | 1-0        | -        | 1-0     |
| Teams are tied in steals                  | -          | -        | 1-0     | Giving up 80-89 points                   | -          | -        | -       |
|   |            |          |         | Giving up 90-99 points                   | -          | -        | -       |
| Assisting on at least half of made FGs    | 1-0        | -        | 5-0     | Giving up 100+ points                    | 0-1        | -        | 0-1     |
| Assisting on less than half of made FGs   | 0-3        | 1-0      | 2-4     |  |            |          |         |

**BY STARTING LINEUP**

Brooks/Jones/Samuels/Pierre/Trygger  
 Brooks/Jones/Quigley/Cox/Trygger  
 Brooks/Jones/Samuels/Cox/Pierre  
 Brooks/Jones/Quigley/Pierre/Trygger

**RECORD**

4-3  
 2-0  
 1-0  
 0-1

GAME BREAKDOWNS

STAT LEADERS

| OPPONENT (DATE)           | RESULT         | POINTS              | REBOUNDS           | ASSISTS            | BLOCKS              | STEALS                    | MINUTES             |
|---------------------------|----------------|---------------------|--------------------|--------------------|---------------------|---------------------------|---------------------|
| vs. #8/9 Tennessee (11/4) | W, 80-77       | Khamil Pierre (21)  | Khamil Pierre (14) | Brooks/Jones (5)   | Tilda Trygger (2)   | Khamil Pierre (3)         | Zoe Brooks (39)     |
| vs. #18/16 USC (11/9)     | L, 69-68       | Zoe Brooks (24)     | Khamil Pierre (18) | Zoe Brooks (6)     | Qadence Samuels (1) | Brooks/Lunan/Pierre (1)   | Zoe Brooks (39)     |
| Maine (11/11)             | W, 66-47       | Khamil Pierre (18)  | Khamil Pierre (10) | Zamareya Jones (5) | Tilda Trygger (3)   | Zoe Brooks (2)            | Zamareya Jones (31) |
| #17/12 TCU (11/16)        | L, 69-59       | Tilda Trygger (15)  | Zoe Brooks (10)    | Zoe Brooks (6)     | Tilda Trygger (2)   | KyShe Lunan (4)           | Zoe Brooks (36)     |
| Coastal Carolina          | W, 71-58       | Brooks/Jones (13)   | Khamil Pierre (10) | Brooks/Jones (8)   | Lorena Awou (2)     | Zamareya Jones (4)        | Zoe Brooks (37)     |
| Rhode Island (11/23)      | L, 68-63       | Zamareya Jones (17) | Pierre/Trygger (8) | Brooks/Pierre (4)  | Pierre/Trygger (1)  | Khamil Pierre (2)         | Brooks/Trygger (36) |
| vs. Green Bay (11/27)     | W, 79-67       | Zoe Brooks (21)     | Khamil Pierre (21) | Zoe Brooks (7)     | Khamil Pierre (3)   | Zoe Brooks (2)            | Zoe Brooks (36)     |
| vs. Southern Miss (11/28) | W, 110-56      | Khamil Pierre (18)  | Khamil Pierre (16) | Zamareya Jones (8) | Maddie Cox (2)      | Zoe Brooks (4)            | Zamareya Jones (28) |
| at #9/8 Oklahoma (12/3)   | L (OT), 103-98 | Zamareya Jones (26) | Khamil Pierre (20) | Zamareya Jones (3) | Tilda Trygger (2)   | Jones/Samuels/Trygger (2) | Zamareya Jones (41) |
| Seton Hall (12/7)         | W, 61-53       | Zamareya Jones (12) | Maddie Cox (12)    | Brooks/Jones (5)   | Maddie Cox (2)      | Zamareya Jones (2)        | Zoe Brooks (35)     |
| at Miami (12/14)          | W, 87-61       | Khamil Pierre (21)  | Khamil Pierre (13) | Zamareya Jones (4) | Tilda Trygger (2)   | Khamil Pierre (2)         | Khamil Pierre (32)  |

STARTERS

| DATE  | OPPONENT           | RESULT         | 1 (PTS)         | 2 (PTS)             | 3 (PTS)              | 4 (PTS)            | 5 (PTS)            |
|-------|--------------------|----------------|-----------------|---------------------|----------------------|--------------------|--------------------|
| 11/4  | vs. #8/9 Tennessee | W, 80-77       | Zoe Brooks (13) | Zamareya Jones (18) | Qadence Samuels (4)  | Khamil Pierre (21) | Tilda Trygger (19) |
| 11/9  | vs. #18/16 USC     | L 69-68        | Zoe Brooks (24) | Zamareya Jones (8)  | Qadence Samuels (9)  | Khamil Pierre (10) | Tilda Trygger (8)  |
| 11/11 | Maine              | W, 66-47       | Zoe Brooks (14) | Zamareya Jones (10) | Qadence Samuels (0)  | Khamil Pierre (18) | Tilda Trygger (6)  |
| 11/16 | #17/12 TCU         | L, 69-59       | Zoe Brooks (6)  | Zamareya Jones (0)  | Qadence Samuels (7)  | Khamil Pierre (8)  | Tilda Trygger (15) |
| 11/19 | Coastal Carolina   | W, 71-58       | Zoe Brooks (13) | Zamareya Jones (13) | Qadence Samuels (8)  | Maddie Cox (11)    | Khamil Pierre (9)  |
| 11/23 | Rhode Island       | L, 68-63       | Zoe Brooks (8)  | Zamareya Jones (17) | Devyn Quigley (0)    | Khamil Pierre (14) | Tilda Trygger (8)  |
| 11/27 | vs. Green Bay      | W, 79-67       | Zoe Brooks (21) | Zamareya Jones (17) | Qadence Samuels (7)  | Khamil Pierre (12) | Tilda Trygger (9)  |
| 11/28 | vs. Southern Miss  | W, 110-56      | Zoe Brooks (14) | Zamareya Jones (14) | Qadence Samuels (11) | Khamil Pierre (18) | Tilda Trygger (16) |
| 12/3  | at #9/9 Oklahoma   | L (OT), 103-98 | Zoe Brooks (25) | Zamareya Jones (26) | Qadence Samuels (0)  | Khamil Pierre (19) | Tilda Trygger (18) |
| 12/7  | Seton Hall         | W, 61-53       | Zoe Brooks (7)  | Zamareya Jones (12) | Devyn Quigley (5)    | Maddie Cox (7)     | Tilda Trygger (9)  |
| 12/14 | at Miami           | W, 87-61       | Zoe Brooks (11) | Zamareya Jones (16) | Devyn Quigley (10)   | Khamil Pierre (21) | Tilda Trygger (9)  |

## POINTS-REBOUNDS-ASSISTS

|                           | #0<br>QUIGLEY | #1<br>AWOU | #2<br>SAMUELS | #3<br>JONES | #7<br>LUNAN | #10<br>JERNIGAN | #11<br>COX | #12<br>PIERRE | #18<br>TRYGGER | #35<br>BROOKS | #42<br>COLLIER |
|---------------------------|---------------|------------|---------------|-------------|-------------|-----------------|------------|---------------|----------------|---------------|----------------|
| vs. #8/9 Tennessee (11/4) | 0-1-1         | DNP        | 4-3-2         | 18-3-5      | 5-1-1       | 0-0-0           | 0-1-0      | 21-14-0       | 19-8-2         | 13-11-5       | DNP            |
| vs. #18/16 USC (11/9)     | 9-4-2         | DNP        | 9-3-0         | 8-1-0       | 0-1-0       | DNP             | 0-0-0      | 10-18-2       | 8-11-1         | 24-11-6       | DNP            |
| Maine (11/11)             | 4-5-0         | 4-2-0      | 0-3-2         | 10-7-5      | 0-5-3       | 2-2-0           | 4-3-2      | 18-10-0       | 6-6-1          | 14-9-1        | 4-1-0          |
| #17/12 TCU (11/16)        | 4-4-1         | 2-3-0      | 7-5-0         | 0-1-0       | 10-0-1      | DNP             | 5-2-0      | 8-5-2         | 15-6-1         | 6-10-6        | 2-0-0          |
| Coastal Carolina (11/19)  | 3-4-0         | 4-5-0      | 8-7-0         | 13-6-8      | 6-1-0       | 0-0-1           | 11-3-1     | 9-10-2        | DNP            | 13-6-8        | 4-2-0          |
| Rhode Island (11/23)      | 0-0-0         | DNP        | 5-4-0         | 17-2-1      | 8-4-1       | DNP             | 3-3-0      | 14-8-4        | 8-8-1          | 8-2-4         | DNP            |
| vs. Green Bay (11/27)     | 8-3-1         | DNP        | 7-3-0         | 17-3-2      | 1-0-1       | DNP             | 2-2-1      | 12-21-0       | 9-8-1          | 21-3-7        | 2-3-0          |
| vs. Southern Miss (11/28) | 0-1-2         | DNP        | 11-5-1        | 14-4-8      | 11-0-3      | 10-2-0          | 9-4-2      | 18-16-4       | 16-9-0         | 14-3-5        | 7-2-0          |
| at #9/9 Oklahoma (12/3)   | 5-1-0         | DNP        | 0-3-1         | 26-8-3      | 3-0-0       | DNP             | 2-2-0      | 19-20-2       | 18-12-1        | 25-2-2        | DNP            |
| Seton Hall (12/7)         | 5-2-0         | DNP        | 5-4-1         | 12-7-5      | 5-2-0       | DNP             | 7-12-0     | 11-8-0        | 9-7-1          | 7-6-5         | 0-1-0          |
| at Miami (12/14)          | 10-4-2        | DNP        | 5-4-2         | 16-2-4      | 11-4-1      | 0-1-0           | 2-3-0      | 21-13-0       | 9-4-2          | 11-7-3        | 2-3-0          |

| POINTS LEADER* | Season | NCSU Career |
|----------------|--------|-------------|
| Zamareya Jones | 4      | 7           |
| Khamil Pierre  | 4      | 4           |
| Zoe Brooks     | 3      | 14          |
| Tilda Trygger  | 1      | 1           |

| REBOUNDS LEADER* | Season | NCSU Career |
|------------------|--------|-------------|
| Khamil Pierre    | 9      | 9           |
| Tilda Trygger    | 1      | 9           |
| Zoe Brooks       | 1      | 7           |
| Maddie Cox       | 1      | 3           |
| Mallory Collier  | -      | 2           |
| Lorena Awou      | -      | 1           |

| ASSISTS LEADER* | Season | NCSU Career |
|-----------------|--------|-------------|
| Zoe Brooks      | 7      | 37          |
| Zamareya Jones  | 7      | 12          |
| Khamil Pierre   | 1      | 1           |

| STEALS LEADER*  | Season | NCSU Career |
|-----------------|--------|-------------|
| Zoe Brooks      | 4      | 29          |
| Khamil Pierre   | 4      | 4           |
| Zamareya Jones  | 3      | 6           |
| Ky'She Lunan    | 2      | 2           |
| Tilda Trygger   | 1      | 3           |
| Zamareya Jones  | 1      | 2           |
| Qadence Samuels | 1      | 1           |
| Lorena Awou     | -      | 4           |
| Maddie Cox      | -      | 2           |

| BLOCKS LEADER*  | Season | NCSU Career |
|-----------------|--------|-------------|
| Tilda Trygger   | 6      | 15          |
| Maddie Cox      | 2      | 10          |
| Khamil Pierre   | 2      | 2           |
| Lorena Awou     | 1      | 4           |
| Qadence Samuels | 1      | 1           |
| Zoe Brooks      | -      | 14          |
| Zamareya Jones  | -      | 5           |
| Mallory Collier | -      | 2           |

| 10+ POINT GAMES   | Season | Career |
|-------------------|--------|--------|
| Zamareya Jones    | 9      | 19     |
| Khamil Pierre     | 9      | 9      |
| Zoe Brooks        | 8      | 54     |
| Tilda Trygger     | 4      | 12     |
| Ky'She Lunan      | 3      | 3      |
| Devyn Quigley     | 1      | 3      |
| Maddie Cox        | 1      | 1      |
| Adelaide Jernigan | 1      | 1      |
| Qadence Samuels   | 1      | 1      |
| Lorena Awou       | -      | 2      |
| Mallory Collier   | -      | 1      |

| 20+ POINT GAMES | Season | Career |
|-----------------|--------|--------|
| Zoe Brooks      | 3      | 7      |
| Khamil Pierre   | 3      | 3      |
| Devyn Quigley   | -      | 1      |

| 30+ POINT GAMES | Season | Career |
|-----------------|--------|--------|
| Zoe Brooks      | -      | 1      |

| 10+ REBOUND GAMES | Season | Career |
|-------------------|--------|--------|
| Khamil Pierre     | 8      | 8      |
| Zoe Brooks        | 3      | 6      |
| Tilda Trygger     | 2      | 6      |
| Maddie Cox        | 1      | 1      |

| 20+ REBOUND GAMES | Season | Career |
|-------------------|--------|--------|
| Khamil Pierre     | 2      | 2      |

| 10+ ASSIST GAMES | Season | Career |
|------------------|--------|--------|
| Zoe Brooks       | -      | 2      |

| DOUBLE-DOUBLES | Season | Career |
|----------------|--------|--------|
| Khamil Pierre  | 7      | 7      |
| Zoe Brooks     | 2      | 6      |
| Tilda Trygger  | 1      | 4      |

| FREE THROWS IN FINAL 5 MIN/OT (NC STATE) |       |       |
|--|-------|-------|
| Tilda Trygger                            | 8-10  | .800  |
| Zoe Brooks                               | 59-80 | .740  |
| Zamareya Jones                           | 16-24 | .667  |
| Devyn Quigley                            | 4-4   | 1.000 |
| Qadence Samuels                          | 2-2   | 1.000 |
| Ky'She Lunan                             | 4-6   | .667  |
| Maddie Cox                               | 5-8   | .625  |
| Mallory Collier                          | 5-9   | .556  |
| Khamil Pierre                            | 2-4   | .500  |
| Lorena Awou                              | 1-7   | .143  |

\*includes ties



| GAME-BY-GAME     |         |                |       |      |       |      |       |      |          |    |    |    |     |     |         |
|------------------|---------|----------------|-------|------|-------|------|-------|------|----------|----|----|----|-----|-----|---------|
| GAME             | DATE    | RESULT         | FG-A  | PCT. | 3FG-A | PCT. | FT-A  | PCT. | OR-DR-TR | PF | A  | TO | STL | BLK | HT PTS. |
| 8/9 Tennessee    | Nov. 4  | W, 80-77       | 30-77 | .390 | 9-33  | .273 | 8-14  | .571 | 16-32-48 | 23 | 14 | 11 | 6   | 4   | 44      |
| 9/8 NC State     |         |                | 30-76 | .395 | 5-17  | .294 | 15-21 | .714 | 15-33-48 | 10 | 16 | 10 | 7   | 5   | 40      |
| 18/16 USC        | Nov. 9  | L, 69-68       | 28-76 | .368 | 7-26  | .269 | 6-10  | .600 | 12-28-40 | 17 | 11 | 7  | 11  | 6   | 33      |
| 9/8 NC State     |         |                | 28-71 | .394 | 5-19  | .263 | 7-11  | .636 | 17-37-54 | 13 | 11 | 18 | 3   | 1   | 34      |
| Maine            | Nov. 11 | W, 66-47       | 20-69 | .290 | 6-32  | .188 | 1-3   | .333 | 9-27-36  | 12 | 9  | 8  | 5   | 1   | 14      |
| 10/9 NC State    |         |                | 27-67 | .403 | 3-20  | .150 | 9-11  | .818 | 13-41-54 | 10 | 14 | 9  | 5   | 6   | 28      |
| 17/12 TCU        | Nov. 16 | L, 69-59       | 26-61 | .426 | 7-21  | .333 | 10-12 | .833 | 12-33-45 | 13 | 11 | 13 | 6   | 5   | 36      |
| 10/9 NC State    |         |                | 23-69 | .333 | 6-19  | .316 | 7-13  | .538 | 16-25-41 | 11 | 11 | 9  | 7   | 4   | 31      |
| Coastal Carolina | Nov. 19 | W, 71-58       | 23-67 | .343 | 6-29  | .207 | 6-7   | .857 | 12-25-37 | 14 | 10 | 21 | 5   | 1   | 13      |
| 16/16 NC State   |         |                | 28-62 | .452 | 9-29  | .310 | 6-12  | .500 | 12-33-45 | 16 | 20 | 21 | 10  | 6   | 34      |
| Rhode Island     | Nov. 23 | L, 68-63       | 27-55 | .491 | 5-14  | .357 | 9-12  | .750 | 5-20-25  | 10 | 6  | 12 | 11  | 2   | 33      |
| 16/16 NC State   |         |                | 25-58 | .431 | 7-19  | .368 | 6-7   | .857 | 12-23-35 | 15 | 11 | 16 | 5   | 2   | 30      |
| Green Bay        | Nov. 27 | W, 79-67       | 25-63 | .397 | 10-27 | .370 | 7-12  | .583 | 7-23-30  | 14 | 17 | 8  | 7   | 2   | 31      |
| 25/24 NC State   |         |                | 32-67 | .478 | 7-18  | .389 | 8-15  | .500 | 16-33-49 | 18 | 13 | 13 | 3   | 5   | 36      |
| Southern Miss    | Nov. 28 | W, 110-56      | 23-73 | .315 | 7-28  | .250 | 3-4   | .750 | 9-25-34  | 17 | 6  | 16 | 3   | 3   | 24      |
| 25/24 NC State   |         |                | 43-77 | .558 | 9-19  | .474 | 15-20 | .750 | 13-39-52 | 11 | 25 | 7  | 13  | 2   | 58      |
| 9/9 Oklahoma     | Dec. 3  | L (OT), 103-98 | 41-86 | .477 | 4-22  | .182 | 17-27 | .630 | 14-34-48 | 17 | 14 | 9  | 9   | 10  | 38      |
| RV/25 NC State   |         |                | 38-91 | .418 | 3-25  | .120 | 19-26 | .731 | 21-36-57 | 23 | 9  | 13 | 7   | 3   | 45      |
| Seton Hall       | Dec. 7  | W, 61-53       | 21-65 | .323 | 5-25  | .200 | 6-9   | .667 | 10-28-38 | 17 | 8  | 11 | 8   | 1   | 33      |
| RV/25 NC State   |         |                | 23-64 | .359 | 6-25  | .240 | 9-13  | .692 | 15-36-51 | 14 | 12 | 14 | 4   | 2   | 28      |
| Miami            | Dec. 14 | W, 87-61       | 23-63 | .365 | 6-25  | .240 | 9-13  | .692 | 7-24-31  | 12 | 11 | 12 | 6   | 4   | 20      |
| RV/RV NC State   |         |                | 35-74 | .473 | 8-18  | .444 | 9-12  | .750 | 16-33-49 | 13 | 14 | 10 | 4   | 4   | 48      |

## SPECIALTY SCORING STATS

| Opponent (Date)           | W/L            | PTS OFF TOs |        | PTS IN PAINT |        | 2ND CHANCE PTS |        | FAST BREAK PTS |        | BENCH PTS |        |
|---------------------------|----------------|-------------|--------|--------------|--------|----------------|--------|----------------|--------|-----------|--------|
|                           |                | ST-Opp      | Margin | ST-Opp       | Margin | ST-Opp         | Margin | ST-Opp         | Margin | ST-Opp    | Margin |
| vs. 8/9 Tennessee (11/4)  | W, 80-77       | 9-16        | -7     | 38-38        | 0      | 17-17          | 0      | 12-6           | +6     | 5-19      | -14    |
| vs. 18/16 USC (11/9)      | L, 69-68       | 8-15        | -7     | 38-36        | +2     | 8-15           | -7     | 19-11          | +8     | 9-25      | -16    |
| Maine (11/11)             | W, 66-47       | 9-6         | -3     | 42-22        | +20    | 11-5           | +6     | 12-4           | +8     | 18-7      | +11    |
| 17/12 TCU (11/16)         | L, 69-59       | 13-11       | +2     | 26-34        | -8     | 14-12          | +2     | 13-6           | +7     | 23-2      | +21    |
| Coastal Carolina (11/19)  | W, 71-58       | 28-19       | +9     | 30-26        | +4     | 6-8            | -2     | 21-7           | +14    | 17-8      | +9     |
| Rhode Island (11/23)      | L, 68-63       | 11-11       | -      | 30-36        | -6     | 10-8           | +2     | 10-6           | +4     | 16-16     | -      |
| vs. Green Bay (11/27)     | W, 79-67       | 13-12       | +1     | 40-26        | +14    | 17-9           | +8     | 6-0            | +6     | 13-18     | -5     |
| vs. Southern Miss (11/28) | W, 110-56      | 22-0        | +22    | 58-22        | +36    | 13-2           | +11    | 27-7           | +20    | 37-22     | +15    |
| at 9/9 Oklahoma (12/3)    | L (OT), 103-98 | 48-56       | -8     | 48-56        | -8     | 16-18          | -2     | 4-11           | -7     | 10-8      | +2     |
| Seton Hall (12/7)         | W, 61-53       | 5-10        | -5     | 34-22        | +12    | 13-2           | +11    | 12-4           | +8     | 21-10     | +11    |
| at Miami (12/14)          | W, 87-61       | 16-7        | +9     | 38-28        | +10    | 13-7           | +6     | 10-6           | +4     | 20-25     | -5     |

## QUARTERS &amp; HALVES

|                     | 1Q     | 2Q     | 3Q     | 4Q     |
|---------------------|--------|--------|--------|--------|
| NC STATE PTS (avg.) | 19.9   | 17.5   | 21.3   | 17.0   |
| OPP PTS (avg.)      | 15.0   | 14.0   | 18.4   | 17.5   |
| MARGIN (avg.)       | +4.9   | +3.5   | +2.9   | -0.5   |
| FG-A                | 88-224 | 76-177 | 95-192 | 71-163 |
| FG%                 | .393   | .429   | .495   | .436   |
| OPP FG-A            | 67-202 | 61-179 | 79-177 | 71-163 |
| OPP FG%             | .337   | .341   | .446   | .436   |
| 3FG-A               | 21-69  | 14-52  | 14-44  | 19-55  |
| 3FG%                | .304   | .269   | .318   | .345   |
| OPP 3FG-A           | 22-85  | 19-69  | 14-57  | 16-71  |
| OPP 3FG%            | .259   | .275   | .246   | .225   |
| FTA                 | 22-33  | 29-42  | 33-44  | 25-36  |
| FT%                 | .667   | .690   | .750   | .694   |
| OPP FTA             | 9-15   | 13-22  | 30-43  | 24-34  |
| OPP FT%             | .600   | .591   | .700   | .706   |
| REB (avg.)          | 14.1   | 12.3   | 11.7   | 11.3   |
| REB MARGIN (avg.)   | +2.7   | +4.0   | +2.6   | +2.2   |
| AST (avg.)          | 4.3    | 2.8    | 4.4    | 3.5    |
| TO (avg.)           | 2.5    | 4.1    | 2.5    | 3.5    |
| STL (avg.)          | 1.5    | 1.5    | 1.9    | 1.1    |
| BLK (avg.)          | 0.9    | 0.8    | 0.7    | 1.2    |

## MOST 1H POINTS

ST 58  
Opp 44

## LARGEST HT DEFICIT

ST -5  
Opp -34

## FEWEST 1H POINTS

ST 28  
Opp 13

## LARGEST HT DEFICIT OVERCOME

ST -5  
Opp -7

## LARGEST HT LEAD

ST +34  
Opp +5

## MOST 2H POINTS

ST 52  
Opp 51

## LARGEST HT LEAD BLOWN

ST +7  
Opp +5

## FEWEST 2H POINTS

ST 28  
Opp 20

## LEAD/DEFICIT BREAKDOWNS

| Opponent (Date)           | W/L            | 1Q SCORE |        | HT SCORE |        | 3Q SCORE |        | 4Q SCORE |        | OT SCORE(S) |        | LARGEST LEAD   | LARGEST DEFICIT | TIMES TIED | LEAD CHANGES | TIME LED |
|---------------------------|----------------|----------|--------|----------|--------|----------|--------|----------|--------|-------------|--------|----------------|-----------------|------------|--------------|----------|
|                           |                | ST-Opp   | Margin | ST-Opp   | Margin | ST-Opp   | Margin | ST-Opp   | Margin | ST-Opp      | Margin |                |                 |            |              |          |
| 8/9 Tennessee (11/4)      | W, 80-77       | 25-24    | +1     | 40-44    | -4     | 63-62    | +1     | 80-77    | +3     | -           | -      | 8 (3rd, 5:06)  | 10 (2nd, 3:33)  | 2          | 11           | 21:40    |
| 18/16 USC (11/9)          | L, 69-68       | 20-18    | +2     | 34-33    | +1     | 58-50    | +8     | 69-68    | -1     | -           | -      | 11 (4th, 9:48) | 4 (2nd, 6:18)   | 8          | 13           | 25:15    |
| Maine (11/11)             | W, 66-47       | 9-5      | +4     | 28-14    | +14    | 49-27    | +22    | 66-47    | +19    | -           | -      | 24 (4th, 8:12) | 0               | 0          | 0            | 39:05    |
| 17/12 TCU (11/16)         | L, 69-59       | 13-15    | -2     | 31-36    | -5     | 40-56    | -16    | 59-69    | -10    | -           | -      | 5 (2nd, 3:26)  | 16 (3rd, 0:01)  | 4          | 3            | 31:41    |
| Coastal Carolina (11/19)  | W, 71-58       | 18-7     | +11    | 34-13    | +21    | 53-39    | +14    | 71-58    | +13    | -           | -      | 23 (2nd, 0:47) | 3 (1st, 7:38)   | 1          | 2            | 36:55    |
| Rhode Island (11/23)      | L, 68-63       | 18-20    | -2     | 30-33    | -3     | 51-51    | 0      | 68-63    | -5     | -           | -      | 5 (1st, 8:57)  | 6 (1st, 2:03)   | 10         | 11           | 11:05    |
| vs. Green Bay (11/27)     | W, 79-67       | 22-14    | +8     | 36-31    | +5     | 56-52    | +4     | 79-67    | +12    | -           | -      | 13 (4th, 1:50) | 3 (3rd, 6:01)   | 6          | 10           | 33:40    |
| vs. Southern Miss (11/28) | W, 110-56      | 30-9     | +21    | 58-24    | +34    | 87-35    | +52    | 110-56   | +54    | -           | -      | 60 (4th, 5:46) | 0               | 0          | 0            | 39:01    |
| at 9/9 Oklahoma (12/3)    | L (OT), 103-98 | 23-21    | -2     | 45-38    | +7     | 70-65    | +5     | 89-89    | -      | 9-14        | -5     | 10 (3rd, 8:01) | 7 (2nd, 7:16)   | 11         | 4            | 27:00    |
| Seton Hall (12/7)         | W, 61-53       | 14-17    | -3     | 28-33    | -5     | 50-45    | +5     | 61-53    | +8     | -           | -      | 8 (4th, 0:45)  | 9 (2nd, 3:04)   | 4          | 3            | 12:52    |
| at Miami (12/14)          | W, 87-61       | 29-13    | +16    | 48-20    | +28    | 69-39    | +30    | 87-61    | +26    | -           | -      | 37 (4th, 4:32) | 2 (1st, 9:41)   | 1          | 1            | 38:40    |

## SINGLE-GAME HIGHS & LOWS

**TEAM HIGHS**

|                        |              |                                       |
|------------------------|--------------|---------------------------------------|
| POINTS                 | 110          | vs. Southern Miss (11/28/25)          |
| FG MADE                | 43           | vs. Southern Miss (11/28/25)          |
| FG ATTEMPTS            | 91           | at No. 9/9 Oklahoma (12/3/25)         |
| FG%                    | .558 (43-77) | vs. Southern Miss (11/28/25)          |
| 3FG MADE               | 9 (2x)       | Last: vs. Southern Miss (11/28/25)    |
| 3FG ATTEMPTS           | 29           | vs. Coastal Carolina (11/19/25)       |
| 3FG%                   | .474 (9-19)  | vs. Southern Miss (11/28/25)          |
| FREE THROWS MADE       | 19           | at No. 9/9 Oklahoma (12/3/25)         |
| FREE THROW ATTEMPTS    | 26           | at No. 9/9 Oklahoma (12/3/25)         |
| FREE THROW % (10 att.) | .818 (9-11)  | vs. Maine (11/11/25)                  |
| REBOUNDS               | 57           | at No. 9/9 Oklahoma (12/3/25)         |
| OFFENSIVE REBOUNDS     | 21           | at No. 9/9 Oklahoma (12/3/25)         |
| ASSISTS                | 25           | vs. Southern Miss (11/28/25)          |
| STEALS                 | 13           | vs. Southern Miss (11/28/25)          |
| BLOCKED SHOTS          | 6 (2x)       | Last: vs. Coastal Carolina (11/19/25) |
| TURNOVERS              | 21           | vs. Coastal Carolina (11/19/25)       |
| FOULS                  | 23           | at No. 9/9 Oklahoma (12/3/25)         |

**OPPONENTS**

|              |                                  |
|--------------|----------------------------------|
| 103          | No. 9/9 Oklahoma (12/3/25)       |
| 41           | No. 9/9 Oklahoma (12/3/25)       |
| 96           | No. 9/9 Oklahoma (12/3/25)       |
| .491 (27-55) | Rhode Island (11/23/25)          |
| 10           | Green Bay (11/27/25)             |
| 33           | No. 8/9 Tennessee (11/4/25)      |
| .370 (10-27) | Green Bay (11/27/25)             |
| 17           | No. 9/9 Oklahoma (12/3/25)       |
| 21           | No. 9/9 Oklahoma (12/3/25)       |
| .833 (10-12) | No. 17/12 TCU (11/16/25)         |
| 48 (2x)      | Last: No. 9/9 Oklahoma (12/3/25) |
| 16           | No. 8/9 Tennessee (11/4/25)      |
| 17           | Green Bay (11/27/25)             |
| 11 (2x)      | Last: Rhode Island (11/21/25)    |
| 10           | No. 9/9 Oklahoma (12/3/25)       |
| 21           | Coastal Carolina (11/19/25)      |
| 23           | vs. No. 8/9 Tennessee (11/4/25)  |

**TEAM LOWS**

|                        |                  |                                     |
|------------------------|------------------|-------------------------------------|
| POINTS                 | 59               | vs. No. 17/12 TCU (11/16/25)        |
| FG MADE                | 23               | vs. Seton Hall (12/7/25)            |
| FG ATTEMPTS            | 58               | vs. Rhode Island (11/23/25)         |
| FG%                    | .333 (23-69)     | vs. No. 17/12 TCU (11/16/25)        |
| 3FG MADE               | 3 (2x)           | Last: at No. 9/9 Oklahoma (12/3/25) |
| 3FG ATTEMPTS           | 17               | vs. No. 8/9 Tennessee (11/4/25)     |
| 3FG%                   | .120 (3-25)      | at No. 9/9 Oklahoma (12/3/25)       |
| FREE THROWS MADE       | 6 (2x)           | Last: vs. Rhode Island (11/23/25)   |
| FREE THROW ATTEMPTS    | 11               | vs. Maine (11/11/25)                |
| FREE THROW % (10 att.) | .500 (8-16) (2x) | Last: vs. Green Bay (11/27/25)      |
| REBOUNDS               | 35               | vs. Rhode Island (11/23/25)         |
| OFFENSIVE REBOUNDS     | 12 (2x)          | Last: vs. Rhode Island (11/23/25)   |
| ASSISTS                | 11 (3x)          | Last: vs. Rhode Island (11/23/25)   |
| STEALS                 | 3 (2x)           | Last: vs. Green Bay (11/27/25)      |
| BLOCKED SHOTS          | 1                | vs. No. 18/16 USC (11/9/25)         |
| TURNOVERS              | 7                | vs. Southern Miss (11/28/25)        |
| FOULS                  | 11 (2x)          | Last: vs. Southern Miss (11/28/25)  |

**OPPONENTS**

|              |                                |
|--------------|--------------------------------|
| 47           | Maine (11/11/25)               |
| 21           | Seton Hall (12/7/25)           |
| 61           | No. 17/12 TCU (11/16/25)       |
| .290 (20-69) | Maine (11/11/25)               |
| 4            | No. 9/9 Oklahoma (12/3/25)     |
| 14           | Rhode Island (11/23/25)        |
| .182 (4-22)  | No. 9/9 Oklahoma (12/3/25)     |
| 1            | Maine (11/11/25)               |
| 3            | Maine (11/11/25)               |
| .571 (8-14)  | No. 8/9 Tennessee (11/4/25)    |
| 25           | Rhode Island (11/23/25)        |
| 5            | Rhode Island (11/23/25)        |
| 6 (2x)       | Last: Southern Miss (11/28/25) |
| 3            | Southern Miss (11/28/25)       |
| 1 (3x)       | Last: Seton Hall (12/7/25)     |
| 7            | No. 18/16 USC (11/9/25)        |
| 10           | Rhode Island (11/23/25)        |

**INDIVIDUAL HIGHS**

|                     |            |  |
|---------------------|------------|--|
| POINTS              | 26         | Zamareya Jones at No. 9/9 Oklahoma (12/3/25)                     |
| FG MADE             | 10 (2x)    | Last: Zoe Brooks at No. 9/9 Oklahoma (12/3/25)                   |
| FG ATTEMPTS         | 24         | Zamareya Jones at No. 9/9 Oklahoma (12/3/25)                     |
| FG% (min. 5 made)   | .714 (5-7) | Tilda Trygger vs. Southern Miss (11/28/25)                       |
| 3FG MADE            | 3 (5x)     | Last: Zamareya Jones at Miami (12/14/25)                         |
| 3FG ATTEMPTS        | 9          | Zamareya Jones at No. 9/9 Oklahoma (12/3/25)                     |
| FREE THROWS MADE    | 6 (2x)     | Last: Zamareya Jones/Tilda Trygger at No. 9/9 Oklahoma (12/3/25) |
| FREE THROW ATTEMPTS | 9          | Tilda Trygger vs. Southern Miss (11/28/25)                       |
| REBOUNDS            | 21         | Khamil Pierre vs. Green Bay (11/27/25)                           |
| OFFENSIVE REBOUNDS  | 10         | Khamil Pierre vs. No. 18/16 USC (11/9/25)                        |
| ASSISTS             | 8 (3x)     | Last: Zamareya Jones vs. Southern Miss (11/28/25)                |
| STEALS              | 4 (3x)     | Last: Zoe Brooks vs. Southern Miss (11/28/25)                    |
| BLOCKED SHOTS       | 3 (2x)     | Last: Khamil Pierre vs. Green Bay (11/27/25)                     |
| TURNOVERS           | 6          | Zoe Brooks vs. No. 18/16 USC (11/9/25)                           |

**OPPONENTS**

|            |   |
|------------|---|
| 33         | Aaliyah Chavez, No. 9/9 Oklahoma (12/3/25)        |
| 13         | Aaliyah Chavez, No. 9/9 Oklahoma (12/3/25)        |
| 26         | Aaliyah Chavez, No. 9/9 Oklahoma (12/3/25)        |
| .625 (5-8) | Donovyn Hunter, No. 17/12 TCU (11/16/25)          |
| 5 (2x)     | Last: Gracie Grzesk, Green Bay (11/27/25)         |
| 11 (3x)    | Last: Aaliyah Chavez, No. 9/9 Oklahoma (12/3/25)  |
| 6 (2x)     | Last: Sahara Williams, No. 9/9 Oklahoma (12/3/25) |
| 10         | Sahara Williams, No. 9/9 Oklahoma (12/3/25)       |
| 14         | Olivia Miles, No. 17/12 TCU (11/16/25)            |
| 6          | Clara Silva, No. 17/12 TCU (11/16/25)             |
| 7          | Talaysia Cooper, Tennessee (11/4/25)              |
| 4 (2x)     | Last: Zya Vann, No. 9/9 Oklahoma (12/3/25)        |
| 5          | Jazzy Davidson, USC (11/9/25)                     |
| 4 (4x)     | Last: Vittoria Blasigh, Miami (12/14/25)          |



# SINGLE-GAME RECORDS

## TEAM

### MOST POINTS SCORED

|        |                     |         |
|--------|---------------------|---------|
| 1. 137 | at Western Carolina | 12/8/10 |
| 2. 131 | vs. UNCG            | 2/22/19 |
| 3. 125 | vs. Duke            | 1/19/78 |
| 4. 120 | vs. Virginia        | 1/12/91 |
| 5. 119 | vs. Wake Forest     | 1/11/79 |

### FEWEST POINTS SCORED

|       |              |          |
|-------|--------------|----------|
| 1. 38 | at Purdue    | 11/15/06 |
| 2. 39 | at Duke      | 2/11/10  |
| 3. 42 | at FIU       | 11/28/08 |
| 4. 44 | at Miami     | 12/30/15 |
| 44    | vs. Duke     | 1/29/03  |
| 44    | vs. Virginia | 1/15/94  |

### MOST POINTS ALLOWED

|        |             |         |
|--------|-------------|---------|
| 1. 123 | Virginia    | 1/21/91 |
| 2. 112 | Providence  | 12/3/89 |
| 3. 104 | Clemson     | 2/4/84  |
| 4. 103 | Oklahoma    | 12/3/25 |
| 5. 101 | Virginia    | 1/11/92 |
| 6. 100 | Wake Forest | 2/27/11 |
| 100    | Minnesota   | 1/30/91 |

### FEWEST POINTS ALLOWED

|       |                    |          |
|-------|--------------------|----------|
| 1. 21 | Methodist          | 1/25/75  |
| 2. 24 | UP-Mayaguez        | 12/21/03 |
| 3. 25 | UNC Asheville      | 11/21/98 |
| 4. 27 | Presbyterian       | 12/16/10 |
| 5. 29 | SEMO               | 11/11/11 |
| 29    | North Carolina A&T | 12/18/04 |

### LARGEST MARGIN OF VICTORY

|       |                             |          |
|-------|-----------------------------|----------|
| 1. 84 | vs. UNCG (131-47)           | 2/22/79  |
| 2. 82 | vs. Duke (125-43)           | 1/19/78  |
| 3. 77 | vs. Delaware State (116-39) | 12/21/96 |
| 77    | at Howard (125-50)          | 1/13/93  |
| 77    | vs. UNCG (111-34)           | 2/5/79   |
| 77    | at UNCG (116-39)            | 11/28/78 |

### FIELD GOALS MADE

|       |                       |          |
|-------|-----------------------|----------|
| 1. 58 | vs. UNCG              | 2/22/79  |
| 2. 56 | vs. Western Carolina  | 12/8/90  |
| 3. 55 | at Howard             | 1/31/93  |
| 4. 53 | vs. Appalachian State | 3/3/81   |
| 53    | at UNCG               | 11/28/78 |

### FIELD GOALS ATTEMPTED

|       |                         |          |
|-------|-------------------------|----------|
| 1. 96 | vs. Oral Roberts        | 12/21/91 |
| 2. 95 | vs. UNCG                | 2/22/79  |
| 3. 94 | vs. Central Connecticut | 12/28/90 |
| 94    | vs. East Carolina       | 11/30/78 |
| 5. 93 | vs. Western Carolina    | 12/8/90  |
| 93    | vs. UNCG                | 2/15/77  |

### FIELD GOAL PERCENTAGE

|         |                              |          |
|---------|------------------------------|----------|
| 1. .694 | vs. Drake (43-62)            | 11/23/90 |
| 2. .683 | vs. NC Central (41-60)       | 11/29/20 |
| 3. .679 | vs. Howard (55-81)           | 1/31/93  |
| 4. .671 | vs. Western Carolina (51-76) | 12/8/84  |
| 5. .662 | vs. Maryland (43-65)         | 1/2/96   |

### 3-POINTERS MADE

|       |                      |          |
|-------|----------------------|----------|
| 1. 16 | vs. Pitt             | 2/25/21  |
| 16    | vs. Mount St. Mary's | 12/13/14 |
| 3. 15 | vs. Michigan State   | 3/24/25  |
| 15    | at Pitt              | 12/10/21 |
| 15    | vs. Iowa State       | 11/25/05 |

### 3-POINTERS ATTEMPTED

|       |                  |          |
|-------|------------------|----------|
| 1. 36 | vs. Kansas State | 11/24/16 |
|-------|------------------|----------|

### 3-POINT PERCENTAGE

|         |                              |         |
|---------|------------------------------|---------|
| 1. .833 | vs. Western Carolina (10-12) | 12/8/90 |
|---------|------------------------------|---------|

### FREE THROWS MADE

|       |                |          |
|-------|----------------|----------|
| 1. 35 | vs. Duke       | 1/19/88  |
| 2. 34 | vs. Louisville | 1/17/16  |
| 34    | vs. High Point | 1/6/78   |
| 4. 32 | vs. Virginia   | 1/21/91  |
| 5. 31 | vs. UCLA       | 12/28/93 |
| 31    | vs. Clemson    | 3/5/83   |
| 31    | vs. Texas      | 1/10/81  |

### FREE THROWS ATTEMPTED

|       |                |         |
|-------|----------------|---------|
| 1. 48 | vs. Duke       | 1/19/88 |
| 2. 47 | vs. High Point | 1/6/78  |
| 3. 46 | vs. Clemson    | 1/28/80 |
| 4. 45 | at Duke        | 1/21/87 |
| 45    | vs. Texas      | 1/10/81 |

### FREE THROW PERCENTAGE (Min. 12 FA)

|          |                            |          |
|----------|----------------------------|----------|
| 1. 1.000 | vs. Virginia Tech (13-13)  | 2/8/24   |
| 1.000    | vs. Elon (17-17)           | 11/15/23 |
| 1.000    | vs. Saint Mary's (13-13)   | 12/12/21 |
| 1.000    | at Louisville (12-12)      | 2/1/21   |
| 1.000    | vs. Auburn (15-15)         | 3/17/17  |
| 1.000    | vs. Boston College (15-15) | 2/19/10  |
| 1.000    | at Georgia Tech (19-19)    | 1/3/85   |
| 1.000    | at Texas (16-16)           | 12/1/84  |

### REBOUNDS

|       |                       |          |
|-------|-----------------------|----------|
| 1. 76 | vs. Oral Roberts      | 12/21/91 |
| 2. 74 | vs. Appalachian State | 12/8/76  |
| 3. 71 | at Chattanooga        | 12/31/77 |
| 4. 68 | vs. UNCG              | 2/22/79  |
| 5. 66 | at George Mason       | 11/27/82 |

### ASSISTS

|       |                      |          |
|-------|----------------------|----------|
| 1. 43 | vs. Western Carolina | 12/8/84  |
| 2. 35 | vs. Duke             | 2/21/89  |
| 35    | vs. UNCG             | 2/22/79  |
| 35    | vs. Wake Forest      | 1/11/79  |
| 5. 34 | vs. East Carolina    | 2/25/91  |
| 34    | vs. Indiana          | 12/29/86 |
| 34    | vs. Rutgers          | 1/12/85  |

### STEALS

|       |                        |          |
|-------|------------------------|----------|
| 1. 29 | vs. Delaware State     | 12/21/96 |
| 2. 26 | vs. North Carolina A&T | 12/19/95 |
| 3. 25 | vs. Syracuse           | 2/20/22  |
| 25    | at Howard              | 1/27/85  |
| 25    | vs. Duke               | 1/19/78  |

### BLOCKS

|       |                       |          |
|-------|-----------------------|----------|
| 1. 14 | vs. Virginia Tech     | 1/2/06   |
| 2. 12 | vs. Virginia          | 1/8/23   |
| 12    | vs. Virginia          | 2/10/11  |
| 12    | vs. Appalachian State | 12/9/77  |
| 5. 11 | vs. Jacksonville      | 11/23/11 |
| 11    | vs. Duke              | 1/19/09  |
| 11    | vs. North Carolina    | 2/23/80  |
| 11    | at UNCG               | 11/28/78 |

### MOST TURNOVERS

|       |            |          |
|-------|------------|----------|
| 1. 37 | at Clemson | 12/11/76 |
|-------|------------|----------|

### FEWEST TURNOVERS

|      |                    |         |
|------|--------------------|---------|
| 1. 4 | vs. Vermont        | 3/22/25 |
| 4    | vs. Tennessee      | 3/25/24 |
| 4    | at Florida State   | 1/12/23 |
| 4    | vs. Duke           | 1/16/22 |
| 4    | vs. North Carolina | 2/21/11 |

### MARGIN OF VICTORY (HOME)

|       |          |         |
|-------|----------|---------|
| 1. 82 | vs. Duke | 1/19/78 |
|-------|----------|---------|

### MARGIN OF VICTORY (ROAD)

|       |           |          |
|-------|-----------|----------|
| 1. 77 | at Howard | 1/13/93  |
| 77    | at UNCG   | 11/28/78 |

### LARGEST MARGIN OF VICTORY (NEUTRAL)

|       |          |         |
|-------|----------|---------|
| 1. 84 | vs. UNCG | 2/22/79 |
|-------|----------|---------|

### LARGEST MARGIN OF DEFEAT (HOME)

|       |                    |         |
|-------|--------------------|---------|
| 1. 27 | vs. North Carolina | 1/13/75 |
|-------|--------------------|---------|

### LARGEST MARGIN OF DEFEAT (ROAD)

|       |             |         |
|-------|-------------|---------|
| 1. 40 | at Maryland | 1/30/93 |
|-------|-------------|---------|

### LARGEST COMBINED SCORE

|        |                |         |
|--------|----------------|---------|
| 1. 243 | NC State (120) | 1/12/91 |
|        | Virginia (123) |         |

## INDIVIDUAL

### POINTS

|       |                              |         |
|-------|------------------------------|---------|
| 1. 50 | Andrea Stinson at Providence | 12/3/89 |
| 2. 42 | Linda Page at Clemson        | 2/4/84  |
| 42    | Linda Page vs. Clemson       | 3/5/83  |
| 4. 41 | Trudi Lacey vs. Mercer       | 2/7/81  |
| 5. 39 | Linda Page vs. Wake Forest   | 2/12/85 |

### FIELD GOALS MADE

|       |                                  |          |
|-------|----------------------------------|----------|
| 1. 21 | Andrea Stinson at Providence     | 12/3/89  |
| 2. 18 | Linda Page at Clemson            | 2/4/84   |
| 3. 17 | Andrea Stinson vs. Georgia Tech  | 1/7/89   |
| 4. 16 | Summer Erb vs. Mississippi State | 3/13/99  |
| 16    | Summer Erb at Georgia Tech       | 1/28/99  |
| 16    | Summer Erb vs. Idaho State       | 11/28/98 |
| 16    | Andrea Stinson at Virginia       | 1/14/89  |
| 16    | Linda Page vs. Wake Forest       | 2/12/85  |
| 16    | Genia Beasley vs. Old Dominion   | 2/11/76  |

### FIELD GOALS ATTEMPTED

|       |                                   |         |
|-------|-----------------------------------|---------|
| 1. 31 | Linda Page vs. Maryland           | 3/6/83  |
| 2. 27 | Shayla Fields vs. Boston College  | 1/29/09 |
| 3. 26 | Kiara Leslie at North Carolina    | 2/24/19 |
| 26    | Chasity Melvin vs. Louisiana Tech | 3/27/98 |
| 5. 25 | Tynesha Lewis at North Carolina   | 1/14/01 |

### 3-POINTERS MADE

|      |   |          |
|------|---|----------|
| 1. 9 | Myisha Goodwin-Coleman vs. Georgia Tech | 2/17/13  |
| 9    | Jennifer Howard vs. Syracuse            | 11/28/96 |
| 9    | Jennifer Howard vs. Syracuse            | 12/29/95 |
| 4. 8 | Keisha Brown vs. Iowa State             | 11/25/05 |
| 8    | Tammy Gibson at Howard                  | 1/31/93  |

### 3-POINT PERCENTAGE (5+ ATT.)

|         |  |          |
|---------|--|----------|
| 1. 1.00 | Diamond Johnson vs. Kansas State           | 3/21/22  |
| 1.00    | Len'ique Brown-Hoskin vs. Mount St. Mary's | 12/13/14 |
| 1.00    | Jennifer Howard vs. Wake Forest            | 2/24/94  |
| 4. .857 | Tammy Gibson at Washington                 | 12/5/92  |
| 5. .833 | Aziah James vs. Davidson                   | 12/15/22 |
| .833    | Kiara Leslie vs. Hampton                   | 12/5/18  |
| .833    | Aislinn Konig vs. Kent State               | 11/11/18 |
| .833    | Marissa Kastanek vs. Boston College        | 2/19/10  |
| .833    | Megan Zullo vs. North Carolina A&T         | 12/16/07 |
| .833    | Jennifer Howard vs. Georgia Tech           | 1/15/95  |

### FREE THROWS MADE

|       |                                 |          |
|-------|---------------------------------|----------|
| 1. 17 | Amber White at Wake Forest      | 2/27/11  |
| 17    | Linda Page vs. Charlotte        | 11/24/84 |
| 3. 16 | Linda Page vs. Clemson          | 3/5/83   |
| 4. 15 | Dominique Wilson vs. Louisville | 1/17/16  |
| 15    | Rhonda Mapp vs. Virginia        | 1/12/91  |

### FREE THROWS ATTEMPTED

|       |                                   |          |
|-------|-----------------------------------|----------|
| 1. 18 | Elissa Cunane vs. Elon            | 12/15/19 |
| 18    | Amber White at Wake Forest        | 2/27/11  |
| 18    | Linda Page vs. Clemson            | 3/5/83   |
| 4. 17 | Dominique Wilson vs. Louisville   | 1/17/16  |
| 17    | Rhonda Mapp vs. Virginia          | 1/12/91  |
| 17    | Debbie Bertrand at North Carolina | 1/13/87  |
| 17    | Linda Page vs. Charlotte          | 11/24/84 |

### REBOUNDS

|       |                                     |          |
|-------|-------------------------------------|----------|
| 1. 27 | Susan Yow vs. East Carolina         | 1/17/76  |
| 2. 22 | Chelsea Nelson vs. Duke             | 3/2/18   |
| 3. 21 | Khamil Pierre vs. Green Bay         | 11/27/25 |
| 21    | Rhonda Mapp vs. Georgia Tech        | 2/23/92  |
| 21    | Genia Beasley vs. Missouri          | 3/17/78  |
| 6. 20 | Khamil Pierre at Oklahoma           | 12/3/25  |
| 20    | DD Rogers at Georgetown             | 12/8/18  |
| 20    | Kaayla Chones at North Carolina     | 1/3/00   |
| 20    | Genia Beasley vs. Appalachian State | 12/6/76  |
| 20    | Trudi Lacey vs. North Carolina      | 12/6/76  |

### ASSISTS

|       |                                       |          |
|-------|---------------------------------------|----------|
| 1. 13 | Raina Perez at North Carolina         | 2/7/21   |
| 13    | Krissy Kuziowski at Wake Forest       | 1/15/92  |
| 3. 12 | Monica Pope vs. Iowa State            | 11/25/05 |
| 12    | Umeki Webb vs. Maryland               | 1/2/96   |
| 12    | Danyel Parker at Howard               | 1/31/93  |
| 12    | Krissy Kuziowski at George Washington | 12/22/92 |
| 12    | Danyel Parker vs. North Carolina      | 2/12/91  |
| 12    | Andrea Stinson vs. California         | 12/28/89 |
| 12    | Debbie Bertrand vs. Maryland          | 2/14/87  |
| 12    | Carla Hillman vs. Clemson             | 1/3/87   |
| 12    | Robyn Mayo vs. Georgia Tech           | 2/3/85   |

### BLOCKS

|      |                                  |          |
|------|----------------------------------|----------|
| 1. 8 | Tia Bell vs. Virginia            | 2/15/09  |
| 8    | Genia Beasley vs. North Carolina | 1/29/79  |
| 3. 7 | Madison Hayes vs. Virginia       | 1/8/23   |
| 7    | Kody Burke vs. Virginia          | 2/10/11  |
| 7    | Trena Trice vs. Fairfield        | 11/29/86 |

### STEALS

|       |                                    |          |
|-------|------------------------------------|----------|
| 1. 10 | Umeki Webb vs. Delaware State      | 12/21/96 |
| 10    | Danyel Parker vs. Holy Cross       | 12/31/90 |
| 10    | Angela Daye vs. Duke               | 2/5/86   |
| 10    | Angie Armstrong at Howard          | 11/26/82 |
| 5. 9  | Danyel Parker vs. Florida Atlantic | 12/30/92 |
| 9     | Debbie Bertrand vs. Georgia Tech   | 1/10/87  |

Current players in red

# ALL-TIME QUARTER RECORDS

## TEAM

### MOST POINTS SCORED

|    |    |                         |          |
|----|----|-------------------------|----------|
| 1. | 39 | 3Q vs. NC Central       | 11/29/20 |
| 2. | 37 | 3Q vs. Wake Forest      | 2/17/22  |
| 3. | 36 | 1Q vs. Charlotte        | 11/7/23  |
| 4. | 34 | 3Q at Stanford          | 1/12/25  |
|    | 34 | 1Q vs. Western Carolina | 12/16/15 |

### FEWEST POINTS SCORED

|    |   |                   |          |
|----|---|-------------------|----------|
| 1. | 1 | 1Q vs. Louisville | 12/31/17 |
| 2. | 4 | 2Q at UNC         | 2/16/25  |
|    | 4 | 2Q vs. Notre Dame | 3/3/23   |
| 4. | 5 | 2Q vs. Charlotte  | 11/7/23  |
|    | 5 | 3Q vs. Duke       | 3/2/18   |

### FEWEST POINTS ALLOWED

|    |   |                         |          |
|----|---|-------------------------|----------|
| 1. | 1 | 2Q at Wake Forest       | 1/8/17   |
| 2. | 2 | 2Q vs. Elon             | 11/15/23 |
| 3. | 3 | 3Q at Old Dominion      | 11/20/17 |
|    | 3 | 1Q vs. Wofford          | 11/12/16 |
| 5. | 4 | 10 times: most recently |          |
|    |   | 1Q vs. Wake Forest      | 3/3/24   |

### MOST POINTS ALLOWED

|    |    |                    |         |
|----|----|--------------------|---------|
| 1. | 36 | 1Q at Louisville   | 2/28/19 |
| 2. | 35 | 4Q vs. Louisville  | 1/17/16 |
| 3. | 34 | 4Q at Wake Forest  | 1/30/25 |
|    | 34 | 3Q vs. Notre Dame  | 2/18/19 |
| 5. | 32 | 4Q vs. Wake Forest | 2/19/17 |

### LARGEST QUARTER MARGIN

|    |           |                         |          |
|----|-----------|-------------------------|----------|
| 1. | 28 (36-8) | 1Q vs. Charlotte        | 11/7/23  |
| 2. | 28 (32-4) | 2Q vs. Coastal Carolina | 12/6/20  |
| 3. | 26 (32-6) | 3Q vs. Coastal Carolina | 12/6/20  |
|    | 26 (30-4) | 3Q at Pittsburgh        | 1/23/20  |
|    | 26 (34-8) | 1Q vs. Western Carolina | 12/16/15 |

### LARGEST QUARTER DEFICIT

|    |            |                       |         |
|----|------------|-----------------------|---------|
| 1. | 23 (6-29)  | 3Q vs. South Carolina | 4/5/24  |
|    | 23 (13-36) | 1Q at Louisville      | 2/28/19 |
| 3. | 19 (10-29) | 3Q at Notre Dame      | 2/4/16  |
| 4. | 18 (8-26)  | 2Q vs. Duke           | 2/3/25  |
|    | 18 (5-23)  | 1Q at Duke            | 1/7/18  |
|    | 18 (13-31) | 4Q at Syracuse        | 1/12/17 |

### FIELD GOALS MADE

|    |    |                      |          |
|----|----|----------------------|----------|
| 1. | 14 | 3Q vs. Wake Forest   | 2/17/22  |
| 2. | 13 | 1Q vs. Virginia Tech | 1/26/25  |
|    | 13 | 3Q at Stanford       | 1/12/24  |
|    | 13 | 2Q at Pitt           | 2/11/24  |
|    | 13 | 1Q vs. Kentucky      | 11/23/23 |
|    | 13 | 3Q vs. NC Central    | 12/29/20 |
|    | 13 | 1Q vs. Wake Forest   | 12/17/20 |

### FIELD GOAL ATTEMPTS

|    |    |                        |         |
|----|----|------------------------|---------|
| 1. | 26 | 3Q vs. Iowa            | 3/30/19 |
| 2. | 25 | 4Q vs. Wake Forest     | 2/19/17 |
| 3. | 24 | 5 times: most recently |         |
|    |    | 4Q vs. Virginia        | 1/19/25 |

### HIGHEST FG% (min. 10 attempts)

|    |              |                    |          |
|----|--------------|--------------------|----------|
| 1. | .917 (11-12) | 4Q at Duke         | 2/13/22  |
| 2. | .867 (13-15) | 1Q vs. Wake Forest | 12/17/20 |
|    | .867 (13-15) | 3Q vs. NC Central  | 11/29/20 |
| 4. | .833 (10-12) | 3Q at Clemson      | 12/30/21 |
| 5. | .818 (9-11)  | 3Q vs. Kentucky    | 11/23/23 |
|    | .818 (9-11)  | 3Q vs. Pitt        | 2/25/21  |

### LOWEST FG% (min. 10 attempts)

|    |             |                       |          |
|----|-------------|-----------------------|----------|
| 1. | .000 (0-15) | 1Q vs. Louisville     | 12/31/17 |
| 2. | .056 (1-18) | 2Q vs. Charlotte      | 11/7/23  |
| 3. | .091 (1-11) | 3Q vs. South Carolina | 4/5/24   |
|    | .125 (2-16) | 3Q vs. Duke           | 3/2/18   |
|    | .125 (2-16) | 2Q vs. NC Central     | 12/14/16 |
|    | .125 (2-16) | 2Q vs. Syracuse       | 2/14/16  |

### LOWEST FG% ALLOWED (min. 10 attempts)

|    |             |                      |          |
|----|-------------|----------------------|----------|
| 1. | .000 (0-11) | 2Q, Wake Forest      | 1/18/17  |
|    | .000 (0-14) | 1Q, Wofford          | 11/12/16 |
| 3. | .056 (1-18) | 1Q, Towson           | 11/15/21 |
|    | .056 (1-18) | 2Q, Coastal Carolina | 12/6/20  |
| 5. | .063 (1-16) | 4Q, Louisville       | 1/22/23  |
|    | .063 (1-16) | 4Q, North Carolina   | 1/6/22   |

### HIGHEST FG% ALLOWED (min. 10 attempts)

|    |              |                        |         |
|----|--------------|------------------------|---------|
| 1. | .800 (12-16) | 3Q, Florida State      | 1/12/23 |
|    | .800 (12-15) | 3Q, Georgia Tech       | 2/16/20 |
| 3. | .786 (11-14) | 1Q, Boston College     | 3/7/20  |
| 4. | .769 (10-13) | 4 times: most recently |         |
|    |              | 1Q, Georgia Tech       | 2/18/24 |

### 3-POINTERS MADE

|    |   |                        |         |
|----|---|------------------------|---------|
| 1. | 8 | 3Q vs. Wake Forest     | 2/17/22 |
| 2. | 7 | 5 times: most recently |         |
|    |   | 2Q vs. Virginia Tech   | 1/24/21 |

### HIGHEST 3PT% (min. 5 attempts)

|    |             |                    |          |
|----|-------------|--------------------|----------|
| 1. | 1.000 (5-5) | 4Q vs. Florida     | 11/14/21 |
|    | 1.000 (6-6) | 1Q vs. Wake Forest | 12/17/20 |
|    | 1.000 (7-7) | 2Q at Virginia     | 3/1/20   |
|    | 1.000 (5-5) | 1Q at Virginia     | 3/1/20   |
| 5. | .889 (8-9)  | 3Q vs. Wake Forest | 2/17/22  |

### TOTAL REBOUNDS

|    |    |                         |          |
|----|----|-------------------------|----------|
| 1. | 21 | 1Q vs. Liberty          | 12/10/23 |
| 2. | 20 | 1Q vs. Southern Miss    | 11/28/25 |
|    | 20 | 1Q vs. Mount St. Mary's | 11/13/22 |
| 4. | 19 | 4Q vs. Syracuse         | 2/20/22  |
| 5. | 18 | 12 times: most recently |          |
|    |    | 2Q vs. Elon             | 11/15/23 |

### REBOUND MARGIN

|    |           |                            |          |
|----|-----------|----------------------------|----------|
| 1. | 16 (18-2) | 4Q vs. Mount St. Mary's    | 11/13/22 |
| 2. | 14 (18-4) | 2Q vs. Elon                | 11/15/23 |
|    | 14 (19-5) | 4Q vs. Syracuse            | 2/20/22  |
| 4. | 13        | 5 times                    |          |
|    |           | Last: 1Q vs. Southern Miss | 11/28/25 |

## INDIVIDUAL

### SCORING

|    |    |                  |                         |          |
|----|----|------------------|-------------------------|----------|
| 1. | 19 | Aziaha James     | 1Q vs. Charlotte        | 11/7/23  |
| 2. | 18 | Dominique Wilson | 4Q vs. Louisville       | 1/17/16  |
| 3. | 16 | Aziaha James     | 3Q vs. Stanford         | 3/29/24  |
|    | 16 | Aziaha James     | 1Q vs. Louisville       | 2/5/24   |
| 5. | 15 | Aziaha James     | 4Q vs. Duke             | 2/3/25   |
|    | 15 | Devyn Quigley    | 4Q vs. Coastal Carolina | 11/21/24 |
|    | 15 | Saniya Rivers    | 3Q vs. UConn            | 11/12/23 |
|    | 15 | Dominique Wilson | 4Q at North Carolina    | 1/29/17  |

### REBOUNDING

|    |   |                |                       |          |
|----|---|----------------|-----------------------|----------|
| 1. | 9 | Tilda Trygger  | 4Q vs. Virginia       | 1/19/25  |
|    | 9 | Elissa Cunane  | 3Q vs. North Carolina | 1/26/20  |
| 3. | 8 | Elissa Cunane  | 4Q at Boston College  | 12/13/20 |
|    | 8 | Kayla Jones    | 4Q at South Carolina  | 12/3/20  |
|    | 8 | Jada Boyd      | 3Q vs. Wake Forest    | 1/19/20  |
|    | 8 | Elissa Cunane  | 1Q vs. North Texas    | 12/1/19  |
|    | 8 | Chelsea Nelson | 2Q vs. Duke           | 3/2/18   |

### FIELD GOALS MADE

|    |   |               |                         |          |
|----|---|---------------|-------------------------|----------|
| 1. | 6 | Khamil Pierre | 3Q at Miami             | 12/14/25 |
|    | 6 | Aziaha James  | 4Q vs. Duke             | 2/3/25   |
|    | 6 | Aziaha James  | 1Q vs. Davidson         | 12/11/24 |
|    | 6 | Devyn Quigley | 4Q vs. Coastal Carolina | 11/21/24 |
|    | 6 | Aziaha James  | 1Q vs. Louisville       | 2/5/24   |
|    | 6 | River Baldwin | 1Q vs. Florida State    | 1/4/24   |
|    | 6 | Mimi Collins  | 1Q vs. Elon             | 11/15/23 |
|    | 6 | Saniya Rivers | 3Q vs. UConn            | 11/12/23 |

### FIELD GOAL ATTEMPTS

|    |    |                  |                      |          |
|----|----|------------------|----------------------|----------|
| 1. | 11 | Aziaha James     | 3Q at North Carolina | 2/16/25  |
|    | 11 | Saniya Rivers    | 4Q vs. Davidson      | 12/11/24 |
|    | 11 | Madison Hayes    | 3Q at Pitt           | 2/11/24  |
| 4. | 10 | Zoe Brooks       | 4Q vs. LSU           | 3/28/25  |
|    | 10 | Dominique Wilson | 3Q at Liberty        | 11/20/15 |

### 3-POINTERS MADE

|    |   |                              |                    |          |
|----|---|------------------------------|--------------------|----------|
| 1. | 4 | Zamareya Jones               | 2Q vs. Ole Miss    | 12/5/24  |
|    | 4 | Aziaha James                 | 4Q vs. Chattanooga | 3/23/24  |
|    | 4 | Aziaha James                 | 1Q vs. Charlotte   | 11/7/23  |
|    | 4 | Aislinn Konig                | 4Q vs. NC Central  | 12/14/16 |
| 5. | 3 | 45 times                     |                    |          |
|    |   | Last: Zamareya Jones vs. LSU |                    | 3/28/25  |

Current players in red

## 25-26 BEST QUARTERS

|   |   |
|---|---|
| Most points scored.....                     | 30 - 1Q vs. Southern Miss (11/28/25)                  |
| Fewest points allowed.....                  | 5 - 1Q, Maine (11/11/25)                              |
| FG made .....                               | 12 (2x) - Last: 1Q at Miami (12/14/25)                |
| FG% (min. 10 attempts) ..                   | .667 (10-15) (2x) - Last: 4Q vs. Green Bay (11/27/25) |
| Fewest opponent FG made .....               | 2 (3x) - Last: 2Q, Miami (12/14/25)                   |
| Lowest opponent FG% (min. 10 attempts)..... | .143 (2-14) (3x), 4Q Seton Hall (12/7/25)             |
| 3FG made .....                              | 4 (2x) - Last: 1Q vs. Green Bay (11/27/25)            |
| 3FG% (min. 5 attempts) ...                  | .500 (4-8) (2x) - Last: 1Q vs. Green Bay (11/27/25)   |
| FT made .....                               | 5 (6x) - Last: 2Q at Miami (12/14/25)                 |
| FT% (min. 5 attempts).....                  | 1.000 - 2Q vs. Tennessee (11/4/25)                    |
| Most rebounds .....                         | 20 - 1Q vs. Southern Miss (11/28/25)                  |
| Largest rebound margin.....                 | +13 - 1Q vs. Southern Miss (11/28/25)                 |
| Most assists .....                          | 8 - 4Q vs. Southern Miss (11/28/25)                   |
| Fewest turnovers .....                      | 0 (3x) - Last: 1Q vs. Miami (12/14/25)                |
| Most steals .....                           | 5 - 2Q vs. Coastal (11/19/25)                         |
| Most blocks .....                           | 3 (2x) - 3Q vs. Green Bay (11/27/25)                  |
| Fewest personal fouls .....                 | 1 (4x) - 1Q vs. Southern Miss (11/28/25)              |

## 25-26 LOW QUARTERS

|  |   |
|--|---|
| Fewest points scored .....                 | 9 (2x) - Last: 3Q vs. TCU (11/16/25)                |
| Most points allowed .....                  | 26 - 3Q vs. Coastal (11/19/25)                      |
| Fewest FG made .....                       | 3 (4x) - Last: 4Q vs. Seton Hall (12/7/25)          |
| Lowest FG% (min. 10 attempts).....         | .167 (3-18) - 1Q vs. Maine (11/11/25)               |
| Most opponent FG made .....                | 10 - 3Q vs. Coastal (11/19/25)                      |
| Highest opponent FG% (min. 10 attempts) .. | .727 (8-11) - 3Q, Rhode Island (11/23/25)           |
| Fewest 3FG made .....                      | 0 (5x) - Last: 4Q vs. Seton Hall (12/7/25)          |
| Lowest 3FG% (min. 5 attempts) ..           | .143 (1-7) (4x) - Last: 1Q vs. Seton Hall (12/7/25) |
| Fewest FT made .....                       | 0 (10x), Last: 3Q at Miami (12/14/25)               |
| Lowest FT% (min. 5 attempts) .....         | .400 (2-5) - 3Q vs. Tennessee (11/4/25)             |
| Fewest rebounds .....                      | 6 (2x) - Last: 3Q at Miami (12/14/25)               |
| Worst rebound margin .....                 | -5 - 3Q vs. TCU (11/16/25)                          |
| Fewest assists .....                       | 1 (2x) - Last: 2Q vs. Green Bay (11/27/25)          |
| Most turnovers .....                       | 8 - 4Q vs. USC (11/9/25)                            |
| Fewest steals .....                        | 0 (6x) - Last: 4Q vs. Miami (12/14/25)              |
| Fewest blocks .....                        | 0 (14x) - Last: 1Q at Miami (12/14/25)              |
| Most personal fouls .....                  | 7 (2x) - Last: 3Q vs. Green Bay (11/27/25)          |

# WES MOORE

**13TH YEAR AT NC STATE // 37TH YEAR AS HEAD COACH**  
**Overall: 866-268 (.764) • NC State: 308-99 (.757) • ACC: 144-56 (.720)**

## CAREER QUICK FACTS

Completed seasons: 36  
 20+ win seasons: 31

Completed winning seasons: 35  
 25+ win seasons: 16

Postseason appearances: 30  
 Coach of the Year honors: 15

## NC STATE CAREER HIGHLIGHTS

- Hired by NC State in April 2013 as the fourth head coach in program history
- Named 2021 WBCA National Coach of the Year, 2019 Associated Press National Coach of the Year runner-up, multi-time finalist for the Naismith Women's Coach of the Year (2019, 2021, 2022)
- Earned his first Final Four berth of career in year 35 as head coach with 2023-24 squad, which was the program's second-ever Final Four berth, and guided the Pack to the Elite Eight in two of last four years (2021-22, 2023-24) after just one other berth in program history (1998)
- In 2024-25, coming off fourth ACC Coach of the Year honors, an ACC Co-Regular Season Championship and the sixth NCAA Sweet 16 berth in the past seven seasons
- The 2021-22 team secured the first ACC regular season title in 32 years with a 17-1 league mark, which set a single-season program record for ACC wins and was the first NC State team since 1984-85 to sweep regular season and tournament crowns
- Guided the Pack to the 2020 ACC Tournament title, the program's first conference tournament championship win since 1991, and to repeats in 2021 and 2022 for the team's first back-to-back tournament crowns
- Coached his 2020-21 NC State squad to two victories over top-ranked opponents (No. 1 South Carolina on Dec. 3 and No. 1 Louisville on Feb. 11), making his team just the third in the last 20 years to defeat two AP No. 1s in one season. Also led the Pack to a win over No. 1 Notre Dame in 2025, having three of NC State's five wins over a No. 1 opponent in school history
- Saw program-best four-straight NCAA Sweet 16 berths (2018, 19, 21, 22) with the team's trip in 2018 being the first since 2007
- His teams have finished in the AP Top 10 in six of the past seven seasons
- The 2024-25 Wolfpack team went 18-0 on Kay Yow Court, marking the third perfect home season in school history, second under Coach Moore
- Authored wins over 10 top five teams at NC State: #2 ND (2016-17), #1 SC/#1 Louisville/#5 Louisville (2020-21), #2 Maryland/#3 Louisville (2021-22), #2 UConn/#3 Colorado/#5 Stanford/#4 Texas (2023-24)/#1/1 Notre Dame
- Moore's 2018-19 squad achieved the longest winning streak and best start to a season in program history (21-0), making the Pack the last remaining men's or women's NCAA DI team without a loss that year
- Earned 800th victory of his head coaching career on March 2, 2023, becoming the fifth active and 15th ever NCAA DI WBB coach to do so at the time. Also accomplished 300 wins at NC State in 2024-25
- Reached 200 wins at NC State on Dec. 12, 2021, becoming the fifth-fastest head coach ever to reach that milestone at an ACC program
- Hit 100 ACC wins on Feb. 3, 2022, becoming the fourth-fastest head coach to reach that milestone and 11th ACC coach of all time
- Served as women's basketball assistant coach at NC State from 1993-1995 under legendary head coach Kay Yow and during that time, the Wolfpack went 34-24 and reached the NCAA Tournament Sweet 16
- All of Moore's seasons in Raleigh have been winning seasons and 11 have included 20+ victories

## THE MOORE FILE

**NC STATE**  
 Head Coach  
 (2013 - pres.)

Record: 308-99 (144-56 ACC)

### CHATTANOOGA

Head Coach  
 (1998-2013)  
 Record: 358-113

### FRANCIS MARION

Head Coach  
 (1995-1998)  
 RECORD: 69-20

### NC STATE

Assistant Coach  
 (1993-1995)  
 RECORD: 34-24

### MARYVILLE COLLEGE

Head Coach  
 (1987-1993)  
 RECORD: 131-36

## CONFERENCE COACH OF THE YEAR (14 HONORS)

Maryville College: 1990, 1992, 1993  
 Francis Marion: 1997

Chattanooga: 2000, 2004, 2005, 2006, 2008, 2013  
 NC State: 2014 (ESPNW), 2017 (ACC),  
 2021 (ACC Coaches), 2022

## PERSONAL

Hometown: Dallas, Texas

Education: Johnson University ('84, B.S. in Religion),  
 Tennessee ('86, B.S. and M.S. in Physical Education)

## MOORE AS HEAD COACH

| YEAR          | SCHOOL            | RECORD         | CONF.         | CONF. FINISH (*TOURN. CHAMP) | POSTSEASON             |
|---------------|-------------------|----------------|---------------|------------------------------|------------------------|
| 1987-88       | Maryville College | 15-12          |               |                              |                        |
| 1988-89       | Maryville College | 23-6           |               |                              | NCAA                   |
| 1989-90       | Maryville College | 23-5           |               |                              | NCAA                   |
| 1990-91       | Maryville College | 23-6           |               |                              | NCAA                   |
| 1991-92       | Maryville College | 24-4           |               |                              | NCAA                   |
| 1992-93       | Maryville College | 23-3           |               |                              | NCAA                   |
| 1995-96       | Francis Marion    | 18-9           |               |                              |                        |
| 1996-97       | Francis Marion    | 21-8           |               |                              | NCAA                   |
| 1997-98       | Francis Marion    | 30-3           |               |                              | NCAA                   |
| 1998-99       | Chattanooga       | 10-17          | 8-10          | T-7th                        |                        |
| 1999-00       | Chattanooga       | 26-5           | 17-1          | 1st                          | WNIT Second Round      |
| 2000-01       | Chattanooga       | 24-7           | 15-3          | T-1st *                      | NCAA                   |
| 2001-02       | Chattanooga       | 23-8           | 14-4          | T-1st *                      | NCAA                   |
| 2002-03       | Chattanooga       | 26-5           | 16-2          | 1st *                        | NCAA                   |
| 2003-04       | Chattanooga       | 29-3           | 20-0          | 1st *                        | NCAA Second Round      |
| 2004-05       | Chattanooga       | 25-5           | 19-1          | 1st                          | WNIT Second Round      |
| 2005-06       | Chattanooga       | 27-4           | 18-0          | 1st *                        | NCAA                   |
| 2006-07       | Chattanooga       | 25-8           | 15-3          | T-1st *                      | NCAA                   |
| 2007-08       | Chattanooga       | 29-4           | 18-0          | 1st *                        | NCAA                   |
| 2008-09       | Chattanooga       | 22-10          | 17-3          | 1st                          | WNIT                   |
| 2009-10       | Chattanooga       | 24-9           | 16-4          | 1st *                        | NCAA                   |
| 2010-11       | Chattanooga       | 17-14          | 13-7          | 3rd                          |                        |
| 2011-12       | Chattanooga       | 22-10          | 16-4          | 3rd                          | WNIT                   |
| 2012-13       | Chattanooga       | 29-4           | 19-1          | 1st *                        | NCAA                   |
| 2013-14       | NC State          | 25-8           | 11-5          | 4th                          | NCAA                   |
| 2014-15       | NC State          | 18-15          | 7-9           | T9th                         | WNIT Third Round       |
| 2015-16       | NC State          | 20-11          | 10-6          | T5th                         |                        |
| 2016-17       | NC State          | 23-9           | 12-4          | T4th                         | NCAA Second Round      |
| 2017-18       | NC State          | 26-9           | 11-5          | T4th                         | NCAA Sweet 16          |
| 2018-19       | NC State          | 28-6           | 12-4          | T3rd                         | NCAA Sweet 16          |
| 2019-20       | NC State          | 28-4           | 14-4          | 2nd *                        | Canceled               |
| 2020-21       | NC State          | 22-3           | 12-2          | 2nd *                        | NCAA Sweet 16          |
| 2021-22       | NC State          | 32-4           | 17-1          | 1st *                        | NCAA Elite Eight       |
| 2022-23       | NC State          | 20-12          | 9-9           | T8th                         | NCAA                   |
| 2023-24       | NC State          | 31-7           | 13-5          | 2nd                          | NCAA Final Four        |
| 2024-25       | NC State          | 28-7           | 16-2          | T1st                         | NCAA Sweet 16          |
| 2025-26       | NC State          | 7-4            | 1-0           |                              |                        |
| <b>TOTALS</b> |                   | <b>866-268</b> | <b>144-56</b> |                              | <b>25 NCAA, 5 WNIT</b> |





0

Devyn Quigley | So. | 5-11 | G | Manchester, N.J. (Manchester Township)

CAREER STATS

|               |   |
|---------------|---|
| POINTS        |   |
| Conference    | 11 - vs. Boston College (1/5/25)            |
| NCAAT         | 4 - vs. Vermont (3/22/25)                   |
| Season        | 10 - at Miami (12/14/25)                    |
| Career        | 20 - vs. Coastal (11/21/24)                 |
| REBOUNDS      |   |
| Conference    | 6 - vs. Boston College (1/5/25)             |
| NCAAT         | 3 - vs. Vermont (3/22/25)                   |
| Season        | 1 - vs. Maine (11/11/25)                    |
| Career        | 6 - vs. Boston College (1/5/25)             |
| FG MADE       |   |
| Conference    | 5 - vs. Boston College (1/5/25)             |
| NCAAT         | 1 (2x) - Last: vs. Michigan State (3/24/25) |
| Season        | 4 (2x) - Last: at Miami (12/14/25)          |
| Career        | 8 - vs. Coastal (11/21/24)                  |
| FG ATTEMPTED  |   |
| Conference    | 9 - vs. Boston College (1/5/25)             |
| NCAAT         | 3 (2x) - Last: vs. Michigan State (3/24/25) |
| Season        | 8 - vs. Maine (11/11/25)                    |
| Career        | 13 - vs. Coastal (11/21/24)                 |
| 3FG MADE      |   |
| Conference    | 2 - at Miami (12/14/25)                     |
| NCAAT         | 1 - vs. Michigan State (3/24/25)            |
| Season        | 2 (2x) - Last: at Miami (12/14/25)          |
| Career        | 4 - vs. Coastal (11/21/24)                  |
| 3FG ATTEMPTED |   |
| Conference    | 4 - at Miami (12/14/25)                     |
| NCAAT         | 2 - vs. Michigan State (3/24/25)            |
| Season        | 4 - at Miami (12/14/25)                     |
| Career        | 7 - vs. Coastal (11/21/24)                  |
| FT MADE       |   |
| Conference    | 2 - at SMU (3/2/25)                         |
| NCAAT         | 2 - vs. Vermont (3/22/25)                   |
| Season        | 2 - vs. Seton Hall (12/7/25)                |
| Career        | 2 (4x) - Last: vs. Vermont (3/22/25)        |
| FT ATTEMPTED  |   |
| Conference    | 2 (3x) - Last: at SMU (3/2/25)              |
| NCAAT         | 2 - vs. Vermont (3/22/25)                   |
| Season        | 2 (2x) - Last: vs. Seton Hall (12/7/25)     |
| Career        | 2 (6x) - Last: vs. Vermont (3/22/25)        |
| ASSISTS       |   |
| Conference    | 2 - at Miami (12/14/25)                     |
| NCAAT         |   |
| Season        | 2 (3x) - Last: at Miami (12/14/25)          |
| Career        | 4 - vs. Coastal (11/21/24)                  |
| STEALS        |   |
| Conference    | 1 (2x) - Last: at SMU (3/2/25)              |
| NCAAT         |   |
| Season        | 2 - vs. Southern Miss (11/28/25)            |
| Career        | 2 - vs. Southern Miss (11/28/25)            |
| BLOCKS        |   |
| Conference    |   |
| NCAAT         |   |
| Season        | 1 - vs. Maine (11/11/25)                    |
| Career        | 1 - vs. Maine (11/11/25)                    |
| MINUTES       |   |
| Conference    | 26 - vs. Boston College (1/5/25)            |
| NCAAT         | 17 - vs. Vermont (3/22/25)                  |
| Season        | 25 (2x) - Last: at Miami (12/14/25)         |
| Career        | 26 - vs. Boston College (1/5/25)            |

NOTABLE STATS

| STAT                | 24-25 | 25-26 | CAREER |
|---------------------|-------|-------|--------|
| Double Figure Pts.  | 2     | 1     | 3      |
| Double Figure Rebs. | -     | -     | -      |
| Double-Doubles      | -     | -     | -      |
| 5+ Assists          | -     | -     | -      |
| 3+ Blocks           | -     | -     | -      |
| 3+ Steals           | -     | -     | -      |
| Led Team in Pts.    | -     | -     | -      |
| Led Team in Rebs.   | -     | -     | -      |
| Led Team in Asts.   | -     | -     | -      |
| 20+ Points          | 1     | -     | 1      |
| 30+ Points          | -     | -     | -      |

SEASON STATS

| GP/GS | PPG | RPG | FG%  | 3FG% | FT%  | APG | BPG | SPG | MPG  |
|-------|-----|-----|------|------|------|-----|-----|-----|------|
| 11/3  | 4.4 | 2.6 | .417 | .304 | .250 | 0.8 | 0.1 | 0.5 | 18.1 |

GAME NOTES

- Coming off a season-high 10 points with four rebounds and two assists at Miami
- Logged nine points, four rebounds and two assists in 25 minutes off the bench vs. No. 18/16 USC
- Scored 10+ points three times, including a career-high 20 points off 8-of-13 shooting from the field and 4-of-7 from beyond the arc with six rebounds and four assists vs. Coastal Carolina
- Earned second 10+ point game of her career with 11 points, six rebounds and one steal vs. Boston College
- Became the first Pack freshman since Elissa Cunane (2019) to log 20 points in a game
- Ranked No. 47 at time of signing in 2024 HoopGurlz Recruiting Rankings - ESPN 100 as a four-star recruit
- Tallied 32.7 points, 10.4 rebounds, 2.6 assists and 3.9 steals per game as a senior at Manchester Township
- Finished her high school career with 2,627 points, which broke the Shore Conference girls' basketball record

FASTBREAK

- Got a cat named Blu in the offseason that she loves and calls her son and is Zam Jones' dog's friend
- Hoping to improve ball handling and play more consistent minutes this year
- Played against Zoe Brooks in AAU in New Jersey a few times
- Loves going to the beach and her dream job is to model or work corporate for a makeup company
- Wore #0 in high school and played soccer and volleyball

2025-26 STATS


| Opponent               | Date       | GS | MIN   | Total  |       | 3-Pointers |       | Free throws |      | Rebounds |     |     | PF | A   | TO | BLK | STL | PTS | AVG  |     |     |
|------------------------|------------|----|-------|--------|-------|------------|-------|-------------|------|----------|-----|-----|----|-----|----|-----|-----|-----|------|-----|-----|
|                        |            |    |       | FG-FGA | PCT   | 3FG-3FGA   | PCT   | FT-FTA      | PCT  | OFF      | DEF | TOT |    |     |    |     |     |     |      | AVG |     |
| vs Tennessee           | 11/04/2025 |    | 10:04 | 0-2    | .000  | 0-2        | .000  | 0-0         | .000 | 0        | 1   | 1   | 1  | 0   | 0  | 0   | 0   | 0   | 0.0  |     |     |
| vs Southern California | 11/09/2025 |    | 25:28 | 4-7    | .571  | 1-3        | .333  | 0-0         | .000 | 0        | 4   | 4   | 2  | 2   | 1  | 0   | 0   | 9   | 4.5  |     |     |
| Maine                  | 11/11/2025 |    | 16:56 | 2-8    | .250  | 0-3        | .000  | 0-0         | .000 | 1        | 4   | 5   | 3  | 2   | 0  | 2   | 1   | 1   | 4.3  |     |     |
| TCU                    | 11/16/2025 |    | 13:51 | 2-2    | 1.000 | 0-0        | .000  | 0-0         | .000 | 2        | 2   | 4   | 3  | 0   | 1  | 0   | 0   | 4   | 4.3  |     |     |
| Coastal Carolina       | 11/19/2025 |    | 18:38 | 1-3    | .333  | 1-1        | 1.000 | 0-2         | .000 | 1        | 3   | 4   | 3  | 0   | 1  | 0   | 1   | 3   | 4.0  |     |     |
| Rhode Island           | 11/23/2025 | *  | 19:29 | 0-2    | .000  | 0-2        | .000  | 0-0         | .000 | 0        | 0   | 0   | 3  | 0   | 2  | 0   | 0   | 0   | 3.3  |     |     |
| vs Green Bay           | 11/27/2025 |    | 20:39 | 3-5    | .600  | 2-2        | 1.000 | 0-0         | .000 | 1        | 2   | 3   | 3  | 0   | 1  | 2   | 0   | 1   | 8.0  |     |     |
| vs Southern Miss.      | 11/28/2025 |    | 16:51 | 0-4    | .000  | 0-2        | .000  | 0-0         | .000 | 0        | 1   | 1   | 2  | 3   | 2  | 1   | 0   | 2   | 3.5  |     |     |
| at Oklahoma            | 12/03/2025 |    | 16:18 | 2-4    | .500  | 1-3        | .333  | 0-0         | .000 | 1        | 0   | 1   | 2  | 6   | 0  | 0   | 0   | 0   | 5.7  |     |     |
| Seton Hall             | 12/07/2025 | *  | 15:42 | 2-5    | .400  | 0-1        | .000  | 1-2         | .500 | 2        | 0   | 2   | 2  | 0   | 0  | 2   | 0   | 1   | 5.8  |     |     |
| at Miami (FL)          | 12/14/2025 | *  | 25:11 | 4-6    | .667  | 2-4        | .500  | 0-0         | .000 | 1        | 3   | 4   | 2  | 6   | 1  | 2   | 0   | 0   | 10.4 |     |     |
| Totals                 |            |    | 3     | 199:08 | 20-48 | .417       | 7-23  | .304        | 1-4  | .250     | 9   | 20  | 29 | 2.6 | 14 | 9   | 11  | 1   | 6    | 48  | 4.4 |

Player Averages

| Games Played | Minutes/ game | Points/ game | FG Pct | 3FG Pct | FT Pct | Rebounds/ game | Assists/ game | Turnovers/ game | Assist/Turnover ratio | Steals/ game | Blocks/ game |
|--------------|---------------|--------------|--------|---------|--------|----------------|---------------|-----------------|-----------------------|--------------|--------------|
| 11           | 18.1          | 4.4          | 41.7   | 30.4    | 25.0   | 2.6            | 0.8           | 1.0             | 0.8                   | 0.5          | 0.1          |

CAREER STATS

|         |      |       | Field Goals |        | 3-Point |          | F-Throws |        | Rebounds |     |     |     | Scoring |       |    |    |     |     |     |     |
|---------|------|-------|-------------|--------|---------|----------|----------|--------|----------|-----|-----|-----|---------|-------|----|----|-----|-----|-----|-----|
| SEASON  | TEAM | GP-GS | MIN/AVG     | FG-FGA | FG%     | 3FG-3FGA | 3FG%     | FT-FTA | FT%      | OFF | DEF | TOT | AVG     | PF-FO | A  | TO | BLK | STL | PTS | AVG |
| 2024-25 | NCSU | 33-0  | 276/8.3     | 31-77  | .403    | 11-30    | .367     | 11-15  | .733     | 23  | 19  | 42  | 1.3     | 14-0  | 19 | 12 | 0   | 6   | 84  | 2.5 |
| 2025-26 | NCSU | 11-3  | 199/18.1    | 20-48  | .417    | 7-23     | .304     | 1-4    | .250     | 9   | 20  | 29  | 2.6     | 14-0  | 9  | 11 | 1   | 6   | 48  | 4.4 |
| TOTAL   |      | 44-3  | 475/10.8    | 51-125 | .408    | 18-53    | .340     | 12-19  | .632     | 32  | 39  | 71  | 1.6     | 28-0  | 28 | 23 | 1   | 12  | 132 | 3.0 |



# 1 Lorena Awou | So. | 6-5 | F | East Moline, Ill. (United Township)

## CAREER STATS

|                      |   |
|----------------------|---|
| <b>POINTS</b>        |   |
| Conference.....      | 8 - vs. Duke (2/3/25)                       |
| NCAAT.....           | 5 - vs. Vermont (3/22/25)                   |
| Season.....          | 4 (2x) - Last: vs. Coastal (11/19/25)       |
| Career.....          | 10 (2x) - Last: vs. North Carolina (3/8/25) |
| <b>REBOUNDS</b>      |   |
| Conference.....      | 5 (2x) - Last: vs. Miami (2/13/25)          |
| NCAAT.....           | 8 - vs. Michigan State (3/24/25)            |
| Season.....          | 5 - vs. Coastal (11/19/25)                  |
| Career.....          | 9 - vs. Coastal (11/21/24)                  |
| <b>FG MADE</b>       |   |
| Conference.....      | 4 (2x) - Last: vs. North Carolina (3/8/25)  |
| NCAAT.....           | 1 (2x) - Last: vs. Michigan State (3/24/25) |
| Season.....          | 2 (2x) - Last: vs. Coastal (11/19/25)       |
| Career.....          | 4 (3x) - Last: vs. North Carolina (3/8/25)  |
| <b>FG ATTEMPTED</b>  |   |
| Conference.....      | 6 - vs. Miami (2/13/25)                     |
| NCAAT.....           | 2 - vs. Michigan State (3/24/25)            |
| Season.....          | 5 - vs. Maine (11/11/25)                    |
| Career.....          | 6 (3x) - Last: vs. Miami (2/13/25)          |
| <b>3FG MADE</b>      |   |
| Conference.....      |   |
| NCAAT.....           |   |
| Season.....          |   |
| Career.....          |   |
| <b>3FG ATTEMPTED</b> |   |
| Conference.....      |   |
| NCAAT.....           |   |
| Season.....          |   |
| Career.....          |   |
| <b>FT MADE</b>       |   |
| Conference.....      | 3 - at Wake Forest (1/30/25)                |
| NCAAT.....           | 3 - vs. Vermont (3/22/25)                   |
| Season.....          |   |
| Career.....          | 3 (2x) - Last: vs. Vermont (3/22/25)        |
| <b>FT ATTEMPTED</b>  |   |
| Conference.....      | 6 - at Wake Forest (1/30/25)                |
| NCAAT.....           | 4 - vs. Vermont (3/22/25)                   |
| Season.....          | 3 - vs. TCU (11/16/25)                      |
| Career.....          | 6 (2x) - Last: at Wake Forest (1/30/25)     |
| <b>ASSISTS</b>       |   |
| Conference.....      | 1 - vs. Wake Forest (2/27/25)               |
| NCAAT.....           | 1 - vs. Vermont (3/22/25)                   |
| Season.....          |   |
| Career.....          | 1 (4x) - Last: vs. Vermont (3/22/25)        |
| <b>STEALS</b>        |   |
| Conference.....      | 2 - vs. Wake Forest (2/27/25)               |
| NCAAT.....           | 1 - vs. Vermont (3/22/25)                   |
| Season.....          | 1 - vs. Coastal (11/19/25)                  |
| Career.....          | 3 - vs. Kent State (11/14/24)               |
| <b>BLOCKS</b>        |   |
| Conference.....      | 2 (2x) - Last: vs. Wake Forest (2/27/25)    |
| NCAAT.....           | 2 - vs. Michigan State (3/24/25)            |
| Season.....          | 2 - vs. Coastal (11/19/25)                  |
| Career.....          | 2 (4x) - Last: vs. Coastal (11/19/25)       |
| <b>MINUTES</b>       |   |
| Conference.....      | 16 - at Syracuse (1/23/25)                  |
| NCAAT.....           | 16 - vs. Michigan State (3/24/25)           |
| Season.....          | 10 - vs. Coastal (11/19/25)                 |
| Career.....          | 19 - vs. Old Dominion (12/8/24)             |

## SEASON STATS

| GP/GS | PPG | RPG | FG%  | 3FG% | FT% | APG | BPG | SPG | MPG |
|-------|-----|-----|------|------|-----|-----|-----|-----|-----|
| 3/0   | 3.3 | 3.3 | .455 | -    | -   | -   | 0.7 | 0.3 | 8.0 |

## GAME NOTES

- In last game appearance, logged four points, five rebounds, two blocks and one steal in 10 minutes vs. Coastal
- Shot 51.3 percent from the field with 3.2 points and 2.5 rebounds per game as a freshman
- Recorded two 10+ point games and five 5+ rebound contests
- Came up big with 10 points off 4-of-5 from the field vs. North Carolina in the ACC Tournament Semifinals
- Huge off bench in ACC wins at Syracuse (six points and five rebounds) and Duke (eight points and four boards)
- Pulled down a team-tying high nine rebounds and had five points and one block vs. Coastal Carolina
- Ranked No. 5 in the State of Illinois in the Prep Girls Hoops Rankings
- Named Class 4A Illinois Media First Team All-State, averaging 18.7 points and 11.9 rebounds per game
- Surpassed 1,000 career points and 1,000 career rebounds in high school and is the career rebounding record holder

## FASTBREAK

- Worked in the offseason on finishing and shooting a little more outside elbow jumpers, 15 footers. etc.
- Always has her lipgloss, it's a must!
- Communications major
- Wears #1 because it connects w/ idea of excellence and stands out, motivating her to push herself every day
- Chicago sports fan

## 2025-26 STATS

| Opponent         | Date       | GS | MIN   | Total  |      | 3-Pointers |      | Free throws |      | Rebounds |     |     |     | PF | A | TO | BLK | STL | PTS | AVG |
|------------------|------------|----|-------|--------|------|------------|------|-------------|------|----------|-----|-----|-----|----|---|----|-----|-----|-----|-----|
|                  |            |    |       | FG-FGA | PCT  | 3FG-3FGA   | PCT  | FT-FTA      | PCT  | OFF      | DEF | TOT | AVG |    |   |    |     |     |     |     |
| Maine            | 11/11/2025 |    | 07:51 | 2-5    | .400 | 0-0        | .000 | 0-0         | .000 | 2        | 0   | 2   | 2.0 | 0  | 0 | 0  | 0   | 0   | 4   | 4.0 |
| TCU              | 11/16/2025 |    | 06:00 | 1-2    | .500 | 0-0        | .000 | 0-3         | .000 | 3        | 0   | 3   | 2.5 | 0  | 0 | 1  | 0   | 0   | 2   | 3.0 |
| Coastal Carolina | 11/19/2025 |    | 10:12 | 2-4    | .500 | 0-0        | .000 | 0-0         | .000 | 1        | 4   | 5   | 3.3 | 4  | 0 | 3  | 2   | 1   | 4   | 3.3 |
| Totals           |            | 0  | 24:03 | 5-11   | .455 | 0-0        | .000 | 0-3         | .000 | 6        | 4   | 10  | 3.3 | 4  | 0 | 4  | 2   | 1   | 10  | 3.3 |

### Player Averages

| Games Played | Minutes/ game | Points/ game | FG Pct | 3FG Pct | FT Pct | Rebounds/ game | Assists/ game | Turnovers/ game | Assist/Turnover ratio | Steals/ game | Blocks/ game |
|--------------|---------------|--------------|--------|---------|--------|----------------|---------------|-----------------|-----------------------|--------------|--------------|
| 3            | 8.0           | 3.3          | 45.5   | 0.0     | 0.0    | 3.3            | 0.0           | 1.3             | 0.0                   | 0.3          | 0.7          |

## NOTABLE STATS

| STAT                | 24-25 | 25-26 | CAREER |
|---------------------|-------|-------|--------|
| Double Figure Pts.  | 2     | -     | 2      |
| Double Figure Rebs. | -     | -     | -      |
| Double-Doubles      | -     | -     | -      |
| 5+ Assists          | -     | -     | -      |
| 3+ Blocks           | -     | -     | -      |
| 3+ Steals           | 1     | -     | 1      |
| Led Team in Pts.    | -     | -     | -      |
| Led Team in Rebs.   | 1     | -     | 1      |
| Led Team in Asts.   | -     | -     | -      |
| 20+ Points          | -     | -     | -      |
| 30+ Points          | -     | -     | -      |

## CAREER STATS

|         |      |       |         | Field Goals |      | 3-Point  |      | F-Throws |      | Rebounds |     |     |     |       |   |    |     | Scoring |     |     |
|---------|------|-------|---------|-------------|------|----------|------|----------|------|----------|-----|-----|-----|-------|---|----|-----|---------|-----|-----|
| SEASON  | TEAM | GP-GS | MIN/AVG | FG-FGA      | FG%  | 3FG-3FGA | 3FG% | FT-FTA   | FT%  | OFF      | DEF | TOT | AVG | PF-FO | A | TO | BLK | STL     | PTS | AVG |
| 2024-25 | NCSU | 31-0  | 273/8.8 | 40-78       | .513 | 0-0      | .000 | 19-51    | .373 | 42       | 36  | 78  | 2.5 | 45-0  | 4 | 31 | 11  | 12      | 99  | 3.2 |
| 2025-26 | NCSU | 3-0   | 24/8.0  | 5-11        | .455 | 0-0      | .000 | 0-3      | .000 | 6        | 4   | 10  | 3.3 | 4-0   | 0 | 4  | 2   | 1       | 10  | 3.3 |
| TOTAL   |      | 34-0  | 297/8.7 | 45-89       | .506 | 0-0      | .000 | 19-54    | .352 | 48       | 40  | 88  | 2.6 | 49-0  | 4 | 35 | 13  | 13      | 109 | 3.2 |



2

Qadance Samuels | Jr. | 6-0 | G | Forestville. Md. (Bishop McNamara/UConn)

CAREER STATS

|                        |   |
|------------------------|---|
| POINTS                 |   |
| ACC                    | 5 - at Miami (12/14/25)                     |
| NCAAT                  | 3 (2x) - Last: vs. USC (4/1/24) #           |
| Season                 | 11 - vs. Southern Miss (11/28/25)           |
| Career                 | 18 - at TMU (12/20/23) #                    |
| REBOUNDS               |   |
| ACC                    | 4 - at Miami (12/14/25)                     |
| NCAAT                  | 2 - vs. USC (4/1/24) #                      |
| Season                 | 7 - vs. Coastal (11/19/25)                  |
| Career                 | 9 - TMU (12/20/23) #                        |
| FG MADE                |   |
| ACC                    | 2 - at Miami (12/14/25)                     |
| NCAAT                  | 1 (2x) - Last: vs. USC (4/1/24) #           |
| Season                 | 4 (2x) - Last: vs. Southern Miss (11/28/25) |
| Career                 | 7 - at TMU (12/20/23) #                     |
| FG ATTEMPTED           |   |
| ACC                    | 6 - at Miami (12/14/25)                     |
| NCAAT                  | 3 - vs. USC (4/1/24) #                      |
| Season                 | 11 - vs. Coastal (11/19/25)                 |
| Career                 | 12 - at Xavier (2/14/24) #                  |
| 3FG MADE               |   |
| ACC                    | 1 - at Miami (12/14/25)                     |
| NCAAT                  | 1 (2x) - Last: vs. USC (4/1/24) #           |
| Season                 | 3 - vs. Southern Miss (11/28/25)            |
| Career                 | 4 - at NC State (11/12/23) #                |
| 3FG ATTEMPTED          |   |
| ACC                    | 2 - at Miami (12/14/25)                     |
| NCAAT                  | 3 - vs. USC (4/1/24) #                      |
| Season                 | 7 - vs. Coastal (11/19/25)                  |
| Career                 | 8 - at NC State (11/12/23) #                |
| FT MADE                |   |
| ACC                    |   |
| NCAAT                  |   |
| Season                 | 2 (5x) - Last: vs. Seton Hall (12/7/25)     |
| Career                 | 2 (9x) - Last: vs. Seton Hall (12/7/25)     |
| FT ATTEMPTED           |   |
| ACC                    |   |
| NCAAT                  |   |
| Season                 | 2 (5x) - Last: vs. Seton Hall (12/7/25)     |
| Career                 | 2 (14x) - Last: vs. Seton Hall (12/7/25)    |
| ASSISTS                |   |
| ACC                    | 2 - at Miami (12/14/25)                     |
| NCAAT                  | 1 - vs. USC (4/1/24) #                      |
| Season                 | 2 (3x) - Last: at Miami (12/14/25)          |
| Career                 | 3 - at TMU (12/20/23) #                     |
| STEALS                 |   |
| ACC                    |   |
| NCAAT                  | 1 - vs. USC (4/1/24) #                      |
| Season                 | 2 - at Oklahoma (12/3/25)                   |
| Career                 | 2 (5x) - Last: vs. Xavier (1/8/25) #        |
| BLOCKS                 |   |
| ACC                    |   |
| NCAAT                  |   |
| Season                 | 1 (5x) - Last: vs. Green Bay (11/27/25)     |
| Career                 | 1 (16x) - Last: vs. Green Bay (11/27/25)    |
| MINUTES                |   |
| ACC                    | 15 - at Miami (12/14/25)                    |
| NCAAT                  | 14 - vs. USC (4/1/24) #                     |
| Season                 | 30 - vs. Tennessee (11/4/25)                |
| Career                 | 30 - vs. Tennessee (11/4/25)                |
| # - at UConn (2023-25) |   |

NOTABLE STATS

|                    |       |       |       |        |
|--------------------|-------|-------|-------|--------|
| STAT               | 23-24 | 24-25 | 25-26 | Career |
| Double Figure Pts. | 5     | -     | 1     | 6      |
| Double Figure Rebs | -     | -     | -     | -      |
| Double-Doubles     | -     | -     | -     | -      |
| 5+ Assists         | -     | -     | -     | -      |
| 3+ Blocks          | -     | -     | -     | -      |
| 3+ Steals          | -     | -     | -     | -      |
| Led Team in Pts.   | -     | -     | -     | -      |
| Led Team in Rebs.  | -     | 1     | -     | 1      |
| Led Team in Asts.  | -     | -     | -     | -      |
| 20+ Points         | -     | -     | -     | -      |
| 30+ Points         | -     | -     | -     | -      |

CAREER STATS

SEASON STATS

|       |     |     |      |      |      |     |     |     |      |
|-------|-----|-----|------|------|------|-----|-----|-----|------|
| GP/GS | PPG | RPG | FG%  | 3FG% | FT%  | APG | BPG | SPG | MPG  |
| 11/8  | 5.5 | 4.0 | .294 | .282 | .909 | 0.8 | 0.5 | 0.4 | 23.1 |

GAME NOTES

- Registered five points, four rebounds and two assists in 15 minutes at Miami
- Started in first eight of 11 games with the Tennessee game being her first career start
- Named a 2025 NCAA Champion with the Huskies
- Played significant minutes for the Huskies as a freshman, tallying 5.0 points and 2.6 rebounds per game
- Logged 14 points off 4-of-8 from 3-point land at NC State
- Named BIG EAST Freshman of the Week following her first week of collegiate basketball in 2023
- Registered a near double-double of 18 points and nine rebounds with three assists and two steals vs. TMU
- No. 41-ranked recruit by ESPN in the Class of 2023, and a four-star recruit
- Averaged 17.6 points, 7.8 rebounds and 2.1 steals per game as a junior in high school at Bishop McNamara

FASTBREAK

- Second oldest of seven children and comes from a huge basketball family
- Known for doing the dirty work, diving for balls in practice
- Has known Coach Moore since seventh grade, loves NC State environment and ACC is good fit for her
- Has one blue eyebrow to honor her grandmother who passed away - blue was her favorite color
- Off the court, likes to model, sing and paint

2025-26 STATS

| Opponent               | Date       | GS | MIN      | Total  |      | 3-Pointers |      | Free throws |       | Rebounds |     | PF  |     | A  |   | TO |     | BLK |     | STL |  | PTS |  | AVG |
|------------------------|------------|----|----------|--------|------|------------|------|-------------|-------|----------|-----|-----|-----|----|---|----|-----|-----|-----|-----|--|-----|--|-----|
|                        |            |    |          | FG-FGA | PCT  | 3FG-3FGA   | PCT  | FT-FTA      | PCT   | OFF      | DEF | TOT | AVG | PF | A | TO | BLK | STL | PTS |     |  |     |  |     |
| vs Tennessee           | 11/04/2025 | *  | 29:56    | 1-8    | .125 | 1-4        | .250 | 1-2         | .500  | 1        | 2   | 3   | 3.0 | 2  | 2 | 0  | 1   | 0   | 4   | 4.0 |  |     |  |     |
| vs Southern California | 11/09/2025 | *  | 28:46    | 4-8    | .500 | 1-4        | .250 | 0-0         | .000  | 0        | 3   | 3   | 3.0 | 3  | 0 | 2  | 1   | 0   | 9   | 6.5 |  |     |  |     |
| Maine                  | 11/11/2025 | *  | 21:42    | 0-4    | .000 | 0-3        | .000 | 0-0         | .000  | 1        | 2   | 3   | 3.0 | 0  | 2 | 1  | 0   | 0   | 0   | 4.3 |  |     |  |     |
| TCU                    | 11/16/2025 | *  | 27:22    | 2-6    | .333 | 1-3        | .333 | 2-2         | 1.000 | 3        | 2   | 5   | 3.5 | 1  | 0 | 1  | 1   | 1   | 7   | 5.0 |  |     |  |     |
| Coastal Carolina       | 11/19/2025 | *  | 19:29    | 3-11   | .273 | 1-7        | .143 | 1-1         | 1.000 | 2        | 5   | 7   | 4.2 | 0  | 0 | 1  | 1   | 0   | 8   | 5.6 |  |     |  |     |
| Rhode Island           | 11/23/2025 | *  | 23:22    | 1-4    | .250 | 1-2        | .500 | 2-2         | 1.000 | 0        | 4   | 4   | 4.2 | 2  | 0 | 2  | 0   | 0   | 5   | 5.5 |  |     |  |     |
| vs Green Bay           | 11/27/2025 | *  | 20:43    | 2-7    | .286 | 1-3        | .333 | 2-2         | 1.000 | 2        | 1   | 3   | 4.0 | 4  | 0 | 0  | 1   | 0   | 7   | 5.7 |  |     |  |     |
| vs Southern Miss.      | 11/28/2025 | *  | 15:52    | 4-6    | .667 | 3-4        | .750 | 0-0         | .000  | 0        | 5   | 5   | 4.1 | 0  | 1 | 1  | 0   | 1   | 11  | 6.4 |  |     |  |     |
| at Oklahoma            | 12/03/2025 | *  | 28:42    | 0-5    | .000 | 0-4        | .000 | 0-0         | .000  | 0        | 3   | 3   | 4.0 | 3  | 1 | 0  | 0   | 2   | 0   | 5.7 |  |     |  |     |
| Seton Hall             | 12/07/2025 | *  | 22:56    | 1-3    | .333 | 1-3        | .333 | 2-2         | 1.000 | 1        | 3   | 4   | 4.0 | 1  | 1 | 1  | 0   | 0   | 5   | 5.6 |  |     |  |     |
| at Miami (FL)          | 12/14/2025 | *  | 15:02    | 2-6    | .333 | 1-2        | .500 | 0-0         | .000  | 3        | 1   | 4   | 4.0 | 1  | 2 | 1  | 0   | 0   | 5   | 5.5 |  |     |  |     |
| Totals                 |            |    | 8 253:52 | 20-68  | .294 | 11-39      | .282 | 10-11       | .909  | 13       | 31  | 44  | 4.0 | 17 | 9 | 10 | 5   | 4   | 61  | 5.5 |  |     |  |     |

Player Averages

| Games Played | Minutes/game | Points/game | FG Pct | 3FG Pct | FT Pct | Rebounds/game | Assists/game | Turnovers/game | Assist/Turnover ratio | Steals/game | Blocks/game |
|--------------|--------------|-------------|--------|---------|--------|---------------|--------------|----------------|-----------------------|-------------|-------------|
| 11           | 23.1         | 5.5         | 29.4   | 28.2    | 90.9   | 4.0           | 0.8          | 0.9            |                       | 0.9         | 0.5         |

| SEASON         | TEAM  | GP-GS | MIN/AVG  | Field Goals |      | 3-Point  |      | F-Throws |      | Rebounds |     | PF-FO |     | A    |    | TO |    | BLK |     | STL |     | PTS |  | Scoring |
|----------------|-------|-------|----------|-------------|------|----------|------|----------|------|----------|-----|-------|-----|------|----|----|----|-----|-----|-----|-----|-----|--|---------|
|                |       |       |          | FG-FGA      | FG%  | 3FG-3FGA | 3FG% | FT-FTA   | FT%  | OFF      | DEF | TOT   | AVG | PF   | FO | A  | TO | BLK | STL | PTS | AVG |     |  |         |
| 2023-24        | UConn | 36-0  | 443/12.3 | 68-169      | .402 | 35-99    | .354 | 9-17     | .529 | 23       | 70  | 93    | 2.6 | 42-0 | 17 | 23 | 10 | 16  | 180 | 5.0 |     |     |  |         |
| 2024-25        | UConn | 33-0  | 183/5.5  | 16-49       | .327 | 6-25     | .240 | 5-7      | .714 | 7        | 21  | 28    | 0.8 | 18-1 | 2  | 17 | 4  | 6   | 43  | 1.3 |     |     |  |         |
| 2025-26        | NCSU  | 11-8  | 254/23.1 | 20-68       | .294 | 11-39    | .282 | 10-11    | .909 | 13       | 31  | 44    | 4.0 | 17-0 | 9  | 10 | 5  | 4   | 61  | 5.5 |     |     |  |         |
| TOTAL FOR NCSU |       | 11-8  | 254/23.1 | 20-68       | .294 | 11-39    | .282 | 10-11    | .909 | 13       | 31  | 44    | 4.0 | 17-0 | 9  | 10 | 5  | 4   | 61  | 5.5 |     |     |  |         |
| TOTAL          |       | 80-8  | 879/11.0 | 104-286     | .364 | 52-163   | .319 | 24-35    | .686 | 43       | 122 | 165   | 2.1 | 77-1 | 28 | 50 | 19 | 26  | 284 | 3.6 |     |     |  |         |





3 Zamareya Jones | So. | 5-7 | G | Greenville, N.C. (North Pitt)

CAREER STATS

|               |        |                                      |
|---------------|--------|--------------------------------------|
| POINTS        |        |                                      |
| Conference    | 18     | - at Louisville (12/15/24)           |
| NCAAT         | 13     | - vs. LSU (3/28/25)                  |
| Season        | 26     | - at Oklahoma (12/3/25)              |
| Career        | 26     | - at Oklahoma (12/3/25)              |
| REBOUNDS      |        |                                      |
| Conference    | 3 (2x) | - Last: vs. VT (1/26/25)             |
| NCAAT         | 1      | - vs. LSU (3/28/25)                  |
| Season        | 8      | - at Oklahoma (12/3/25)              |
| Career        | 8      | - at Oklahoma (12/3/25)              |
| FG MADE       |        |                                      |
| Conference    | 7      | - at Louisville (12/15/24)           |
| NCAAT         | 5      | - vs. Michigan State (3/24/25)       |
| Season        | 9      | - at Oklahoma (12/3/25)              |
| Career        | 9      | - at Oklahoma (12/3/25)              |
| FG ATTEMPTED  |        |                                      |
| Conference    | 10     | - at Miami (12/14/25)                |
| NCAAT         | 9 (2x) | - Last: vs. LSU (3/28/25)            |
| Season        | 24     | - at Oklahoma (12/3/25)              |
| Career        | 24     | - at Oklahoma (12/3/25)              |
| 3FG MADE      |        |                                      |
| Conference    | 3 (2x) | - Last: at Miami (12/14/25)          |
| NCAAT         | 2      | - vs. Michigan State (3/24/25)       |
| Season        | 3 (3x) | - Last: at Miami (12/14/25)          |
| Career        | 4 (2x) | - Last: vs. Ole Miss (12/5/24)       |
| 3FG ATTEMPTED |        |                                      |
| Conference    | 5      | - vs. Miami (2/13/25)                |
| NCAAT         | 5      | - vs. LSU (3/28/25)                  |
| Season        | 10     | - vs. Rhode Island (11/23/25)        |
| Career        | 10     | - vs. Rhode Island (11/23/25)        |
| FT MADE       |        |                                      |
| Conference    | 3      | - at Wake Forest (1/30/25)           |
| NCAAT         |        |                                      |
| Season        | 6      | - at Oklahoma (12/3/25)              |
| Career        | 6      | - at Oklahoma (12/3/25)              |
| FT ATTEMPTED  |        |                                      |
| Conference    | 6      | - at Wake Forest (1/30/25)           |
| NCAAT         |        |                                      |
| Season        | 8      | - at Oklahoma (12/3/25)              |
| Career        | 8      | - at Oklahoma (12/3/25)              |
| ASSISTS       |        |                                      |
| Conference    | 4 (2x) | - Last: at Miami (12/14/25)          |
| NCAAT         | 1      | - vs. Michigan State (3/24/25)       |
| Season        | 8 (2x) | - Last: vs. Southern Miss (11/28/25) |
| Career        | 8 (2x) | - Last: vs. Southern Miss (11/28/25) |
| STEALS        |        |                                      |
| Conference    | 1 (5x) | - Last: at Miami (12/14/25)          |
| NCAAT         | 1 (2x) | - Last: vs. LSU (3/28/25)            |
| Season        | 4      | - vs. Coastal (11/19/25)             |
| Career        | 4      | - vs. Coastal (11/19/25)             |
| BLOCKS        |        |                                      |
| Conference    | 1 (5x) | - Last: at SMU (3/2/25)              |
| NCAAT         |        |                                      |
| Season        | 2      | - vs. Maine (11/11/25)               |
| Career        | 3      | - vs. Old Dominion (12/8/24)         |
| MINUTES       |        |                                      |
| Conference    | 27     | - at Miami (12/14/25)                |
| NCAAT         | 18     | - vs. LSU (3/28/25)                  |
| Season        | 41     | - at Oklahoma (12/3/25)              |
| Career        | 41     | - at Oklahoma (12/3/25)              |

NOTABLE STATS

| STAT                | 24-25 | 25-26 | CAREER |
|---------------------|-------|-------|--------|
| Double Figure Pts.  | 10    | 9     | 19     |
| Double Figure Rebs. | -     | -     | -      |
| Double-Doubles      | -     | -     | -      |
| 5+ Assists          | 2     | 5     | 7      |
| 3+ Blocks           | 1     | -     | 1      |
| 3+ Steals           | -     | 2     | 2      |
| Led Team in Pts.    | 3     | 4     | 7      |
| Led Team in Rebs.   | -     | -     | -      |
| Led Team in Assts.  | 5     | 7     | 12     |
| 20+ Points          | -     | 1     | 1      |
| 30+ Points          | -     | -     | -      |

SEASON STATS

| GP/GS | PPG  | RPG | FG%  | 3FG% | FT%  | APG | BPG | SPG | MPG  |
|-------|------|-----|------|------|------|-----|-----|-----|------|
| 11/11 | 13.7 | 4.0 | .399 | .323 | .727 | 3.7 | 0.2 | 1.4 | 29.6 |

GAME NOTES

- Coming off 16 points, two rebounds, four assists and one steal at Miami
- Logged career-high 26 points with eight rebounds and two steals at No. 9/9 Oklahoma
- Has averaged 17.0 points, 4.8 rebounds and 4.4 assists per game in the past five outings
- Came up big vs. No. 8/9 Tennessee with 18 points and scored or assisted on final 11, with five assists
- No. 4 in assist/turnover ratio (2.4) and No. 10 in assists in the ACC
- Tabbed to Ann Meyers-Drysdale Shooting Guard of the Year Watchlist
- Played in 30 games, while starting in two to average a bench's most 16.8 minutes per game as a freshman
- Her 35 3-pointers marked the seventh most made by a freshman & 3-point percentage was the eighth best (.350)
- Went 4-of-4 from 3-point in the second quarter vs. Ole Miss with the four 3s tied for a program quarter record
- Ranked No. 17 at time of her signing in the 2024 HoopGurlz Recruiting Rankings - ESPNW 100, five-star recruit

FASTBREAK

- Goes by Zam on all references
- Enjoys playing Lego's and has a collection of them in her room at home, as well as a motorcycle of Lego's
- Dedicates her playing to her god-brother, Dontavious who passed away in 2021 with cancer (writes LL Tay3 on her shoes and points up to the sky before every game)
- Goals of winning an ACC Championship and going to the Final Four
- With no seniors on the team, she knows she has to be more vocal and encouraging to the freshmen

2025-26 STATS

| Opponent               | Date       | GS | MIN   | Total  |        | 3-Pointers |       | Free throws |       | Rebounds |     |     |     | PF  |    |     |     | PTS |     |      |      | AVG |
|------------------------|------------|----|-------|--------|--------|------------|-------|-------------|-------|----------|-----|-----|-----|-----|----|-----|-----|-----|-----|------|------|-----|
|                        |            |    |       | FG-FGA | PCT    | 3FG-3FGA   | PCT   | FT-FTA      | PCT   | OFF      | DEF | TOT | AVG | A   | TO | BLK | STL | PTS | AVG |      |      |     |
| vs Tennessee           | 11/04/2025 | *  | 34:09 | 6-14   | .429   | 2-4        | .500  | 4-4         | 1.000 | 0        | 3   | 3   | 3.0 | 3   | 5  | 1   | 0   | 1   | 18  | 18.0 |      |     |
| vs Southern California | 11/09/2025 | *  | 19:45 | 3-9    | .333   | 2-5        | .400  | 0-2         | .000  | 0        | 1   | 1   | 2.0 | 4   | 0  | 2   | 0   | 0   | 8   | 13.0 |      |     |
| Maine                  | 11/11/2025 | *  | 31:10 | 4-10   | .400   | 1-5        | .200  | 1-2         | .500  | 0        | 7   | 7   | 3.7 | 2   | 5  | 3   | 2   | 1   | 10  | 12.0 |      |     |
| TCU                    | 11/16/2025 | *  | 22:16 | 0-9    | .000   | 0-3        | .000  | 0-0         | .000  | 0        | 1   | 1   | 3.0 | 1   | 0  | 0   | 0   | 0   | 0   | 9.0  |      |     |
| Coastal Carolina       | 11/19/2025 | *  | 30:53 | 5-11   | .455   | 1-4        | .250  | 2-2         | 1.000 | 0        | 6   | 6   | 3.6 | 2   | 8  | 3   | 0   | 4   | 13  | 9.8  |      |     |
| Rhode Island           | 11/23/2025 | *  | 28:46 | 7-18   | .389   | 3-10       | .300  | 0-0         | .000  | 0        | 2   | 2   | 3.3 | 2   | 1  | 4   | 0   | 1   | 17  | 11.0 |      |     |
| vs Green Bay           | 11/27/2025 | *  | 29:54 | 7-13   | .538   | 3-7        | .429  | 0-1         | .000  | 0        | 3   | 3   | 3.3 | 1   | 2  | 1   | 0   | 0   | 17  | 11.9 |      |     |
| vs Southern Miss.      | 11/28/2025 | *  | 27:48 | 6-10   | .600   | 2-5        | .400  | 0-0         | .000  | 0        | 4   | 4   | 3.4 | 1   | 8  | 1   | 0   | 3   | 14  | 12.1 |      |     |
| at Oklahoma            | 12/03/2025 | *  | 41:26 | 9-24   | .375   | 2-9        | .222  | 6-8         | .750  | 1        | 7   | 8   | 3.9 | 2   | 3  | 1   | 0   | 2   | 26  | 13.7 |      |     |
| Seton Hall             | 12/07/2025 | *  | 32:15 | 4-15   | .267   | 2-9        | .222  | 2-2         | 1.000 | 1        | 6   | 7   | 4.2 | 3   | 5  | 1   | 0   | 2   | 12  | 13.5 |      |     |
| at Miami (FL)          | 12/14/2025 | *  | 27:25 | 6-10   | .600   | 3-4        | .750  | 1-1         | 1.000 | 0        | 2   | 2   | 4.0 | 1   | 4  | 0   | 0   | 1   | 16  | 13.7 |      |     |
| Totals                 |            |    | 11    | 325:48 | 57-143 | .399       | 21-65 | .323        | 16-22 | .727     | 2   | 42  | 44  | 4.0 | 22 | 41  | 17  | 2   | 15  | 151  | 13.7 |     |

Player Averages

| Games Played | Minutes/ game | Points/ game | FG Pct | 3FG Pct | FT Pct | Rebounds/ game | Assists/ game | Turnovers/ game | Assist/Turnover ratio | Steals/ game | Blocks/ game |
|--------------|---------------|--------------|--------|---------|--------|----------------|---------------|-----------------|-----------------------|--------------|--------------|
| 11           | 29.6          | 13.7         | 39.9   | 32.3    | 72.7   | 4.0            | 3.7           | 1.5             | 2.4                   | 1.4          | 0.2          |

CAREER STATS

| SEASON  | TEAM | GP-GS | MIN/AVG  | Field Goals |      | 3-Point  |      | F-Throws |      | Rebounds |     |     |     | Scoring |    |    |         |
|---------|------|-------|----------|-------------|------|----------|------|----------|------|----------|-----|-----|-----|---------|----|----|---------|
|         |      |       |          | FG-FGA      | FG%  | 3FG-3FGA | 3FG% | FT-FTA   | FT%  | OFF      | DEF | TOT | AVG | PF-FO   | A  | TO | BLK STL |
| 2024-25 | NCSU | 30-2  | 503/16.8 | 78-197      | .396 | 35-100   | .350 | 23-38    | .605 | 5        | 39  | 44  | 1.5 | 33-0    | 44 | 44 | 10 12   |
| 2025-26 | NCSU | 11-11 | 326/29.6 | 57-143      | .399 | 21-65    | .323 | 16-22    | .727 | 2        | 42  | 44  | 4.0 | 22-0    | 41 | 17 | 2 15    |
| TOTAL   |      | 41-13 | 829/20.2 | 135-340     | .397 | 56-165   | .339 | 39-60    | .650 | 7        | 81  | 88  | 2.1 | 55-0    | 85 | 61 | 12 27   |



7 Destiny "Ky'She" Lunan | Fr. | 5-10 | G | Goodyear, Ariz. (Millennium)

CAREER STATS

|                      |   |
|----------------------|---|
| <b>POINTS</b>        |   |
| Conference.....      | 11 - at Miami (12/14/25)                    |
| NCAAT.....           |   |
| Season.....          | 11 (2x) - Last: at Miami (12/14/25)         |
| Career.....          | 11 (2x) - Last: at Miami (12/14/25)         |
| <b>REBOUNDS</b>      |   |
| Conference.....      | 4 - at Miami (12/14/25)                     |
| NCAAT.....           |   |
| Season.....          | 5 - vs. Maine (11/11/25)                    |
| Career.....          | 5 - vs. Maine (11/11/25)                    |
| <b>FG MADE</b>       |   |
| Conference.....      | 4 - at Miami (12/14/25)                     |
| NCAAT.....           |   |
| Season.....          | 4 - at Miami (12/14/25)                     |
| Career.....          | 4 - at Miami (12/14/25)                     |
| <b>FG ATTEMPTED</b>  |   |
| Conference.....      | 10 - at Miami (12/14/25)                    |
| NCAAT.....           |   |
| Season.....          | 10 - at Miami (12/14/25)                    |
| Career.....          | 10 - at Miami (12/14/25)                    |
| <b>3FG MADE</b>      |   |
| Conference.....      | 1 - at Miami (12/14/25)                     |
| NCAAT.....           |   |
| Season.....          | 2 (2x) - Last: vs. Rhode Island (11/23/25)  |
| Career.....          | 2 (2x) - Last: vs. Rhode Island (11/23/25)  |
| <b>3FG ATTEMPTED</b> |   |
| Conference.....      | 2 - at Miami (12/14/25)                     |
| NCAAT.....           |   |
| Season.....          | 3 - vs. Coastal (11/19/25)                  |
| Career.....          | 3 - vs. Coastal (11/19/25)                  |
| <b>FT MADE</b>       |   |
| Conference.....      | 2 - at Miami (12/14/25)                     |
| NCAAT.....           |   |
| Season.....          | 4 - vs. Southern Miss (11/28/25)            |
| Career.....          | 4 - vs. Southern Miss (11/28/25)            |
| <b>FT ATTEMPTED</b>  |   |
| Conference.....      | 2 - at Miami (12/14/25)                     |
| NCAAT.....           |   |
| Season.....          | 4 (2x) - Last: vs. Southern Miss (11/28/25) |
| Career.....          | 4 (2x) - Last: vs. Southern Miss (11/28/25) |
| <b>ASSISTS</b>       |   |
| Conference.....      |   |
| NCAAT.....           |   |
| Season.....          | 3 (2x) - Last: vs. Southern Miss (11/28/25) |
| Career.....          | 3 (2x) - Last: vs. Southern Miss (11/28/25) |
| <b>STEALS</b>        |   |
| Conference.....      | 1 - at Miami (12/14/25)                     |
| NCAAT.....           |   |
| Season.....          | 4 - vs. TCU (11/16/25)                      |
| Career.....          | 4 - vs. TCU (11/16/25)                      |
| <b>BLOCKS</b>        |   |
| Conference.....      |   |
| NCAAT.....           |   |
| Season.....          |   |
| Career.....          |   |
| <b>MINUTES</b>       |   |
| Conference.....      | 24 - at Miami (12/14/25)                    |
| NCAAT.....           |   |
| Season.....          | 24 - at Miami (12/14/25)                    |
| Career.....          | 24 - at Miami (12/14/25)                    |

NOTABLE STATS

| STAT                | 25-26 | Career |
|---------------------|-------|--------|
| Double Figure Pts.  | 3     | 3      |
| Double Figure Rebs. | -     | -      |
| Double-Doubles      | -     | -      |
| 5+ Assists          | -     | -      |
| 3+ Blocks           | -     | -      |
| 3+ Steals           | 1     | 1      |
| Led Team in Pts.    | -     | -      |
| Led Team in Rebs.   | -     | -      |
| Led Team in Asts.   | -     | -      |
| 20+ Points          | -     | -      |
| 30+ Points          | -     | -      |

SEASON STATS

| GP/GS | PPG | RPG | FG%  | 3FG% | FT%  | APG | BPG | SPG | MPG  |
|-------|-----|-----|------|------|------|-----|-----|-----|------|
| 11/0  | 5.5 | 1.6 | .444 | .450 | .688 | 1.0 | 0.0 | 0.7 | 15.3 |

GAME NOTES

- Coming off career-high matching 11 points, four rebounds and one steal in 24 minutes off the bench at Miami
- Has logged three double-digit scoring games
- Logged 10 points w/ four steals vs. No. 17/12 TCU; the steals are second most by ACC freshman this year
- Ranked No. 65 in the final 2025 HoopGurlz Recruiting Rankings - ESPNW Top 100 and four-star recruit
- Named a McDonald's All-American nominee
- Tabbed the Arizona Gatorade Player of the Year and MaxPreps Player of the Year
- Finished her stellar senior season at Millennium High School, averaging 20.6 points, 4.6 rebounds, 4.2 steals and 3.1 assists per game
- Led Millennium High School to a Open State Championship, dropping 37 points to outscore opposing team

FASTBREAK

- Nicknamed Ky'She, inspired by her role model and favorite basketball player Kyrie Irving (dad gave nickname)
- Calls her style unorthodox, going off feel and being unpredictable
- Born in Minnesota and lives in Minnesota, while her grandma lives in Charlotte
- Prays before every game and listens to gospel
- Wears #7 because it represents the number of completion in the Bible and is her lucky number

2025-26 STATS

| Opponent               | Date       | GS | MIN    | Total  |      | 3-Pointers |       | Free throws |       | Rebounds |     | PF | A   | TO | BLK | STL | PTS | AVG |     |     |
|------------------------|------------|----|--------|--------|------|------------|-------|-------------|-------|----------|-----|----|-----|----|-----|-----|-----|-----|-----|-----|
|                        |            |    |        | FG-FGA | PCT  | 3FG-3FGA   | PCT   | FT-FTA      | PCT   | OFF      | DEF |    |     |    |     |     |     |     | TOT | AVG |
| vs Tennessee           | 11/04/2025 |    | 05:09  | 2-4    | .500 | 1-1        | 1.000 | 0-0         | .000  | 0        | 1   | 1  | 1.0 | 1  | 1   | 3   | 0   | 5   | 5.0 |     |
| vs Southern California | 11/09/2025 |    | 07:03  | 0-2    | .000 | 0-1        | .000  | 0-0         | .000  | 0        | 1   | 1  | 1.0 | 1  | 0   | 2   | 0   | 1   | 0   | 2.5 |
| Maine                  | 11/11/2025 |    | 17:37  | 0-3    | .000 | 0-2        | .000  | 0-0         | .000  | 0        | 5   | 5  | 2.3 | 0  | 3   | 1   | 0   | 1   | 0   | 1.7 |
| TCU                    | 11/16/2025 |    | 21:38  | 3-5    | .600 | 1-2        | .500  | 3-4         | .750  | 0        | 0   | 0  | 1.8 | 3  | 1   | 1   | 0   | 4   | 10  | 3.8 |
| Coastal Carolina       | 11/19/2025 |    | 14:05  | 2-3    | .667 | 2-3        | .667  | 0-0         | .000  | 0        | 1   | 1  | 1.6 | 2  | 0   | 2   | 0   | 0   | 6   | 4.2 |
| Rhode Island           | 11/23/2025 |    | 15:27  | 3-5    | .600 | 2-2        | 1.000 | 0-0         | .000  | 0        | 4   | 4  | 2.0 | 2  | 1   | 3   | 0   | 1   | 8   | 4.8 |
| vs Green Bay           | 11/27/2025 |    | 17:16  | 0-2    | .000 | 0-2        | .000  | 1-4         | .250  | 0        | 0   | 0  | 1.7 | 2  | 1   | 1   | 0   | 0   | 1   | 4.3 |
| vs Southern Miss.      | 11/28/2025 |    | 21:12  | 3-5    | .600 | 1-2        | .500  | 4-4         | 1.000 | 0        | 0   | 0  | 1.5 | 0  | 3   | 0   | 0   | 0   | 11  | 5.1 |
| at Oklahoma            | 12/03/2025 |    | 10:21  | 1-2    | .500 | 0-1        | .000  | 1-2         | .500  | 0        | 0   | 0  | 1.3 | 2  | 0   | 3   | 0   | 0   | 3   | 4.9 |
| Seton Hall             | 12/07/2025 |    | 13:57  | 2-4    | .500 | 1-2        | .500  | 0-0         | .000  | 0        | 2   | 2  | 1.4 | 3  | 0   | 2   | 0   | 0   | 5   | 4.9 |
| at Miami (FL)          | 12/14/2025 |    | 24:16  | 4-10   | .400 | 1-2        | .500  | 2-2         | 1.000 | 0        | 4   | 4  | 1.6 | 3  | 1   | 0   | 0   | 1   | 11  | 5.5 |
| Totals                 |            | 0  | 168:01 | 20-45  | .444 | 9-20       | .450  | 11-16       | .688  | 0        | 18  | 18 | 1.6 | 19 | 11  | 18  | 0   | 8   | 60  | 5.5 |

Player Averages

| Games Played | Minutes/ game | Points/ game | FG Pct | 3FG Pct | FT Pct | Rebounds/ game | Assists/ game | Turnovers/ game | Assist/Turnover ratio | Steals/ game | Blocks/ game |
|--------------|---------------|--------------|--------|---------|--------|----------------|---------------|-----------------|-----------------------|--------------|--------------|
| 11           | 15.3          | 5.5          | 44.4   | 45.0    | 68.8   | 1.6            | 1.0           | 1.6             | 0.6                   | 0.7          | 0.0          |

CAREER STATS

|         |      |       |          | Field Goals |      | 3-Point  |      | F-Throws |      | Rebounds |     |     |     |       |    |    |     |     | Scoring |     |
|---------|------|-------|----------|-------------|------|----------|------|----------|------|----------|-----|-----|-----|-------|----|----|-----|-----|---------|-----|
| SEASON  | TEAM | GP-GS | MIN/AVG  | FG-FGA      | FG%  | 3FG-3FGA | 3FG% | FT-FTA   | FT%  | OFF      | DEF | TOT | AVG | PF-FO | A  | TO | BLK | STL | PTS     | AVG |
| 2025-26 | NCSU | 11-0  | 168/15.3 | 20-45       | .444 | 9-20     | .450 | 11-16    | .688 | 0        | 18  | 18  | 1.6 | 19-0  | 11 | 18 | 0   | 8   | 60      | 5.5 |
| TOTAL   |      | 11-0  | 168/15.3 | 20-45       | .444 | 9-20     | .450 | 11-16    | .688 | 0        | 18  | 18  | 1.6 | 19-0  | 11 | 18 | 0   | 8   | 60      | 5.5 |



10 Adelaide Jernigan | Fr. | 5-11 | G | Winston Salem, N.C. (Bishop McGuinness)

CAREER STATS

|                      |   |
|----------------------|---|
| <b>POINTS</b>        |   |
| Conference.....      |   |
| NCAAT.....           |   |
| Season.....          | 10 - vs. Southern Miss (11/28/25)           |
| Career.....          | 10 - vs. Southern Miss (11/28/25)           |
| <b>REBOUNDS</b>      |   |
| Conference.....      | 1 - at Miami (12/14/25)                     |
| NCAAT.....           |   |
| Season.....          | 2 (2x) - Last: vs. Southern Miss (11/28/25) |
| Career.....          | 2 (2x) - Last: vs. Southern Miss (11/28/25) |
| <b>FG MADE</b>       |   |
| Conference.....      |   |
| NCAAT.....           |   |
| 24-25 Season.....    | 4 - vs. Southern Miss (11/28/25)            |
| Career.....          | 4 - vs. Southern Miss (11/28/25)            |
| <b>FG ATTEMPTED</b>  |   |
| Conference.....      | 4 - at Miami (12/14/25)                     |
| NCAAT.....           |   |
| Season.....          | 6 - vs. Southern Miss (11/28/25)            |
| Career.....          | 6 - vs. Southern Miss (11/28/25)            |
| <b>3FG MADE</b>      |   |
| Conference.....      |   |
| NCAAT.....           |   |
| Season.....          | 2 - vs. Southern Miss (11/28/25)            |
| Career.....          | 2 - vs. Southern Miss (11/28/25)            |
| <b>3FG ATTEMPTED</b> |   |
| Conference.....      | 1 - at Miami (12/14/25)                     |
| NCAAT.....           |   |
| Season.....          | 4 - vs. Southern Miss (11/28/25)            |
| Career.....          | 4 - vs. Southern Miss (11/28/25)            |
| <b>FT MADE</b>       |   |
| Conference.....      |   |
| NCAAT.....           |   |
| Season.....          | 1 - vs. Coastal (11/19/25)                  |
| Career.....          | 1 - vs. Coastal (11/19/25)                  |
| <b>FT ATTEMPTED</b>  |   |
| Conference.....      |   |
| NCAAT.....           |   |
| Season.....          | 1 - vs. Southern Miss (11/28/25)            |
| Career.....          | 1 - vs. Southern Miss (11/28/25)            |
| <b>ASSISTS</b>       |   |
| Conference.....      |   |
| NCAAT.....           |   |
| Season.....          | 1 - vs. Coastal (11/19/25)                  |
| Career.....          | 1 - vs. Coastal (11/19/25)                  |
| <b>STEALS</b>        |   |
| Conference.....      |   |
| NCAAT.....           |   |
| Season.....          | 1 - vs. Southern Miss (11/28/25)            |
| Career.....          | 1 - vs. Southern Miss (11/28/25)            |
| <b>BLOCKS</b>        |   |
| Conference.....      |   |
| NCAAT.....           |   |
| Season.....          |   |
| Career.....          |   |
| <b>MINUTES</b>       |   |
| Conference.....      | 5 - at Miami (12/14/25)                     |
| NCAAT.....           |   |
| Season.....          | 15 - vs. Southern Miss (11/28/25)           |
| Career.....          | 15 - vs. Southern Miss (11/28/25)           |

NOTABLE STATS

| STAT                | 25-26 | Career |
|---------------------|-------|--------|
| Double Figure Pts.  | 1     | 1      |
| Double Figure Rebs. | -     | -      |
| Double-Doubles      | -     | -      |
| 5+ Assists          | -     | -      |
| 3+ Blocks           | -     | -      |
| 3+ Steals           | -     | -      |
| Led Team in Pts.    | -     | -      |
| Led Team in Rebs.   | -     | -      |
| Led Team in Asts.   | -     | -      |
| 20+ Points          | -     | -      |
| 30+ Points          | -     | -      |

SEASON STATS

| GP/GS | PPG | RPG | FG%  | 3FG% | FT% | APG | BPG | SPG | MPG |
|-------|-----|-----|------|------|-----|-----|-----|-----|-----|
| 5/0   | 2.4 | 1.0 | .263 | .167 | -   | 0.2 | -   | 0.2 | 7.7 |

GAME NOTES

- Coming off five minutes played with one rebound at Miami
- Recorded career-high 10 points with two rebounds in 15 minutes vs. Southern Miss
- Made her first career bucket vs. Maine, ending that game with two points and two boards in 11 minutes
- Ranked No. 68 in the final 2025 HoopGurlz Recruiting Rankings - ESPNW Top 100, a four-star recruit
- Named a McDonald's All-American nominee and became her high school's all-time leader in 3-pointers
- Only girls' basketball player at Bishop McGuinness to surpass 2,000 career points (finished with 2,528)
- Two-time state champion and took her team to three Final Fours and was a four-time all-state choice
- Wrapped up her senior season averaging 27.3 points, 6.0 rebounds, 2.2 assists and 2.5 steals per game
- A part of the Team UA's developmental program and an alternate on U18 USA Women's National Team

FASTBREAK

- Dual sport athlete, winning a 1A girls' tennis dual-team championship with Bishop McGinnis in the fall
- Played for Rachel Stockdale's (DOBO) husband in high school
- Superstitious by always having her left sock and shoes on first since she's a lefty
- Avid ESPN watcher and it's her dream to work in sports broadcasting in front of the camera
- Has always admired Holly Rowe (shoutout Holly)

2025-26 STATS

| Opponent          | Date       | GS | MIN   | Total  |      | 3-Pointers |      | Free throws |      | Rebounds |     | PF | A | TO | BLK | STL | PTS | AVG |
|-------------------|------------|----|-------|--------|------|------------|------|-------------|------|----------|-----|----|---|----|-----|-----|-----|-----|
|                   |            |    |       | FG-FGA | PCT  | 3FG-3FGA   | PCT  | FT-FTA      | PCT  | OFF      | DEF |    |   |    |     |     |     |     |
| vs Tennessee      | 11/04/2025 |    | 01:21 | 0-2    | .000 | 0-1        | .000 | 0-0         | .000 | 0        | 0   | 0  | 0 | 0  | 0   | 0   | 0   | 0.0 |
| Maine             | 11/11/2025 |    | 11:02 | 1-4    | .250 | 0-3        | .000 | 0-0         | .000 | 0        | 2   | 2  | 1 | 0  | 0   | 0   | 2   | 1.0 |
| Coastal Carolina  | 11/19/2025 |    | 06:37 | 0-3    | .000 | 0-3        | .000 | 0-0         | .000 | 0        | 0   | 0  | 0 | 0  | 0   | 0   | 0   | 0.7 |
| vs Southern Miss. | 11/28/2025 |    | 14:45 | 4-6    | .667 | 2-4        | .500 | 0-0         | .000 | 0        | 2   | 2  | 1 | 0  | 0   | 0   | 1   | 3.0 |
| at Miami (FL)     | 12/14/2025 |    | 04:49 | 0-4    | .000 | 0-1        | .000 | 0-0         | .000 | 1        | 0   | 1  | 1 | 0  | 0   | 0   | 0   | 2.4 |
| Totals            |            | 0  | 38:34 | 5-19   | .263 | 2-12       | .167 | 0-0         | .000 | 1        | 4   | 5  | 1 | 0  | 1   | 0   | 12  | 2.4 |

Player Averages

| Games Played | Minutes/ game | Points/ game | FG Pct | 3FG Pct | FT Pct | Rebounds/ game | Assists/ game | Turnovers/ game | Assist/Turnover ratio | Steals/ game | Blocks/ game |
|--------------|---------------|--------------|--------|---------|--------|----------------|---------------|-----------------|-----------------------|--------------|--------------|
| 5            | 7.7           | 2.4          | 26.3   | 16.7    | 0.0    | 1.0            | 0.2           | 0.2             | 1.0                   | 0.2          | 0.0          |

CAREER STATS

|         |      |       | Field Goals |        | 3-Point |          | F-Throws |        | Rebounds |     |     |     |     |     |    |   |    |     | Scoring |     |     |
|---------|------|-------|-------------|--------|---------|----------|----------|--------|----------|-----|-----|-----|-----|-----|----|---|----|-----|---------|-----|-----|
| SEASON  | TEAM | GP-GS | MIN/AVG     | FG-FGA | FG%     | 3FG-3FGA | 3FG%     | FT-FTA | FT%      | OFF | DEF | TOT | AVG | PF  | FO | A | TO | BLK | STL     | PTS | AVG |
| 2025-26 | NCSU | 5-0   | 39/7.7      | 5-19   | .263    | 2-12     | .167     | 0-0    | .000     | 1   | 4   | 5   | 1.0 | 4-0 | 1  | 1 | 0  | 1   |         | 12  | 2.4 |
| TOTAL   |      | 5-0   | 39/7.7      | 5-19   | .263    | 2-12     | .167     | 0-0    | .000     | 1   | 4   | 5   | 1.0 | 4-0 | 1  | 1 | 0  | 1   |         | 12  | 2.4 |





11

Maddie Cox | Jr. | 6-2 | F | Flower Mound, Texas (Flower Mound)

CAREER STATS

|               |   |
|---------------|---|
| POINTS        |   |
| ACC           | 5 - vs. North Carolina (2/1/24)             |
| NCAAT         | 8 - vs. LSU (3/28/25)                       |
| Season        | 11 - vs. Coastal (11/19/25)                 |
| Career        | 11 - vs. Coastal (11/19/25)                 |
| REBOUNDS      |   |
| ACC           | 6 - at Notre Dame (2/15/24)                 |
| NCAAT         | 7 - vs. LSU (3/28/25)                       |
| Season        | 12 - vs. Seton Hall (12/7/25)               |
| Career        | 12 - vs. Seton Hall (12/7/25)               |
| FG MADE       |   |
| ACC           | 1 (7x) - Last: at Miami (12/14/25)          |
| NCAAT         | 4 (2x) - Last: vs. LSU (3/28/25)            |
| Season        | 4 - vs. Coastal (11/19/25)                  |
| Career        | 4 - vs. Coastal (11/19/25)                  |
| FG ATTEMPTED  |   |
| ACC           | 3 (3x) - Last: at Miami (12/14/25)          |
| NCAAT         | 4 (2x) - Last: vs. LSU (3/28/25)            |
| Season        | 8 - vs. Seton Hall (12/7/25)                |
| Career        | 8 - vs. Seton Hall (12/7/25)                |
| 3FG MADE      |   |
| ACC           | 1 (3x) - Last: vs. Clemson (12/29/24)       |
| NCAAT         | 2 - vs. LSU (3/28/25)                       |
| Season        | 3 - vs. Coastal (11/19/25)                  |
| Career        | 3 - vs. Coastal (11/19/25)                  |
| 3FG ATTEMPTED |   |
| ACC           | 2 (3x) - Last: at Stanford (1/12/25)        |
| NCAAT         | 4 - vs. Chattanooga (3/23/24)               |
| Season        | 6 - vs. Coastal (11/19/25)                  |
| Career        | 6 - vs. Coastal (11/19/25)                  |
| FT MADE       |   |
| ACC           | 3 - vs. North Carolina (2/1/24)             |
| NCAAT         | 3 - vs. Rhode Island (11/23/25)             |
| Season        | 3 - vs. Rhode Island (11/23/25)             |
| Career        | 4 - vs. Elon (11/15/23)                     |
| FT ATTEMPTED  |   |
| ACC           | 4 - vs. Boston College (1/5/25)             |
| NCAAT         | 4 - vs. Chattanooga (3/23/24)               |
| Season        | 4 - vs. Rhode Island (11/23/25)             |
| Career        | 4 (4x) - Last: vs. Rhode Island (11/23/25)  |
| ASSISTS       |   |
| ACC           | 2 - vs. Wake Forest (2/27/25)               |
| NCAAT         | 2 (2x) - Last: vs. Southern Miss (11/28/25) |
| Season        | 2 (2x) - Last: vs. Southern Miss (11/28/25) |
| Career        | 2 (5x) - Last: vs. Southern Miss (11/28/25) |
| STEALS        |   |
| ACC           | 1 (2x) - Last: at Wake Forest (1/30/25)     |
| NCAAT         | 2 - vs. Coastal (11/19/25)                  |
| Season        | 2 - vs. Coastal (11/19/25)                  |
| Career        | 2 - vs. Coastal (11/19/25)                  |
| BLOCKS        |   |
| ACC           | 2 - at Notre Dame (2/15/24)                 |
| NCAAT         | 2 (2x) - Last: vs. Seton Hall (12/7/25)     |
| Season        | 2 (6x) - Last: vs. Seton Hall (12/7/25)     |
| Career        | 2 (6x) - Last: vs. Seton Hall (12/7/25)     |
| MINUTES       |   |
| ACC           | 20 - at Miami (12/14/25)                    |
| NCAAT         | 21 - vs. LSU (3/28/25)                      |
| Season        | 32 - vs. Coastal (11/19/25)                 |
| Career        | 32 - vs. Coastal (11/19/25)                 |

NOTABLE STATS

| STAT                | 23-24 | 24-25 | 25-26 | Career |
|---------------------|-------|-------|-------|--------|
| Double Figure Pts.  | -     | 1     | 1     | -      |
| Double Figure Rebs. | -     | 1     | 1     | -      |
| Double-Doubles      | -     | -     | -     | -      |
| 5+ Assists          | -     | -     | -     | -      |
| 3+ Blocks           | -     | -     | -     | -      |
| 3+ Steals           | -     | -     | -     | -      |
| Led Team in Pts.    | -     | -     | -     | -      |
| Led Team in Rebs.   | 1     | 1     | 1     | 3      |
| Led Team in Asts.   | -     | -     | -     | -      |
| 20+ Points          | -     | -     | -     | -      |
| 30+ Points          | -     | -     | -     | -      |

CAREER STATS

SEASON STATS

| GP/GS | PPG | RPG | FG%  | 3FG% | FT%  | APG | BPG | SPG | MPG  |
|-------|-----|-----|------|------|------|-----|-----|-----|------|
| 11/2  | 4.1 | 3.2 | .421 | .333 | .875 | 0.5 | 0.6 | 0.4 | 15.8 |

GAME NOTES

- Coming off two points, three rebounds and one block at Miami
- Recorded seven points, a career-high 12 rebounds and two blocks in second start of season vs. Seton Hall
- Logged nine points, four rebounds, two blocks and one steal vs. Southern Miss
- Tallied a career-high 11 points, three boards, two steals and one block vs. Coastal
- Recorded season-high eight points off two triples and seven rebounds vs. LSU in the NCAA Tournament Sweet 16
- Splashed in 3-pointers vs. Chattanooga and Tennessee, while playing in all five NCAAT games in 2024
- Finished freshman season playing in the second most games in school history as a rookie (36)
- No. 71 player in the class of 2023 by ESPN with an ESPN scouts grade of 93 as a four-star recruit
- Tabbed a 2023 McDonald's All-America Game nominee in high school, in which she averaged 17.2 points and 11.9 rebounds per game for Flower Mound HS as a senior

FASTBREAK

- Conditioning was a big part she focused on in the offseason and being a consistent shooter
- Aziaha James inspired her to wait her turn
- Was able to watch Zaza play a few times back home in Dallas and went to Europe this summer
- Comes from an athletic family - mom (Brenda) played at SMU, father (Dennis) played at Central Methodist, her sister (Lauren) won a National Championship at Baylor/No. 3 pick in 2020 WNBA Draft, sister (Kaylee) was C-USA First Team recipient for volleyball at WKU and sister (Whitney) won DII National Championship at Lubbock Christian

2025-26 STATS

| Opponent               | Date       | GS | MIN      | Total  |       | 3-Pointers |       | Free throws |       | Rebounds |     |     |     | PF A TO BLK STL PTS AVG |   |    |     |     |     |     |
|------------------------|------------|----|----------|--------|-------|------------|-------|-------------|-------|----------|-----|-----|-----|-------------------------|---|----|-----|-----|-----|-----|
|                        |            |    |          | FG-FGA | PCT   | 3FG-3FGA   | PCT   | FT-FTA      | PCT   | OFF      | DEF | TOT | AVG | PF                      | A | TO | BLK | STL | PTS | AVG |
| vs Tennessee           | 11/04/2025 |    | 06:45    | 0-1    | .000  | 0-0        | .000  | 0-0         | .000  | 0        | 1   | 1   | 1.0 | 1                       | 0 | 0  | 0   | 0   | 0   | 0.0 |
| vs Southern California | 11/09/2025 |    | 08:06    | 0-2    | .000  | 0-2        | .000  | 0-0         | .000  | 0        | 0   | 0   | 0.5 | 0                       | 0 | 0  | 0   | 0   | 0   | 0.0 |
| Maine                  | 11/11/2025 |    | 12:58    | 2-4    | .500  | 0-1        | .000  | 0-0         | .000  | 1        | 2   | 3   | 1.3 | 0                       | 2 | 0  | 0   | 0   | 4   | 1.3 |
| TCU                    | 11/16/2025 |    | 09:22    | 2-3    | .667  | 1-1        | 1.000 | 0-0         | .000  | 0        | 2   | 2   | 1.5 | 0                       | 0 | 1  | 0   | 0   | 5   | 2.3 |
| Coastal Carolina       | 11/19/2025 | *  | 32:08    | 4-7    | .571  | 3-6        | .500  | 0-0         | .000  | 2        | 1   | 3   | 1.8 | 1                       | 1 | 2  | 1   | 2   | 11  | 4.0 |
| Rhode Island           | 11/23/2025 |    | 10:06    | 0-0    | .000  | 0-0        | .000  | 3-4         | .750  | 0        | 3   | 3   | 2.0 | 0                       | 0 | 1  | 0   | 0   | 3   | 3.8 |
| vs Green Bay           | 11/27/2025 |    | 18:03    | 1-1    | 1.000 | 0-0        | .000  | 0-0         | .000  | 0        | 2   | 2   | 2.0 | 1                       | 1 | 1  | 1   | 0   | 2   | 3.6 |
| vs Southern Miss.      | 11/28/2025 |    | 14:24    | 3-5    | .600  | 1-1        | 1.000 | 2-2         | 1.000 | 1        | 3   | 4   | 2.3 | 0                       | 2 | 0  | 2   | 1   | 9   | 4.3 |
| at Oklahoma            | 12/03/2025 |    | 11:29    | 1-4    | .250  | 0-1        | .000  | 0-0         | .000  | 1        | 1   | 2   | 2.2 | 3                       | 0 | 1  | 0   | 0   | 2   | 4.0 |
| Seton Hall             | 12/07/2025 | *  | 30:18    | 2-8    | .250  | 1-5        | .200  | 2-2         | 1.000 | 2        | 10  | 12  | 3.2 | 1                       | 0 | 1  | 2   | 1   | 7   | 4.3 |
| at Miami (FL)          | 12/14/2025 |    | 20:15    | 1-3    | .333  | 0-1        | .000  | 0-0         | .000  | 0        | 3   | 3   | 3.2 | 0                       | 0 | 0  | 1   | 1   | 0   | 2.4 |
| Totals                 |            |    | 2 173:54 | 16-38  | .421  | 6-18       | .333  | 7-8         | .875  | 7        | 28  | 35  | 3.2 | 7                       | 6 | 8  | 7   | 4   | 45  | 4.1 |

Player Averages

| Games Played | Minutes/game | Points/game | FG Pct | 3FG Pct | FT Pct | Rebounds/game | Assists/game | Turnovers/game | Assist/Turnover ratio | Steals/game | Blocks/game |
|--------------|--------------|-------------|--------|---------|--------|---------------|--------------|----------------|-----------------------|-------------|-------------|
| 11           | 15.8         | 4.1         | 42.1   | 33.3    | 87.5   | 3.2           | 0.5          | 0.7            | 0.8                   | 0.4         | 0.6         |

|         |      |       |          | Field Goals |      | 3-Point  |      | F-Throws |      | Rebounds |     |     |     |       |    | Scoring |     |     |     |     |
|---------|------|-------|----------|-------------|------|----------|------|----------|------|----------|-----|-----|-----|-------|----|---------|-----|-----|-----|-----|
| SEASON  | TEAM | GP-GS | MIN/AVG  | FG-FGA      | FG%  | 3FG-3FGA | 3FG% | FT-FTA   | FT%  | OFF      | DEF | TOT | AVG | PF-FO | A  | TO      | BLK | STL | PTS | AVG |
| 2023-24 | NCSU | 36-1  | 339/9.4  | 12-43       | .279 | 5-22     | .227 | 12-19    | .632 | 12       | 59  | 71  | 2.0 | 12-0  | 9  | 18      | 13  | 3   | 41  | 1.1 |
| 2024-25 | NCSU | 30-0  | 236/7.9  | 8-32        | .250 | 4-21     | .190 | 5-8      | .625 | 14       | 36  | 50  | 1.7 | 16-0  | 8  | 13      | 5   | 3   | 25  | 0.8 |
| 2025-26 | NCSU | 11-2  | 174/15.8 | 16-38       | .421 | 6-18     | .333 | 7-8      | .875 | 7        | 28  | 35  | 3.2 | 7-0   | 6  | 8       | 7   | 4   | 45  | 4.1 |
| TOTAL   |      | 77-3  | 749/9.7  | 36-113      | .319 | 15-61    | .246 | 24-35    | .686 | 33       | 123 | 156 | 2.0 | 35-0  | 23 | 39      | 25  | 10  | 111 | 1.4 |





## 12 Khamil Pierre | Jr. | 6-2 | F | Phoenix, Ariz. (Vanderbilt/Perry)

### CAREER STATS

|                             |   |  |
|-----------------------------|---|--|
| <b>POINTS</b>               |   |  |
| Conference.....             | 21 - at Miami (12/14/25)                    |  |
| NCAAT.....                  | 17 - vs. Oregon (3/21/25) #                 |  |
| Season.....                 | 21 (2x) - Last: at Miami (12/14/25)         |  |
| Career.....                 | 42 - vs. Evansville (12/14/24) #            |  |
| <b>REBOUNDS</b>             |   |  |
| Conference.....             | 13 - at Miami (12/14/25)                    |  |
| NCAAT.....                  | 6 (2x) - Last: vs. Oregon (3/21/25) #       |  |
| Season.....                 | 21 - vs. Green Bay (11/28/25)               |  |
| Career.....                 | 21 - vs. Green Bay (11/28/25)               |  |
| <b>FG MADE</b>              |   |  |
| Conference.....             | 9 - at Miami (12/14/25)                     |  |
| NCAAT.....                  | 7 - vs. Oregon (3/21/25) #                  |  |
| Season.....                 | 9 (3x) - Last: at Miami (12/14/25)          |  |
| Career.....                 | 19 - vs. Evansville (12/14/24) #            |  |
| <b>FG ATTEMPTED</b>         |   |  |
| Conference.....             | 14 - at Miami (12/14/25)                    |  |
| NCAAT.....                  | 13 - vs. Oregon (3/21/25) #                 |  |
| Season.....                 | 19 - vs. Tennessee (11/4/25)                |  |
| Career.....                 | 28 - vs. Evansville (12/14/24) #            |  |
| <b>3FG MADE</b>             |   |  |
| Conference.....             |   |  |
| NCAAT.....                  |   |  |
| Season.....                 |   |  |
| Career.....                 | 1 (5x) - Last: at Texas (2/6/25) #          |  |
| <b>3FG ATTEMPTED</b>        |   |  |
| Conference.....             | 1 - at Miami (12/14/25)                     |  |
| NCAAT.....                  | 1 - vs. Baylor (3/22/24) #                  |  |
| Season.....                 | 2 - vs. Tennessee (11/4/25)                 |  |
| Career.....                 | 2 (2x) - Last: at Texas (2/6/25) #          |  |
| <b>FT MADE</b>              |   |  |
| Conference.....             | 3 - at Miami (12/14/25)                     |  |
| NCAAT.....                  | 3 (3x) - Last: vs. Oregon (3/21/25) #       |  |
| Season.....                 | 3 (2x) - Last: at Miami (12/14/25)          |  |
| Career.....                 | 12 - vs. Tennessee (1/19/25) #              |  |
| <b>FT ATTEMPTED</b>         |   |  |
| Conference.....             | 4 - at Miami (12/14/25)                     |  |
| NCAAT.....                  | 3 - vs. Baylor (3/22/24) #                  |  |
| Season.....                 | 5 - vs. Tennessee (11/4/25)                 |  |
| Career.....                 | 14 - vs. Tennessee (1/19/25) #              |  |
| <b>ASSISTS</b>              |   |  |
| Conference.....             | 1 - vs. Oregon (3/21/25) #                  |  |
| NCAAT.....                  |   |  |
| Season.....                 | 4 (2x) - Last: vs. Southern Miss (11/28/25) |  |
| Career.....                 | 5 (3x) - Last: vs. Texas A&M (2/25/25) #    |  |
| <b>STEALS</b>               |   |  |
| Conference.....             | 2 - at Miami (12/14/25)                     |  |
| NCAAT.....                  | 2 (2x) - Last: vs. Oregon (3/21/25) #       |  |
| Season.....                 | 3 - vs. Tennessee (11/4/25)                 |  |
| Career.....                 | 9 - vs. Texas A&M (2/27/25) #               |  |
| <b>BLOCKS</b>               |   |  |
| Conference.....             | 1 - at Miami (12/14/25)                     |  |
| NCAAT.....                  | 1 - vs. Baylor (3/22/24) #                  |  |
| Season.....                 | 3 - vs. Green Bay (11/28/25)                |  |
| Career.....                 | 3 - vs. Green Bay (11/28/25)                |  |
| <b>MINUTES</b>              |   |  |
| Conference.....             | 32 - at Miami (12/14/25)                    |  |
| NCAAT.....                  | 28 (2x) - Last: vs. Oregon (3/21/25) #      |  |
| Season.....                 | 40 - at Oklahoma (12/3/25)                  |  |
| Career.....                 | 44 - vs. Mississippi State (2/13/25) #      |  |
| # - At Vanderbilt (2023-25) |   |  |

### SEASON STATS

| GP/GS | PPG  | RPG  | FG%  | 3FG% | FT%  | APG | BPG | SPG | MPG  |
|-------|------|------|------|------|------|-----|-----|-----|------|
| 11/10 | 14.6 | 13.0 | .493 | -    | .600 | 1.5 | 0.8 | 1.0 | 29.6 |

### GAME NOTES

- Coming off impressive ACC debut with 21 points, 13 rebounds, two steals and one block at Miami
- Tallied 19 points and 20 rebounds at No. 9/9 Oklahoma; has logged 78 rebounds in past five games
- Second in the country in rebounding (13.0) and double-doubles (7); leads ACC in both
- Named Cancun Challenge Yucatan MVP w/ 12 points and 21 rebounds vs. Green Bay and 18 points w/ 16 boards vs. Southern Miss - her 21 rebounds is third most in a game in school history
- Surpassed 1,000 career points in 69 career games; also seventh in FG percentage and eighth in scoring in the ACC
- In Pack debut vs. No. 8/9 Tennessee, was Ro Greensboro Invite MVP with 21 points, 14 rebounds and three steals
- Tabbed Katrina McClain PF of the Year Watchlist, Wade Award Watchlist and Naismith POY Watchlist
- Named a WBCA All-America Honorable Mention choice as a sophomore at Vanderbilt, where she averaged 20.4 points off 49.8 percent shooting, 9.6 rebounds and 2.9 steals per game across 30.5 minutes per contest
- Broke the then-Vanderbilt single-game scoring record with 42 points and 18 rebounds vs. Evansville

### FASTBREAK

- NC State was her dream school and her goal is to be a top 5 WNBA Draft pick and she knows she can do that here
- Played soccer as her main sport her whole life until her junior year of high school when she quit to focus on WBB
- Has DI soccer offers in seventh grade and then grew a lot her junior year and was able to dunk a basketball
- Loves the positive vibe at NC State and notes everyone has the same mentality to be great
- Loves to fish and has caught a lot of catfish

### 2025-26 STATS

| Opponent               | Date       | GS | MIN   | Total  |        | 3-Pointers |      | Free throws |       | Rebounds |     |     |      | PF   | A  | TO | BLK | STL | PTS | AVG  |      |
|------------------------|------------|----|-------|--------|--------|------------|------|-------------|-------|----------|-----|-----|------|------|----|----|-----|-----|-----|------|------|
|                        |            |    |       | FG-FGA | PCT    | 3FG-3FGA   | PCT  | FT-FTA      | PCT   | OFF      | DEF | TOT | AVG  |      |    |    |     |     |     |      |      |
| vs Tennessee           | 11/04/2025 | *  | 35:59 | 9-19   | .474   | 0-2        | .000 | 3-5         | .600  | 3        | 11  | 14  | 14.0 | 1    | 0  | 2  | 1   | 3   | 21  | 21.0 |      |
| vs Southern California | 11/09/2025 | *  | 36:00 | 4-16   | .250   | 0-0        | .000 | 2-2         | 1.000 | 10       | 8   | 18  | 16.0 | 0    | 2  | 3  | 0   | 1   | 10  | 15.5 |      |
| Maine                  | 11/11/2025 | *  | 22:55 | 8-14   | .571   | 0-0        | .000 | 2-2         | 1.000 | 2        | 8   | 10  | 14.0 | 2    | 0  | 1  | 0   | 0   | 18  | 16.3 |      |
| TCU                    | 11/16/2025 | *  | 29:25 | 4-15   | .267   | 0-0        | .000 | 0-0         | .000  | 3        | 2   | 5   | 11.8 | 1    | 2  | 2  | 1   | 0   | 8   | 14.3 |      |
| Coastal Carolina       | 11/19/2025 | *  | 23:12 | 4-4    | 1.000  | 0-0        | .000 | 1-3         | .333  | 4        | 6   | 10  | 11.4 | 2    | 2  | 5  | 1   | 1   | 9   | 13.2 |      |
| Rhode Island           | 11/23/2025 | *  | 31:10 | 7-12   | .583   | 0-0        | .000 | 0-0         | .000  | 5        | 3   | 8   | 10.8 | 2    | 4  | 2  | 1   | 2   | 14  | 13.3 |      |
| vs Green Bay           | 11/27/2025 | *  | 28:26 | 6-14   | .429   | 0-0        | .000 | 0-2         | .000  | 4        | 17  | 21  | 12.3 | 1    | 0  | 2  | 3   | 0   | 12  | 13.1 |      |
| vs Southern Miss.      | 11/28/2025 | *  | 27:08 | 8-14   | .571   | 0-0        | .000 | 2-3         | .667  | 4        | 12  | 16  | 12.8 | 3    | 4  | 1  | 0   | 1   | 18  | 13.8 |      |
| at Oklahoma            | 12/03/2025 | *  | 39:46 | 9-16   | .563   | 0-0        | .000 | 1-2         | .500  | 8        | 12  | 20  | 13.6 | 3    | 2  | 4  | 1   | 1   | 19  | 14.3 |      |
| Seton Hall             | 12/07/2025 | *  | 19:37 | 5-10   | .500   | 0-0        | .000 | 1-2         | .500  | 2        | 6   | 8   | 13.0 | 2    | 0  | 2  | 0   | 0   | 11  | 14.0 |      |
| at Miami (FL)          | 12/14/2025 | *  | 31:43 | 9-14   | .643   | 0-1        | .000 | 3-4         | .750  | 4        | 9   | 13  | 13.0 | 3    | 0  | 4  | 1   | 2   | 21  | 14.6 |      |
| Totals                 |            |    | 10    | 325:21 | 73-148 | .493       | 0-3  | .000        | 15-25 | .600     | 49  | 94  | 143  | 13.0 | 20 | 16 | 28  | 9   | 11  | 161  | 14.6 |

### Player Averages

| Games Played | Minutes/game | Points/game | FG Pct | 3FG Pct | FT Pct | Rebounds/game | Assists/game | Turnovers/game | Assist/Turnover ratio | Steals/game | Blocks/game |
|--------------|--------------|-------------|--------|---------|--------|---------------|--------------|----------------|-----------------------|-------------|-------------|
| 11           | 29.6         | 14.6        | 49.3   | 0.0     | 60.0   | 13.0          | 1.5          | 2.5            | 0.6                   | 1.0         | 0.8         |

### NOTABLE STATS

| STAT                | 23-24 | 24-25 | 25-26 | Career |
|---------------------|-------|-------|-------|--------|
| Double Figure Pts.  | 14    | 31    | 9     | 54     |
| Double Figure Rebs. | 4     | 18    | 8     | 30     |
| Double-Doubles      | 4     | 17    | 7     | 28     |
| 5+ Assists          | -     | 4     | -     | 1      |
| 3+ Blocks           | -     | -     | 1     | 1      |
| 3+ Steals           | 3     | 18    | 1     | 22     |
| Led Team in Pts.    | 4     | 14    | 4     | 22     |
| Led Team in Rebs.   | 8     | 29    | 9     | 49     |
| Led Team in Asts.   | -     | 6     | -     | 6      |
| 20+ Points          | 1     | 16    | 2     | 19     |
| 30+ Points          | -     | 2     | -     | 2      |

### CAREER STATS

|                |      | Field Goals |           |         |      | 3-Point  |      | F-Throws |      | Rebounds |     |     |      |       |     |     | Scoring |     |      |      |
|----------------|------|-------------|-----------|---------|------|----------|------|----------|------|----------|-----|-----|------|-------|-----|-----|---------|-----|------|------|
| SEASON         | TEAM | GP-GS       | MIN/AVG   | FG-FGA  | FG%  | 3FG-3FGA | 3FG% | FT-FTA   | FT%  | OFF      | DEF | TOT | AVG  | PF-FO | A   | TO  | BLK     | STL | PTS  | AVG  |
| 2023-24        | VU   | 33-11       | 634/19.2  | 112-267 | .419 | 2-9      | .222 | 68-102   | .667 | 63       | 112 | 175 | 5.3  | 86-2  | 22  | 55  | 15      | 33  | 294  | 8.9  |
| 2024-25        | VU   | 32-32       | 975/30.5  | 273-548 | .498 | 4-23     | .174 | 102-153  | .667 | 107      | 201 | 308 | 9.6  | 98-5  | 68  | 58  | 8       | 94  | 652  | 20.4 |
| 2025-26        | NCSU | 11-10       | 325/29.6  | 73-148  | .498 | 0-3      | .000 | 15-25    | .600 | 49       | 94  | 143 | 13.0 | 20-0  | 16  | 28  | 9       | 11  | 161  | 14.6 |
| TOTAL FOR NCSU |      | 11-10       | 325/29.6  | 73-148  | .498 | 0-3      | .000 | 15-25    | .600 | 49       | 94  | 143 | 13.0 | 20-0  | 16  | 28  | 9       | 11  | 161  | 14.6 |
| TOTAL          |      | 76-53       | 1934/25.5 | 458-963 | .476 | 6-35     | .171 | 185-280  | .661 | 219      | 407 | 626 | 8.2  | 204-7 | 106 | 141 | 32      | 138 | 1107 | 14.6 |



18 Tilda Trygger | So. | 6-6 | F | Stockholm, Sweden

CAREER STATS

|                      |  |
|----------------------|--|
| <b>POINTS</b>        |  |
| Conference.....      | 19 (2x) - Last: vs. Notre Dame (2/23/25) |
| NCAAT.....           | 8 - vs. Vermont (3/22/25)                |
| Season.....          | 19 - vs. Tennessee (11/4/25)             |
| Career.....          | 19 (3x) - Last: vs. Tennessee (11/4/25)  |
| <b>REBOUNDS</b>      |  |
| Conference.....      | 14 - at Florida State (2/9/25)           |
| NCAAT.....           | 7 - vs. Vermont (3/22/25)                |
| Season.....          | 12 - at Oklahoma (12/3/25)               |
| Career.....          | 14 - at Florida State (2/9/25)           |
| <b>FG MADE</b>       |  |
| Conference.....      | 8 - vs. Notre Dame (2/23/25)             |
| NCAAT.....           | 4 - vs. Vermont (3/22/25)                |
| Season.....          | 8 - vs. Tennessee (11/4/25)              |
| Career.....          | 8 (2x) - Last: vs. Tennessee (11/4/25)   |
| <b>FG ATTEMPTED</b>  |  |
| Conference.....      | 15 - at Cal (1/9/25)                     |
| NCAAT.....           | 5 - vs. LSU (3/28/25)                    |
| Season.....          | 14 - at Oklahoma (12/3/25)               |
| Career.....          | 15 - at Cal (1/9/25)                     |
| <b>3FG MADE</b>      |  |
| Conference.....      | 4 - at Cal (1/9/25)                      |
| NCAAT.....           | 3 - vs. TCU (11/16/25)                   |
| Season.....          | 4 - at Cal (1/9/25)                      |
| Career.....          | 4 - at Cal (1/9/25)                      |
| <b>3FG ATTEMPTED</b> |  |
| Conference.....      | 7 - at Cal (1/9/25)                      |
| NCAAT.....           | 2 - vs. LSU (3/28/25)                    |
| Season.....          | 7 - vs. TCU (11/16/25)                   |
| Career.....          | 7 - at Cal (1/9/25)                      |
| <b>FT MADE</b>       |  |
| Conference.....      | 4 (2x) - Last: at Georgia Tech (2/20/25) |
| NCAAT.....           | 2 - vs. Michigan State (3/24/25)         |
| Season.....          | 6 (2x) - Last: at Oklahoma (12/3/25)     |
| Career.....          | 6 (2x) - Last: at Oklahoma (12/3/25)     |
| <b>FT ATTEMPTED</b>  |  |
| Conference.....      | 4 (2x) - Last: at Georgia Tech (2/20/25) |
| NCAAT.....           | 2 - vs. Michigan State (3/24/25)         |
| Season.....          | 9 - vs. Southern Miss (11/28/25)         |
| Career.....          | 9 - vs. Southern Miss (11/28/25)         |
| <b>ASSISTS</b>       |  |
| Conference.....      | 3 - at Stanford (1/12/25)                |
| NCAAT.....           | 1 - vs. LSU (3/28/25)                    |
| Season.....          | 2 - vs. Tennessee (11/4/25)              |
| Career.....          | 3 - at Stanford (1/12/25)                |
| <b>STEALS</b>        |  |
| Conference.....      | 2 - at SMU (3/2/25)                      |
| NCAAT.....           | 1 - vs. Michigan State (3/24/25)         |
| Season.....          | 2 (3x) - Last: at Oklahoma (12/3/25)     |
| Career.....          | 2 (5x) - Last: at Oklahoma (12/3/25)     |
| <b>BLOCKS</b>        |  |
| Conference.....      | 3 - at Florida State (2/9/25)            |
| NCAAT.....           | 2 - vs. Vermont (3/22/25)                |
| Season.....          | 3 - vs. Maine (11/11/25)                 |
| Career.....          | 3 (2x) - Last: vs. Maine (11/11/25)      |
| <b>MINUTES</b>       |  |
| Conference.....      | 43 - vs. Notre Dame (2/23/25)            |
| NCAAT.....           | 27 - vs. Vermont (3/22/25)               |
| Season.....          | 39 - at Oklahoma (12/3/25)               |
| Career.....          | 43 - vs. Notre Dame (2/23/25)            |

NOTABLE STATS

| STAT                | 24-25 | 25-26 | CAREER |
|---------------------|-------|-------|--------|
| Double Figure Pts.  | 8     | 4     | 12     |
| Double Figure Rebs. | 5     | 2     | 7      |
| Double-Doubles      | 3     | 1     | 4      |
| 5+ Assists          | -     | -     | -      |
| 3+ Blocks           | -     | 1     | 1      |
| 3+ Steals           | -     | -     | -      |
| Led Team in Pts.    | -     | 1     | 1      |
| Led Team in Rebs.   | 7     | 1     | 8      |
| 20+ Points          | -     | -     | -      |
| 30+ Points          | -     | -     | -      |

SEASON STATS

| GP/GS | PPG  | RPG | FG%  | 3FG% | FT%  | APG | BPG | SPG | MPG  |
|-------|------|-----|------|------|------|-----|-----|-----|------|
| 10/10 | 11.7 | 7.9 | .536 | .360 | .692 | 1.1 | 1.2 | 0.6 | 29.5 |

GAME NOTES

- Coming off nine points, four rebounds, two assists and two blocks at Miami
- Logged first double-double of the season, fourth in career, w/ 18 points & 12 boards at No. 9/9 Oklahoma
- Ranked No. 8 in rebounds and No. 13 in blocks per game and 20th in minutes per game in the ACC
- Named to Lisa Leslie Center of the Year Watchlist
- Had 19 points, eight rebounds (big offensive board at end of game) w/ two assists, blocks & steals vs. No. 8/9 Tennessee
- Named an ACC All-Freshman Team recipient, averaging 8.6 points and 6.1 rebounds/game in ACC play
- Tabbed ACC Freshman of the Week after logging 13.5 points, 8.0 rebounds & 2.0 blocks/gm in two ranked wins
- In NC State freshman records, finished No. 6 in games played (34), No. 8 in blocks (22) and No. 11 in rebounds (166)
- Member of the Sweden Senior National Team and U20 teams, leading her U20 team to the semifinals for the first time ever at 2025 EuroBasket behind 16.8 points and 10.7 rebounds per game

FASTBREAK

- Had been to the U.S. before on family vacations and moved from Stockholm when she was 15 to play ball
- Majoring in communications and hopes to work in sport communications or be a kid's TV show host
- Must take a nap before every game
- Chose NC State because of the team, coaching staff and fans
- Loved playing for Sweden this summer and making the semis was a great experience and great for her confidence
- Played many different sports growing up: ice hockey, gymnastics and tennis

2025-26 STATS

| Opponent               | Date       | GS | MIN   | Total  |       | 3-Pointers |       | Free throws |       | Rebounds |     |     |     | PF  | A  | TO | BLK | STL | PTS | AVG  |      |
|------------------------|------------|----|-------|--------|-------|------------|-------|-------------|-------|----------|-----|-----|-----|-----|----|----|-----|-----|-----|------|------|
|                        |            |    |       | FG-FA  | PCT   | 3FG-3FA    | PCT   | FT-FTA      | PCT   | OFF      | DEF | TOT | AVG |     |    |    |     |     |     |      |      |
| vs Tennessee           | 11/04/2025 | *  | 37:16 | 8-13   | .615  | 1-3        | .333  | 2-3         | .667  | 5        | 3   | 8   | 8.0 | 0   | 2  | 0  | 2   | 2   | 19  | 19.0 |      |
| vs Southern California | 11/09/2025 | *  | 35:54 | 3-7    | .429  | 1-2        | .500  | 1-2         | .500  | 3        | 8   | 11  | 9.5 | 1   | 1  | 2  | 0   | 0   | 8   | 13.5 |      |
| Maine                  | 11/11/2025 | *  | 22:24 | 2-5    | .400  | 1-2        | .500  | 1-2         | .500  | 3        | 3   | 6   | 8.3 | 1   | 1  | 0  | 3   | 0   | 6   | 11.0 |      |
| TCU                    | 11/16/2025 | *  | 30:48 | 6-12   | .500  | 3-7        | .429  | 0-0         | .000  | 1        | 5   | 6   | 7.8 | 3   | 1  | 2  | 2   | 2   | 15  | 12.0 |      |
| Rhode Island           | 11/23/2025 | *  | 35:53 | 3-8    | .375  | 1-3        | .333  | 1-1         | 1.000 | 5        | 3   | 8   | 7.8 | 2   | 1  | 1  | 1   | 0   | 8   | 11.2 |      |
| vs Green Bay           | 11/27/2025 | *  | 23:46 | 4-5    | .800  | 1-1        | 1.000 | 0-0         | .000  | 6        | 2   | 8   | 7.8 | 3   | 1  | 3  | 0   | 0   | 9   | 10.8 |      |
| vs Southern Miss.      | 11/28/2025 | *  | 22:57 | 5-7    | .714  | 0-0        | .000  | 6-9         | .667  | 2        | 7   | 9   | 8.0 | 0   | 0  | 1  | 0   | 0   | 16  | 11.6 |      |
| at Oklahoma            | 12/03/2025 | *  | 38:45 | 6-14   | .429  | 0-5        | .000  | 6-7         | .857  | 4        | 8   | 12  | 8.5 | 5   | 1  | 1  | 2   | 2   | 18  | 12.4 |      |
| Seton Hall             | 12/07/2025 | *  | 25:46 | 4-6    | .667  | 0-0        | .000  | 1-2         | .500  | 4        | 3   | 7   | 8.3 | 1   | 1  | 2  | 0   | 0   | 9   | 12.0 |      |
| at Miami (FL)          | 12/14/2025 | *  | 21:10 | 4-7    | .571  | 1-2        | .500  | 0-0         | .000  | 1        | 3   | 4   | 7.9 | 1   | 2  | 1  | 2   | 0   | 9   | 11.7 |      |
| Totals                 |            |    | 10    | 294:39 | 45-84 | .536       | 9-25  | .360        | 18-26 | .692     | 34  | 45  | 79  | 7.9 | 17 | 11 | 13  | 12  | 6   | 117  | 11.7 |

Player Averages

| Games Played | Minutes/game | Points/game | FG Pct | 3FG Pct | FT Pct | Rebounds/game | Assists/game | Turnovers/game | Assist/Turnover ratio | Steals/game | Blocks/game |
|--------------|--------------|-------------|--------|---------|--------|---------------|--------------|----------------|-----------------------|-------------|-------------|
| 10           | 29.5         | 11.7        | 53.6   | 36.0    | 69.2   | 7.9           | 1.1          | 1.3            | 0.8                   | 0.6         | 1.2         |

CAREER STATS

|         |      |       |           | Field Goals |      | 3-Point  |      | F-Throws |      | Rebounds |     |     |     |       |    |    |     | Scoring |     |      |
|---------|------|-------|-----------|-------------|------|----------|------|----------|------|----------|-----|-----|-----|-------|----|----|-----|---------|-----|------|
| SEASON  | TEAM | GP-GS | MIN/AVG   | FG-FGA      | FG%  | 3FG-3FGA | 3FG% | FT-FTA   | FT%  | OFF      | DEF | TOT | AVG | PF-FO | A  | TO | BLK | STL     | PTS | AVG  |
| 2024-25 | NCSU | 34-23 | 754/22.2  | 91-175      | .520 | 10-37    | .270 | 31-43    | .721 | 70       | 96  | 166 | 4.9 | 50-0  | 16 | 30 | 22  | 10      | 223 | 6.6  |
| 2025-26 | NCSU | 10-10 | 295/29.5  | 45-84       | .536 | 9-25     | .360 | 18-26    | .692 | 34       | 45  | 79  | 7.9 | 17-1  | 11 | 13 | 12  | 6       | 117 | 11.7 |
| TOTAL   |      | 44-33 | 1048/23.8 | 136-259     | .525 | 19-62    | .306 | 49-69    | .710 | 104      | 141 | 245 | 5.6 | 67-1  | 27 | 43 | 34  | 16      | 340 | 7.7  |





35 Zoe Brooks | Jr. | 5-10 | G | Plainfield, N.J. (Saint John Vianney)

CAREER STATS

|               |    |   |
|---------------|----|---|
| POINTS        |    |   |
| ACC           | 33 | - vs. Notre Dame (2/23/25)                |
| NCAAT         | 21 | - vs. LSU (3/28/25)                       |
| Season        | 25 | - at Oklahoma (12/3/25)                   |
| Career        | 33 | - vs. Notre Dame (2/23/25)                |
| REBOUNDS      |    |   |
| ACC           | 11 | - vs. Boston College (1/5/25)             |
| NCAAT         | 6  | - vs. Tennessee (3/28/25)                 |
| Season        | 11 | (2x) - Last: vs. USC (11/9/25)            |
| Career        | 12 | - vs. Liberty (12/10/24)                  |
| FG MADE       |    |   |
| ACC           | 9  | (2x) - Last: at SMU (3/2/25)              |
| NCAAT         | 9  | - vs. LSU (3/28/25)                       |
| Season        | 10 | (2x) - Last: vs. Oklahoma (12/3/25)       |
| Career        | 10 | (2x) - Last: vs. Oklahoma (12/3/25)       |
| FG ATTEMPTED  |    |   |
| ACC           | 21 | - vs. Notre Dame (2/23/25)                |
| NCAAT         | 21 | - vs. LSU (3/28/25)                       |
| Season        | 22 | - at Oklahoma (12/3/25)                   |
| Career        | 22 | - at Oklahoma (12/3/25)                   |
| 3FG MADE      |    |   |
| ACC           | 2  | (5x) - Last: vs. Wake Forest (2/27/25)    |
| NCAAT         | 1  | (2x) - Last: vs. Vermont (3/22/25)        |
| Season        | 1  | (3x) - Last: vs. Seton Hall (12/3/25)     |
| Career        | 2  | (9x) - Last: vs. Wake Forest (2/27/25)    |
| 3FG ATTEMPTED |    |   |
| ACC           | 5  | - vs. Virginia (1/19/25)                  |
| NCAAT         | 4  | - vs. Vermont (3/22/25)                   |
| Season        | 5  | (2x) - Last: vs. Seton Hall (12/7/25)     |
| Career        | 6  | - vs. ETSU (11/5/24)                      |
| FT MADE       |    |   |
| ACC           | 14 | - vs. Notre Dame (2/23/25)                |
| NCAAT         | 8  | - vs. Texas (3/31/24)                     |
| Season        | 5  | (4x) - Last: vs. Oklahoma (12/3/25)       |
| Career        | 14 | - vs. Notre Dame (2/23/25)                |
| FT ATTEMPTED  |    |   |
| ACC           | 14 | - vs. Notre Dame (2/23/25)                |
| NCAAT         | 10 | - vs. Texas (3/31/24)                     |
| Season        | 7  | (3x) - Last: vs. Oklahoma (12/3/25)       |
| Career        | 15 | - vs. Liberty (12/10/23)                  |
| ASSISTS       |    |   |
| ACC           | 9  | (2x) - Last: at Cal (1/9/25)              |
| NCAAT         | 5  | (2x) Last: vs. LSU (3/28/25)              |
| Season        | 8  | - vs. Coastal (11/19/25)                  |
| Career        | 11 | - at Old Dominion (12/20/23)              |
| STEALS        |    |   |
| ACC           | 4  | (2x) - Last: vs. Boston College (1/5/25)  |
| NCAAT         | 3  | (3x) - vs. South Carolina (4/5/24)        |
| Season        | 4  | - vs. Southern Miss (11/28/25)            |
| Career        | 4  | (4x) - Last: vs. Southern Miss (11/28/25) |
| BLOCKS        |    |   |
| ACC           | 3  | - vs. Syracuse (2/29/24)                  |
| NCAAT         | 1  | (3x) - Last: vs. LSU (3/28/25)            |
| Season        | 1  | (2x) - Last: vs. Coastal (11/19/25)       |
| Career        | 3  | (2x) - Last: vs. Coastal (11/21/24)       |
| MINUTES       |    |   |
| ACC           | 48 | - vs. Notre Dame (2/23/25)                |
| NCAAT         | 36 | - vs. LSU (3/28/25)                       |
| Season        | 39 | (2x) - Last: vs. USC (11/9/25)            |
| Career        | 48 | - vs. Notre Dame (2/23/25)                |

SEASON STATS

| GP/GS | PPG  | RPG | FG%  | 3FG% | FT%  | APG | BPG | SPG | MPG  |
|-------|------|-----|------|------|------|-----|-----|-----|------|
| 11/11 | 14.2 | 6.4 | .395 | .130 | .674 | 4.7 | 0.2 | 1.1 | 33.8 |

GAME NOTES

- Coming off 11 points, seven rebounds and three assists at Miami; needs 19 more points for 1,000 career points
- Logged 21 points and seven assists vs. Green Bay and 14 points and five assists vs. Southern Miss to earn a spot on the Cancun Challenge Yucatan All-Tournament Team
- Ranked sixth in assists, ninth in scoring and assist/turnover ratio (1.9) and 16th in rebounding in the ACC
- Tabbed to Nancy Lieberman Point Guard of the Year Watchlist and Naismith Player of the Year
- Named the ACC Most Improved Player, first time in school history, as well as an All-ACC First Team selection, ACC All-Tournament First Team choice and WBCA All-America Honorable Mention honors
- Registered career-high 33 points (14-of-14 FT) w/ 10 rebounds for double-double & three assists vs. No. 1 Notre Dame
- Named ACC Player of the Week after averaging 25.0 points and 7.5 rebounds per game in two ranked wins
- Invited and participated in Kelsey Plum's DAWG Class, being one of 12 guards in the country invited

FASTBREAK

- Changed her hair this year and got rid of the bun
- Looking to improve 3-point shot and improve in assist/turnover ratio this year
- Goals are to win ACC and National Championship and ACC Player of the Year
- Can solve a rubiks cube and has two dogs, Benji and Theo
- Father, Maurice, works for the NBA as an editor

2025-26 STATS

| Opponent               | Date       | GS | MIN   | Total  |        | 3-Pointers |       | Free throws |       | Rebounds |     |     |      | PF  | A  | TO | BLK | STL | PTS | AVG  |      |
|------------------------|------------|----|-------|--------|--------|------------|-------|-------------|-------|----------|-----|-----|------|-----|----|----|-----|-----|-----|------|------|
|                        |            |    |       | FG-FGA | PCT    | 3FG-3FGA   | PCT   | FT-FTA      | PCT   | OFF      | DEF | TOT | AVG  |     |    |    |     |     |     |      |      |
| vs Tennessee           | 11/04/2025 | *  | 39:21 | 4-13   | .308   | 0-0        | .000  | 5-7         | .714  | 3        | 8   | 11  | 11.0 | 1   | 5  | 3  | 1   | 1   | 13  | 13.0 |      |
| vs Southern California | 11/09/2025 | *  | 38:58 | 10-20  | .500   | 0-2        | .000  | 4-5         | .800  | 2        | 9   | 11  | 11.0 | 2   | 6  | 6  | 0   | 1   | 24  | 18.5 |      |
| Maine                  | 11/11/2025 | *  | 27:59 | 4-8    | .500   | 1-1        | 1.000 | 5-5         | 1.000 | 1        | 8   | 9   | 10.3 | 0   | 1  | 1  | 0   | 2   | 14  | 17.0 |      |
| TCU                    | 11/16/2025 | *  | 36:06 | 2-13   | .154   | 0-3        | .000  | 2-4         | .500  | 1        | 9   | 10  | 10.3 | 2   | 6  | 1  | 0   | 0   | 6   | 14.3 |      |
| Coastal Carolina       | 11/19/2025 | *  | 36:43 | 5-13   | .385   | 1-5        | .200  | 2-4         | .500  | 2        | 4   | 6   | 9.4  | 2   | 8  | 4  | 1   | 1   | 13  | 14.0 |      |
| Rhode Island           | 11/23/2025 | *  | 35:47 | 4-9    | .444   | 0-0        | .000  | 0-0         | .000  | 0        | 2   | 2   | 8.2  | 4   | 4  | 1  | 0   | 1   | 8   | 13.0 |      |
| vs Green Bay           | 11/27/2025 | *  | 35:57 | 8-19   | .421   | 0-3        | .000  | 5-7         | .714  | 0        | 3   | 3   | 7.4  | 1   | 7  | 2  | 0   | 2   | 21  | 14.1 |      |
| vs Southern Miss.      | 11/28/2025 | *  | 23:32 | 7-14   | .500   | 0-1        | .000  | 0-0         | .000  | 1        | 2   | 3   | 6.9  | 1   | 5  | 1  | 0   | 4   | 14  | 14.1 |      |
| at Oklahoma            | 12/03/2025 | *  | 38:13 | 10-22  | .455   | 0-2        | .000  | 5-7         | .714  | 0        | 2   | 2   | 6.3  | 5   | 2  | 3  | 0   | 0   | 25  | 15.3 |      |
| Seton Hall             | 12/07/2025 | *  | 35:10 | 3-13   | .231   | 1-5        | .200  | 0-1         | .000  | 2        | 4   | 6   | 6.3  | 3   | 5  | 3  | 0   | 0   | 7   | 14.5 |      |
| at Miami (FL)          | 12/14/2025 | *  | 23:30 | 5-13   | .385   | 0-1        | .000  | 1-3         | .333  | 3        | 4   | 7   | 6.4  | 2   | 3  | 2  | 0   | 0   | 11  | 14.2 |      |
| Totals                 |            |    | 11    | 371:15 | 62-157 | .395       | 3-23  | .130        | 29-43 | .674     | 15  | 55  | 70   | 6.4 | 23 | 52 | 27  | 2   | 12  | 156  | 14.2 |

Player Averages

| Games Played | Minutes/game | Points/game | FG Pct | 3FG Pct | FT Pct | Rebounds/game | Assists/game | Turnovers/game | Assist/Turnover ratio | Steals/game | Blocks/game |
|--------------|--------------|-------------|--------|---------|--------|---------------|--------------|----------------|-----------------------|-------------|-------------|
| 11           | 33.8         | 14.2        | 39.5   | 13.0    | 67.4   | 6.4           | 4.7          | 2.5            | 1.9                   | 1.1         | 0.2         |

NOTABLE STATS

| STAT                | 23-24 | 24-25 | 25-26 | Career |
|---------------------|-------|-------|-------|--------|
| Double Figure Pts.  | 18    | 28    | 8     | 54     |
| Double Figure Rebs. | 1     | 2     | 3     | 6      |
| Double-Doubles      | 2     | 2     | 2     | 6      |
| 5+ Assists          | 9     | 9     | 7     | 25     |
| 3+ Blocks           | 1     | 1     | -     | 2      |
| 3+ Steals           | 8     | 4     | 1     | 13     |
| Led Team in Pts.    | 1     | 9     | 3     | 13     |
| Led Team in Rebs.   | 1     | 4     | 1     | 6      |
| Led Team in Asts.   | 14    | 16    | 7     | 37     |
| 20+ Points          | -     | 4     | 3     | 7      |
| 30+ Points          | -     | 1     | -     | 1      |

CAREER STATS

|         |      |       |           | Field Goals |      | 3-Point  |      | F-Throws |      | Rebounds |     |     |     | Scoring |     |     |     |     |     |      |  |
|---------|------|-------|-----------|-------------|------|----------|------|----------|------|----------|-----|-----|-----|---------|-----|-----|-----|-----|-----|------|--|
| SEASON  | TEAM | GP-GS | MIN/AVG   | FG-FGA      | FG%  | 3FG-3FGA | 3FG% | FT-FTA   | FT%  | OFF      | DEF | TOT | AVG | PF-FO   | A   | TO  | BLK | STL | PTS | AVG  |  |
| 2023-24 | NCSU | 38-7  | 1004/26.4 | 127-306     | .415 | 12-65    | .185 | 75-105   | .714 | 22       | 123 | 145 | 3.8 | 69-1    | 130 | 72  | 20  | 55  | 341 | 9.0  |  |
| 2024-25 | NCSU | 34-34 | 1082/31.8 | 184-398     | .462 | 20-71    | .282 | 96-127   | .756 | 21       | 138 | 159 | 4.7 | 61-0    | 126 | 73  | 18  | 45  | 484 | 14.2 |  |
| 2025-26 | NCSU | 11-11 | 371/33.8  | 62-157      | .395 | 3-23     | .130 | 29-43    | .674 | 15       | 55  | 70  | 6.4 | 23-1    | 52  | 27  | 2   | 12  | 156 | 14.2 |  |
| TOTAL   |      | 83-52 | 2458/29.6 | 373-861     | .433 | 35-159   | .220 | 200-275  | .727 | 58       | 316 | 374 | 4.5 | 153-2   | 308 | 172 | 40  | 112 | 981 | 11.8 |  |



42 Mallory Collier | Jr. | 6-3 | C | Millington, Tenn. (Bartlett)

CAREER STATS

|               |   |
|---------------|---|
| POINTS        |   |
| ACC           | 8 - at Stanford (1/12/25)                   |
| NCAAT         | 7 - vs. Southern Miss (11/28/25)            |
| Season        | 7 - vs. Southern Miss (11/28/25)            |
| Career        | 10 - vs. Cincinnati (11/23/23)              |
| REBOUNDS      |   |
| ACC           | 4 - at Louisville (12/15/24)                |
| NCAAT         | 1 - vs. South Carolina (4/5/24)             |
| Season        | 3 - vs. Green Bay (11/27/25)                |
| Career        | 9 - vs. Ole Miss (12/5/24)                  |
| FG MADE       |   |
| ACC           | 4 - at Stanford (1/12/25)                   |
| NCAAT         | 3 - vs. Southern Miss (11/28/25)            |
| Season        | 3 - vs. Southern Miss (11/28/25)            |
| Career        | 4 (2x) - Last: at Stanford (1/12/25)        |
| FG ATTEMPTED  |   |
| ACC           | 5 (2x) - Last: vs. Virginia Tech (1/26/25)  |
| NCAAT         | 6 - vs. Southern Miss (11/28/25)            |
| Season        | 6 - vs. Southern Miss (11/28/25)            |
| Career        | 6 (4x) - Last: vs. Southern Miss (11/28/25) |
| 3FG MADE      |   |
| ACC           |   |
| NCAAT         |   |
| Season        |   |
| Career        |   |
| 3FG ATTEMPTED |   |
| ACC           |   |
| NCAAT         |   |
| Season        |   |
| Career        |   |
| FT MADE       |   |
| ACC           | 2 (2x) - Last: at Miami (12/14/25)          |
| NCAAT         | 2 - at Miami (12/14/25)                     |
| Season        | 2 - at Miami (12/14/25)                     |
| Career        | 4 - vs. Cincinnati (11/24/23)               |
| FT ATTEMPTED  |   |
| ACC           | 2 (5x) - Last: at Miami (12/14/25)          |
| NCAAT         | 2 (2x) - Last: at Miami (12/14/25)          |
| Season        | 2 (2x) - Last: at Miami (12/14/25)          |
| Career        | 6 - vs. Cincinnati (11/24/23)               |
| ASSISTS       |   |
| ACC           | 1 (3x) - Last: vs. Pittsburgh (1/16/25)     |
| NCAAT         | 1 (6x) - Last: vs. Pittsburgh (1/16/25)     |
| Season        | 1 (6x) - Last: vs. Pittsburgh (1/16/25)     |
| Career        | 1 (6x) - Last: vs. Pittsburgh (1/16/25)     |
| STEALS        |   |
| ACC           | 1 (2x) - Last: vs. Pittsburgh (1/16/25)     |
| NCAAT         | 2 - vs. Kentucky (11/23/23)                 |
| Season        | 2 - vs. Kentucky (11/23/23)                 |
| Career        | 2 - vs. Kentucky (11/23/23)                 |
| BLOCKS        |   |
| ACC           | 1 (2x) - Last: vs. Pittsburgh (1/16/25)     |
| NCAAT         | 2 (2x) - Last: vs. Madison (12/19/24)       |
| Season        | 2 (2x) - Last: vs. Madison (12/19/24)       |
| Career        | 2 (2x) - Last: vs. Madison (12/19/24)       |
| MINUTES       |   |
| ACC           | 22 - at Louisville (12/15/24)               |
| NCAAT         | 4 (2x) - Last: vs. Michigan State (3/24/25) |
| Season        | 16 - vs. Southern Miss (11/28/25)           |
| Career        | 28 - vs. Ole Miss (12/5/24)                 |

NOTABLE STATS

| STAT                | 23-24 | 24-25 | 25-26 | Career |
|---------------------|-------|-------|-------|--------|
| Double Figure Pts.  | 1     | -     | -     | 1      |
| Double Figure Rebs. | -     | -     | -     | -      |
| Double-Doubles      | -     | -     | -     | -      |
| 5+ Assists          | -     | -     | -     | -      |
| 3+ Blocks           | -     | -     | -     | -      |
| 3+ Steals           | -     | -     | -     | -      |
| Led Team in Pts.    | -     | -     | -     | -      |
| Led Team in Rebs.   | -     | 2     | -     | 2      |
| Led Team in Asts.   | -     | -     | -     | -      |
| 20+ Points          | -     | -     | -     | -      |
| 30+ Points          | -     | -     | -     | -      |

SEASON STATS

| GP/GS | PPG | RPG | FG%  | 3FG% | FT%  | APG | BPG | SPG | MPG |
|-------|-----|-----|------|------|------|-----|-----|-----|-----|
| 7/0   | 3.0 | 1.4 | .600 | -    | .750 | -   | -   | -   | 7.2 |

GAME NOTES

- Coming off two points and one rebound in seven minutes off the bench at Miami
- Finished with a season-high seven points w/ two boards vs. Southern Miss
- Made 29 appearances with 3.1 points/game off 57.3 percent shooting with 2.3 rebounds/game as sophomore
- Registered eight points twice, including at Stanford off 4-of-5 shooting in just eight minutes played
- Tallied a team-high nine rebounds in a career-high 28 minutes played vs. Ole Miss
- As a freshman, played in 22 games off the bench to average 6.3 minutes per game
- Finished with double-digit scoring game with 10 points and four boards vs. Cincinnati
- Ranked the No. 55 player in the class of 2023 by ESPN and was a McDonald's All-America Game nominee

FASTBREAK

- Worked on getting stanima up this offseason, staying with S&C Coach Felipe to get in shape
- Did not want to transfer and knew she could do all the work she needed to here
- Wants to win again with an ACC Championship and National Championship
- Self-proclaimed best tiktoker on the team
- Loves to get hair and nails done and has a dog named Bella

2025-26 STATS

| Opponent          | Date       | GS | MIN   | Total  |       | 3-Pointers |      | Free throws |       | Rebounds |     |     |     | PF A TO BLK STL PVS AVG |   |    |     |     |     |     |
|-------------------|------------|----|-------|--------|-------|------------|------|-------------|-------|----------|-----|-----|-----|-------------------------|---|----|-----|-----|-----|-----|
|                   |            |    |       | FG-FGA | PCT   | 3FG-3FGA   | PCT  | FT-FTA      | PCT   | OFF      | DEF | TOT | AVG | PF                      | A | TO | BLK | STL | PVS | AVG |
| Maine             | 11/11/2025 |    | 07:26 | 2-2    | 1.000 | 0-0        | .000 | 0-0         | .000  | 1        | 0   | 1   | 1.0 | 1                       | 0 | 0  | 0   | 0   | 4   | 4.0 |
| TCU               | 11/16/2025 |    | 03:12 | 1-2    | .500  | 0-0        | .000 | 0-0         | .000  | 0        | 0   | 0   | 0.5 | 0                       | 0 | 0  | 0   | 0   | 2   | 3.0 |
| Coastal Carolina  | 11/19/2025 |    | 08:03 | 2-3    | .667  | 0-0        | .000 | 0-0         | .000  | 0        | 2   | 2   | 1.0 | 3                       | 0 | 0  | 0   | 0   | 4   | 3.3 |
| vs Green Bay      | 11/27/2025 |    | 05:15 | 1-1    | 1.000 | 0-0        | .000 | 0-0         | .000  | 2        | 1   | 3   | 1.5 | 1                       | 0 | 1  | 0   | 0   | 2   | 3.0 |
| vs Southern Miss. | 11/28/2025 |    | 15:31 | 3-6    | .500  | 0-0        | .000 | 1-2         | .500  | 1        | 1   | 2   | 1.6 | 1                       | 0 | 1  | 0   | 0   | 7   | 3.8 |
| Seton Hall        | 12/07/2025 |    | 04:19 | 0-0    | .000  | 0-0        | .000 | 0-0         | .000  | 0        | 1   | 1   | 1.5 | 0                       | 0 | 0  | 0   | 0   | 0   | 3.2 |
| at Miami (FL)     | 12/14/2025 |    | 06:39 | 0-1    | .000  | 0-0        | .000 | 2-2         | 1.000 | 1        | 0   | 1   | 1.4 | 1                       | 0 | 1  | 0   | 0   | 2   | 3.0 |
| Totals            |            | 0  | 50:25 | 9-15   | .600  | 0-0        | .000 | 3-4         | .750  | 5        | 5   | 10  | 1.4 | 7                       | 0 | 3  | 0   | 0   | 21  | 3.0 |

Player Averages

| Games Played | Minutes/game | Points/game | FG Pct | 3FG Pct | FT Pct | Rebounds/game | Assists/game | Turnovers/game | Assist/Turnover ratio | Steals/game | Blocks/game |
|--------------|--------------|-------------|--------|---------|--------|---------------|--------------|----------------|-----------------------|-------------|-------------|
| 7            | 7.2          | 3.0         | 60.0   | 0.0     | 75.0   | 1.4           | 0.0          | 0.4            | 0.0                   | 0.0         | 0.0         |

CAREER STATS

|         |      |       |          | Field Goals |      | 3-Point  |      | F-Throws |      | Rebounds |     |     |     |       |   |    |     |     |     | Scoring |  |
|---------|------|-------|----------|-------------|------|----------|------|----------|------|----------|-----|-----|-----|-------|---|----|-----|-----|-----|---------|--|
| SEASON  | TEAM | GP-GS | MIN/AVG  | FG-FGA      | FG%  | 3FG-3FGA | 3FG% | FT-FTA   | FT%  | OFF      | DEF | TOT | AVG | PF-FO | A | TO | BLK | STL | PTS | AVG     |  |
| 2023-24 | NCSU | 22-0  | 139/6.3  | 18-31       | .581 | 0-0      | .000 | 9-16     | .563 | 15       | 24  | 39  | 1.8 | 20-0  | 2 | 9  | 5   | 2   | 45  | 2.0     |  |
| 2024-25 | NCSU | 29-11 | 330/11.4 | 43-75       | .573 | 0-0      | .000 | 4-20     | .200 | 37       | 31  | 68  | 2.3 | 48-0  | 4 | 26 | 5   | 4   | 90  | 3.1     |  |
| 2025-26 | NCSU | 7-0   | 50/7.2   | 9-15        | .600 | 0-0      | .000 | 3-4      | .750 | 5        | 5   | 10  | 1.4 | 7-0   | 0 | 3  | 0   | 0   | 21  | 3.0     |  |
| TOTAL   |      | 58-11 | 519/8.9  | 70-121      | .579 | 0-0      | .000 | 16-40    | .400 | 57       | 60  | 117 | 2.0 | 75-0  | 6 | 38 | 10  | 6   | 156 | 2.7     |  |



OVERALL STATS

Game Records

| Record         | Overall | Home | Away | Neutral |
|----------------|---------|------|------|---------|
| ALL GAMES      | 7-4     | 3-2  | 1-1  | 3-1     |
| CONFERENCE     | 1-0     | 0-0  | 1-0  | 0-0     |
| NON-CONFERENCE | 6-4     | 3-2  | 0-1  | 3-1     |

Score by Periods

| Team      | 1st | 2nd | 3rd | 4th | OT | TOT |
|-----------|-----|-----|-----|-----|----|-----|
| NC State  | 219 | 193 | 234 | 187 | 9  | 842 |
| Opponents | 165 | 154 | 202 | 193 | 14 | 728 |

Team Box Score

| No.       | Player             |       |        |      | Total   |      | 3-Point  |      | F-Throw |      | Rebounds |     |     |      |     |    |     |     |     |     |     |      |
|-----------|--------------------|-------|--------|------|---------|------|----------|------|---------|------|----------|-----|-----|------|-----|----|-----|-----|-----|-----|-----|------|
|           |                    | GP-GS | MIN    | AVG  | FG-FGA  | FG%  | 3FG-3FGA | 3FG% | FT-FTA  | FT%  | OFF      | DEF | TOT | AVG  | PF  | DQ | A   | TO  | BLK | STL | PTS | AVG  |
| 12        | PIERRE, Khamil     | 11-10 | 325:21 | 29.6 | 73-148  | .493 | 0-3      | .000 | 15-25   | .600 | 49       | 94  | 143 | 13.0 | 20  | 0  | 16  | 28  | 9   | 11  | 161 | 14.6 |
| 35        | BROOKS, Zoe        | 11-11 | 371:15 | 33.8 | 62-157  | .395 | 3-23     | .130 | 29-43   | .674 | 15       | 55  | 70  | 6.4  | 23  | 1  | 52  | 27  | 2   | 12  | 156 | 14.2 |
| 3         | JONES, Zamareya    | 11-11 | 325:48 | 29.6 | 57-143  | .399 | 21-65    | .323 | 16-22   | .727 | 2        | 42  | 44  | 4.0  | 22  | 0  | 41  | 17  | 2   | 15  | 151 | 13.7 |
| 18        | TRYGGER, Tilda     | 10-10 | 294:39 | 29.5 | 45-84   | .536 | 9-25     | .360 | 18-26   | .692 | 34       | 45  | 79  | 7.9  | 17  | 1  | 11  | 13  | 12  | 6   | 117 | 11.7 |
| 2         | SAMUELS, Qadence   | 11-8  | 253:52 | 23.1 | 20-68   | .294 | 11-39    | .282 | 10-11   | .909 | 13       | 31  | 44  | 4.0  | 17  | 0  | 9   | 10  | 5   | 4   | 61  | 5.5  |
| 7         | LUNAN, Destiny     | 11-0  | 168:01 | 15.3 | 20-45   | .444 | 9-20     | .450 | 11-16   | .688 | 0        | 18  | 18  | 1.6  | 19  | 0  | 11  | 18  | 0   | 8   | 60  | 5.5  |
| 0         | QUIGLEY, Devyn     | 11-3  | 199:08 | 18.1 | 20-48   | .417 | 7-23     | .304 | 1-4     | .250 | 9        | 20  | 29  | 2.6  | 14  | 0  | 9   | 11  | 1   | 6   | 48  | 4.4  |
| 11        | COX, Maddie        | 11-2  | 173:54 | 15.8 | 16-38   | .421 | 6-18     | .333 | 7-8     | .875 | 7        | 28  | 35  | 3.2  | 7   | 0  | 6   | 8   | 7   | 4   | 45  | 4.1  |
| 1         | AWOU, Lorena       | 3-0   | 24:03  | 8.0  | 5-11    | .455 | 0-0      | .000 | 0-3     | .000 | 6        | 4   | 10  | 3.3  | 4   | 0  | 0   | 4   | 2   | 1   | 10  | 3.3  |
| 42        | COLLIER, Mallory   | 7-0   | 50:25  | 7.2  | 9-15    | .600 | 0-0      | .000 | 3-4     | .750 | 5        | 5   | 10  | 1.4  | 7   | 0  | 0   | 3   | 0   | 0   | 21  | 3.0  |
| 10        | JERNIGAN, Adelaide | 5-0   | 38:34  | 7.7  | 5-19    | .263 | 2-12     | .167 | 0-0     | .000 | 1        | 4   | 5   | 1.0  | 4   | 0  | 1   | 1   | 0   | 1   | 12  | 2.4  |
| Team      |                    |       |        |      |         |      |          |      |         |      | 25       | 23  | 48  |      |     |    |     |     |     |     |     |      |
| Total     |                    | 11    | 2225   |      | 332-776 | .428 | 68-228   | .298 | 110-162 | .679 | 166      | 369 | 535 | 48.6 | 154 | 2  | 156 | 140 | 40  | 68  | 842 | 76.5 |
| Opponents |                    | 11    | 2225   |      | 287-755 | .380 | 72-282   | .255 | 82-123  | .667 | 113      | 299 | 412 | 37.5 | 166 | 0  | 117 | 128 | 39  | 77  | 728 | 66.2 |

Team Statistics

|                        | NCSU    | OPP     |
|------------------------|---------|---------|
| Scoring                | 842     | 728     |
| Points per game        | 76.5    | 66.2    |
| Scoring margin         | +10.4   | -       |
| Field goals-att        | 332-776 | 287-755 |
| Field goal pct         | .428    | .380    |
| 3 point fg-att         | 68-228  | 72-282  |
| 3-point FG pct         | .298    | .255    |
| 3-pt FG made per game  | 6.2     | 6.5     |
| Free throws-att        | 110-162 | 82-123  |
| Free throw pct         | .679    | .667    |
| F-Throws made per game | 10.0    | 7.5     |
| Rebounds               | 535     | 412     |
| Rebounds per game      | 48.6    | 37.5    |
| Rebounding margin      | +11.2   | -       |
| Assists                | 156     | 117     |
| Assists per game       | 14.2    | 10.6    |
| Turnovers              | 140     | 128     |
| Turnovers per game     | 12.7    | 11.6    |
| Turnover margin        | -1.1    | -       |
| Assist/turnover ratio  | 1.1     | 0.9     |
| Steals                 | 68      | 77      |
| Steals per game        | 6.2     | 7.0     |
| Blocks                 | 40      | 39      |
| Blocks per game        | 3.6     | 3.5     |
| Winning streak         | 2       | -       |
| Home win streak        | 1       | -       |
| Attendance             | 24082   | 5358    |
| Home games-Avg/Game    | 5-4816  | 2-2679  |
| Neutral site-Avg/Game  | -       | 4-2535  |

Team Results

| Date       | Opponent               |     | Score  | Att. |
|------------|------------------------|-----|--------|------|
| 11/04/2025 | vs Tennessee           | W   | 80-77  | 4731 |
| 11/09/2025 | vs Southern California | L   | 68-69  | 5208 |
| 11/11/2025 | Maine                  | W   | 66-47  | 4575 |
| 11/16/2025 | TCU                    | L   | 59-69  | 5500 |
| 11/19/2025 | Coastal Carolina       | W   | 71-58  | 4513 |
| 11/23/2025 | Rhode Island           | L   | 63-68  | 4705 |
| 11/27/2025 | vs Green Bay           | W   | 79-67  | 200  |
| 11/28/2025 | vs Southern Miss.      | W   | 110-56 | 0    |
| 12/03/2025 | at Oklahoma            | Lot | 98-103 | 4614 |
| 12/07/2025 | Seton Hall             | W   | 61-53  | 4789 |
| 12/14/2025 | at Miami (FL)          | W   | 87-61  | 744  |

ACC STATS

Game Records

| Record         | Overall | Home | Away | Neutral |
|----------------|---------|------|------|---------|
| ALL GAMES      | 1-0     | 0-0  | 1-0  | 0-0     |
| CONFERENCE     | 1-0     | 0-0  | 1-0  | 0-0     |
| NON-CONFERENCE | 0-0     | 0-0  | 0-0  | 0-0     |

Score by Periods

| Team      | 1st | 2nd | 3rd | 4th | OT | TOT |
|-----------|-----|-----|-----|-----|----|-----|
| NC State  | 29  | 19  | 21  | 18  | 0  | 87  |
| Opponents | 13  | 7   | 19  | 22  | 0  | 61  |

Team Box Score

| No.       | Player             |       |       |      | Total  |      | 3-Point  |      | F-Throw |       | Rebounds |     |     |      |    |    |    |    |     |     |     |      |
|-----------|--------------------|-------|-------|------|--------|------|----------|------|---------|-------|----------|-----|-----|------|----|----|----|----|-----|-----|-----|------|
|           |                    | GP-GS | MIN   | AVG  | FG-FGA | FG%  | 3FG-3FGA | 3FG% | FT-FTA  | FT%   | OFF      | DEF | TOT | AVG  | PF | DQ | A  | TO | BLK | STL | PTS | AVG  |
| 12        | PIERRE, Khamil     | 1-1   | 31:43 | 31.7 | 9-14   | .643 | 0-1      | .000 | 3-4     | .750  | 4        | 9   | 13  | 13.0 | 3  | 0  | 0  | 4  | 1   | 2   | 21  | 21.0 |
| 3         | JONES, Zamareya    | 1-1   | 27:25 | 27.4 | 6-10   | .600 | 3-4      | .750 | 1-1     | 1.000 | 0        | 2   | 2   | 2.0  | 1  | 0  | 4  | 0  | 0   | 1   | 16  | 16.0 |
| 35        | BROOKS, Zoe        | 1-1   | 23:30 | 23.5 | 5-13   | .385 | 0-1      | .000 | 1-3     | .333  | 3        | 4   | 7   | 7.0  | 2  | 0  | 3  | 2  | 0   | 0   | 11  | 11.0 |
| 7         | LUNAN, Destiny     | 1-0   | 24:16 | 24.3 | 4-10   | .400 | 1-2      | .500 | 2-2     | 1.000 | 0        | 4   | 4   | 4.0  | 3  | 0  | 1  | 0  | 0   | 1   | 11  | 11.0 |
| 0         | QUIGLEY, Devyn     | 1-1   | 25:11 | 25.2 | 4-6    | .667 | 2-4      | .500 | 0-0     | .000  | 1        | 3   | 4   | 4.0  | 1  | 0  | 2  | 0  | 0   | 0   | 10  | 10.0 |
| 18        | TRYGGER, Tilda     | 1-1   | 21:10 | 21.2 | 4-7    | .571 | 1-2      | .500 | 0-0     | .000  | 1        | 3   | 4   | 4.0  | 1  | 0  | 2  | 1  | 2   | 0   | 9   | 9.0  |
| 2         | SAMUELS, Qadence   | 1-0   | 15:02 | 15.0 | 2-6    | .333 | 1-2      | .500 | 0-0     | .000  | 3        | 1   | 4   | 4.0  | 1  | 0  | 2  | 1  | 0   | 0   | 5   | 5.0  |
| 11        | COX, Maddie        | 1-0   | 20:15 | 20.3 | 1-3    | .333 | 0-1      | .000 | 0-0     | .000  | 0        | 3   | 3   | 3.0  | 0  | 0  | 0  | 1  | 1   | 0   | 2   | 2.0  |
| 42        | COLLIER, Mallory   | 1-0   | 06:39 | 6.7  | 0-1    | .000 | 0-0      | .000 | 2-2     | 1.000 | 1        | 0   | 1   | 1.0  | 1  | 0  | 0  | 1  | 0   | 0   | 2   | 2.0  |
| 10        | JERNIGAN, Adelaide | 1-0   | 04:49 | 4.8  | 0-4    | .000 | 0-1      | .000 | 0-0     | .000  | 1        | 0   | 1   | 1.0  | 0  | 0  | 0  | 0  | 0   | 0   | 0   | 0.0  |
| Team      |                    |       |       |      |        |      |          |      |         |       | 2        | 4   | 6   |      |    |    |    |    |     |     |     |      |
| Total     |                    | 1     | 200   |      | 35-74  | .473 | 8-18     | .444 | 9-12    | .750  | 16       | 33  | 49  | 49.0 | 13 | 0  | 14 | 10 | 4   | 4   | 87  | 87.0 |
| Opponents |                    | 1     | 200   |      | 23-63  | .365 | 6-25     | .240 | 9-13    | .692  | 7        | 24  | 31  | 31.0 | 12 | 0  | 11 | 12 | 4   | 6   | 61  | 61.0 |

Team Statistics



|                        | NCSU  | OPP   |
|------------------------|-------|-------|
| Scoring                | 87    | 61    |
| Points per game        | 87.0  | 61.0  |
| Scoring margin         | +26.0 | -     |
| Field goals-att        | 35-74 | 23-63 |
| Field goal pct         | .473  | .365  |
| 3 point fg-att         | 8-18  | 6-25  |
| 3-point FG pct         | .444  | .240  |
| 3-pt FG made per game  | 8.0   | 6.0   |
| Free throws-att        | 9-12  | 9-13  |
| Free throw pct         | .750  | .692  |
| F-Throws made per game | 9.0   | 9.0   |
| Rebounds               | 49    | 31    |
| Rebounds per game      | 49.0  | 31.0  |
| Rebounding margin      | +18.0 | -     |
| Assists                | 14    | 11    |
| Assists per game       | 14.0  | 11.0  |
| Turnovers              | 10    | 12    |
| Turnovers per game     | 10.0  | 12.0  |
| Turnover margin        | +2.0  | -     |
| Assist/turnover ratio  | 1.4   | 0.9   |
| Steals                 | 4     | 6     |
| Steals per game        | 4.0   | 6.0   |
| Blocks                 | 4     | 4     |
| Blocks per game        | 4.0   | 4.0   |
| Winning streak         | 1     | -     |
| Home win streak        | 0     | -     |
| Attendance             | 0     | 744   |
| Home games-Avg/Game    | 0-0   | 1-744 |
| Neutral site-Avg/Game  | -     | 0-0   |

Team Results

| Date       | Opponent      |   | Score | Att. |
|------------|---------------|---|-------|------|
| 12/14/2025 | at Miami (FL) | W | 87-61 | 744  |

# BOX SCORES

## GAME 1 - NOV. 4, 2025 - #9/8 NC STATE 80, #8/9 TENNESSEE 77

Official Basketball Box Score - Final

Tennessee at NC State

11/04/25 First Horizon Coliseum, Greensboro

Ro Greensboro Invitational

Game Time: 4:00 PM

Game Duration: 2:03

Attendance: 4,731

Tennessee - 77

Record: 0-1



Officials: Pubani Spruiell, Tiffany Bird, Eric Brewton

| NO. Name  | Min     | FG M-A | 3P M-A | FT M-A | Rebounds OR DR TOT | Fouls PF | TP | AS | TO | ST | Blocks BS BA | +/- | Shooting By Period |                    |             |
|---|---------|--------|--------|--------|--------------------|----------|----|----|----|----|--------------|-----|--------------------|--------------------|-------------|
|   |         |        |        |        |                    |          |    |    |    |    |              |     | 1 <sup>st</sup> FG | 2 <sup>nd</sup> FG |             |
| 0 Janiah Barker                                 | F 24:06 | 6-11   | 3-5    | 0-0    | 0 2 2              | 2 0 15   | 0  | 3  | 1  | 0  | 0            | 0   | -9                 | 1 <sup>st</sup> FG | 9-22 40.9%  |
| 11 Zee Spearman                                 | F 29:40 | 1-8    | 0-3    | 1-2    | 3 6 9              | 3 4 3    | 0  | 2  | 0  | 2  | 1            | -4  |                    | 2 <sup>nd</sup> FG | 4-10 40.0%  |
| 1 Nya Robertson                                 | G 16:29 | 3-9    | 1-4    | 0-0    | 3 3 6              | 2 0 7    | 2  | 2  | 0  | 0  | 2            | 4   |                    | 3 <sup>rd</sup> FG | 9-20 45.0%  |
| 13 Mia Pualdo                                   | G 27:31 | 4-12   | 1-8    | 1-2    | 1 5 6              | 3 1 10   | 1  | 1  | 0  | 0  | 0            | 2   |                    | 4 <sup>th</sup> FG | 2-7 28.6%   |
| 55 Talaysia Cooper                              | G 30:44 | 9-17   | 2-7    | 3-4    | 2 9 11             | 2 2 23   | 7  | 1  | 3  | 1  | 0            | 6   |                    | FT                 | 0-0 0%      |
| 25 Deniya Prawl                                 | 22:08   | 1-6    | 0-2    | 0-0    | 2 1 3              | 1 0 2    | 2  | 2  | 1  | 0  | 1            | -7  |                    | 3 <sup>rd</sup> FT | 6-17 35.3%  |
| 33 Alyssa Latham                                | 16:25   | 2-4    | 0-1    | 0-0    | 1 1 2              | 0 0 4    | 0  | 0  | 0  | 0  | 0            | 8   |                    | 4 <sup>th</sup> FT | 5-17 14.3%  |
| 8 Jersey Wollenbarger                           | 09:53   | 0-1    | 0-0    | 0-2    | 0 1 3              | 1 4 1    | 0  | 0  | 0  | 0  | 0            | 1   |                    | FT                 | 5-10 50%    |
| 12 Mya Pualdo                                   | 02:06   | 0-0    | 0-0    | 0-0    | 0 0 0              | 2 0 0    | 1  | 0  | 0  | 0  | 0            | 1   |                    | 3 <sup>rd</sup> FG | 2-7 28.6%   |
| 15 Jaida Civil                                  | 12:43   | 4-7    | 2-2    | 3-4    | 1 3 4              | 3 2 13   | 0  | 0  | 0  | 0  | 1            | -3  |                    | 4 <sup>th</sup> FG | 2-9 22.2%   |
| 4 Kaniya Boyd                                   | 06:16   | 0-2    | 0-1    | 0-0    | 0 0 0              | 1 0 0    | 1  | 0  | 1  | 0  | 0            | -14 |                    | FT                 | 1-2 50%     |
| Team  |         |        |        |        | 3 1 4              | 0 0 0    | 0  |    |    |    |              |     |                    | GM FG              | 30-77 39.0% |
| Totals  |         | 30-77  | 9-33   | 8-14   | 16 32 48           | 23 10 77 | 14 | 11 | 6  | 4  | 5            | -3  |                    | 3 <sup>rd</sup> FT | 3-33 27.3%  |
| Major Fouls: Barker (TF) 2 2 <sup>nd</sup> 0:35 |         |        |        |        |                    |          |    |    |    |    |              |     |                    |                    |             |
| Dead Ball Rebounds: 4, 0                        |         |        |        |        |                    |          |    |    |    |    |              |     |                    |                    |             |

| NC State - 80            |         | Record: 1-0 |      | Officials: Pubani Spruiell, Tiffany Bird, Eric Brewton |           |          |    |    |    |    |        |     |  |
|--------------------------|---------|-------------|------|--|-----------|----------|----|----|----|----|--------|-----|--|
| NO. Name                 | Min     | FG          | 3P   | FT   | Rebounds  | Fouls    | TP | AS | TO | ST | Blocks | +/- |  |
|                          |         | M-A         | M-A  | M-A  | OR DR TOT | PF       | FD |    |    |    | BS BA  |     |  |
| 12 Khamil Pierre         | F 35:59 | 9-19        | 0-2  | 3-5  | 3 11 14   | 1 7 21   | 0  | 2  | 3  | 1  | 1      | 1   |  |
| 18 Tilda Trygger         | F 37:16 | 8-13        | 1-3  | 2-3  | 5 3 8     | 0 2 19   | 2  | 0  | 2  | 2  | 0      | 7   |  |
| 2 Oadence Samuels        | G 29:56 | 1-8         | 1-4  | 1-2  | 1 2 3     | 2 1 4    | 2  | 0  | 0  | 0  | 1      | 16  |  |
| 3 Zamareya Jones         | G 34:09 | 6-14        | 2-4  | 4-4  | 0 3 3     | 3 4 18   | 5  | 1  | 1  | 0  | 2      | 5   |  |
| 35 Zoe Brooks            | G 39:21 | 4-13        | 0-0  | 5-7  | 3 8 11    | 1 5 13   | 5  | 3  | 1  | 1  | 1      | 7   |  |
| 0 Devyn Quigley          | 10:04   | 0-2         | 0-2  | 0-0  | 0 1 1     | 1 0 0    | 0  | 1  | 0  | 0  | 0      | -13 |  |
| 7 Destiny Lunan          | 05:09   | 2-4         | 1-1  | 0-0  | 0 1 1     | 2 5 1    | 3  | 0  | 0  | 0  | 0      | 0   |  |
| 11 Maddie Cox            | 06:45   | 0-1         | 0-0  | 0-0  | 0 1 1     | 1 0 0    | 0  | 0  | 0  | 0  | 0      | -2  |  |
| 10 Adelaide Jernigan     | 01:21   | 0-2         | 0-1  | 0-0  | 0 0 0     | 0 1 0    | 0  | 0  | 1  | 0  | 0      | -6  |  |
| Team                     |         |             |      |  | 3 3 6     | 0 0 0    | 0  |    |    |    |        |     |  |
| Totals                   |         | 30-76       | 5-17 | 15-21  | 15 33 48  | 10 22 80 | 16 | 10 | 7  | 5  | 4      | 3   |  |
| Major Fouls: NONE        |         |             |      |  |           |          |    |    |    |    |        |     |  |
| Dead Ball Rebounds: 5, 0 |         |             |      |  |           |          |    |    |    |    |        |     |  |

|                  | TENN                      | NCSTU                     | Points from Turnovers | TENN | NCSTU | Period by Period Scoring | 1st | 2nd | 3rd | 4th | TOT |
|------------------|---------------------------|---------------------------|-----------------------|------|-------|--------------------------|-----|-----|-----|-----|-----|
| Biggest lead     | 10 (2 <sup>nd</sup> 3:33) | 8 (3 <sup>rd</sup> 5:06)  | 16                    | 9    |       |                          |     |     |     |     |     |
| Best Scoring Run | 12 (2 <sup>nd</sup> 7:28) | 11 (3 <sup>rd</sup> 5:06) | 38                    | 38   |       |                          |     |     |     |     |     |
| Lead Changes     | 11                        | 17                        | 17                    | 17   |       |                          |     |     |     |     |     |
| Times Tied       | 2                         |                           | Fast Breaks           | 6    | 12    |                          |     |     |     |     |     |
| Time with Lead   | 16:50                     | 21:40                     | Bench                 | 19   | 5     |                          |     |     |     |     |     |
|                  |                           |                           | NCSTU                 | 25   | 15    | 23                       | 17  | 80  |     |     |     |

## GAME 2 - NOV. 9, 2025 - #18/16 USC 69, #9/8 NC STATE 68

Official Basketball Box Score - Final
Southern California at NC State
11/09/25 Spectrum Center, Charlotte
2025-26 Women's Basketball

Game Time: 3:00 PM  
Game Duration: 1:56  
Attendance: 5,208

Southern California - 69
Record: 2-0

Officials: Gina Cross, Melissa Barlow, Kristen Bell



| NO. Name                 | Min     | FG    | 3P   | FT   | Rebounds |    | Fouls | TP | AS | TO | ST | Blocks | +/- |    |    |
|--------------------------|---------|-------|------|------|----------|----|-------|----|----|----|----|--------|-----|----|----|
|                          |         | M-A   | M-A  | M-A  | OR       | DR | TOT   |    |    |    |    | PF     |     | FD | BS |
| 8 Gerda Raulusalyte      | F 23:14 | 2-3   | 0-0  | 1-2  | 0        | 2  | 2     | 1  | 2  | 0  | 1  | 0      | 0   | 9  |    |
| 9 Jazzy Davidson         | G 34:23 | 8-23  | 3-9  | 2-2  | 1        | 3  | 4     | 2  | 21 | 4  | 1  | 3      | 5   | 0  |    |
| 10 Mala Samuels          | G 35:57 | 1-4   | 0-1  | 0-2  | 1        | 4  | 5     | 3  | 2  | 1  | 1  | 3      | 0   | -4 |    |
| 11 Kennedy Smith         | G 29:53 | 5-16  | 0-3  | 0-0  | 2        | 6  | 8     | 3  | 0  | 10 | 1  | 1      | 1   | 0  |    |
| 25 Kara Dunn             | G 24:07 | 3-8   | 0-3  | 0-0  | 1        | 3  | 4     | 4  | 1  | 6  | 0  | 2      | 2   | 0  |    |
| 0 Vivian Iwuchukwu       | 07:12   | 0-2   | 0-0  | 0-0  | 0        | 3  | 3     | 2  | 0  | 0  | 0  | 0      | 0   | -8 |    |
| 3 Londynn Jones          | 26:17   | 6-14  | 4-9  | 3-4  | 0        | 4  | 4     | 1  | 4  | 19 | 3  | 1      | 0   | 1  |    |
| 13 Dayana Mendes         | 09:21   | 1-4   | 0-1  | 0-0  | 0        | 1  | 1     | 0  | 2  | 1  | 0  | 0      | 0   | -8 |    |
| 7 Yakiya Milton          | 04:51   | 0-0   | 0-0  | 0-0  | 1        | 0  | 1     | 0  | 0  | 1  | 0  | 0      | 0   | 4  |    |
| 6 Laura Williams         | 04:45   | 2-2   | 0-0  | 0-0  | 2        | 0  | 2     | 1  | 0  | 4  | 0  | 0      | 1   | -4 |    |
| Team                     |         |       |      |      | 4        | 2  | 6     | 0  | 0  | 0  | 1  |        |     |    |    |
| Totals                   |         | 28-76 | 7-25 | 6-10 | 12       | 28 | 40    | 17 | 13 | 69 | 11 | 7      | 11  | 6  | 1  |
| Major Fouls: NONE        |         |       |      |      |          |    |       |    |    |    |    |        |     |    |    |
| Dead Ball Rebounds: 3, 0 |         |       |      |      |          |    |       |    |    |    |    |        |     |    |    |

Shooting By Period
1<sup>st</sup> FG/FTA 7-21 33.3%
3<sup>rd</sup> FT% 2-8 25.0%
2<sup>nd</sup> FG/FTA 8-23 34.8%
FT% 2-8 25.0%
3<sup>rd</sup> FG/FTA 5-16 31.3%
FT% 2-5 40.0%
4<sup>th</sup> FG/FTA 3-8 37.5%
FT% 1-2 50.0%
5<sup>th</sup> FG/FTA 7-20 35.0%
FT% 1-5 20.0%
6<sup>th</sup> FG/FTA 2-12 16.7%
FT% 2-2 100%
7<sup>th</sup> FG/FTA 8-18 44.4%
FT% 2-8 25.0%
8<sup>th</sup> FG/FTA 1-4 25.0%
GM FG/FTA 29-76 38.2%
FT% 7-26 26.9%
3<sup>rd</sup> 6-10 60.0%

| NC State - 68            |         |       |      |      |          |          |    |       |    |    |    |    | Shooting By Period |        |                   |    |
|--------------------------|---------|-------|------|------|----------|----------|----|-------|----|----|----|----|--------------------|--------|-------------------|----|
| NO. Name                 | Min     | FG    |      | 3P   | FT       | Rebounds |    | Fouls |    | TP | AS | TO | ST                 | Blocks | +/-               |    |
|                          |         | M-A   | M-A  | M-A  | M-A      | OR       | DR | TOT   | PF |    |    |    |                    |        |                   | FD |
| 12 Khamil Pierre         | F 36:00 | 4-16  | 0-0  | 2-2  | 10 8 18  | 0        | 5  | 10    | 2  | 3  | 1  | 0  | 1                  | -1     | 1stFG% 8-21 38.1% |    |
| 18 Tilda Trygger         | F 35:54 | 3-7   | 1-2  | 1-2  | 3 8 11   | 1        | 2  | 8     | 1  | 2  | 0  | 0  | 0                  | 5      | 3PT% 2-5 40.0%    |    |
| 2 Oadence Samuels        | G 28:46 | 4-9   | 1-4  | 0-0  | 0 3 3    | 3        | 1  | 9     | 0  | 2  | 0  | 1  | 0                  | -1     | FT% 2-3 66.7%     |    |
| 3 Zamareya Jones         | G 19:45 | 3-9   | 2-5  | 0-2  | 0 1 1    | 4        | 3  | 8     | 0  | 2  | 0  | 0  | 0                  | -2     | 2ndFG% 7-18 38.9% |    |
| 35 Zoe Brooks            | G 38:58 | 10-20 | 0-2  | 4-5  | 2 9 11   | 2        | 6  | 24    | 6  | 6  | 1  | 0  | 3                  | -1     | 3PT% 0-4 0.0%     |    |
| 0 Devyn Quigley          | G 25:28 | 4-7   | 1-3  | 0-0  | 0 4 4    | 2        | 0  | 9     | 2  | 1  | 0  | 0  | 1                  | 5      | FT% 0-0 0%        |    |
| 11 Maddie Cox            | 08:06   | 0-2   | 0-2  | 0-0  | 0 0 0    | 0        | 0  | 0     | 0  | 0  | 0  | 0  | 0                  | -6     | 3rdFG% 9-19 50.0% |    |
| 7 Destiny Lunan          | 07:03   | 0-2   | 0-1  | 0-0  | 0 1 1    | 1        | 0  | 0     | 0  | 2  | 1  | 0  | 1                  | -4     | FT% 4-5 80%       |    |
| Team                     |         |       |      |      | 2 3 5    | 0        | 0  | 0     |    |    |    |    |                    |        | 4thFG% 4-14 28.6% |    |
| Totals                   |         | 28-71 | 5-19 | 7-11 | 17 37 54 | 13 17 68 | 11 | 18    | 3  | 1  | 6  | -1 |                    |        | 3PT% 1-7 14.3%    |    |
| Major Fouls: NONE        |         |       |      |      |          |          |    |       |    |    |    |    | FT% 1-3 33.3%      |        |                   |    |
| GM FG% 28-71 39.4%       |         |       |      |      |          |          |    |       |    |    |    |    | 3PT% 5-19 26.3%    |        |                   |    |
| FT% 7-11 63.6%           |         |       |      |      |          |          |    |       |    |    |    |    | FT% 7-11 63.6%     |        |                   |    |
| Dead Ball Rebounds: 2, 0 |         |       |      |      |          |          |    |       |    |    |    |    |                    |        |                   |    |

|                  | USC                      | NCS                       | Points from Turnovers | USC | NCS | Period by Period Scoring | 1st | 2nd | 3rd | 4th | TOT |
|------------------|--------------------------|---------------------------|-----------------------|-----|-----|--------------------------|-----|-----|-----|-----|-----|
| Biggest lead     | 4 (2 <sup>nd</sup> 6:18) | 11 (4 <sup>th</sup> 9:48) | 15                    | 8   |     |                          |     |     |     |     |     |
| Best Scoring Run | 8 (2 <sup>nd</sup> 7:49) | 11 (4 <sup>th</sup> 9:48) | 36                    | 38  |     |                          |     |     |     |     |     |
| Lead Changes     | 13                       |                           | 15                    | 6   |     |                          |     |     |     |     |     |
| Times Tied       | 8                        |                           | Fast Breaks           | 11  | 19  |                          |     |     |     |     |     |
| Time with Lead   | 08:30                    | 25:15                     | Bench                 | 25  | 9   |                          |     |     |     |     |     |
|                  |                          |                           | NCSTU                 | 20  | 14  | 24                       | 10  | 68  |     |     |     |

## GAME 3 - NOV. 11, 2025 - #10/9 NC STATE 66, MAINE 47

Official Basketball Box Score - Final
Maine at NC State
11/11/25 Reynolds Coliseum, Raleigh
2025-26 Women's Basketball

Game Time: 7:00 PM
Game Duration: 1:47
Attendance: 4,579

Maine - 47
Record: 0-2

Officials: Cameron Inouye, John Capolino, Ashlee Woods

| NO. Name              | Min     | FG    |      | 3P  |     | FT |    | Rebounds |    | Fouls |    | TP | AS | TO | ST | Blocks |         | +/-     | Shooting By Period |       |
|-----------------------|---------|-------|------|-----|-----|----|----|----------|----|-------|----|----|----|----|----|--------|---------|---------|--------------------|-------|
|                       |         | M-A   | M-A  | M-A | M-A | OR | DR | TOT      | PF | FD    | BS |    |    |    |    | BA     |         |         |                    |       |
| 33 Adrianna Smith     | F 36:25 | 5-24  | 1-5  | 0-0 | 0-0 | 3  | 7  | 10       | 1  | 2     | 11 | 6  | 2  | 0  | 0  | 2      | -19     | 1st FGM | 2-14               | 14.3% |
| 45 Kalyiah Sain       | F 34:41 | 3-13  | 0-1  | 0-0 | 0   | 6  | 6  | 3        | 2  | 9     | 1  | 1  | 1  | 0  | 2  | -31    | FTs     | 0       | 0%                 |       |
| 6 Asta Blauenfeldt    | G 38:55 | 7-14  | 2-8  | 0-0 | 0   | 3  | 3  | 1        | 3  | 16    | 0  | 2  | 2  | 0  | 1  | -19    | 3rd FGM | 4-20    | 20.0%              |       |
| 12 Sarah Talon        | G 28:09 | 2-7   | 0-2  | 0-2 | 0-2 | 1  | 3  | 4        | 2  | 1     | 4  | 0  | 1  | 0  | 0  | -18    | FTs     | 0       | 0%                 |       |
| 32 Olivia Alvarez     | G 26:46 | 0-3   | 0-3  | 0-0 | 0   | 1  | 1  | 3        | 0  | 0     | 0  | 2  | 1  | 0  | 0  | -22    | FTs     | 0       | 0%                 |       |
| 5 Amiyah Donaldson    | 10:29   | 0-1   | 0-1  | 0-0 | 0   | 1  | 1  | 0        | 0  | 0     | 0  | 0  | 0  | 1  | 0  | 2      | 3rd FGM | 5-17    | 29.4%              |       |
| 8 Lizzy Gruber        | 14:56   | 2-3   | 0-0  | 1-1 | 2   | 4  | 6  | 2        | 1  | 5     | 2  | 0  | 0  | 0  | 1  | 0      | 3FTs    | 27      | 28.6%              |       |
| 23 Maddie Fitzpatrick | 04:29   | 1-3   | 0-1  | 0-0 | 1   | 1  | 2  | 0        | 0  | 2     | 0  | 0  | 0  | 0  | 0  | -9     | FTs     | 1-1     | 100%               |       |
| 34 Mackenzie Mori     | 01:55   | 0-0   | 0-0  | 0-0 | 0   | 0  | 0  | 0        | 0  | 0     | 0  | 0  | 0  | 0  | 0  | 1      | 4th FGM | 9-18    | 50.0%              |       |
| 2 Emmie Streams       | 01:05   | 0-0   | 0-0  | 0-0 | 0   | 0  | 0  | 0        | 0  | 0     | 0  | 0  | 0  | 0  | 0  | 0      | FTs     | 3-9     | 33.3%              |       |
| 3 Izzy Allen          | 01:05   | 0-0   | 0-0  | 0-0 | 0   | 0  | 0  | 0        | 0  | 0     | 0  | 0  | 0  | 0  | 0  | 0      | GM FGM  | 3-32    | 9.4%               |       |
| 15 Abby Price         | 01:05   | 0-1   | 0-1  | 0-0 | 0   | 0  | 0  | 0        | 0  | 0     | 0  | 0  | 0  | 0  | 0  | 0      | 3FTs    | 6-32    | 18.8%              |       |
| Team                  |         |       |      |     | 2   | 1  | 3  | 0        | 0  | 0     | 0  | 8  | 5  | 1  | 6  | -19    | FTs     | 1-3     | 33.3%              |       |
| Totals                |         | 20-69 | 6-32 | 1-3 | 9   | 27 | 36 | 12       | 10 | 47    | 9  | 8  | 5  | 1  | 6  | -19    |         |         |                    |       |

Major Fouls: NONE

Dead Ball Rebounds: 1, 1

| NC State - 66            |   | Record: 2-1 |       |      |      |    |          |     |       |    |    |    |    |        |     |    |    |
|--------------------------|---|-------------|-------|------|------|----|----------|-----|-------|----|----|----|----|--------|-----|----|----|
| NO. Name                 |   | Min         | FG    |      | 3P   | FT | Rebounds |     | Fouls | TP | AS | TO | ST | Blocks | +/- |    |    |
|                          |   |             | M-A   | P-A  | M-A  | OR | DR       | TOT | PF    |    |    |    |    |        |     |    |    |
| 12 Khamil Pierre         | F | 22:55       | 8-14  | 0-0  | 2-2  | 2  | 8        | 10  | 2     | 1  | 18 | 0  | 1  | 0      | 0   | 12 |    |
| 18 Tilda Trygger         | F | 22:24       | 5-8   | 1-2  | 1-2  | 3  | 3        | 6   | 1     | 2  | 6  | 1  | 0  | 0      | 3   | 0  | 17 |
| 2 Oadence Samuels        | G | 21:42       | 0-4   | 0-3  | 0-0  | 1  | 2        | 3   | 0     | 0  | 1  | 2  | 1  | 0      | 0   | 0  | 13 |
| 3 Zamareya Jones         | G | 21:30       | 4-10  | 1-5  | 1-2  | 0  | 7        | 7   | 2     | 3  | 10 | 5  | 3  | 1      | 2   | 0  | 19 |
| 35 Zoe Brooks            | F | 27:57       | 4-8   | 1-1  | 5-5  | 1  | 8        | 9   | 0     | 3  | 14 | 1  | 1  | 2      | 0   | 0  | 23 |
| 7 Destiny Lunk           | F | 17:39       | 0-3   | 0-2  | 0-0  | 0  | 5        | 5   | 0     | 0  | 3  | 1  | 1  | 0      | 0   | 0  | 3  |
| 11 Maddie Cox            | G | 21:58       | 2-4   | 0-1  | 1-2  | 0  | 2        | 3   | 0     | 1  | 4  | 0  | 0  | 0      | 0   | 0  | 4  |
| 0 Deynn Quigley          | G | 16:06       | 2-8   | 0-3  | 0-0  | 1  | 4        | 5   | 0     | 2  | 4  | 0  | 2  | 1      | 1   | 0  | 7  |
| 42 Adalee Jernigan       | F | 11:52       | 1-2   | 0-2  | 2-2  | 2  | 2        | 2   | 0     | 0  | 0  | 0  | 0  | 0      | 0   | 0  | 11 |
| 42 Mallory Collier       | F | 07:26       | 2-2   | 0-0  | 0-0  | 1  | 0        | 1   | 1     | 0  | 4  | 0  | 0  | 0      | 0   | 0  | 2  |
| 1 Lorena Awou            | F | 07:51       | 2-5   | 0-0  | 0-0  | 2  | 0        | 2   | 0     | 1  | 4  | 0  | 0  | 0      | 0   | 1  | -2 |
| Team                     |   |             |       |      |      | 1  | 0        | 1   | 0     | 0  | 0  | 0  | 0  | 0      | 0   | 0  | 0  |
| Totals                   |   |             | 27:67 | 3-20 | 9-11 | 13 | 41       | 54  | 10    | 22 | 66 | 14 | 9  | 5      | 6   | 1  | 19 |
| Major Fouls: NONE        |   |             |       |      |      |    |          |     |       |    |    |    |    |        |     |    |    |
| GM Fouls: 27-67 40.3%    |   |             |       |      |      |    |          |     |       |    |    |    |    |        |     |    |    |
| FTs: 3-20 15.0%          |   |             |       |      |      |    |          |     |       |    |    |    |    |        |     |    |    |
| FTs: 9-11 81.8%          |   |             |       |      |      |    |          |     |       |    |    |    |    |        |     |    |    |
| 1st GM Fouls By Period   |   |             |       |      |      |    |          |     |       |    |    |    |    |        |     |    |    |
| 1st FTs: 3-15 20.0%      |   |             |       |      |      |    |          |     |       |    |    |    |    |        |     |    |    |
| 2nd FTs: 1-5 20.0%       |   |             |       |      |      |    |          |     |       |    |    |    |    |        |     |    |    |
| 2nd GM Fouls: 7-15 46.7% |   |             |       |      |      |    |          |     |       |    |    |    |    |        |     |    |    |
| 3rd FTs: 4-4 0.0%        |   |             |       |      |      |    |          |     |       |    |    |    |    |        |     |    |    |
| 3rd GM Fouls: 5-7 71.4%  |   |             |       |      |      |    |          |     |       |    |    |    |    |        |     |    |    |
| 4th FTs: 9-17 52.9%      |   |             |       |      |      |    |          |     |       |    |    |    |    |        |     |    |    |
| 4th GM Fouls: 1-6 16.7%  |   |             |       |      |      |    |          |     |       |    |    |    |    |        |     |    |    |
| 5th FTs: 2-2 100%        |   |             |       |      |      |    |          |     |       |    |    |    |    |        |     |    |    |
| 5th GM Fouls: 8-17 47.1% |   |             |       |      |      |    |          |     |       |    |    |    |    |        |     |    |    |
| 6th FTs: 1-5 20.0%       |   |             |       |      |      |    |          |     |       |    |    |    |    |        |     |    |    |
| 6th GM Fouls: 0-0 0%     |   |             |       |      |      |    |          |     |       |    |    |    |    |        |     |    |    |
| Dead Ball Rebounds: 1    |   |             |       |      |      |    |          |     |       |    |    |    |    |        |     |    |    |

GAME 12: GEORGIA TECH

BOX SCORES

GAME 5 - NOV. 19, 2025 - #16/16 NC STATE 71, COASTAL 58



Official Basketball Box Score - Final  
Coastal Carolina at NC State  
11/19/25 Reynolds Coliseum, Raleigh  
2025-26 Women's Basketball

Game Time: 6:00 PM  
Game Duration: 2:03  
Attendance: 4,513

Officials: Mark Berger, Krystle Aparicio, Nic Capel

Coastal Carolina - 58 Record: 2-4

| NO. Name            | Min     | FG    | 3P   | FT  | Rebounds | Fouls | TP | AS | TO | ST | Blocks | BS | BA |   |   |     |
|---------------------|---------|-------|------|-----|----------|-------|----|----|----|----|--------|----|----|---|---|-----|
| 2 Tessa Grady       | 37:43   | 8-17  | 5-11 | 1-1 | 1        | 3     | 4  | 0  | 2  | 22 | 2      | 3  | 1  | 0 | 2 | -11 |
| 13 Tracey Houston   | F 32:25 | 5-17  | 0-2  | 3-3 | 3        | 8     | 11 | 4  | 6  | 13 | 0      | 3  | 0  | 0 | 2 | -9  |
| 5 Kristin Williams  | G 38:42 | 2-10  | 0-8  | 0-0 | 0        | 6     | 6  | 3  | 1  | 4  | 3      | 4  | 1  | 1 | 0 | -11 |
| 7 Paige Bradley     | G 40:00 | 2-9   | 1-5  | 2-3 | 0        | 2     | 2  | 2  | 5  | 7  | 3      | 2  | 2  | 0 | 1 | -13 |
| 23 D'Yanis Jimenez  | G 38:17 | 2-2   | 0-0  | 0-0 | 0        | 0     | 0  | 1  | 1  | 4  | 1      | 3  | 0  | 0 | 0 | -6  |
| 15 Tateyoina Harris | 01:22   | 0-0   | 0-0  | 0-0 | 0        | 0     | 0  | 0  | 0  | 0  | 0      | 0  | 0  | 0 | 0 | -5  |
| 17 Kinsea Grimes    | 15:41   | 3-7   | 0-2  | 0-0 | 3        | 4     | 7  | 1  | 0  | 6  | 1      | 4  | 1  | 0 | 1 | -6  |
| 1 Baylee Lowder     | 25:51   | 1-5   | 0-1  | 0-0 | 0        | 1     | 1  | 4  | 2  | 0  | 1      | 0  | 0  | 0 | 0 | -4  |
| Team                |         |       |      |     | 5        | 1     | 6  | 0  | 0  | 1  |        |    |    |   |   |     |
| Totals              |         | 23-67 | 6-29 | 6-7 | 12       | 25    | 37 | 14 | 16 | 58 | 10     | 21 | 5  | 1 | 6 | -13 |

Major Fouls: NONE

| Shooting By Period | 1st   | 2nd   | 3rd | 4th | FT | FT% |
|--------------------|-------|-------|-----|-----|----|-----|
| 1st FG%            | 3-17  | 17.6% |     |     |    |     |
| 3PT%               | 1-8   | 12.5% |     |     |    |     |
| FT%                | 0-0   | 0%    |     |     |    |     |
| 2nd FG%            | 2-14  | 14.3% |     |     |    |     |
| 3PT%               | 0-8   | 0.0%  |     |     |    |     |
| FT%                | 2-2   | 100%  |     |     |    |     |
| 3rd FG%            | 10-17 | 58.8% |     |     |    |     |
| 3PT%               | 3-4   | 75.0% |     |     |    |     |
| FT%                | 3-4   | 75%   |     |     |    |     |
| 4th FG%            | 8-19  | 42.1% |     |     |    |     |
| 3PT%               | 2-9   | 22.2% |     |     |    |     |
| FT%                | 1-1   | 100%  |     |     |    |     |
| GM FG%             | 23-67 | 34.3% |     |     |    |     |
| 3PT%               | 6-29  | 20.7% |     |     |    |     |
| FT%                | 6-7   | 85.7% |     |     |    |     |

Dead Ball Rebounds: 0

NC State - 71 Record: 3-2

| NO. Name             | Min     | FG    | 3P   | FT   | Reb | Fouls | TP | AS | TO | ST | Blocks | BS | BA |
|----------------------|---------|-------|------|------|-----|-------|----|----|----|----|--------|----|----|
| 11 Maddie Cox        | F 32:08 | 4-7   | 3-6  | 0-0  | 2   | 1     | 3  | 1  | 0  | 11 | 1      | 2  | 2  |
| 12 Khamil Pierre     | F 23:12 | 4-4   | 0-0  | 1-3  | 4   | 6     | 10 | 2  | 4  | 9  | 2      | 5  | 1  |
| 2 Qadance Samuels    | G 19:29 | 3-11  | 1-7  | 1-1  | 2   | 5     | 7  | 0  | 2  | 8  | 0      | 1  | 0  |
| 3 Zamareya Jones     | G 30:53 | 5-11  | 1-4  | 2-2  | 0   | 6     | 6  | 2  | 2  | 13 | 8      | 3  | 4  |
| 35 Zoe Brooks        | G 36:43 | 5-13  | 1-5  | 2-4  | 2   | 4     | 6  | 2  | 2  | 13 | 8      | 4  | 1  |
| 0 Devyn Quigley      | 18:38   | 1-3   | 1-1  | 0-2  | 1   | 3     | 4  | 0  | 1  | 3  | 0      | 1  | 1  |
| 42 Mallory Collier   | 08:03   | 2-3   | 0-0  | 0-0  | 2   | 2     | 3  | 0  | 4  | 0  | 0      | 0  | 0  |
| 7 Destiny Lunan      | 14:05   | 2-3   | 0-0  | 0-0  | 1   | 1     | 2  | 1  | 6  | 0  | 2      | 0  | 0  |
| 1 Lorena Awou        | 10:12   | 2-4   | 0-0  | 0-0  | 1   | 4     | 5  | 4  | 1  | 4  | 0      | 3  | 1  |
| 10 Adelaide Jernigan | 06:37   | 0-3   | 0-3  | 0-0  | 0   | 0     | 0  | 1  | 0  | 1  | 0      | 0  | 0  |
| Team                 |         |       |      |      | 0   | 1     | 0  | 0  | 0  | 0  |        |    |    |
| Totals               |         | 28-62 | 9-29 | 6-12 | 12  | 33    | 45 | 16 | 14 | 71 | 20     | 21 | 10 |

Major Fouls: NONE

| Shooting By Period | 1st   | 2nd   | 3rd | 4th | FT | FT% |
|--------------------|-------|-------|-----|-----|----|-----|
| 1st FG%            | 8-16  | 50.0% |     |     |    |     |
| 3PT%               | 2-7   | 28.6% |     |     |    |     |
| FT%                | 0-1   | 0%    |     |     |    |     |
| 2nd FG%            | 7-17  | 41.2% |     |     |    |     |
| 3PT%               | 2-7   | 28.6% |     |     |    |     |
| FT%                | 9-9   | 100%  |     |     |    |     |
| 3rd FG%            | 7-16  | 43.8% |     |     |    |     |
| 3PT%               | 1-7   | 14.3% |     |     |    |     |
| FT%                | 4-7   | 57.1% |     |     |    |     |
| 4th FG%            | 6-13  | 46.2% |     |     |    |     |
| 3PT%               | 4-8   | 50.0% |     |     |    |     |
| FT%                | 2-2   | 100%  |     |     |    |     |
| GM FG%             | 28-62 | 45.2% |     |     |    |     |
| 3PT%               | 9-29  | 31.0% |     |     |    |     |
| FT%                | 6-12  | 50.0% |     |     |    |     |

Dead Ball Rebounds: 3

|                  | CCU                      | NCSU                      |
|------------------|--------------------------|---------------------------|
| Biggest lead     | 3 (1 <sup>st</sup> 7:38) | 23 (2 <sup>nd</sup> 0:47) |
| Best Scoring Run | 9 (3 <sup>rd</sup> 4:25) | 22 (2 <sup>nd</sup> 5:51) |
| Lead Changes     | 2                        |                           |
| Times Tied       | 1                        |                           |
| Time with Lead   | 00:41                    | 36:55                     |

| Points from   | CCU | NCSU |
|---------------|-----|------|
| Turnovers     | 19  | 28   |
| Paint         | 26  | 30   |
| Second Chance | 8   | 6    |
| Fast Breaks   | 7   | 21   |
| Bench         | 8   | 17   |

| Period by Period Scoring | 1st | 2nd | 3rd | 4th | TOT |
|--------------------------|-----|-----|-----|-----|-----|
| CCU                      | 7   | 6   | 26  | 19  | 58  |
| NCSU                     | 18  | 16  | 19  | 18  | 71  |

GAME 6 - NOV. 23, 2025 - Rhode Island 68, #16/16 NC STATE 63



Official Basketball Box Score - Final  
Rhode Island at NC State  
11/23/25 Reynolds Coliseum, Raleigh  
2025-26 Women's Basketball

Game Time: 2:00 PM  
Game Duration: 1:57  
Attendance: 4,705

Officials: Teresa Shack, Brandon Entinno, Tasha Smith

Rhode Island - 68 Record: 6-1

| NO. Name          | Min     | FG    | 3P   | FT   | Rebounds | Fouls | TP | AS | TO | ST | Blocks | BS | BA | + | - |     |
|-------------------|---------|-------|------|------|----------|-------|----|----|----|----|--------|----|----|---|---|-----|
| 5 Palmire Mbu     | F 38:10 | 7-15  | 0-2  | 0-0  | 2        | 4     | 6  | 1  | 1  | 14 | 3      | 4  | 1  | 1 | 1 | 5   |
| 12 Albina Sylla   | G 17:08 | 2-3   | 0-0  | 0-0  | 1        | 3     | 4  | 0  | 4  | 0  | 1      | 1  | 1  | 0 | 0 | -1  |
| 14 Brooklyn Gray  | G 30:40 | 5-11  | 1-2  | 1-1  | 1        | 2     | 3  | 2  | 2  | 12 | 1      | 1  | 1  | 0 | 1 | 5   |
| 15 Sophia Vital   | G 32:08 | 4-6   | 0-1  | 1-1  | 0        | 4     | 4  | 1  | 2  | 9  | 0      | 3  | 0  | 0 | 0 | -11 |
| 30 Ines Debroise  | G 34:24 | 4-7   | 1-2  | 4-4  | 0        | 3     | 3  | 1  | 5  | 13 | 2      | 2  | 2  | 4 | 0 | 11  |
| 23 Vanessa Harris | 26:07   | 5-11  | 3-5  | 2-4  | 0        | 1     | 1  | 2  | 4  | 15 | 2      | 0  | 1  | 0 | 0 | 5   |
| 9 Valentina Ojeda | 17:03   | 0-2   | 0-2  | 1-2  | 1        | 1     | 2  | 0  | 1  | 1  | 0      | 0  | 0  | 0 | 0 | 3   |
| 3 Ta'Vyanna Habb  | 03:14   | 0-0   | 0-0  | 0-0  | 0        | 0     | 0  | 0  | 0  | 0  | 0      | 0  | 0  | 0 | 0 | 0   |
| 22 Aimee Michel   | 01:06   | 0-0   | 0-0  | 0-0  | 0        | 0     | 0  | 0  | 0  | 0  | 0      | 0  | 0  | 0 | 0 | -2  |
| Team              |         |       |      |      | 0        | 2     | 2  | 0  | 0  | 0  | 2      |    |    |   |   |     |
| Totals            |         | 27-55 | 5-14 | 9-12 | 5        | 20    | 25 | 10 | 15 | 68 | 6      | 12 | 11 | 2 | 2 | 5   |

Major Fouls: NONE

| Shooting By Period | 1st   | 2nd   | 3rd | 4th | FT | FT% |
|--------------------|-------|-------|-----|-----|----|-----|
| 1st FG%            | 8-15  | 53.3% |     |     |    |     |
| 3PT%               | 3-5   | 60.0% |     |     |    |     |
| FT%                | 1-2   | 50%   |     |     |    |     |
| 2nd FG%            | 5-15  | 33.3% |     |     |    |     |
| 3PT%               | 1-6   | 16.7% |     |     |    |     |
| FT%                | 2-4   | 50%   |     |     |    |     |
| 3rd FG%            | 8-11  | 72.7% |     |     |    |     |
| 3PT%               | 0-1   | 0.0%  |     |     |    |     |
| FT%                | 2-2   | 100%  |     |     |    |     |
| 4th FG%            | 6-14  | 42.9% |     |     |    |     |
| 3PT%               | 1-2   | 50.0% |     |     |    |     |
| FT%                | 4-4   | 100%  |     |     |    |     |
| GM FG%             | 27-55 | 49.1% |     |     |    |     |
| 3PT%               | 5-14  | 35.7% |     |     |    |     |
| FT%                | 9-12  | 75.0% |     |     |    |     |

Dead Ball Rebounds: 3

NC State - 63 Record: 3-3

| NO. Name          | Min     | FG   | 3P   | FT  | OR | DR | TR | PF | FD | TP | AS | TO | ST | BS | BA | + | -   |
|-------------------|---------|------|------|-----|----|----|----|----|----|----|----|----|----|----|----|---|-----|
| 12 Khamil Pierre  | F 31:10 | 7-12 | 0-0  | 0-0 | 5  | 3  | 8  | 2  | 1  | 14 | 4  | 2  | 2  | 1  | 1  | 1 | -13 |
| 18 Tilda Trygger  | F 35:53 | 3-8  | 1-3  | 1-1 | 5  | 3  | 8  | 2  | 4  | 8  | 1  | 1  | 0  | 1  | 0  | 1 | -4  |
| 0 Devyn Quigley   | G 19:29 | 0-2  | 0-2  | 0-0 | 0  | 0  | 1  | 0  | 0  | 0  | 0  | 2  | 0  | 0  | 0  | 0 | -6  |
| 3 Zamareya Jones  | G 28:46 | 7-18 | 3-10 | 0-0 | 2  | 2  | 2  | 0  | 0  | 17 | 1  | 4  | 1  | 0  | 0  | 0 | -8  |
| 35 Zoe Brooks     | G 35:47 | 4-9  | 0-0  | 0-0 | 0  | 2  | 2  | 4  | 0  | 8  | 4  | 1  | 1  | 0  | 1  | 0 | 8   |
| 2 Qadance Samuels | 23:22   | 1-4  | 1-2  | 2-2 | 0  | 4  | 4  | 2  | 1  | 5  | 0  | 2  | 0  | 0  | 0  | 0 | 2   |
| 7 Destiny Lunan   | 15:27   | 3-5  | 2-2  | 0-0 | 0  | 4  | 4  | 2  | 2  | 8  | 1  | 3  | 1  | 0  | 0  | 0 | 7   |
| 11 Maddie Cox     | 10:06   | 0-0  | 0-0  | 0-0 | 3  | 3  | 0  | 0  | 0  | 3  | 0  | 1  | 0  | 0  | 0  | 0 | 6   |
| Team              |         |      |      |     | 2  | 2  | 4  | 0  | 0  | 0  |    |    |    |    |    |   |     |
| Totals            | 25-58   | 7-19 | 6-7  | 12  | 23 | 35 | 15 | 10 | 63 | 11 | 16 | 5  | 2  | 2  | 2  | 2 | -5  |

Major Fouls: NONE

| Shooting By Period | 1st   | 2nd    | 3rd | 4th | FT | FT% |
|--------------------|-------|--------|-----|-----|----|-----|
| 1st FG%            | 8-22  | 36.4%  |     |     |    |     |
| 3PT%               | 2-7   | 28.6%  |     |     |    |     |
| FT%                | 0-0   | 0%     |     |     |    |     |
| 2nd FG%            | 3-10  | 30.0%  |     |     |    |     |
| 3PT%               | 2-4   | 50.0%  |     |     |    |     |
| FT%                | 4-4   | 100%   |     |     |    |     |
| 3rd FG%            | 10-15 | 66.7%  |     |     |    |     |
| 3PT%               | 1-1   | 100.0% |     |     |    |     |
| FT%                | 0-0   | 0%     |     |     |    |     |
| 4th FG%            | 4-11  | 36.4%  |     |     |    |     |
| 3PT%               | 2-7   | 28.6%  |     |     |    |     |
| FT%                | 2-3   | 66.7%  |     |     |    |     |
| GM FG%             | 25-58 | 43.1%  |     |     |    |     |
| 3PT%               | 7-19  | 36.8%  |     |     |    |     |
| FT%                | 6-7   | 85.7%  |     |     |    |     |

Dead Ball Rebounds: 1

|                  | URI                      | NCSU                     |
|------------------|--------------------------|--------------------------|
| Biggest lead     | 6 (1 <sup>st</sup> 2:03) | 5 (1 <sup>st</sup> 8:57) |
| Best Scoring Run | 9 (1 <sup>st</sup> 2:03) | 7 (4 <sup>th</sup> 8:46) |
| Lead Changes     | 11                       |                          |
| Times Tied       | 10                       |                          |
| Time with Lead   | 23:35                    | 11:05                    |

| Points from   | URI | NCSU |
|---------------|-----|------|
| Turnovers     | 11  | 11   |
| Paint         | 36  | 30   |
| Second Chance | 8   | 10   |
| Fast Breaks   | 6   | 10   |
| Bench         | 16  | 16   |

| Period by Period Scoring | 1st | 2nd | 3rd | 4th | TOT |
|--------------------------|-----|-----|-----|-----|-----|
| URI                      | 20  | 13  | 18  | 17  | 68  |
| NCSU                     | 18  | 12  | 11  | 12  | 63  |

GAME 7 - NOV. 27, 2025 - #25/24 NC STATE 79, GREEN BAY 67



Official Basketball Box Score - Final  
NC State at Green Bay  
11/27/25 Hard Rock Hotel Riviera Maya, Puerto Aventuras  
2025-26 Women's Basketball

Game Time: 4:00 PM  
Game Duration: 1:48  
Attendance: 200

Officials: Jeff Wotton, Rochelle Bennett, Rachael Wood

NC State - 79 Record: 1-0

| NO. Name           |   | Min   | FG    | 3P   | FT   | Rebounds | Fouls | TP | AS | TO | ST | Blocks | BS | BA | + | -  |
|--------------------|---|-------|-------|------|------|----------|-------|----|----|----|----|--------|----|----|---|----|
| 12 Khamil Pierre   | F | 28:26 | 6-14  | 0-0  | 0-2  | 4        | 17    | 21 | 1  | 2  | 12 | 0      | 2  | 0  | 3 | 0  |
| 18 Tilda Trygver   | F | 23:46 | 4-5   | 1-1  | 0-0  | 6        | 2     | 8  | 3  | 2  | 9  | 1      | 3  | 0  | 0 | 1  |
| 2 Qadance Samuels  | G | 20:43 | 2-7   | 1-3  | 2-2  | 2        | 1     | 3  | 4  | 1  | 7  | 0      | 0  | 1  | 0 | 5  |
| 3 Zamareya Jones   | G | 29:54 | 7-13  | 3-7  | 0-1  | 0        | 3     | 3  | 1  | 2  | 17 | 2      | 1  | 0  | 0 | 3  |
| 35 Zoe Brooks      | G | 35:57 | 8-19  | 0-3  | 5-7  | 0        | 3     | 3  | 1  | 4  | 21 | 7      | 2  | 2  | 0 | 1  |
| 11 Maddie Cox      |   | 18:03 | 1-1   | 0-0  | 0-0  | 0        | 2     | 2  | 1  | 0  | 2  | 1      | 1  | 0  | 1 | 7  |
| 0 Devyn Quigley    |   | 20:40 | 3-5   | 2-2  | 0-0  | 1        | 2     | 3  | 4  | 0  | 8  | 1      | 2  | 1  | 0 | 13 |
| 7 Destiny Lunan    |   | 17:16 | 0-2   | 0-2  | 1-4  | 0        | 0     | 0  | 2  | 3  | 1  | 1      | 1  | 0  | 0 | 3  |
| 42 Mallory Collier |   | 05:15 | 1-1   | 0-0  | 0-0  | 2        | 1     | 3  | 1  | 0  | 2  | 0      | 1  | 0  | 0 | -1 |
| Team               |   |       |       |      |      | 1        | 2     | 3  | 0  | 0  | 0  | 0      |    |    |   |    |
| Totals             |   |       | 32:67 | 7-18 | 8-16 | 16       | 33    | 49 | 18 | 14 | 79 | 13     | 13 | 3  | 5 | 2  |



# BOX SCORES

## GAME 9 - DEC. 3, 2025 - #9/9 OKLAHOMA 103, RV/#25 NC STATE 98 (OT)



Official Basketball Box Score - Final  
**NC State at Oklahoma**  
12/03/25 Lloyd Noble Center, Norman  
2025-26 Women's Basketball

Game Time: 6:00 PM  
Game Duration: 2:09  
Attendance: 4,614

Officials: Pustani Spurrlock, Billy Smith, Eric Brown

| NC State - 98     |         |        |        |        |                    |             |    |    |    |    |              |     |
|-------------------|---------|--------|--------|--------|--------------------|-------------|----|----|----|----|--------------|-----|
| Record: 5-4       |         |        |        |        |                    |             |    |    |    |    |              |     |
| NO. Name          | Min     | FG M-A | 3P M-A | FT M-A | Rebounds OR DR TOT | Fouls PF FD | TP | AS | TO | ST | Blocks BS BA | +/- |
| 12 Khamil Pierre  | F 39:46 | 9-16   | 0-0    | 1-2    | 8 12 20            | 3 2 19      | 2  | 4  | 1  | 1  | 1            | -1  |
| 18 Tilda Tryggver | F 38:45 | 6-14   | 0-5    | 6-7    | 4 8 12             | 5 5 18      | 1  | 1  | 2  | 2  | 2            | 2   |
| 2 Cadence Samuels | G 29:42 | 0-5    | 0-4    | 0-0    | 0 3 3              | 1 1 0       | 1  | 1  | 2  | 0  | 0            | 0   |
| 3 Zamareya Jones  | G 41:26 | 9-24   | 2-9    | 6-8    | 1 7 8              | 2 4 26      | 3  | 1  | 2  | 0  | 4            | 1   |
| 35 Zoe Brooks     | G 38:13 | 10-22  | 0-2    | 5-7    | 0 2 2              | 5 4 25      | 2  | 3  | 0  | 0  | 2            | -6  |
| 0 Devyn Quigley   | 16:18   | 2-4    | 1-3    | 0-0    | 1 0 1              | 0 0 5       | 0  | 0  | 0  | 0  | 0            | -5  |
| 11 Maddie Cox     | 11:29   | 1-4    | 0-1    | 0-0    | 1 1 2              | 3 0 2       | 0  | 1  | 0  | 0  | 0            | -11 |
| 7 Destiny Lunan   | 10:21   | 1-2    | 0-1    | 1-2    | 0 0 0              | 2 1 3       | 0  | 3  | 0  | 0  | 1            | -5  |
| Team              |         |        |        |        | 6 3 9              | 0 0         | 0  |    |    |    |              |     |
| <b>Totals</b>     |         | 38-91  | 3-25   | 19-26  | 21 36 57           | 23 17 96    | 9  | 13 | 7  | 3  | 10           | -5  |

Major Fouls: NONE

|         |       |       |
|---------|-------|-------|
| 4th FG% | 7-16  | 43.8% |
| 3PT%    | 1-4   | 25.0% |
| FT%     | 4-7   | 57.1% |
| OT FG%  | 3-9   | 33.3% |
| 3PT%    | 0-4   | 0.0%  |
| FT%     | 3-4   | 75%   |
| GM FG%  | 38-91 | 41.8% |
| 3PT%    | 3-25  | 12.0% |
| FT%     | 19-26 | 73.1% |

Dead Ball Rebounds: 4.6

Dead Ball Rebounds: 4, 0

| Oklahoma - 103      |         |        |        |        |                    |             |    |    |    |    |              |     |
|---------------------|---------|--------|--------|--------|--------------------|-------------|----|----|----|----|--------------|-----|
| Record: 9-1         |         |        |        |        |                    |             |    |    |    |    |              |     |
| NO. Name            | Min     | FG M-A | 3P M-A | FT M-A | Rebounds OR DR TOT | Fouls PF FD | TP | AS | TO | ST | Blocks BS BA | +/- |
| 6 Sahara Williams   | F 38:41 | 7-18   | 1-5    | 6-10   | 3 6 9              | 2 8 21      | 4  | 1  | 0  | 2  | 2            | 5   |
| 15 Raegan Beers     | C 35:15 | 8-15   | 0-1    | 5-7    | 4 8 12             | 3 4 21      | 1  | 0  | 1  | 1  | 0            | 8   |
| 2 Aaliyah Chavez    | G 41:47 | 13-25  | 3-11   | 4-6    | 1 3 4              | 1 4 33      | 4  | 3  | 1  | 0  | 1            | 3   |
| 3 Zya Vann          | G 32:52 | 5-10   | 0-2    | 2-2    | 0 3 3              | 2 3 12      | 1  | 2  | 4  | 2  | 0            | 6   |
| 12 Payton Verhulst  | G 40:41 | 4-10   | 0-3    | 0-1    | 2 9 11             | 3 2 8       | 1  | 2  | 2  | 2  | 0            | 3   |
| 0 Beatrice Culliton | 05:17   | 0-0    | 0-0    | 0-0    | 0 1 1              | 0 0 0       | 0  | 0  | 0  | 1  | 0            | -6  |
| 4 Caya Smith        | 06:44   | 0-1    | 0-0    | 0-0    | 1 0 1              | 3 0 0       | 2  | 0  | 0  | 0  | 0            | -8  |
| 22 Keziah Lofton    | 03:49   | 1-1    | 0-0    | 0-0    | 0 0 0              | 0 0 2       | 0  | 1  | 1  | 0  | 0            | -4  |
| 21 Brooklyn Stewart | 14:52   | 3-5    | 0-0    | 1-1    | 2 3 5              | 3 2 6       | 1  | 0  | 0  | 2  | 0            | 5   |
| 10 Emma Tolan       | 05:02   | 0-0    | 0-0    | 0-0    | 0 0 0              | 0 0 0       | 0  | 0  | 0  | 0  | 0            | -5  |
| Team                |         |        |        |        | 1 1 2              | 0 0         | 0  |    |    |    |              |     |
| <b>Totals</b>       |         | 41-86  | 4-22   | 17-27  | 14 34 48           | 17 23 103   | 14 | 9  | 9  | 10 | 3            | 5   |

Major Fouls: NONE

|                     |       |       |
|---------------------|-------|-------|
| 4 <sup>th</sup> FG% | 9-18  | 50.0% |
| 3PT%                | 2-4   | 50.0% |
| FT%                 | 4-7   | 57.1% |
| OT FG%              | 4-8   | 50.0% |
| 3PT%                | 0-1   | 0.0%  |
| FT%                 | 6-8   | 75%   |
| GM FG%              | 41-86 | 47.7% |
| 3PT%                | 4-22  | 18.2% |
| FT%                 | 17-27 | 63.0% |

Dead Ball Rebounds: 5,

Dead Ball Rebounds: 5, 1

|                  | NCST                      | OU                       | Points from   | NCST | OU | Period by Period Scoring |     |     |     |     |     |     |
|------------------|---------------------------|--------------------------|---------------|------|----|--------------------------|-----|-----|-----|-----|-----|-----|
| Biggest lead     | 10 (3 <sup>rd</sup> 8:01) | 7 (2 <sup>nd</sup> 7:16) | Turnovers     | 10   | 17 |                          | 1st | 2nd | 3rd | 4th | OT1 | TOT |
| Best Scoring Run | 7 (2 <sup>nd</sup> 5:56)  | 7 (2 <sup>nd</sup> 7:16) | Paint         | 48   | 56 | NCST                     | 21  | 24  | 25  | 19  | 9   | 98  |
| Lead Changes     | 4                         | 2                        | Second Chance | 16   | 18 |                          |     |     |     |     |     |     |
| Times Tied       | 11                        |                          | Fast Breaks   | 4    | 11 | OU                       | 23  | 15  | 27  | 24  | 14  | 103 |
| Time with Lead   | 27:00                     | 12:13                    | Bench         | 10   | 8  |                          |     |     |     |     |     |     |

## GAME 10 - DEC. 7, 2025 - RV/#25 NC STATE 61, SETON HALL 53



Official Basketball Box Score - Final  
**Seton Hall at NC State**  
12/07/25 Reynolds Coliseum, Raleigh  
2025-26 Women's Basketball

Game Time: 2:00 PM  
Game Duration: 1:47  
Attendance: 4,789

Officials: Denise Brooks, Ed Sidasky, Saf Esho

| Seton Hall - 53      |         |        |        |        |                    |             |    |    |    |    |              |     |
|----------------------|---------|--------|--------|--------|--------------------|-------------|----|----|----|----|--------------|-----|
| Record: 5-2          |         |        |        |        |                    |             |    |    |    |    |              |     |
| NO. Name             | Min     | FG M-A | 3P M-A | FT M-A | Rebounds OR DR TOT | Fouls PF FD | TP | AS | TO | ST | Blocks BS BA | +/- |
| 6 Mariana Valenzuela | F 27:09 | 4-8    | 2-5    | 0-0    | 1 4 5              | 4 1 10      | 0  | 3  | 1  | 0  | 1            | 5   |
| 21 Shalynn Pinkney   | F 24:44 | 0-4    | 0-3    | 0-0    | 2 2 4              | 1 0 0       | 0  | 1  | 1  | 0  | 0            | 1   |
| 0 Jada Eads          | G 36:34 | 6-18   | 0-5    | 4-4    | 4 3 7              | 2 6 16      | 4  | 3  | 1  | 0  | 1            | -9  |
| 5 Savannah Catelon   | G 36:50 | 3-14   | 0-6    | 1-3    | 1 6 7              | 3 6 7       | 1  | 2  | 3  | 0  | 0            | -7  |
| 23 Jordana Codo      | G 30:36 | 4-12   | 2-4    | 0-0    | 0 6 6              | 4 0 10      | 1  | 1  | 2  | 0  | 0            | -7  |
| 8 Zahara Bishop      | 18:42   | 3-6    | 1-1    | 0-0    | 1 2 3              | 2 0 7       | 1  | 1  | 0  | 0  | 0            | -6  |
| 13 Messiah Hunter    | 12:33   | 0-0    | 0-0    | 1-2    | 0 2 2              | 0 1 1       | 1  | 1  | 0  | 0  | 1            | -7  |
| 3 Natalia Hall-Rosa  | 05:10   | 0-1    | 0-0    | 0-0    | 0 0 0              | 0 0 0       | 0  | 0  | 0  | 0  | 0            | -1  |
| 4 Savannah Jones     | 05:28   | 1-1    | 0-0    | 0-0    | 0 0 0              | 0 0 0       | 2  | 0  | 0  | 0  | 0            | -11 |
| 10 Cam Rust          | 04:14   | 0-1    | 0-1    | 0-0    | 0 1 1              | 1 0 0       | 0  | 1  | 0  | 0  | 0            | 2   |
| Team                 |         |        |        |        | 1 2 3              | 0 0         | 0  |    |    |    |              |     |
| <b>Totals</b>        |         | 21-65  | 5-25   | 6-9    | 10 28 38           | 17 14 53    | 8  | 11 | 8  | 1  | 2            | -8  |

Major Fouls: NONE

|        |       |       |
|--------|-------|-------|
| 3PT%   | 0-7   | 0.0%  |
| FT%    | 4-6   | 66.7% |
| GM FG% | 21-65 | 32.3% |
| 3PT%   | 5-25  | 20.0% |
| FT%    | 6-9   | 66.7% |

Dead Ball Rebounds: 0, 0

| Shooting By Period  |      |       |
|---------------------|------|-------|
| 1 <sup>st</sup> FG% | 6-18 | 33.3% |
| 3PT%                | 1-7  | 14.3% |
| FT%                 | 1-2  | 50%   |

Dead Ball Rebounds: 0, 0

| NC State - 61      |         |        |        |        |                    |             |    |    |    |    |              |     |
|--------------------|---------|--------|--------|--------|--------------------|-------------|----|----|----|----|--------------|-----|
| Record: 6-4        |         |        |        |        |                    |             |    |    |    |    |              |     |
| NO. Name           | Min     | FG M-A | 3P M-A | FT M-A | Rebounds OR DR TOT | Fouls PF FD | TP | AS | TO | ST | Blocks BS BA | +/- |
| 11 Maddie Cox      | F 30:18 | 2-8    | 1-5    | 2-2    | 2 10 12            | 1 3 7       | 0  | 1  | 1  | 2  | 0            | 3   |
| 18 Tilda Tryggver  | F 25:46 | 4-6    | 0-0    | 1-2    | 4 3 7              | 2 9 1       | 2  | 0  | 0  | 0  | 0            | 4   |
| 0 Devyn Quigley    | G 15:42 | 2-5    | 0-1    | 1-2    | 2 0 2              | 0 2 5       | 0  | 2  | 1  | 0  | 0            | 2   |
| 3 Zamareya Jones   | G 32:15 | 4-15   | 2-9    | 2-2    | 1 6 7              | 3 4 12      | 5  | 1  | 2  | 0  | 0            | 3   |
| 35 Zoe Brooks      | G 35:10 | 3-13   | 1-5    | 0-1    | 2 4 6              | 3 2 7       | 5  | 3  | 0  | 0  | 0            | 3   |
| 7 Destiny Lunan    | 13:57   | 2-4    | 1-2    | 0-0    | 0 2 2              | 3 0 5       | 0  | 2  | 0  | 0  | 0            | 6   |
| 42 Mallory Collier | 04:19   | 0-0    | 0-0    | 0-0    | 0 1 1              | 0 0 0       | 0  | 0  | 0  | 0  | 0            | 1   |
| 2 Cadence Samuels  | 22:56   | 1-3    | 1-3    | 2-2    | 1 3 4              | 1 2 5       | 1  | 1  | 0  | 0  | 0            | 10  |
| 12 Khamil Pierre   | 19:37   | 5-10   | 0-0    | 1-2    | 2 6 8              | 2 11 0      | 2  | 0  | 2  | 0  | 1            | 8   |
| Team               |         |        |        |        | 1 1 2              | 0 0         | 0  |    |    |    |              |     |
| <b>Totals</b>      |         | 23-64  | 6-25   | 9-13   | 15 36 51           | 14 17 61    | 12 | 14 | 4  | 2  | 1            | 8   |

Major Fouls: NONE

|                          |
|--------------------------|
| Dead Ball Rebounds: 2, 1 |
|--------------------------|

Dead Ball Rebounds: 2, 1

|                  | SHU                       | NCSU                     | Points from   |    | SHU | NCSU | Period by Period Scoring |     |     |     |     |
|------------------|---------------------------|--------------------------|---------------|----|-----|------|--------------------------|-----|-----|-----|-----|
| Biggest lead     | 9 (2 <sup>nd</sup> 3:04)  | 8 (4 <sup>th</sup> 0:45) | Turnovers     | 10 | 5   |      | 1st                      | 2nd | 3rd | 4th | TOT |
| Best Scoring Run | 10 (2 <sup>nd</sup> 3:04) | 6 (2 <sup>nd</sup> 1:01) | Paint         | 22 | 34  |      |                          |     |     |     |     |
| Lead Changes     | 3                         |                          | Second Chance | 2  | 13  | SHU  | 17                       | 16  | 12  | 8   | 53  |
| Times Tied       | 4                         |                          | Fast Breaks   | 4  | 12  |      |                          |     |     |     |     |
| Time with Lead   | 23:59                     | 12:52                    | Bench         | 10 | 21  | NCSU | 14                       | 14  | 22  | 11  | 61  |

## GAME 11 - DEC. 14, 2025 - RV/RV NC State 87, Miami 61



Official Basketball Box Score - Final  
**NC State at Miami (FL)**  
12/14/25 Viscusi Center, Coral Gables  
2025-26 Women's Basketball

Game Time: 2:00 PM  
Game Duration: 1:46  
Attendance: 744

Officials: Rod Creech, Mark Resch, Ashlee Woods

| NC State - 87     |         |        |        |        |                    |             |    |    |    |    |              |     |
|-------------------|---------|--------|--------|--------|--------------------|-------------|----|----|----|----|--------------|-----|
| Record: 7-4 (1-0) |         |        |        |        |                    |             |    |    |    |    |              |     |
| NO. Name          | Min     | FG M-A | 3P M-A | FT M-A | Rebounds OR DR TOT | Fouls PF FD | TP | AS | TO | ST | Blocks BS BA | +/- |
| 12 Khamil Pierre  | F 31:43 | 9-14   | 0-1    | 3-4    | 4 9 13             | 3 3 21      | 0  | 4  | 2  | 1  | 0            | 25  |
| 18 Tilda Tryggver | F 21:10 | 4-7    | 1-2    | 0-0    | 1 3 4              | 1 0 9       | 2  | 1  | 0  | 2  | 1            | 21  |
| 0 Devyn Quigley   | G 25:11 | 4-6    | 2-4    | 0-0    | 1 3 4              | 1 10 2      | 0  | 0  | 0  | 0  | 0            | 24  |

# 2025-26 WOLFPACK

## PHOTO ROSTER



**0** Devyn Quigley  
So. • G • 5-11



**1** Lorena Awou  
So. • C • 6-5



**2** Qadence Samuels  
Jr. • G • 6-0



**3** Zamareya Jones  
So. • G • 5-7



**7** Destiny "KyShe" Lunan  
Fr. • G • 5-10



**10** Adelaide Jemigan  
Fr. • G • 5-11



**11** Maddie Cox  
Jr. • F • 6-2



**12** Khamil Pierre  
Jr. • F • 6-2



**18** Tilda Trygger  
So. • F • 6-6



**35** Zoe Brooks  
Jr. • G • 5-10



**42** Mallory Collier  
Jr. • C • 6-3



**WES MOORE**  
Head Coach



**NIKKI WEST**  
Associate Head Coach



**ASHLEY WILLIAMS**  
Assistant Coach



**SIMON HARRIS**  
Assistant Coach



**KEVIN LEATHERWOOD**  
AC/Director of PD



**KAYLA JONES**  
AC/Director of PP



**HOUSTON FANCHER**  
DOBO/AC





0

**Devyn Quigley**  
Sophomore • Guard • 5-11  
Manchester, N.J.  
Manchester Township

| PPG          | RPG  | APG  | SPG  |
|--------------|------|------|------|
| 4.4          | 2.6  | 0.8  | 0.5  |
| FG%          | 3FG% | FT%  | MPG  |
| .417         | .304 | .250 | 18.1 |
| CAREER HIGHS |      |      |      |
| PTS          | REBS | ASTS | STLS |
| 20           | 6    | 4    | 2    |

**Last Game:** Logged season-high 10 points off 4-of-6 FG with four rebounds and two assists at Miami.  
**At NC State:** Has played in 44 games with three starts ... Three 10+ point career games ... Had 11 points w/ six rebounds in 26 minutes vs. BC ... Logged a career-high 20 points off the bench vs. Coastal, the first Pack freshman since Elissa Cunane (2019) to have 20+ points in a game.  
**Before NC State:** Ranked No. 47 in the 2024 HoopGuriz Recruiting Rankings - ESPNW ... McDonald's All-America Game nominee ... Tallied 32.7 points, 10.4 rebounds, 2.6 assists and 3.9 steals per game as a senior at Manchester Township ... Finished her high school career with 2,627 points (Shore Conference girls basketball record) ... Tabbed She Got Game Classic MVP.



1

**Lorena Awou**  
Lor-ay-nuh Ah-WOO  
Sophomore • Center • 6-5  
East Moline, Ill.  
United Township

| PPG          | RPG  | SPG  | BPG  |
|--------------|------|------|------|
| 3.3          | 3.3  | 0.3  | 0.7  |
| FG%          | 3FG% | FT%  | MPG  |
| .455         | -    | -    | 8.0  |
| CAREER HIGHS |      |      |      |
| PTS          | REBS | ASTS | STLS |
| 10           | 9    | 1    | 3    |

**Last Game:** Did not play at Miami (suspended).  
**At NC State:** Has played in 34 games ... Logged four points, five rebounds, two blocks and one steal vs. Coastal ... Registered career-high 10 points twice vs. ODU and UNC and five 5+ rebound contests ... Big in Duke win with eight ... Tied team-high nine rebounds with five points vs. Coastal.  
**Before NC State:** Ranked No. 5 in state of Illinois in the Prep Girls Hoops Rankings ... Named Class 4A Illinois Media First Team All-State and averaged 18.7 points and 11.9 rebounds per game as a senior at United Township ... Surpassed 1,000 career points and 1,000 career rebounds in high school ... United Township rebounding record holder.



2

**QADENCE SAMUELS**  
Cay-dens  
Junior • Guard • 6-0  
Forestville, Md.  
Bishop McNamara / UConn

| PPG          | RPG  | APG  | BPG  |
|--------------|------|------|------|
| 5.5          | 4.0  | 0.8  | 0.5  |
| FG%          | 3FG% | FT%  | MPG  |
| .294         | .282 | .909 | 23.1 |
| CAREER HIGHS |      |      |      |
| PTS          | REBS | ASTS | STLS |
| 18           | 9    | 3    | 2    |

**Last Game:** Recorded five points, four rebounds and two assists at Miami.  
**At NC State:** Registered season-high 11 points, five boards and one steal vs. Southern Miss. Logged nine points and three rebounds vs. No. 18/16 USC ... Finished with +16 +/- w/ four points, three rebounds & two assists vs. No. 8/9 Tennessee ... Has started in eight games.  
**Before NC State:** Averaged 3.3 points and 1.8 rebounds per game across 69 contests at UConn ... Tallied 5.0 points per game with 35 3-pointers made on 35.4 percent shooting from beyond the arc as a freshman ... Logged 14 points off 4-of-8 shooting from the field at NC State ... Named BIG East Freshman of the Week following her first week of collegiate play ... No. 41-ranked recruit by ESPN and a four-star recruit ... Averaged 17.6 points, 7.8 rebounds and 2.1 steals per game as a junior at Bishop McNamara.



3

**Zamareya Jones**  
Zuh-MAR-ee-uh  
Sophomore • Guard • 5-7  
Bethel, N.C.  
North Pitt

| PPG          | RPG  | APG  | SPG  |
|--------------|------|------|------|
| 13.7         | 4.0  | 3.7  | 1.4  |
| FG%          | 3FG% | FT%  | MPG  |
| .399         | .323 | .727 | 29.6 |
| CAREER HIGHS |      |      |      |
| PTS          | REBS | ASTS | STLS |
| 18           | 8    | 8    | 4    |

**Last Game:** Registered 16 points off 6-of-10 shooting with four assists at Miami.  
**At NC State:** Named on Ann Meyers-Drysdale SG of the Year WL ... No. 4 in assist/turnover ratio (2.4), No. 10 in assists and No. 11 in scoring in the ACC ... Logged 18 points and accounted for last 11 vs. No. 8/9 Tennessee ... Registered career-high 26 points with eight rebounds at No. 9/9 Oklahoma ... Tallied 17 10+ point games and led the team in scoring five times ... Finished with seventh most 3-pointers made as a freshman at NC State (35) and had eighth best 3-point percentage (.350).  
**Before NC State:** Ranked No. 17 at the time of signing in 2024 HoopGuriz Recruiting Rankings - ESPNW 100 ... Tabbed McDonald's All-American ... Invited & played in Jordan Brand Classic ... Named North Carolina POY.



7

**DESTINY 'KYSHE' LUNAN**  
Freshman • Guard • 5-10  
Goodyear, Ariz.  
Millennium

| PPG          | RPG  | APG  | SPG  |
|--------------|------|------|------|
| 5.5          | 1.6  | 1.0  | 0.7  |
| FG%          | 3FG% | FT%  | MPG  |
| .444         | .450 | .688 | 15.3 |
| CAREER HIGHS |      |      |      |
| PTS          | REBS | ASTS | STLS |
| 11           | 5    | 3    | 4    |

**Last Game:** Had career-high matching 11 points with four rebounds in 24 minutes off bench at Miami.  
**At NC State:** Has earned three-double digit scoring games, including 11 points w/ three assists vs. Southern Miss ... Registered 10 points with four steals vs. No. 17/12 TCU ... Her four steals vs. TCU are the second most by a freshman in the ACC this year.  
**Before NC State:** Ranked No. 65 in the final 2025 HoopGuriz Recruiting Rankings - ESPNW as a four-star recruit ... Named a McDonald's All-American nominee ... Tabbed the Arizona Gatorade Player of the Year and MaxPreps Player of the Year ... Led Millennium to an Open State Championship, dropping 37 points in the title game ... Played club ball with West Coast Elite.



10

**ADELAIDE JERNIGAN**  
Add-uh-layd  
Freshman • Guard • 5-11  
Winston-Salem, N.C.  
Bishop McGuinness

| PPG          | RPG  | APG  | SPG  |
|--------------|------|------|------|
| 2.4          | 1.0  | 0.2  | 0.2  |
| FG%          | 3FG% | FT%  | MPG  |
| .263         | .167 | -    | 7.7  |
| CAREER HIGHS |      |      |      |
| PTS          | REBS | ASTS | STLS |
| 10           | 2    | 1    | 1    |

**Last Game:** Played five minutes and had one rebound at Miami.  
**At NC State:** Recorded career-high 10 points with two boards and one steal vs. Southern Miss ... Scored her first career points with two boards vs. Maine ... Has played in four games.  
**Before NC State:** Ranked No. 68 in the final 2025 HoopGuriz Recruiting Rankings - ESPNW as a four-star recruit ... McDonald's All-American nominee ... No. 1 recruit in the state of North Carolina ... Only girls' basketball player at Bishop McGuinness to surpass 2,000 career points ... Became high school's all-time leader in 3-pointers ... Two-time state champion and led her team to three Final Fours ... Wrapped up her senior season averaging 27.3 points, 6.0 rebounds and 2.2 assists per game.



11

**MADDIE COX**  
Junior • Forward • 6-2  
Flower Mound, Texas  
Flower Mound

| PPG          | RPG  | APG  | BPG  |
|--------------|------|------|------|
| 4.1          | 3.2  | 0.5  | 0.6  |
| FG%          | 3FG% | FT%  | MPG  |
| .421         | .333 | .875 | 15.8 |
| CAREER HIGHS |      |      |      |
| PTS          | REBS | ASTS | BLKS |
| 11           | 12   | 2    | 2    |

**Last Game:** Logged two points, three rebounds and one block in 20 minutes off the bench at Miami.  
**At NC State:** Has played in 77 games with three starts at NC State ... Averages 9.0 points, 7.5 rebounds, 1.5 steals and 1.5 blocks per game in two starts this year ... Registered seven points, a career-high 12 rebounds and two blocks vs. Seton Hall ... Career-high 11 points w/ two steals vs. Coastal ... Appeared in 36 games during freshman season ... First career start at ODU ... Nine rebounds vs. Elon.  
**Before NC State:** Ranked No. 71 player in class of 2023 by ESPN ... Averaged double-double as a high school senior with 17.2 PPG and 11.9 RPG.



12

**KHAMIL PIERRE**  
Kuh-mill  
Junior • Forward • 6-2  
Perry, Ariz.  
Vanderbilt / Perry

| PPG          | RPG  | SPG  | BPG  |
|--------------|------|------|------|
| 14.6         | 13.0 | 1.0  | 0.8  |
| FG%          | 3FG% | FT%  | MPG  |
| .493         | -    | .600 | 29.6 |
| CAREER HIGHS |      |      |      |
| PTS          | REBS | ASTS | STLS |
| 42           | 21   | 6    | 9    |

**Last Game:** Coming off 21 points, 13 rebounds and two steals in ACC debut at Miami.  
**At NC State:** Named Cancun Challenge MVP ... Surpassed 1K points in 69 career games ... Her 21 rebounds vs. Green Bay is third most in school history ... Only player in country with two 20-rebound games this season (also had 19p and 20r vs. OU) ... Second in country in rebounds/gm, which is first in ACC, and second in double-doubles (7) ... Ro Greensboro Invitational MOP w/ 21 points & 14 rebounds ... Tabbed to Wade Award Watchlist, Katrina McClain PF of the Year Watchlist All-ACC Preseason Team.  
**Before NC State:** Named WBCA All-America Honorable Mention choice, having averaged 20.4 points off 49.8 percent shooting, 9.6 rebounds and 2.9 steals per game ... finalist on Cheryl Miller Small Forward of the Year list ... No. 1 in field goals, No. 2 in steals and No. 3 in rebounds in the SEC ... Broke the then-Vanderbilt scoring record of 42 points vs. Evansville ... SEC All-Freshman Team choice.



18

**TILDA TRYGGER**  
Tree-gur  
Sophomore • Forward • 6-6  
Stockholm, Sweden

| PPG          | RPG  | APG  | BPG  |
|--------------|------|------|------|
| 11.7         | 7.9  | 1.1  | 1.2  |
| FG%          | 3FG% | FT%  | MPG  |
| .536         | .360 | .692 | 29.5 |
| CAREER HIGHS |      |      |      |
| PTS          | REBS | ASTS | BLKS |
| 19           | 14   | 3    | 3    |

**Last Game:** Coming off nine points, four rebounds, two assists and two blocks at Miami.  
**At NC State:** Eighth in rebounds in ACC ... Registered 18-point, 12-rebound double-double at No. 9/9 OU ... Had career-high matching 19 points and eight rebounds vs. No. 8/9 Tennessee ... Named to Lisa Leslie Center of the Year Watchlist ... ACC All-Freshman Team ... Started in 33 games ... Nine boards in 4Q vs. UVA tied program record ... Double-double (19p & 10r) at Cal ... ACC Freshman of the Week (2/24) ... No. 8 in games played (34), No. 8 in blocks (22) and No. 11 in rebounds (166) all-time freshman list.  
**Before NC State:** Member of Sweden Senior National Team and U20 teams, coming off leading Sweden to its first semis appearance at FIBA U20 Eurobasket with 16.8 points and 10.7 rebounds per game ... Won 2024 Nordic Championship (11.0 PPG, 7.7 RPG & 0.7 BPG in 27.0 MPG).



35

**ZOE BROOKS**  
Junior • Guard • 5-10  
Plainfield, N.J.  
Saint John Vianney

| PPG          | RPG  | APG  | SPG  |
|--------------|------|------|------|
| 14.2         | 6.4  | 4.7  | 1.1  |
| FG%          | 3FG% | FT%  | MPG  |
| .395         | .130 | .674 | 33.8 |
| CAREER HIGHS |      |      |      |
| PTS          | REBS | ASTS | STLS |
| 33           | 12   | 11   | 4    |

**Last Game:** Recorded 11 points, seven rebounds and three assists at Miami.  
**At NC State:** Registered season-high 25 points at No. 9/9 Oklahoma ... 19 points away from 1,000 ... Cancun Challenge All-Tournament Team ... Tallied 21 points with seven assists vs. Green Bay ... Has logged three 10+ rebound games ... Stands No. 6 in assists, ninth in scoring and assist/turnover ratio (1.8) ... Recorded a double-double vs. No. 8/9 Tennessee w/ 13 points and 11 boards ... Named to Nancy Lieberman PG of the Year All-ACC Preseason Team and Naismith POY Watchlist ... ACC Most Improved Player and All-ACC First Team ... ACC All-Tournament First Team ... ACC Player of the Week (2/24) ... Recorded career-high 33 points w/ 10 boards vs. No. 1 ND ... All-ACC Freshman Team ... Second player in program history w/ a triple-double (14 points, 12 rebounds & 10 assists) in first start vs. Liberty.  
**Before NC State:** No. 9 overall player by ESPN ... 2023 McDonald's All-American & National POY (SB Live).



42

**MALLORY COLLIER**  
Junior • Center • 6-3  
Millington, Tenn.  
Bartlett

| PPG          | RPG  | BPG  | SPG  |
|--------------|------|------|------|
| 3.0          | 1.4  | -    | -    |
| FG%          | 3FG% | FT%  | MPG  |
| .600         | -    | .750 | 7.2  |
| CAREER HIGHS |      |      |      |
| PTS          | REBS | ASTS | BLKS |
| 10           | 9    | 1    | 2    |

**Last Game:** Recorded two points and one rebound in seven minutes at Miami.  
**At NC State:** Registered season-high seven points vs. Southern Miss ... Has logged 11 starts and has played in 56 games ... Had season-high eight points vs. Stanford & Kent State & nine rebounds vs. No. 18/18 Ole Miss ... Appeared in 22 games in 2023-24 ... 10-point night against Cincinnati for first double-figure scoring game of career.  
**Before NC State:** Ranked No. 55 player in class of 2023 by ESPN ... 2022 Memphis Area Player of Year ... Averaged 11.5 points and 7.1 rebounds per game during senior year on a Bartlett team that reached the state title game ... 2022 Team USA Trials invitee ... 2023 McDonald's All-America nominee.