



ST. JOHN'S WOMEN'S BASKETBALL

We Are New York's Team • We Are St. John's



Athletic Communications | Carnesecca Arena | Room 157 | 8000 Utopia Pkwy | Queens, N.Y. 11439 | @StJohnsWBB

St. John's 2025-26 Schedule/Results

DAY	DATE	OPPONENT	TV	TIME/SCORE
Mon.	N3	LE MOYNE	ESPN+	W, 68-53
Fri.	N7	at Harvard	ESPN+	L, 56-61
Tues.	N11	at Quinnipiac	ESPN+	W, 53-51
Fri.	N14	YALE	ESPN+	W, 88-60
Wed.	N19	#18/21 OKLAHOMA ST.	ESPN+	W, 74-67
Mon.	N24	CCSU	ESPN+	W, 71-46
Fri.	N28	vs. Georgia Tech+	FloSports	5 p.m.
Sat.	N29	vs. Memphis+	FloSports	7:30 p.m.
Thu.	D4	• CREIGHTON	ESPN+	7 p.m.
Sun.	D7	• PROVIDENCE	ESPN+	2 p.m.
Wed.	D10	at Stony Brook	FloSports	7 p.m.
Sat.	D13	HOFSTRA	ESPN+	2 p.m.
Wed.	D17	at New Haven	TBD	7 p.m.
Mon.	D22	• at Villanova	ESPN+	12 p.m.
Mon.	D29	• at Marquette	ESPN+	7:30 p.m.
Thu.	J1	• DePAUL	ESPN+	2 p.m.
Wed.	J7	• at Connecticut	truTV	7:30 p.m.
Sat.	J10	• BUTLER	ESPN+	2 p.m.
Wed.	J13	• at Georgetown	ESPN+	7 p.m.
Sat.	J17	• at Xavier	ESPN+	1 p.m.
Wed.	J21	• MARQUETTE	Peacock	8 p.m.
Sat.	J24	• VILLANOVA	FS1	2 p.m.
Wed.	J28	• at Creighton	ESPN+	7 p.m.
Wed.	F4	• XAVIER	ESPN+	7 p.m.
Sun.	F7	• SETON HALL	ESPN+	2 p.m.
Wed.	F10	• at DePaul	ESPN+	7 p.m.
Sun.	F14	• at Butler	ESPN+	2 p.m.
Wed.	F18	• GEORGETOWN	ESPN+	7 p.m.
Sun.	F22	• at Seton Hall	ESPN+	1 p.m.
Sun.	M1	• CONNECTICUT	TBD	TBD
Fri.-Mon.	M6-9	BIG EAST Tournament	TBD	TBD

Home games in BOLD CAPS

• Denotes BIG EAST Game

+ Cayman Islands Classic

MEDIA INFORMATION

Women's Basketball Contact:.....Kevin Wehner
 Wehner's Office Phone:718-990-1522
 Wehner's Mobile Phone:.....518-419-0078
 Wehner's E-mail:.....wehnerk@stjohns.edu
 Women's Basketball Secondary:.....Kyler Fox
 Fox's E-Mail:.....kyler.fox21@my.stjohns.edu
 Athletic Communications Phone:.....718-990-1520
 Office Fax:718-969-8468
 Website:.....www.RedStormSports.com
 Twitter:.....@StJohnsWBB

All media requests for interviews with the St. John's basketball players and coaches should be directed to Assistant Director of Athletic Communications Kevin Wehner 24 hours in advance. Credential requests must be made by sports editors or sports directors no later than 24 hours prior to the event they may be e-mailed to Kevin Wehner.



2025-26 ST. JOHN'S WOMEN'S BASKETBALL

ST. JOHN'S RED STORM (5-1, 0-0 BIG EAST)

VS.

GEORGIA TECH YELLOW JACKETS (3-3, 0-0 ACC)

NOV. 28 | 5 P.M. | JOHN GRAY GYMNASIUM

TV: FLOSPORTS



ST. JOHN'S OPENS CAYMAN ISLANDS CLASSIC ON FRIDAY

- Riding a four-game winning streak, the St. John's women's basketball team will open the Cayman Islands Classic on Friday against Georgia Tech at 5 p.m. ET.
- The Johnnies two contests at John Gray Gymnasium in George Town, Grand Cayman will be streamed on FloSports with Jess and Joanna Settles on the call.
- The Red Storm will play its first regular season game outside of the United States or its territories since it competed in the Junkanoo Jam in Freeport, Bahamas on Nov. 25-26, 2011
- St. John's split its contests against Iowa and Temple in its last time playing in foreign territory 14 years ago. The Johnnies will play the program's first-ever contests in the Cayman Islands
- St. John's has won each of its last four games and is off to a 5-1 start or better for the third time in the last four seasons. In its last contest
- In its last contest, the Red Storm moved to 4-0 at Carnesecca Arena after dominating the second half to sink Central Connecticut State, 71-46, on Monday
- The Johnnies led by just a single point heading into the second half before orchestrating a 20-0 run to start the third quarter and held the Blue Devils scoreless for 7:35
- The Red Storm dominated the glass, 50-27, marking the program's first 50-plus rebound performance in regulation since it tallied 52 against Bethune-Cookman on Dec. 11, 2022.
- The Johnnies have locked down the three-point line preventing their last five opponents to just 17.4 percent (12-69) from beyond-the-arc during that span
- St. John's ranks second in the league in scoring defense allowing just 56.3 points per game
- Head Coach Joe Tartamella has entered his 14th season at the helm and carries a 244-174 (.583) overall record into the 2025-26 campaign and has qualified for four NCAA Tournaments, logged nine top-five BIG EAST finishes, eight postseason appearances and a 2016 BIG EAST Tournament Championship
- Over the last four seasons, the Red Storm have recorded a 30-8 (.789) record in non-conference regular season games
- Brooke Moore paced St. John's with her first-ever double-double racking up career-highs of 20 points and 11 rebounds in the win over CCSU. The junior went 8-for-10 from the charity stripe to lead the Johnnies in scoring for the fourth time this season. The Liberty transfer is averaging a team-high 13.5 points per game on 56.6 percent shooting from the field.
- The Red Storm will close out the Cayman Islands Classic on Saturday night when it faces Memphis at 7:30 p.m. ET

INSIDE THE HUDDLE

Probable Starters	Ht.	Yr.	PPG	RPG	APG	Notes
G 8 Shaulana Wagner	5-10	Gr.	7.5	3.2	5.5	Leads BIG EAST averaging 5.3 assists per game
G 10 Brooke Moore	6-0	Jr.	13.5	5.3	0.8	Posted first career double-double vs. CCSU (Nov. 24)
G 1 Beautiful Waheed	5-10	Jr.	7.3	3.7	0.8	Top-rated JUCO recruit; 2nd Team NJCAA All-American
F 14 Kylie Lavelle	6-2	Sr.	6.8	3.3	1.9	Back-to-back dbl. fig. scoring performances
F 20 Sa'Mya Wyatt	5-11	So.	8.2	4.2	1.0	ASUN Freshman of the Year at Austin Peay
Off The Bench	Ht.	Yr.	PPG	RPG	APG	Notes
G 4 Skye Owen	5-7	Sr.	6.2	0.5	2.0	Made 14 starts; had 10 dbl. figure scoring gms. in 24-25
G 5 Jailah Donald	5-7	Sr.	3.7	1.7	0.8	Team captain... Made 27 starts in 2024-25
F 16 Daniela Abies	6-0	R-Jr.	6.2	7.5	0.8	2023-24 American Conf. Third Team at Wichita State
G 11 Janeya Grant	6-0	So.	6.2	0.3	0.2	Scored career-high 15 pts. at Harvard (Nov. 7)
F 2 Julie Bahati	6-2	Jr.	2.4	2.0	0.3	Posted 10 rebs. in reg. season finale at DePaul (March 2)
G 3 Ariel Little	5-4	So.	0.5	0.8	0.8	Played in 25 games as the backup point guard in 24-25
F 12 Kyla Hayes	6-0	Fr.	0.8	1.5	0.0	Three-time All-New York State selection

Next Opponent



Opponent: Memphis
Date/Time: Nov. 29, 7:30 p.m.
Location: George Town, Cayman Islands
Arena: John Gray Gymnasium
TV: FloSports

Tracking the Storm



@StJohnsWBB
#SJUWBB



facebook.com/sjuwbb



@StJohnsWBB





2025-26 St. John's Women's Basketball Roster

No.	Name	Pos.	Ht.	Cl.	Hometown (Previous School)
1	Beautiful Waheed	G	5-10	Jr.	Milwaukee, Wis./Milwaukee Acad. of Science/Wabash Valley
2	Julie Bahati	F	6-2	Jr.	Nairobi, Kenya / Springfield Central (Mass.)
3	Ariel Little	G	5-4	So.	Brooklyn, N.Y. / South Shore
4	Skye Owen	G	5-7	Sr.	Staten Island, N.Y. / St. Francis Prep
5	Jailah Donald	G	5-8	Sr.	Inglewood, Calif. / Serra
8	Shaulana Wagner	G	5-10	Gr.	Detroit, Mich. / Edison / Troy
10	Brooke Moore	G	6-0	Jr.	Kennesaw, Ga. / North Cobb Christian / Liberty
11	Janeya Grant	G	6-0	So.	Middletown, Conn. / South Shore Christian (Mass.)
12	Kyla Hayes	F	6-0	Fr.	Buffalo, N.Y./ Cardinal O' Hara
14	Kylie Lavelle	F	6-2	Sr.	Moosic, Pa. / Riverside/ Penn State
16	Daniela Abies	F	6-0	R-Jr.	Málaga, Spain / Salesiano San Bartolome/ Miami
20	Sa'Mya Wyatt	F	6-0	So.	Powder Springs, Ga. / St. Francis / Austin Peay

Head Coach: Joe Tartamella (14th season as Head Coach, 24th Overall, James Madison '01)

Associate Head Coach: Steve Pogue (Second Season, Nyack '10)

Assistant Coach: Vanessa Abel (First Season, Duquesne '13)

Assistant Coach: Kaity Healy (Second Season, Seton Hall '19)

Assistant Coach/ Chief Strategist: Joe Rutigliano (Fourth Season, Canisius '15)

Director of Basketball Operations: Mike Gibson (First Season, Boston College '08)

Graduate Assistant: Jenna Anecchiarico (Second Season, College of Charleston '24)

Graduate Assistant: Caleb Blake (Second Season, Ohio State '24)

HOW YOU SAY IT....

2	Julie Bahati (BA-ha-TEE)
3	Ariel (AIR-ee-EL) Little
5	Jailah (Jay-luh) Donald
8	Shaulana (shuh-LAHN-uh) Wagner
11	Janeya (Juh-NAY-uh) Grant
16	Daniela Abies (ah-BEE-ace)
20	Sa'Mya (suh-MAYA) Wyatt
	Jenna Anecchiarico (An-uh-CARE-ick-CO)
	Joe Rutigliano (RUH-tig-LEE-ah-no)
	Vanessa Abel (a-bell)

STATE BREAKDOWN....

New York (3) - Owen, Hayes, Little
Georgia (2) - Moore, Wyatt
California (1)- Donald
Connecticut (1)- Grant
Kenya (1)- Bahati
Michigan (1)- Wagner
Pennsylvania (1)- Lavelle
Spain (1) - Abies
Wisconsin (1) - Waheed

CLASS BREAKDOWN....

Graduate Students (1)- Wagner
Seniors (3)- Donald, Lavelle, Owen
Redshirt Junior (1)- Abies
Juniors (3) - Bahati, Moore, Waheed
Sophomores (3) - Grant, Little, Wyatt
Freshmen (1) - Hayes

LAST TIME OUT

- St. John's outscored Central Connecticut State 39-15 in the second half to blow past the Blue Devils, 71-46, for its fourth consecutive victory
- The Red Storm limited CCSU to just 15 second half points and 14.8 percent (4-27) over the final 20 minutes.
- Brooke Moore finished a 20-point, 11-rebound double-double to lead the Red Storm logging the first 20-point scoring outing of the season.
- Shaulana Wagner dished out eight assists as the Red Storm are averaging 19.3 helpers per contest over the last three games
- Kylie Lavelle finished with a season-high 13 points to notch back-to-back double-figure scoring outings

2025-26 BIG EAST STANDINGS

School	W-L	PCT.	W-L	PCT.
Seton Hall	0-0	.000	4-0	1.000
UConn	0-0	.000	6-0	1.000
St. John's	0-0	.000	5-1	.833
Marquette	0-0	.000	4-1	.800
Georgetown	0-0	.000	5-2	.714
Providence	0-0	.000	5-2	.714
Villanova	0-0	.000	5-2	.714
Xavier	0-0	.000	4-2	.667
Butler	0-0	.000	3-3	.500
DePaul	0-0	.000	2-5	.286
Creighton	0-0	.000	1-4	.200

ST. JOHN'S STATS

Category	Value	BE Rank
Scoring Offense	68.3	7th
Scoring Defense	56.3	2nd
FG%	47.2	2nd
3FG%	30.8	7th
FT%	56.3	10th
FG% Defense	36.5	4th
3FG% Defense	24.7	3rd
Rebounding Margin	+6.7	4th
Blocked Shots	5.5	2nd
Assists	15.0	6th
Steals	8.2	8th
Turnover Margin	-1.7	10th
Assist/Turnover Ratio	0.9	7th

Media Policies

- All media requests for interviews with St. John's women's basketball players and coaches should be directed to Assistant Director of Athletic Communications Kevin Wehner, 24 hours in advance.
- Calling players at home or on cell phones without permission from the St. John's Athletic Communications office will not be tolerated. The players' dorms, training room and weight room are also off limits.
- The St. John's locker room is closed to the media following the game. The team is allowed the customary 10-minute cooling off period and time with the coaching staff to meet with the team after each game. The St. John's Athletic Communications staff will secure coach and student-athletes for the interview room. Coach Joe Tartamella will enter with student-athletes, unless detained by radio/television interviews. Coach and student-athletes will complete interviews and be available for one-on-ones.
- The only pregame interviews allowed on game days will be for St. John's radio, and local or national television productions. No game day interviews will be allowed unless specifically requested for televised games.

Credential Requests

- Credential requests must be made by sports editors or sports directors on official letterhead no later than five days prior to an event. They should be sent to the Athletic Communications Office, Room 157 Carnesecca Arena, St. John's University, 8000 Utopia Parkway, Queens, NY 11439. They also may be faxed to 718-969-1523 or emailed to Kevin Wehner at wehnerk@stjohns.edu

Radio Policy

- St. John's has permanent phone lines available to visiting radio stations at \$100 per line. Arrangements for phone lines must be made through the Athletic Communications office. All radio stations will be limited to three working credentials on press row. The fee for phone lines must be paid in advance of the game. Make check payable to St. John's University.

DEFENSIVE DOMINANCE

- As long as has been customary for the Red Storm under Tartamella, St. John's has continuously ranked highly in defensive metrics
- The Red Storm rank second in the BIG EAST this season allowing 56.3 points per game
- The Red Storm ended the 2024-25 campaign ranked 27th in NCAA Division I and second in the BIG EAST limiting opponents to 56.6 points per game
- Oklahoma State came into the game as one of two teams this century to averaged at least 105.6 PPG and hold opponents to 51.8 PPG through five contests joining National Champion 2022-23 LSU. St. John's held them without a field goal for 9:36 and to nearly 40 points below their season average
- Over the last five games, the Johnnies have limited their opponents to 17.4 percent (12-69) from 3-point range
- No opponent has scored more than 71 points on the Red Storm in the last 13 games
- The Red Storm rank second in the league averaging 5.65 blocked shots per game, including its most since 2020 recording 12 swats at Harvard (Nov. 7)
- Last season under the tutelage of Tartamella, Lashae Dwyer became the third player in program history to win the BIG EAST Defensive Player of the Year award.

NEW TO QUEENS

- Tartamella welcomes a group of six newcomers to the 2025-26 roster to fortify a roster with three returning starters
- ASUN Freshman of the Year Sa'Mya Wyatt was the lone freshman in the league to earn all-conference honors, landing on the All-ASUN Third Team
- Over the last three games, Wyatt is averaging 11.5 points on 86.7 percent shooting and 5.5 rebounds per contest
- Brooke Moore arrives following two seasons and 51 total appearances at Liberty
- The junior paces the team logging 13.5 points and 1.8 blocks per contest and is shooting 56.6 percent from the floor
- Beautiful Waheed was the top-ranked junior college prospects in the country coming out of Wabash Valley
- The guard was named a 2025 NJCAA Second Team All-American and was an Honorable Mention All-American in 2024
- Waheed has scored in double-figures in two of her last four outings. The Milwaukee native is shooting a team-best 50 percent from 3-point land
- Shaulana Wagner transferred from Troy and ranked fourth in NCAA Division I last season logging 6.7 assists per game
- The Preseason All-Sun Belt selection averaged 9.0 points, 6.7 assists, 5.5 rebounds for the Trojans
- The graduate student currently leads the BIG EAST dishing out 5.5 assists per outing
- Wagner has added three or more assists in all 5 games
- The graduate student is five assists shy of becoming the 22nd active player in NCAA Division I to reach the 400-career assist mark
- Daniela Abies fortifies the frontcourt after transferring in from Miami. The 6-foot-1 forward has tallied 5.8 points and 7.5 rebounds to start the year
- Abies has grabbed seven or more boards in 4 games
- The redshirt junior has averaged 6.3 rebounds per game over her three year career
- Prior to Miami, the Spain native spent two years at Wichita State where she was an All-AAC Third Team

All-Time Series St. John's vs. Georgia Tech Series Tied, 1-1 H: 1-0 ; A: 0-1

Date	Loc.	W/L	Score	Rec.
Dec. 30, 2002(A)	L		53-61	(0-1)
Dec. 17, 2004(H)	W		69-65	(1-1)



**Associated Press Top 25 Poll
(Nov. 24)**

RANK	TEAM	RECORD	POINTS
1	UConn (30)	6-0	797
2	South Carolina (1)	6-0	758
3	UCLA (1)	6-0	746
4	Texas	5-0	701
5	LSU	6-0	659
6	Michigan	5-1	627
7	Maryland	7-0	565
8	TCU	6-0	563
9	Oklahoma	5-1	561
10	Iowa State	7-0	475
11	Iowa	6-0	423
12	North Carolina	5-1	420
13	Ole Miss	4-0	379
14	Tennessee	5-1	374
15	Baylor	5-1	354
16	Kentucky	7-0	322
17	Vanderbilt	6-0	298
18	USC	3-2	284
19	Notre Dame	4-1	256
20	Michigan State	6-0	210
21	West Virginia	5-0	175
22	Washington	5-0	137
23	Louisville	4-2	89
24	Oklahoma State	5-1	71
25	NC State	3-3	43

Others receiving votes:

Stanford 36, South Dakota St. 24, Ohio St. 15, Richmond 10, Nebraska 10, Texas Tech 5, Princeton 4, South Dakota 3, Oregon 2, Kansas 2, Fairfield 2.

**USA TODAY/ Coaches' Top 25 Poll
(Nov. 18)**

RANK	TEAM	RECORD	POINTS
1	UConn (30)	6-0	797
2	South Carolina (1)	6-0	758
3	UCLA (1)	6-0	746
4	Texas	5-0	701
5	LSU	6-0	659
6	Michigan	5-1	627
7	Maryland	7-0	565
8	TCU	6-0	563
9	Oklahoma	5-1	561
10	Iowa State	7-0	475
11	Iowa	6-0	423
12	North Carolina	5-1	420
13	Ole Miss	4-0	379
14	Tennessee	5-1	374
15	Baylor	5-1	354
16	Kentucky	7-0	322
17	Vanderbilt	6-0	298
18	USC	3-2	284
19	Notre Dame	4-1	256
20	Michigan State	6-0	210
21	West Virginia	5-0	175
22	Washington	5-0	137
23	Louisville	4-2	89
24	Oklahoma State	5-1	71
25	NC State	3-3	43

Others receiving votes:

Washington 41, Minnesota 19, South Dakota State 17, Ohio State 13, Alabama 10, Richmond 3, Nebraska 3

A LOOK AT THE POLLS

- St. John's was picked to finish sixth in the BIG EAST Presesason Coaches poll released on Oct. 21 at the league's media day at Madison Square Garden
- The Red Storm accumulated 56 points as voted on by the conference's 11 head coaches
- The last two times the Johnnies were predicted to finish in the bottom half of the league they logged top-four finishes. In 2023-24, the Red Storm were picked sixth and placed tied for third, the program's highest finish since 2019-20. In 2022-23, the Johnnies were selected seventh and got off to their best start in program history, 13-0, ultimately finishing fourth in the BIG EAST and qualifying for the NCAA Tournament
- The defending national champions Connecticut were picked to finish atop the conference (100 points)

SCHEDULE AT A GLANCE

- St. John's will embark on its 51st season in program history with another challenging 31-game slate on deck for the 2025-26 campaign
- The non-conference schedule features 11 teams from six different conferences, including three squads that made the 2025 NCAA Tournament
- The Johnnies will host a Big 12 opponent at Carnesecca Arena for the first time since 2017 when they welcome No. 18 Oklahoma State on Nov. 19. Wednesday's game will mark the first ranked non-conference opponent St. John's has faced since then-No. 19 UCLA on Nov. 26, 2022
- Over the Thanksgiving holiday, the Red Storm will compete in the Cayman Islands Classic taking on Georgia Tech (Nov. 28) and Memphis (Nov. 29). The Yellow Jackets are coming off an NCAA Tournament appearance and the Red Storm and Tigers last MET in an MTE three years ago at the Las Vegas Invitational
- The BIG EAST will return to a true round-robin 20-game schedule in 2025-26. The Red Storm will play all 10 conference foes both home and away beginning with welcoming Creighton on Dec. 4
- The conference entered a new comprehensive media rights agreement ahead of the 2025-26 basketball season. The Johnnies will play four games on national networks- at UConn (Jan. 7 on truTV), vs. Marquette (Jan. 21 on Peacock), vs. Villanova (Jan. 24 on FS1) and vs. UConn (March 1 on truTV)

SERIES HISTORY

- St. John's and Georgia Tech will meet for the third time and the first on a neutral floor
- The Johnnies and Yellow Jackets have faced off twice in the early 2000's, splitting the series 1-1
- The Red Storm won the last meeting on Dec. 17, 2004, 69-65, in Queens
- The first meeting took place on Dec. 30, 2002 with Georgia Tech winning in Atlanta, 61-53. Joe Tartamella was a graduate assistant as St. John's at that time.

TARTAMELLA'S TRADITION OF SUCCESS

- Joe Tartamella enters his 24th year with the program and his 14th as the head coach of the Red Storm
- Tartamella began his tenure in Queens over 20 years ago as a graduate assistant in 2002 and climbed the ladder to take over the reigns of the program in 2012. He holds a career record of 244-174 (.583)
- The Johnnies' lead man reached 225 career victories on Nov. 8, 2024 at LIU, which made him the fifth-active BIG EAST Coach to reach that threshold. He is seven victories away from reaching the 250-win mark
- Tartamella led the program to his eighth postseason appearance in 12 seasons at the helm. The Johnnies lead man has brought the school to four NCAA Tournaments, three WNIT's and one WBIT appearance. Tartamella and the Red Storm captured the BIG EAST Tournament Championship in 2016 for the first time in 38 years
- Tartamella has led the program to nine top-five finishes in the BIG EAST and four placements inside the top-three of the league
- Tartamella has led the Johnnies to 10 or more BIG EAST wins nine times in his career and matched the program record with 13 league wins in 2022-23
- A proven developer of talent, Tartamella has mentored 16 players during his head coaching tenure that went onto play professionally, including four WNBA draft picks
- In 2024-25, Lashae Dwyer became the third Johnnie under Tartamella to be named the league's defensive player of the year, to go along with an all-conference second-team selection. During his tenure, Tartamella has mentored 20 All-BIG EAST selections
- Tartamella added another ranked victory to his decorated resume defeating No. 18/21 Oklahoma State, 74-67, on Nov. 19.

YELLOW JACKET BUZZ

- Georgia Tech comes to the Cayman Islands with an even 3-3 record on the year under first year Head Coach Karen Blair
- The Yellow Jackets suffered a 87-59 setback in their first contest away from home on Sunday at Georgia
- The Yellow Jackets have excelled on the glass ranking top-30 in the country in rebounds per game (45.5), defensive boards per game (26.6) and rebounding margin (+11.5).
- Georgia Tech ranks seventh in the country in bench scoring with the reserve unit recording 36.8 points per game, which comprises 52.5 percent of the team's scoring
- Three of the team's top four scorers have primarily come off the bench.
- Talayah Walker leads the team logging 12.2 points per game while Brianna Turnage ranks top-25 in NCAA Division I collecting 10.5 rebounds per contest
- Last year, Georgia Tech posted a 22-11 record and qualified for its first NCAA Tournament since 2022 eventually falling to Richmond in the first round.



2025-26 GAME-BY-GAME STARTERS

Date	Opponent	Result	Starter	Starter	Starter	Starter	Starter
N3	Le Moyne	W, 68-53	Owen	Wagner	Waheed	Donald	Wyatt
N7	at Harvard	L, 56-61	Owen	Wagner	Waheed	Donald	Wyatt
N11	at Quinnipiac	W, 53-51	Owen	Wagner	Waheed	Lavelle	Wyatt
N14	Yale	W, 88-60	Moore	Wagner	Waheed	Lavelle	Wyatt
N19	#18/21 Oklahoma St.	W, 74-67	Moore	Wagner	Waheed	Lavelle	Wyatt
N24	CCSU	W, 71-46	Moore	Wagner	Waheed	Lavelle	Wyatt

St. John's Trending

Overall.....	5-1
BIG EAST.....	0-0
At home.....	4-0
On the road.....	1-1
At neutral sites.....	0-0
After a win.....	3-1
After a loss.....	2-0
In overtime.....	0-0
In double overtime.....	0-0
vs. Ranked opponents.....	1-0
at Home vs. ranked opponent.....	1-0
on Road vs. ranked opponent.....	0-0
Neutral site vs. ranked opponent.....	0-0
vs. Unranked opponent.....	4-1
at Home vs. unranked opponent.....	3-0
On Road vs. unranked opponent.....	1-1
Neutral site vs. unranked opponent.....	0-0
Games decided by 1-3 points.....	1-0
Games decided by 4-9 points.....	1-1
Games decided by 10-19 points.....	1-0
Games decided by 20-29 points.....	2-0
Games decided by 30+ points.....	0-0
Leading after first quarter.....	5-0
Trailing after first quarter.....	0-1
Tied after first quarter.....	0-0
Leading at the half.....	4-0
Trailing at the half.....	1-1
Tied at the half.....	0-0
Leading after third quarter.....	3-0
Trailing after third quarter.....	1-1
Tied after third quarter.....	1-0
St. John's scores 80 or more pts.....	1-0
St. John's scores 70-79 pts.....	2-0
St. John's scores 60-69 pts.....	1-0
St. John's scores 50-59 pts.....	1-1
St. John's scores 49 pts. or less.....	0-0
St. John's FG% is 50% or better.....	2-0
St. John's FG% is 40-49%.....	1-1
St. John's FG% is 30-39%.....	2-0
St. John's FG% is 29% or less.....	0-0
Opponent shoots 50% or better.....	0-0
Opponent shoots 40-49%.....	1-0
Opponent shoots 30-39%.....	4-1
Opponent shoots 20-29%.....	0-0
Opponent shoots 19% or less.....	0-0
St. John's FT% is 75% or better.....	0-0
St. John's FT% 70-74.9%.....	0-0
St. John's FT% 60-69.9%.....	1-0
St. John's FT% 50-59.9%.....	4-1
St. John's FT% 49.9% or less.....	0-0
St. John's 3FG% is 50% or better.....	0-0
St. John's 3FG% is 40-49%.....	0-0
St. John's 3FG% is 30-39%.....	3-1
St. John's 3FG% is 29% or less.....	2-0
Opponent 3FG% is 50% or better.....	1-0
Opponent 3FG% is 40-49%.....	0-0
Opponent 3FG% is 30-39%.....	0-0
Opponent 3FG% is 29% or less.....	4-1
More rebounds than opponent.....	4-0
Fewer rebounds than opponent.....	0-1
Rebounds equal.....	0-0
More turnovers than opponent.....	3-1
Fewer turnovers than opponent.....	2-0
Turnovers equal.....	0-0
More assists than opponent.....	4-1
Fewer assists than opponent.....	0-0
Assists equal.....	1-0
Weekday.....	4-0
Weekend (Including Friday).....	1-1
In November.....	5-1
In December.....	0-0
In January.....	0-0
In February.....	0-0
In March.....	0-0
Wearing White.....	3-0
Wearing Red.....	2-0
Wearing Blue.....	0-1
Wearing Pink.....	0-0

The last time St. John's.....(Bold indicates 2025-26 season)

Was ranked in the AP Top-25.....[24] Jan. 2, 2023
 Defeated an AP Top-25 team.....**74-67 (W), vs [18/21] Oklahoma State (Nov. 19, 2025)**
 Defeated an AP Top-10 team.....69-64 (W), at [4/5] UConn (Feb. 21, 2023)

Allowed 70 points or less against AP Top-25 team.....**74-67 (W), vs [18/21] Oklahoma State (Nov. 19, 2025)**
 Allowed 75 points or less against AP Top-10 team.....71-40 (L), vs UConn (March 8, 2025)

Scored 100 points.....102-48 (W), vs. UNC-Asheville (Dec. 28, 1994)
 Scored 90-99 points.....96-63 (W) at Xavier, (Feb.6, 2022)
Scored 80-89 points.....88-vs. Yale (W, 88-60) (Nov. 14, 2025)
 Scored 39 or fewer points.....61-38 (L) at Marquette (Feb. 18, 2023)
 Allowed 100 points.....107-59 (L), vs Creighton (Feb. 18, 2022)
 Allowed 90-99 points.....92-49 (L), vs. No. 13/14 UConn (Jan. 13, 2024)
 Allowed 39 or fewer points.....60-39 (W) at Xavier (Jan. 11, 2025)
 Allowed 35 or fewer points.....58-34 (W), vs. Stony Brook (Nov. 24, 2024)
 Allowed 29 or fewer points.....55-25 (W), at Seton Hall (Feb. 4, 2012)

Won in Overtime.....68-62 OT (W), vs. Providence (Feb. 20, 2022)
 Lost in Overtime.....65-64, (L), at DePaul (March 2, 2025)
 Lost in Double Overtime.....64-67, (L) vs. Fordham (Dec. 12, 2017)
 Won in Double Overtime.....83-77, (W), at DePaul (Jan. 25, 2024)
 Won by 50+ Points.....102-48 (W, +54), vs. UNC-Asheville (Dec. 28, 1994)
 Won by 40+ Points.....81-39 (W, +41), vs. Saint Peter's (Nov. 4, 2024)
 Won by 30+ Points.....83-49 (W +34) vs. Georgetown (Feb. 26, 2025)
 Lost by 30+ Points.....71-40 (L -31), vs. UConn (March 8, 2025)

Shot 60.0 % or Better FG%.....60.8, 79-60 (W) at Florida (March 21, 2024)
Shot 55.0 % or Better FG%.....59.1 (26-44), vs. [18/21] Oklahoma State (W, 74-67) (Nov. 19, 2025)
Shot 50.0 % or Better FG%.....59.1 (26-44), vs. [18/21] Oklahoma State (W, 74-67) (Nov. 19, 2025)
 Shot 50.0 % or Better from Three.....50.0 (8-16) 62-38 (W), at Hofstra (Dec. 11, 2024)
 Shot Less Than 30 % FG%.....28.6 (16-56), 71-40 (L), vs. UConn (March 8, 2025)
 Shot Less Than 25 % FG %.....24.1 (13-54), vs. Creighton (L, 55-43) (Jan. 20, 2017)
 Opponent Shot 20% - 29.9% FG%.....25.8 (17-66), vs. Bethune-Cookman (W, 73-52) (Dec. 11, 2022)
 Opponent Shot Less Than 20% FG%.....18.0 (9-50), at Seton Hall (W, 55-25) (Feb. 4, 2012)
 Shot 90% or Better FT% (min. 10 att.).....90.0 (9-10) vs. Monmouth (Nov. 7, 2022)

Had 45+ Rebounds.....49 vs. Saint Peter's (W, 85-47) (Dec. 1, 2020)
Had 50+ Rebounds.....50, vs. CCSU (W,71-46) (Nov. 24, 2025)
 Had 55+ Rebounds.....58, at DePaul(W, 83-77) (Jan. 25, 2024)
 Had 60+ Rebounds.....62, vs. Marquette (W, 64-52) Feb. 13, 2015)

Had 25+ Turnovers.....27, at No. 3/5 UConn (L, 94-62) (Feb. 3, 2021)
 Had Eight Or Less Turnovers.....8, vs. Georgetown (W, 83-49) (Feb. 26, 2025)
 Had Four or Fewer Turnovers.....3, vs. Creighton (L, 66-58) (March 4, 2018)
 Forced 25+ Turnovers.....28, at Providence (L, 59-52) (Jan. 1, 2025)
 Had 15+ Steals.....16, at Penn State (W, 72-67) (Dec. 2, 2024)
 Opponent had 15+ Steals.....16, at Butler (L, 66-45) (Jan. 6, 2019)
Had 20+ Assists.....22, vs. Yale (W, 88-60) (Nov. 14, 2025)
 Had 25+ Assists.....25, vs. Stetson (W, 87-51) (Dec. 1, 2009)
 Opponent Had 20+ Assists.....28, vs. UConn, 92-49 (L) (Jan. 13, 2024)
Had 10+ Blocked Shots.....12, at Harvard (L, 61-56) (Nov. 7, 2025)
 Opponent Had 10+ Blocked Shots.....11, at No. 7 UConn 93-38 (L) (Feb. 25, 2022)



ST BY THE NUMBERS

51

Years of St. John's
Women's Basketball
(First Season: 1974-75)

852

All-Time Program Wins

.551

All-Time Program
Winning Percentage

32

Winning Seasons

11

NCAA Tournament
Appearances

The last time a St. John's player...(Bold indicates 2025-26 season)

Five players in double figures..... Kylie Lavelle (13), Skye Owen (13), Jailah Donald (11), Ber'Nyah Mayo (11)
..... Lashae Dwyer (10) vs. Villanova (L, 66-64) (Jan. 18, 2025)

Two players score 20+ points Lashae Dwyer (25) & Ber'Nyah Mayo (20)
..... vs. Georgetown (Feb. 26, 2025)

Two players score 25+ points Aliyyah Handford (27) & Danaejah Grant (27) vs. Providence (W, 69-54)
..... (February 26, 2016)

Two players with 10+ rebounds Jililian Archer (14), Rayven Peeples (10) vs. Bethune-Cookman (W, 73-51)
..... (Dec. 11, 2022)

Three players with 10+ rebounds Akina Wellere (10), Curteeona Brelove (13), Kayla Charles (14)
..... vs. Delaware State (W, 82-44) (Nov. 29, 2018)

Two players record double-doubles Leilani Correa (20 pts., 10 reb.), Rayven Peeples (13 pts., 11 reb.)
..... at Villanova (L, 70-68) (Jan. 2, 2022)

Three players record double-doubles Akina Wellere (12 pts, 11 reb.), Curteeona Brelove (20 pts, 13 reb.),
..... Kayla Charles (11 pts, 14 reb.) vs. Delaware State (W, 82-44) (November 29, 2018)

Grab 15+ rebounds Daniela Abies (15) vs. Le Moyne (W, 68-53) (Nov. 3, 2025)

Dish out 10+ assists Tiana England (10) vs. Seton Hall (W, 77-76) (Feb. 22, 2020)

Come away with 5+ steals Lashae Dwyer (5) vs. Georgetown (W, 83-49) (Feb. 26, 2025)

Block 5+ shots Brooke Moore (5) at Harvard (L, 61-56) (Nov. 7, 2025)

Score 30-39 points Unique Drake (37) at Florida (W, 79-61) (March 21, 2024)

Score 40+ points Cozette Ballentine (40), vs. Providence (February 13, 1991)

Players (2025-26 Season)	10+ Pts	20+ Pts	30+ Pts	5+ Rebs	10+ Rebs	15+ Rebs	5+ Assts	10+ Assts	3+ Stls	3+ Blks	Double Doubles	(Led the Team) Pts	Reb	Asst
#1 Beautiful Waheed	2			1								1		
#2 Julie Bahati														
#3 Ariel Little									1					
#4 Skye Owen														
#5 Jailah Donald														
#8 Shaulana Wagner	1			1			3					1		5
#10 Brooke Moore	4	1		3	1				2	2	1	4	2	
#11 Janeya Grant	1													
#12 Kyla Hayes														
#14 Kylie Lavelle	2			1			1	1						1
#16 Daniela Abies	1			4	1	1					1		3	
#20 Sa'Mya Wyatt	2			3									2	

2025-26 PRESEASON BIG EAST AWARDS

2025-26 BIG EAST PRESEASON PLAYER OF THE YEAR –

SARAH STRONG, UCONN, So., F

BIG EAST PRESEASON FRESHMAN OF THE YEAR –

KELIS FISHER, UCONN, Fr., G

WOMEN'S BASKETBALL PRESEASON ALL-BIG EAST TEAM

KK ARNOLD, UCONN, Jr., G
AZZI FUDD, UCONN, Gr., G *
ASHLYNN SHADE, UCONN, Jr., G
SERAH WILLIAMS, UCONN, Sr., F *
SKYLAR FORBES, MARQUETTE, Jr., F *
HALLE VICE, MARQUETTE, Jr., G
LEE VOLKER, MARQUETTE, Gr., G *
SAVANNAH CATALON, SETON HALL, Jr., G *
JADA EADS, SETON HALL, So., G *
JASMINE BASCOE, VILLANOVA, So., G *
HONORABLE MENTION
KATE CLARKE, DePAUL, Sr., G
VICTORIA RIVERA, GEORGETOWN, Sr., G
MERI KANERVA, XAVIER, So., G

BIG EAST PRESEASON POLL

1. UCONN – 100 (10 FIRST-PLACE VOTES)
2. MARQUETTE – 85
3. SETON HALL – 80 (1)
4. VILLANOVA – 78
5. CREIGHTON – 61
6. **St. John's – 56**
7. GEORGETOWN – 48
8. DePAUL – 32
9. BUTLER – 30
10. PROVIDENCE – 20
11. XAVIER – 15



TALE OF THE
TAPE



5-1	Overall	3-3
0-0	Conf.	0-0
68.3	PPG	70.2
56.3	OPP PPG	59.8
56.3	FT%	65.2
47.2	FG%	43.6
36.5	OPP FG%	34.2
30.8	3FG%	32.1
24.7	OPP 3FG%	27.0
35.8	Rebounds	45.5
5.5	Blocks	4.8
15.0	Assists	17.3
8.2	Steals	8.0
17.3	Turnovers	18.8

Quick Facts

Location: Queens, N.Y. 11439
Founded: 1870
Enrollment: 20,448
Nickname: Red Storm
Colors: Red and White
Arena (Capacity): Carnesecca Arena (5,260)
Affiliation: NCAA Division I
Conference: BIG EAST
President: Rev. Brian J. Shanley, O.P.
Vice President/ Director of Athletics: Ed Kull
Athletic Department Phone: 718-990-6217
Basketball Office Phone: 718-990-6002
Press Row Phone: 718-990-5713 (CA)

Coaching Staff

Head Coach: Joe Tartamella
Alma Mater: James Madison '01
Seasons at St. John's: 14th season
Record at St. John's (Pct.): 244-174 (.582)
Career Coaching Record (Yrs.): Same
Basketball Office Phone: 718-990-6002
Best Way to Contact: Contact SID Office
Associate Head Coach: Steve Pogue
Assistant Coach: Vanessa Abel
Assistant Coach: Kaity Healy
Asst. Coach/ Chief Strategist: Joe Rutigliano
Director of Operations: Mike Gibson
Graduate Assistant: Jenna Annecchiarico
Graduate Assistant: Caleb Blake

Basketball History

First Year of Women's Basketball: 1974-75
Overall All-Time Record: 852-690 (.551)
BIG EAST Championships: 1983, 1984, 1988, 2016
Postseason Appearances (since 1983): 18
NCAA Tournament Appearances: 11
1983, '84, '88, 2006, '10, '11, '12, '13, '14, '16, '23
WNIT Appearances: 6
..... 2005, '08, '09, '15, '17, '18
WBIT Appearances: 1
..... 2024

Team Information

2024-25 Record: 16-15
2024-25 BIG EAST Record: 5-13
Home: 9-6
Away: 6-8
Neutral: 1-1
Starters Returning/Lost: 3/2
Letterwinners Returning/Lost: 6/8
Newcomers: 6
2024-25 Regular Season Conference Finish: 8th
2024-25 Final Top 25 (AP/USATODAY Coaches): NR/NR
2024-25 NET Ranking: 72





2025-26 Statistics



2025-26 St. John's (NY) Women's Basketball Combined Team Statistics All games

Page 1/1
as of Nov 25, 2025

Game Records

Record	Overall	Home	Away	Neutral
ALL GAMES	5-1	4-0	1-1	0-0
CONFERENCE	0-0	0-0	0-0	0-0
NON-CONFERENCE	5-1	4-0	1-1	0-0

Score by Periods

Team	1st	2nd	3rd	4th	OT	TOT
St. John's (NY)	110	91	98	111	0	410
Opponents	81	71	94	92	0	338

Team Box Score

No.	Player				Total		3-Point		F-Throw		Rebounds											
		GP-GS	MIN	AVG	FG-FGA	FG%	3FG-3FGA	3FG%	FT-FTA	FT%	OFF	DEF	TOT	AVG	PF	DQ	A	TO	BLK	STL	PTS	AVG
10	MOORE, Brooke	6-3	160:21	26.7	30-53	.566	4-9	.444	17-27	.630	11	21	32	5.3	17	0	5	11	10	5	81	13.5
20	WYATT, Sa'Mya	6-6	91:50	15.3	23-40	.575	1-2	.500	2-4	.500	11	14	25	4.2	14	0	6	7	3	5	49	8.2
8	WAGNER, Shaulana	6-6	161:33	26.9	15-30	.500	3-6	.500	12-25	.480	5	14	19	3.2	10	0	33	20	0	6	45	7.5
1	WAHEED, Beautiful	6-6	155:49	26.0	16-27	.593	8-16	.500	4-8	.500	4	18	22	3.7	13	0	5	9	6	4	44	7.3
14	LAVELLE, Kylie	6-4	154:49	25.8	16-31	.516	3-12	.250	6-10	.600	4	16	20	3.3	11	0	11	4	6	8	41	6.8
16	ABIES, Daniela	6-0	96:21	16.1	13-25	.520	0-1	.000	11-19	.579	19	26	45	7.5	13	0	5	12	1	7	37	6.2
4	OWEN, Skye	6-3	120:00	20.0	12-52	.231	2-19	.105	11-17	.647	0	3	3	0.5	9	0	12	14	2	9	37	6.2
11	GRANT, Janeya	6-0	77:18	12.9	13-30	.433	7-23	.304	4-8	.500	0	2	2	0.3	5	0	2	6	2	2	37	6.2
5	DONALD, Jailah	6-2	108:45	18.1	9-21	.429	3-11	.273	1-2	.500	0	10	10	1.7	3	0	4	4	1	2	22	3.7
2	BAHATI, Julie	5-0	32:15	6.4	4-6	.667	0-0	.000	4-6	.667	6	4	10	2.0	4	0	2	4	1	0	12	2.4
12	HAYES, Kyla	4-0	15:21	3.8	1-1	1.000	1-1	1.000	0-2	.000	1	5	6	1.5	2	0	0	3	1	0	3	0.8
3	LITTLE, Ariel	4-0	25:39	6.4	1-8	.125	0-4	.000	0-0	.000	1	2	3	0.8	2	0	5	3	0	1	2	0.5
Team											7	11	18					7				
Total		6	1200		153-324	.472	32-104	.308	72-128	.563	69	146	215	35.8	103	0	90	104	33	49	410	68.3
Opponents		6	1200		118-323	.365	21-85	.247	81-107	.757	59	116	175	29.2	123	4	55	94	11	50	338	56.3

Team Statistics

	SJU	OPP
Scoring	410	338
Points per game	68.3	56.3
Scoring margin	+12.0	-
Field goals-att	153-324	118-323
Field goal pct	.472	.365
3 point fg-att	32-104	21-85
3-point FG pct	.308	.247
3-pt FG made per game	5.3	3.5
Free throws-att	72-128	81-107
Free throw pct	.563	.757
F-Throws made per game	12.0	13.5
Rebounds	215	175
Rebounds per game	35.8	29.2
Rebounding margin	+6.7	-
Assists	90	55
Assists per game	15.0	9.2
Turnovers	104	94
Turnovers per game	17.3	15.7
Turnover margin	-1.7	-
Assist/turnover ratio	0.9	0.6
Steals	49	50
Steals per game	8.2	8.3
Blocks	33	11
Blocks per game	5.5	1.8
Winning streak	4	-
Home win streak	4	-
Attendance	2214	1195
Home games-Avg/Game	4-554	2-598
Neutral site-Avg/Game	-	0-0

Team Results

Date	Opponent		Score	Att.
11/03/2025	Le Moyne	W	68-53	427
11/07/2025	at Harvard	L	56-61	658
11/11/2025	at Quinnipiac	W	53-51	537
11/14/2025	Yale	W	88-60	518
11/19/2025	Oklahoma St.	W	74-67	726
11/24/2025	Central Conn. St.	W	71-46	543





2025-26 Team Statistics



2025-26 St. John's (NY) Women's Basketball Overall Team Statistics All games

Page 1/1
as of Nov 25, 2025

Team Statistics

	SJU	OPP
Scoring	410	338
Points per game	68.3	56.3
Scoring margin	+12.0	-
Field goals-att	153-324	118-323
Field goal pct	.472	.365
3 point fg-att	32-104	21-85
3-point FG pct	.308	.247
3-pt FG made per game	5.3	3.5
Free throws-att	72-128	81-107
Free throw pct	.563	.757
F-Throws made per game	12.0	13.5
Rebounds	215	175
Rebounds per game	35.8	29.2
Rebounding margin	+6.7	-
Assists	90	55
Assists per game	15.0	9.2
Turnovers	104	94
Turnovers per game	17.3	15.7
Turnover margin	-1.7	-
Assist/turnover ratio	0.9	0.6
Steals	49	50
Steals per game	8.2	8.3
Blocks	33	11
Blocks per game	5.5	1.8
Winning streak	4	-
Home win streak	4	-
Attendance	2214	1195
Home games-Avg/Game	4-554	2-598
Neutral site-Avg/Game	-	0-0

Score by Periods

Team	1st	2nd	3rd	4th	OT	TOT
St. John's (NY)	110	91	98	111	0	410
Opponents	81	71	94	92	0	338





2025-26 Team/Opp. Highs/Lows

2025-26 St. John's (NY) Women's Basketball
Team High/Low Analysis
All gamesPage 1/4
as of Nov 25, 2025

St. John's (NY) - Game Highs

POINTS	88	Yale (11/14/2025)
	74	Oklahoma St. (11/19/2025)
	71	Central Conn. St. (11/24/2025)
	68	Le Moyne (11/03/2025)
	56	at Harvard (11/07/2025)
FIELD GOALS MADE	35	Yale (11/14/2025)
	26	Central Conn. St. (11/24/2025)
	26	Oklahoma St. (11/19/2025)
FIELD GOAL ATTEMPTS	63	Le Moyne (11/03/2025)
	60	Yale (11/14/2025)
FIELD GOAL PERCENTAGE	.591 (26-44)	Oklahoma St. (11/19/2025)
	.583 (35-60)	Yale (11/14/2025)
3 PT FG MADE	8	Yale (11/14/2025)
	6	Central Conn. St. (11/24/2025)
	6	at Quinnipiac (11/11/2025)
3 PT FG ATTEMPTS	25	Le Moyne (11/03/2025)
	22	Yale (11/14/2025)
3 PT FG PERCENTAGE	.364 (8-22)	Yale (11/14/2025)
	.357 (5-14)	at Harvard (11/07/2025)
FREE THROWS MADE	20	Oklahoma St. (11/19/2025)
	13	Central Conn. St. (11/24/2025)
	13	Le Moyne (11/03/2025)
FREE THROW ATTEMPTS	35	Oklahoma St. (11/19/2025)
	24	Le Moyne (11/03/2025)
FREE THROW PERCENTAGE	.619 (13-21)	Central Conn. St. (11/24/2025)
	.571 (20-35)	Oklahoma St. (11/19/2025)
REBOUNDS	50	Central Conn. St. (11/24/2025)
	43	Le Moyne (11/03/2025)
ASSISTS	22	Yale (11/14/2025)
	19	Central Conn. St. (11/24/2025)
STEALS	10	at Quinnipiac (11/11/2025)
	9	Yale (11/14/2025)
	9	at Harvard (11/07/2025)
BLOCKED SHOTS	12	at Harvard (11/07/2025)
	7	Le Moyne (11/03/2025)
TURNOVERS	24	at Harvard (11/07/2025)
	23	at Quinnipiac (11/11/2025)
FOULS	21	at Harvard (11/07/2025)
	20	Oklahoma St. (11/19/2025)

2025-26 St. John's (NY) Women's Basketball
Team High/Low Analysis
All gamesPage 4/4
as of Nov 25, 2025

Opponent - Game Lows

POINTS	46	Central Conn. St. (11/24/2025)
	51	at Quinnipiac (11/11/2025)
	53	Le Moyne (11/03/2025)
	60	Yale (11/14/2025)
	61	at Harvard (11/07/2025)
FIELD GOALS MADE	17	at Quinnipiac (11/11/2025)
	19	Central Conn. St. (11/24/2025)
	19	Le Moyne (11/03/2025)
FIELD GOAL ATTEMPTS	49	Yale (11/14/2025)
	49	at Quinnipiac (11/11/2025)
FIELD GOAL PERCENTAGE	.317 (19-60)	Central Conn. St. (11/24/2025)
	.323 (20-62)	at Harvard (11/07/2025)
3 PT FG MADE	1	at Quinnipiac (11/11/2025)
	2	Central Conn. St. (11/24/2025)
	2	Yale (11/14/2025)
3 PT FG ATTEMPTS	8	Yale (11/14/2025)
	14	Central Conn. St. (11/24/2025)
3 PT FG PERCENTAGE	.067 (1-15)	at Quinnipiac (11/11/2025)
	.143 (2-14)	Central Conn. St. (11/24/2025)
FREE THROWS MADE	6	Central Conn. St. (11/24/2025)
	6	Le Moyne (11/03/2025)
FREE THROW ATTEMPTS	10	Le Moyne (11/03/2025)
	11	Central Conn. St. (11/24/2025)
FREE THROW PERCENTAGE	.545 (6-11)	Central Conn. St. (11/24/2025)
	.600 (6-10)	Le Moyne (11/03/2025)
REBOUNDS	21	Oklahoma St. (11/19/2025)
	27	Central Conn. St. (11/24/2025)
	27	Yale (11/14/2025)
ASSISTS	4	Central Conn. St. (11/24/2025)
	7	at Quinnipiac (11/11/2025)
	7	at Harvard (11/07/2025)
STEALS	3	Le Moyne (11/03/2025)
	4	Central Conn. St. (11/24/2025)
BLOCKED SHOTS	0	Le Moyne (11/03/2025)
	1	Oklahoma St. (11/19/2025)
	1	Yale (11/14/2025)
	1	at Harvard (11/07/2025)
TURNOVERS	7	Central Conn. St. (11/24/2025)
	13	Oklahoma St. (11/19/2025)
FOULS	16	at Quinnipiac (11/11/2025)
	18	Central Conn. St. (11/24/2025)



2025-26 Individual Game Highs

St. John's (NY) - Individual Game Highs

POINTS	20	Brooke Moore vs Central Conn. St. (11/24/2025)
	19	Shaulana Wagner at Harvard (11/07/2025)
	16	Brooke Moore vs Yale (11/14/2025)
	15	Janeya Grant at Harvard (11/07/2025)
	15	Brooke Moore vs Le Moyne (11/03/2025)
FIELD GOALS MADE	7	Brooke Moore vs Yale (11/14/2025)
	7	Sa'Mya Wyatt vs Yale (11/14/2025)
	7	Shaulana Wagner at Harvard (11/07/2025)
FIELD GOAL ATTEMPTS	14	Skye Owen vs Le Moyne (11/03/2025)
	13	Brooke Moore vs Central Conn. St. (11/24/2025)
FIELD GOAL PERCENTAGE (min 5 made)	1.000 (5-5)	Brooke Moore vs Oklahoma St. (11/19/2025)
	.875 (7-8)	Sa'Mya Wyatt vs Yale (11/14/2025)
3 PT FG MADE	3	Beautiful Waheed vs Yale (11/14/2025)
	3	Janeya Grant vs Le Moyne (11/03/2025)
3 PT FG ATTEMPTS	7	Janeya Grant at Harvard (11/07/2025)
	7	Janeya Grant vs Le Moyne (11/03/2025)
3 PT FG PERCENTAGE (min 2 made)	1.000 (2-2)	Shaulana Wagner at Quinnipiac (11/11/2025)
	1.000 (2-2)	Brooke Moore at Harvard (11/07/2025)
FREE THROWS MADE	8	Brooke Moore vs Central Conn. St. (11/24/2025)
	5	Brooke Moore vs Le Moyne (11/03/2025)
FREE THROW ATTEMPTS	10	Brooke Moore vs Central Conn. St. (11/24/2025)
	8	Shaulana Wagner vs Oklahoma St. (11/19/2025)
	8	Daniela Abies vs Le Moyne (11/03/2025)
FREE THROW PERCENTAGE (min 3 made)	1.000 (4-4)	Skye Owen at Quinnipiac (11/11/2025)
	.833 (5-6)	Brooke Moore vs Le Moyne (11/03/2025)
REBOUNDS	15	Daniela Abies vs Le Moyne (11/03/2025)
	11	Brooke Moore vs Central Conn. St. (11/24/2025)
ASSISTS	8	Shaulana Wagner vs Central Conn. St. (11/24/2025)
	8	Shaulana Wagner vs Yale (11/14/2025)
STEALS	4	Kylie Lavelle vs Yale (11/14/2025)
	3	Brooke Moore at Quinnipiac (11/11/2025)
	3	Shaulana Wagner at Harvard (11/07/2025)
	3	Skye Owen vs Le Moyne (11/03/2025)
BLOCKED SHOTS	5	Brooke Moore at Harvard (11/07/2025)
	4	Brooke Moore vs Le Moyne (11/03/2025)
TURNOVERS	6	Shaulana Wagner at Harvard (11/07/2025)
	5	Shaulana Wagner at Quinnipiac (11/11/2025)
FOULS	4	Beautiful Waheed vs Oklahoma St. (11/19/2025)
	4	Brooke Moore at Quinnipiac (11/11/2025)
	4	Daniela Abies at Harvard (11/07/2025)
	4	Kylie Lavelle at Harvard (11/07/2025)

Opponent - Individual Game Highs

POINTS	17	Jessica Farrell vs Central Conn. St. (11/24/2025)
	16	Ella O'Donnell at Quinnipiac (11/11/2025)
	16	Karlee White at Harvard (11/07/2025)
	15	Staltee Heard vs Oklahoma St. (11/19/2025)
	15	Jackie Grisdale at Quinnipiac (11/11/2025)
FIELD GOALS MADE	7	Jessica Farrell vs Central Conn. St. (11/24/2025)
	7	Ella O'Donnell at Quinnipiac (11/11/2025)
FIELD GOAL ATTEMPTS	17	Jessica Farrell vs Central Conn. St. (11/24/2025)
	13	Ella O'Donnell at Quinnipiac (11/11/2025)
FIELD GOAL PERCENTAGE (min 5 made)	1.000 (6-6)	Luisa Vydrova vs Yale (11/14/2025)
	.833 (5-6)	Ke'lara Odume vs Yale (11/14/2025)
3 PT FG MADE	4	Kayden Clark vs Le Moyne (11/03/2025)
	2	Lena Girardi vs Oklahoma St. (11/19/2025)
	2	Nina Emnace at Harvard (11/07/2025)
	2	Sierra Linnin vs Le Moyne (11/03/2025)
	2	Peyton Dincer vs Le Moyne (11/03/2025)
3 PT FG ATTEMPTS	5	Jackie Grisdale at Quinnipiac (11/11/2025)
	5	Alayna Rocco at Harvard (11/07/2025)
	5	Sierra Linnin vs Le Moyne (11/03/2025)
3 PT FG PERCENTAGE (min 2 made)	1.000 (4-4)	Kayden Clark vs Le Moyne (11/03/2025)
	1.000 (2-2)	Nina Emnace at Harvard (11/07/2025)
	1.000 (2-2)	Peyton Dincer vs Le Moyne (11/03/2025)
FREE THROWS MADE	10	Staltee Heard vs Oklahoma St. (11/19/2025)
	10	Jackie Grisdale at Quinnipiac (11/11/2025)
FREE THROW ATTEMPTS	12	Staltee Heard vs Oklahoma St. (11/19/2025)
	10	Jackie Grisdale at Quinnipiac (11/11/2025)
FREE THROW PERCENTAGE (min 3 made)	1.000 (10-10)	Jackie Grisdale at Quinnipiac (11/11/2025)
	1.000 (5-5)	Ciniya Moore vs Yale (11/14/2025)
	1.000 (4-4)	Saniyah Glenn at Harvard (11/07/2025)
	1.000 (3-3)	Micah Gray vs Oklahoma St. (11/19/2025)
REBOUNDS	9	Gabby Anderson at Harvard (11/07/2025)
	8	Kiley Capstraw vs Yale (11/14/2025)
ASSISTS	7	Kiley Capstraw vs Yale (11/14/2025)
	7	Eli Clark vs Le Moyne (11/03/2025)
STEALS	6	Amari Whiting vs Oklahoma St. (11/19/2025)
	4	Gabby Anderson at Harvard (11/07/2025)
	4	Karlee White at Harvard (11/07/2025)
BLOCKED SHOTS	2	Kiyah Lewis vs Central Conn. St. (11/24/2025)
	2	Anna Foley at Quinnipiac (11/11/2025)
TURNOVERS	5	Ella O'Donnell at Quinnipiac (11/11/2025)
	5	Karlee White at Harvard (11/07/2025)
FOULS	5	Micah Gray vs Oklahoma St. (11/19/2025)
	5	Amari Whiting vs Oklahoma St. (11/19/2025)
	5	Achol Akot vs Oklahoma St. (11/19/2025)
	5	Marisa Chapman vs Yale (11/14/2025)





2025-26 POINTS/REBOUNDS/ASSISTS



2025-26 St. John's (NY) Women's Basketball Points-rebounds-assists All games

Page 1/1
as of Nov 25, 2025

Opponent	Date	Score		1	2	3	4	5	8	10	11	12	14	16
				WAHEED, BEA	BAHATI, JUL	LITTLE, ARI	OWEN, SKYE	DONALD, JAI	WAGNER, SHA	MOORE, BROO	GRANT, JANE	HAYES, KYLA	LAVELLE, KY	ABIES, DANI
Le Moyne	11/03/2025	68-53	W	5-4-1	2-1-0	0-0-0	8-2-3	9-0-1	2-2-7	15-8-2	9-0-0	0-1-0	4-7-1	10-15-2
at Harvard	11/07/2025	56-61	L	2-1-1	0-0-0	0-1-1	3-0-2	2-2-1	19-7-3	9-8-0	15-0-0	DNP	0-1-0	4-8-0
at Quinnipiac	11/11/2025	53-51	W	10-4-1	0-1-0	DNP	4-0-0	2-2-0	9-4-3	8-3-1	0-2-0	0-2-0	4-1-2	7-4-0
Yale	11/14/2025	88-60	W	13-4-1	6-4-1	2-2-3	9-0-1	3-1-1	9-2-8	16-1-1	2-0-1	3-0-0	8-2-2	3-7-0
Oklahoma St.	11/19/2025	74-67	W	7-4-0	DNP	DNP	8-1-2	3-3-1	6-1-4	13-1-0	8-0-0	DNP	12-5-6	5-4-2
Central Conn. St.	11/24/2025	71-46	W	7-5-1	4-4-1	0-0-1	5-0-4	3-2-0	0-3-8	20-11-1	3-0-1	0-3-0	13-4-0	8-7-1

Opponent	Date	Score		20
				WYATT, SA'M
Le Moyne	11/03/2025	68-53	W	4-0-0
at Harvard	11/07/2025	56-61	L	2-1-0
at Quinnipiac	11/11/2025	53-51	W	9-8-0
Yale	11/14/2025	88-60	W	14-3-3
Oklahoma St.	11/19/2025	74-67	W	12-8-2
Central Conn. St.	11/24/2025	71-46	W	8-5-1





2025-26 Category Leaders

Points

##	Player	G	Pts	Pts/G
10	Moore, Brooke	6	81	13.5
20	Wyatt, Sa'Mya	6	49	8.2
8	Wagner, Shaulana	6	45	7.5
1	Waheed, Beautiful	6	44	7.3
14	Lavelle, Kylie	6	41	6.8
16	Abies, Daniela	6	37	6.2
4	Owen, Skye	6	37	6.2
11	Grant, Janeya	6	37	6.2
5	Donald, Jailah	6	22	3.7
2	Bahati, Julie	5	12	2.4
12	Hayes, Kyla	4	3	0.8
3	Little, Ariel	4	2	0.5

Scoring Average

##	Player	G	Pts	Pts/G
10	Moore, Brooke	6	81	13.5
20	Wyatt, Sa'Mya	6	49	8.2
8	Wagner, Shaulana	6	45	7.5
1	Waheed, Beautiful	6	44	7.3
14	Lavelle, Kylie	6	41	6.8
16	Abies, Daniela	6	37	6.2
4	Owen, Skye	6	37	6.2
11	Grant, Janeya	6	37	6.2
5	Donald, Jailah	6	22	3.7
2	Bahati, Julie	5	12	2.4
12	Hayes, Kyla	4	3	0.8
3	Little, Ariel	4	2	0.5

Field Goal Percentage

##	Player	FG	Att	Pct
12	Hayes, Kyla	1	1	1.000
2	Bahati, Julie	4	6	.667
1	Waheed, Beautiful	16	27	.593
20	Wyatt, Sa'Mya	23	40	.575
10	Moore, Brooke	30	53	.566
16	Abies, Daniela	13	25	.520
14	Lavelle, Kylie	16	31	.516
8	Wagner, Shaulana	15	30	.500
11	Grant, Janeya	13	30	.433
5	Donald, Jailah	9	21	.429
4	Owen, Skye	12	52	.231
3	Little, Ariel	1	8	.125

Field Goal Attempts

##	Player	G	Att	Att/G
10	Moore, Brooke	6	53	8.8
4	Owen, Skye	6	52	8.7
20	Wyatt, Sa'Mya	6	40	6.7
14	Lavelle, Kylie	6	31	5.2
8	Wagner, Shaulana	6	30	5.0

Field Goals Made

##	Player	G	Made	Made/G
10	Moore, Brooke	6	30	5.0
20	Wyatt, Sa'Mya	6	23	3.8
1	Waheed, Beautiful	6	16	2.7
14	Lavelle, Kylie	6	16	2.7
8	Wagner, Shaulana	6	15	2.5

3-Point FG Percentage

##	Player	3FG	Att	Pct
12	Hayes, Kyla	1	1	1.000
20	Wyatt, Sa'Mya	1	2	.500
8	Wagner, Shaulana	3	6	.500
1	Waheed, Beautiful	8	16	.500
10	Moore, Brooke	4	9	.444
11	Grant, Janeya	7	23	.304
5	Donald, Jailah	3	11	.273
14	Lavelle, Kylie	3	12	.250
4	Owen, Skye	2	19	.105

3-Point FG Attempts

##	Player	G	Att	Att/G
11	Grant, Janeya	6	23	3.8
4	Owen, Skye	6	19	3.2
1	Waheed, Beautiful	6	16	2.7
14	Lavelle, Kylie	6	12	2.0
5	Donald, Jailah	6	11	1.8

3-Point FG Made

##	Player	G	Made	Made/G
1	Waheed, Beautiful	6	8	1.3
11	Grant, Janeya	6	7	1.2
10	Moore, Brooke	6	4	0.7
8	Wagner, Shaulana	6	3	0.5
14	Lavelle, Kylie	6	3	0.5





2025-26 Category Leaders

Free Throw Percentage

##	Player	Made	Att	Pct
2	Bahati, Julie	4	6	.667
4	Owen, Skye	11	17	.647
10	Moore, Brooke	17	27	.630
14	Lavelle, Kylie	6	10	.600
16	Abies, Daniela	11	19	.579
20	Wyatt, Sa'Mya	2	4	.500
1	Waheed, Beautiful	4	8	.500
11	Grant, Janeya	4	8	.500
5	Donald, Jailah	1	2	.500
8	Wagner, Shaulana	12	25	.480

Rebounds

##	Player	G	Reb	Reb/G
16	Abies, Daniela	6	45	7.5
10	Moore, Brooke	6	32	5.3
20	Wyatt, Sa'Mya	6	25	4.2
1	Waheed, Beautiful	6	22	3.7
14	Lavelle, Kylie	6	20	3.3

Rebounds Average

##	Player	G	Reb	Reb/G
16	Abies, Daniela	6	45	7.5
10	Moore, Brooke	6	32	5.3
20	Wyatt, Sa'Mya	6	25	4.2
1	Waheed, Beautiful	6	22	3.7
14	Lavelle, Kylie	6	20	3.3

Offensive Rebounds

##	Player	G	OReb	OReb/G
16	Abies, Daniela	6	19	3.2
10	Moore, Brooke	6	11	1.8
20	Wyatt, Sa'Mya	6	11	1.8
2	Bahati, Julie	5	6	1.2
8	Wagner, Shaulana	6	5	0.8

Defensive Rebounds

##	Player	G	DReb	DReb/G
16	Abies, Daniela	6	26	4.3
10	Moore, Brooke	6	21	3.5
1	Waheed, Beautiful	6	18	3.0
14	Lavelle, Kylie	6	16	2.7
20	Wyatt, Sa'Mya	6	14	2.3

Free Throw Attempts

##	Player	G	Att	Att/G
10	Moore, Brooke	6	27	4.5
8	Wagner, Shaulana	6	25	4.2
16	Abies, Daniela	6	19	3.2
4	Owen, Skye	6	17	2.8
14	Lavelle, Kylie	6	10	1.7

Free Throws Made

##	Player	G	Made	Made/G
10	Moore, Brooke	6	17	2.8
8	Wagner, Shaulana	6	12	2.0
16	Abies, Daniela	6	11	1.8
4	Owen, Skye	6	11	1.8
14	Lavelle, Kylie	6	6	1.0

Assists

##	Player	G	Ast	Ast/G
8	Wagner, Shaulana	6	33	5.5
4	Owen, Skye	6	12	2.0
14	Lavelle, Kylie	6	11	1.8
20	Wyatt, Sa'Mya	6	6	1.0
10	Moore, Brooke	6	5	0.8

Steals

##	Player	G	Stl	Stl/G
4	Owen, Skye	6	9	1.5
14	Lavelle, Kylie	6	8	1.3
16	Abies, Daniela	6	7	1.2
8	Wagner, Shaulana	6	6	1.0
10	Moore, Brooke	6	5	0.8

Blocked Shots

##	Player	G	Blk	Blk/G
10	Moore, Brooke	6	10	1.7
1	Waheed, Beautiful	6	6	1.0
14	Lavelle, Kylie	6	6	1.0
20	Wyatt, Sa'Mya	6	3	0.5
4	Owen, Skye	6	2	0.3

Minutes

##	Player	G	Min	Min/G
8	Wagner, Shaulana	6	162	26:56
10	Moore, Brooke	6	160	26:43
1	Waheed, Beautiful	6	156	25:58
14	Lavelle, Kylie	6	155	25:48
4	Owen, Skye	6	120	20:00





2025-26 Category Leaders

Fouls

##	Player	G	PF	PF/G
10	Moore, Brooke	6	17	2.8
20	Wyatt, Sa'Mya	6	14	2.3
1	Waheed, Beautiful	6	13	2.2
16	Abies, Daniela	6	13	2.2
14	Lavelle, Kylie	6	11	1.8

Foul Outs

##	Player	G	FO
----	--------	---	----

Turnovers

##	Player	G	TO	TO/G
8	Wagner, Shaulana	6	20	3.3
4	Owen, Skye	6	14	2.3
16	Abies, Daniela	6	12	2.0
10	Moore, Brooke	6	11	1.8
1	Waheed, Beautiful	6	9	1.5





2025-26 Game-By-Game Statistics

TEAMS	DATE	FG-FGA	Pct	3PM-3PA	Pct	FTM-FTA	Pct	O-D	REB	PF	AST	TO	BLK	STL	1Q	2Q	3Q	4Q	PTS
Le Moyne	11/4	19-50	.380	9-16	.563	6-10	.600	7-23	30	23	15	20	0	3	13	7	16	17	53
St. John's		25-63	.397	5-25	.200	13-24	.542	18-25	43	15	17	13	7	17	18	20	15	15	68
Harvard	11/7	20-52	.323	3-16	.188	18-22	.818	19-22	41	19	7	16	1	14	12	14	21	14	61
St. John's		21-45	.467	5-14	.357	9-17	.529	6-24	30	21	8	24	12	9	7	16	19	14	56
Quinnipiac	11/11	17-49	.347	1-15	.067	16-18	.889	7-22	29	16	7	18	4	8	10	15	12	14	51
St. John's		20-54	.370	6-17	.353	7-13	.538	11-20	31	17	7	23	2	8	10	15	12	20	53
Yale	11/14	22-49	.449	2-8	.250	14-19	.737	11-16	27	21	12	20	1	8	14	11	17	18	60
St. John's		35-60	.583	8-22	.364	10-18	.556	12-18	30	16	22	13	4	9	26	24	22	16	88
#18 Oklahoma St.	11/19	21-53	.396	4-16	.250	21-27	.778	8-13	21	26	10	13	1	13	14	11	22	20	67
St. John's		26-44	.591	2-7	.286	20-35	.571	7-24	31	20	17	19	3	7	19	16	12	27	74
CCSU	11/24	19-60	.317	2-14	.143	6-11	.545	7-20	27	18	4	7	4	4	18	13	6	9	46
St. John's		26-58	.448	6-19	.316	13-21	.619	15-35	50	14	19	12	5	7	25	7	20	19	71





2025-26 Specialty Stats Comparison

TEAMS	DATE	Points off Turnovers	Points in the Paint	Second Chance Points	Fast Break Points	Points off the Bench
Le Moyne	11/3/25	6	16	6	7	14
St. John's		28	34	16	15	40
Harvard	11/7/25	18	30	14	9	21
St. John's		14	30	4	15	28
Quinnipiac	11/11/25	19	32	6	10	6
St. John's		19	30	9	8	17
Yale	11/14/25	14	28	15	6	14
St. John's		28	50	21	6	28
#18 Oklahoma State	11/19/25	19	32	8	16	14
St. John's		11	44	8	7	24
CCSU	11/24/25	8	26	9	2	8
St. John's		11	36	15	14	23





In 2024-25, Tartamella led the Red Storm to its third straight winning season and orchestrated an above .900 winning percentage for the second time in three years in non-conference play. The Johnnies went 10-1 in out-of-league competition. He mentored a BIG EAST Major Award winner in the conference's defensive player of the year Lashae Dwyer.



In a year where the league sent five teams to the NCAA Tournament, Tartamella led the Red Storm to a top-four finish for the seventh time in 11 years at the helm. The Johnnies' resurgence garnered attention on the national scale as the team spent nine-straight weeks ranked or receiving votes in one of the two national polls.

Tartamella mentored a new-look roster that welcomed five new players, including three transfers that started nearly every game. Under the direction of Tartamella, Pittsburgh transfer and unanimous 2022-23 All-BIG EAST First Team selection Javla Everett, who held

Two of Tartamella's players were recognized by the BIG EAST following the 2015-16 season, as super seniors Aliyyah Handford and Danaejah Grant were both named to the all-conference first team. In addition, Handford became the first player in St. John's history to take home BIG EAST Defensive Player of the Year honors after finishing second in the conference in steals on the season. Handford and Grant both indelibly left their mark on the St. John's record book in 2015-16, as Handford became the program's first



2,000-point scorer and Grant moved into ninth place on the career scoring list despite playing what amounted to just three full seasons in red and white.

In April 2016, the two seniors became the third and fourth players in the Tartamella era to hear their names called in the WNBA Draft, as Handford was selected 27th overall by the Connecticut Sun and Grant was taken four picks later at 31 by the Washington Mystics.

The Red Storm won 23 games for the third-straight season in 2015-16, bumping Tartamella's career record to 87-45, good enough for a winning percentage of .659.

In 2014-15, Tartamella guided St. John's to the postseason for the eighth-straight season, taking the Red Storm to the WNIT Round of 16 for the third time in school history. This past season marked the second time in Tartamella's three-year tenure as head coach that St. John's has won at least a pair of postseason games. The Red Storm also won 23 contests for the second-straight year.

Tartamella's star player, Aliyyah Handford, was named All-BIG EAST First Team and WBCA All-Region for the second-consecutive year after registering the second-most productive offensive season in school history. The junior guard scored 655 points during the campaign, propelling her into seventh place on the school's all-time scoring list. Two other members of the Red Storm were also recognized by the conference, as Danaejah Grant found a spot on the All-BIG EAST Second Team after scoring 580 points (fifth-most in school history) and Amber Thompson garnered All-BIG EAST Honorable Mention honors after shattering her own single-season rebounding record with 370 boards.

In 2013-14, Tartamella piloted the Red Storm to 23 victories and a trip to the second round of the NCAA Tournament, the program's fifth-straight trip to the Big Dance. Aside from the team's NCAA Tournament berth, the campaign featured a number of other highlights, including a win over nationally-ranked Texas A&M at Madison Square Garden, a 13-5 BIG EAST mark, the program's first appearance in the BIG EAST Tournament Final since 1988 and an 11-game winning streak.



Under Tartamella, St. John's has made three trips to the NCAA tournament, while his players have garnered an array of individual awards. Following his first year as head coach, Tartamella saw Shenneika Smith and Nadirah McKenith earn First Team All-BIG EAST honors. In addition, Smith earned a spot on the All-Met First Team, while McKenith was named the All-Met Player of the Year and Handford took home the hardware as the MBWA Rookie of the Year. Most notably, however, McKenith and Smith were both taken in that spring's WNBA Draft and McKenith became the first St. John's player to sign a WNBA contract, playing the 2013 season with the Washington Mystics. The duo also earned WBCA Honorable Mention All-America accolades.

Following the 2013-14 campaign, Handford found a spot on the All-Met and All-BIG EAST First Teams, while Eugeneia McPherson, Jade Walker and Amber Thompson were also recognized by the conference.

In his first season as head coach, Tartamella guided the Red Storm to its fourth-straight NCAA Tournament berth after finishing the season tied for third in the BIG EAST Conference with an 11-5 record and winning eight of its last 10 regular season games. St. John's was also the host school for the First and Second Rounds of the 2013 NCAA Tournament.

Tartamella made his head coaching debut at the WBI Tip-Off Invitational in November 2012. He earned his first-career coaching victory, 72-54, against UCF on Nov. 11 at the Ocean Center in Daytona Beach, Fla. Against Rutgers on Jan. 6, 2013, Tartamella killed two birds with one stone, recording his first-career BIG EAST win and his first-career BIG EAST road win, 48-44, over the Scarlet Knights. On March 9, 2013, Tartamella notched his first BIG EAST Tournament victory, 51-45, against Seton Hall.

Tartamella and his wife, Shannon, reside on Long Island, New York. The couple has four children, Brady, J.J., Riley and Tierney.

TARTAMELLA'S TIMELINE

April 27, 2012	Introduced as eighth head coach in St. John's history
Nov. 11, 2012	First-career victory, 72-54, over UCF in Daytona Beach, Fla. at the WBI Tip Off Invitational
Jan. 6, 2013	First BIG EAST win, 48-44, at Rutgers - televised live nationally on ESPN
March 9, 2013	First BIG EAST Tournament victory, 51-45 vs. Seton Hall (Second Round)
April 16, 2013	Nadirah McKenith and Shenneika Smith became first-ever WNBA Draft picks for St. John's
March 11, 2014	Red Storm's first appearance in the BIG EAST Tournament final since 1988
March 22, 2014	First NCAA Tournament win over Southern California, 71-68.
Jan. 2, 2015	First home win against a ranked opponent vs. No. 23 Seton Hall, 59-50
March 8, 2016	Red Storm's first BIG EAST Championship since 1988
Feb. 2, 2019	First win over a top-10 opponent vs. No. 8/7 Marquette, 81-74
Dec. 20, 2019	Earned career-win No. 150 with 71-69 OT win over Fairfield at Carnesecca Arena
Feb. 2, 2022	Became the all-time winningest head coach in program history with 83-63 win over Xavier
Feb. 21, 2023	Earned highest ranked win of his head coaching career with shocker over No. 4/5 UConn, 69-64
March 16, 2023	Tallied the program's first NCAA Tournament win in nine years with a 66-64 victory over Purdue



Joe TARTAMELLA

Head Coach | 14th Season



ST. JOHN'S RED STORM • WE ARE NEW YORK'S TEAM • ST. JOHN'S RED STORM • WE ARE NEW YORK'S TEAM • ST. JOHN'S RED STORM • WE ARE NEW YORK'S TEAM • ST. JOHN'S RED STORM • WE

CAREER RECORD vs. ALL OPPONENTS (Bold indicates 2025-26 opponent)

Opponent	Win	Loss
Albany	2	0
Arizona State	0	1
Army	3	0
Auburn	1	2
Binghamton	1	0
Boston University	0	1
Buffalo	0	1
Charlotte	0	1
Bethune-Cookman	1	0
Butler	19	5
Central Connecticut St.	1	0
Cincinnati	1	0
Creighton	12	15
Dayton	0	1
Delaware	1	2
Delaware State	1	0
DePaul	6	20
Drexel	0	1
Duke	0	1
Duquesne	1	2
Fairfield	3	1
FDU	2	0
Florida	2	1
Florida State	0	2
Fordham	2	1
Georgetown	21	6
Hartford	1	0
Harvard	2	2
Hofstra	2	0
Indiana State	0	1
Iona	4	0
IUPUI	0	1
Jackson State	0	1
James Madison	2	3
Kansas	2	0
Lafayette	2	0
La Salle	2	0
Le Moyne	1	0
LIU	2	0
Louisville	0	2
Loyola Maryland	2	0
Manhattan	1	0
Marist	5	0
Marquette	11	15
Memphis	1	0
Miami	1	1

Opponent	Win	Loss
Michigan	0	1
Monmouth	1	1
NJIT	2	0
Notre Dame	0	1
Oklahoma State	1	0
Ole Miss	1	0
Penn State	1	2
Pittsburgh	1	0
Providence	18	8
Purdue	2	0
Quinnipiac	2	1
Rhode Island	2	0
Rutgers	4	0
Sacred Heart	3	0
Seton Hall	15	13
South Carolina	0	1
South Florida	3	1
Southern Cal.	1	0
St. Bonaventure	2	0
St. Francis Brooklyn	3	0
Stony Brook	2	1
Saint Peter's	2	0
Syracuse	0	1
Temple	2	0
Tennessee	0	1
Tennessee Tech	1	0
Texas	0	1
Texas A&M	1	0
UC Irvine	1	0
UCF	3	1
UCLA	0	3
UConn	1	15
UMass	1	1
UNC	0	1
UNLV	0	1
UTSA	1	0
VCU	0	1
Villanova	8	19
Virginia	1	0
Wagner	3	1
Wake Forest	3	1
Western Michigan	1	0
West Virginia	0	1
William & Mary	2	0
Xavier	22	2
Yale	7	0

THE TARTAMELLA FILE

Year	School	Overall Rec.	BE Rec.	Finish	Postseason
2012-13	St. John's	18-13	11-5	T-3rd	NCAA First Round
2013-14	St. John's	23-11	13-5	2nd	NCAA Second Round
2014-15	St. John's	23-11	11-7	4th	WNIT Third Round
2015-16	St. John's	23-10	11-7	4th	NCAA First Round
2016-17	St. John's	22-12	11-7	4th	WNIT Third Round
2017-18	St. John's	19-15	9-9	5th	WNIT Quarterfinals
2018-19	St. John's	15-16	7-11	9th	DNQ
2019-20	St. John's	19-12	11-7	3rd	Postseason Canceled
2020-21	St. John's	8-15	4-13	8th	DNQ
2021-22	St. John's	12-19	7-12	7th	DNQ
2022-23	St. John's	23-8	13-7	T-4th	NCAA Tournament
2023-24	St. John's	18-15	11-7	T-3rd	WBIT Second Round
2024-25	St. John's	15-14	5-13	T-8th	
2025-26	St. John's	5-1	0-0		
Total	St. John's	244-174 (.582)	123-110 (.528)	Eight Postseason Appearances	

Category	No.	Opponent (Date)
Points	13	vs. Yale (11/14/25)
Rebounds	5	vs. CCSU (11/24/25)
Assists	1	5x Last: vs. CCSU (11/14/25)
Steals	2	vs. Oklahoma State (11/19/25)
Blocks	2	2x Last:vs. Oklahoma St. (11/19/25)
FGM	5	vs. Yale (11/14/25)
FGA	6	2x Last:vs. Oklahoma St. (11/19/25)
3FGM	3	vs. Yale (11/14/25)
3FGA	4	vs. Yale (11/14/25)
FTM	2	vs Le Moyne (11/3/25)
FTA	4	vs Le Moyne (11/3/25)

Category	No.	Opponent (Date)
Points	13	vs. Yale (11/14/25)
Rebounds	5	vs. CCSU (11/24/25)
Assists	1	5x Last: vs. CCSU (11/14/25)
Steals	2	vs. Oklahoma State (11/19/25)
Blocks	2	2x Last: vs. Oklahoma St. (11/19/25)
FGM	5	vs. Yale (11/14/25)
FGA	6	2x Last: vs. Oklahoma St. (11/19/25)
3FGM	3	vs. Yale (11/14/25)
3FGA	4	vs. Yale (11/14/25)
FTM	2	vs Le Moyne (11/3/25)
FTA	4	vs Le Moyne (11/3/25)

Category	25-26	Career
Double-Figure Scoring	2	2
Last:	13, vs. Yale (11/14/25)	
20-plus Points	-	-
Last:		
10-Plus Rebounds	-	-
Last:		
Double-Doubles	-	
Last:		

- Shoots 50 percent (8-16) from 3-point range
- Went for 13 points on 5-f-6 shooting from the field and 3-f-4 from 3-point range in a win over Yale (Nov. 14)
- Scored 10 points on 4-of-5 shooting in comeback victory at Quinnipiac (Nov. 11)

- Top-rated junior college recruit in the 2025 class out of Wabash Valley Junior College in Illinois
- 2025 NJCAA Second Team All-American
- 2024 NJCAA All-American Honorable Mention
- Was a high school standout scoring over 1,000 points of Milwaukee Academy of Science

- 2025 NJCAA Second Team All-American, becoming the program's fifth all-time second team honoree
- Led Wabash Valley to a Great Rivers Athletic Conference (GRAC) Championship, Region 24 Championship and a NJCAA Division I Tournament Quarterfinals appearance
- Averaged 14.0 points, 5.2 rebounds, 4.1 assists and 3.2 steals per game in 31 appearances
- Logged a plus-4.0 assist-to-turnover ratio in conference play
- Went off for a season-high 29 points against Shelton State (Nov. 23)
- Finished with 28 points at Three Rivers Community College (Nov. 2)
- Tallied 14 point and 11-rebound double-double against Three Rivers Community College
- Swiped a career-high eight steals against Kaskaskia (Nov. 30)

- NJCAA All-American Honorable Mention
- GRAC Freshman of the Year
- All-GRAC First Team selection
- Led the team to a GRAC Championship a Region 24 title and an NJCAA Division I Tournament Semifinal appearance
- Recorded 11 20-plus point performances... Shot 51.4 percent from field goal range and ranked top-

Opponent	Date	GS	MIN	Total		3-Pointers		Free throws		Rebounds											
				FG-FGA	PCT	3FG-3FGA	PCT	FT-FTA	PCT	OFF	DEF	TOT	AVG	PF	A	TO	BLK	STL	PTS	AVG	
Le Moyne	11/03/2025	*	28:06	1-3	.333	1-3	.333	2-4	.500	1	3	4	4.0	0	1	2	1	1	5	5.0	
at Harvard	11/07/2025	*	24:48	1-3	.333	0-1	.000	0-0	.000	0	1	1	2.5	3	1	1	2	1	2	3.5	
at Quinnipiac	11/11/2025	*	22:56	4-5	.800	2-3	.667	0-0	.000	0	4	4	3.0	2	1	0	0	0	10	5.7	
Yale	11/14/2025	*	22:46	5-6	.833	3-4	.750	0-1	.000	2	2	4	3.3	2	1	2	1	0	13	7.5	
Oklahoma St.	11/19/2025	*	27:57	3-6	.500	0-2	.000	1-1	1.000	1	3	4	3.4	4	0	3	2	2	7	7.4	
Central Conn. St.	11/24/2025	*	29:16	2-4	.500	2-3	.667	1-2	.500	0	5	5	3.7	2	1	1	0	0	7	7.3	
Totals		6	155:49	16-27	.593	8-16	.500	4-8	.500	4	18	22	3.7	13	5	9	6	4	44	7.3	

Games Played	Minutes/ game	Points/ game	FG Pct	3FG Pct	FT Pct	Rebounds/ game	Assists/ game	Turnovers/ game	Assist/Turnover ratio	Steals/ game	Blocks/ game
6	26.0	7.3	59.3	50.0	50.0	3.7	0.8	1.5	0.6	0.7	1.0

				Field Goals		3-Point		F-Throws		Rebounds								Scoring		
SEASON	TEAM	GP-GS	MIN/AVG	FG-FGA	FG%	3FG-3FGA	3FG%	FT-FTA	FT%	OFF	DEF	TOT	AVG	PF-FO	A	TO	BLK	STL	PTS	AVG
2025-26	SJU	6-6	156/26.0	16-27	.593	8-16	.500	4-8	.500	4	18	22	3.7	13-0	5	9	6	4	44	7.3
TOTAL		6-6	156/26.0	16-27	.593	8-16	.500	4-8	.500	4	18	22	3.7	13-0	5	9	6	4	44	7.3

Category	No.	Opponent (Date)
Points	6	vs. Yale (11/14/25)
Rebounds	4	2x Last: vs. CCSU (11/24/25)
Assists	1	vs. Yale (11/14/25)
Blocks	1	vs. CCSU (11/24/25)
Steals	-	
FG	2	vs. Yale (11/14/25)
FGA	3	vs. Yale (11/14/25)
3FGM	-	
3FGA	-	
FTM	2	2x Last: vs. CCSU (11/24/25)
FTA	4	vs. Yale (11/14/25)

Category	No.	Opponent (Date)
Points	6	2x Last: at Marquette (2/5/25)
Rebounds	10	at DePaul (3/2/25)
Assists	1	4x Last: vs. Yale (11/14/25)
Blocks	4	at DePaul (3/2/25)
Steals	3	at DePaul (3/2/25)
FG	2	2x Last: vs. Yale (11/14/25)
FGA	3	2x Last: vs. Yale (11/14/25)
3FGM	-	
3FGA	-	
FTM	4	vs. Providence (1/29/25)
FTA	6	2x Last: at DePaul (3/2/25)

Category	25-26	Career
Double-Figure Scoring	-	-
20-plus Points	-	-
10-Plus Rebounds	-	1
Double-Doubles	-	10, at DePaul (3/2/25)

- Added four points, a season-high four boards and a block in 5:52 of action vs. CCSU (Nov. 24)

- Made 12 appearances during her sophomore campaign in 2024-25
- Averaged 1.4 points, 2.3 rebounds and 0.7 blocks in 8.9 minutes of action per game
- Produced a career-high 10 rebounds, four blocks and three steals at DePaul (March 2)
- Matched her career-high of six points and four rebounds and recorded a career-best three blocks at Marquette (Feb. 5)
- Logged a career-high six points and four rebounds in 12 minutes of action against Providence (Jan. 29)
- Registered first career point and brought down three rebounds against UConn (Jan. 15)
- Dished out first career assist against Stony Brook (Nov. 24)

- Appeared in three games as a freshman
- Tallied first collegiate block against Florida in WBIT First Round (March 21)
- Collected a rebound vs. No. 13/14 UConn (Jan. 13)
- Made collegiate debut at Yale on Dec. 21

- Four-year varsity member at Springfield Central
- Nominated for the Massachusetts Gatorade Player of the Year and was a McDonald's All-American Game nominee
- Selected as the Naismith Basketball Hall of Fame Western Massachusetts Player of the Year in 2023
- Tabbed to the Naismith Basketball Hall of Fame Massachusetts First Team in 2023
- Presented with the Vi Goodnow Award during her senior season for being the most outstanding high school girls basketball player in Western Massachusetts
- All State Honorable mention in 2022
- Three-time Valley League and Western Massachusetts Champion

#2 BAHATI, Julie

Opponent	Date	GS	MIN	Total		3-Pointers		Free throws		Rebounds											
				FG-FGA	PCT	3FG-3FGA	PCT	FT-FTA	PCT	OFF	DEF	TOT	AVG	PF	A	TO	BLK	STL	PTS	AVG	
Le Moyne	11/03/2025		04:47	1-1	1.000	0-0	.000	0-0	.000	0	1	1	1.0	1	0	0	0	0	2	2.0	
at Harvard	11/07/2025		04:32	0-0	.000	0-0	.000	0-0	.000	0	0	0	0.5	0	0	1	0	0	0	1.0	
at Quinnipiac	11/11/2025		05:54	0-0	.000	0-0	.000	0-0	.000	1	0	1	0.7	1	0	1	0	0	0	0.7	
Yale	11/14/2025		11:10	2-3	.667	0-0	.000	2-4	.500	3	1	4	1.5	0	1	1	0	0	6	2.0	
Central Conn. St.	11/24/2025		05:52	1-2	.500	0-0	.000	2-2	1.000	2	2	4	2.0	2	1	1	1	0	4	2.4	
Totals		0	32:15	4-6	.667	0-0	.000	4-6	.667	6	4	10	2.0	4	2	4	1	0	12	2.4	

Games Played	Minutes/ game	Points/ game	FG Pct	3FG Pct	FT Pct	Rebounds/ game	Assists/ game	Turnovers/ game	Assist/Turnover ratio	Steals/ game	Blocks/ game
5	6.4	2.4	66.7	0.0	66.7	2.0	0.4	0.8	0.5	0.0	0.2

				Field Goals		3-Point		F-Throws		Rebounds									Scoring	
SEASON	TEAM	GP-GS	MIN/AVG	FG-FGA	FG%	3FG-3FGA	3FG%	FT-FTA	FT%	OFF	DEF	TOT	AVG	PF-FO	A	TO	BLK	STL	PTS	AVG
2023-24	SJU	3-0	8/2.6	0-1	.000	0-0	.000	0-0	.000	1	1	2	0.7	2-0	0	1	1	0	0	0.0
2024-25	SJU	12-0	107/8.9	3-10	.300	0-0	.000	11-18	.611	13	15	28	2.3	12-0	4	4	8	5	17	1.4
2025-26	SJU	5-0	32/6.4	4-6	.667	0-0	.000	4-6	.667	6	4	10	2.0	4-0	2	4	1	0	12	2.4
TOTAL		20-0	147/7.3	7-17	.412	0-0	.000	15-24	.625	20	20	40	2.0	18-0	6	9	10	5	29	1.5



Category	No.	Opponent (Date)
Points	2	vs. Yale (11/14/25)
Rebounds	2	vs. Yale (11/14/25)
Assists	3	vs. Yale (11/14/25)
Blocks	-	
Steals	-	
FG	1	vs. Yale (11/14/25)
FGA	5	vs. Yale (11/14/25)
3FGM	-	
3FGA	2	vs. Yale (11/14/25)
FTM	-	
FTA	-	

Category	No.	Opponent (Date)
Points	8	vs. UConn (1/15/25)
Rebounds	3	2x Last: vs. UConn (1/14/25)
Assists	4	vs. Xavier (2/2/25)
Blocks	-	
Steals	2	2x: Last vs. Xavier (2/2/24)
FG	3	vs. UConn (1/14/25)
FGA	8	vs. UConn (1/14/25)
3FGM	2	vs. UConn (1/14/25)
3FGA	7	vs. UConn (1/14/25)
FTM	1	3x Last: vs. Marist (1/21/24)
FTA	2	3x Last: vs. DePaul (1/7/25)

Category	25-26	Career
Double-Figure Scoring	-	-
20-plus Points	-	-
10-Plus Rebounds	-	-

- Played in 25 games off the bench during her freshman season at the point guard position
- Logged 1.5 points, 1.0 rebounds and 0.7 assists in 7.5 minutes of action per game
- Registered four points at DePaul (March, 2)
- Tallied two rebounds and an assist against Seton Hall (Feb. 23)
- Recorded a season-high four assists and two steals against Xavier (Feb. 2)
- Registered a season-high eight points and three assists against UConn (Jan.15)
- Recorded two steals and a made 3-pointer at Hofstra (Dec. 11)
- Chipped in six points off the bench against Marist (Nov. 21)
- Went for six points, three rebounds and two assists in her collegiate debut against Saint Peter's (Nov. 4)

- Was a three-year varsity standout at South Shore High School in Brooklyn
- No. 100 rated overall recruit according to ESPNW, the Red Storm's highest rated high school player since Kadaja Bailey in 2018
- McDonald's All-American Game Nominee
- Eclipsed 1,000 point-mark during her junior campaign
- Averaged 17 points and 7 assists per contest in her high school career and dished out over 500 career assists
- Ranked the No. 5 player in New York State according to Prep Girl Hoops
- 2023 New York Public High School Athletic Association (NYPHSAA) First Team All-State Selection
- Averaged 19.4 points per game and 7.2 assists per game as a junior
- Won three PSAL New York City titles at South Shore (2022-24)
- Won the 2022 New York State Championship

#3 LITTLE, Ariel

Opponent	Date	GS	MIN	Total FG-FGA	PCT	3-Pointers 3FG-3FGA	PCT	Free throws FT-FTA	PCT	Rebounds OFF DEF TOT AVG				PF	A	TO	BLK	STL	PTS	AVG
Le Moyne	11/03/2025		00:50	0-1	.000	0-1	.000	0-0	.000	0	0	0	0	0	0	0	0	0	0	0.0
at Harvard	11/07/2025		05:44	0-1	.000	0-1	.000	0-0	.000	0	1	1	0.5	0	1	2	0	1	0	0.0
Yale	11/14/2025		15:55	1-5	.200	0-2	.000	0-0	.000	1	1	2	1.0	2	3	1	0	0	2	0.7
Central Conn. St.	11/24/2025		03:10	0-1	.000	0-0	.000	0-0	.000	0	0	0	0.8	0	1	0	0	0	0	0.5
Totals		0	25:39	1-8	.125	0-4	.000	0-0	.000	1	2	3	0.8	2	5	3	0	1	2	0.

Games Played	Minutes/ game	Points/ game	FG Pct	3FG Pct	FT Pct	Rebounds/ game	Assists/ game	Turnovers/ game	Assist/Turnover ratio	Steals/ game	Blocks/ game
4	6.4	0.5	12.5	0.0	0.0	0.8	1.3	0.8	1.7	0.3	0.0

				Field Goals		3-Point		F-Throws		Rebounds									Scoring	
SEASON	TEAM	GP-GS	MIN/AVG	FG-FGA	FG%	3FG-3FGA	3FG%	FT-FTA	FT%	OFF	DEF	TOT	AVG	PF-FO	A	TO	BLK	STL	PTS	AVG
2024-25	SJU	25-0	188/7.5	12-52	.231	7-36	.194	7-11	.636	6	19	25	1.0	14-0	17	19	0	8	38	1.5
2025-26	SJU	4-0	26/6.4	1-8	.125	0-4	.000	0-0	.000	1	2	3	0.8	2-0	5	3	0	1	2	0.5
TOTAL		29-0	214/7.4	13-60	.217	7-40	.175	7-11	.636	7	21	28	1.0	16-0	22	22	0	9	40	1.4

Category	No.	Opponent (Date)
Points	9	vs. Yale (11/14/25)
Rebounds	2	vs. Le Moyne (11/3/25)
Assists	4	vs. CCSU (11/24/25)
Blocks	1	2x Last: vs. Yale (11/14/25)
Steals	3	vs. Le Moyne (11/3/25)
FG	4	vs. Le Moyne (11/3/25)
FGA	14	vs. Le Moyne (11/3/25)
3FG	1	vs. Yale (11/14/25)
3FGA	5	3x Last: vs. CCSU (11/24/25)
FTM	4	2x Last: vs. Yale (11/14/25)
FTA	6	vs. Yale (11/14/25)
Minutes	31	vs. Le Moyne (11/3/25)

Category	No.	Opponent (Date)
Points	18	Wake Forest (12/8/24)
Rebounds	6	vs. No. 19 Marquette (1/3/24)
Assists	8	vs. Xavier (1/31/24)
Blocks	1	6x Last: at Georgetown (1/22/25)
Steals	6	at Marist (12/2/23)
FG	7	Wake Forest (12/8/24)
FGA	14	2x Last: vs. Le Moyne (11/3/25)
3FG	5	vs. Providence (1/29/25)
3FGA	6	Wake Forest (12/8/24)
FTM	5	vs. Xavier (1/31/24)
FTA	7	vs. Xavier (1/31/24)
Minutes	38	at No. 23/23 Creighton (2/19/25)

Category	25-26	Career
Double-Figure Scoring	-	15
Last: 20-plus points	13, vs. Butler (3/7/25)	-
10-plus rebounds	-	-
Double-Doubles	-	-

- Played in 13 games as freshman averaging 3.3 minutes and 1.1 points per game
- Went 6-for-6 from the free-throw line
- Added a season-high five points over just 0:42 seconds in the fourth quarter against Bethune-Cookman (Dec. 11)

Opponent	Date	GS	MIN	Total		3-Pointers		Free throws		Rebounds				PF	A	TO	BLK	STL	PTS	AVG
				FG-FGA	PCT	3FG-3FGA	PCT	FT-FTA	PCT	OFF	DEF	TOT	AVG							
Le Moyne	11/03/2025	*	30:25	4-14	.286	0-5	.000	0-0	.000	0	2	2	2.0	1	3	2	1	3	8	8.0
at Harvard	11/07/2025	*	13:54	1-6	.167	0-1	.000	1-5	.200	0	0	0	1.0	2	2	3	0	0	3	5.5
at Quinnipiac	11/11/2025	*	20:34	0-9	.000	0-2	.000	4-4	1.000	0	0	0	0.7	1	0	4	0	2	4	5.0
Yale	11/14/2025		13:04	2-7	.286	1-5	.200	4-6	.667	0	0	0	0.5	1	1	2	1	1	9	6.0
Oklahoma St.	11/19/2025		26:14	3-8	.375	0-1	.000	2-2	1.000	0	1	1	0.6	3	2	3	0	2	8	6.4
Central Conn. St.	11/24/2025		15:50	2-8	.250	1-5	.200	0-0	.000	0	0	0	0.5	1	4	0	0	1	5	6.2
Totals		3	120:00	12-52	.231	2-19	.105	11-17	.647	0	3	3	0.5	9	12	14	2	9	37	6.2

Games Played	Minutes/game	Points/game	FG Pct	3FG Pct	FT Pct	Rebounds/game	Assists/game	Turnovers/game	Assist/Turnover ratio	Steals/game	Blocks/game
6	20.0	6.2	23.1	10.5	64.7	0.5	2.0	2.3	0.9	1.5	0.3

				Field Goals		3-Point		F-Throws		Rebounds									Scoring	
SEASON	TEAM	GP-GS	MIN/AVG	FG-FGA	FG%	3FG-3FGA	3FG%	FT-FTA	FT%	OFF	DEF	TOT	AVG	PF-FO	A	TO	BLK	STL	PTS	AVG
2022-23	SJU	13-0	45/3.5	5-19	.263	0-6	.000	6-6	1.000	4	4	8	0.6	5-0	4	8	0	2	16	1.2
2023-24	SJU	33-4	747/22.6	61-198	.308	16-78	.205	40-52	.769	11	50	61	1.8	42-0	63	50	5	45	178	5.4
2024-25	SJU	30-14	746/24.9	87-223	.390	31-81	.383	26-32	.813	15	50	65	2.2	56-1	48	45	7	35	231	7.7
2025-26	SJU	6-3	120/20.0	12-52	.231	2-19	.105	11-17	.647	0	3	3	0.5	9-0	12	14	2	9	37	6.2
TOTAL		82-21	1658/20.2	165-492	.335	49-184	.266	83-107	.776	30	107	137	1.7	112-1	127	117	14	91	462	5.6



Jailah
DONALD
Inglewood, Calif. | Serra

Sr. • 6
5-7

Season Highs

Category	No.	Opponent (Date)
Points	9	vs. Le Moyne (11/3/25)
Rebounds	3	vs. Oklahoma State (11/19/25)
Assists	1	3x Last: vs. Oklahoma St. (11/19/25)
Blocks	1	vs. CCSU (11/24/25)
Steals	1	2x Last: vs. Yale (11/14/25)
FG	4	vs. Le Moyne (11/3/25)
FGA	8	vs. Le Moyne (11/3/25)
3FG	1	3x Last: vs. CCSU (11/24/25)
3FGA	4	2x Last: vs. Yale (11/14/25)
FTM	1	vs. Oklahoma State (11/19/25)
FTA	2	vs. Oklahoma State (11/19/25)
Minutes	27	vs. Le Moyne (11/3/25)

Career Highs

Category	No.	Opponent (Date)
Points	13	4x Last: vs. Xavier (2/2/25)
Rebounds	7	3x Last: at Creighton (2/19/25)
Assists	6	at Toledo (3/24/24)
Blocks	1	2x Last vs. Villanova (1/18/25)
Steals	4	at Creighton (2/19/25)
FG	5	4x Last: vs. Xavier (2/2/25)
FGA	12	vs. Loyola Md. (11/29/23)
3FG	3	4x Last: vs. Xavier (2/2/25)
3FGA	8	vs. Manhattan (11/19/23)
FTM	2	at UConn (2/12/25)
FTA	5	at Xavier (2/8/23)
Minutes	43	at Seton Hall (1/22/24)

Miscellaneous Statistics

Category	25-26	Career
Double-Figure Scoring	-	14
Last: 12, at No. 23/23 Creighton (2/19/25)		
20-plus Points	-	-
10-Plus Rebounds	-	-
Double-Doubles	-	-

2024-25 SEASON:

- Named team captain
- Appeared in all 31 games making 27 starts
- Averaged 6.1 points, 2.9 rebounds, 1.3 assists in 30.7 minutes per game
- Has seven double-digit scoring performances this season
- Shot 42.8 percent from the field, 36.2 percent from 3-point range and 76.5 percent from the free throw line
- Named to BIG EAST Weekly Honor Roll on Feb. 3
- Matched her career-high of 13 points on 5-for-8 shooting against Xavier (Feb. 2)
- Recorded 11 points and a team-high seven rebounds against Providence (Jan. 29)
- Logged 11 points and grabbed six rebounds against Villanova (Jan. 18)
- Matched career-high 13 points with three first half triples against Loyola Maryland (Nov. 13)

2023-24 SEASON:

- Made 21 starts and played in all 33 games as a sophomore in 2024
- Increased her minutes per game average from 2.9 in 2022-23 to 27.6 this season
- Shot 35.2 percent from beyond-the-arc and ranked second on the team with 31 triples made
- Tied a career-high in scoring (13) and set a new personal best in rebounding (7) vs. Providence (Feb. 24)
- Scored in double-figures for the second time this season against UConn, adding 10 points
- Added 12 points and matched career-highs in assists (4) and rebounds (6) vs. Butler (Jan. 17)
- Added 12 points including a crucial 3-pointer to put the team up four with 1:21 left to play at Madison Square Garden in the win over Villanova (Dec. 16)
- Set personal bests in scoring (13), 3-point FG's (3) and rebounds (3) vs. Loyola Maryland (Nov. 29)

2022-23 SEASON:

- Appeared in 18 games off the bench for the Red Storm as a freshmen
- Averaged 2.9 minutes and 1.1 points per game
- Matched her career-high with 4 points at Xavier (Feb. 8)

2025-26 Game-by-Game Statistics

#5 DONALD, Jailah

Opponent	Date	GS	MIN	Total		3-Pointers		Free throws		Rebounds				PF	A	TO	BLK	STL	PTS	AVG
				FG-FGA	PCT	3FG-3FGA	PCT	FT-FTA	PCT	OFF	DEF	TOT	AVG							
Le Moyne	11/03/2025	*	26:18	4-8	.500	1-4	.250	0-0	.000	0	0	0	0.0	0	1	2	0	1	9	9.0
at Harvard	11/07/2025	*	22:12	1-1	1.000	0-0	.000	0-0	.000	0	2	2	1.0	1	1	1	0	0	2	5.5
at Quinnipiac	11/11/2025		17:04	1-2	.500	0-1	.000	0-0	.000	0	2	2	1.3	0	0	0	0	0	2	4.3
Yale	11/14/2025		14:24	1-5	.200	1-4	.250	0-0	.000	0	1	1	1.3	0	1	0	0	1	3	4.0
Oklahoma St.	11/19/2025		17:10	1-2	.500	0-0	.000	1-2	.500	0	3	3	1.6	2	1	1	0	0	3	3.8
Central Conn. St.	11/24/2025		11:37	1-3	.333	1-2	.500	0-0	.000	0	2	2	1.7	0	0	0	1	0	3	3.7
Totals		2	108:45	9-21	.429	3-11	.273	1-2	.500	0	10	10	1.7	3	4	4	1	2	22	3.7

Player Averages

Games Played	Minutes/game	Points/game	FG Pct	3FG Pct	FT Pct	Rebounds/game	Assists/game	Turnovers/game	Assist/Turnover ratio	Steals/game	Blocks/game
6	18.1	3.7	42.9	27.3	50.0	1.7	0.7	0.7	1.0	0.3	0.2

DONALD, Jailah

				Field Goals		3-Point		F-Throws		Rebounds									Scoring	
SEASON	TEAM	GP-GS	MIN/AVG	FG-FGA	FG%	3FG-3FGA	3FG%	FT-FTA	FT%	OFF	DEF	TOT	AVG	PF-FO	A	TO	BLK	STL	PTS	AVG
2022-23	SJU	18-0	52/2.9	7-16	.438	2-4	.500	4-6	.667	3	2	5	0.3	1-0	0	6	0	4	20	1.1
2023-24	SJU	33-21	911/27.6	71-171	.415	31-88	.352	18-20	.900	10	81	91	2.8	36-0	50	46	1	22	191	5.8
2024-25	SJU	31-27	951/30.7	71-166	.428	34-94	.362	13-17	.765	20	70	90	2.9	19-0	41	40	3	25	189	6.1
2025-26	SJU	6-2	109/18.1	9-21	.429	3-11	.273	1-2	.500	0	10	10	1.7	3-0	4	4	1	2	22	3.7
TOTAL		88-50	2022/23.0	158-374	.422	70-197	.355	36-45	.800	33	163	196	2.2	59-0	95	96	5	53	422	4.8





Shaulana
WAGNER

Detroit, Mich. | Troy | Wabash Valley | Xavier

Gr. • G
5-10

8

Season Highs

Category	No.	Opponent (Date)
Points	19	at Harvard (11/7/25)
Rebounds	7	at Harvard (11/7/25)
Assists	8	2x Last: vs. CCSU (11/24/25)
Steals	3	at Harvard (11/7/25)
Blocks	-	
FGM	7	at Harvard (11/7/25)
FGA	11	at Harvard (11/7/25)
3FGM	2	at Quinnipiac (11/11/25)
3FGA	2	at Harvard (11/7/25)
FTM	4	2x Last: vs. Oklahoma St. (11/19/25)
FTA	8	vs. Oklahoma State (11/19/25)

Career Highs

Category	No.	Opponent (Date)
Points	20	at Alas. Anchorage (11/22/24)
Rebounds	12	Coastal Carolina (1/2/25)
Assists	14	at Coastal Carolina (2/5/25)
Steals	4	at Memphis (12/2/23)
Blocks	2	2x, Last: Oakwood (12/04/24)
FGM	7	Toledo (12/18/24)
FGA	18	Toledo (12/18/24)
3FGM	3	Chattanooga (3/24/25)
3FGA	5	3x, Last: Marshall (3/8/25)
FTM	8	at Alas. Anchorage (11/22/24)
FTA	11	at Alas. Anchorage (11/22/24)

Miscellaneous Statistics

Category	25-26	Career
Double-Figure Scoring	1	21
Last:	19, at Harvard (11/7/25)	
20-plus Points	-	1
Last:	20, at Alas. Anchorage (11/22/24)	
10-Plus Rebounds	-	6
Last:	10, at James Madison (12/29/24)	
Double-Doubles	-	2
Last:	17 pts. and 10 ast. vs. North Texas (3/27/25)	
Triple-Doubles	-	1
Last:	12 pts., 10 ast., 10 rebs vs. Memphis (12/14/24)	

CAREER SUMMARY

- One of the nation's assists leader from last season arrives after stints at Troy, Wabash Valley and Xavier
- Wagner averaged 6.7 helpers per game, which ranked fourth in NCAA Division I, recorded 5.8 assists per game over two seasons at Troy
- The Detroit native was a 2023 NJCAA All-American at Wabash Valley and began her career in the BIG EAST at Xavier in 2020-21

2025-26 SEASON:

- Leads the BIG EAST averaging 5.5 assists per game
- Shooting 50.0 percent from 3-point range
- Dished out game-high seven assists during her St. John's debut against Le Moyne (Nov. 3)
- Led all scorers with 19 points going 7-of-11 from the field at Harvard (Nov. 7)
- Recorded eight assists in the win over CCSU (Nov. 24)

2024-25 SEASON (Troy):

- Preseason All-Sun Belt Second Team
- Averaged 9.0 points, 6.7 assists, 5.5 rebounds and 1.0 steals per game
- Led the Sun Belt in assists and assist-to-turnover ratio (plus-1.96)
- Recorded double-digit assists in five games and five-plus helpers in 24 contests
- Led Troy in assists or scoring in every appearance
- One of just 11 players in NCAA Division I to record 200 or more total assists in 2024-25
- Ranked first in Troy's program history in single-season helpers (202)
- Became first-ever player in Troy's Division I history to post a triple-double exploding for 12 points, 11 assists and 10 rebounds in a win over Memphis (Dec. 14)

2023-24 SEASON (Troy):

- Made 25 starts in 31 appearances averaging 24.0 minutes per game
- Averaged 4.5 points, 4.8 assists and 5.3 rebounds per game
- Her assist average (4.8) ranked second in the Sun Belt and top-50 in NCAA Division I
- Logged three games with double-digit rebounds
- Scored a then-career-high in season opener 15 points against Ball State (Nov. 11)
- Recorded near triple-double at Bowling Green with 12 rebounds, nine points and eight assists

2022-23 SEASON (Wabash Valley):

- Named to WBCA and NJCAA Division I All-America First Team
- Led program to its first-ever NJCAA Division I Tournament Quarterfinal appearance
- Started all 33 games played for 24.3 minutes... Scored 19.9 points on 44.7 percent from the field, 27.3 from

2025-26 Game-by-Game Statistics

#8 WAGNER, Shaulana

Opponent	Date	GS	MIN	Total		3-Pointers		Free throws		Rebounds				PF	A	TO	BLK	STL	PTS	AVG
				FG-FGA	PCT	3FG-3FGA	PCT	FT-FTA	PCT	OFF	DEF	TOT	AVG							
Le Moyne	11/03/2025	*	22:08	0-2	.000	0-0	.000	2-4	.500	0	2	2	2.0	2	7	3	0	1	2	2.0
at Harvard	11/07/2025	*	29:05	7-11	.636	1-2	.500	4-6	.667	2	5	7	4.5	3	3	6	0	3	19	10.5
at Quinnipiac	11/11/2025	*	32:09	3-5	.600	2-2	1.000	1-4	.250	2	2	4	4.3	2	3	5	0	1	9	10.0
Yale	11/14/2025	*	17:03	4-4	1.000	0-0	.000	1-1	1.000	0	2	2	3.8	1	8	0	0	0	9	9.8
Oklahoma St.	11/19/2025	*	33:39	1-6	.167	0-1	.000	4-8	.500	0	1	1	3.2	1	4	3	0	1	6	9.0
Central Conn. St.	11/24/2025	*	27:29	0-2	.000	0-1	.000	0-2	.000	1	2	3	3.2	1	8	3	0	0	0	7.5
Totals		6	161:33	15-30	.500	3-6	.500	12-25	.480	5	14	19	3.2	10	33	20	0	6	45	7.5


Player Averages

Games Played	Minutes/game	Points/game	FG Pct	3FG Pct	FT Pct	Rebounds/game	Assists/game	Turnovers/game	Assist/Turnover ratio	Steals/game	Blocks/game
6	26.9	7.5	50.0	50.0	48.0	3.2	5.5	3.3	1.7	1.0	0.0

WAGNER, Shaulana

				Field Goals		3-Point		F-Throws		Rebounds											Scoring	
SEASON	TEAM	GP-GS	MIN/AVG	FG-FGA	FG%	3FG-3FGA	3FG%	FT-FTA	FT%	OFF	DEF	TOT	AVG	PF-FO	A	TO	BLK	STL	PTS	AVG		
2023-24	TROY	31-25	739/23.8	53-156	.340	6-24	.250	26-53	.491	39	125	164	5.3	45-0	150	66	8	35	138	4.5		
2024-25	TROY	30-24	890/29.7	103-286	.360	15-62	.242	48-77	.623	34	132	166	5.5	44-0	202	103	7	31	269	9.0		
2025-26	SJU	6-6	162/26.9	15-30	.500	3-6	.500	12-25	.480	5	14	19	3.2	10-0	33	20	0	6	45	7.5		
TOTAL FOR SJU		6-6	162/26.9	15-30	.500	3-6	.500	12-25	.480	5	14	19	3.2	10-0	33	20	0	6	45	7.5		
TOTAL		67-55	1791/26.7	171-472	.362	24-92	.261	86-155	.555	78	271	349	5.2	99-0	385	189	15	72	452	6.7		





Brooke MOORE
Kennesaw, Ga. | Liberty | North Cobb Christian

Jr. • 6'6" 10

ST. JOHN'S RED STORM • WE ARL NEW YORK'S TEAM • ST. JOHN'S RED STORM • WE ARL NEW YORK'S TEAM • ST. JOHN'S RED STORM • WE ARL NEW YORK'S TEAM • ST. JOHN'S RED STORM • WE

CAREER SUMMARY

- A defensive specialist from Georgia that arrives in Queens following two seasons at Liberty
- Brings NCAA Tournament experience after appearing in the "Big Dance" with the Flames in 2025

2025-26 SEASON:

- Leads team averaging 13.5 points per game on 56.6 percent shooting
- Led team in scoring in four of her first six games
- Went off for career-highs of 15 points, eight rebounds and four blocks in St. John's debut against Le Moyne (Nov. 3)
- Recorded career-high five blocks against Harvard, the most by a St. John's player since Rayven Peoples (5) at DePaul on Jan. 21, 2022 (Nov. 7)
- Went for 16 points on 7-of-9 shooting against Yale (Nov. 14)
- Recorded first-ever double-double adding 20 points and 11 rebounds in the win over CCSU (Nov. 24)

2024-25 SEASON (LIBERTY):

- College Sports Communicators All-District Selection
- Appeared in all 32 games for the Flames during their run to a Conference USA Regular Season and Tournament Championship, advancing to the NCAA Tournament
- Averaged 4.8 points, 3.3 rebounds in 14.8 minutes per game
- Shot 46.6% from the field goal range and 70% from the free throw line
- Matched a career-high 13 points and three blocks against Christopher Newport
- Tied a career-high eight rebounds against Sam Houston State in the Conference USA Tournament

2023-24 SEASON (LIBERTY):

- Played in all 19 games as a freshman before suffering a season-ending injury at FIU (Jan. 18)
- Averaged 4.8 points and 3.3 rebounds per game for the Flames
- Posted an impressive collegiate debut against Frostburg State, contributing 13 points, five rebounds and two blocked shots (Nov. 6)
- Her 13 points were the most by a Liberty freshman making her collegiate debut since Reagan Miller

Season Highs

Category	No.	Opponent (Date)
Points	20	vs. CCSU (11/24/25)
Rebounds	11	vs. CCSU (11/24/25)
Assists	2	vs. Le Moyne (11/3/25)
Steals	3	at Quinnipiac (11/11/25)
Blocks	5	at Harvard (11/7/25)
FGM	7	vs. Yale (11/14/25)
FGA	13	vs. CCSU (11/24/25)
3FGM	2	2x Last: vs. Yale (11/14/25)
3FGA	3	vs. Le Moyne (11/3/25)
FTM	8	vs. CCSU (11/24/25)
FTA	10	vs. CCSU (11/24/25)

Career Highs

Category	No.	Opponent (Date)
Points	20	vs. CCSU (11/24/25)
Rebounds	11	vs. CCSU (11/24/25)
Assists	5	Chris Newport (11/30/24)
Steals	3x, Last: at Quinnipiac (11/11/25)	
Blocks	5	at Harvard (11/7/25)
FGM	7	vs. Yale (11/14/25)
FGA	13	vs. CCSU (11/24/25)
3FGM	2	5x Last: vs. Yale (11/14/25)
3FGA	5	Kennesaw St. (1/30/25)
FTM	8	vs. CCSU (11/24/25)
FTA	10	vs. CCSU (11/24/25)

Miscellaneous Statistics

Category	25-26	Career
Double-Figure Scoring	4	7
Last: 20, vs. CCSU (11/24/25)		
20-plus Points	1	1
Last: 20, vs. CCSU (11/24/25)		
10-Plus Rebounds	1	1
Last: 11, vs. CCSU (11/24/25)		
Double-Doubles	1	1
Last: 20 points and 11 rebounds vs. CCSU (11/24/25)		

2025-26 Game-by-Game Statistics**#10 MOORE, Brooke**

Opponent	Date	GS	MIN	Total		3-Pointers		Free throws		Rebounds				PF A TO BLK STL PTS AVG			
				FG-FGA	PCT	3FG-3FGA	PCT	FT-FTA	PCT	OFF	DEF	TOT	AVG	PF	A	TO	BLK
Le Moyne	11/03/2025		30:18	5-12	.417	0-3	.000	5-6	.833	4	4	8	8.0	3	2	2	4
at Harvard	11/07/2025		27:54	3-6	.500	2-2	1.000	1-3	.333	1	7	8	8.0	1	0	2	5
at Quinnipiac	11/11/2025		23:01	4-8	.500	0-1	.000	0-0	.000	0	3	3	6.3	4	1	3	1
Yale	11/14/2025	*	27:19	7-9	.778	2-3	.667	0-1	.000	0	1	1	5.0	3	1	1	0
Oklahoma St.	11/19/2025	*	20:09	5-5	1.000	0-0	.000	3-7	.429	0	1	1	4.2	3	0	1	0
Central Conn. St.	11/24/2025	*	31:40	6-13	.462	0-0	.000	8-10	.800	6	5	11	5.3	3	1	2	0
Totals		3	160:21	30-53	.566	4-9	.444	17-27	.630	11	21	32	5.3	17	5	11	10

Player Averages

Games Played	Minutes/game	Points/game	FG Pct	3FG Pct	FT Pct	Rebounds/game	Assists/game	Turnovers/game	Assist/Turnover ratio	Steals/game	Blocks/game
6	26.7	13.5	56.6	44.4	63.0	5.3	0.8	1.8	0.5	0.8	1.7

MOORE, Brooke

				Field Goals		3-Point		F-Throws		Rebounds										Scoring	
SEASON	TEAM	GP-GS	MIN/AVG	FG-FGA	FG%	3FG-3FGA	3FG%	FT-FTA	FT%	OFF	DEF	TOT	AVG	PF-FO	A	TO	BLK	STL	PTS	AVG	
2023-24	Lib	19-0	269/14.1	29-76	.382	2-18	.111	18-26	.692	19	43	62	3.3	24-0	7	19	11	14	78	4.1	
2024-25	Lib	32-0	477/14.9	61-131	.466	11-37	.297	19-27	.704	22	84	106	3.3	45-1	28	34	15	16	152	4.8	
2025-26	SJU	6-3	160/26.7	30-53	.566	4-9	.444	17-27	.630	11	21	32	5.3	17-0	5	11	10	5	81	13.5	
TOTAL FOR SJU		6-3	160/26.7	30-53	.566	4-9	.444	17-27	.630	11	21	32	5.3	17-0	5	11	10	5	81	13.5	
TOTAL		57-3	906/15.9	120-260	.462	17-64	.266	54-80	.675	52	148	200	3.5	86-1	40	64	36	35	311	5.5	





Janeya
GRANT
Middletown, Conn. | South Shore Christian (Mass.)

So. • 6
6-0

11

Season Highs

Category	No.	Opponent (Date)
Points	15	at Harvard (11/7/25)
Rebounds	2	at Quinnipiac (11/11/25)
Assists	1	2x Last: vs. CCSU (11/24/25)
Blocks	1	vs. Le Moyne (11/3/25)
Steals	1	at Harvard (11/7/25)
FG	3	2x Last: vs. Le Moyne (11/3/25)
FGA	8	vs. Le Moyne (11/3/25)
3FG	3	vs. Le Moyne (11/3/25)
3FGA	7	2x Last: at Harvard (11/7/25)
FTM	3	vs. Oklahoma St. (11/19/25)
FTA	7	vs. Oklahoma St. (11/19/25)
Minutes	24	at Harvard (11/7/25)

Career Highs

Category	No.	Opponent (Date)
Points	15	at Harvard (11/7/25)
Rebounds	2	3x Last: at Quinnipiac (11/11/25)
Assists	1	vs. Yale (11/14/25)
Blocks	1	vs. Le Moyne (11/3/25)
Steals	1	at Harvard (11/7/25)
FG	6	at Harvard (11/7/25)
FGA	11	at Harvard (11/7/25)
3FG	3	2x Last: vs. Le Moyne (11/3/25)
3FGA	7	2x Last: at Harvard (11/7/25)
FTM	3	vs. Oklahoma St. (11/19/25)
FTA	7	vs. Oklahoma St. (11/19/25)
Minutes	24	at Harvard (11/7/25)

Miscellaneous Statistics

Category	25-26	Career
Double-Figure Scoring	1	1
	15, at Harvard (11/7/25)	
20-plus points	-	-
10-plus rebounds	-	-
Double-Doubles	-	-

2025-26 SEASON:

- Matched a career-high nine points cashing in on three triples in the season opener against Le Moyne (Nov. 3)
- Went for a career-high 15 points on 6-for-11 shooting at Harvard (Nov. 7)

2024-25 SEASON:

- Appeared in 13 contests for the Red Storm as a freshman
- Played in each of the final nine games to end the season
- Averaged 1.9 points and 0.6 rebounds per game. In 7.4 minutes of action per game
- Registered a season-high nine points on three triples against Georgetown (Feb. 26)
- Played a season-high 15 minutes at No. 6/6 UConn (Feb. 12)
- Registered seven points and drilled a 3-pointer at Marquette (Feb. 5)
- Recorded first career basket and finished with five points, a 3-pointer and two rebounds against UConn (Jan. 15)
- Made collegiate debut against DePaul (Jan. 7) after missing the first half of the season due to injury

IN HIGH SCHOOL:

- A Middletown, Conn., native Grant arrives after spending her senior year at South Shore Christian Academy in Massachusetts and missed her senior year due to injury
- Led Putnam Science Academy to an Independent League National semifinal appearance
- Averaged 16.0 points per contest and averaged 4.0 3-pointers a game
- Played AAU with the New York Gauchos on the Adidas 3SSB circuit
- Broke a league record scoring 50 points as an eighth grader at Capital Preparatory Magnet School in Middletown, Conn.

2025-26 Game-by-Game Statistics

#11 GRANT, Janeya

Opponent	Date	GS	MIN	Total		3-Pointers		Free throws		Rebounds										
				FG-FGA	PCT	3FG-3FGA	PCT	FT-FTA	PCT	OFF	DEF	TOT	AVG	PF	A	TO	BLK	STL	PTS	AVG
Le Moyne	11/03/2025		09:37	3-8	.375	3-7	.429	0-0	.000	0	0	0	0.0	2	0	0	1	0	9	9.0
at Harvard	11/07/2025		23:55	6-11	.545	2-7	.286	1-1	1.000	0	0	0	0.0	2	0	2	1	1	15	12.0
at Quinnipiac	11/11/2025		11:33	0-2	.000	0-2	.000	0-0	.000	0	2	2	0.7	1	0	3	0	0	0	8.0
Yale	11/14/2025		09:29	1-2	.500	0-1	.000	0-0	.000	0	0	0	0.5	0	1	0	0	0	2	6.5
Oklahoma St.	11/19/2025		12:12	2-2	1.000	1-1	1.000	3-7	.429	0	0	0	0.4	0	0	1	0	0	8	6.8
Central Conn. St.	11/24/2025		10:32	1-5	.200	1-5	.200	0-0	.000	0	0	0	0.3	0	1	0	0	1	3	6.2
Totals		0	77:18	13-30	.433	7-23	.304	4-8	.500	0	2	2	0.3	5	2	6	2	2	37	6.2

Player Averages

Games Played	Minutes/game	Points/game	FG Pct	3FG Pct	FT Pct	Rebounds/game	Assists/game	Turnovers/game	Assist/Turnover ratio	Steals/game	Blocks/game
6	12.9	6.2	43.3	30.4	50.0	0.3	0.3	1.0	0.3	0.3	0.3

GRANT, Janeya

SEASON	TEAM	GP-GS	MIN/AVG	Field Goals		3-Point		F-Throws		Rebounds				Scoring						
				FG-FGA	FG%	3FG-3FGA	3FG%	FT-FTA	FT%	OFF	DEF	TOT	AVG	PF-FO	A	TO	BLK	STL	PTS	AVG
2024-25	SJU	13-0	96/7.4	8-32	.250	5-25	.200	4-4	1.000	1	7	8	0.6	7-0	0	11	0	1	25	1.9
2025-26	SJU	6-0	77/12.9	13-30	.433	7-23	.304	4-8	.500	0	2	2	0.3	5-0	2	6	2	2	37	6.2
TOTAL		19-0	173/9.1	21-62	.339	12-48	.250	8-12	.667	1	9	10	0.5	12-0	2	17	2	3	62	3.3



**2025-26 SEASON:**

- Made collegiate debut against Le Moyne (Nov. 3)
- Played five minutes and logged two rebounds at Quinnipiac (Nov. 11)
- Tallied first collegiate basket nailing a 3-pointer against Yale (Nov. 14)

IN HIGH SCHOOL:

- Western New York Player of the Year
- Three-time All-State selection
- Four-time All-Western New York selection
- Averaged 28.8 points, 11.8 rebounds, 4.7 steals and 1.3 blocks per game in her senior year at Cardinal O'Hara High School outside of Buffalo
- 2025 All-New York State Sportswriters Association (NYSSWA) Class AAA First Team selection
- No. 3 all-time on Western New York's scoring list tallying over 2,600 points during her high school tenure
- Led Cardinal O' Hara to three Monsignor Martin High School Athletic Association (MMHSAA) in four years as a varsity player
- Logged 20.0 points and 10.9 rebounds per game as a junior in 2023-24
- Recorded 15 20-point performances, two 30-point outings and finished in double-figures in 27 contests
- 2024 NYSSWA Class AAA Second Team selection as a junior
- Averaged 17.7 points and 11.3 boards per contest as a sophomore
- 2023 NYSSWA Class A Second Team selection

PERSONAL:

- Born on Feb. 24, 2007
- Major is undecided

Season Highs

Category	No.	Opponent (Date)
Points	3	vs. Yale (11/14/25)
Rebounds	3	vs. CCSU (11/24/25)
Assists	-	
Blocks	1	vs. CCSU (11/24/25)
Steals	-	
FG	1	vs. Yale (11/14/25)
FGA	1	vs. Yale (11/14/25)
3FGM	1	vs. Yale (11/14/25)
3FGA	1	-
FTM	-	
FTA	2	Le Moyne (11/3/25)
Minutes	6	vs. Yale (11/14/25)

Career Highs

Category	No.	Opponent (Date)
Points	3	vs. Yale (11/14/25)
Rebounds	3	vs. CCSU (11/24/25)
Assists	-	
Blocks	1	vs. CCSU (11/24/25)
Steals	-	
FG	1	vs. Yale (11/14/25)
FGA	1	vs. Yale (11/14/25)
3FGM	1	vs. Yale (11/14/25)
3FGA	1	-
FTM	-	
FTA	2	Le Moyne (11/3/25)
Minutes	6	vs. Yale (11/14/25)

Miscellaneous Statistics

Category	25-26	Career
Double-Figure Scoring	-	-
20-plus Points	-	-
10-Plus Rebounds	-	-

2025-26 Game-by-Game Statistics**#12 HAYES, Kyla**

				Total		3-Pointers		Free throws		Rebounds											
Opponent	Date	GS	MIN	FG-FGA	PCT	3FG-3FGA	PCT	FT-FTA	PCT	OFF	DEF	TOT	AVG	PF	A	TO	BLK	STL	PTS	AVG	
Le Moyne	11/03/2025		00:50	0-0	.000	0-0	.000	0-2	.000	1	0	1	1.0	0	0	0	0	0	0	0.0	
at Quinnipiac	11/11/2025		05:30	0-0	.000	0-0	.000	0-0	.000	0	2	2	1.5	1	0	1	0	0	0	0.0	
Yale	11/14/2025		05:28	1-1	1.000	1-1	1.000	0-0	.000	0	0	0	1.0	0	0	1	0	0	3	1.0	
Central Conn. St.	11/24/2025		03:32	0-0	.000	0-0	.000	0-0	.000	0	3	3	1.5	1	0	1	1	0	0	0.8	
Totals		0	15:21	1-1	1.000	1-1	1.000	0-2	.000	1	5	6	1.5	2	0	3	1	0	3	0.8	

Player Averages

Games Played	Minutes/game	Points/game	FG Pct	3FG Pct	FT Pct	Rebounds/game	Assists/game	Turnovers/game	Assist/Turnover ratio	Steals/game	Blocks/game
4	3.8	0.8	100.0	100.0	0.0	1.5	0.0	0.8	0.0	0.0	0.3

HAYES, Kyla

				Field Goals		3-Point		F-Throws		Rebounds								Scoring		
SEASON	TEAM	GP-GS	MIN/AVG	FG-FGA	FG%	3FG-3FGA	3FG%	FT-FTA	FT%	OFF	DEF	TOT	AVG	PF-FO	A	TO	BLK	STL	PTS	AVG
2025-26	SJU	4-0	15/3.8	1-1	1.000	1-1	1.000	0-2	.000	1	5	6	1.5	2-0	0	3	1	0	3	0.8
TOTAL		4-0	15/3.8	1-1	1.000	1-1	1.000	0-2	.000	1	5	6	1.5	2-0	0	3	1	0	3	0.8

Category	No.	Opponent (Date)
Points	13	vs. CCSU (11/24/25)
Rebounds	7	vs. Le Moyne (11/3/25)
Assists	6	vs. Oklahoma St. (11/19/25)
Steals	4	vs. Yale (11/14/25)
Blocks	3	at Harvard (11/7/25)
FGM	6	vs. CCSU (11/24/25)
FGA	10	vs. CCSU (11/24/25)
3FGM	1	2x Last: vs. Oklahoma St. (11/19/25)
3FGA	4	at Quinnipiac (11/11/25)
FTM	3	vs. Oklahoma St. (11/19/25)
FTA	4	2x Last: vs. Oklahoma St. (11/19/25)

Category	No.	Opponent (Date)
Points	31	at La Salle (11/15/22)
Rebounds	11	Saint Francis (12/17/23)
Assists	6	vs. Oklahoma St. (11/19/25)
Steals	4	3x Last: vs. Yale (11/14/25)
Blocks	4	vs. Villanova (1/18/25)
FGM	12	2x Last: Charleston (2/10/23)
FGA	21	College of Charleston (3/10/23)
3FGM	4	at Xavier (1/11/25)
3FGA	6	at Xavier (1/11/25)
FTM	7	NC A&T (3/4/23)
FTA	8	NC A&T (3/4/23)

Category	25-26	Career
Double-Figure Scoring	2	29
Last:	13, vs. CCSU (11/24/25)	
20-plus points	-	2
Last:	23, at Xavier (1/11/25)	
10-plus rebounds	-	1
Double-Doubles	-	-

- Tallied 13 points for her second-straight double-digit scoring performance against CCSU (Nov. 24)
- Added 12 points on perfect 4-of-4 shooting, a career-high six assists and five boards in a victory over No. 18/21 Oklahoma State (Nov. 19)

- Appeared in all 31 games, making 23 starts as a junior
- Averaged 7.7 points, 3.4 rebounds, 0.7 blocks per game in 24.5 minutes per game
- Led the team in field goal percentage (52.2%) and free throw percentage (84.0%)
- Ranked 12th in the BIG EAST in blocks per game (0.7)
- Tallied 12 double-digit scoring outings and shot over 50 percent from the field in 18 contests
- Added 11 points shooting 3-of-6 from 3-point range in the BIG EAST Quarterfinal vs. UConn
- Posted 14 points on 6-of-10 shooting, six rebounds and a block at No. 23/23 Creighton (Feb. 19)
- Paced the squad with 15 points against Georgetown (Jan. 22)
- Registered a career-high four blocks against Villanova (Jan. 18)
- Logged a season-high 23 points and made a career-best four 3-pointers at Xavier (Jan. 11)
- Posted 15 points and 8 rebounds and made her first seven field goals at Hofstra (Dec. 12)

- Played in 28 games as a role player in one year at Penn State
- Averaged 3.4 points and 2.3 rebounds per game... Shot 48.1 percent from the field and 37.0 percent from three-point range
- Shot a perfect 5-for-5 from the field, including 3-for-3 from three-point range to finish with a season-high 13 points against Bucknell (Nov. 7)
- Filled the box score with eight boards, seven points, three assists, two steals and a block against Navy (Nov. 10)
- Tallied nine points against her new team at Carnesecca Arena (Nov. 16)
- Added four boards. vs USC (Nov. 22)

- Started in 23 of 24 games played for the Dragons
- Named to the CAA All-Rookie team

#14 LAVELLE, Kylie

Opponent	Date	GS	MIN	Total		3-Pointers		Free throws		Rebounds				PF	A	TO	BLK	STL	PTS	AVG
				FG-FGA	PCT	3FG-3FGA	PCT	FT-FTA	PCT	OFF	DEF	TOT	AVG							
Le Moyne	11/03/2025		17:21	2-5	.400	0-2	.000	0-0	.000	3	4	7	7.0	1	1	0	0	0	4	4.0
at Harvard	11/07/2025		15:43	0-0	.000	0-0	.000	0-0	.000	0	1	1	4.0	4	0	2	3	0	0	2.0
at Quinnipiac	11/11/2025	*	29:06	1-6	.167	1-4	.250	1-2	.500	0	1	1	3.0	0	2	1	0	1	4	2.7
Yale	11/14/2025	*	27:35	3-6	.500	0-2	.000	2-4	.500	1	1	2	2.8	2	2	0	2	4	8	4.0
Oklahoma St.	11/19/2025	*	32:38	4-4	1.000	1-1	1.000	3-4	.750	0	5	5	3.2	3	6	1	0	1	12	5.6
Central Conn. St.	11/24/2025	*	32:26	6-10	.600	1-3	.333	0-0	.000	0	4	4	3.3	1	0	0	1	2	13	6.8
Totals		4	154:49	16-31	.516	3-12	.250	6-10	.600	4	16	20	3.3	11	11	4	6	8	41	6.8

Games Played	Minutes/game	Points/game	FG Pct	3FG Pct	FT Pct	Rebounds/game	Assists/game	Turnovers/game	Assist/Turnover ratio	Steals/game	Blocks/game
6	25.8	6.8	51.6	25.0	60.0	3.3	1.8	0.7	2.8	1.3	1.0

		Field Goals				3-Point		F-Throws		Rebounds												Scoring	
SEASON	TEAM	GP-GS	MIN/AVG	FG-FGA	FG%	3FG-3FGA	3FG%	FT-FTA	FT%	OFF	DEF	TOT	AVG	PF-FO	A	TO	BLK	STL	PTS	AVG			
2022-23	Drexel	24-23	506/21.1	104-227	.458	13-40	.325	45-60	.750	27	62	89	3.7	53-0	10	32	6	24	266	11.1			
2023-24	PSU	28-0	336/12.0	39-81	.481	10-27	.370	6-9	.667	17	47	64	2.3	40-0	16	18	11	94	3.4				
2024-25	SJU	31-23	759/24.5	97-186	.522	32-67	.343	21-25	.840	28	76	104	3.4	73-1	29	26	22	16	238	7.7			
2025-26	SJU	6-4	155/25.8	16-31	.516	3-12	.250	6-10	.600	4	16	20	3.3	11-0	11	4	6	8	41	6.8			
TOTAL FOR SJU		37-27	913/24.7	113-217	.521	26-79	.329	27-35	.771	32	92	124	3.4	84-1	40	30	28	24	279	7.5			
TOTAL		89-50	1756/19.7	256-525	.488	49-146	.336	78-104	.750	76	201	277	3.1	177-1	66	80	51	59	639	7.2			

Category	No.	Opponent (Date)
Points	10	vs. Le Moyne (11/3/25)
Rebounds	15	vs. Le Moyne (11/3/25)
Assists	2	2x Last: vs. Oklahoma St. (11/19/25)
Steals	2	at Quinnipiac (11/11/25)
Blocks	1	vs. CCSU (11/24/25)
FGM	3	vs. Le Moyne (11/3/25)
FGA	5	vs. Le Moyne (11/3/25)
3FG	-	
3FGA	1	vs. Oklahoma ST. (11/19/25)
FTM	4	vs. Le Moyne (11/3/25)
FTA	8	vs. Le Moyne (11/3/25)
Minutes	19	vs. Le Moyne (11/3/25)

Category	No.	Opponent (Date)
Points	23	UAB (1/25/24)
Rebounds	22	Fla. Atlantic (3/9/24)
Assists	6	South Fla. (3/10/24)
Steals	4	At Missouri St. (12/16/23)
Blocks	2	2x, Last: at UCF (1/15/23)
FTM	11	UAB (1/25/24)
FGA	19	UAB (1/25/24)
3FGM	1	3x, Last: at UTSA (1/6/24)
3FGA	1	13x, Last: Oklahoma ST. (11/19/25)
FTM	9	Tulsa (2/17/24)
FTA	14	2x, Last: Tulsa (2/17/24)

Category	25-26	Career
Double-Figure Scoring	1	22
Last:	10, vs. Le Moyne (11/3/25)	
20-plus Points	-	3
Last:	22, Fla. Atlantic (3/9/24)	
10-Plus Rebounds	1	16
Last:	15, vs. Le Moyne (11/3/25)	
Double-Doubles	-	11
Last:	10 pts. and 15 rebs. vs. Le Moyne (11/3/25)	

- 2023-24 All-American Conference Third Team selection at Wichita State
- Played eight games at Miami in 2024-25 before missing the remainder of the season due to injury
- Averages 6.4 rebounds per game over the course of her three-year career
- Ranked 15th in NCAA Division in offensive rebounding (4.1) for the Shockers in 2023-24
- Won a silver medal with Spain at the 2023 U19 FIBA World Cup

- Recorded six-game streak of four or more rebounds and has tallied seven or more in four contests this season
- Posted a double-double of 10 points and 15 rebounds in her St. John's debut in the win over Le Moyne (Nov. 3)
- The 15 rebounds in the opener marked the highest total by a St. John's player since Jillian Archer logged 17 in a win over Georgetown on Dec. 31, 2022

- Appeared in eight contests off the bench for Miami before suffering a season-ending injury in early December
- Averaged 2.3 points and 2.4 rebounds per game
- Shot 61.5 percent from field goal range

- All-American Athletic Conference (AAC) Third Team honoree
- AAC Academic All-Conference selection
- Four-time AAC Weekly Honor Roll selection
- Started 30 games out of 31 appearances, averaging 29.9 minutes per contest
- Averaged a near double-double logging 13.0 points and 9.7 rebounds per game
- Rebounding average ranked second in the conference and top-40 nationally
- Registered 4.1 offensive rebounds per contest, which ranked 15th in NCAA Division I
- Led the team in boards in 23 contests and in scoring in nine

Opponent	Date	GS	MIN	Total		3-Pointers		Free throws		Rebounds				Other Stats						
				FG-FGA	PCT	3FG-3FGA	PCT	FT-FTA	PCT	OFF	DEF	TOT	AVG	PF	A	TO	BLK	STL	PTS	AVG
Le Moyne	11/03/2025		18:58	3-5	.600	0-0	.000	4-8	.500	9	6	15	15.0	2	2	2	0	1	10	10.0
at Harvard	11/07/2025		23:24	2-3	.667	0-0	.000	0-0	.000	2	6	8	11.5	4	0	2	0	1	4	7.0
at Quinnipiac	11/11/2025		16:12	3-6	.500	0-0	.000	1-3	.333	2	2	4	9.0	3	0	1	0	2	7	7.0
Yale	11/14/2025		13:48	1-4	.250	0-0	.000	1-1	1.000	2	5	7	8.5	3	0	3	0	1	3	6.0
Oklahoma St.	11/19/2025		11:42	1-4	.250	0-1	.000	3-4	.750	2	2	4	7.6	1	2	2	0	1	5	5.8
Central Conn. St.	11/24/2025		12:16	3-3	1.000	0-0	.000	2-3	.667	2	5	7	7.5	0	1	2	1	1	8	6.2
Totals		0	96:21	13-25	.520	0-1	.000	11-19	.579	19	26	45	7.5	13	5	12	1	7	37	6.2

Games Played	Minutes/ game	Points/ game	FG Pct	3FG Pct	FT Pct	Rebounds/ game	Assists/ game	Turnovers/ game	Assist/Turnover ratio	Steals/ game	Blocks/ game
6	16.1	6.2	52.0	0.0	57.9	7.5	0.8	2.0	0.4	1.2	0.2

		Field Goals				3-Point		F-Throws		Rebounds									Scoring	
SEASON	TEAM	GP-GS	MIN/AVG	FG-FGA	FG%	3FG-3FGA	3FG%	FT-FTA	FT%	OFF	DEF	TOT	AVG	PF-FO	A	TO	BLK	STL	PTS	AVG
2022-23	WSU	26-0	266/10.2	25-80	.313	0-4	.000	22-41	.537	10	56	86	3.3	27-0	14	21	5	16	72	2.8
2023-24	WSU	31-30	926/29.9	154-317	.486	3-7	.429	92-135	.681	127	175	302	9.7	84-5	50	87	12	43	403	13.0
2024-25	UM	8-0	79/9.9	8-13	.615	0-1	.000	2-4	.500	6	13	19	2.4	7-0	2	8	3	9	18	2.3
2025-26	SJU	6-0	96/16.1	13-25	.520	0-1	.000	11-19	.579	19	26	45	7.5	13-0	5	12	1	7	37	6.2
TOTAL FOR SJU		6-0	96/16.1	13-25	.520	0-1	.000	11-19	.579	19	26	45	7.5	13-0	5	12	1	7	37	6.2
TOTAL		71-30	1367/19.3	200-435	.460	3-13	.231	127-199	.638	182	270	452	6.4	131-5	71	128	21	75	530	7.5

Powder Springs, Ga. | Austin Peay

20

Category	No.	Opponent (Date)
Points	14	vs. Yale (11/14/25)
Rebounds	8	2x Last: vs. Oklahoma St. (11/19/25)
Assists	3	vs. Yale (11/14/25)
Steals	2	vs. CCSU (11/24/25)
Blocks	1	2x Last: vs. Oklahoma St. (11/19/25)
FGM	7	vs. Yale (11/14/25)
FGA	8	vs. Yale (11/14/25)
3FGM	1	at Quinnipiac (11/11/25)
3FGA	2	at Quinnipiac (11/11/25)
FTM	2	at Harvard (11/7/25)
FT	2	at Harvard (11/7/25)

Category	No.	Opponent (Date)
Points	26	at Indiana St. (11/15/24)
Rebounds	13	Bellarmine (3/1/25)
Assists	4	Bellarmine (3/1/25)
Steals	3	at West Georgia (2/12/25)
Blocks	3	vs Queens (NC) (2/20/25)
FGM	11 2x, Last:	at Central Arkansas (2/15/25)
FGA	16 2x, Last:	at Central Arkansas (2/15/25)
3FGM	1	4x, Last: at Quinnipiac (11/11/25)
3FGA	3	Central Arkansas (1/25/25)
FTM	7	Bellarmine (3/1/25)
FT	8	Bellarmine (3/1/25)

Category	25-26	Career
Double-Figure Scoring	2	25
Last: 12, vs. No. 18 Oklahoma State		(11/19/25)
20-plus Points	-	4
Last: 24, at Central Ark.		(2/15/25)
10-Plus Rebounds	-	2
Last: 13, Bellarmine		(3/1/25)
Double-Doubles -		2
Last: 15 pts. and 13 rebs. vs. Bellarmine		(3/1/25)

- Named the ASUN Freshman of the Year and a third team all-conference selection during her rookie year at Austin Peay
- Ranked second amongst freshman in field goal percentage (56.4%) in NCAA Division I, trailing only National Freshman of the Year Sarah Strong of UConn

- Logging 10.8 points on 63.6 percent shooting and 6.0 rebounds over the last four games
- Recorded 12 points on 6-of-7 shooting and a game-high eight rebounds in the win over No. 18/21 Oklahoma State (Nov. 19)
- Added a season-high 14 points on 7-for-8 shooting in the win over Yale (Nov. 14)
- Went for nine points and eight boards, including six on the offensive glass at Quinnipiac (Nov. 11)

- Named the ASUN Freshman of the Year
- All-ASUN Third Team selection, only freshman to earn all-league honors
- Started all 31 games, averaging 31.9 minutes per contest
- Led the team with 12.8 points per game and a 56.4 field goal percentage
- Ranked first in the ASUN and 23rd in the country in field goal percentage, including second amongst freshman trailing only UConn's Sarah Strong
- Pulled down 5.6 rebounds per game
- Recorded 23 double-figure scoring performances and four 20-point games
- Exploded for a season-high 26 points against Indiana State (Nov. 15) which sparked a 12-game streak of scoring 10-plus points
- Posted two double-doubles on the season, a 23-point, 10-rebound performance in the win at Eastern Kentucky (Jan. 16) and a 15-point, 13-rebound performance in a win against Bellarmine (March 1)

- Helped lead Saint Francis High School to back-to-back state championships in Georgia
- Four-year varsity player averaged 16.0 points and 6.0 rebounds per game during her high school career
- During her senior year, scored a season-high 32 points against Galloway High School (Jan. 12) and ended her career with 1,554 career points
- Made 71.0 percent of her field goals during her junior season

#20 WYATT, Sa'Mya

Opponent	Date	GS	MIN	Total		3-Pointers		Free throws		Rebounds				PF	A	TO	BLK	STL	PTS	AVG
				FG-FGA	PCT	3FG-3FGA	PCT	FT-FTA	PCT	OFF	DEF	TOT	AVG							
Le Moyne	11/03/2025	*	10:21	2-4	.500	0-0	.000	0-0	.000	0	0	0	0	3	0	0	0	4	4.0	
at Harvard	11/07/2025	*	08:50	0-3	.000	0-0	.000	2-2	1.000	0	1	1	0.5	1	0	0	1	2	3.0	
at Quinnipiac	11/11/2025	*	16:01	4-11	.364	1-2	.500	0-0	.000	6	2	8	3.0	2	0	2	1	9	5.0	
Yale	11/14/2025	*	21:59	7-8	.875	0-0	.000	0-0	.000	1	2	3	3.0	2	3	2	0	14	7.3	
Oklahoma St.	11/19/2025	*	18:20	6-7	.857	0-0	.000	0-0	.000	3	5	8	4.0	3	2	1	1	0	12	8.2
Central Conn. St.	11/24/2025	*	16:20	4-7	.571	0-0	.000	0-2	.000	1	4	5	4.2	3	1	2	0	2	8	8.2
Totals			6 91:50	23-40	.575	1-2	.500	2-4	.500	11	14	25	4.2	14	6	7	3	5	49	8.2

Games Played	Minutes/game	Points/game	FG Pct	3FG Pct	FT Pct	Rebounds/game	Assists/game	Turnovers/game	Assist/Turnover ratio	Steals/game	Blocks/game
6	15.3	8.2	57.5	50.0	50.0	4.2	1.0	1.2	0.9	0.8	0.5

				Field Goals		3-Point		F-Throws		Rebounds				PF-FO				A				TO				BLK				STL				Scoring	
SEASON	TEAM	GP-GS	MIN/AVG	FG-FGA	FG%	3FG-3FGA	3FG%	FT-FTA	FT%	OFF	DEF	TOT	AVG	PF-FO	A	TO	BLK	STL	PTS	AVG															
2024-25	APSU	31-31	989/31.9	167-296	.564	3-10	.300	61-89	.685	57	117	174	5.6	92-2	25	71	15	24	398	12.8															
2025-26	SJU	6-6	92/15.3	23-40	.575	1-2	.500	2-4	.500	11	14	25	4.2	14-0	6	7	3	5	49	8.2															
TOTAL FOR SJU		6-6	92/15.3	23-40	.575	1-2	.500	2-4	.500	11	14	25	4.2	14-0	6	7	3	5	49	8.2															
TOTAL		37-37	1081/29.2	190-336	.565	4-12	.333	63-93	.677	68	131	199	5.4	106-2	31	78	18	29	447	12.1															

Game Five - Nov. 19, 2025
St. John's 74 vs. #18/21 Oklahoma State 67
Queens, N.Y. - Carnesecca Arena



Official Basketball Box Score - Final
Oklahoma St. at St. John's (NY)
11/19/25 Carnesecca Arena, Queens, N.Y.
2025-26 Women's Basketball

Game Time: 7:00 PM
Game Duration: 2:21
Attendance: 726

Officials: Cameron Inouye, Karen Presto, Mark Resch

Oklahoma St. - 67

Record: 5-1

NO.	Name	Min	FG M-A	3P M-A	FT M-A	Rebounds OR DR TOT	Fouls PF FD	TP	AS	TO	ST	Blocks BS BA	+/-
11	Achol Akot	F 19:54	5-8	0-0	3-4	4 2 6	5 2 13	1	2	2	0	0	-7
1	Amari Whiting	G 36:41	3-6	1-2	2-4	0 2 2	5 3 9	1	2	6	0	0	1
3	Micah Gray	G 33:35	3-10	0-4	3-3	0 1 1	5 3 9	0	1	2	0	0	-7
13	Haleigh Timmer	G 17:21	0-2	0-1	0-0	0 0 0	2 1 0	0	0	1	0	0	-8
32	Stalee Heard	G 36:54	2-11	1-4	10-12	0 3 3	2 8 15	4	2	2	1	2	-7
2	Lena Girardi	20:07	3-5	2-4	2-2	1 0 1	3 1 10	0	2	0	0	0	5
6	Jadyn Wooten	30:41	5-11	0-1	0-0	0 1 1	2 0 10	4	2	1	0	0	-9
24	Praise Egharevba	04:48	0-0	0-0	1-2	1 1 2	2 1 1	0	1	0	1	0	-3
Team													
Totals			21-53	4-16	21-27	8 13 21	26 19 67	10	13	13	1	3	-7

Major Fouls: NONE

Shooting By Period		
1 st FG%	5-11	45.5%
3PT%	1-3	33.3%
FT%	3-6	50%
2 nd FG%	1-9	11.1%
3PT%	1-5	20.0%
FT%	8-10	80%
3 rd FG%	8-14	57.1%
3PT%	1-3	33.3%
FT%	5-5	100%
4 th FG%	7-19	36.8%
3PT%	1-5	20.0%
FT%	5-6	83.3%
GM FG%	21-53	39.6%
3PT%	4-16	25.0%
FT%	21-27	77.8%

Dead Ball Rebounds: 6, 0

St. John's (NY) - 74

Record: 4-1

NO.	Name	Min	FG M-A	3P M-A	FT M-A	Rebounds OR DR TOT	Fouls PF FD	TP	AS	TO	ST	Blocks BS BA	+/-
14	Kylie Lavelle	F 32:38	4-4	1-1	3-4	0 5 5	3 2 12	6	1	1	0	0	8
20	Sa'Mya Wyatt	F 18:20	6-7	0-0	0-0	3 5 8	3 0 12	2	1	0	1	0	14
1	Beautiful Waheed	G 27:57	3-6	0-2	1-1	1 3 4	4 2 7	0	3	2	2	0	2
8	Shaulana Wagner	G 33:39	1-6	0-1	4-8	0 1 1	1 5 6	4	3	1	0	1	-3
10	Brooke Moore	G 20:09	5-5	0-0	3-7	0 1 1	3 5 13	0	1	0	0	0	14
4	Skye Owen	26:14	3-8	0-1	2-2	0 1 1	3 2 8	2	3	2	0	0	5
11	Janeya Grant	12:12	2-2	1-1	3-7	0 0 0	0 4 8	0	1	0	0	0	4
16	Daniela Abies	11:42	1-4	0-1	3-4	2 2 4	1 5 5	2	2	1	0	0	-6
5	Jalish Donald	17:10	1-2	0-0	1-2	0 3 3	2 1 3	1	1	0	0	0	-3
Team													
Totals			26-44	2-7	20-35	7 24 31	20 26 74	17	19	7	3	1	7

Major Fouls: Wyatt (TF) 2nd 4:28

Shooting By Period		
1 st FG%	8-12	66.7%
3PT%	1-3	33.3%
FT%	2-3	66.7%
2 nd FG%	7-14	50.0%
3PT%	0-1	0.0%
FT%	2-6	33.3%
3 rd FG%	3-7	42.9%
3PT%	0-1	0.0%
FT%	6-8	75%
4 th FG%	8-11	72.7%
3PT%	1-2	50.0%
FT%	10-18	55.6%
GM FG%	26-44	59.1%
3PT%	2-7	28.6%
FT%	20-35	57.1%

Dead Ball Rebounds: 13, 0

	OSU	SJU
Biggest lead	2 (1 st 6:58)	11 (2 nd 1:40)
Best Scoring Run	5 (1 st 3:31)	8 (1 st 4:10)
Lead Changes	3	
Times Tied	7	
Time with Lead	01:46	34:20

Points from	OSU	SJU
Turnovers	19	11
Paint	32	44
Second Chance	8	8
Fast Breaks	16	7
Bench	21	24

Period by Period Scoring					
	1st	2nd	3rd	4th	TOT
OSU	14	11	22	20	67
SJU	19	16	12	27	74

Game Six - Nov. 24, 2025
St. John's 71 vs. Central Connecticut St. 46
Queens, N.Y. - Carnesecca Arena



Official Basketball Box Score - Final
Central Conn. St. at St. John's (NY)
11/24/25 Carnesecca Arena, Queens, N.Y.
2025-26 Women's Basketball

Game Time: 6:00 P
Game Duration: 1:1
Attendance: 5

Officials: Billy Smith, Ronnie Stephenson, Coleen Thompson

Central Conn. St. - 46

Record: 0-5

NO.	Name	Min	FG M-A	3P M-A	FT M-A	Rebounds OR DR TOT	Fouls PF FD	TP	AS	TO	ST	Blocks BS BA	+/-
2	Kiyah Lewis	F 27:38	1-8	1-3	1-2	0 0 0	3 1 4	0	0	0	2	1	-16
11	Kayla Henry	F 31:00	2-6	0-0	0-0	1 3 4	3 3 4	1	1	0	1	0	-15
12	Lucia Noin	F 32:38	4-12	1-4	0-0	0 3 3	3 1 9	1	3	2	0	1	-17
14	Jessica Farrell	G 36:43	7-17	0-1	3-4	3 4 7	3 3 17	2	1	2	0	1	-22
21	Cierra Pearson	G 31:28	3-6	0-2	0-0	0 4 4	1 0 6	0	1	0	0	0	-27
22	Jah'Nae Stevens	10:38	1-3	0-0	0-2	2 2 4	1 1 2	0	1	0	0	0	-14
0	Na-kyah Williams	18:31	1-6	0-3	0-1	0 0 0	3 3 2	0	0	0	0	1	-8
24	Nicora Patrick	05:44	0-1	0-1	2-2	0 1 1	1 1 2	0	0	0	0	0	-4
1	Ilektra Lykaki	03:37	0-0	0-0	0-0	1 1 1	0 1 0	0	0	0	1	0	-4
3	Christa Ramos	02:03	0-1	0-0	0-0	0 0 0	0 0 0	0	0	0	0	1	2
Team													
Totals			19-60	2-14	6-11	7 20 27	18 14 46	4	7	4	4	5	-25

Major Fouls: NONE

Shooting By Period		
1 st FG%	9-18	50.0%
3PT%	0-3	0.0%
FT%	0-0	0%
2 nd FG%	6-15	40.0%
3PT%	1-5	20.0%
FT%	0-2	0%
3 rd FG%	2-12	16.7%
3PT%	0-3	0.0%
FT%	2-3	66.7%
4 th FG%	2-15	13.3%
3PT%	1-3	33.3%
FT%	4-6	66.7%
GM FG%	19-60	31.7%
3PT%	2-14	14.3%
FT%	6-11	54.5%

Dead Ball Rebounds: 3, 1

St. John's (NY) - 71

Record: 5-1

NO.	Name	Min	FG M-A	3P M-A	FT M-A	Rebounds OR DR TOT	Fouls PF FD	TP	AS	TO	ST	Blocks BS BA	+/-
14	Kylie Lavelle	F 32:26	6-10	1-3	0-0	0 4 4	1 0 13	0	0	2	1	1	31
20	Sa'Mya Wyatt	F 16:20	4-7	0-0	0-2	1 4 5	3 3 8	1	2	2	0	0	20
1	Beautiful Waheed	G 29:16	2-4	2-3	1-2	0 5 5	2 2 7	1	1	0	0	0	21
8	Shaulana Wagner	G 27:29	0-2	0-1	0-2	1 2 3	1 2 0	8	3	0	0	0	16
10	Brooke Moore	G 31:40	6-13	0-0	8-10	6 5 11	3 6 20	1	2	0	0	2	26
4	Skye Owen	15:50	2-8	1-5	0-0	0 0 0	1 0 5	4	0	1	0	0	7
11	Janeya Grant	10:32	1-5	1-5	0-0	0 0 0	0 3 1	0	1	0	0	0	5
16	Daniela Abies	12:16	3-3	0-0	2-3	2 5 7	0 3 8	1	2	1	1	0	9
5	Jalish Donald	11:37	1-3	1-2	0-0	0 2 2	0 3 0	0	0	1	1	1	-11
2	Julie Bahati	05:52	1-2	0-0	2-2	2 2 4	2 2 4	1	1	0	1	0	0
12	Kyla Hayes	03:32	0-0	0-0	0-0	0 3 3	1 0 0	0	1	0	1	0	-1
3	Ariel Little	03:10	0-1	0-0	0-0	0 0 0	0 0 0	0	1	0	0	0	2
Team													
Totals			26-58	6-19	13-21	15 35 50	14 18 71	19	12	7	5	4	25

Major Fouls: NONE

Shooting By Period		
1 st FG%	9-14	64.3%
3PT%	5-7	71.4%
FT%	2-2	100%
2 nd FG%	2-14	14.3%
3PT%	0-5	0.0%
FT%	3-6	50%
3 rd FG%	8-12	66.7%
3PT%	1-3	33.3%
4 th FG%	7-18	38.9%
3PT%	0-4	0.0%
FT%	5-6	83.3%
GM FG%	26-58	44.8%
3PT%	6-19	31.6%
FT%	13-21	61.9%

Dead Ball Rebounds: 4, 1

	CCS	SJU
Biggest lead	1 (1 st 1:14)	27 (4 th 2:03)
Best Scoring Run	8 (1 st 1:14)	21 (3 rd 2:40)
Lead Changes	2	
Times Tied	3	
Time with Lead	00:13	36:20

Points from	CCS	SJU
Turnovers	8	11
Paint	26	38
Second Chance	9	15
Fast Breaks	2	14
Bench	6	23

Period by Period Scoring					
	1st	2nd	3rd	4th	TOT
CCS	18	13	6	9	46
SJU	25	7	20	19	71

Game Seven - Nov. 28, 2025
St. John's vs. Georgia Tech
George Town, Cayman Islands -John Gray Gym

Game Eight - Nov. 29, 2025
St. John's vs. Memphis
George Town, Cayman Islands -John Gray Gym

2025-26 St. John's Women's Basketball Photo Roster



1 Beautiful Waheed
G 5-10 Jr.
Milwaukee, Wis.
(Wabash Valley)



2 Julie Bahati
F 6-2 Jr.
Nairobi, Kenya
(Springfield Central)



3 Ariel Little
G 5-4 So.
Brooklyn, N.Y.
(South Shore)



4 Skye Owen
F 5-7 Sr.
Staten Island, N.Y.
(St. Francis Prep)



5 Jailah Donald
G 5-7 Sr.
Inglewood, Calif.
(Serra)



8 Shaulana Wagner
G 5-10 Gr.
Detroit, Mich.
(Troy)




10 Brooke Moore
G 6-0 Jr.
Kennesaw, Ga.
(Liberty)



11 Janeya Grant
G 6-0 So.
Middletown, Conn.
(South Shore Christian)




12 Kyla Hayes
F 6-0 Fr.
Buffalo, N.Y.
(Cardinal O'Hara)



14 Kylie Lavelle
F 6-2 Sr.
Moosic, Pa.
(Penn State)



16 Daniela Abies
F 6-0 R-Jr.
Málaga, Spain
(Miami)



20 Sa'Mya Wyatt
F 5-11 So.
Powder Springs, Ga.
(Austin Peay)

Pronunciations: 2 Julie Bahati (BA-ha-TEE)
8 Shaulana (shuh-LAHN-uh) Wagner
Joe Rutigliano (RUH-tig-LEE-ah-no)

3 Ariel (AIR-ee-EL) Little
11 Janeya (Juh-NAY-uh) Grant

5 Jailah (Jay-luh) Donald
16 Daniela Abies (ah-BEE-ace) 20 Sa'Mya (suh-MAYA) Wyatt

On The Bench



Joe Tartamella
Head Coach



Steve Pogue
Associate Head Coach



Vanessa Abel
Assistant Coach



Kaity Healy
Assistant Coach



Joe Rutigliano
Assistant Coach



Mike Gibson
Dir./Basketball Operations