

GEORGIA TECH

133RD SEASON • 4 NATIONAL CHAMPIONSHIPS • 15 CONFERENCE CHAMPIONSHIPS • 47 BOWL APPEARANCES • 26 BOWL VICTORIES

NO. 13 GEORGIA TECH (5-0, 2-0 ACC) vs. VIRGINIA TECH (2-4, 1-1 ACC)

GAME 6 • SATURDAY, OCTOBER 11, 2025 • 3:30 P.M. • ATLANTA, GA. • BOBBY DODD STADIUM AT HYUNDAI FIELD

MATCHUP AT A GLANCE



GEORGIA TECH

5-0 (2-0 ACC)	vs.	VIRGINIA TECH
Atlanta, Ga.	Record	2-4 (1-1 ACC)
1885	Location	Blacksburg, Va.
53,067	Founded	1872
Yellow Jackets, Ramblin' Wreck	Enrollment	31,035
Tech Gold and White	Nickname	Hokies
Atlantic Coast	Colors	Chicago Maroon & Burnt Orange
Bobby Dodd Stadium at Hyundai Field (51,913)	Conference	Atlantic Coast
Brent Key	Stadium (Capacity)	Lane Stadium (65,632)
23-16 (3rd full season)	Head Coach	Philip Montgomery
Same	Head Coach's Record at School	2-1 (Interim)
No. 13 (AP and Coaches)	Head Coach's Overall Record	45-54 (9th season)
Multiple	National Ranking	None
37.0 (4th/25th)	Basic Offense	Multiple
232.0 (2nd/16th)	Points Per Game (Conference/National Rank)	23.5 (14th/96th)
244.0 (14th/59th)	Rushing Yards Per Game (Conference/National Rank)	155.2 (7th/69th)
476.0 (3rd/16th)	Passing Yards Per Game (Conference/National Rank)	202.7 (16th/90th)
4-2-5	Total Yards Per Game (Conference/National Rank)	357.8 (14th/87th)
21.2 (6th/50th)	Basic Defense	4-2-5
166.2 (17th/105th)	Points Allowed Per Game (Conference/National Rank)	28.3 (14th/98th)
190.4 (4th/45th)	Rushing Yards Allowed Per Game (Conference/National Rank)	130.0 (12th/55th)
356.6 (9th/66th)	Passing Yards Allowed Per Game (Conference/National Rank)	225.2 (7th/75th)
W, 30-29 (OT) at Wake Forest	Total Yards Allowed Per Game (Conference/National Rank)	355.2 (8th/65th)
	Last Game	L, 30-23 vs. Wake Forest

TOP STORYLINES

- Fresh off an open week, No.13-ranked Georgia Tech puts a pair of lengthy winning streaks on the line when it hosts Virginia Tech.
- Georgia Tech is 5-0 for only the fourth time in the last 59 seasons dating back to 1967 (1990, 2011, 2014 and 2025) and its five-game winning streak is its longest since it won five in a row to close the 2014 regular season.
- With a win on Saturday, the Yellow Jackets' 6-0 start would be only their second in the last 59 seasons (2011 and 2025) and their six-game winning streak would be their longest at any point of a season since they won the first six games of the 2011 campaign.
- Tech has also won eight-straight games at Bobby Dodd Stadium at Hyundai Field. A win on Saturday versus Virginia Tech would give the Jackets their second-longest winning streak at Bobby Dodd Stadium of the ACC era (1979-present), behind only their 17-consecutive home wins from 1989-91.
- Georgia Tech is looking to carry over its post-bye success from a season ago, as the Yellow Jackets were a perfect 3-0 following open weeks in 2024 (Tech had three byes in '24 due to opening the season in Week 0).
- Saturday's game marks the first time that Georgia Tech has hosted Atlantic Coast Conference rival Virginia Tech since 2021.
- Georgia Tech and Virginia Tech dominated the ACC Coastal Division throughout the 17 seasons that the conference was split into divisions for football (2005-19, 2021-22), with the Yellow Jackets and Hokies combining to finish atop the Coastal standings in 11 of the 17 campaigns (six for VT, five for GT).

SERIES HISTORY

Series Record (Streak): Virginia Tech leads, 12-8 (VT: W1)
at Georgia Tech: Virginia Tech leads, 7-3
at Virginia Tech: Tied 5-5
Neutral Sites: N/A
Last Meeting: .. Virginia Tech 21, Georgia Tech 6 (Oct. 26, 2024 - Blacksburg, Va.)



VIRGINIA TECH

2025 GEORGIA TECH SCHEDULE/RESULTS

• Overall: **5-0** | ACC: **2-0** | Place: **1-1st**
• Home: **3-0** | Away: **2-0** | Neutral: **0-0** | Streak: **W5**

Date	Opponent	Time/Result	TV
Aug. 29	at RV/RV Colorado (Fri.)	W, 27-20	ESPN
Sept. 6	GARDNER-WEBB	W, 59-12	ACCNX
Sept. 13	No. 12/11 CLEMSON*	W, 24-21	ESPN
Sept. 20	TEMPLE	W, 45-24	The CW
Sept. 27	at Wake Forest*	W, 30-29 ^{OT}	ESPN
Oct. 11	VIRGINIA TECH*	3:30 p.m.	ACC Network
Oct. 18	at -/RV Duke*	Noon	ESPN
Oct. 25	SYRACUSE*	TBA	TBA
Nov. 1	at NC State*	TBA	TBA
Nov. 15	at Boston College*	TBA	TBA
Nov. 22	PITT*	TBA	TBA
Nov. 28	No. 10/9 GEORGIA* (Fri.)	3:30 p.m.	ABC

All times Eastern; Home games in **BOLD CAPS**

* ACC game # at Mercedes-Benz Stadium

National rankings listed as AP/Coaches

Rankings for current/future opponents = current AP/Coaches ranks

Rankings for past opponents = AP/Coaches ranks at time of game

ON THE AIR

TV: ACC Network

- Play-by-Play** Wes Durham
- Analyst** Steve Addazio
- Sideline Reporter** Dana Boyle
- Mobile App: ESPN
- Online: WatchESPN.com

RADIO: Georgia Tech Sports Network

- Play-by-Play** Andy Demetra
- Analyst** Andrew Gardner
- Sideline Reporter** Chris Mooneyham
- In Atlanta: 680 AM/93.7 FM The Fan
- Across Georgia: Visit RamblinWreck.com for station affiliate list
- Satellite: SiriusXM 137 or 193
- Mobile Apps: GT Yellow Jackets, 680 The Fan, SiriusXM, TuneIn
- Online: RamblinWreck.com, 680TheFan.com

GEORGIA TECH'S LAST GAME

at Wake Forest	W, 30-29 (OT)
Date	Sept. 27
Location	Winston-Salem, N.C. (Allegacy Stadium)
Total Offense	411
Rushing	163
Passing	248
Turnovers	1
Total Defense	443
Rushing	210
Passing	233
Takeaways	0
Passing Leader	
Haynes King	28-42-0, 243 yds., 1 TD
Receiving Leaders	
Eric Rivers	8 rec., 77 yds., TD
Isiah Canion	4 rec., 70 yds.
Malik Rutherford	5 rec., 38 yds.
Rushing Leaders	
Haynes King	21 carries, 106 yds., 2 TDs
Malachi Hosley	8 carries, 36 yds.
Defensive Leaders	
Kyle Efford	8 TKLs, 1 QBH
Ahmari Harvey	5 TKLs, 2.0 TFLs, 1 PBU
Amontrae Bradford	4 TKLs, 2.0 TFLs, 1 QBH

TALE OF THE TAPE

Average heights and weights of players listed on both teams' depth charts:

Georgia Tech		Virginia Tech
6-4, 311	Offensive Line	6-5, 310
6-5, 250	Tight Ends	6-3, 251
6-0, 192	Receivers	6-1, 188
5-11, 198	Running Backs	5-11, 207
6-4, 222	Quarterbacks	6-1, 211
6-3, 279	Defensive Line	6-3, 278
6-1, 229	Linebackers	6-3, 234
6-0, 193	Defensive Backs	6-0, 193

TOP PERFORMERS AT A GLANCE

PASSING	COMP.	ATT.	TD	YDS.	INT
Georgia Tech					
Haynes King	74	108	3	758	1
Virginia Tech					
Kyron Drones	119	197	9	1,216	4
RUSHING	ATT.	YDS.	AVG.	TD	
Georgia Tech					
Haynes King	73	380	5.2	7	
Virginia Tech					
Terion Stewart	35	301	8.6	0	
RECEIVING	NO.	YDS.	AVG.	TD	
Georgia Tech					
Isiah Canion	15	237	15.8	2	
Virginia Tech					
Donavon Greene	16	274	17.1	2	
TACKLES	UT	AT	TT	TFL	SACK
Georgia Tech					
Kyle Efford	15	13	28	—	—
Virginia Tech					
Kaleb Spencer	13	17	30	2.0	0.5

GEORGIA TECH MEDIA AVAILABILITY

MON 6	TUE 7	WED 8	THU 9	FRI 10	SAT 11	SUN 12
NO AVAILABILITY	<p>Approx. 9:15 a.m. – Selected early periods of practice open to media (Rose Bowl Field/Brock Indoor Practice Facility)</p> <p>Approx. Noon – Head coach Brent Key weekly press conference (Bobby Dodd Stadium - Gate 6)</p>	<p>Approx. 9:15 a.m. – Selected early periods of practice open to media (Rose Bowl Field/Brock Indoor Practice Facility)</p> <p>Approx. 11:45 a.m. – Media availability with selected student-athletes (Bobby Dodd Stadium - Gate 6)</p>	<p>Approx. Noon – Head coach Brent Key final pregame media availability (Bobby Dodd Stadium - Gate 6)</p> <p>6-7 p.m. – Brent Key Coach's Show — Georgia Tech Sports Network, live at Hattie B's West Midtown. (680 AM/93.7 FM The Fan in Atlanta)</p>	NO AVAILABILITY	<p>3:30 p.m. – Georgia Tech vs. Virginia Tech (Atlanta, Ga. - Bobby Dodd Stadium at Hyundai Field) TV: ACC Network Radio: Georgia Tech Sports Network (680 AM/93.7 FM The Fan in Atlanta)</p> <p>Postgame press conference – Head coach Brent Key and selected student-athletes (Location: Defensive Meeting Room – Bobby Dodd Stadium NW Tunnel)</p>	NO AVAILABILITY

GEORGIA TECH ATHLETICS COMMUNICATIONS & PUBLIC RELATIONS

- **Assistant A.D./Communications & P.R. (Primary Football Contact):** Mike Flynn
Mobile: (828) 964-6406
Email: mflynn@athletics.gatech.edu
- **Assistant Director/Communications & P.R. (Secondary Football Contact):** Anthony Brandt
Mobile: (817) 757-6979
Email: abrandt@athletics.gatech.edu
- **Associate Director/Communications & P.R. (Football Credentials):** Liz Ryan
Mobile: (404) 431-9619
Email: lryan@athletics.gatech.edu

FOLLOW GEORGIA TECH ONLINE

OFFICIAL WEBSITE: www.RamblinWreck.com



@GTathletics
@GeorgiaTechFB



@GTathletics
@GeorgiaTechFB



/GTathletics
/GTFootball



RamblinWreckTube

GEORGIA TECH FOOTBALL BY THE NUMBERS

2

r-Sr. QB **Haynes King** broke two school records in the Yellow Jackets' 30-29 overtime win at Wake Forest on Sept. 27. With a touchdown pass and two touchdown runs, King broke Georgia Tech's all-time record with his 13th game with a passing and a rushing touchdown (prev.: 12 - Joe Hamilton, 1996-99). With 243 passing yards and 106 rushing yards, he broke the program record with his sixth game with 100 passing yards and 100 rushing yards (prev.: 5 - Justin Thomas, 2013-16).

2

Twice this season, Georgia Tech has posted one of the top-10 yards-per-game averages in school history. The Yellow Jackets averaged 11.9 yards per play against Gardner-Webb on Sept. 6, good for second in program history, and 9.8 yards per snap versus Temple on Sept. 20, their sixth-highest ever.

5

Georgia Tech's current five-game winning streak is its longest since it won five in a row to close the 2014 regular season and matches its longest since it won six-straight games to open the 2011 campaign.

5-0, 6-0

Georgia Tech is 5-0 for only the fourth time in the last 59 seasons, dating back to 1967 (1990, 2011, 2014 and 2025). With a win on Saturday, the Jackets would move to 6-0 for only the second time the 59 seasons since '67 (2011 and 2025).

8

Georgia Tech's current eight-game winning streak at Bobby Dodd Stadium at Hyundai Field is its longest since it won eight in a row at Bobby Dodd Stadium from 2016-17 and matches its longest winning streak at BDS since it won 17-straight home games from 1989-91.

26

r-Sr. WR **Eric Rivers** has caught a pass in 26-consecutive games, which is the longest active streak in the ACC and tied for the 14th-longest active streak in the nation.

40

r-Jr. PK **Aidan Birr** became the first student-athlete in Georgia Tech history to make 40 field goals within the first 50 attempts of his career when he made his 40th FG on his 49th-career attempt on Sept. 27 at Wake Forest.

69.8%

After setting a single-season school record by completing 65.3% of its passes as a team in 2024, Georgia Tech has completed 69.8% of its passes through five games this season (97-of-139).

A GEORGIA TECH WIN WOULD ...

- give the Yellow Jackets a 6-0 record for the first time since 2011 and only the second time in 59 seasons since 1967;
- extend its winning streak to six-straight games, which would be its longest it won six-consecutive games to open the 2011 season and match its longest win streak since it won eight in a row in 2009;
- clinch bowl eligibility at the second-earliest date in school history (the Yellow Jackets became bowl-eligible on Oct. 8, 2011);
- become the first team in the ACC to clinch bowl eligibility in 2025;
- mark the first time that the Yellow Jackets are bowl-eligible in three-straight seasons since 2012-14;
- be its ninth-straight win at Bobby Dodd Stadium at Hyundai Field, which would be its longest winning streak at Bobby Dodd since it won 17-straight from 1989-91;
- make it 3-0 in ACC play for the first time since 2011;
- up it to 9-12 all-time versus Virginia Tech;
- be its first win over Virginia Tech since 2023 and only its second win over the Hokies in the last five matchups;
- be its first home win over Virginia Tech since 2017, its second win in its last seven home games vs. VT and only its fourth win in 11 all-time home matchups with the Hokies.

A GEORGIA TECH LOSS WOULD ...

- be its first of the season, dropping it to 5-1 (2-1 ACC);
- snap a five-game overall winning streak;
- snap an eight-game winning streak at Bobby Dodd Stadium at Hyundai Field;
- drop it to 8-13 all-time versus Virginia Tech;
- drop it to 3-8 all-time at home vs. VT;
- be its fourth loss in the last five overall matchups and third-straight home loss to the Hokies.

GEORGIA TECH HEAD COACH BRENT KEY

Brent Key, a Georgia Tech alumnus and football letterwinner, is in his third full season as the head coach at his alma mater. He took over as the program's 21st head coach on a permanent basis in 2023, after stepping into the role as interim head coach during the 2022 campaign.

After winning just 10 of its previous 38 games, Georgia Tech has won 23-of-39 games since Key took the reins as interim head coach five games into the 2022 season.

In his first two full seasons as head coach (2023 and 2024), Key has led his alma mater to consecutive winning seasons and back-to-back bowl berths for the first time since 2013-14. The Yellow Jackets also have consecutive fourth-place finishes in the Atlantic Coast Conference, after being picked to finish 12th in the 14-team conference in 2023 and 10th in the 17-team league in 2024. The back-to-back fourth-place showings have been spurred by Tech's gaudy 7-1 versus nationally ranked ACC opponents since Key took the reins of the program five games into the 2022 campaign.

His 14 wins in his first two full seasons at the helm of the Jackets are tied for the third-most in Georgia Tech history, behind only College Football Hall of Famers Paul Johnson and William Alexander.

The 2024 campaign was highlighted by a pair of wins over top-10 opponents – a 24-21 victory over No. 10 Florida State in the season opener in Dublin, Ireland and a 28-23 home triumph over previously unbeaten and No. 4-ranked Miami (Fla.) in November – as Tech became only the ninth team in ACC history to defeat two top-10 teams in the same regular season. The Yellow Jackets' 7-5 regular-season record was their best since 2018.

A year after fielding one of the nation's most improved offenses, the Jackets had one of college football's most improved defensive units in 2024. Tech's defense surrendered 342.8 total yards and 122.2 rushing yards per game in '24, improvements of 94.3 and 99.1 yards per game over 2023. At the same time, despite a plethora of injuries — including one that cost starting quarterback Haynes King two full games and parts of three others — Tech continued to boast one of the nation's top offenses. The Jackets finished in the top 35 nationally in total offense (424.5 yards per game) and also ranked among the nation's leaders in fewest sacks allowed (third), fewest turnovers (11th), completion percentage (24th), rushing offense (32nd) and red-zone offense (32nd). On special teams, Tech ranked third nationally with five blocked kicks and, as a team, the Jackets were one of the nation's 25 least-penalized teams.

Ten Yellow Jackets were named all-ACC in 2024, Tech's most all-conference selections since 2014.

In 2023, Key led Tech to its first winning season since 2018, capped by a 30-17 win over UCF in the 2023 Union Home Mortgage Gasparilla Bowl in Tampa, Fla., which was the Yellow Jackets' first postseason victory since 2016. The Jackets' 7-6 mark in 2023 included wins over No. 17 Miami (Fla.) and No. 17 North Carolina.

The Yellow Jackets' success in 2023 was highlighted by one of the nation's most prolific offenses. Befitting Key's background as an all-ACC offensive lineman and one of college football's most successful offensive line coaches, the Jackets led the ACC and ranked among the top 15 nationally in rushing offense (203.8 ypg – 12th nationally) and sacks allowed (1.15 pg – 15th) in '23.

However, the offense wasn't the only area where the Jackets reflected their head coach's identity in '23, as they also ranked among the ACC and national leaders in blocked kicks (four – good for first in the ACC and a tie for third nationally), turnovers forced (25 – second in the ACC and ninth nationally) and fewest penalties (5.15 pg – third in the ACC).

Seven different Yellow Jackets earned all-ACC recognition in 2023, highlighted by all-America safety Jaylon King. Additionally, three freshmen – PK Aidan Birr, OL Ethan Mackenny and WR Eric Singleton Jr. – earned freshman all-America honors, putting a spotlight on the Jackets' bright future under Key.

Key took the reins of the program on a full-time basis after leading the Yellow Jackets to a 4-4 record over the final eight games of the 2022 season as interim head coach. The four wins included two road victories over nationally ranked opponents – a 26-21 win at No. 24 Pitt in his first game at the helm on Oct. 1 and a 21-17 triumph at No. 11 North Carolina on Nov. 19. The Jackets overcame a plethora of injuries – including to its top two quarterbacks – to finish 5-7 overall and 4-4 in Atlantic Coast Conference play after a 1-3 (0-1 ACC) start. The overall and conference win totals were Tech's highest since 2018, as was its fourth-place finish in the ACC Coastal Division standings (the Jackets defeated all three teams that finished ahead of them in the division standings – North Carolina, Pitt and Duke).

A 2001 Georgia Tech graduate (management), Key is the fifth Tech alumnus to serve as the Yellow Jackets' head coach, joining William Alexander (1912 graduate; head coach from 1920-44), Bill Fulcher (1956; 1972-73), Pepper Rodgers (1955; 1974-79) and Bill Curry (1965; 1980-86). Key played offensive line for the Jackets from 1997-2000.

Prior to being named interim head coach on Sept. 26, 2022, Key served as the Yellow Jackets' assistant head coach/offensive line coach/run game coordinator for three-plus seasons. In four total seasons at his alma mater prior to taking over as head coach on permanent basis, Georgia Tech's run game produced an all-American, three all-Atlantic Coast Conference honorees and finished in the top half of the ACC in rushing offense twice. He also mentored a pair of all-ACC offensive linemen.

Despite battling a rash of injuries across the offensive front throughout the season, 2021 marked the second-straight season that Tech's rushing offense ranked in the top half of the ACC under Key's watch, with tackle Devin Cochran earning honorable-mention all-ACC recognition before going on to sign with the National Football League's Cincinnati Bengals.

In 2020, the Jackets ranked fourth in the ACC in fewest sacks allowed (2.3 per game) and fifth in the league in rushing (190.8 yards per game), all with a true freshman (Jordan Williams) starting 9-of-10 games at right tackle.

Despite a multitude of injuries, the Jackets' offensive line improved throughout the 2019 season, as it went through the monumental transition from an option-based scheme to a pro-style, spread attack. During a one late-season three-game stretch, Tech faced teams that ranked first (Pitt), fourth (Miami) and eighth (Virginia) nationally in sacks. Tech's offensive front allowed just five total sacks in those three games, including none against eventual ACC Coastal Division champion Virginia. In all, the Jackets didn't surrender a sack in two of its final four contests.

Key came back to his alma mater after three seasons as offensive line coach at Alabama (2016-18), where he helped lead the Crimson Tide to two Southeastern Conference championships, three College Football Playoff championship games and the 2017 national title.

In each of his three seasons at Alabama, Key's offensive lines were finalists for the Joe Moore Award, which is presented annually to the nation's top offensive front, and was the only group in the nation to receive the honor all three seasons. He also coached four All-Americans (including two unanimous picks – tackle Cam Robinson in 2016 and tackle Jonah Williams in 2018) and nine all-SEC selections (including seven first-teamers) during his time with the Tide. In addition to being unanimous All-Americans, Robinson won the 2016 Outland Trophy as the nation's best interior lineman and Williams was a finalist for the award in '18. They also won the Jacobs Blocking Trophy (SEC's top offensive lineman) in '16 and '18, respectively.

Seven linemen that Key coached in his three seasons at Alabama went on to be selected in the National Football League Draft — Jedrick Wills (No. 10 overall, Cleveland Browns, 2020), Williams (No. 11 overall, Cincinnati Bengals, 2019), Alex Leatherwood (No. 17 overall, Las Vegas Raiders, 2021), Robinson (No. 34 overall, Jacksonville Jaguars, 2017), Ross Pierschbacher (fifth round, Washington Redskins, 2019), Bradley Bozeman (sixth round, Baltimore Ravens, 2018) and Deonte Brown (sixth round, Carolina Panthers, 2021).

Key was also lauded for his work on the recruiting trail at Alabama. He was tabbed as the nation's No. 2 recruiter by 247Sports for his work in landing the Crimson Tide's 2019 class and the No. 1 recruiter in the nation for his efforts with the 2020 class.

Prior to his three-year stint at Alabama, Key spent 11 seasons at UCF (2005-15). He started at UCF as a graduate assistant and worked his way up to assistant head coach (2012-15) and offensive coordinator (2014-15). He also coached tight ends for three seasons (2006-08), offensive line for six seasons (2009-14), running backs for one season (2015), was special teams coordinator for one season (2008) and recruiting coordinator for six seasons (2007, 2010-14) with the Knights. In 2012, 2013 and 2014, Key was nominated for the Broyles Award, given to the top assistant coach in college football.

During Key's 11 seasons at UCF, the Knights won four conference championships (2007, 2010, 2013 and 2014), highlighted by a 12-1 campaign in 2013, which culminated with a 52-42 win over No. 5 Baylor in the Fiesta Bowl. The Knights beat two top-10 teams in '13 (Baylor and No. 8 Louisville) and Key's offensive front, which did not allow a sack against Penn State, Louisville, UConn or Baylor, helped pave the way for UCF to average 441.5 yards and 34.6 points per game, both among the highest marks in program history. His offensive line also provided protection for American Athletic Conference Offensive Player of the Year Blake Bortles.

In his six seasons as UCF's offensive line coach, eight different linemen earned all-conference recognition a total of 16 times and four went on to play in the NFL, including 2011 third-round draft pick Jah Reid. He also coached an NFL draft pick at tight end in Mike Merritt (2008).

During his time at UCF, Key coached under his head coach as a student-athlete at Georgia Tech, George O'Leary.

Key got his start in coaching as a graduate assistant at Georgia Tech in 2001-02 and served as tight ends and running backs coach at Western Carolina in 2004.

Key was a four-year starter in his four seasons as a student-athlete at Georgia Tech (1997-2000). While making 44-straight starts at right guard, Key was a part of a senior class that led Georgia Tech to four-straight bowl appearances for the first time since 1953-56. As a sophomore in 1998, he helped lead Tech to a 10-2 record and a share of the ACC championship. During his junior campaign in 1999, the Jackets ranked No. 1 nationally in total offense (509.0 ypg). He was voted a team captain and all-ACC as a senior in 2000. In all, he was a key cog in an offensive front that helped the Yellow Jackets lead the ACC in rushing three times.

A Clay, Ala. native, Key, 47, was an all-state performer at Hewitt-Trussville H.S. He and his wife, Danielle, have a daughter, Harper.

THE BRENT KEY FILE

Personal

Hometown: Clay, Ala.

Education: Georgia Tech, 2001

Family: Wife: Danielle; Child: Harper

Coaching Experience

2001-02 – Georgia Tech (Graduate Assistant)

2004 – Western Carolina (Tight Ends/Running Backs)

2005 – UCF (Graduate Assistant)

2006 – UCF (Tight Ends)

2007 – UCF (Tight Ends/Recruiting Coordinator)

2008 – UCF (Tight Ends/Special Teams Coordinator)

2009 – UCF (Offensive Line)

2010-11 – UCF (Offensive Line/Recruiting Coordinator)

2012-13 – UCF – (Asst. Head Coach/OL/Recruiting Coord.)

2014 – UCF (Asst. Head Coach/OC/OL/Recruiting Coord.)

2015 – UCF (Asst. Head Coach/OL/Running Backs)

2016-18 – Alabama (Offensive Line)

2019-22 – Georgia Tech (Asst. HC/Run Game Coord./OL)

2022 – Georgia Tech (Interim Head Coach)

2023- – Georgia Tech (Head Coach)

GEORGIA TECH ALUMNI TO SERVE AS
TECH FOOTBALL'S HEAD COACH

William Alexander

Graduated from Georgia Tech: 1912

Seasons as head coach: 1920-44 (25 seasons)

Record as head coach: 134-95-15 (.580)

Bill Fulcher

Graduated from Georgia Tech: 1956

Seasons as head coach: 1972-73 (Two seasons)

Record as head coach: 12-10-1 (.543)

Pepper Rodgers

Graduated from Georgia Tech: 1955

Seasons as head coach: 1974-79 (Six seasons)

Record as head coach: 34-31-2 (.522)

Bill Curry

Graduated from Georgia Tech: 1965

Seasons as head coach: 1980-86 (Seven seasons)

Record as head coach: 31-43-4 (.423)

Brent Key

Graduated from Georgia Tech: 2001

Seasons as head coach: 2022 (interim); 2023-pres. (permanent)

Record as head coach: 23-16 (.590)

NOTING LAST WEEK'S WIN OVER WAKE FOREST

• Facing a 17-point deficit more than halfway through the third quarter, Georgia Tech stormed back defeat Wake Forest, 30-29, in overtime on Sept. 27.

• Georgia Tech found itself down 20-3 and being outgained 323-134 with less than six minutes to go in the third quarter.

• However, the Yellow Jackets rallied to outscore Wake Forest (2-2, 0-2 ACC) by the same 20-3 margin over the final 20:39 of regulation and 7-6 in overtime to keep their perfect season alive.

• r- Jr. PK **Aidan Birr** capped a nine-play, 54-yard drive with a 33-yard field goal with two seconds remaining in regulation to send the game to overtime.

• In OT, Tech needed just four plays to take a 30-23 lead on r-Sr. QB **Haynes King's** second touchdown run of the game, a 2-yarder.

• Wake Forest responded with a touchdown of its own on its first snap of OT and elected to go for two points. On the two-point play, Sr. DB **Clayton Powell-Lee** intercepted a pass at the goal line to seal the Georgia Tech win.

• King accounted for 349 of Georgia Tech's 411 yards of total offense and all three of its touchdowns, finishing with 243 yards and a touchdown on 28-of-42 passing and 106 yards and two scores on 21 carries.

• The 17-point deficit tied for the second-largest that Georgia Tech has ever overcome in a win. It matched the Yellow Jackets' comeback from a 17-0 deficit in its 21-17 win at No. 13/11 North Carolina on Nov. 19, 2022 (record: 21 at Virginia — Oct. 17, 1998; GT trailed 38-17 before coming back to win, 41-38).

• Georgia Tech head coach **Brent Key** was the Yellow Jackets' interim head coach for the 2022 win over North Carolina and the Jackets' starting right guard for the 1998 win versus Virginia.

• Georgia Tech moved to 8-10 all-time in overtime games.

• The Yellow Jackets' overtime win was their first since a 23-20 OT win over Duke on Oct. 8, 2022.

• Tech has won three of its last four, four of its last six and five of its last eight OT games.

GEORGIA TECH-VIRGINIA TECH SERIES HISTORY

• Saturday's meeting is the 21st all-time between Georgia Tech and Virginia Tech in a series that dates back to 1990.

• Virginia Tech leads the all-time series, 12-8.

• Georgia Tech has won five of the last nine games in the series.

• From 2004 (Virginia Tech's first season in the ACC) through 2019, Georgia Tech and Virginia Tech played each other every season for 16-straight years. The annual series was interrupted in 2020 due to the ACC's reconfigured schedule caused by Covid-19, resumed in 2021 and 2022, then took another one-year hiatus in 2023 due to the elimination of divisional play in the ACC.

• In 17 seasons of divisional play in the ACC (2005-19, 2021-22), Georgia Tech or Virginia Tech combined for 11 first-place finishes in the Coastal Division — GT in 2006, 2008 (tied with VT), 2009, 2012 and 2014 and VT in 2005, 2007, 2008 (tied with GT), 2010, 2011 and 2016.

• Georgia Tech is just 3-7 at home all-time against Virginia Tech. The Yellow Jackets have lost two-straight and five of the last six matchups vs. VT at Bobby Dodd Stadium. The Jackets have not won at home against the Hokies since 2017.

• On the flip side Georgia Tech has won the last four of the last five matchups at VT's Lane Stadium, including four-straight from 2014-2022. The Yellow Jackets are one of only two visiting teams that have ever won four-straight games at Lane Stadium since it opened in 1965, joining Clemson, who won five in a row at VT from 1977-95).

TEAMS WIN THREE OR MORE CONSECUTIVE WINS AT VIRGINIA TECH'S LANE STADIUM (OPENED IN 1965)

Clemson.....5 (1977, '79, '85, '87, '95)
4 (2011, '17, '20, '24)*

Georgia Tech4 (2014, '16, '18, '22)

Miami (Fla.)3 (2018, '20, '22)*
3 (1967, '82, '92)

Florida State3 (1977, '79, '89)
Kentucky3 (1969, '74, '78)

* *current streak*

• The series dates back to 1990, when Georgia Tech topped Virginia Tech in a 6-3 nail-biter on Nov. 10 at Bobby Dodd Stadium. One week after GT kicker Scott Sisson kicked a 37-yard field goal with seven seconds remaining to top No. 1 Virginia, 41-38, Sisson made a 38-yarder with eight seconds to go to lift the Yellow Jackets to the non-conference win over VT. The Jackets would go on to finish 11-0-1 and win their fourth national championship.

• Nailbiters have been a staple of the Georgia Tech-Virginia Tech series. Fourteen of the previous 20 games between the schools have been decided by 11 points or less, 10 have been decided by seven points or less and five have been decided by three points or less.

GEORGIA TECH-VIRGINIA TECH SERIES RESULTS

DATE	RANK		GT RESULT		
	GT	VT	H/A	W/L/T	SCORE
11/10/1990	7/7	-	H	W	6-3
8/27/2000	Cancelled (weather)				
10/28/2004 (Th)	-	22/22	H	L	20-34
9/24/2005	-	4/4	A	L	7-51
9/30/2006	24/-	11/10	A	W	38-27
11/1/2007 (Th)	-	11/13	H	L	3-27
9/13/2008	-	-	A	L	17-20
10/17/2009	19/20	4/4	H	W	28-23
11/4/2010 (Th)	-	20/20	A	L	21-28
11/10/2011 (Th)	20/19	10/9	H	L	26-37
9/3/2012 (Mon)	rv/rv	16/20	A	L (ot)	17-20
9/26/2013 (Th)	rv/rv	-	H	L	10-17
9/20/2014	-	-	A	W	27-24
11/12/2015 (Th)	-	-	H	L	21-23
11/12/2016	-	18/22	A	W	30-20
11/11/2017	-	17/17	H	W	28-22
10/25/2018 (Th)	-	-	A	W	49-28
11/16/2019	-	-	H	L	0-45
10/30/2021	-	-	H	L	17-26
11/5/2022	-	-	A	W	28-27
10/26/2024	-	-	A	L	6-21

ASSOCIATED PRESS TOP 25 POLL (WEEK 7)

Team (1st-place votes)	Points	Record	Prev.
1. Ohio State (40)	1620	5-0	1
2. Miami (Fla.) (21)	1579	5-0	3
3. Oregon (5)	1542	5-0	2
4. Ole Miss	1376	5-0	4
5. Texas A&M	1361	5-0	6
6. Oklahoma	1346	5-0	5
7. Indiana	1213	5-0	8
8. Alabama	1202	4-1	10
9. Texas Tech	1135	5-0	11
10. Georgia	1084	4-1	12
11. LSU	949	4-1	13
12. Tennessee	892	4-1	15
13. Georgia Tech	782	5-0	17
14. Missouri	775	5-0	19
15. Michigan	707	4-1	20
16. Notre Dame	610	3-2	21
17. Illinois	522	5-1	22
18. BYU	463	5-0	23
19. Virginia	452	5-1	24
20. Vanderbilt	407	5-1	16
21. Arizona State	214	4-1	25
22. Iowa State	165	5-1	14
23. Memphis	153	6-0	NR
24. USF	150	4-1	NR
25. Florida State	147	3-2	18

Other receiving votes: Cincinnati 129, Texas 111, Penn St. 97, Utah 84, Nebraska 60, Southern Cal 46, UNLV 19, North Texas 16, TCU 14, Washington 10, Mississippi St. 10, Navy 4, Louisville 3, Auburn 1.

U.S. LBM COACHES TOP 25 POLL (WEEK 7)

Team (1st-place votes)	Points	Prev.	Record
1. Ohio State (59)	1,638	1	5-0
2. Oregon (3)	1,572	2	5-0
3. Miami (Fla.) (3)	1,531	3	5-0
4. Ole Miss	1,402	4	5-0
5. Texas A&M (1)	1,330	5	5-0
6. Oklahoma	1,283	8	5-0
7. Indiana	1,206	9	5-0
8. Alabama	1,183	11	4-1
9. Georgia	1,128	10	4-1
10. Texas Tech	1,082	14	5-0
11. LSU	999	13	4-1
12. Tennessee	889	15	4-1
13. Georgia Tech	819	16	5-0
14. Missouri	736	18	5-0
15. Michigan	653	20	4-1
16. Notre Dame	491	21	3-2
17. Illinois	484	22	5-1
18. Brigham Young	453	23	5-0
19. Texas	372	7	3-2
20. Vanderbilt	329	17	5-1
21. Iowa State	295	12	5-1
22. Penn State	294	6	3-2
23. Arizona State	292	24	4-1
24. Virginia	258	NR	5-1
25. Memphis	162	NR	6-0

Others receiving votes: Utah 134; Florida State 93; Cincinnati 70; USF 65; North Texas 28; Navy 26; Washington 25; USC 23; UNLV 21; Nebraska 17; TCU 15; Old Dominion 13; Louisville 10; Tulane 8; Duke 7; Auburn 7; Iowa 5; SMU 2;



TECH IN THE NATIONAL RANKINGS

• Georgia Tech football climbed to No. 13 this week in both the *Associated Press* poll and No. 17 in the US LMB coaches poll.

• The Yellow Jackets' No. 13 national ranking is their highest since they were ranked No. 8/7 in the final polls of the 2014 season.

• The No. 13 ranking is Tech's highest in the regular season since it came in at No. 12 nationally on Oct. 9, 2011

• Georgia Tech entered the top 25 in Week 4, following a 24-21 win over then-No. 12/11 Clemson that moved the Yellow Jackets to 3-0.

GEORGIA TECH IN THE NATIONAL POLLS — 2025

Week	AP	Coaches
Preseason	RV (31st - 63 pts.)	RV (37th - 27 pts.)
Week 2	RV (28th - 67)	RV (t-35th - 17)
Week 3	RV (28th - 78)	RV (34th - 26)
Week 4	No. 18 (511)	No. 19 (333)
Week 5	No. 16 (598)	No. 17 (558)
Week 6	No. 17 (549)	No. 16 (604)
Week 7	No. 13 (782)	No. 13 (819)

• Prior to Week 4 of this season, Georgia Tech had not been in the top 25 of both the AP and coaches polls in the same week since Week 4 of 2015.

• Last season, Georgia Tech was nationally ranked for the first time since '15, when it came in at No. 23 in the AP Top 25 poll on Sept. 3. The Jackets' ranking lasted only one week, as they lost 31-28 at Syracuse on Sept. 7 and never re-entered the top 25 in 2024.

• Tech has been ranked in the AP poll 312 times since the poll's inception in 1936 (the poll listed 20 teams from 1936-88, except for from 1961-67, when only 10 teams were ranked; it began ranking 25 teams in 1989).

GEORGIA TECH ALL-TIME vs. AP TOP 25

	ALL	H	A	N	BOWL
vs. ACC	35-59	22-24	12-32	1-3	0-0
vs. No. 1	2-13-1	1-4-1	1-9	0-0	0-0
vs. No. 2	0-9-1	0-5-1	0-3	0-1	0-0
vs. No. 3	1-9	0-4	1-5	0-0	0-0
vs. No. 4	3-11	2-8	1-3	0-0	0-0
vs. No. 5	3-13	1-8	2-5	0-0	0-0
vs. No. 6	5-9	3-5	1-4	1-0	1-0
vs. No. 7	3-11	2-4	0-6	1-1	1-1
vs. No. 8	5-7	3-2	1-5	1-0	1-0
vs. No. 9	6-9	3-3	1-5	1-1	1-1
vs. No. 10	5-8	0-3	1-4	4-1	3-1
vs. No. 11	4-7	1-2	1-4	2-1	2-1
vs. No. 12	6-7	3-3	2-4	1-0	1-0
vs. No. 13	6-7	2-2	3-3	1-2	1-1
vs. No. 14	2-12	1-6	1-6	0-0	0-0
vs. No. 15	4-7-1	3-5-1	0-2-1	1-0	1-0
vs. No. 16	5-3-2	4-0-1	1-3-1	0-1	0-0
vs. No. 17	11-5	7-1	2-2	2-2	2-2
vs. No. 18	6-8	4-3	2-5	0-0	0-0
vs. No. 19	7-5	2-1	3-4	2-0	2-0
vs. No. 20	2-9	1-5	1-3	0-0	0-0
vs. No. 21	2-1	2-1	0-0	0-0	0-0
vs. No. 22	2-4	2-2	0-2	0-0	0-0
vs. No. 23	3-1	1-0	2-0	0-1	0-1
vs. No. 24	1-0	0-0	1-0	0-0	0-0
vs. No. 25	1-4*	1-2	0-1	0-1*	0-0

* One win vacated due to NCAA sanctions

GEORGIA TECH vs. RANKED OPPONENTS UNDER BRENT KEY

• Georgia Tech is 7-6 against ranked opponents under head coach **Brent Key**.

• Following its win over No. 12 Clemson on Sept. 13, the Yellow Jackets are an ultra-impressive 7-1 against ranked Atlantic Coast Conference competition under Key, with four of the seven wins coming away from home.

GT VS. RANKED ACC OPPONENTS UNDER KEY

Oct. 1, 2022	at No. 24 Pitt	W, 26-21
Nov. 19, 2022	at No. 19 North Carolina	W, 21-17
Oct. 7, 2023	at No. 17 Miami (Fla.)	W, 23-20
Oct. 28, 2023	No. 17 North Carolina	W, 46-42
Aug. 24, 2024	vs. No. 10 Florida State*	W, 24-21
Sept. 21, 2024	at No. 19 Louisville	L, 31-19
Nov. 9, 2024	No. 4 Miami (Fla.)	W, 28-23
Sept. 13, 2025	No. 12 Clemson	W, 24-21

• With a pair of wins over nationally ranked teams in each of the last three seasons, the Yellow Jackets have defeated multiple ranked teams in three-consecutive seasons for the first time since 1955-57.

• Key became the second coach in Georgia Tech history to ever defeat a ranked opponent in his first game as the Yellow Jackets' head coach when the Yellow Jackets knocked off No. 24 Pitt, 26-21, on Oct. 1, 2022. Tech head coaches were previously 1-4 when facing nationally ranked teams in their GT debuts (Bill Fulcher – L, 34-3 vs. No. 15 Tennessee – 1972; Pepper Rodgers – L, 31-7 vs. No. 2 Notre Dame – 1974; Bill Curry – L, 26-3 vs. No. 2 Alabama – 1980; Mac McWhorter – W, 24-14 vs. No. 11 Stanford – 2001 Seattle Bowl; Geoff Collins – L, 52-14 vs. No. 1 Clemson – 2019).

GEORGIA TECH vs. TOP-10 OPPONENTS IN 2024

• For only the second time in program history, Georgia Tech had multiple regular-season wins over top-10 opponents in 2024 — Aug. 24 vs. No. 10 Florida State (24-21 in Dublin, Ireland) and Nov. 9 vs. No. 4 Miami (28-23 at Bobby Dodd Stadium at Hyundai Field).

• The only other season that Tech ever knocked off multiple top-10 teams in the same regular season was 1959, when the Yellow Jackets beat No. 6 SMU (16-12 - Sept. 26), No. 6 Clemson (16-6 - Oct. 3) and No. 8 Tennessee (14-7 - Oct. 10) in three-consecutive weeks.

• Tech also tied the ACC record for most regular-season wins over top-10 opponents (2) in 2024.

• The Jackets became only the ninth team in ACC history to knock off two top-10 opponents in the same regular season (joining Clemson - 1981, Florida State - 1993, Florida State - 1999, Florida State - 2000, Miami - 2004, Virginia Tech - 2004, Maryland - 2007, Florida State - 2013).

• The Yellow Jackets were one of 14 unranked teams to defeat a top-10 opponent in 2024, and the only team to do it twice.

TECH IN THE ACC STANDINGS

• Georgia Tech finished tied for fourth place in the Atlantic Coast Conference in each of the last two seasons (2023 and 2024).

• Tech is one of only two teams to finish in the top four in the ACC each of the last two seasons (joining Louisville).

• Georgia Tech's consecutive fourth-place finishes came after it was picked to finish 12th out of 14 teams in the ACC's 2023 preseason poll and 10th out of 17 teams in the league's 2024 preseason poll.

• The consecutive winning records in ACC play mark the first time since 2013 (5-3) and 2014 (6-2) that the Yellow Jackets have finished above .500 in conference action in back-to-back seasons.

2025 ACC STANDINGS

	ACC		Overall	
Virginia	3-0	1.000	5-1	.833
Duke	3-0	1.000	4-2	.667
Georgia Tech	2-0	1.000	5-0	1.000
Miami	1-0	1.000	5-0	1.000
SMU	1-0	1.000	3-2	.600
Louisville	1-1	.500	4-1	.800
California	1-1	.500	4-2	.667
Pitt	1-1	.500	3-2	.600
Stanford	1-1	.500	2-3	.400
Virginia Tech	1-1	.500	2-4	.333
NC State	1-2	.333	4-2	.667
Wake Forest	1-2	.333	3-2	.600
Syracuse	1-2	.333	3-3	.500
Clemson	1-2	.333	2-3	.400
North Carolina	0-1	.000	2-3	.400
Florida State	0-2	.000	3-2	.600
Boston College	0-3	.000	1-4	.200

2025 PRESEASON ACC POLL

Team (1st-place votes)	Points	2024 Records
1. Clemson (167)	3083	10-4 (7-1)
2. Miami (7)	2679	10-3 (6-2)
3. SMU (2)	2612	11-3 (8-0)
4. Georgia Tech (2)	2397	7-6 (5-3)
5. Louisville	2370	9-4 (5-3)
6. Duke	1973	9-4 (5-3)
7. Florida State (4)	1920	2-10 (1-7)
8. North Carolina	1611	6-7 (3-5)
9. Pitt	1571	7-6 (3-5)
10. NC State	1505	6-7 (3-5)
11. Virginia Tech (1)	1412	6-7 (4-4)
12. Syracuse	1381	10-3 (5-3)
13. Boston College	953	7-6 (4-4)
14. Virginia	871	5-7 (3-5)
15. California	659	6-7 (2-6)
16. Wake Forest	576	4-8 (2-6)
17. Stanford	426	3-9 (2-6)

OFFENSE

• Georgia Tech continues to boast one of the nation's top-20 offenses, as it comes into Saturday's game vs. Virginia Tech ranked 16th nationally in total offense at 476.0 yards per game.

• In all, Tech ranks among the top 30 nationally in seven different official statistical rankings.

OFFENSIVE STATISTICAL RANKINGS — FBS/ACC, 2025

Stat	GT	National	ACC
Sacks Allowed	0.60 pg	t-6th	1st
Rushing Offense	232.0 ypg	16th	2nd
Total Offense	476.0 ypg	16th	3rd
Completion Pct.	.698	17th	4th
Red Zone Offense	.950	20th	1st
Scoring Offense	37.0 pg	25th	4th
Tackles for Loss Allowed	4.20 pg	26th	3rd

• Even more impressively, Georgia Tech's offense is one of the nation's most explosive attacks, as the Yellow Jackets rank 12th nationally in yards per play (7.26) and are tied for fifth with 11 plays of 40-plus yards.

YARDS PER PLAY — FBS, 2025

Team	Yards Per Play
1. USC	8.53
2. Cincinnati	8.05
3. Old Dominion	7.84
4. Navy	7.71
5. Arkansas	7.70
6. Vanderbilt	7.58
7. Indiana	7.54
8. Oregon	7.47
9. Florida State	7.46
10. Ohio State	7.45
11. Texas Tech	7.41
12. Georgia Tech	7.26
Notre Dame	7.26
14. Kansas	7.15
Duke	7.15

MOST 40+ YARD PLAYS FROM SCRIMMAGE —

FBS, 2025

Team	40+ Yard Plays
1. Florida State	13
2. Air Force	12
Ohio State	12
USC	12
5. Georgia Tech	11
BYU	11
UConn	11
Mississippi State	11
NC State	11
Ole Miss	11
Vanderbilt	11

• Georgia Tech's 11 plays of 40-plus yards are just two shy of the 13 it had all of last season.

• In its last home game versus Temple (Sept. 20), Georgia Tech averaged 9.8 yards per play (468 yards on just 48 plays), which was the sixth-highest yards-per-play average in program history.

• Amazingly, the Yellow Jackets' 9.8 yards per play against Temple marked the second time in three games that Georgia Tech had one of the six-highest yards-per-play averages in modern school history (since 1948). On Sept. 13 vs. Gardner-Webb, the Yellow Jackets averaged 11.9 yards per play, the second-highest yards-per-play average in modern Tech history.

HIGHEST YARDS PER PLAY AVERAGE — GT HISTORY*

	Yards	Opponent	Date
1.	13.5	Kansas	Sept. 17, 2011
2.	11.9	Gardner-Webb	Sept. 6, 2025
3.	10.3	Western Carolina	Sept. 1, 2011
4.	9.9	Presbyterian	Sept. 8, 2012
	9.9	Duke	Oct. 29, 2016
6.	9.8	Temple	Sept. 20, 2025
7.	9.7	Alcorn State	Sept. 3, 2015
8.	9.6	Virginia	Sept. 15, 2012
9.	9.5	Air Force	Nov. 11, 1978
10.	9.1	Elon	Aug. 31, 2013

* since 1948

• Georgia Tech rushed for 307 yards against Temple, which was its second 300-yard rushing game of the season (prev.: 320 at Colorado - Aug. 29).

• Tech is one of only six NCAA Division I FBS teams that has rushed for 300 yards in multiple games this season, and one of only two teams that multiple 300-yard rushing games against FBS opponents.

MOST 300-YARD RUSHING GAMES — FBS, 2025

Team	Opponent	Date	Yards
1.	Indiana	Old Dominion*	Aug. 30 309
		Kennesaw State*	Sept. 6 313
		Indiana State	Sept. 12 301
		Illinois*	Sept. 20 312
2.	Georgia Tech	Colorado*	Aug. 29 320
		Temple*	Sept. 20 307
	Florida State	East Texas A&M	Sept. 6 361
		Kent State*	Sept. 20 498
	Jacksonville State	Liberty*	Sept. 6 338
		Murray State	Sept. 20 329
	James Madison	Weber State	Aug. 30 313
		Georgia Southern*	Sept. 27 331
	Navy	VMI	Aug. 30 464
		Tulsa*	Sept. 13 367

* FBS opponent

• In all, Georgia Tech owns two of the nation's 24 300-yard rushing games against FBS opponents this season.

• Georgia Tech's 320 yards in its season opener at Colorado (Aug. 29) remains the nation's most rushing yards against a power-conference opponent this season.

300-YARD RUSHING GAMES AGAINST FBS OPPONENTS — 2025

Team	Opponent	Date	Yards
1.	Florida State	Kent State	Sept. 20 498
2.	Missouri	Louisiana	Sept. 13 427
3.	South Florida	Charlotte	Oct. 3 407
4.	Texas St.	Eastern Michigan	Aug. 30 392
5.	Army	North Texas	Sept. 20 387
6.	Michigan	Central Michigan	Sept. 13 381
7.	Navy	Tulsa	Sept. 13 367
8.	Louisiana Tech	New Mexico State	Sept. 13 353
9.	Fresno State	Georgia Southern	Aug. 30 351
10.	Jacksonville State	Liberty	Sept. 6 338
11.	James Madison	Georgia Southern	Sept. 27 331
12.	Arkansas	Arkansas State	Sept. 6 321
13.	Georgia Tech	Colorado	Aug. 29 320
14.	Indiana	Kennesaw State	Sept. 6 313
15.	Indiana	Illinois	Sept. 20 312
	Oregon	Oklahoma State	Sept. 6 312
17.	Utah	Wyoming	Sept. 13 311
18.	USC	Georgia Southern	Sept. 6 309
19.	Indiana	Old Dominion	Aug. 30 309
20.	Georgia Tech	Temple	Sept. 20 307
	Toledo	Western Kentucky	Sept. 6 307
	Auburn	Baylor	Aug. 29 307
23.	Central Michigan	Eastern Michigan	Sept. 27 305
24.	Old Dominion	Coastal Carolina	Oct. 4 302

• Georgia Tech has rushed for at least 300 yards five times in 31 games against NCAA Division I FBS opponents since the beginning of the 2023 season, **Brent Key's** first full season as the Yellow Jackets' head coach.

300-YD RUSHING GAMES — GEORGIA TECH, SINCE 2023

Opponent	Yards	Date
1. North Carolina	371	Oct. 12, 2024
2. North Carolina	348	Oct. 28, 2023
3. Colorado	320	Aug. 29, 2025
4. Temple	307	Sept. 20, 2025
5. Virginia	305	Nov. 4, 2023

• Since 2023, Georgia Tech's four 300-yard rushing games against power-conference opponents are the most by any FBS team.

300-YARD RUSHING GAMES vs. POWER CONFERENCE OPPONENTS — SINCE 2023

Team	300-yd Games
1. Georgia Tech	4
2. Auburn	3
Kansas	3
Kansas State	3
Virginia Tech	3
West Virginia	3
7. Nine tied	2

• Prior to its five 300-yard rushing games since the beginning of the 2023 season, Tech rushed for at least 300 yards just once from 2019-2022, the first four seasons following the retirement of head coach Paul Johnson and the Yellow Jackets' departure from his vaunted spread-option offense.

• Georgia Tech has also rushed for at least 200 yards in 14 of its last 25 games (dating back to Oct. 21, 2023 vs. Boston College).

• A dominant ground game has been a predictor of Georgia Tech's success in recent seasons, as Tech has run for at least 200 yards in 19 of its last 33 wins.

• Georgia Tech amassed a whopping 680 yards of offense, including 457 through the air, in its 59-12 win over Gardner-Webb (Sept. 6).

• Georgia Tech's 680 yards of total offense against Gardner-Webb were the third-most in program history.

MOST YARDS OF TOTAL OFFENSE — GT HISTORY*

Yards	Opponent	Date
1. 768	Kansas	Sept. 17, 2011
2. 712	Presbyterian	Sept. 8, 2012
3. 680	Gardner-Webb	Sept. 6, 2025
4. 662	Western Carolina	Sept. 1, 2011
5. 655	Tennessee	Sept. 4, 2017

* since 1948

• Tech's 457 passing yards against Gardner-Webb were the second-most in school history.

MOST PASSING YARDS — GT HISTORY*

Yards	Opponent	Date
1. 486	Virginia	Nov. 10, 2001
2. 457	Gardner-Webb	Sept. 6, 2025
3. 454	Clemson	Oct. 28, 2000
4. 416	Duke	Oct. 31, 1987
5. 387	Florida State	Sept. 11, 1999
387	Maryland	Sept. 30, 1999

* since 1948

• Georgia Tech is tied for sixth nationally with just three sacks allowed in five games this season. The Yellow Jackets are one of only 18 teams nationally that have surrendered less than one sack per game.

OFFENSE

FEWEST SACKS ALLOWED — FBS, 2025

Team	Games	Sacks	Sacks/Gm	Pass Att.
1. Oregon	5	1	0.20	146
Cincinnati	5	1	0.20	141
Navy	5	1	0.20	71
4. Maryland	5	2	0.40	195
Ohio State	5	2	0.40	136
6. Georgia Tech	5	3	0.60	139
Utah	5	3	0.60	162
Army West Point	5	3	0.60	59
9. Kansas State	6	4	0.67	199
Vanderbilt	6	4	0.67	178

• Tech set school records last season for fewest total sacks allowed (9) and fewest sacks allowed per game (0.69), marks that the Yellow Jackets are on pace to top in 2025.

FEWEST SACKS ALLOWED — GEORGIA TECH HISTORY*

Season	Games	Sacks	Sacks/Gm	Pass Att/Gm
2025	4	3	0.75	24.0
2024	13	9	0.69	31.7
2014	14	11	0.78	14.5
2005	12	10	0.83	34.8
2009	14	12	0.86	12.0

* since sacks became an official NCAA statistic in 2000

• Dating back to the final two games of the 2022 season, Georgia Tech has not surrendered a sack in 16 of its last 33 games.

• Prior to allowing not allowing a sack in 16 of their last 33 games, the Yellow Jackets had surrendered at least one sack in 27-of-28 games.

• Tech has also picked up this season where it left off in 2024 in terms of completion percentage.

• The Yellow Jackets have completed 69.8% of their passes through the first five games of the season (97-of-139), which is on pace to once again shatter the school record, which was set just last year at .653.

HIGHEST COMPLETION PERCENTAGE

— GEORGIA TECH HISTORY*

Season	Games	Completions	Pass Att.	Completion %
2025	5	97	139	.698
2024	13	269	412	.653
1999	11	208	319	.652
2001	12	264	413	.639
1997	11	177	279	.634
2000	11	231	374	.618
2023	13	231	379	.609

* since 1948

• Georgia Tech's 29 completions in its last game at Wake Forest (Sept. 27) are tied for its most in a single game over the last 23 seasons (since 2003).

• Seventeen of Georgia Tech's 31 highest single-game completion totals in the last 23 seasons have come since Brent Key took the reins as head coach five games into the 2022 season.

MOST COMPLETIONS IN A GAME (SINCE 2003)

Completions	Opponent	Year	Result
1. 29	Wake Forest	2025	W, 23-20^{OT}
29	at Syracuse	2024	L, 31-28
3. 28	at Ole Miss	2023	L, 48-23
4. 27	at Virginia	2021	L, 48-40
27	at Duke	2003	L, 41-17
6. 26	at Georgia	2024	L, 44-42 ^{OT}
7. 25	vs. Vanderbilt	2024	L, 35-27
25	Georgia State	2024	W, 35-12
25	North Carolina	2005	W, 27-21
10. 24	Virginia	2023	W, 45-17
24	S.C. State	2023	W, 48-13
24	Duke	2022	W, 23-20 ^{OT}
24	Miami (Fla.)	2022	L, 35-14
24	Pitt	2020	L, 52-21
24	NC State	2003	W, 29-21
16. 23	Duke	2024	W, 24-14
23	VMI	2024	W, 59-7
23	North Carolina	2023	W, 46-42
23	Bowling Green	2023	L, 38-27
23	Clemson	2022	L, 41-10
23	at Florida State	2020	W, 16-13
22. 22	Gardner-Webb	2025	W, 59-12
22	NC State	2024	W, 30-29
22	Maryland	2007	L, 28-26
22	UConn	2004	W, 30-10
26. 21	at Virginia Tech	2024	L, 21-6
21	at Louisville	2024	L, 31-19
21	at UCF	2022	L, 27-10
21	at Miami (Fla.)	2021	L, 33-30
21	NC State	2005	L, 17-14
21	Georgia	2003	L, 34-17

Italics denotes under Key

• Georgia Tech has completed passes to at least 10 different receivers in a game seven times since the beginning of the 2023 season.

• Prior to having at least 10 different players with a reception seven times over the last two seasons, the feat had only been accomplished 16 times in the first 130 seasons of Georgia Tech football.

MOST PLAYERS WITH A RECEPTION — GT HISTORY

Players	Opponent	Date
1. 12	VMI	Sept. 14, 2024
12	Georgia	Dec. 5, 1981
3. 11	Gardner-Webb	Sept. 6, 2025
11	Georgia State	Aug. 31, 2024
11	Virginia	Nov. 9, 2000
11	Duke	Sept. 24, 1994
11	Furman	Sept. 11, 1993
11	Virginia	Sept. 19, 1992
11	Penn State	Aug. 28, 1991
11	Chattanooga	Sept. 22, 1990
11	Auburn	Oct. 18, 1986
12. 10	10 times	most recently:
	Wake Forest	Sept. 27, 2025
	Virginia	Nov. 4, 2023
	Ole Miss	Sept. 16, 2023

• Georgia Tech has scored 30 or more points 12 times since the beginning of the 2023 season (31 games), after scoring 30 or more points a total of nine times in its previous 46 games (2019-22).

• One area where Georgia Tech's offense was very uncharacteristic through the first two games of this season was in turnovers.

• The Yellow Jackets committed turnovers five turnovers over their first two games of this season. They turned the ball over on each of their first three possessions in the season opener at Colorado (Aug. 29) and both of their first two possessions against Gardner-Webb (Sept. 6).

• Last season, Georgia Tech did not commit its fifth turnover of the year until its ninth game (Oct. 26 at Virginia Tech).

• Georgia Tech has reversed the trend over its last three games, with just two turnovers in the previous three contests — zero vs. No. 12/11 Clemson (Sept. 13), one vs. Temple (Sept. 20) and one vs. Wake Forest (Sept. 27).

• The Yellow Jackets' three turnovers at Colorado were their most in a game since they had four in a 42-21 loss at Clemson on Nov. 11, 2023.

• Georgia Tech finished tied for 11th nationally (6th among Power 4 teams) with just 10 turnovers lost last season.

• Despite its five fumbles this season, Tech has lost just 12 fumbles since the beginning of the 2023 season (31 games), which is tied for the 19th-fewest in the nation.

• Georgia Tech is tied with Stanford for the second-fewest fumbles lost by current ACC teams since the beginning of the 2023, behind only Virginia (11).

FEWEST FUMBLES LOST — FBS, SINCE 2023

Team	2025	2024	2023	Total
1) Missouri	1	4	2	7
Oregon	0	5	2	7
Rutgers	0	2	5	7
4) San Diego St.	0	1	7	8
5) Fresno State	4	3	2	9
Memphis	2	2	5	9
Ole Miss	2	6	1	9
Texas A&M	0	4	5	9
9) Arizona St.	1	3	6	10
LSU	2	3	5	10
La.-Monroe	2	3	5	10
Northwestern	2	7	1	10
Utah	3	5	2	10
14) Bowling Green	1	5	5	11
FAU	2	7	2	11
Iowa State	3	5	3	11
UMass	1	6	4	11
Virginia	0	5	6	11
19) Georgia Tech	5	3	4	12
10 tied				12

• The most consistent mark of Georgia Tech's success on offense is its ability to take care of the football. Since the beginning of the 2020 season, Georgia Tech has averaged 0.9 turnovers per game in wins but has averaged 1.8 turnovers per game in losses.

• Georgia Tech's offense is guided by third-year offensive coordinator **Buster Faulkner**, who came to Tech after winning two national championships in three seasons as a quality control assistant at Georgia (2020-22).

• Faulkner boasts 20 years of experience on college football staffs, including 14 seasons as an offensive coordinator at Valdosta State (2008), Murray State (2010), Middle Tennessee (2011-15), Arkansas State (2016-18), Southern Miss (2019) and Georgia Tech (2023-pres.).

QUARTERBACKS

• Georgia Tech's offense is engineered by one of the nation's top quarterbacks in r-Sr. **Haynes King**.

• King has added to his burgeoning resume this season, particularly in marquee wins at Colorado (27-20 - Aug. 29, vs. No. 12/11 Clemson (24-21 - Sept. 13) and at Wake Forest (30-29^{OT} - Sept. 27).

• King accounted for a season-high 349 yards of total offense (243 passing, 106 rushing) and a season-high-tying three touchdowns (two rushing, one passing) in the overtime win at Wake Forest.

• In all, King accounted for 349 of Tech's 411 yards of total offense and all three of its touchdowns in the win at Wake.

OFFENSE

- King broke two school records with his performance at Wake Forest.

- King broke Georgia Tech's all-time record with his 13th game as a Yellow Jacket with a passing and a rushing touchdown at Wake Forest, surpassing Joe Hamilton's previous school record of 12 (1996-99).

MOST GAMES WITH PASSING TD/RUSHING TD — GT HISTORY

	Games	Player	Years
1.	13	Haynes King	2023-pres.
2.	12	Joe Hamilton	1996-99
3.	11	Joshua Nesbitt	2007-10
4.	10	Justin Thomas	2013-16
5.	8	Tevin Washington	2009-12
	8	Vad Lee	2012-13
	8	TaQuon Marshall	2015-18
	8	Jeff Sims	2020-22

- King broke Georgia Tech's all-time record with his sixth game as a Yellow Jacket with at least 100 passing yards and 100 rushing yards at Wake Forest, surpassing Justin Thomas' previous school record of five (2013-16).

MOST GAMES WITH 100 PASSING YDS./100 RUSHING YDS. — GT HISTORY

	Games	Player	Years
1.	6	Haynes King	2023-pres.
2.	5	Justin Thomas	2013-16
3.	4	Tevin Washington	2009-12
4.	3	TaQuon Marshall	2015-18
	3	Joshua Nesbitt	2007-10

- King owns six of the 28 100-yard passing/100-yard rushing games in Georgia Tech history.

- King accounted for 314 total yards (211 yards on 20-of-28 passing and rushing for 103 rushing yards on a career-high 25 carries) in the heart-stopping win over longtime rival Clemson.

- He was at his best in the win over Clemson in the fourth quarter. He opened the period with a 1-yard touchdown run that gave the Yellow Jackets a 21-14 lead then, after Clemson knotted the score at 21-21 with 3:26 to go in the ballgame, led the Jackets into field goal range, setting up Aidan Birr's game-winning 55-yard field goal as time expired.

- King accounted for 36 of Tech's 38 yards (18 passing, 18 rushing) on the game-winning drive against Clemson. He picked up two key first downs with runs of 9 and 4 yards on third-and-1 and third-and-2 to keep the drive alive.

- The win over No. 12/11 Clemson was King's fifth over a nationally ranked team as Georgia Tech's starting quarterback.

- In nine total games against ranked opponents, King has completed 158-of-234 passes (.675) for 1,907 yards, 10 touchdowns and just three interceptions, while also rushing for 630 yards and 10 scores.

- In all, King has accounted for 2,537 yards of total offense and 20 touchdowns in his nine games against ranked opponents at Tech. That averages out to 281.9 yards of total offense (211.9 passing, 70.0 rushing) per game with a 147.52 pass-efficiency rating.

- In the season opener at Colorado, King completed 13-of-20 passes for 146 yards and ran 19 times for a career-high 156 yards and a career-high-tying three touchdowns in the Yellow Jackets' 27-20 win.

- King's 156 rushing yards at Colorado topped his previous career high of 150, set against Boston College on Oct. 21, 2023.

- His three touchdown runs (4, 17 and 45 yards) at Colorado matched the career high that he originally set in last season's eight-overtime defeat at No. 6 Georgia (Nov. 29, 2024).

- King's 45-yard touchdown against Colorado came with 1:07 to go in the game, and proved to be the game-winner in the Yellow Jackets' 27-20 victory.

- King's game-winning TD run with 67 seconds left on the clock at Colorado marked the second-straight year that Tech scored the winning points of its season opener on its final offensive play (PK Aidan Birr's 44-yard FG as time expired were the winning points in the Jackets' 24-21 win over No. 10 Florida State in the 2024 opener in Dublin, Ireland).

- King is one of only two NCAA Division I FBS players since 2000 with at least 140 passing yards, 140 rushing yards and three touchdown runs in a season opener, joining reigning Super Bowl MVP Jalen Hurts.

140 PASSING YDS, 140 RUSHING YDS, 3 TD RUNS IN A SEASON OPENER — FBS, SINCE 2000

Player	P/R/RTD	Team	Opponent	Date
Jalen Hurts	332/176/3	Oklahoma	Houston	9/1/19
Haynes King	143/156/3	Georgia Tech	Colorado	8/29/25

- King is also one of only two ACC players since 2000 with at least 100 passing yards, 100 rushing yards and three touchdown runs in a season opener, joining fellow Yellow Jacket TaQuon Marshall.

100 PASSING YDS, 100 RUSHING YDS, 3 TD RUNS IN A SEASON OPENER — ACC, SINCE 2000

Player	P/R/RTD	Team	Opponent	Date
TaQuon Marshall	120/248/5	Georgia Tech	Tennessee	9/4/17
Haynes King	143/156/3	Georgia Tech	Colorado	8/29/25

HAYNES KING — GAME-BY-GAME

									Total
2023	Rush	Yds.	TD	C-A-I.	Yds.	TD	Off.		
Louisville	10	53	0	19-32-1	313	3	366		
S.C. State	1	0	0	21-29-0	290	4	290		
Ole Miss*	13	51	1	28-41-0	307	2	358		
Wake Forest	6	53	0	16-27-1	222	2	275		
Bowling Green	10	28	0	23-37-2	348	4	376		
Miami (Fla.)*	10	46	1	12-25-2	151	1	197		
Boston College	10	150	1	14-32-3	204	1	354		
North Carolina*	8	90	0	23-30-1	287	4	377		
Virginia	7	83	2	23-30-0	208	1	291		
Clemson	11	-3	1	13-31-4	129	2	126		
Syracuse	11	82	1	16-20-1	138	2	220		
Georgia*	10	24	2	11-20-0	158	0	182		
UCF	12	89	1	7-13-1	87	1	176		
2023 Total	120	737	10	226-367-16	2,842	27	3,579		

									Total
2024	Rush	Yds.	TD	C-A-I.	Yds.	TD	Off.		
Florida State*	14	64	0	11-16-0	146	0	210		
Georgia State	5	27	1	24-29-1	275	2	302		
Syracuse	6	67	2	29-39-0	266	1	333		
VMI	0	0	0	17-22-0	275	3	275		
Louisville*	14	58	1	21-32-0	312	0	370		
Duke	12	30	0	23-31-0	167	2	197		
North Carolina	11	107	2	11-22-0	127	0	244		
Notre Dame*	— DID NOT PLAY —								
Virginia Tech	— DID NOT PLAY —								
Miami (Fla.)*	20	93	1	6-6-0	32	1	125		
NC State	8	22	1	3-3-0	7	0	29		
Georgia*	24	110	3	26-36-0	303	2	413		
Vanderbilt	11	9	0	25-33-1	204	3	213		
2024 Total	125	587	11	196-269-2	2,114	14	2,701		

									Total
2025	Rush	Yds.	TD	C-A-I.	Yds.	TD	Off.		
Colorado	19	156	3	13-20-1	143	0	299		
Gardner-Webb	— DID NOT PLAY —								
Clemson*	25	103	1	20-28-0	211	0	304		
Temple	8	15	1	13-18-0	161	2	179		
Wake Forest	21	106	2	28-42-0	243	1	349		
2025 Total	73	380	7	74-108-1	758	3	1,138		
GT Career	318	1,704	28	496-744-19	5,714	44	7,418		
NCAA Career	338	1,748	27	596-928-29	7,050	53	8,798		

* denotes ranked opponent

- With his three 100-yard rushing performances this season, King has rushed for 100 yards five times as a Yellow Jacket.

HAYNES KING 100-YARD RUSHING GAMES — CAREER

Yds.	Opponent	Date
156	at Colorado	Aug. 29, 2025
150	Boston College	Oct. 20, 2023
110	at Georgia	Nov. 29, 2024
107	North Carolina	Oct. 12, 2024
106	at Wake Forest	Sept. 27, 2025
103	Clemson	Sept. 13, 2025

- All six of King's 100-yard rushing games have come against power-conference opponents, which is the most among all active FBS quarterbacks and three times as many as his closest competition on the list.

100-YD RUSHING GAMES vs. POWER CONFERENCE OPPONENTS — ACTIVE FBS QUARTERBACKS

	Player	Team	Games
1.	Haynes King	Georgia Tech	6
2.	Jackson Arnold	Auburn	2
	LaNorris Sellers	South Carolina	2
	Thomas Castellanos	Florida State	2
	Taylen Green	Arkansas	2
	Jake Retzlaff	Tulane	2
7.	17 Tied		1

- King is one of three FBS quarterbacks — and the only power-conference QB — with three 100-yd rushing games this season.

- King is one of only six FBS QBs with multiple 100-yard rushing games this season, and one of 27 to have rushed for 100 yards even once in a game.

- A QB has rushed for 100 yards against a power-conference opponent only 11 times this season, and three of them (27.3%) belong to King.

100-YD RUSHING GAMES — FBS QUARTERBACKS, 2025

Player	Team	Opponent	Yards
Haynes King	Georgia Tech	Colorado	156
		Wake Forest	106
		Clemson	103
Blake Horvath	Navy	Tulsa	159
		Air Force	130
		Rice	110
Liam Szarka	Air Force	Navy	152
		Hawaii	139
		Boise State	110
Taylen Green	Arkansas	Arkansas State	151
		Ole Miss	115
Jake Retzlaff	Tulane	Northwestern	113
		Duke	111
Dewayne Coleman	Army	Tarleton State	100
		North Texas	117
Braxton Woodson	Navy	VMI	180
Colton Joseph	Old Dominion	Indiana	179
Byrum Brown	USF	Charlotte	162
Caden Creel	Jacksonville St.	Southern Miss	161
Jackson Arnold	Auburn	Baylor	137
Angel Flores	Central Michigan	Eastern Michigan	134
Brad Jackson	Texas State	Arkansas State	131
D'Wanyé Winfield	Louisiana	Marshall	129
Bryson Barnes	Utah State	McNeese State	128
Nico lamaleava	UCLA	Penn State	128
Cale Hellums	Army	Kansas State	124
Chase Jenkins	Rice	Prairie View A&M	124
Chubba Purdy	Nevada	Sacramento State	115
Bryce Underwood	Michigan	Central Michigan	114
Trinidad Chambliss	Ole Miss	Tulane	112
Jacurri Brown	UCF	N.C. A&T	106
Blake Baker	Louisiana Tech	New Mexico State	103
Brendon Lewis	Memphis	Arkansas	103
Tucker Kilcrease	Troy	South Alabama	102
Amari Odom	Kennesaw St.	Arkansas State	101

OFFENSE

• King is only FBS player that is averaging at least 175 passing yards and 90 rushing yards per game this season.

AVERAGING 175 PASSING YDS/90 RUSHING YDS

PER GAME — FBS, 2025

Player	Team	Pass Avg.	Rush Avg.
Haynes King	Georgia Tech	189.5	95.0

• King's seven rushing touchdowns are tied for the most in the nation by a quarterback this season.

• Of the five QBs that have rushed for at least seven touchdowns this season, King is the only one that has done so in four games or fewer.

RUSHING TOUCHDOWNS — FBS QUARTERBACKS, 2025

Player	Team	Touchdowns
1. Haynes King	Georgia Tech	7
Rocco Becht	Iowa State	7
Mark Gronowski	Iowa	7
Jake Retzlaff	Tulane	7
Brendon Lewis	Memphis	7

• King's six 100-yard rushing games are tied for the fourth-most by a quarterback in Georgia Tech history, and are the most by a Tech QB that didn't play in Hall of Fame head coach Paul Johnson's vaunted spread option offense.

100-YD RUSHING GAMES BY A QUARTERBACK

— GT HISTORY

Player	Years	Games
1) TaQuon Marshall	2015-18	10
2) Josh Nesbitt	2007-10	8
3) Tevin Washington	2009-12	7
4) Haynes King	2023-pres.	6
Justin Thomas	2013-16	6

• With his 106 rushing yards against Wake Forest (Sept. 27), King became the sixth QB in Georgia Tech history with at least 1,700 rushing yards as a Yellow Jacket.

CAREER RUSHING YARDS BY A QB — GT HISTORY

Rushing Yds.	Player	Years
1. 2,806	Joshua Nesbitt	2007-10
2. 2,412	Justin Thomas	2013-16
3. 2,225	Tevin Washington	2009-12
4. 2,131	TaQuon Marshall	2015-18
5. 1,758	Joe Hamilton	1996-99
6. 1,704	Haynes King	2023-pres.
7. 1,451	Reggie Ball	2003-06
8. 1,152	Jeff Sims	2020-22
9. 1,136	Tobias Oliver	2018-21
10. 1,057	Vad Lee	2012-13

• With his 1-yard touchdown run against Clemson, King became the fourth QB in Georgia Tech history with 25 rushing touchdowns as a Yellow Jacket.

CAREER RUSHING TDs BY A QB — GT HISTORY

Rushing TDs	Player	Years
1. 38	Tevin Washington	2009-12
2. 35	Joshua Nesbitt	2007-10
3. 29	TaQuon Marshall	2015-18
4. 28	Haynes King	2023-pres.
5. 22	Justin Thomas	2013-16
6. 19	Shawn Jones	1989-92
7. 18	Joe Hamilton	1996-99
8. 17	Vad Lee	2012-13
9. 15	Billy Lothridge	1961-63
10. 14	Danny Myers	1973-75

• King's 28 rushing touchdowns as a Yellow Jacket are tied for seventh in school history, regardless of position.

CAREER RUSHING TDs — GT HISTORY

Rushing TDs	Player	Years
1. 45	Robert Lavette	1981-84
2. 38	Tevin Washington	2009-12
3. 35	Joshua Nesbitt	2007-10
35	Jonathan Dwyer	2007-09
5. 31	Joe Burns	1998-01
6. 29	TaQuon Marshall	2015-18
7. 28	Haynes King	2023-pres.
28	Tashard Choice	2005-07
9. 23	P.J. Daniels	2002-05
23	David Sims	2010-13

• King ranks fourth in Georgia Tech history with 7,418 yards of total offense as a Yellow Jacket.

• Should King continue to average 284.5 yards of total offense per game in 2025, he would pass Shawn Jones for the third in program history by the end of the regular season.

CAREER TOTAL OFFENSE — GT HISTORY

Total Yards	Player	Years
1. 10,640	Joe Hamilton	1996-99
(1,758 rush, 8,882 pass)		
2. 9,579	Reggie Ball	2003-06
(1,451 rush, 8,128 pass)		
3. 9,296	Shawn Jones	1989-92
(855 rush, 8,441 pass)		
4. 7,418	Haynes King	2023-pres.
(1,704 rush, 5,714 pass)		
5. 7,166	Justin Thomas	2013-16
(2,412 rush, 4,754 pass)		
6. 6,125	George Godsey	1998-01
(-12 rush, 6,137 pass)		
7. 6,082	Joshua Nesbitt	2007-10
(2,806 rush, 3,276 pass)		
8. 5,616	Jeff Sims	2020-22
(1,152 rush, 4,464 pass)		
9. 5,537	Tevin Washington	2009-12
(2,225 rush, 3,312 pass)		
10. 5,198	Mike Kelley	1978-81
(-51 rush, 5,249 pass)		

• King has five 300-yard passing games as a Yellow Jacket, which are the third-most in Georgia Tech history.

MOST CAREER 300-YARD PASSING GAMES — GT HISTORY

300-yd Games	Player	Years
1. 7	Joe Hamilton	1996-99
2. 6	George Godsey	1998-01
3. 5	Haynes King	2023-pres.
3	Jeff Sims	2020-22
5. 2	Taylor Bennett	2005-07
2	Tom Luginbill	1994
2	Michael Kelley	1978-81

• In all, King owns five of the 34 300-yard passing performances in Georgia Tech history.

• King's 44 touchdown passes at Georgia Tech rank fourth in school history.

• He needs just seven touchdown passes to move the top three in program history and 21 to match the school record of 65 by Joe Hamilton from 1996-99.

CAREER TOUCHDOWN PASSES — GT HISTORY

TD Passes	Player	Years
1. 65	Joe Hamilton	1996-99
2. 57	Reggie Ball	2003-06
3. 51	Shawn Jones	1989-92
4. 44	Haynes King	2023-pres.
5. 41	George Godsey	1998-01
5. 40	Justin Thomas	2013-16
7. 32	Eddie McAshan	1970-72
8. 30	Jeff Sims	2020-22
9. 27	John Dewberry	1983-85
10. 23	Mike Kelley	1978-81

• King is one of only five players to ever complete 400 passes as a Yellow Jacket and needs just four more to become the fourth Tech signal-caller with 500 completions.

CAREER COMPLETIONS — GT HISTORY

Completions	Player	Years
1. 662	Reggie Ball	2003-06
2. 652	Shawn Jones	1989-92
3. 629	Joe Hamilton	1996-99
4. 496	Haynes King	2023-pres.
5. 484	George Godsey	1998-01

• King owns the highest career completion percentage in Georgia Tech history.

CAREER COMPLETION PERCENTAGE

— GEORGIA TECH HISTORY (MIN. 100 COMP.)

Comp.%	Player	Years
1. .667	Haynes King	2023-pres.
2. .633	George Godsey	1998-01
3. .617	Joe Hamilton	1996-99
4. .582	John Dewberry	1983-85
5. .576	A.J. Suggs	2002-03

• Including his three seasons at Texas A&M (2020-22) before transferring Georgia Tech in 2023, King ranks among the nation's active career leaders in passing yards, rushing yards by a quarterback, rushing touchdowns by a QB, total offense and completion percentage.

ACTIVE CAREER PASSING YARDS — FBS

Yards	Player	Team
1. 9,950	E.J. Warner	Fresno State
2. 9,125	Carson Beck	Miami (Fla.)
3. 8,649	Nicholas Vattiato	Middle Tennessee
4. 8,430	Cade Klubnik	Clemson
5. 8,346	Taylen Green	Arkansas
6. 8,248	Jalon Daniels	Kansas
7. 8,245	Mike Keene	Michigan
8. 8,219	Joey Aguilar	Tennessee
9. 8,125	Diego Pavia	Vanderbilt
10. 8,107	Rocco Becht	Iowa State
11. 8,021	Dequan Finn	Miami (Ohio)
12. 7,891	Tyler Van Dyke	SMU
13. 7,749	Blake Shapen	Mississippi State
14. 7,674	Josh Hoover	TCU
15. 7,635	Chandler Morris	Virginia
16. 7,619	Behren Morton	Texas Tech
17. 7,296	Noah Fifita	Arizona
18. 7,293	Haynes King	Georgia Tech
19. 7,265	Drew Allar	Penn State
20. 6,938	Brayden Fowler-Nicolosi	Colorado State

ACTIVE CAREER RUSHING YARDS BY A QB — FBS

Rushing Yds.	Player	Team
1. 2,584	Diego Pavia	Vanderbilt
2. 2,219	Kaidon Salter	Colorado
3. 2,116	Dequan Finn	Miami (Ohio)
4. 2,069	Taylen Green	Arkansas
5. 1,999	Brendon Lewis	Memphis
6. 1,914	Blake Hovath	Navy
7. 1,854	Haynes King	Georgia Tech
8. 1,752	Devon Dampier	Utah
9. 1,701	Thomas Castellanos	Florida State
10. 1,672	Parker Navarro	Ohio

ACTIVE CAREER RUSHING TDs BY A QB — FBS

Rushing TDs	Player	Team
1. 29	Haynes King	Georgia Tech
29	Taylen Green	Arkansas
3. 28	Dequan Finn	Miami (Ohio)
4. 26	Kaidon Salter	Colorado
5. 25	Devon Dampier	Utah

ACTIVE CAREER RUSHING TDs — FBS

Rushing TDs	Player	Team	Pos.
1. 37	Nicholas Singleton	Penn State	RB
2. 34	C.J. Donaldson Jr.	Ohio State	RB
3. 30	Kaytron Allen	Penn State	RB
4. 29	Haynes King	Georgia Tech	QB
29	Taylen Green	Arkansas	QB
29	Jonah Coleman	Washington	RB

OFFENSE

ACTIVE CAREER TOTAL OFFENSE — FBS

	Yards	Player	Team
1.	10,709	Diego Pavia	Vanderbilt
2.	10,145	Taylen Green	Arkansas
3.	10,137	Dequan Finn	Miami (Ohio)
4.	9,986	E.J. Warner	Fresno State
5.	9,528	Jalon Daniels	Kansas
6.	9,388	Carson Beck	Miami (Fla.)
7.	9,270	Cade Klubnik	Clemson
8.	9,147	Haynes King	Georgia Tech
9.	9,139	Nicholas Vattiatto	Middle Tennessee
10.	9,009	Kaidon Salter	Colorado

ACTIVE CAREER COMPLETION PCT.

— FBS (MIN. 425 COMP.)

	Pct.	Player	Team
1.	.691	Jacob Zeno	Texas A&M
2.	.687	Carson Beck	Miami (Fla.)
3.	.678	Mikey Keene	Michigan
4.	.675	Fernando Mendoza	Indiana
5.	.668	Caden Veltkamp	Florida Atlantic
6.	.659	Kevin Jennings	SMU
7.	.652	Josh Hoover	TCU
8.	.651	Noah Fifita	Arizona
9.	.650	Chandler Morris	Virginia
10.	.648	Nicholas Vattiatto	Middle Tennessee
11.	.647	Blake Shapen	Mississippi State
12.	.643	Haynes King	Georgia Tech
13.	.639	Luke Altmyer	Illinois
14.	.637	Tyler Van Dyke	SMU
15.	.635	Anthony Colandrea	UNLV

• King's 2,842 passing yards in 2023 were the fourth-most in Georgia Tech single-season history, just 243 shy of the school record of 3,085 set by George Godsey in 2001.

• King owns two of the top 14 single-season passing totals in Georgia Tech history.

SINGLE-SEASON PASSING YARDS — GT HISTORY

	Passing Yards	Player	Year
1.	3,085	George Godsey	2001
2.	3,060	Joe Hamilton	1999
3.	2,906	George Godsey	2000
4.	2,842	Haynes King	2023
5.	2,397	Shawn Jones	1992
6.	2,314	Joe Hamilton	1997
7.	2,288	Shawn Jones	1991
8.	2,424	A.J. Suggs	2002
9.	2,166	Joe Hamilton	1998
10.	2,165	Reggie Ball	2005
11.	2,147	Reggie Ball	2004
12.	2,136	Taylor Bennett	2007
13.	2,128	Tommy Luginbill	1994
14.	2,114	Haynes King	2024
15.	2,051	Mike Kelley	1979

• King's 3,579 yards of total offense in 2023 were the second-most in Georgia Tech single-season history, just 215 shy of the school record of 3,794, set by Joe Hamilton in 1999.

• King has two of the top eight seasons in Georgia Tech history in terms of total yards.

SINGLE-SEASON TOTAL OFFENSE — GT HISTORY

	Total Yards	Player	Year
1.	3,794	Joe Hamilton	1999
	(734 rush, 3,060 pass)		
2.	3,579	Haynes King	2023
	(737 rush, 2,842 pass)		
3.	3,094	George Godsey	2000
	(11 rush, 3,083 pass)		
4.	3,040	George Godsey	2001
	(-45 rush, 3,085 pass)		
5.	2,805	Justin Thomas	2014
	(1,086 rush, 1,719 pass)		
6.	2,792	Joe Hamilton	1997
	(478 rush, 2,314 pass)		
7.	2,738	Joshua Nesbitt	2009
	(1,037 rush, 1,701 pass)		
8.	2,701	Haynes King	2024
	(587 rush, 2,114 pass)		
9.	2,649	Shawn Jones	1991
	(361 rush, 2,288 pass)		
10.	2,638	Tevin Washington	2011
	(987 rush, 1,652 pass)		

• King's 27 touchdown passes in 2023 were the second-most in Georgia Tech single-season history, just two shy of the single-season school record of 29, set by Joe Hamilton in 1999, when he finished second in voting for the Heisman Trophy.

SINGLE-SEASON TOUCHDOWN PASSES — GT HISTORY

	TD Passes	Player	Year
1.	29	Joe Hamilton	1999
2.	27	Haynes King	2023
3.	23	George Godsey	2000
4.	20	Reggie Ball	2006
5.	18	Justin Thomas	2014
	18	George Godsey	2001

• King owns two of the top six single-season pass completion totals in Georgia Tech history.

SINGLE-SEASON PASS COMPLETIONS — GT HISTORY

	Completions	Player	Year
1.	249	George Godsey	2001
2.	226	Haynes King	2023
3.	222	George Godsey	2000
4.	208	A.J. Suggs	2002
5.	203	Joe Hamilton	1999
6.	196	Haynes King	2024
7.	190	Shawn Jones	1992
8.	182	Tommy Luginbill	1994
	182	Reggie Ball	2005
10.	181	Reggie Ball	2003

• King's .729 completion percentage last season (196-for-269) were Georgia Tech and ACC single-season records.

• King's .729 completion percentage shattered the previous single-season school record of .666, set by Joe Hamilton in 1999, when he finished second in voting for the Heisman Trophy.

SINGLE-SEASON COMPLETION PERCENTAGE — GT HISTORY (MIN. 50 COMP.)

	Comp.%	Player	Year
1.	.729	Haynes King	2024
2.	.666	Joe Hamilton	1999
3.	.648	George Godsey	2001
4.	.646	Joe Hamilton	1997
5.	.636	George Godsey	2000
6.	.616	Haynes King	2023
7.	.612	John Dewberry	1984
8.	.601	Jeff Sims	2021
9.	.600	Pepper Rodgers	1953
10.	.586	Kim King	1965

SINGLE-SEASON COMPLETION PERCENTAGE — ACC HISTORY

	Comp.%	Player (School)	Year
1.	.729	Haynes King (Georgia Tech)	2024
2.	.724	Riley Skinner (Wake Forest)	2007
3.	.720	Philip Rivers (NC State)	2003
4.	.697	Matt Schuab (Virginia)	2003
5.	.695	Charlie Ward (Florida State)	1993

• King owns two of the top seven single-season rushing TD totals by a QB in Georgia Tech history.

SINGLE-SEASON RUSHING TDs BY A QB — GT HISTORY

	Rushing TDs	Player	Year
1.	20	Tevin Washington	2012
2.	18	Joshua Nesbitt	2009
3.	17	TaQuon Marshall	2017
4.	14	Tevin Washington	2011
5.	11	Haynes King	2024
	11	Tobias Oliver	2018
7.	10	Haynes King	2023
	10	Joshua Nesbitt	2010
9.	9	Vad Lee	2012
	9	Billy Lothridge	1962

• King threw for at least 300 yards three times in 2023, good for the third-most in Georgia Tech single-season history.

SINGLE-SEASON 300-YARD PASSING GAMES

— GT HISTORY

	300-yd Games	Player	Year
1.	6	Joe Hamilton	1999
2.	4	George Godsey	2000
3.	3	Haynes King	2023
4.	2	Jeff Sims	2021
	2	George Godsey	2001

• King turned in one of the most memorable performances in the illustrious history of the "Clean, Old-Fashioned Hate" rivalry when he completed 26-of-36 passes for 303 yards and two touchdowns and ran 24 times for 110 yards and three more scores last season at No. 6 Georgia (Nov. 29, 2024).

• King's 413 yards of total offense (303 passing, 110 rushing) last season against Georgia was the sixth-highest single-game total in Georgia Tech history and the most by a Yellow Jacket since Justin Thomas accounted for 459 yards of offense against Duke on Oct. 29, 2016.

• With his 413 total yards at UGA, King became only the fifth player in Georgia Tech history to account for at least 400 yards of offense in a game, joining Joe Hamilton (four times - 1999), George Godsey (two times - 2000-01), Darrell Gast (one time - 1987) and Thomas.

• In just 28 games as a Yellow Jacket, King has recorded five of the 20 highest single-game total offense yards in school history.

SINGLE-GAME TOTAL OFFENSE YARDS — GT HISTORY

	Total Yds.	Player	Opponent	Date
1.	477	George Godsey	Virginia	11/10/01
2.	474	Joe Hamilton	Maryland	9/30/99
3.	459	Justin Thomas	Duke	10/29/16
4.	450	George Godsey	Clemson	10/28/00
5.	435	Joe Hamilton	Georgia	11/27/99
6.	413	Haynes King	Georgia	11/29/24
7.	412	Darrell Gast	Duke	10/31/87
8.	410	Joe Hamilton	Clemson	11/13/99
9.	405	Joe Hamilton	Florida State	9/11/99
10.	397	Jeff Sims	Pittsburgh	10/2/21
11.	387	Aaron Philo	Gardner-Webb	9/6/25
	387	Joe Hamilton	Duke	10/16/99
13.	377	Haynes King	North Carolina	10/28/23
14.	376	Haynes King	Bowling Green	9/30/23
	376	Michael Kelley	Navy	11/17/79
16.	370	Haynes King	Louisville	9/21/24
17.	369	TaQuon Marshall	Tennessee	9/4/17
18.	368	Joe Hamilton	Virginia	11/8/97
19.	367	Reggie Ball	NC State	10/6/05
20.	366	Haynes King	Louisville	9/1/03

• King's three games with at least four touchdown passes as a Yellow Jacket are tied with Joe Hamilton (1996-99) for the most in Georgia Tech history.

SINGLE-GAME TOUCHDOWN PASSES — GT HISTORY

	TD Passes	Player	Opponent	Date
5		Eddie McAshan	Rice	9/30/72
5		Joe Hamilton	Clemson	11/13/99
4		Eddie Prokop	Tulane	11/13/43
4		Frank Broyles	Tulane	11/11/44
4		Darrell Crawford	Auburn	10/20/51
4		Shawn Jones	Maryland	10/7/89
4		Shawn Jones	Georgia	12/1/90
4		Tom Luginbill	Western Carolina	9/10/94
4		Joe Hamilton	Florida State	9/11/99
4		Joe Hamilton	Georgia	11/27/99
4		George Godsey	Wake Forest	10/14/09
4		Reggie Ball	Clemson	9/11/04
4		Reggie Ball	NC State	11/4/06
4		Vad Lee	Duke	9/14/13
4		Justin Thomas	Georgia Southern	9/13/14
4		Jordan Yates	Kennesaw State	9/11/21
4		Haynes King	South Carolina St.	9/9/23
4		Haynes King	Bowling Green	9/30/23
4		Haynes King	North Carolina	10/28/23
3		40 times, most recently:		
		Haynes King	Vanderbilt	12/27/24

OFFENSE

• King's five touchdowns responsible for last season at Georgia (three rushing, two passing) matched a Georgia Tech single-game record.

• King is the first player in Georgia Tech history to throw for multiple touchdowns while rushing for at least three in a single game.

SINGLE-GAME TDs RESPONSIBLE FOR — GT HISTORY

TDs (Rush/Pass)	Player	Opponent	Date
5 (3/2)	Haynes King	Georgia	11/29/24
5 (0/5)	Eddie McAshan	Rice	9/30/72
5 (1/4)	Joe Hamilton	Florida State	9/11/99
5 (0/5)	Joe Hamilton	Clemson	11/13/99
5 (1/4)	Vad Lee	Duke	9/14/13
5 (1/4)	Justin Thomas	Ga. Southern	9/13/14

• King is one of only two players in Georgia Tech history that has completed at least 80% of his passes in a game with at least 20 attempts, a feat that he has accomplished twice.

SINGLE-GAME COMPLETION PERCENTAGE

— GT HISTORY (MIN. 20 ATT.)

Comp.%	Player	Opponent	Date
.880 (22-25)	Joe Hamilton	Florida State	9/11/99
.828 (24-29)	Haynes King	Georgia State	8/31/24
.809 (17-21)	Joe Hamilton	Maryland	11/22/97
.808 (21-26)	Joe Hamilton	Virginia	11/8/97
.800 (16-20)	Haynes King	Syracuse	11/18/23

• King holds four of the five highest single-game completion percentages in Georgia Tech history for passers with at least 30 attempts.

SINGLE-GAME COMPLETION PERCENTAGE

— GT HISTORY (MIN. 30 ATT.)

Comp.%	Player	Opponent	Date
.784 (29-37)	George Godsey	Virginia	11/9/00
.767 (23-30)	Haynes King	North Carolina	10/28/23
.767 (23-30)	Haynes King	Virginia	11/4/23
.758 (25-33)	Haynes King	Vanderbilt	12/27/24
.742 (23-31)	Haynes King	Duke	10/5/24
.733 (22-30)	Joe Hamilton	Clemson	11/13/99
.733 (22-30)	Joe Hamilton	Duke	11/15/97

• King holds three of the seven highest single-game completion totals in Georgia Tech history, and three of the six highest single-game completion totals without an interception in school history.

SINGLE-GAME COMPLETIONS — GT HISTORY

Completions	Player	Opponent	Date
39	George Godsey	Virginia	11/10/01
35*	George Godsey	Clemson	10/28/00
29*	Haynes King	Syracuse	9/7/24
29*	George Godsey	Virginia	11/9/00
28*	Haynes King	Ole Miss	9/16/23
28*	Haynes King	Wake Forest	9/27/25
28*	A.J. Suggs	Maryland	10/17/02

* Without an INT

• King made a record-breaking debut in the White and Gold, throwing for 313 yards and three touchdowns on 19-of-32 passing in in the 2023 season opener against Louisville.

• King's 313 passing yards in the 2023 opener against Louisville marked the first time that a Georgia Tech player ever threw for 300 yards in his GT debut.

• In 2024, King became the only NCAA Division I FBS player in the last 69 seasons (since 1956) with at least 2,000 passing yards, 10 touchdown passes, a 70% completion percentage and two or fewer interceptions in a season.

• In 2023, King was one of only two Power Five conference players that had at least 2,800 passing yards, 700 rushing yards, 25 touchdown passes and 10 touchdown runs, joining Heisman Trophy winner and the eventual No. 2 pick in the 2024 NFL Draft, Jayden Daniels (LSU).

2,800 PASS YDS, 700 RUSH YDS, 25 TD PASSES, 10 TD RUNS — POWER FIVE CONFERENCES, 2023

Player	Team	Pass Yds.	Rush Yds.	Pass TD	Rush TD
Jayden Daniels	LSU	3,812	1,134	40	10
Haynes King	GT	2,842	737	27	10

• Since 2000, the only other ACC players that have matched King's 2,800 passing yards, 700 rushing yards, 25 touchdown passes and 10 touchdown runs in a season are Louisville Heisman Trophy winner Lamar Jackson (2016 and 2017), Virginia Tech's Jerod Evans (2016) and Clemson's Deshaun Watson (2015).

2,800 PASS YDS, 700 RUSH YDS, 25 TD PASSES, 10 TD RUNS — ACC, SINCE 2000

Player	Team	Year(s)
Haynes King	Georgia Tech	2023
Lamar Jackson	Louisville	2016, 2017
Jerod Evans	Virginia Tech	2016
Deshaun Watson	Clemson	2015

• Georgia Tech has a luxury that few teams around college football can claim, as it has two elite signal-callers on its roster in King and r-Fr. **Aaron Philo**.

• Philo made a historic first-career start in Week 2 against Gardner-Webb on Sept. 6.

• Philo completed 21-of-28 passes for 373 yards in his starting debut against Gardner-Webb.

- Philo's 373 passing yards against Gardner-Webb were:
 - the most ever by a freshman at Georgia Tech (true or redshirt);
 - the most ever by a Yellow Jacket in his first-career start;
 - the sixth-most in Georgia Tech history;
 - the most by a Yellow Jacket since George Godsey's school-record 486 yards at Virginia in 2001.

MOST SINGLE-GAME PASSING YARDS — GT HISTORY

Yards	Player	Opponent	Date
1. 486	George Godsey	Virginia	11/10/01
2. 454	George Godsey	Clemson	10/28/00
3. 416	Darrell Gast	Duke	10/31/87
4. 387	Joe Hamilton	Florida State	9/11/99
387	Joe Hamilton	Maryland	9/30/99
6. 373	Aaron Philo	Gardner-Webb	9/6/25
7. 371	Eddie McAshan	Rice	9/30/72
8. 361	Michael Kelley	Navy	11/17/79
9. 359	Jeff Sims	Pitt	10/2/21
10. 354	George Godsey	Maryland	11/18/00

• Philo played in five games as a true freshman in 2024 (four regular season plus Birmingham Bowl). By appearing in just four regular-season games, he maintained the year of eligibility.

• Philo had a coming out party with 322 yards of total offense (265 passing, 57 rushing) in last season's 30-29 win over NC State (Nov. 21, 2024).

• Despite splitting time with King, Philo's 265 passing yards last season against NC State were the third-most by a Georgia Tech true freshman since 2000.

SINGLE-GAME PASSING YARDS BY A TRUE FRESHMAN — GT SINCE 2000

Pass Yards	Player	Opponent	Date
283	Reggie Ball	NC State	10/4/03
277	Jeff Sims	Florida State	9/12/20
265	Aaron Philo	NC State	11/21/24
253	Zach Pyron	Virginia Tech	11/5/22
259	Jeff Sims	Louisville	10/9/20
248	Reggie Ball	Clemson	9/20/03
247	Reggie Ball	Duke	11/8/03
244	Jeff Sims	UCF	9/19/20
238	Jeff Sims	Pitt	12/10/20
230	Jaybo Shaw	Duke	10/4/08

• Philo's 322 yards of total offense last season against NC State were also the third-most by a Georgia Tech true freshman since 2000.

SINGLE-GAME YARDS OF TOTAL OFFENSE BY A TRUE FRESHMAN — GT SINCE 2000

Total Yards	Player	Opponent	Date
341	Jeff Sims	Florida State	9/12/20
326	Jeff Sims	UCF	9/19/20
322	Aaron Philo	NC State	11/21/24
319	Zach Pyron	Virginia Tech	11/5/22
313	Jeff Sims	Louisville	10/9/20
276	Reggie Ball	NC State	10/4/03
273	Reggie Ball	Duke	11/8/03
254	Jeff Sims	Duke	11/28/20
254	Reggie Ball	Clemson	9/20/03
252	Jeff Sims	Pitt	12/10/20

• Philo's 19 completions against NC State are tied for the fourth-most by a Georgia Tech true freshman since 2000.

SINGLE-GAME COMPLETIONS BY A TRUE FRESHMAN — GT SINCE 2000

Comp.	Player	Opponent	Date
27	Reggie Ball	Duke	11/8/03
24	Reggie Ball	NC State	10/4/03
23	Jeff Sims	Florida State	9/12/20
19	Aaron Philo	NC State	11/21/24
19	Zach Pyron	Virginia Tech	11/5/22
19	Reggie Ball	Clemson	9/20/03
18	Zach Pyron	Florida State	10/29/22
18	Jeff Sims	UCF	9/19/20
17	Jeff Sims	Pitt	12/10/20
16	Reggie Ball	Virginia	11/22/03

• Last season's performance against NC State included Philo leading the Yellow Jackets on a seven-play, 75-yard drive that spanned 1:08, capped by a 18-yard touchdown run with 22 seconds remaining that lifted Tech to a 30-29 come-from-behind victory over the Wolfpack.

• Philo was responsible for all 75 yards on last season's game-winning drive against NC State, completing 4-of-4 passes for 33 yards and running three times for 42 yards and the go-ahead score.

• Philo was the nation's highest-graded quarterback of the week by *Pro Football Focus* (93.7 grade) following last season's performance versus NC State.

• Another redshirt freshman QB, **Graham Knowles**, made his collegiate debut against Gardner-Webb on Sept. 6.

• Knowles only threw one pass in his collegiate debut, but it was a historic one, as it was the seventh-longest pass completion in Georgia Tech history, an 84-yard touchdown to WR **Dean Patterson**.

LONGEST PASS COMPLETIONS — GT HISTORY

YDS	QB/RECEIVER	OPP.	DATE
1. 96 (t)	Brandon Shaw to Charlie Rogers	UCF	10/26/96
2. 90 (t)	Ted Peebles to Drew Hill	Duke	9/9/78
3. 88 (t)	Jaybo Shaw to Demaryius Thomas	Duke	10/4/08
4. 87 (t)	Darrell Gast to Greg Lester	Duke	10/31/87
87 (t)	Joshua Nesbitt to Embry Peebles	Vanderbilt	10/31/09
6. 86 (t)	Tobias Oliver to Qua Searcy	N. Carolina	11/3/18
7. 84 (t)	Graham Knowles to Dean Patterson	Gardner-Webb	9/6/25
8. 83 (t)	Justin Thomas to Clinton Lynch	N. Carolina	11/5/16
9. 82 (t)	Shawn Jones to Keenan Walker	Maryland	10/12/91
82 (t)	Tevin Washington to Stephen Hill	W. Carolina	9/1/11
82 (t)	Vad Lee to Jeff Greene	Presbyterian	9/8/12

• Knowles' first-career pass was Georgia Tech's longest completion since Nov. 3, 2018, when QB Tobias Oliver connected with RB Qua Searcy for an 86-yard touchdown at North Carolina.



OFFENSE

• Hosley also has 32 yards on five receptions, giving him a total of 287 yards from scrimmage in his first five games as a Yellow Jacket (57.4 ypg).

• Hosley had a breakout performance against Gardner-Webb in Week 2 (Sept. 6), rushing for 100 yards on just nine carries (11.1 avg.) and two touchdowns (55 and 5 yards).

• The 100-yard rushing game was Hosley's first as a Yellow Jacket, but 11th of his career. He eclipsed the 100-yard mark 10 times in two seasons at Penn (2023-24).

• Hosley had another two-touchdown game against Temple (Sept. 20), scoring from 34 and 2 yards out.

• Hosley averaged a whopping 11.8 yards per rush against Temple with 59 yards on just five carries.

• Hosley totaled 2,250 yards from scrimmage (1,915 rushing, 335 receiving) and 17 touchdowns (16 rushing, one receiving) in two seasons at Penn.

• In 2024, Hosley ran for 1,192 yards and led the Ivy League in rushing yards, carries (191), rushing touchdowns (9), yards per rush (6.2) and yards per game (119.2).

• Hosley averaged 100.8 rushing yards per game and 6.1 yards per carry over 19 games with the Quakers.

• r-Sr. **Daylon Gordon** scored the first touchdown of his career on a 47-yard run versus Temple (Sept. 20).

• The 47-yard run was nearly six times longer than his previous career rushing total of 8 yards.

• True Fr. **J.P. Powell** nearly scored his second-career TD against Temple too, but came up just short of paydirt on his 61-yard run on the final play of the game.

• Powell's 61-yard run against Temple is Georgia Tech's longest rush of the season.

• Powell found paydirt for the first time in his career when he scored from 1 yard out against Gardner-Webb (Sept. 6).

• The Yellow Jackets' RB room will get even deeper when 6-foot-2, 225-pound r-Fr. **Trelain Maddox** and Jr. **Chad Alexander** return from injury.

• Maddox saw action in just two games as a true freshman in 2024 and one game as a redshirt freshman this season due to injury. He ran for 67 yards and averaged 5.7 yards per carry in his limited playing time as a true freshman.

• A former walk-on who earned a scholarship midway through last season, Alexander ran 58 times for 280 yards as a sophomore in 2024.

WIDE RECEIVERS

• Georgia Tech's embarrassment of riches on the offensive side of the ball extends to wide receiver, led by r-Sr. **Malik Rutherford**.

• Rutherford has a legitimate shot of becoming Georgia Tech's all-time leader in receptions, as he needs just 44 catches to break the school record for career receptions of 195, held by Kelly Campbell (1998-01).

• Rutherford's 152 career receptions are the most by a Yellow Jacket since College and Pro Football Hall of Famer Calvin Johnson caught 178 passes at Tech from 2004-06.

CAREER RECEPTIONS — GT HISTORY

	Receptions	Player	Years
1.	195	Kelly Campbell	1998-2001
2.	178	Calvin Johnson	2004-06
3.	174	Jonathan Smith	2000-03
4.	171	Kerry Watkins	1999-2002
5.	165	Harvey Middleton	1994-97
6.	152	Malik Rutherford	2021-pres.
7.	122	Will Glover	1999-2002
8.	115	Bobby Rodriguez	1989-92
	115	Jerry Mays	1985-89
10.	114	Robert Lavette	1981-84

• Rutherford's 62 receptions last season were also the sixth-most in Georgia Tech history and the most by a Yellow Jacket since College and Pro Football Hall of Famer Calvin Johnson caught 76 passes in 2006.

SINGLE-SEASON RECEPTIONS — GT HISTORY

	Receptions	Player	Year
1.	78	Jonathan Smith	2003
2.	76	Calvin Johnson	2006
3.	71	Kerry Watkins	2002
4.	69	Kelly Campbell	1999
5.	64	Harvey Middleton	1996
6.	62	Malik Rutherford	2024
7.	61	John Sias	1968
8.	60	Nate McCollum	2022
9.	59	Kelly Campbell	2000
10.	56	Kelly Campbell	2001

• Rutherford broke into Georgia Tech's all-time top 10 for career receiving yards when he hauled in five catches for 38 yards at Wake Forest (Sept. 27).

• Rutherford is 36 yards shy of passing Bobby Rodriguez (1989-92) for the ninth in Georgia Tech history.

CAREER RECEIVING YARDS — GT HISTORY

	Yards	Player	Years
1.	2,927	Calvin Johnson	2004-06
2.	2,907	Kelly Campbell	1998-2001
3.	2,680	Kerry Watkins	1999-2002
4.	2,291	Harvey Middleton	1994-96
5.	2,238	Jonathan Smith	2000-03
6.	2,135*	Demaryius Thomas	2007-09
7.	1,833	Dez White	1997-99
8.	1,727	John Sias	1966-68
9.	1,681	Bobby Rodriguez	1989-92
10.	1,646	Malik Rutherford	2021-pres.
11.	1,639	Derrick Steagall	1993-97
12.	1,633	Jimmy Robinson	1972-74
	1,633	Greg Lester	1987-91
14.	1,492	Ricky Jeune	2014-17
15.	1,468	Eric Singleton, Jr.	2023-24

* - Per NCAA sanctions, Demaryius Thomas' statistics from the final three games of the 2009 season are not included in official records (seven receptions, 204 yards, two touchdowns)

• Rutherford had a streak of 29-straight games with a reception coming into this season. Unfortunately, that streak was snapped in the season opener at Colorado, as he left the game following a 13-yard run on the game's first play.

• Rutherford's 29-consecutive games with a catch was the fourth-longest streak in Georgia Tech history.

CONSECUTIVE GAMES WITH A RECEPTION — GT HISTORY

	Games	Player	Years
1.	40	Harvey Middleton	1994-97
2.	32	Kelly Campbell	1999-01
3.	30	Calvin Johnson	2004-06
4.	29	Malik Rutherford	2022-24
	29*	Demaryius Thomas	2008-09
	29	Kerry Watkins	2000-02
7.	27	Robert Lavette	1981-83
8.	24	Dez White	1997-99
	24	Jerry Mays	1986-89
10.	20	Marlon Heggs	1979-80
	20	John Sias	1967-68

• Rutherford's 29-consecutive games with a reception was also tied for the sixth-longest active streak in the nation and the second-longest active streak in the ACC when it was snapped in the season opener at Colorado.

MALIK RUTHERFORD — GAME-BY-GAME

2021	Rec.	Yds.	TD	Avg.	Long
Kennesaw State	0	0	0	0.0	0
Pitt	5	62	0	12.4	24
Duke	0	0	0	0.0	0
2021 Total	5	62	0	12.4	24

2022	Rec.	Yds.	TD	Avg.	Long
Clemson	1	10	0	10.0	10
Western Carolina	1	0	0	0.0	0
Ole Miss	4	52	0	13.0	38
UCF	2	31	0	15.5	29
Pitt	0	0	0	0.0	0
Duke	1	-1	0	-1.0	0
Virginia	2	4	0	2.0	6
Florida State	1	14	0	14.0	14
Virginia Tech	0	0	0	0.0	0
Miami (Fla.)	2	33	0	16.5	27
North Carolina	6	68	0	11.3	21
Georgia	3	14	0	4.7	13
2022 Total	23	225	0	9.8	38

2023	Rec.	Yds.	TD	Avg.	Long
Louisville	5	85	0	17.0	55
S.C. State	5	60	0	12.0	19
Ole Miss	4	34	0	8.5	17
Wake Forest	2	11	0	5.5	13
Bowling Green	6	67	1	11.2	20
Miami (Fla.)	3	33	0	11.0	30
Boston College	3	43	0	14.3	17
North Carolina	6	83	2	13.8	42
Virginia	3	16	0	5.3	11
Clemson	1	-4	0	-4.0	0
Syracuse	3	14	0	4.7	7
Georgia	3	20	0	6.7	12
UCF	2	40	1	20.0	41
2023 Total	46	502	4	10.9	55

2024	Rec.	Yds.	TD	Avg.	Long
Florida State	4	66	0	16.5	42
Georgia State	7	131	1	18.7	52
Syracuse	7	38	0	5.4	15
VMI	4	50	1	12.5	35
Louisville	7	113	0	16.1	45
Duke	8	76	0	9.5	24
North Carolina	3	35	0	11.7	18
Notre Dame	4	32	0	8.0	16
Virginia Tech	6	53	0	8.8	21
Miami (Fla.)	4	28	1	7.0	16
NC State	1	5	0	5.0	5
Georgia	4	43	0	10.7	24
Vanderbilt	3	32	0	10.6	20
2024 Total	62	702	3	11.3	52

2025	Rec.	Yds.	TD	Avg.	Long
Colorado	0	0	0	0	0
Gardner-Webb	5	62	0	12.4	26
Clemson	4	22	0	5.5	9
Temple	2	33	1	16.5	24
Wake Forest	5	38	0	7.6	19
2025 Total	16	155	1	9.7	26
Career	152	1,646	8	10.8	55

• Like at running back, Georgia Tech has a treasure trove of depth in its wide receivers room, led by r-Sr. **Eric Rivers**.

• With a catch in all five games this season, Rivers has extended his own streak of consecutive games with a reception to 26-straight games, which is tied for the 15th-longest active streak in FBS and is the longest active streak among current ACC players.

OFFENSE

ACTIVE CONSECUTIVE GAMES WITH A RECEPTION —
NCAA DIVISION I FBS

Games	Player	Team
1. 43	Elijah Sarratt	Indiana
2. 38	Jyrin Johnson	Bowling Green
3. 36	Kole Wilson	Baylor
4. 34	Kevin Coleman, Jr.	Missouri
34	Raylen Sharpe	Arkansas
6. 32	Junior Vandeross III	Toldeo
32	Malachi Fields	Notre Dame
32	Joseph Manjack IV	TCU
9. 31	Chase Roberts	BYU
12. 30	Pofele Ashlock	Hawaii
13. 29	Eric Singleton, Jr.	Auburn
14. 28	Eric Weatherly	Ball State
15. 26	Eric Rivers	Georgia Tech
26	Coy Eakin	Texas Tech

Research courtesy of University of Tulsa

• Rivers has racked up 291 all-purpose yards — 207 receiving, 46 rushing and 38 on punt returns — in his first five games as a Yellow Jacket (58.2 ypg).

• Rivers' eight receptions and 77 receiving yards at Wake Forest (Sept. 20) were both his most as a Yellow Jacket (prev.: three receptions for 72 yards vs. Clemson — Sept. 13).

• Rivers' 14-yard touchdown reception at Wake Forest was his first at Georgia Tech.

• Rivers, a transfer from Florida International, was a third-team *Associated Press* All-American at FIU last season, when he caught 62 passes for 1,162 yards (18.9 avg.) and 12 touchdowns.

• This season, Rivers was named second-team preseason all-America by *The Sporting News* and *Phil Steele College Football Preview*.

• So, **Isiah Canion** is Georgia Tech's leader in receiving yards with 237 yards this season.

• Canion set a new career high with 70 receiving yards at Wake Forest.

• Earlier this season, Canion shattered his previous career high with five receptions against Clemson (prev.: two - three times).

• Canion hauled in the second touchdown catch of his career, a 37-yarder from Haynes King, in the second quarter of Georgia Tech's win over Temple (Sept. 20).

• Canion first TD came on an 11-yard pass from **Aaron Philo** in the first quarter of Tech's win over Gardner-Webb.

• So, **Bailey Stockton** led Georgia Tech with four catches for 48 yards in the season opener at Colorado (Aug. 29). The totals were just one reception and 6 yards shy of his career highs, set last season vs. NC State (Nov. 21, 2024).

• The Jackets also added Rivers' former FIU teammate **Dean Patterson**. Patterson was a second-team all-Conference USA selection in 2024 after catching 50 passes for 685 yards and seven touchdowns last season.

• Patterson's 84-yard touchdown reception from Graham Knowles in the fourth quarter of the Yellow Jackets' win over Gardner-Webb (Sept. 6) was the seventh-longest reception in Georgia Tech history.

LONGEST PASS RECEPTIONS — GT HISTORY

YDS	QB/RECEIVER	OPP.	DATE
1. 96 (t)	Charlie Rogers from Brandon Shaw	UCF	10/26/96
2. 90 (t)	Drew Hill from Ted Peeples	Duke	9/9/78
3. 88 (t)	Demaryius Thomas from Jaybo Shaw	Duke	10/4/08
4. 87 (t)	Greg Lester from Darrell Gast	Duke	10/31/87
87 (t)	Embry Peeples from Joshua Nesbitt	Vanderbilt	10/31/09
6. 86 (t)	Qua Searcy from Tobias Oliver	N. Carolina	11/3/18
7. 84 (t)	Dean Patterson from Graham Knowles	Gardner-Webb	9/6/25
8. 83 (t)	Clinton Lynch from Justin Thomas	N. Carolina	11/5/16
9. 82 (t)	Keenan Walker from Shawn Jones	Maryland	10/12/91
82 (t)	Stephen Hill from Tevin Washington	W. Carolina	9/1/11
82 (t)	Jeff Greene from Vad Lee	Presbyterian	9/8/12

• In all, Georgia Tech has four wideouts with at least 10 receptions this season — Rutherford (16), Rivers (16), Canion (15) and Stockton (10).

TIGHT ENDS

• While their statistics might not jump off the page, Georgia Tech also boasts great experience and depth at the tight end position in 2025.

• Tech's top four tight ends — redshirt seniors **Josh Beetham**, **J.T. Byrne** and **Brett Seither** and redshirt freshman **Luke Harpring** — have combined to play in 104 games over 20 collegiate seasons.

GEORGIA TECH TIGHT ENDS EXPERIENCE

Player	Seasons	Games Played
Brett Seither (r-Sr.)	7	44
Josh Beetham (r-Sr.)	6	26
J.T. Byrne (r-Sr.)	5	26
Luke Harpring (r-Fr.)	2	9
Totals	20	104

• The only underclassman of the group, Harpring leads Tech's tight ends with four receptions this season.

• Harpring matched a career high with two receptions in the season opener at Colorado (Aug. 29).

• Harpring also leads Tech's TE with four receptions.

• Seither ranks second among the Yellow Jackets' tight ends with 30 receiving yards, albeit on two receptions — a 26-yarder against Gardner-Webb (Sept. 6) and a 4-yarder vs. Temple (Sept. 20).

• Seither's 26-yard catch against Gardner-Webb was his first in 651 days, as he missed the entire 2024 season after sustaining a season-ending knee injury during fall camp.

• In 2023, Seither was one of QB **Haynes King's** favorite red zone targets, finishing with four touchdown receptions among his seven total catches for 101 yards.

• Byrne delivered the key block from an H-back alignment on King's game-winning, 45-yard touchdown run with 1:07 to go in the Yellow Jackets' 27-20 season-opening win at Colorado (Aug. 29).

OFFENSIVE LINE

• Despite losing three starters on the offensive line from a season ago, offensive line remains a talented, experienced and deep position for Georgia Tech.

• The offensive linemen on the Yellow Jackets' 2025 roster have combined to play in 208 collegiate games with 133 career starts.

GEORGIA TECH OFFENSIVE LINE START CHART

	Career Games	Career Starts	2025 Starts	Consec. Starts
LG Joe Fusile	40	38	5	31
RG Keylan Rutledge [^]	39	35	5	27
RT Malachi Carney&	29	19	5	18
RT/LT Will Reed@	26	19	—	—
LT Ethan Mackenny	20	14	5	6
LG/C Harrison Moore	17	6	5	5
C Tana Alo-Tupuola	16	—	—	—
RT Ben Galloway	9	—	—	—
LT Jameson Riggs	5	—	—	—
LG Peyton Joseph	4	—	—	—
LT Josh Petty	3	—	—	—
RG Kevin Peay Jr.	1	—	—	—
TOTALS AT GT	138	81		
CAREER TOTALS	208	133		

[^] includes 22 games and 17 starts at Middle Tennessee (2022-23)

@ includes 24 games and 19 starts at Princeton (2022-24)

& includes 24 games and 15 starts at South Alabama (2022-24)

• Leading the way is Sr. RG **Keylan Rutledge**, who earned first-team all-America honors from *Sports Info Solutions* in 2024.

• In 2025, Rutledge was named preseason all-America by the *Associated Press* and *Phil Steele College Football Preview* (both second team).

• Rutledge began his quest for back-to-back all-America campaigns by not being charged with allowing a QB pressure, hit or sack while also helping pave the way for Georgia Tech to run for 320 yards in its season-opening win at Colorado (Aug. 29).

• Rutledge was named ACC Offensive Lineman of the Week for the second time in his career after helping pave the way for Georgia Tech to rush for 147 yards and total 358 yards in the Yellow Jackets' 24-21 win over No. 12/11 Clemson (Sept. 13).

• An image of Rutledge with a bloody nose during the Clemson game, personifying his grit and toughness, went viral.

• Rutledge has allowed just one pressure and no sacks in 327 snaps this season, according to *Pro Football Focus*.

• For the season, Rutledge has PFF's second-best overall grade among ACC guards (73.5 - min. 50% of team's blocking snaps).

• Rutledge is also PFF's second-ranked ACC guard in run blocking (72.2 grade).

• Rutledge ranks among the top 35 guards in the nation in overall grade (22nd), run blocking (22nd) and pass blocking (82.0 grade - t-33rd), according to PFF.

• Rutledge's all-America recognition in 2024 came after he ranked in the top 10 offensive linemen nationally in *Sports Info Solutions'* Total Points metric, including a top-five national ranking in run-blocking Total Points.

• In pass protection, Rutledge had only two "blown blocks" in nearly 400 regular-season attempts last season, according to SIS.



OFFENSE

- Rutledge was the Yellow Jackets' first first-team all-American since P Pressley Harvin III was a unanimous first-team honoree in 2020.
- Rutledge became Tech's first non-specialist to receive first-team all-America honors since Shaq Mason in 2014.
- Rutledge is the 54th first-team all-American in Georgia Tech's 132-year football history.
- r-Fr. LT **Ethan Mackenny** is the nation's No.8-ranked tackle in pass blocking through five games this season, according to PFF, with an 85.3 pass-blocking grade.
- Georgia Tech is tied for sixth nationally with just three sacks allowed in five games this season. The Yellow Jackets are one of only 18 teams nationally that have surrendered less than one sack per game.

FEWEST SACKS ALLOWED — FBS, 2025

Team	Games	Sacks	Sacks/Gm	Pass Att.
1. Oregon	5	1	0.20	146
Cincinnati	5	1	0.20	141
Navy	5	1	0.20	71
4. Maryland	5	2	0.40	195
Ohio State	5	2	0.40	136
6. Georgia Tech	5	3	0.60	139
Utah	5	3	0.60	162
Army West Point	5	3	0.60	59
9. Kansas State	6	4	0.67	199
Vanderbilt	6	4	0.67	178

- Tech set school records last season for fewest total sacks allowed (9) and fewest sacks allowed per game (0.69), marks that the Yellow Jackets are on pace to top in 2025.

FEWEST SACKS ALLOWED — GEORGIA TECH HISTORY*

Season	Games	Sacks	Sacks/Gm	Pass Att/Gm
2025	4	3	0.75	24.0
2024	13	9	0.69	31.7
2014	14	11	0.78	14.5
2005	12	10	0.83	34.8
2009	14	12	0.86	12.0

* since sacks became an official NCAA statistic in 2000

- Dating back to the final two games of the 2022 season, Georgia Tech has not surrendered a sack in 16 of its last 33 games.
- Prior to allowing not allowing a sack in 16 of their last 33 games, the Yellow Jackets had surrendered at least one sack in 27-of-28 games.

2025 HONORS

IN-SEASON

POP-TARTS CRAZY GOOD TEAM OF THE WEEK

Sept. 13 vs. Clemson

MAXWELL NATIONAL PLAYER OF THE WEEK

r-Sr. QB Haynes King (Aug. 29 vs. Colorado)

SENIOR BOWL OFFENSIVE PLAYER OF THE WEEK

r-Sr. QB Haynes King (Sept. 13 vs. Clemson)

MANNING AWARD STAR OF THE WEEK

r-Sr. QB Haynes King (Aug. 29 vs. Colorado)

r-Sr. QB Haynes King (Sept. 13 vs. Clemson)

DAVEY O'BRIEN AWARD GREAT 8

r-Sr. QB Haynes King (Sept. 13 vs. Clemson)

r-Sr. QB Haynes King (Sept. 27 vs. Wake Forest)

LOU GROZA AWARD STAR OF THE WEEK

r-Jr. PK Aidan Birr (Sept. 13 vs. Clemson)

r-Jr. PK Aidan Birr (Sept. 27 vs. Wake Forest)

RAY GUY AWARD RAY'S 8

r-Sr. P Marshall Nichols (Sept. 20 vs. Temple)

r-Sr. P Marshall Nichols (Sept. 27 vs. Wake Forest)

EARL CAMPBELL TYLER ROSE PLAYER OF THE WEEK

r-Sr. QB Haynes King (Aug. 29 vs. Colorado)

ACC QUARTERBACK OF THE WEEK

r-Sr. QB Haynes King (Aug. 29 vs. Colorado)

r-Sr. QB Haynes King (Sept. 13 vs. Clemson)

ACC OFFENSIVE LINEMAN OF THE WEEK

Sr. OL Keylan Rutledge (Sept. 13 vs. Clemson)

ACC DEFENSIVE BACK OF THE WEEK

r-Sr. DB Omar Daniels (Sept. 13 vs. Clemson)

ACC SPECIALIST OF THE WEEK

r-Jr. PK Aidan Birr (Sept. 13 vs. Clemson)

r-Sr. P Marshall Nichols (Sept. 20 vs. Temple)

ACC ROOKIE OF THE WEEK

r-Fr. QB Aaron Philo (Sept. 6 vs. Gardner-Webb)

PRESEASON

PRESEASON ALL-AMERICA (Associated Press)

Sr. OL Keylan Rutledge (second team)

PRESEASON ALL-AMERICA (The Sporting News)

r-Sr. WR Eric Rivers (second team)

PRESEASON ALL-AMERICA

(Phil Steele College Football Preview)

r-Sr. WR Eric Rivers (second team)

Sr. OL Keylan Rutledge (second team)

PRESEASON ALL-ACC

r-Sr. RB Jamal Haynes

Sr. OL Keylan Rutledge

MAXWELL AWARD WATCH LIST (Player of the Year)

r-Sr. RB Jamal Haynes

r-Sr. QB Haynes King

WALTER CAMP PLAYER OF THE YEAR WATCH LIST

(Player of the Year)

r-Sr. RB Jamal Haynes

BEDNARIK AWARD WATCH LIST

(Defensive Player of the Year)

r-Jr. LB Kyle Efford

DAVEY O'BRIEN AWARD WATCH LIST

(Quarterback)

r-Sr. QB Haynes King

MANNING AWARD WATCH LIST (Quarterback)

r-Sr. QB Haynes King

JOHNNY UNITAS GOLDEN ARM AWARD WATCH LIST

(Quarterback)

r-Sr. QB Haynes King

DOAK WALKER AWARD WATCH LIST (Running Back)

r-Sr. RB Jamal Haynes

BILETNIKOFF WATCH LIST (Wide Receiver)

r-Sr. WR Eric Rivers

OUTLAND TROPHY WATCH LIST (Interior Lineman)

Sr. OL Keylan Rutledge

LOMBARDI AWARD WATCH LIST (Lineman/Linebacker)

Sr. OL Keylan Rutledge

RAY GUY AWARD WATCH LIST (Punter)

r-Sr. P Marshall Nichols (midseason addition)

SENIOR BOWL TOP 300 LIST

r-Sr. RB Jamal Haynes

r-Sr. QB Haynes King

Sr. OL Keylan Rutledge

AFCA GOOD WORKS TEAM NOMINEE

(Community Service)

r-Sr. QB Haynes King

WUERFFEL TROPHY WATCH LIST (Community Service)

r-Sr. QB Haynes King

DODD TROPHY WATCH LIST (Coach)

Head coach Brent Key

DEFENSE

TEAM

• Georgia Tech's defense is under the direction of first-year coordinator **Blake Gideon**.

• Gideon inherited a unit that was one of the nation's most improved defenses a year ago.

• However, through five games, the Yellow Jackets' 2025 defense has been even more staunch than it was in 2024 in many areas, particularly scoring defense.

GEORGIA TECH DEFENSIVE COMPARISON —

2023-25

Category	2023	2024	2025
Scoring Defense	29.5 ppg	25.6 ppg	21.2 ppg
Pass Defense	215.8 ypg	220.7 ypg	190.4 ypg
Tackles for Loss	4.6 pg	5.5 pg	6.2 pg

• Georgia Tech ranks in the top half of the ACC and the top 50 nationally in four official statistical categories, including scoring defense, passing defense and pass efficiency defense.

DEFENSIVE STATISTICAL RANKINGS — FBS/ACC, 2025

Stat	GT	National	ACC
Pass Efficiency Defense	118.15	39th	4th
Tackles for Loss	6.2 pg	39th	6th
Passing Defense	190.4 ypg	45th	4th
Scoring Defense	21.2 ppg	50th	6th

• In its first five games under Gideon, Georgia Tech's defense has allowed 24 points or less in regulation of each game. It is the Yellow Jackets' first five-game, same-season stretch of surrendering 24 points or less in regulation since they allowed 24 points or less in each of their first eight games of the 2008 season.

• The Jackets have surrendered 24 points or less in regulation of five-straight victories for the first time since first five games of their national championship season in 1990.

• For the season, Georgia Tech is allowing just 21.2 points per game. The Yellow Jackets have not surrendered less than 22 points per game over the course of a full season since the 2008 squad allowed just 20.3 ppg.

• Georgia Tech had a breakout performance in terms of negative plays on defense versus Gardner-Webb (Sept. 6), with six sacks and 14 tackles for loss.

• Georgia Tech's six sacks against Gardner-Webb were its most in almost two years, dating back to the Yellow Jackets recording eight sacks at Wake Forest on Sept. 23, 2023.

• The Jackets' 14 tackles for loss tied for the eighth-most in Georgia Tech history and, coincidentally, were Tech's most since it also had 14 TFL in its only previous meeting with Gardner-Webb on Oct. 11, 2008.

MOST TACKLES FOR LOSS — GT HISTORY

TFL	Opponent	Date
1. 19	Notre Dame	Sept. 1, 2007
2. 18	Auburn	Sept. 6, 2003
3. 17	Maryland	Nov. 22, 1997
17	Clemson	Sept. 29, 2001
5. 16	NC State	Oct. 4, 2003
6. 15	Florida State	Dec. 1, 2001
15	NC State	Nov. 6, 2004
8. 14	Navy	Sept. 16, 2000
14	Clemson	Sept. 29, 2007
14	Gardner-Webb	Oct. 11, 2008
14	Gardner-Webb	Sept. 6, 2025

• Georgia Tech forced a season-high two turnovers in its win over No. 12/11 Clemson (Sept. 13).

• With three takeaways through five games, Georgia Tech ranks 116th nationally in turnovers gained. However, the Yellow Jackets have continued a trend of making the most of their takeaways this season, as they have scored following two of its three forced turnovers this season (one touch-down, one field goal).

• Since the beginning of the 2024 season, Georgia Tech has either scored or run out the clock after 12 of their 14 takeaways (seven touchdowns, two field goals and three end of halves/games).

• Prior to 2024, Tech had been one of the nation's leaders in takeaways for two-straight seasons. The Yellow Jackets tied for ninth nationally with 25 takeaways in 2023 and tied for seventh with 24 forced turnovers in 2022.

• Despite the atypical recent takeaway numbers, Georgia Tech's 63 fumble recoveries since the beginning of the 2019 season are the fourth-most in the nation during that span.

MOST FUMBLE RECOVERIES SINCE 2019 — FBS

1.	Notre Dame	67
2.	Illinois	65
3.	Duke	64
4.	Georgia Tech	63
5.	Clemson	61
	Tulsa	61

• Since the beginning of the 2020 season, Georgia Tech has forced an average of 2.2 turnovers per game in wins but has averaged just 0.9 takeaways per game in losses.

INDIVIDUAL

• The depth of Georgia Tech's defense has been on display over the first five games of the season.

• In the season opener at Colorado, the Yellow Jackets had 10 defenders with at least three tackles and 13 with multiple stops. r-Sr. DB **Omar Daniels** was the Jackets' leading tackler with five.

• In Week Two versus Gardner-Webb, 15 different Yellow Jackets had at least three tackles and a whopping 21 different defenders had multiple stops.

• Ten different Yellow Jackets had multiple tackles in their 24-21 win over No. 12/11 Clemson (Sept. 13).

• Against Temple (Sept. 20), eight Yellow Jackets made at least four tackles and 20 had multiple stops.

• In their win at Wake Forest, nine different Jackets made at least three tackles.

• For the season, eight different Yellow Jackets have recorded between 15-28 tackles, 12 have double-digit stops and 25 different players have at least five stops (1.0/gm).

• Perhaps marking a full return from an injury that cost him three games last season and required offseason surgery, r-Jr. LB **Kyle Efford** is Georgia Tech's leading tackler with 28 stops on the season.

• Efford has been Georgia Tech's top tackler each of the last two seasons with 81 tackles in 2023 and 64 in 2024.

KYLE EFFORD — GAME-BY-GAME

2022	TT-S-A	TFL	Sacks	FF	FR	INT
Ole Miss	0-0-0	0	0	0	0	0
UCF	0-0-0	0	0	0	0	0
Duke	0-0-0	0	0	0	0	0
Georgia	1-0-1	0	0	0	0	0
2022 Total	1-0-1	0	0	0	0	0

2023	TT-S-A	TFL	Sacks	FF	FR	INT
Louisville	1-1-0	0	0	0	0	0
S.C. State	7-3-4	0	0	0	0	0
Ole Miss	5-2-3	0	0	0	0	0
Wake Forest	1-0-1	0	0	0	0	0
Bowling Green	5-1-4	0	0	0	0	0
Miami (Fla.)	5-3-2	0	0	0	0	0
Boston College	6-2-4	0	0	0	0	0
North Carolina	6-3-3	0	0	0	0	0
Virginia	10-3-7	0	0	0	0	0
Clemson	7-3-4	1.0	1.0	0	0	0
Syracuse	11-5-6	0	0	0	0	1
Georgia	8-5-3	0	0	0	0	0
UCF	9-6-3	0	0	0	0	0
2023 Total	81-37-44	1.0	1.0	0	0	1

2024	TT-S-A	TFL	Sacks	FF	FR	INT
Florida State	10-1-9	0.5	0	0	0	0
Georgia State	13-5-8	1.0	0	0	0	0
Syracuse	6-5-1	1.0	1.0	0	0	0
VMI	3-1-2	1.0	0	0	0	0
Louisville	7-6-1	0	0	0	0	0
Duke	3-1-2	0	0	0	0	0
North Carolina	10-6-4	0	0	0	0	0
Notre Dame	— DID NOT PLAY —					
Virginia Tech	— DID NOT PLAY —					
Miami (Fla.)	6-2-4	1.0	1.0	0	0	0
NC State	3-3-0	1.0	1.0	0	0	0
Georgia	3-3-0	0	0	0	0	0
Vanderbilt	— DID NOT PLAY —					
2024 Total	64-33-31	5.5	3.0	0	0	0

2025	TT-S-A	TFL	Sacks	FF	FR	INT
Colorado	3-3-0	0	0	0	0	0
Gardner-Webb	6-3-3	0	0	0	0	0
Clemson	5-3-2	0	0	0	0	0
Temple	6-4-2	0	0	0	0	0
Wake Forest	8-3-5	0	0	0	0	0
2025 Total	28-16-12	0	0	0	0	0
Career	174-86-88	6.5	4.0	0	0	1

• *Pro Football Focus'* metrics also illustrate the Yellow Jackets' depth on defense, as seven different Tech defenders have an overall defensive grade of 65 or higher this season (min. 20% of team's defensive snaps).

• Of the seven, six have remaining eligibility after this season.

PFF GRADES OF 65+ - OVERALL DEFENSE — GT, 2025

Player	Grade
r-Sr. DL Jordan van den Berg	75.5
r-Jr. LB Melvin Jordan IV	74.1
So. DL Amontrae Bradford	71.9
r-Sr. DB Ahmari Harvey	69.6
Jr. DB Daiquan White	69.2
r-Sr. DL Jason Moore	68.1
r-Jr. LB E.J. Lightsey	66.8
r-Sr. DL Akeo Stone	66.6
So. LB Tah'j Butler	65.7
r-Jr. LB Kyle Efford	65.3
Fr. DB Tae Harris	65.1

• r-Sr. safety **Omar Daniels** had a career day in Georgia Tech's win over No. 12/11 Clemson.

• Daniels led Georgia Tech's defensive effort against Clemson with a forced fumble and an interception to go along with seven tackles.

• Daniels' first-quarter forced fumble set up a field goal that gave Tech an early 3-0 lead, while his third-quarter interception in the red zone thwarted a Clemson scoring opportunity.

DEFENSE

• Against Clemson, Daniels became only the 13th Georgia Tech player since 2005 with a forced fumble and an interception in the same game. He is the first Yellow Jacket to accomplish the feat since current Los Angeles Chargers DL Kyle Kennard had a FF and INT against South Carolina State on Sept. 9, 2023.

• Daniels is the first Yellow Jacket with a FF and INT in the same game against an NCAA Division I FBS opponent since LB Bruce Jordan-Swilling at Virginia on Nov. 4, 2017.

FORCED FUMBLE & INTERCEPTION IN SAME GAME
— GT, SINCE 2005

Player	Opponent	Date
Dawan Landry	at Auburn	Sept. 3, 2005
Djay Jones	at Clemson	Oct. 21, 2006
Dominique Reese	at Clemson	Oct. 18, 2008
Cooper Taylor	Florida State	Nov. 1, 2008
Jerrard Tarrant	vs. Iowa (Orange Bowl)	Jan. 5, 2010
Julian Burnett	Middle Tennessee State	Oct. 16, 2010
Jemea Thomas	Clemson	Oct. 29, 2011
Tyler Marcordes	Alabama A&M	Nov. 23, 2013
D.J. White	vs. Ole Miss (Music City Bowl)	Dec. 30, 2013
Lawrence Austin	at Virginia Tech	Nov. 12, 2016
Bruce Jordan-Swilling	at Virginia	Nov. 4, 2017
Kyle Kennard	South Carolina State	Sept. 9, 2023
Omar Daniels	Clemson	Sept. 13, 2025

• r-Sr. DB **Clayton Powell-Lee** and r-Jr. LB **E.J. Lightsey** led Georgia Tech with 11 and 10 tackles, respectively, in the win over Clemson. It marked the first time since Nov. 12, 2022 vs. Miami (Fla.) that two Yellow Jackets had double-digit tackles in the same game (LBs Ayinde Eley and Charlie Thomas had 12 and 11 stops, respectively, against Miami in '22).

• r-Sr. DL **Jordan van den Berg** recorded the first field goal block of his career vs. Gardner-Webb (Sept. 6), and r-Sr. DB **Ahmari Harvey** returned it 65 yards for a touchdown.

• With his blocked field goal return for a touchdown vs. Gardner-Webb, Harvey became only the 31st player in college football since the beginning of 2024 with an interception, a fumble recovery, a forced fumble and a touchdown to his credit.

• However, Harvey is the only player in the nation since the beginning of 2024 who has had an interception, a fumble recovery, a forced fumble and a touchdown that was scored on a blocked field goal return.

• Harvey's blocked field goal return for a touchdown against Gardner-Webb was Georgia Tech's first since Lance Austin's 78-yard return of a blocked field goal for the winning touchdown on the final play of the Yellow Jackets' famed "Miracle on Techwood Drive" victory over No. 9 Florida State on Oct. 24, 2015.

• Powell-Lee is one of five Yellow Jackets in the last 39 games with an interception and a fumble recovery in the same contest (LB Charlie Thomas – Oct. 1, 2022 vs. Pitt, DB LaMiles Brooks – Oct. 20, 2022 vs. Virginia, Powell-Lee vs. Virginia Tech – Nov. 5, 2022, DL Kyle Kennard vs. South Carolina State – Sept. 9, 2023 and DB Jaylon King vs. Wake Forest – Sept. 23, 2023 and Virginia – Nov. 4, 2023).

• Prior to five Tech players recording an interception and a fumble recovery in the last 39 games, only two other Yellow Jackets had accomplished the feat since 2000 (Quayshawn Nealy – Oct. 19, 2013 vs. Syracuse and Nov. 8, 2014 vs. NC State and Jordan-Swilling – Nov. 4, 2017 vs. Virginia).

SPECIAL TEAMS

• Georgia Tech boasts two of the ACC's top specialists in r-Jr. PK **Aidan Birr** and r-Sr. P **Marshall Nichols**.

• Last month, Birr and Nichols were named ACC Specialist of the Week in consecutive weeks — Birr for his performance vs. No. 12/11 Clemson (Sept. 13) and Nichols for his exploits against Temple (Sept. 20).

• Despite having played in just 30 games as a Yellow Jacket, Birr already ranks sixth in Georgia Tech history with 229 career points by kicking.

CAREER POINTS BY KICKING — GT HISTORY

	Pts.	Player	Years
1.	337	Harrison Butker	2013-16
2.	322	Luke Manget	1999-2002
3.	321	Travis Bell	2004-07
4.	299	Scott Sisson	1989-92
5.	239	Scott Blair	2007-10
6.	229	Aidan Birr	2023-pres.
7.	172	David Bell	1983-86
8.	159	Johnny Smith	1977-80
9.	158	Brad Chambers	1995-98
10.	150	Ron Rice	1980-83

• Birr's 42 career field goals rank fifth in Georgia Tech history.

CAREER FIELD GOALS — GT HISTORY

	Pts.	Player	Years
1.	61	Travis Bell	2004-07
2.	60	Scott Sisson	1989-92
3.	54	Luke Manget	1999-2002
4.	43	Harrison Butker	2013-16
5.	42	Aidan Birr	2023-pres.
6.	41	Scott Blair	2007-10
7.	32	David Bell	1983-86
8.	29	Ron Rice	1980-83
9.	28	Johnny Smith	1977-80
	28	Thomas Palmer	1985-88

• With an .823 career field goal percentage (42-of-51), Birr is the only kicker in Georgia Tech history that has made more than 80% of his field goal attempts. In fact, he is the only Yellow Jacket that has ever made more than 75% of his field goal tries (min. 20 attempts).

CAREER FIELD GOAL PERCENTAGE — GT HISTORY
(MIN. 20 ATT.)

	Pct. (FG-A)	Player	Years
1.	.823 (42-51)	Aidan Birr	2023-pres.
2.	.732 (41-56)	Travis Bell	2004-07
3.	.717 (43-60)	Harrison Butker	2013-16
4.	.701 (54-77)	Luke Manget	1999-2002
5.	.700 (14-20)	Gavin Stewart	2020-23

• The first of Birr's three field goals at Wake Forest (Sept. 27) was the 40th made field goal of his career, and came on his 49th career attempt. With it, he became the first player in Georgia Tech history to make 40 field goals on 50 or fewer career attempts.

• At 10-for-10, Birr is one of only two players in the nation that is perfect on at least 10 field goal attempts this season. - along with Hawaii's Kansei Matsuzawa (16-for-16).

1,000 FIELD GOAL PCT. — FBS, 2025 (MIN. 10 ATT.)

	FGM/FGA	Player	Team
1.	10/10	Aidan Birr	Georgia Tech
2.	16/16	Kansei Matsuzawa	Hawai'i

• Birr made history with his game-winning, 55-yard field goal as time expired in Georgia Tech's 24-21 win over No. 12/11 Clemson (Sept. 13).

• Birr's 55-yard field goal vs. Clemson matched the longest made field goal in Georgia Tech history.

LONGEST FIELD GOALS — GT HISTORY

	YDS.	Player	Opponent	Date
1.	55	E.O. Whealler	VMI	Nov. 10, 1973
	55	Ron Rice	The Citadel	Sept. 18, 1982
	55	David Bell	Georgia	Nov. 29, 1986
	55	Aidan Birr	Clemson	Sept. 13, 2025
5.	54	Johnny Duncan	Clemson	Oct. 4, 1969
	54	E.O. Whealler	Auburn	Oct. 19, 1974
	54	Ron Rice	Duke	Oct. 29, 1983
8.	53	Dave Frakes	Virginia	Oct. 5, 1996
	53	Harrison Butker	Georgia	Nov. 29, 2014
	53	Harrison Butker	Florida St.	Oct. 24, 2015

• Birr's "walk-off" field goal vs. Clemson was the sixth in school history, and the first since his own 44-yard game-winner in the 2024 season opener versus Florida State in Dublin, Ireland (Aug. 24, 2024).

• Birr joins Scott Sisson as the only Yellow Jackets with two "walk-off" field goals in their career.

• Birr also owns the two longest "walk-off" field goals in Georgia Tech history.

"WALK-OFF" FIELD GOALS (SCORED WINNING POINTS ON FINAL PLAY OF GAME) — GT HISTORY

Player	Opponent	Dist.	Score	Date
Scott Sisson	Virginia	33	24-21	9/19/91
Scott Sisson	No. 21 NC State	29	16-13	10/3/92
Luke Manget	No. 16 Georgia	38	51-48	11/27/99
Harrison Butker	Virginia Tech	24	27-24	9/20/14
Aidan Birr	No. 10 Florida St.	44	24-21	8/24/24
Aidan Birr	No. 12 Clemson	55	24-21	9/13/25

• Making Birr's walk-off field goal against Clemson even more impressive was that field goal unit took the field as time was winding down without the benefit of a timeout — known as a "Toro" situation in Georgia Tech football's parlance.

• Tech repeated the challenging Toro situation again at Wake Forest (Sept. 27), as Birr and the field goal unit had to once again take the field with time ticking away and no timeouts, this time needing a 33-yard field goal to sent the game to overtime. Birr drilled the 33-yarder with two seconds remaining to send the game to overtime knotted at 23-23, and the Jackets went on to win, 30-29, in OT.

• Nichols is averaging 46.8 yards per punt, which would rank second in the ACC and eighth nationally if he had enough attempts to qualify for the official conference and national rankings (Georgia Tech's explosive offense has only punted 13 times in five games, which leaves Nichols five attempts short of qualification for ACC and NCAA rankings).

• Nichols' current 46.8-yard average would be the second-best in Georgia Tech history if he were to maintain it through the remainder of the campaign.

SINGLE-SEASON PUNT AVERAGE — GT HISTORY
(MIN. 25 ATT.)

	Avg.	Player	Year
1.	48.0	Pressley Harvin III	2020
—	46.77	Marshall Nichols	2025
2.	45.64	Rodney Williams	1997
3.	45.52	Durant Brooks	2006
4.	45.51	Jason Bender	1994
5.	45.06	Durant Brooks	2007

• As a team, the Yellow Jackets have a 44.0-yard net punting average this season, which is tied for the 17th-best mark in the nation and second-best in the ACC.

• Georgia Tech's current 44.0-yard net punting average is just shy of the program record 44.6, set in the 2020 season.

SPECIAL TEAMS

• Nichols has been named a member of the Ray Guy Award's Ray's 8 list, which honors the nation's top punters of the week, following each of the last two games vs. Temple (Sept. 20) and at Wake Forest (Sept. 27).

• Nichols averaged 51.2 yards over four booming punts in the win over Temple, which tied for the 19th-best punting average in Georgia Tech single-game history.

• Perhaps even more impressively, Nichols had a net average of 50.3 yards per punt in the win over Temple.

• Nichols' two longest punts against Temple — a 64-yarder and a 55-yarder — were downed at the Owls' 5 and 1 yard lines, respectively.

• Nichols earned national recognition for the second week in a row after averaging 43.8 yards over four punts at Wake Forest.

• All four of Nichols' punts at Wake Forest were downed inside the 10 yard line. The Demon Deacons' average starting field position after Nichols' four punts was their own 9.

• Since **Brent Key's** first game as Georgia Tech's interim head coach on Oct. 1, 2022, the Yellow Jackets' 14 blocked kicks are tied for the most in the nation.

BLOCKED KICKS SINCE OCT. 1, 2022

(BRENT KEY'S FIRST GAME AS GT'S HEAD COACH) — FBS

1.	Georgia Tech	14
	Notre Dame	14
3.	Miami (Ohio)	12
4.	Indiana	11
5.	Rutgers	10
	Buffalo	10
7.	Florida State	9
	Houston	9
	Nebraska	9
	Wyoming	9
11.	Army West Point	8
	Illinois	8
	South Carolina	8
	UNLV	8

• Georgia Tech got its first two blocked kicks of the 2025 season when it blocked a field goal and an extra point against Gardner-Webb (Sept. 6).

• r-Sr. DL **Jordan van den Berg** blocked the field goal against Gardner-Webb, which was scooped up by r-Sr. DB **Ahmari Harvey**, who returned it 65 yards for a touchdown.

• The blocked field goal return for a touchdown against Gardner-Webb was Georgia Tech's first since Lance Austin's 78-yard return for the game-winning touchdown on the final play of the Yellow Jackets' famed "Miracle on Techwood Drive" victory over No. 9 Florida State on Oct. 24, 2015.

• Later in Gardner-Webb game, r-So. DL **Shymeik Jones** blocked a PAT attempt for the Jackets' second blocked kick of the game.

• With two in five games, Georgia Tech is tied for sixth nationally in blocked kicks this season.

• The Yellow Jackets are one of only 23 teams that have blocked multiple kicks this season.

BLOCKED KICKS — FBS, 2025

1.	Buffalo	4
	Wyoming	4
3.	Houston	3
	Indiana	3
	Maryland	3
	Miami (OH)	3
	Nebraska	3
	Rutgers	3
	Texas Tech	3
	Vanderbilt	3
11.	Georgia Tech	2
	12 others	2

• Tech has finished among the top 10 nationally in blocked kicks each of the last two seasons (t-10th in 2022 - four; t-third in 2023 - four).

• Dating back to the beginning of the 2013 season, Georgia Tech has blocked 38 kicks, which is the most by an NCAA Division I FBS team during that span.

BLOCKED KICKS SINCE 2013 — FBS

1.	Georgia Tech	38
2.	Rutgers	37
3.	Army West Point	36
4.	Oklahoma State	35
	Notre Dame	35
	Indiana	35
7.	Temple	34
8.	SMU	32
	Texas A&M	32
9.	BYU	31
10.	Utah State	30

• New to Tech's special teams units this season are the Blacksmiths and Hammers.

• Players that start on two of Georgia Tech's "core four" special teams units (kickoff, kickoff return, punt and punt return) earn the title of Blacksmiths, a nod to the original nickname for Tech's football team, which was introduced in 1900.

• Players that start on all four special teams units receive the high honor of being called Hammers. Only four Yellow Jackets — r-Sr. **Daylon Gordon**, r-So. **Chris Elko**, r-So. **Myles Forristall** and r-So. **Will Kiker** — are currently dubbed as Hammers.

• Blacksmiths and Hammers receive special helmet stickers to identify their designations.

MISCELLANEOUS

• Georgia Tech's 5-0 start is its first since 2014, its fourth in the last 59 seasons, dating back to 1967 (1990, 2011, 2014 and 2025), and the 21st in 133 seasons of football at Tech.

5-0 STARTS — GT HISTORY

1904	1913	1915	1917	1918
1919	1921	1928	1942	1944
1947	1948	1951	1952	1956
1964	1966	1990	2011	2014
2025				

• Should Georgia Tech move to 6-0 with a win over Virginia Tech on Saturday, it would give the Yellow Jackets' only their second 6-0 start in the last 59 seasons (2011 and 2025).

• Georgia Tech's five-game winning streak is its longest since it won five-straight games on two occasions in 2014 and matches its longest winning streak since it won six-consecutive games to open the 2011 season.

GEORGIA TECH'S LONGEST WINNING STREAKS — SINCE 2010

Games	Dates
1. 6	Sept. 1-Oct. 8, 2011
2. 5	Aug. 29, 2025-
5	Oct. 25-Nov. 29, 2014
5	Aug. 30-Oct. 4, 2014
5. 4	Oct. 25-Nov. 17, 2018
4	Nov. 12-Dec. 31, 2016

• Georgia Tech has won eight-straight games at Bobby Dodd Stadium at Hyundai Field.

• The Yellow Jackets' eight-game winning streak at Bobby Dodd Stadium is their longest since they won eight in a row from 2016-17 and matches Tech's longest winning streak at its venerable home venue since it won 17-straight home games from 1989-91.

GEORGIA TECH'S LONGEST WINNING STREAKS AT BOBBY DODD STADIUM — ACC ERA (1979-PRES.)

Games	Dates
1. 17	Oct. 7, 1989-Nov. 16, 1991
2. 8	Aug. 31, 2024-
8	Oct. 15, 2016-Nov. 11, 2017
8	Nov. 21, 1998-Sept. 2, 2000
5. 7	Nov. 1, 2008-Nov. 7, 2009
7	Sept. 9, 2006-Sept. 8, 2007

• Georgia Tech went 5-0 at Bobby Dodd Stadium at Hyundai Field last season, good for its first undefeated season at Bobby Dodd Stadium since 1999 and only its 16th unbeaten, untied campaign at the venerable stadium since it opened in 1913.

• The undefeated campaign at Bobby Dodd Stadium was Georgia Tech's first in 25 years and only its third since 1966 (1990 and 1999).

GEORGIA TECH UNDEFEATED, UNTIED SEASONS AT BOBBY DODD STADIUM (OPENED 1913)

Year (Head Coach)	Record
1917 (John Heisman)	8-0
1918 (John Heisman)	6-0
1920 (William Alexander)	7-0
1921 (William Alexander)	8-0
1927 (William Alexander)	8-0
1928 (William Alexander)	7-0
1942 (William Alexander)	6-0
1946 (Bobby Dodd)	6-0
1947 (Bobby Dodd)	7-0
1952 (Bobby Dodd)	8-0
1953 (Bobby Dodd)	6-0
1961 (Bobby Dodd)	5-0
1966 (Bobby Dodd)	7-0
1990 (Bobby Ross)	6-0
1999 (George O'Leary)	6-0
2024 (Brent Key)	5-0

MISCELLANEOUS

• Georgia Tech had five turnovers and only one takeaway over its first two games of the season (Aug. 29 at Colorado and Sept. 6 vs. Gardner-Webb). Georgia Tech is only the 10th NCAA Division I FBS team since 1995 that had at least five turnovers and one takeaway or less over its first two games of the season and won both games.

5 OR MORE TURNOVERS, 1 OR FEWER TAKEAWAYS IN FIRST 2 GAMES, BOTH WINS — SINCE 1995

Year	Team	Turnovers	Takeaways
2025	Georgia Tech	5	1
2021	Kentucky	5	1
2020	Oregon	5	0
2015	Auburn	6	1
2014	Penn State	6	1
2011	North Carolina	6	0
2008	USF	6	1
2007	Ohio State	6	1
2006	Iowa	5	1
2004	Ohio State	7	0

• In the season opener at Colorado (Aug. 29), Georgia Tech became only the seventh team in the last 10 seasons (2016-pres.) to commit three or more turnovers and force none in a road win over a power-conference opponent.

3+ TURNOVERS & 0 TAKEAWAYS IN A ROAD WIN OVER A POWER CONFERENCE OPPONENT — SINCE 2016

Team	TOs	Home Team	Date	Score
Georgia Tech	3	Colorado	8/29/25	W, 27-20
SMU	6	Duke	10/26/24	W, 28-27 ^{OT}
Louisville	3	Boston College	10/25/24	W, 31-27
Illinois	3	Penn State	10/23/21	W, 20-18 ^{90T}
Kentucky	3	South Carolina	9/25/21	W, 16-10
Oregon	3	Washington St.	11/14/20	W, 43-29
Duke	4	Syracuse	10/10/20	W, 38-24

• The first two games of this season notwithstanding, turnover margin has been a strong indicator of whether Georgia Tech wins or loses over the last five-plus seasons. In their 30 wins since the beginning of the 2020 campaign, the Yellow Jackets have won the turnover battle in 19-of-30 games and are plus-34 overall in turnover margin. On the flip side, Tech has lost the turnover battle in 22 of its 35 defeats since the beginning of 2020 and is minus-33 overall in turnover margin in those 35 losses.

• Last season, Georgia Tech was plus-7 in turnover margin in its seven wins and minus-6 in its six defeats.

• Georgia Tech has one of the most veteran teams in the nation this season, as its 25 players in their final season of eligibility are tied for the 14th-most in the nation.

MOST PLAYERS IN FINAL SEASON OF ELIGIBILITY — FBS, 2025

Colorado	38
Mississippi State	30
Oklahoma State	30
Illinois	29
Indiana	29
UAB	29
Hawai'i	28
Navy	28
Texas Tech	27
Troy	27
East Carolina	26
San Diego State	26
UTSA	26
Georgia Tech	25
Ball State	25
North Texas	25
Louisville	24
Notre Dame	24
Arizona State	23
Clemson	23

• Georgia Tech are tied for 20th in NCAA Division I FBS history with 767 all-time victories.

ALL-TIME WINS — NCAA DIVISION I FBS

	Wins	Team
1.	1016	Michigan
2.	983	Ohio State
3.	978	Alabama
4.	965	Notre Dame
5.	964	Texas
6.	955	Oklahoma
7.	946	Penn State
8.	928	Nebraska
9.	896	Georgia
10.	886	USC
11.	879	Tennessee
12.	819	LSU
13.	810	Clemson
14.	807	Auburn
15.	791	Texas A&M
16.	789	West Virginia
17.	785	Washington
18.	780	Virginia Tech
19.	771	Pittsburgh
20.	768	Georgia Tech
	768	Florida
22.	756	Syracuse
23.	753	Navy
24.	749	Wisconsin
	749	Arkansas

• Georgia Tech won 14 games in **Brent Key's** first two full seasons as head coach (2023-24). Key's 14 wins in his first two full seasons as head coach are tied for the third-most by any Georgia Tech head coach in his first two full seasons at the helm of the Jackets.

• Of the four others that had at least 14 wins in their first two full seasons as Georgia Tech's head coach, three are in the College Football Hall of Fame.

MOST WINS IN FIRST TWO FULL SEASONS AS HEAD COACH — GT (ALL-TIME)

Wins	Coach	Years
19	Paul Johnson*	2008-09
16	William Alexander*	1920-21
14	Brent Key	2023-24
14	John Heisman*	1904-05
14	Chan Gailey	2002-03
13	Bobby Dodd*	1945-46
13	Pepper Rodgers	1974-75

* College Football Hall of Fame inductee

• Key is the fifth Georgia Tech alumnus to ever serve as the Yellow Jackets' football head coach, joining William Alexander (1920-44), Bill Fulcher (1972-73), Pepper Rodgers (1974-79) and Bill Curry (1980-86).

• Since the beginning of the 2014 season, Georgia Tech has played games in eight different National Football League stadiums (Mercedes-Benz Stadium - Atlanta; Bank of America Stadium - Carolina; Ford Field - Detroit; TIAA Bank Field - Jacksonville; Hard Rock Stadium - Miami; Lincoln Financial Field - Philadelphia; Acrisure Stadium - Pittsburgh; Raymond James Stadium - Tampa Bay), which is tied for the fifth-most NFL stadiums that any college football team has played in during that span.

MOST NFL STADIUMS PLAYED IN BY COLLEGE FOOTBALL TEAMS (SINCE 2014)

17 – Notre Dame – Arizona, Atlanta, Baltimore, Carolina, Chicago, Dallas, Indianapolis, Jacksonville, Las Vegas, Los Angeles (Coliseum), Miami, New York, New Orleans, Philadelphia, Pittsburgh, Tennessee, Washington

10 – Clemson – Arizona, Atlanta, Carolina, Dallas, Jacksonville, Miami, New Orleans, Pittsburgh, San Francisco, Tampa Bay

10 – Wisconsin – Carolina, Chicago, Dallas, Green Bay, Houston, Indianapolis, Las Vegas, Miami, San Diego, Tampa Bay

9 – BYU – Arizona, New England, Kansas City, Las Vegas, Los Angeles (Coliseum), New Orleans, San Diego, Tampa Bay, Washington

8 – Georgia Tech – Atlanta, Carolina, Detroit, Jacksonville, Miami, Philadelphia, Pittsburgh, Tampa Bay

8 – Alabama – Arizona, Atlanta, Dallas, Indianapolis, Miami, New Orleans, San Francisco, Tampa Bay

8 – LSU – Atlanta, Arizona, Green Bay, Houston, Las Vegas, New Orleans, Tampa Bay, Tennessee

8 – Maryland – Baltimore, Carolina, Detroit, Philadelphia, San Francisco, Tampa Bay, Tennessee, Washington

8 – Navy – Baltimore, Jacksonville, New England, New York, Philadelphia, San Diego, Tampa, Washington

8 – Texas A&M – Carolina, Dallas, Denver, Houston, Jacksonville, Las Vegas, Miami, Tennessee

8 – Cincinnati – Atlanta, Cincinnati, Dallas, Kansas City, Miami, Philadelphia, Pittsburgh, Tampa Bay

7 – Florida State – Atlanta, Carolina, Dallas, Miami, New Orleans, Pittsburgh, Tampa Bay

7 – Georgia – Atlanta, Carolina, Indianapolis, Jacksonville, New Orleans, Miami, Los Angeles (SoFi)

7 – Ohio State – Arizona, Atlanta, Baltimore, Dallas, Indianapolis, Miami, New Orleans

7 – Tennessee – Atlanta, Carolina, Jacksonville, Miami, Pittsburgh, Tampa Bay, Tennessee

DEPTH CHART

OFFENSE

LEFT TACKLE

78	ETHAN MACKENNY.....6-5.....310 r-So.
69	Josh Petty6-5.....285 Fr.
or	71 Peyton Joseph.....6-4.....305 Fr.

LEFT GUARD

67	JOE FUSILE.....6-4.....305 r-Sr.
51	Kevin Peay, Jr.6-4.....310 Fr.
or	71 Peyton Joseph.....6-4.....305 Fr.

CENTER

52	HARRISON MOORE6-5.....300 So.
or	58 TANA ALO-TUPUOLA6-2.....325 So.
70	Jameson Riggs.....6-5.....310 r-Fr.

RIGHT GUARD

77	KEYLAN RUTLEDGE6-4.....330 Sr.
66	Will Reed.....6-5.....310 r-Sr.

RIGHT TACKLE

72	MALACHI CARNEY.....6-4.....335 r-Jr.
70	Jameson Riggs.....6-5.....310 r-Fr.
or	69 Josh Petty6-5.....285 Fr.

TIGHT END

88	J.T. BYRNE.....6-5.....265 r-Sr.
or	15 LUKE HARPRING.....6-3.....240 r-Fr.
or	17 JOSH BEETHAM.....6-5.....255 r-Sr.
or	80 BRETT SEITHER.....6-5.....240 r-Sr.

WIDE RECEIVER

8	MALIK RUTHERFORD.....5-9.....170 r-Sr.
7	Bailey Stockton.....5-11185 r-So.
or	85 Jordan Allen.....5-9.....180 Fr.

WIDE RECEIVER

3	ERIC RIVERS.....5-11180 r-Sr.
9	Zion Taylor.....6-0.....205 r-So.
or	6 Debron Gatling.....5-11200 r-Fr.

WIDE RECEIVER

4	ISIAH CANION.....6-4.....215 So.
11	Dean Patterson.....6-2.....200 r-Sr.

RUNNING BACK

1	JAMAL HAYNES.....5-9.....190 r-Sr.
0	Malachi Hosley5-10205 Jr.
or	22 Trelain Maddox6-2.....225 r-Fr.
21	Daylon Gordon.....5-9.....190 r-Sr.
or	24 Shane Marshall.....5-11205 Fr.
or	20 J.P. Powell.....5-10.....200 Fr.

QUARTERBACK

10	HAYNES KING6-3.....215 r-Sr.
12	Aaron Philo.....6-2.....220 r-Fr.
14	Graham Knowles6-7.....230 r-Fr.

DEFENSE

END

88	A.J. HOFFLER.....6-4.....255 Jr.
24	Ronald Triplette.....6-2.....260 r-Sr.
or	55 Christian Garrett6-4.....265 Fr.
or	91 Andre Fuller, Jr.....6-3.....240 Fr.

NOSE

7	AKELO STONE.....6-2.....290 r-Sr.
or	33 MATTHEW ALEXANDER..6-3.....290 r-Sr.
97	Landen Marshall.....6-2.....295 r-Fr.

TACKLE

99	JORDAN VAN DEN BERG..6-3.....310 r-Sr.
95	Jason Moore6-2.....300 r-Sr.
or	96 Shymeik Jones6-5.....310 r-So.

RUSH

11	BRAYDEN MANLEY.....6-2.....255 Jr.
8	Jordan Boyd6-3.....260 So.
or	98 Amontrae Bradford6-5.....255 So.

LINEBACKER

44	KYLE EFFORD6-2.....230 r-Jr.
1	Cayman Spaulding.....6-0.....220 Jr.

LINEBACKER

2	E.J. LIGHTSEY.....6-2.....235 r-Jr.
0	Melvin Jordan IV5-11230 r-Jr.
or	15 Tah'j Butler.....6-1.....230 So.

NICKEL

14	JY GILMORE5-9.....190 r-Jr.
or	16 KELVIN HILL.....5-10.....190 So.
39	Will Kiker.....6-1.....195 r-So.

STRONG SAFETY

5	CLAYTON POWELL-LEE6-2.....200 Sr.
27	Tae Harris.....5-11200 Fr.
or	22 D.J. Moore6-1.....190 r-Jr.

FREE SAFETY

9	OMAR DANIELS6-0.....195 r-Sr.
or	13 SAVION RILEY.....6-2.....215 r-Jr.

CORNERBACK

3	AHMARI HARVEY.....6-0.....195 r-Sr.
4	Daiquan White5-10180 Jr.
or	29 Jon Mitchell.....5-11185 r-Fr.

CORNERBACK

6	RODNEY SHELLEY5-10.....180 Jr.
23	Zachary Tobe.....6-2.....195 Jr.

SPECIALISTS

PLACE KICKER

33	AIDAN BIRR6-1205 r-Jr.
41	Landon Shaffer5-9190 Fr.

PUNTER

47	MARSHALL NICHOLS.....6-2.....220 Sr.
40	Joshua Taylor6-3.....220 r-So.

LONG SNAPPER

42	WILL BENTON IV.....6-1210 r-Sr.
or	49 RONNIE THOMAS.....5-10.....215 r-Jr.

HOLDER

47	MARSHALL NICHOLS.....6-2.....220 Sr.
40	Joshua Taylor6-3.....220 r-So.

KICKOFF RETURNER

21	DAYLON GORDON5-9.....190 r-Sr.
24	SHANE MARSHALL.....5-11.....205 Fr.

PUNT RETURNER

3	ERIC RIVERS.....5-11180 r-Sr.
or	7 BAILEY STOCKTON.....5-11185 r-So.
1	Jamal Haynes.....5-9.....190 r-Sr.

GEORGIA TECH COACHES ON GAMEDAY

ON THE FIELD

Head Coach

Brent Key — Third season (Georgia Tech, 2001)

Asst. Head Coach/Co-Offensive Coord./Quarterbacks:

Chris Weinke — Fourth season (Florida State, 2000)

Running Backs/Run Game Coordinator:

Norv McKenzie — Third season (Vanderbilt, 2005)

Offensive Line:

Geep Wade — Third season (Chattanooga, 2002)

Wide Receivers:

Trent McKnight — Second season (Samford, 2010)

Tight Ends:

Nathan Brock — Fifth season (Ohio State, 2020)

Defensive Coordinator:

Blake Gideon — First season (Texas, 2011)

Defensive Line:

Jess Simpson — Second season (Auburn, 1993)

Outside Linebackers/Defensive Ends:

Kyle Pope — Second season (Jacksonville State, 2015)

Linebackers:

Darius Eubanks — First season (Georgia Southern, 2013)

Cornerbacks:

Kobie Jones — First season (Alabama State, 2019)

IN THE BOOTH

Offensive Coordinator:

Buster Faulkner — Second season (Valdosta State, 2005)

H-Backs:

Dylan Dockery — Second season (East Tennessee State, 2019)

Defensive Backs:

Cory Peoples — Second season (South Carolina, 2005)

COACHES

80	Brett SEITHER	SY-ther
86	Kevin ROCHE, Jr.	roash
87	JAMAURI Brice	juh-MAUR-ee
90	Blake BELIN	BEE-lin
96	SHYMEIK Jones	SHY-meek
98	AMONTRAE Bradford	uh-MAHN-tray

Coaches

	GEEP Wade	jeep
	Chris WEINKE	WENG-kee

PRONUNCIATION GUIDE

Student-Athletes

0	Malachi HOSLEY	HOSE-lee
3	AHMARI Harvey	ah-MAHR-ee
4	Isiah CANION	same as Canyon
4	DAIQUAN White	DAY-quon
7	AKELO Stone	uh-KEE-loh
8	MALIK Rutherford	muh-LEEK
12	Aaron PHILO	FY-loh
13	SAVION Riley	SAY-vee-on
15	TAH'J Butler	TAH-jay
17	Josh BEETHAM	BEE-thum

22	TRELAIN Maddox	TRAY-lin
23	Zachary TOBE	TOH-bee
39	Will KIKER	KY-ker
44	Kyle EFFORD	EE-ferd
44	Connor ROUSH	rowsh
49	CHUMA OKYOE	CHEW-muh oh-KOY-vay
55	XAVIER CANALES	X-zay-vee-er kuh-NAHL-iss
58	TANA ALO-TUPUOLA	TAN-uh AH-loh too-poo-OHL-uh
64	Ryan PURVES	purvs
67	Joe FUSILE	FEW-sill
77	KEYLAN Rutledge	KEE-lin

2025 ROSTERS

ALPHABETICAL			NUMERICAL						
NO.	NAME	POS.	NO.	NAME	POS.	HT.	WT.	CL.	HOMETOWN/HIGH SCHOOL (PREVIOUS COLLEGE)
16	Grady Adamson	QB	0	Malachi Hosley	RB	5-10	205	Jr.	Columbus, Ga./Northside H.S. (Penn)
27	Chad Alexander	RB	0	Melvin Jordan IV	LB	5-11	230	r-Jr.	St. Petersburg, Fla./Clearwater Central Catholic H.S. (Oregon State)
33	Matthew Alexander	DL	1	Jamal Haynes	RB	5-9	190	r-Sr.	Loganville, Ga./Grayson H.S.
85	Jordan Allen	WR	1	Cayman Spaulding	LB	6-0	220	Jr.	Lithonia, Ga./Miller Grove H.S. (Tennessee Tech)
58	Tana Alo-Tupuola	OL	2	E.J. Lightsey	LB	6-2	235	r-Jr.	Fitzgerald, Ga./Fitzgerald H.S. (Georgia)
32	Jayden Barr	DB	3	Ahmari Harvey	DB	6-0	195	r-Sr.	Tallahassee, Fla./Florida State Univ. School (Auburn)
17	Josh Beetham	TE	3	Eric Rivers	WR	5-11	180	r-Sr.	Chattanooga, Tenn./McCallie School (FIU)
56	Jacob Benjamin	OL	4	Isiah Canion	WR	6-4	215	So.	Warner Robins, Ga./Warner Robins H.S.
90	Blake Belin	DL	4	Daiquan White	DB	5-10	180	Jr.	Fairburn, Ga./Creekside H.S. (Eastern Michigan)
42	Will Benton IV	LS	5	Clayton Powell-Lee	DB	6-2	200	Sr.	Atlanta, Ga./Westlake H.S.
33	Aidan Birr	PK	6	Debron Gatling	WR	5-11	200	r-Fr.	Alpharetta, Ga./Milton H.S. (South Carolina)
8	Jordan Boyd	DL	6	Rodney Shelley	DB	5-11	180	Sr.	Fairburn, Ga./Langston Hughes H.S.
98	Amontrae Bradford	DL	7	Bailey Stockton	WR	5-11	185	r-So.	Bogart, Ga./Prince Avenue Christian School
87	Jamauri Brice	WR	7	Akelo Stone	DL	6-2	290	r-Sr.	Savannah, Ga./Jenkins H.S. (Ole Miss)
54	Jimmy Bryson	OL	8	Jordan Boyd	DL	6-3	260	So.	Beech Island, S.C./Silver Bluff H.S.
15	Tah'j Butler	LB	8	Malik Rutherford	WR	5-9	170	r-Sr.	Miami, Fla./Champagnat Catholic School
88	J.T. Byrne	TE	9	Omar Daniels	DB	6-0	195	r-Sr.	Moultrie, Ga./Colquitt County H.S. (Kansas State)
55	Xavier Canales	OL	9	Zion Taylor	WR	6-0	205	r-So.	Norcross, Ga./Norcross H.S.
4	Isiah Canion	WR	10	Haynes King	QB	6-3	215	r-Sr.	Longview, Texas/Longview H.S. (Texas A&M)
72	Malachi Carney	OL	11	Brayden Manley	DL	6-2	255	Jr.	Vanceboro, N.C./West Craven H.S. (Mercer)
38	A.J. Cheeks	DB	11	Dean Patterson	WR	6-2	200	r-Sr.	Lutz, Fla./Steinbrenner H.S. (Florida International)
93	Drew Cohen	DL	12	Aaron Philo	QB	6-2	220	r-Fr.	Bogart, Ga./Prince Avenue Christian School
35	Carrington Coombs	DL	13	Savion Riley	DB	6-2	215	r-Jr.	Acworth, Ga./Kennesaw Mountain H.S. (Colorado)
9	Omar Daniels	DB	13	Rahkeem Smith	WR	5-9	180	Sr.	Baltimore, Md./Calvert Hall College H.S. (Bowling Green)
45	Bayler Duncan	DB	14	Jy Gilmore	DB	5-9	190	r-Jr.	Citra, Fla./North Marion H.S. (Georgia State)
44	Kyle Efford	LB	14	Graham Knowles	QB	6-7	230	r-Fr.	Southlake, Texas/Carroll H.S.
89	Chris Elko	WR	15	Tah'j Butler	LB	6-1	230	So.	New Orleans, La./Edna Karr H.S.
81	Cal Faulkner	WR	15	Luke Harpring	TE	6-3	240	r-Fr.	Atlanta, Ga./Marist School
31	Fenix Felton	DB	16	Grady Adamson	QB	6-2	215	Fr.	Edmond, Okla./Deer Creek H.S.
79	Jordan Floyd	OL	16	Kelvin Hill	DB	5-10	190	So.	Carrollton, Ga./Carrollton H.S. (UAB)
34	Myles Forristall	LB	17	Josh Beetham	TE	6-5	255	r-Sr.	Yorkville, Ill./Yorkville H.S. (Michigan)
91	Andre Fuller, Jr.	DL	17	Jackson Hamilton	LB	6-0	225	r-Sr.	Woodstock, Ga./Blessed Trinity H.S. (Louisville)
67	Joe Fusile	OL	18	Ben Guthrie	QB	5-10	175	r-So.	Alpharetta, Ga./Alpharetta H.S.
74	Benjamin Galloway	OL	18	Troy Stevenson IV	DB	5-11	180	r-Fr.	Huger, S.C./Philip Simmons H.S.
55	Christian Garrett	DL	20	J.P. Powell	RB	5-10	200	Fr.	Colquitt, Ga./Miller County H.S.
6	Debron Gatling	WR	21	Daylon Gordon	RB	5-9	190	r-Sr.	Eastman, Ga./Dodge County H.S.
14	Jy Gilmore	DB	22	Trelain Maddox	RB	6-2	225	r-Fr.	Stone Mountain, Ga./Parkview H.S.
21	Daylon Gordon	RB	22	D.J. Moore	DB	6-1	190	r-Jr.	Loganville, Ga./Archer H.S.
18	Ben Guthrie	QB	23	Zachary Tobe	DB	6-2	195	Jr.	Ocoee, Fla./Ocoee H.S. (Illinois)
17	Jackson Hamilton	LB	24	Shane Marshall	RB	5-11	205	Fr.	Ocala, Ga./Irwin County H.S.
15	Luke Harpring	TE	24	Ronald Triplette	DL	6-2	260	r-Sr.	Houston, Texas/Shadow Creek H.S. (UTSA)
27	Tae Harris	DB	25	Dalen Penson	DB	5-11	175	Fr.	Peachtree City, Ga./Sandy Creek H.S.
3	Ahmari Harvey	DB	26	Ben Hollerbach	DB	5-10	190	r-Jr.	Savannah, Ga./Benedictine Military Academy
84	Evan Haynes	WR	27	Chad Alexander	RB	5-9	185	Jr.	Lawrenceville, Ga./Archer H.S.
1	Jamal Haynes	RB	27	Tae Harris	DB	5-11	200	Fr.	Cedartown, Ga./Cedartown H.S.
16	Kelvin Hill	DB	28	Elgin Sessions	DB	5-11	195	Fr.	Irmo, S.C./Dutch Fork H.S.
88	A.J. Hoffer	DL	29	Jon Mitchell	DB	5-11	185	r-Fr.	Jacksonville, Fla./Mandarin H.S. (Penn State)
26	Ben Hollerbach	DB	30	Lawson Pritchett	LB	6-3	220	r-Fr.	Mt. Pleasant, S.C./Rabun Gap-Nacoochee (Ga.) School
0	Malachi Hosley	RB	31	Fenix Felton	DB	6-1	195	Fr.	McDounough, Ga./Eagle's Landing Christian Academy
96	Shymeik Jones	DL	32	Jayden Barr	DB	5-11	200	Fr.	Covington, Ga./Eastside H.S.
0	Melvin Jordan IV	LB	33	Matthew Alexander	DL	6-3	290	r-Sr.	Buford, Ga./Buford H.S. (UCF)
71	Peyton Joseph	OL	33	Aidan Birr	PK	6-1	205	r-Jr.	Kennedale, Texas/Kennedale H.S.

2025 ROSTERS

NO.	NAME	POS.	HT.	WT.	CL.	HOMETOWN/HIGH SCHOOL (PREVIOUS COLLEGE)	NO.	NAME	POS.
34	Myles Forristall	LB	6-0	230	r-So.	Cartersville, Ga./Cartersville H.S.	39	Will Kiker	DB
35	Carrington Coombs	DL	6-3	240	Fr.	Buford, Ga./Hebron Christian Academy	10	Haynes King	QB
36	Christian Pritchett	DB	6-2	195	So.	Harvey, La./St. Augustine H.S.	14	Graham Knowles	QB
37	Joseph Moseley	WR	6-0	195	r-Fr.	Marietta, Ga./Marietta H.S.	2	E.J. Lightsey	LB
38	A.J. Cheeks	DB	5-10	180	r-So.	Lawrenceville, Ga./Mountain View H.S.	78	Ethan Mackenny	OL
39	Will Kiker	DB	6-1	195	r-So.	Ellijay, Ga./Gilmer County H.S.	22	Trelain Maddox	RB
40	Joshua Taylor	P	6-3	220	r-So.	Sharpsburg, Ga./Trinity Christian School	11	Brayden Manley	DL
41	Landon Shaffer	PK	5-9	190	Fr.	Dallas, Ga./East Paulding H.S.	97	Landen Marshall	DL
42	Will Benton IV	LS	6-1	210	r-Sr.	Atlanta, Ga./Westminster Schools (SMU)	24	Shane Marshall	RB
44	Kyle Eford	LB	6-2	225	r-Jr.	Dacula, Ga./Dacula H.S.	29	Jon Mitchell	DB
44	Connor Roush	TE	6-4	235	Fr.	Atlanta, Ga./Wesleyan School	22	D.J. Moore	DB
45	Bayler Duncan	DB	6-0	210	r-Fr.	Cumming, Ga./South Forsyth H.S.	52	Harrison Moore	OL
47	Marshall Nichols	P	6-2	220	Sr.	Atlanta, Ga./Holy Innocents Episcopal School (UNLV)	95	Jason Moore	DL
48	Joseph Stoever	LS	6-2	210	r-So.	Savannah, Ga./Benedictine Military Academy	37	Joseph Moseley	WR
49	Chuma Okoye	DL	6-0	245	r-So.	Dacula, Ga./Dacula H.S.	47	Marshall Nichols	P
49	Ronnie Thomas	LS	5-10	215	r-Jr.	Warner Robins, Ga./Houston County H.S. (Kennesaw State)	94	Derry Norris, Jr.	DL
51	Kevin Peay, Jr.	OL	6-4	310	Fr.	Lancaster, S.C./Lancaster H.S.	49	Chuma Okoye	DL
52	Harrison Moore	OL	6-5	300	So.	Southlake, Texas/Carroll H.S.	11	Dean Patterson	WR
54	Jimmy Bryson	OL	6-4	300	Fr.	Crossville, Tenn./Baylor School	51	Kevin Peay, Jr.	OL
55	Xavier Canales	OL	6-4	300	Fr.	Marietta, Ga./Douglass H.S.	25	Dalen Penson	DB
55	Christian Garrett	DL	6-4	265	Fr.	Monroe, Ga./Prince Avenue Christian School	69	Josh Petty	OL
56	Jacob Benjamin	OL	6-4	305	r-So.	Flowery Branch, Ga./Cherokee Bluff H.S. (Army West Point)	12	Aaron Philo	QB
58	Tana Alo-Tupuola	OL	6-2	325	So.	Brownsburg, Ind./IMG (Fla.) Academy	20	J.P. Powell	RB
64	Ryan Purves	OL	6-3	305	r-Jr.	Marietta, Ga./Walton H.S.	5	Clayton Powell-Lee	DB
66	Will Reed	OL	6-5	310	r-Sr.	Redmond, Wash./Eastside Catholic H.S. (Princeton)	36	Christian Pritchett	DB
67	Joe Fusile	OL	6-4	305	r-Sr.	Richmond Hill, Ga./Richmond Hill H.S.	30	Lawson Pritchett	LB
69	Josh Petty	OL	6-6	285	Fr.	Milton, Ga./Fellowship Christian School	64	Ryan Purves	OL
70	Jameson Riggs	OL	6-5	310	r-Fr.	Douglasville, Ga./Hiram H.S.	83	Blake Ragsdale	TE
71	Peyton Joseph	OL	6-4	305	Fr.	Fort Valley, Ga./Houston County H.S.	66	Will Reed	OL
72	Malachi Carney	OL	6-4	335	r-Jr.	Pleasant Grove, Ala./Pleasant Grove H.S. (South Alabama)	70	Jameson Riggs	OL
74	Benjamin Galloway	OL	6-4	310	r-So.	Powder Springs, Ga./Hillgrove H.S.	13	Savior Riley	DB
75	Andrew Rosinski	OL	6-5	300	r-Fr.	Ball Ground, Ga./Creekview H.S. (North Carolina)	3	Eric Rivers	WR
77	Keylan Rutledge	OL	6-4	330	Sr.	Royston, Ga./Franklin County H.S. (Middle Tennessee)	86	Kevin Roche, Jr.	TE
78	Ethan Mackenny	OL	6-5	310	r-So.	Marietta, Ga./Lassiter H.S.	75	Andrew Rosinski	OL
79	Jordan Floyd	OL	6-6	325	r-Fr.	Lilburn, Ga./Parkview H.S.	44	Connor Roush	TE
80	Brett Seither	TE	6-5	240	r-Sr.	Clearwater, Fla./Clearwater Cent. Cath. H.S. (Georgia)	8	Malik Rutherford	WR
81	Cal Faulkner	WR	6-2	195	Fr.	Dahlonega, Ga./Lumpkin County H.S.	77	Keylan Rutledge	OL
83	Blake Ragsdale	TE	6-4	240	r-Fr.	Nashville, Tenn./Montgomery Bell Academy	80	Brett Seither	TE
84	Evan Haynes	WR	6-3	205	Fr.	Milton, Ga./Fellowship Christian School	28	Elgin Sessions	DB
85	Jordan Allen	WR	5-9	180	Fr.	Lawrenceville, Ga./Buford H.S.	41	Landon Shaffer	PK
86	Kevin Roche, Jr.	TE	6-9	255	Fr.	Darien, Conn./Darien H.S.	6	Rodney Shelley	DB
87	Jamauri Brice	WR	5-10	190	Fr.	Cartersville, Ga./Cartersville H.S.	13	Rahkeem Smith	WR
88	J.T. Byrne	TE	6-5	265	r-Sr.	Carmel-by-the-Sea, Calif./Carmel H.S. (Cal)	1	Cayman Spaulding	LB
88	A.J. Hoffer	DL	6-4	255	Jr.	Atlanta, Ga./Woodward Academy	18	Troy Stevenson IV	DB
89	Chris Elko	WR	6-1	205	r-So.	Roswell, Ga./Roswell H.S.	7	Bailey Stockton	WR
90	Blake Belin	DL	6-3	295	Fr.	Harlem, N.Y./Cardinal Hayes H.S.	48	Joseph Stoever	LS
91	Andre Fuller, Jr.	DL	6-3	240	Fr.	Grayson, Ga./Grayson H.S.	7	Akelo Stone	DL
93	Drew Cohen	DL	6-3	240	r-Fr.	Milton, Ga./Milton H.S.	40	Joshua Taylor	P
94	Derry Norris, Jr.	DL	6-4	290	Fr.	Daytona Beach, Fla./Spruce Creek H.S.	9	Zion Taylor	WR
95	Jason Moore	DL	6-2	300	r-Sr.	Hampton, Ga./Dutchtown H.S.	49	Ronnie Thomas	LS
96	Shymeik Jones	DL	6-5	310	r-So.	Camden, S.C./Camden H.S.	23	Zachary Tobe	DB
97	Landen Marshall	DL	6-2	295	r-Fr.	Andalusia, Ala./Andalusia H.S.	24	Ronald Triplette	DL
98	Amontrae Bradford	DL	6-5	255	So.	Statesboro, Ga./Statesboro H.S.	99	Jordan van den Berg	DL
99	Jordan van den Berg	DL	6-3	310	r-Sr.	Johannesburg, S. Africa/Providence Christian Academy (Penn State)	4	Daiquan White	DB

RECORD BREAKDOWN

Current Streak	Won 5
Current Streak at Bobby Dodd	Won 8
Current Road Streak	Won 2
Current Neutral Streak	Lost 1
Last Win	30-29 (OT) at Wake Forest (9/27/25)
Last Home Win	45-24 vs Temple (9/20/25)
Last Home Loss	31-13 vs. No. 11 Notre Dame (10/19/24 - Mercedes-Benz Stadium)
Last Win Away From Home	30-29 (OT) at Wake Forest (9/27/25)
Last True Road Win	30-29 (OT) at Wake Forest (9/27/25)
Last Loss Away from Home	35-27 vs. Vanderbilt (Birmingham Bowl) (12/27/24)
Last True Road Loss	44-42(8OT) at No. 6 Georgia (11/29/24)

	Under Key	2025
Overall	23-16	5-0
Playing at home	12-7	3-0
Playing on the road	9-8	2-0
Playing at a neutral site	2-1	0-0
In bowl games	1-1	0-0
In overtime	1-1	0-0
More than 7 days to prepare	8-5	2-0

In August	3-0	1-0
In September	7-5	4-0
In October	6-5	0-0
In November	6-5	0-0
In December	1-1	0-0
In January	0-0	0-0

Outrushing opponent	17-3	3-0
When rushing for 300 yards	5-0	2-0
When rushing for 400 yards	0-0	0-0
When rushing for 500 yards	0-0	0-0
When rushing for 600 yards	0-0	0-0
Outrushed by opponent	5-13	2-0
When allowing 300 yards rushing	0-0	0-0
Rushing yards the same	1-0	0-0
Outpassing opponent	12-10	4-0
When passing for 300 yards	3-5	1-0
Outpassed by opponent	11-5	1-0
When allowing 300 yards passing	3-2	0-0
When allowing 400 yards passing	0-0	0-0

More total offense than opponent	15-6	3-0
When having 400+ total offense	12-5	4-0
When having 500+ total offense	5-1	1-0
When having 600+ total offense	2-0	1-0
Less total offense than opponent	8-10	2-0
When allowing 400+ total offense	7-10	1-0
When allowing 500+ total offense	1-3	0-0

Committing fewer turnovers	13-3	1-0
Committing more turnovers	4-9	4-0
Turnovers are even	6-4	0-0

< 30:00 of time of possession	10-4	2-0
> 30:00 of time of possession	13-12	3-0

Scoring first	15-10	3-0
Opponent scores first	8-6	2-0

Leading after the 1st quarter	13-7	4-0
Trailing after the 1st quarter	7-7	1-0
Tied after the 1st quarter	3-2	0-0
Leading at halftime	15-2	4-0
Trailing at halftime	6-14	1-0
Tied at halftime	2-0	0-0
Leading after the 3rd quarter	16-3	3-0
Trailing after the 3rd quarter	6-13	2-0
Tied after the 3rd quarter	1-0	0-0

Scoring 0-10 points	0-2	0-0
Scoring 11-20 points	0-5	0-0
Scoring 21-30 points	13-7	2-0
Scoring 31-40 points	2-1	0-0
Scoring 41-plus points	7-1	2-0

Opponent scores 0-10 points	1-0	0-0
Opponent scores 11-20 points	11-1	2-0
Opponent scores 21-30 points	9-1	3-0
Opponent scores 31-40 points	1-10	0-0
Opponent scores 41-plus points	1-4	0-0

GAMES PLAYED AND STARTS AT GEORGIA TECH

GAMES

NAME	'21	'22	'23	'24	'25	TOT.	CONS.
M. Rutherford	3	12	13	13	5	46	43
C. Powell-Lee	-	12	13	13	5	43	43
J. Haynes	2	9	13	13	5	42	33
J. Fusile	-	10	13	13	5	41	33
D. Gordon	-	10	10	13	5	38	22
A. Harvey	-	9	11	13	5	38	21
R. Shelley	-	10	13	11	3	37	3
K. Efford	-	4	12	10	5	32	5
J. Moore	-	10	3	13	5	31	18
A. Birr	-	-	12	13	5	30	30
O. Daniels	-	-	11	12	5	28	9
H. King	-	-	13	11	4	28	4
C. Alexander	-	-	12	10	-	22	-
B. Stockton	-	-	2	13	5	20	18
E. Mackenny	-	-	10	5	5	20	10
A. Stone	3	12	-	-	5	20	5
B. Seither	-	-	13	-	4	17	-
K. Rutledge	-	-	-	13	5	18	18
T. Butler	-	-	-	13	5	18	18
Z. Tobe	-	-	-	13	5	18	18
J. van den Berg	-	-	-	13	5	18	18
T. Alo-Tupuola	-	-	-	13	3	16	-
H. Moore	-	-	-	11	5	16	15
I. Canion	-	-	-	10	5	15	15
A. Bradford	-	-	-	11	5	15	10
J. Beethum	-	-	-	10	5	15	10
J. Boyd	-	-	-	10	5	15	8
C. Pritchett	-	-	-	11	4	15	-
C. Elko	-	-	-	9	5	14	13
E.J. Lightsey	-	-	-	9	5	14	12
J. Hamilton	-	-	-	13	-	13	-
W. Kiker	-	-	-	6	5	11	11
Z. Taylor	-	-	-	5	5	10	6
L. Harpring	-	-	-	4	5	9	5
B. Galloway	-	-	4	4	1	9	1
D.J. Moore	-	2	4	-	2	8	-
A. Philo	-	-	-	4	2	6	-
S. Jones	-	-	-	2	4	6	2
M. Jordan IV	-	-	-	-	5	5	5
M. Hosley	-	-	-	-	5	5	5
C. Spaulding	-	-	-	-	5	5	5
E. Rivers	-	-	-	-	5	5	5
D. White	-	-	-	-	5	5	5
D. Patterson	-	-	-	-	5	5	5
B. Manley	-	-	-	-	5	5	5
J. Gilmore	-	-	-	-	5	5	5
K. Hill	-	-	-	-	5	5	5
J.P. Powell	-	-	-	-	5	5	5
S. Marshall	-	-	-	-	5	5	5
T. Harris	-	-	-	-	5	5	5
M. Alexander	-	-	-	-	5	5	5
M. Forristall	-	-	-	-	5	5	5
W. Benton	-	-	-	-	5	5	5
M. Nichols	-	-	-	-	5	5	5
R. Thomas	-	-	-	-	5	5	5
J. Riggs	-	-	-	-	5	5	5
M. Carney	-	-	-	-	5	5	5
J.T. Byrne	-	-	-	-	5	5	5
B. Hollerbach	-	-	-	3	1	4	-
E. Sessions	-	-	-	-	4	4	4
P. Joseph	-	-	-	-	4	4	4
A. Fuller	-	-	-	-	4	4	1
L. Marshall	-	-	-	-	3	3	-
T. Maddox	-	-	-	2	1	3	-
C. Garrett	-	-	-	-	3	3	-
J. Mitchell	-	-	-	-	3	3	-
J. Allen	-	-	-	-	3	3	-
A.J. Hoffler	-	-	-	-	3	3	3
R. Triplette	-	-	-	-	3	3	2
D. Penson	-	-	-	-	3	3	2
J. Petty	-	-	-	-	3	3	2
W. Reed	-	-	-	-	2	2	-
S. Riley	-	-	-	-	1	1	-
D. Gatling	-	-	-	-	1	1	-
G. Knowles	-	-	-	-	1	1	-
C. Coombs	-	-	-	-	1	1	-
L. Shaffer	-	-	-	-	1	1	-
K. Peay	-	-	-	-	1	1	-
B. Belin	-	-	-	-	1	1	-
D. Cohen	-	-	-	-	1	1	-
F. Felton	-	-	-	-	1	1	1

STARTS

NAME	'22	'23	'24	'25	TOT.	CONS.
J. Fusile	8	13	13	5	39	31
J. Haynes	-	12	13	4	29	-
H. King	-	13	11	4	28	3
C. Powell-Lee	6	2	13	5	26	18
A. Harvey	-	6	13	5	24	19
M. Rutherford	1	10	9	4	24	3
K. Efford	-	7	10	5	22	5
K. Rutledge	-	-	13	5	18	18
E. Mackenny	-	9	1	5	15	6
J. van den Berg	-	-	7	5	12	7
O. Daniels	-	1	5	5	11	8
E.J. Lightsey	-	-	2	5	7	6
R. Shelley	-	2	4	-	6	-
H. Moore	-	-	1	5	6	5
I. Canion	-	-	-	5	5	5
M. Carney	-	-	-	5	5	5
B. Manley	-	-	-	5	5	5
J. Gilmore	-	-	-	5	5	5
Z. Tobe	-	-	-	5	5	5
M. Alexander	-	-	-	5	5	5
E. Rivers	-	-	-	3	3	-
A. Fuller	-	-	-	3	3	-
J.T. Byrne	-	-	-	3	3	1
J. Beethum	-	-	1	2	3	1
B. Seither	-	1	-	1	2	-
D. Patterson	-	-	-	1	1	-
A.J. Hoffler	-	-	-	2	2	2
B. Stockton	-	-	-	1	1	-
A. Philo	-	-	-	1	1	-
T. Butler	-	-	-	1	1	-

CAREER HIGHS AT GEORGIA TECH

CHAD ALEXANDER

Rush Attempts: 10, twice - last at North Carolina (Oct. 12, 2024)
Rushing Yards: 61, at North Carolina (Oct. 12, 2024)
Rushing Touchdowns: 1, at North Carolina (Oct. 12, 2024)
Longest Rush: 28, at North Carolina (Oct. 12, 2024)
Receptions: 2, vs No. 12/11 Notre Dame (Oct. 19, 2024)
Receiving Yards: 18, vs No. 12/11 Notre Dame (Oct. 19, 2024)
Longest Reception: 12, vs No. 12/11 Notre Dame (Oct. 19, 2024)
Tackles: 1, 3x - last vs. No. 1 Georgia (Nov. 25, 2023)
Solo Tackles: 1 at No. 17 Miami (Oct. 7, 2023)
Fumbles Recovered: 1 at Wake Forest (Sept. 23, 2023)

JORDAN ALLEN

Receptions: 1, vs Gardner-Webb (Sept. 6, 2025)
Receiving Yards: 78, vs Gardner-Webb (Sept. 6, 2025)
Longest Reception: 78, vs Gardner-Webb (Sept. 6, 2025)
Rush Attempts: 1, vs. Temple (Sept. 20, 2025)
Rushing Yards: 4, vs. Temple (Sept. 20, 2025)
Longest Rush: 4, vs. Temple (Sept. 20, 2025)

MATTHEW ALEXANDER

Tackles: 2, twice - last vs Gardner-Webb (Sept. 6, 2025)
Solo Tackles: 2, at Colorado (Aug. 29, 2025)
Fumbles Recovered: 1, vs Gardner-Webb (Sept. 6, 2025)

JOSH BEETHAM

Receptions: 2, at Virginia Tech (Oct. 26, 2024)
Receiving Yards: 23, at Virginia Tech (Oct. 26, 2024)
Longest Reception: 17 twice - last at Wake Forest (Sept. 27, 2025)

BLAKE BELIN

Tackles: 1, vs Gardner-Webb (Sept. 6, 2025)

AIDAN BIRR

Field Goals Made: 3, 6x - last at Wake Forest (Sept. 27, 2025)
Field Goal Attempts: 4 vs. No. 1 Georgia (Nov. 25, 2023)
Longest Field Goal Made: 55, vs No. 12/11 Clemson (Sept. 13, 2025)

JORDAN BOYD

Tackles: 4, vs. Temple (Sept. 20, 2025)
Solo Tackles: 2, twice - last vs. Temple (Sept. 20, 2025)
Tackles for Loss: 1, vs Gardner-Webb (Sept. 6, 2025)
QB Hurries: 1, vs Gardner-Webb (Sept. 6, 2025)

AMONTRAE BRADFORD

Tackles: 5, vs Gardner-Webb (Sept. 6, 2025)
Solo Tackles: 3, vs Gardner-Webb (Sept. 6, 2025)
Sacks: 2, vs Gardner-Webb (Sept. 6, 2025)
Tackles for Loss: 2 twice - last at Wake Forest (Sept. 27, 2025)
Blocked Kicks: 1, at Syracuse (Sept. 7, 2024)

TAH'J BUTLER

Tackles: 8, vs. Temple (Sept. 20, 2025)
Solo Tackles: 5, vs. Temple (Sept. 20, 2025)
Tackles for Loss: 1.5, vs Gardner-Webb (Sept. 6, 2025)
Pass Breakups: 1, vs. Temple (Sept. 20, 2025)

J.T. Byrne

Receptions: 1, at Wake Forest (Sept. 27, 2025)
Receiving Yards: 4, at Wake Forest (Sept. 27, 2025)
Longest Reception: 4, at Wake Forest (Sept. 27, 2025)

ISIAH CANION

Receptions: 5, vs No. 12/11 Clemson (Sept. 13, 2025)
Receiving Yards: 70, at Wake Forest (Sept. 27, 2025)
Longest Reception: 42, vs Gardner-Webb (Sept. 6, 2025)
Receiving TDs: 1, twice - last vs. Temple (Sept. 20, 2025)

OMAR DANIELS

Tackles: 7, 3x - last vs. No. 12/11 Clemson (Sept. 13, 2025)
Solo Tackles: 4, twice - last at Syracuse (Sept. 7, 2024)
Tackles for Loss: 1, 3x - last vs. No. 4 Miami (Fla.) (Nov. 9, 2024)
Pass Breakups: 1, 3x - last vs. Duke (Oct. 5, 2024)
Interceptions: 1, vs. No. 12/11 Clemson (Sept. 13, 2025)
Forced Fumbles: 1, vs. No. 12/11 Clemson (Sept. 13, 2025)

KYLE EFFORD

Tackles: 13 vs Georgia State (Aug. 31, 2024)
Solo Tackles: 6 vs. USF (Dec. 22, 2023 - Gasparilla Bowl)
Sacks: 1.0, 3x - last vs. No. 4 Miami (Fla.) (Nov. 9, 2024)
Tackles for Loss: 1.0, 3x - last at Syracuse (Sept. 7, 2024)
Pass Breakups: 1, 3x - last vs. Temple (Sept. 20, 2025)
Interceptions: 1 vs. Syracuse (Nov. 18, 2023)

CHRIS ELKO

Receptions: 1, vs. VMI (Sept. 14, 2024)
Receiving Yards: 41, vs. VMI (Sept. 14, 2024)
Longest Reception: 41, vs. VMI (Sept. 14, 2024)
Tackles: 1, 4x - last vs. No. 12/11 Clemson (Sept. 13, 2025)

MYLES FORRISTALL

Tackles: 2, vs Gardner-Webb (Sept. 6, 2025)

ANDRE FULLER

Tackles: 3, twice - last vs Gardner-Webb (Sept. 6, 2025)
Solo Tackles: 3, at Colorado (Aug. 29, 2025)
Tackles for Loss: 1.0, twice - last vs Gardner-Webb (Sept. 6, 2025)

CHRISTIAN GARRETT

Tackles: 4, vs Gardner-Webb (Sept. 6, 2025)
Solo Tackles: 2, vs Gardner-Webb (Sept. 6, 2025)
Sacks: 1, vs Gardner-Webb (Sept. 6, 2025)
Tackles for Loss: 1, vs Gardner-Webb (Sept. 6, 2025)

JY GILMORE

Tackles: 7, at Wake Forest (Sept. 27, 2025)
Solo Tackles: 6, at Wake Forest (Sept. 27, 2025)
Tackles for Loss: 1, at Colorado (Aug. 29, 2025)

DAYLON GORDON

Rush Attempts: 2, vs. VMI (Sept. 14, 2024)
Rushing Yards: 47, vs. Temple (Sept. 20, 2025)
Longest Rush: 47, vs. Temple (Sept. 20, 2025)
Rushing TDs: 1, vs. Temple (Sept. 20, 2025)
Longest Kick Return: 12, vs. Vanderbilt (Dec. 27, 2024 - Birmingham Bowl)
Tackles: 3, at Virginia Tech (Oct. 26, 2024)
Blocked Kicks: 1 vs. Virginia (Oct. 20, 2022)

JACKSON HAMILTON

Tackles: 7, at No. 6 Georgia (Nov. 29, 2024)
Solo Tackles: 2, twice - last at No. 6 Georgia (Nov. 29, 2024)
Tackles for Loss: 1.0, at No. 19/20 Louisville (Sept. 21, 2024)

LUKE HARPRING

Receptions: 2, twice - last at Colorado (Aug. 29, 2025)
Receiving Yards: 36, at North Carolina (Oct. 12, 2024)
Longest Reception: 27, at North Carolina (Oct. 12, 2024)
Longest Kickoff Return: 6, vs. Gardner-Webb (Sept. 6, 2025)

TAE HARRIS

Tackles: 3, twice - last vs. Temple (Sept. 20, 2025)
Solo Tackles: 3, vs. Temple (Sept. 20, 2025)
Pass Breakups: 1, twice - last vs. Temple (Sept. 20, 2025)

AHMARI HARVEY

Tackles: 8, 3x - last vs. No. 4 Miami (Fla.) (Nov. 9, 2024)
Solo Tackles: 6, twice - last vs. No. 10 Florida State (Aug. 24, 2024)
Tackles for Loss: 2, at Wake Forest (Sept. 27, 2025)
Fumbles Forced: 1, twice - last vs. VMI (Sept. 14, 2024)
Fumbles Recovered: 1 vs. Virginia (Oct. 20, 2022)
Pass Breakups: 2, vs. UCF (Dec. 22, 2023 - Gasparilla Bowl)
Interceptions: 1, 4x - last vs. Duke (Oct. 5, 2024)

JAMAL HAYNES

Rush Attempts: 19, 3x - last at North Carolina (Oct. 12, 2024)
Rushing Yards: 170, at North Carolina (Oct. 12, 2024)
Rushing TDs: 2, 3x - last vs Gardner-Webb (Sept. 6, 2025)
Longest Rush: 68, at North Carolina (Oct. 12, 2024)
Receptions: 5, 3x - last at Wake Forest (Sept. 27, 2025)
Receiving Yards: 56 vs. Louisville (Sept. 1, 2023)
Longest Reception: 46 vs. Louisville (Sept. 1, 2023)
Receiving TDs: 1, 3x - last at No. 6 Georgia (Nov. 29, 2024)

KELVIN HILL

Tackles: 5, vs Gardner-Webb (Sept. 6, 2025)
Solo Tackles: 2, vs Gardner-Webb (Sept. 6, 2025)
Tackles for Loss: 2.5, vs Gardner-Webb (Sept. 6, 2025)
Pass Breakups: 1, vs. Temple (Sept. 20, 2025)

A.J. HOFFLER

Tackles: 3, at Wake Forest (Sept. 27, 2025)
Solo Tackles: 1, at Wake Forest (Sept. 27, 2025)

MALACHI HOSLEY

Rush Attempts: 9, vs Gardner-Webb (Sept. 6, 2025)
Rushing Yards: 100, vs Gardner-Webb (Sept. 6, 2025)
Rushing TDs: 2, vs Gardner-Webb (Sept. 6, 2025)
Longest Rush: 55, vs Gardner-Webb (Sept. 6, 2025)
Receptions: 2, at Wake Forest (Sept. 27, 2025)
Receiving Yards: 24, at Colorado (Aug. 29, 2025)
Longest Reception: 24, at Colorado (Aug. 29, 2025)

SHYMEIK JONES

Tackles: 2, twice - last vs. Temple (Sept. 20, 2025)

MELVIN JORDAN IV

Tackles: 6, vs. Temple (Sept. 20, 2025)
Solo Tackles: 2, twice - last vs Gardner-Webb (Sept. 6, 2025)
Sacks: 0.5, vs Gardner-Webb (Sept. 6, 2025)

WILL KIKER

Tackles: 3, vs Gardner-Webb (Sept. 6, 2025)
Solo Tackles: 2, vs Gardner-Webb (Sept. 6, 2025)

HAYNES KING

Rushing Attempts: 25, vs. No. 12/11 Clemson (Sept. 13, 2025)
Rushing Yards: 156, at Colorado (Aug. 29, 2025)
Rushing TDs: 3, twice - last at Colorado (Aug. 29, 2025)
Longest Rush: 71 vs. Boston College (Oct. 21, 2023)
Pass Attempts: 41 at No. 17/19 Ole Miss (Sept. 16, 2023)
Pass Completions: 29, at Syracuse (Sept. 7, 2024)
Passing Yards: 348 vs. Bowling Green (Sept. 30, 2023)
Passing TDs: 4, 3x - last vs. No. 17 North Carolina (Oct. 28, 2023)
Longest Pass: 58 at Virginia (Nov. 4, 2023)

GRAHAM KNOWLES

Pass Attempts: 1, vs Gardner-Webb (Sept. 6, 2025)
Pass Completions: 1, vs Gardner-Webb (Sept. 6, 2025)
Passing Yards: 84, vs Gardner-Webb (Sept. 6, 2025)
Passing TDs: 1, vs Gardner-Webb (Sept. 6, 2025)
Longest Pass: 84, vs Gardner-Webb (Sept. 6, 2025)

E.J. LIGHTSEY

Tackles: 10, vs. No. 12/11 Clemson (Sept. 13, 2025)
Solo Tackles: 6, vs. No. 12/11 Clemson (Sept. 13, 2025)
Tackles for Loss: 0.5, twice - last vs. Vanderbilt (Dec. 27, 2024 - Birmingham Bowl)
Interceptions: 1, vs. NC State (Nov. 21, 2024)

TRELAIN MADDOX

Rush Attempts: 9, vs. VMI (Sept. 14, 2024)
Rushing Yards: 53, vs. VMI (Sept. 14, 2024)
Rushing TDs: 1, vs. VMI (Sept. 14, 2024)
Longest Rush: 14, vs. VMI (Sept. 14, 2024)
Receptions: 1, at No. 19/20 Louisville (Sept. 21, 2024)
Receiving Yards: 9, at No. 19/20 Louisville (Sept. 21, 2024)
Longest Reception: 9, at No. 19/20 Louisville (Sept. 21, 2024)

BRAYDEN MANLEY

Tackles: 3, vs Gardner-Webb (Sept. 6, 2025)
Solo Tackles: 2, vs. Temple (Sept. 20, 2025)
Sacks: 0.5, vs Gardner-Webb (Sept. 6, 2025)
Tackles for Loss: 0.5, vs Gardner-Webb (Sept. 6, 2025)
Pass Breakups: 1, at Colorado (Aug. 29, 2025)

LANDEN MARSHALL

Tackles: 1, vs Gardner-Webb (Sept. 6, 2025)

SHANE MARSHALL

Rush Attempts: 1, vs Gardner-Webb (Sept. 6, 2025)
Rushing Yards: 2, vs Gardner-Webb (Sept. 6, 2025)
Longest Rush: 2, vs Gardner-Webb (Sept. 6, 2025)
Longest Kick Return: 22, at Wake Forest (Sept. 27, 2025)

JON MITCHELL

Tackles: 2, twice last - vs. Temple (Sept. 20, 2025)
Solo Tackles: 1, 3x last - vs. Temple (Sept. 20, 2025)

D.J. MOORE

Tackles: 3, vs Gardner-Webb (Sept. 6, 2025)
Solo Tackles: 2, vs Gardner-Webb (Sept. 6, 2025)



CAREER HIGHS AT GEORGIA TECH

JASON MOORE

Tackles: 3, vs Gardner-Webb (Sept. 6, 2025)
Solo Tackles: 1, 8x - last vs Gardner-Webb (Sept. 6, 2025)
Sacks: 1.0, twice - last at North Carolina (Nov. 19, 2022)
Tackles for Loss: 1.0, 3x - last vs No. 12/11 Notre Dame (Oct. 19, 2024)
Fumbles Forced: 1, at Florida St. (Oct. 29, 2022)
Pass Breakups: 1, at Florida St. (Oct. 29, 2022)

MARSHALL NICHOLS

Punts: 4, twice - last at Wake Forest (Sept. 27, 2025)
Longest Punt: 64, vs. Temple (Sept. 20, 2025)
Inside the 20: 4, at Wake Forest (Sept. 27, 2025)
Passing Attempts: 1, at Wake Forest (Sept. 27, 2025)
Passing Completions: 1, at Wake Forest (Sept. 27, 2025)
Passing Yards: 5, at Wake Forest (Sept. 27, 2025)

DERRY NORRIS

Tackles: 1, vs Gardner-Webb (Sept. 6, 2025)

DEAN PATTERSON

Receptions: 3, vs Gardner-Webb (Sept. 6, 2025)
Receiving Yards: 87, vs Gardner-Webb (Sept. 6, 2025)
Receiving TDs: 1, vs Gardner-Webb (Sept. 6, 2025)
Longest Reception: 84, vs Gardner-Webb (Sept. 6, 2025)

DALEN PENSON

Tackles: 1, vs. Temple (Sept. 20, 2025)
Solo Tackles: 1, vs. Temple (Sept. 20, 2025)

AARON PHILO

Rushing Attempts: 7, vs. NC State (Nov. 21, 2024)
Rushing Yards: 57, vs. NC State (Nov. 21, 2024)
Longest Rush: 18, vs. NC State (Nov. 21, 2024)
Rushing TDs: 1, vs. NC State (Nov. 21, 2024)
Passing Attempts: 33, vs. NC State (Nov. 21, 2024)
Passing Completions: 21, vs Gardner-Webb (Sept. 6, 2025)
Passing Touchdowns: 1, twice
- last vs Gardner-Webb (Sept. 6, 2025)
Passing Yards: 373, vs Gardner-Webb (Sept. 6, 2025)
Longest Pass: 78, vs Gardner-Webb (Sept. 6, 2025)

J.P. POWELL

Rush Attempts: 4, vs Gardner-Webb (Sept. 6, 2025)
Rushing Yards: 61, vs. Temple (Sept. 20, 2025)
Rushing TDs: 1, vs Gardner-Webb (Sept. 6, 2025)
Longest Rush: 61, vs. Temple (Sept. 20, 2025)
Tackles: 1, vs. No. 12/11 Clemson (Sept. 13, 2025)

CLAYTON POWELL-LEE

Tackles: 14 at Florida State (Oct. 29, 2022)
Solo Tackles: 7 at Florida State (Oct. 29, 2022)
Tackles for Loss: 1.0, twice - last at No. 6 Georgia (Nov. 29, 2024)
Fumbles Forced: 1, vs Gardner-Webb (Sept. 6, 2025)
Fumbles Recovered: 1, 3x - last at No. 1 Georgia (Nov. 26, 2022)
Interceptions: 1, twice - last vs. Louisville (Sept. 1, 2023)
Pass Breakups: 2 vs. Louisville (Sept. 1, 2023)
QB Hurries: 1, at Virginia Tech (Oct. 26, 2024)
Sacks: 1, at No. 6 Georgia (Nov. 29, 2024)

CHRISTIAN PRITCHETT

Tackles: 2, twice - last vs. Temple (Sept. 20, 2025)
Solo Tackles: 1, vs Gardner-Webb (Sept. 6, 2025)

SAVION RILEY

Tackles: 3, at Colorado (Aug. 29, 2025)
Solo Tackles: 2, at Colorado (Aug. 29, 2025)

ERIC RIVERS

Receptions: 4, vs Gardner-Webb (Sept. 6, 2025)
Receiving Yards: 33, vs Gardner-Webb (Sept. 6, 2025)
Longest Reception: 17, vs Gardner-Webb (Sept. 6, 2025)
Rushing Attempt: 2, at Colorado (Aug. 29, 2025)
Rushing Yards: 34, at Colorado (Aug. 29, 2025)
Longest Rush: 27, at Colorado (Aug. 29, 2025)
Longest Punt Return: 21, at Colorado (Aug. 29, 2025))

MALIK RUTHERFORD

Receptions: 8, vs Duke (Oct. 5, 2024)
Receiving Yards: 131 vs Georgia State (Aug. 31, 2024)
Longest Reception: 55 vs. Louisville (Sept. 1, 2023)
Receiving TDs: 2 vs. No. 17 North Carolina (Oct. 28, 2023)
Rushing Attempt: 2, 3x - last at Wake Forest (Sept. 27, 2025)
Rushing Yards: 29, vs. Vanderbilt (Dec. 27, 2024 - Birmingham Bowl)
Longest Rush: 29, vs. Vanderbilt (Dec. 27, 2024 - Birmingham Bowl)

BRETT SEITHER

Receptions: 2 vs. No. 17 North Carolina (Oct. 28, 2023)
Receiving Yards: 40 vs. No. 17 North Carolina (Oct. 28, 2023)
Receiving TDs: 2 vs. No. 17 North Carolina (Oct. 28, 2023)
Longest Reception: 35 vs. No. 17 North Carolina (Oct. 28, 2023)

ELGIN SESSIONS

Tackles: 1, vs Gardner-Webb (Sept. 6, 2025)
Solo Tackles: 1, vs Gardner-Webb (Sept. 6, 2025)

RODNEY SHELLEY

Tackles: 8 at Clemson (Nov. 11, 2023)
Solo Tackles: 4 at Clemson (Nov. 11, 2023)
Blocked Kicks: 1, at Clemson (Nov. 11, 2023)
Tackles for Loss: 3.0, at Virginia Tech (Oct. 26, 2024)
Pass Breakups: 2 vs. No. 1 Georgia (Nov. 25, 2023)
Longest Punt Return: 26 vs. VMI (Sept. 14, 2024)

CAYMAN SPAULDING

Tackles: 3, at Colorado (Aug. 29, 2025)
Solo Tackles: 3, at Colorado (Aug. 29, 2025)
Tackles for Loss: 0.5, vs. Temple (Sept. 20, 2025)
Sacks: 0.5, vs. Temple (Sept. 20, 2025)
Pass Breakups: 1, vs. Temple (Sept. 20, 2025)

BAILEY STOCKTON

Receptions: 5, vs. NC State (Nov. 21, 2024)
Receiving Yards: 54, vs. NC State (Nov. 21, 2024)
Receiving TDs: 1, vs. Vanderbilt (Dec. 27, 2024 - Birmingham Bowl)
Rushing Attempts: 1, three times - last at Colorado (Aug. 29, 2025)
Rushing Yards: 7, vs. Vanderbilt (Dec. 27, 2024 - Birmingham Bowl)
Longest Rush: 7, vs. Vanderbilt (Dec. 27, 2024 - Birmingham Bowl)
Longest Reception: 27, vs No. 4 Miami (Fla.) (Nov. 9, 2024)
Longest Punt Return: 28 vs. Vanderbilt (Dec. 27, 2024 - Birmingham Bowl)
Longest Kick Return: 23 at No. 19/20 Louisville (Sept. 21, 2024)

AKELO STONE

Tackles: 4, twice- last vs Gardner-Webb (Sept. 6, 2025)
Solo Tackles: 3, 3x - last vs Gardner-Webb (Sept. 6, 2025)
Tackles for Loss: 2.0, twice - last vs Gardner-Webb (Sept. 6, 2025)
Sacks: 2.0, vs Gardner-Webb (Sept. 6, 2025)

JOSHUA TAYLOR

Punt Attempts: 1 at No. 17/19 Ole Miss (Sept. 16, 2023)
Punt Yards: 40 at No. 17/19 Ole Miss (Sept. 16, 2023)
Longest Punt: 40 at No. 17/19 Ole Miss (Sept. 16, 2023)

ZION TAYLOR

Receptions: 3, vs Gardner-Webb (Sept. 6, 2025)
Receiving Yards: 58, vs Gardner-Webb (Sept. 6, 2025)
Longest Reception: 45, vs Gardner-Webb (Sept. 6, 2025)
Longest Kick Return: 15, vs. Duke (Oct. 5, 2024)

ZACHARY TOBE

Tackles: 7, vs. Vanderbilt (Dec. 27, 2024 - Birmingham Bowl)
Solo Tackles: 6, vs. Vanderbilt (Dec. 27, 2024 - Birmingham Bowl)
Tackles for Loss: 2.0, vs. Vanderbilt
(Dec. 27, 2024 - Birmingham Bowl)
Pass Breakups: 2, vs. VMI (Sept. 14, 2024)

RONALD TRIPLETTE

Tackles: 4, vs. Temple (Sept. 20, 2025)
Solo Tackles: 1, vs. Temple (Sept. 20, 2025)
Tackles for Loss: 1.0, twice - last at Wake Forest (Sept. 27, 2025)
Sacks: 1.0, vs. Temple (Sept. 20, 2025)

JORDAN VAN DEN BERG

Tackles: 4, vs Gardner-Webb (Sept. 6, 2025)
Solo Tackles: 3, vs Duke (Oct. 5, 2024)
Tackles for Loss: 2.0, twice - last vs. Temple (Sept. 20, 2025)
Sacks: 1.0, vs Duke (Oct. 5, 2024)
Blocked Kicks: 1, vs Gardner-Webb (Sept. 6, 2025)

DAIQUAN WHITE

Tackles: 4, vs. Temple (Sept. 20, 2025)
Solo Tackles: 3, vs. Temple (Sept. 20, 2025)
Tackles for Loss: 1.0, twice - last vs. Temple (Sept. 20, 2025)
Pass Breakups: 1, at Colorado (Aug. 29, 2025)

STARTING LINEUPS, ETC.

2025 OFFENSIVE STARTERS	QB	RB	WR	WR	WR	TE	LT	LG	C	RG	RT
Colorado	King	Haynes	Rutherford	Rivers	Stockton	Canion*	Mackenny	Fusile	Moore	Rutledge	Carney
Gardner-Webb	Philo	Haynes	Canion	Rivers	Beetham**	Byrne	Mackenny	Fusile	Moore	Rutledge	Carney
Clemson	King	Haynes	Rutherford	Rivers	Canion	Byrne	Mackenny	Fusile	Moore	Rutledge	Carney
Temple	King	Haynes	Rutherford	Patterson	Canion	Seither	Mackenny	Fusile	Moore	Rutledge	Carney
Wake Forest	King	Hosley	Rutherford	Canion	Beetham**	Byrne	Mackenny	Fusile	Moore	Rutledge	Carney

*Wide Receiver

**Tight End

2025 DEFENSIVE STARTERS	DE	DT (NOSE)	DT	DE (RUSH)	LB	LB	NIC	SS	FS	CB	CB
Colorado	Garrett	van den Berg	Alexander	Manley	Efford	Lightsey	Gilmore	Daniels	Powell-Lee	Harvey	Tobe
Gardner-Webb	Garrett	van den Berg	Alexander	Manley	Efford	Lightsey	Gilmore	Daniels	Powell-Lee	Harvey	Tobe
Clemson	Garrett	van den Berg	Alexander	Manley	Efford	Lightsey	Gilmore	Daniels	Powell-Lee	Harvey	Tobe
Temple	Hoffler	van den Berg	Alexander	Manley	Efford	Lightsey	Gilmore	Daniels	Powell-Lee	Harvey	Tobe
Wake Forest	Hoffler	van den Berg	Alexander	Manley	Efford	Lightsey	Gilmore	Daniels	Powell-Lee	Harvey	Tobe

2025 GAME INFORMATION

	TECH CAPTAINS	COIN TOSS	GT KO/REC.	GT 1ST OFF. PLAY	GT 1ST POSSESSION	OPP. 1ST POSSESSION	KICKOFF TIME	GAME LENGTH	GT HELMET	GT JERSEY	GT PANTS
Colorado	King, Rutledge, Powell-Lee, van den Berg	CU	Rec	Rutherford 13-yd Rush	Fumble	TD	6:06	3:25	White	White	White
Gardner-Webb	Fusile, Gordon, Purves, Moore	GT	Kick	Incomplete	Fumble	Punt	4:07	3:22	Gold	Gold	White
Clemson	Efford, Haynes, Harvey, Byrne	CU	Rec.	9-yd pass King to Canion	Turnover on Downs	Fumble	12:08	3:17	White	White	White
Temple	Lightsey, Rutherford Stone, Mackenny	TU	Kick	34-yd pass King to Haynes	Touchdown	Punt	5:05	3:15	Gold	Grey	Grey
Wake Forest	Alexander, Birr Daniels, Rivers	WF	Rec.	4-yd pass King to Canion	Punt	Punt	12:07	3:59	White	White	Gold

TURNOVERS

GEORGIA TECH TAKEAWAYS

NO.	OPP.	QTR	TURNOVER	DEFENDER(S)	LED TO	PTS. OFF
1.	GWU	3	Fumble	C. Powell-Lee (FF) M. Alexander (FR)	Touchdown	7
2.	CLEM	1	Fumble	O. Daniels (FF) Z. Tobe (FR)	FG	3
3.	CLEM	3	Interception	Omar Daniels	Punt	0
* Defensive touchdown					Points	10

GEORGIA TECH GIVEAWAYS

NO.	OPP.	QTR	TURNOVER	OFFENSIVE PLAYER	LED TO	PTS. OFF
1.	COLO	1st	Fumble	Haynes King	Touchdown	7
2.	COLO	1st	Fumble	Haynes King	Punt	0
3.	COLO	1st	Interception	Haynes King	Punt	0
4.	GWU	1st	Fumble	Aaron Philo	Touchdown	7
5.	GWU	1st	Interception	Aaron Philo	Punt	0
6.	TU	3rd	Fumble	Haynes King	Touchdown	7
7.	WF	4th	Fumble	Jamal Haynes	Field Goal	3
* Defensive touchdown					Points	24



DRIVES

DRIVE CHART

	Possessions	TDs	FGs Made	FGs Missed	Fum.	Int.	Safety	Punt	Downs	Half	Game	80+yard Drives	3 and Out
Colorado	10/10	3/2	2/2	0/0	2/0	1/0	0/0	2/5	0/0	0/0	0/1	2/0	0/2
Gardner-Webb	13/14	7/2	1/0	0/1	1/1	1/0	0/0	1/8	1/0	1/0	0/1	3/0	0/4
Clemson	10/9	2/3	3/0	0/1	0/1	0/1	0/0	2/3	2/0	1/0	0/0	1/0	2/3
Temple	13/13	6/3	1/1	0/1	1/0	0/0	0/0	4/7	0/1	0/0	1/0	0/0	4/4
TOTALS	46/46	18/10	7/3	0/3	4/2	2/1	0/0	9/23	3/1	2/0	1/2	6/0	6/13

DISPLAYED GEORGIA TECH/OPPONENT

GEORGIA TECH SCORING DRIVES

	QTR	TD	FG	PLAYERS	PLAY	PL	YDS	TIME
1. Colorado	1	X		Aidan Birr	32-yd FG	13	84	6:30
	2	X		Haynes King	4-yd rush	10	80	5:57
	2	X		Aidan Birr	43-yd FG	9	49	1:39
	3	X		Haynes King	17-yd rush	11	75	5:46
2. GWU	4	X		Haynes King	45-yd rush	5	61	1:44
	1	X		Isiah Canion from Aaron Philo	11-yd pass	4	58	1:20
	2	X		Malachi Hosley	55-yd rush	2	61	:29
	2	X		Jamal Haynes	47-yd rush	3	94	1:07
3. Clemson	2	X		Jamal Haynes	1-yd rush	7	36	2:49
	3	X		Malachi Hosley	5-yd rush	5	25	2:19
	4	X		Aidan Birr	23-yd FG	8	57	3:17
	4	X		J.P. Powell	1-yd rush	3	86	1:36
4. Temple	4	X		Dean Patterson from Graham Knowles	84-yd pass	1	84	:12
	1	X		Aidan Birr	40-yd FG	4	7	1:34
	2	X		Jamal Haynes	5-yd rush	5	65	1:45
	2	X		Aidan Birr	42-yd FG	10	46	5:36
5. Wake Forest	4	X		Haynes King	1-yd rush	13	90	6:15
	4	X		Aidan Birr	55-yd FG	10	38	3:26
	1	X		Haynes King	17-yd rush	5	71	2:19
	1	X		Malik Rutherford from Haynes King	24-yd pass	5	63	1:49
6. Wake Forest	1	X		Isiah Canion from Haynes King	37-yd pass	6	65	2:23
	3	X		Malachi Hosley	34-yd rush	4	75	2:06
	3	X		Malachi Hosley	2-yd rush	5	68	2:41
	4	X		Aidan Birr	32-yd FG	8	46	4:16
7. Wake Forest	4	X		Daylon Gordon	47-yd rush	1	47	:09
	1	X		Aidan Birr	35-yd FG	7	22	2:34
	3	X		Eric Rivers from Haynes King	14-yd pass	13	78	4:49
	3	X		Haynes King	5-yd rush	10	65	3:58
8. Wake Forest	4	X		Aidan Burr	19-yd FG	7	53	3:58
	4	X		Aidan Birr	33-yd FG	9	54	1:39
	OT	X		Haynes King	2-yd rush	4	25	---

OPPONENT SCORING DRIVES

	QTR	TD	FG	PLAYERS	PLAY	PL	YDS	TIME
1. Colorado	1	X		D.Taylor from K.Salter	8-yd pass	5	36	2:27
	2	X		A.Mata	42-yd FG	8	51	2:54
	2	X		A.Mata	29-yd FG	8	39	4:15
	4	X		K. Salter	7-yd rush	15	75	6:49
2. GWU	1	X		A. Lowe from N. Hampton	1-yd pass	6	42	2:33
	4	X		C. Borders from C. Pennington	14-yd pass	7	75	1:57
3. Clemson	2	X		C. Klubnik	1-yd rush	16	75	6:57
	3	X		B. Wesco Jr. from C. Klubnik	73-yd pass	2	76	0:51
	4	X		A. Randall	2-yd rush	13	75	6:36
	4	X		X. Irvin from G. McCoy	4-yd pass	13	75	5:12
4. Temple	2	X		J. Ducker	2-yd rush	11	75	5:09
	3	X		J. Bermudez deom E. Simon	28-yd pass	2	31	:41
	4	X		C. Hardin	41-yd FG	8	52	3:25
	4	X		X. Irvin from G. McCoy	4-yd pass	13	75	5:12
5. Wake Forest	2	X		R. Ashford	4-yd rush	6	66	2:25
	2	X		D. Claiborne	27-yd rush	4	69	1:28
	2	X		C. Calvert	24-yd FG	9	83	2:49
	3	X		C. Calvert	24-yd FG	12	68	4:27
6. Wake Forest	4	X		C. Calvert	29-yd FG	6	11	1:41
	OT	X		D. Claiborne	25-yd rush	1	25	---

TOUCHDOWN DRIVES SUMMARY	GT	OPP
Touchdown plays of 20-plus yards	8	4
Touchdown plays of 50-plus yards	2	1
Touchdown drives of 80-plus yards	5	-
Touchdown drives of 90-plus yards	2	-
Touchdown drives of 20 yards or less	-	-
Touchdown drives of 5:00 or more	3	5
Touchdown drives of 7:00 or more	-	-
Touchdown drives of 3:00 or less	15	6
Touchdown drives of 2:00 or less	9	3
Touchdown drives of 1:00 or less	3	1
Touchdown drives of 5 plays or less	13	4
Touchdown drives of 10 plays or more	5	5
Touchdown drives of 1 play	2	-
*does not include special teams, defensive or overtime touchdowns		

BIG PLAYS

GEORGIA TECH BIG PLAYS (20+ YARDS)

* Touchdown

NO.	OPPONENT	PLAYER(S)	PLAY	DOWN-DIST	YDS
1.	Colorado	Eric Rivers	Rush	2-6	27
2.		Malachi Hosley from Haynes King	Pass	1-15	24
3.		Haynes King	Rush	3-7	25
4.		Jamal Haynes from Haynes King	Pass	1-10	27
5.		Haynes King	Rush	2-6	45*
6.	Gardner-Webb	Brett Seither from Aaron Philo	Pass	1-10	26
7.		Jamal Haynes	Rush	1-10	20
8.		Malachi Hosley	Rush	2-4	55*
9.		Zion Taylor from Aaron Philo	Pass	2-8	45
10.		Jamal Haynes	Rush	1-10	47*
11.		Malik Rutherford from Aaron Philo	Pass	3-15	26
12.		Bailey Stockton from Aaron Philo	Pass	2-14	24
13.		Isiah Canion from Aaron Philo	Pass	1-10	42
14.		Jordan Allen from Aaron Philo	Pass	1-10	78
15.		Dean Patterson from Graham Knowles	Pass	1-10	84*
16.	Clemson	Eric Rivers from Haynes King	Pass	3-5	21
17.		Eric Rivers from Haynes King	Pass	3-8	42
18.		Jamal Haynes from Haynes King	Pass	2-8	27
19.	Temple	Jamal Haynes from Haynes King	Pass	1-10	34
20.		Malik Rutherford from Haynes King	Pass	1-10	24*
21.		Isiah Canion from Haynes King	Pass	1-10	37*
22.		Malachi Hosley	Rush	1-10	34*
23.		Jamal Haynes	Rush	1-10	47
24.		Daylon Gordon	Rush	1-10	47*
25.	Wake Forest	Haynes King	Rush	1-10	22
26.		Isiah Canion from Haynes King	Pass	1-10	37
27.		Isiah Canion from Haynes King	Pass	1-10	22

OPPONENT BIG PLAYS (20+ YARDS)

* Touchdown

NO.	OPPONENT	PLAYER(S)	PLAY	DOWN-DIST	YDS
1.	Colorado	Q. Miller from K. Salteri	Pass	3-10	39
2.		M. Welch	Rush	1-10	22
3.		D. Taylor from K. Salteri	Pass	1-10	21
4.	Gardner-Webb	Q. Holmes	Rush	1-10	26
5.		C. Lofton from C. Pennington	Pass	1-10	20
6.		S. Brady from C. Pennington	Pass	2-6	29
7.	Clemson	A. Randal	Rush	3-22	30
8.		J. Sapp from C. Klubnik	Pass	2-7	31
9.		B. Wesco Jr from C. Klubnik	Pass	2-7	73*
10.	Temple	E. Simon	Rush	1-10	34
11.		J. Bermudez from E. Simon	Pass	2-7	28*
12.		J. Bermudez from E. Simon	Pass	3-9	20
13.		J. Ducker	Rush	4-1	42
14.	Wake Forest	C. Barnes from R. Ashford	Pass	1-10	35
15.		S. Berkhalter from R. Ashford	Pass	3-7	39
16.		D. Claiborn	Rush	1-10	27*
17.		R. Ashford	Rush	1-10	24
18.		M. Mays Jr. from R. Ashford	Pass	3-4	37
19.		R. Ashford	Rush	1-10	29
20.		M. Mays Jr. from R. Ashford	Pass	1-10	28
21.		D. Claiborn	Rush	1-10	25*

BIG PLAYS FROM SCRIMMAGE SUMMARY

RUSH/CATCH	20-29	30-39	40-49	50-59	60-69	70+	TOTAL
Jamal Haynes	3(1/2)	1(0/1)	2(2/0)	-	-	-	6
Isiah Canion	2(0/2)	2(0/2)	-	-	-	-	4
Malachi Hosley	1(0/1)	1(1/0)	-	1(1/0)	-	-	3
Eric Rivers	2(1/1)	-	1(0/1)	-	-	-	3
Haynes King	2(2/0)	-	1(1/0)	-	-	-	3
Malik Rutherford	2(0/2)	-	-	-	-	-	2
Brett Seither	1(0/1)	-	-	-	-	-	1
Zion Taylor	-	-	1(0/1)	-	-	-	1
Bailey Stockton	1(0/1)	-	-	-	-	-	1
Jordan Allen	-	-	-	-	-	1(0/1)	1
Dean Patterson	-	-	-	-	-	1(0/1)	1
Daylon Gordon	-	-	1(1/0)	-	-	-	1
Totals	14 (4/10)	4 (1/3)	6 (4/2)	1(1/0)	-	2(0/2)	27
Opponents	12 (3/9)	7 (2/5)	1 (1/0)	-	-	1(0/1)	21
PASSING	20-29	30-39	40-49	50-59	60-69	70+	TOTAL
Haynes King	6	3	1	-	-	-	10
Aaron Philo	3	-	2	-	-	1	6
Graham Knowles	-	-	-	-	-	1	1
Totals	9	3	3	-	-	2	17
Opponents	6	5	-	-	-	1	12

THE LAST TIME IT HAPPENED ...

TEAM

	GEORGIA TECH	OPPONENT
Scored 50 Points	Sept. 6, 2025 vs. Gardner-Webb (59)	Nov. 20, 2021 by No. 6 Notre Dame (55)
Scored 50 Points, ACC Game	Nov. 28, 2020 vs. Duke (56)	Oct. 2, 2021 by Pitt (52)
Scored 35 Points, Half	Sept. 14, 2024 vs. VMI (38/1st)	Nov. 20, 2021 by No. 6 Notre Dame (45/1st)
Scored 28 Points, Quarter	Sept. 1, 2023 vs. Louisville (28/2nd)	Oct. 17, 2020 by No. 1 Clemson (2nd/35)
Scored 0 Points	Sept. 10, 2022 vs. No. 20/17 Ole Miss	Sept. 1, 2018 by Alcorn State
Scored 0 Points, Half	Oct. 7, 2023 vs. No. 17 Miami (Fla.)	Nov. 29, 2024 by No. 6 Georgia (1st)
Overcame 10-Point Deficit, Win	Sept. 27, 2025 at Wake Forest (20-3)	Nov. 29, 2024 by No. 6 Georgia (17-0)
Overcame 10-Point Halftime Deficit, Win	Sept. 27, 2025 at Wake Forest (17-3)	Nov. 29, 2024 by No. 6 Georgia (17-0)
40-Point Margin of Victory	Sept. 6, 2025 vs. Gardner-Webb (59-12)	Sept. 10, 2022 by No. 20/17 Ole Miss (42-0)
30-39-Point Margin of Victory	Sept. 9, 2023 vs. South Carolina State (48-13)	Sept. 5, 2022 by No. 4 Clemson (41-10)
Scored 30 Points or more, Loss	Nov. 29, 2024 at No. 6 Georgia (44-42 (80T))	Oct. 12, 2024 by North Carolina (34)
Scored fewer than 10 Points, Win	Nov. 11, 2006 at North Carolina (7-0)	Dec. 2, 2006 by Wake Forest (9-6)
7 Touchdowns	Sept. 6, 2025 vs. Gardner-Webb (8)	Nov. 20, 2021 by No. 6 Notre Dame (7)
0 Touchdowns	Oct. 26, 2024 at Virginia Tech	Sept. 1, 2018 by Alcorn State
5+ Rushing Touchdowns	Oct. 12, 2024 at North Carolina (5)	Sept. 16, 2023 by No. 17/19 Ole Miss (5)
4+ Passing Touchdowns	Sept. 14, 2024 vs. VMI (4)	Oct. 23, 2021 by Virginia (4)
Interception Return for TD	Nov. 21, 2024 vs. NC State; E.J. Lightsey (21 yards) (CJ Bailey pass)	Oct. 19, 2024 by No. 12/11 Notre Dame; A. Shuler (36 yards) (Zach Pyron pass)
Fumble Return for TD	Nov. 6, 2021 at Miami (Fla.); Jaylon King (40 yds)	Sept. 21, 2024 by No. 19/20 Louisville; Ramon Puryear (0 yds)
Punt Return for TD	Sept. 10, 2009 vs. Clemson; Jerrard Tarrant (85 yards)	Oct. 12, 2024 by North Carolina; Alijah Huzzie (69 yards)
Blocked Punt Return for TD	Sept. 27, 1997 vs. Clemson Block: Ajenavi Eziemefe; Rec: D'Jay Jones	Sept. 24, 2022 by UCF Block: Jarvis Ware; Rec: Quadric Bullard
Kickoff Return for TD	Nov. 13, 2021 vs. Boston College; Jahmyr Gibbs (98-yard return)	Sept. 8, 2018 by USF; Terrence Horne (98 yards) Sept. 8, 2018 by USF; Terrence Horne (97 yards)
2 Non-Offensive TDs	Nov. 8, 2014 at NC State (INT return, fumble return)	Sept. 21, 2024 by No. 19/20 Louisville (FG Block return; Fumble return)
4 Field Goals Made	Oct. 1, 2022 at No. 24 Pitt (4)	Oct. 30, 2021 by Virginia Tech (4)
3 Field Goals Missed	Sept. 4, 2021 vs. Northern Illinois (3)	Oct. 19, 2019 by Miami (3)
5 Field Goals Attempted	Dec. 31, 2011 vs. Utah (5)	Nov. 17, 2007 by North Carolina (5)
50-yard Field Goal Made	Sept. 13, 2025 vs No. 12/11 Clemson (Aidan Birr, 55 yards)	Oct. 12, 2024 by North Carolina (Noah Burnette, 50 yards)
Missed PAT	Oct. 21, 2023 vs. Boston College	Sept. 6, 2025 by Gardner-Webb
Missed more than 1 PAT	Nov. 3, 2012 at Maryland (2)	Sept. 6, 2025 by Gardner-Webb(2)
Made 2-Point Conversion	Sept. 13, 2025 vs No. 12/11 Clemson (D. Patterson from M. Rutherford)	Nov. 29, 2024 by No. 6 Georgia (N. Frazier rush - OT8)
Failed 2-Point Conversion	Nov. 29, 2024 at No. 6 Georgia (H. King pass failed - OT8)	Sept. 27, 2025 by Wake Forest (R. Ashford pass failed - OT)
Two+ 2-Point Conversions Att.	Nov. 29, 2024 at No. 6 Georgia (7, 6 failed)	Nov. 29, 2024 by No. 6 Georgia (8, 6 failed)
Defensive Extra Point Scored	Nov. 6, 2021 at Miami (Fla.) Juanyeh Thomas 100-yard INT return (Tyler Van Dyke pass)	None recorded
Recorded Safety	Sept. 21, 2024 at No. 19/20 Louisville QB (Tyler Shough) fell in endzone	Nov. 28, 2020 by Duke GT fumbled a punt return into the endzone
Blocked Field Goal	Sept. 6, 2025 vs. Gardner-Webb Jordan van den Berg blocked C. Viorel's attempt	Oct. 29, 2024 by No. 12/11 Notre Dame Bryce Young blocked Aidan Birr's attempt
Blocked PAT	Nov. 5, 2022 at Virginia Tech (D'Quon Douse)	Oct. 23, 2021 at Virginia (N. Taylor)
Blocked Punt	Sept. 7, 2024 at Syracuse Amontrae Bradford blocked punt of J.Stonehouse	Sept. 24, 2022 by UCF Jarvis Ware blocked punt of David Shanahan
Blocked 2 Kicks/Punts	Sept. 6, 2025 vs Gardner-Webb (field goal/extra point)	Sept. 5, 2022 by No. 4 Clemson (2 punts)
30+ First Downs	Sept. 14, 2024 vs. VMI (30)	Oct. 29, 2022 by Florida State (32)
10 (or fewer) First Downs	Nov. 27, 2021 vs. No. 1 Georgia (9)	Sept. 14, 2024 by VMI (5)
500-599 Yards Total Offense	Nov. 29, 2024 at No. 6 Georgia (563)	Sept. 7, 2024 by Syracuse (515)
600+ Yards Total Offense	Sept. 6, 2025 vs. Gardner-Webb (680)	Oct. 29, 2022 by Florida State (642)
< 200 Yards Total Offense	Nov. 16, 2019 vs. Virginia Tech (134)	Sept. 14, 2024 by VMI (104)
< 100 Yards Total Offense	Nov. 18, 1961 at Alabama (96)	Oct. 9, 2004 by Maryland (82)
300+ Yards Total Offense, Half	Sept. 6, 2025 vs. Gardner-Webb (324/2nd)	Sept. 7, 2024 by Syracuse (334/1st)
< 50 Yards Total Offense, Half	Oct. 29, 2022 at Florida State (24/1st)	Sept. 14, 2024 by VMI (35/1st)
90 Offensive Plays	Sept. 4, 2017 vs. No. 25/24 Tennessee (20T) (96)	Oct. 9, 2021 by Duke (91)
50 (or fewer) Offensive Plays	Sept. 20, 2025 vs. Temple (48)	Sept. 21, 2024 by No. 19/20 Louisville (46)
300-399 Yards Rushing	Sept. 20, 2025 vs. Temple (307)	Oct. 21, 2023 by Boston College (308)
400+ Yards Rushing	Nov. 3, 2018 at North Carolina (461)	Aug. 29, 2019 by No. 1 Clemson (411)
50 Yards (or less) Rushing	Nov. 27, 2004 at Georgia (24)	Sept. 14, 2024 by VMI (12)
0 Yards (or less) Rushing	1968 (two times – vs. Notre Dame and Navy)	Nov. 2, 2013 by Pittsburgh (-5)
60+ Rushing Attempts	Oct. 25, 2018 at Virginia Tech (78)	Sept. 10, 2022 by No. 20/17 Ole Miss (62)
30 (or fewer) Rushing Attempts	Sept. 20, 2025 vs. Temple (30)	Nov. 29, 2024 by No. 6 Georgia (26)
25+ Pass Completions	Sept. 27, 2025 at Wake Forest (29)	Nov. 29, 2024 by No. 6 Georgia (28)
5 (or fewer) Pass Completions	Nov. 24, 2018 at No. 5 Georgia (5)	Sept. 14, 2019 by The Citadel (1)

THE LAST TIME IT HAPPENED ...

TEAM

	GEORGIA TECH	OPPONENT
40+ Pass Attempts	Sept. 27, 2025 at Wake Forest (43)	Nov. 29, 2024 by No. 6 Georgia (43)
10 (or fewer) Pass Attempts	Nov. 17, 2018 vs. Virginia (OT) (8)	Sept. 14, 2019 by The Citadel (4)
Threw 3 Interceptions	Nov. 11, 2023 at Clemson (4)	Nov. 21, 2024 by NC State (3)
300-399 Yards Passing	Nov. 29, 2024 at No. 6 Georgia (303)	Nov. 9, 2024 by No. 4 Miami (348)
400+ Yards Passing	Sept. 6, 2025 vs. Gardner-Webb (457)	Oct. 17, 2020 by No. 1 Clemson (500)
100 (or less) Yards Passing	Nov. 9, 2024 vs. No. 4 Miami (99)	Sept. 14, 2024 by VMI (92)
Completed 70 Percent of Passes	Sept. 20, 2025 vs. Temple (.722, 13-of-18)	Oct. 29, 2024 by No. 12/11 Notre Dame (.700, 21-of-30)
5+ Fumbles	Oct. 13, 2018 vs. Duke (6)	Oct. 25, 2014 by Pittsburgh (7)
4+ Fumbles Lost	Sept. 23, 2017 vs. Pittsburgh (4)	Nov. 28, 2020 by Duke (4)
5 Turnovers	Sept. 26, 2020 vs. Syracuse (5)	Sept. 23, 2023 by Wake Forest (5)
0 Turnovers	Nov. 9, 2024 vs. No. 4 Miami	Sept. 27, 2025 by Wake Forest
10 Penalties	Sept. 6, 2025 vs. Gardner-Webb (12)	Nov. 18, 2023 by Syracuse (12)
2 (or fewer) Penalties	Sept. 16, 2023 at No. 17/19 Ole Miss (0)	Aug. 24, 2024 by No. 10 Florida State (1)
100+ Penalty Yards	Sept. 23, 2023 at Wake Forest (142)	Sept. 30, 2023 (113)
10 (or fewer) Penalty Yards	Oct. 14, 2017 vs. No. 11/10 Miami (6)	Aug. 24, 2024 by No. 10 Florida State (10)
10 Punts	Oct. 20, 2022 vs. Virginia (10)	Oct. 26, 2024 by Virginia Tech (10)
0 Punts	Sept. 9, 2023 vs. South Carolina State	Oct. 29, 2022 by No. 10 Florida State
10 Third-Down Conversions	Sept. 16, 2023 at No. 17/19 Ole Miss (11)	Sept. 7, 2024 by Syracuse (10)
2+ Fourth-Down Conversions	Oct. 29, 2024 vs. No. 12/11 Notre Dame (3-of-5)	Sept. 20, 2025 by Temple (3-of-4)
4 Fourth-Down Attempts	Oct. 26, 2024 at Virginia Tech (1-of-5)	Sept. 20, 2025 by Temple (3-of-4)
37:00 or higher TOP	Nov. 29, 2024 at No. 6 Georgia (37:11)	Sept. 20, 2025 by Temple (37:29)
15 Tackles for Loss	Sept. 1, 2007 at Notre Dame (19)	None Recorded
10 Sacks	Oct. 9, 1993 vs. Maryland (11)	None Recorded
5 Players to Score TD	Sept. 6, 2025 vs. Gardner-Webb (6)	Nov. 29, 2024 by No. 6 Georgia (5)
4 Players to Rush for TD	Oct. 9, 2020 vs. Louisville (4)	Sept. 16, 2023 by No. 17/19 Ole Miss (4)
3 Players to Catch TD Pass	Sept. 14, 2024 vs. VMI (4)	Nov. 29, 2024 by No. 6 Georgia (4)
2 Players to Throw TD Pass	Sept. 6, 2025 vs. Gardner-Webb (1 - Aaron Philo; 1 - Graham Knowles)	Sept. 6, 2025 by Gardner-Webb (1- Nate Hampton; 1 - Cole Pennington)
15-Play+ Touchdown Drive	Nov. 9, 2024 vs. No. 4 Miami (17)	Sept. 13, 2025 by No. 12/11 Clemson (16)
8-Minute+ Touchdown Drive	Nov. 9, 2024 vs. No. 4 Miami (10:45)	Oct. 29, 2024 by No. 12/11 Notre Dame (8:00)
90-Yard+ Touchdown Drive	Sept. 13, 2025 vs. No. 12/11 Clemson (90)	Dec. 22, 2023 by UCF (98)
1-Play Touchdown Drive	Sept. 20, 2025 by Temple (Daylon Gordon - 47-yd run)	Oct. 5, 2024 by Duke (S. Hagans from M. Murphy - 65-yd pass)
TD on First Offensive Play of Game	Sept. 30, 2023 vs. Bowling Green (E. Singleton 53-yd pass from H. King)	Nov. 19, 2022 by No. 11/13 North Carolina (E. Green 80-yd rush)
Won an Overtime Game	Sept. 27, 2025 at Wake Forest (OT) (30-29)	Nov. 29, 2024 by No. 6 Georgia (80T) (44-42)
Game Won on Final Play	Sept. 27, 2025 at Wake Forest (Clayton Powell-Lee INT 2 pt. conversion in OT)	Nov. 29, 2024 by No. 6 Georgia (N. Frazier 2-yd rush in 8th overtime)

BOTH TEAMS COMBINED

90 Points	Oct. 5, 2018 at Louisville (97) (66-31)	6 Field Goals	Sept. 27, 2025 at Wake Forest (6)
100+ Rushing Attempts	Oct. 9, 2021 at Duke (101)	5 Fumbles Lost	Sept. 23, 2017 vs. Pittsburgh (5)
20 (or fewer) Points	Nov. 28, 2015 vs. Georgia (20) (13-7)	4 Field Goals Missed	Oct. 20, 2012 vs. Boston College (4)
60 (or fewer) Rushing Att.	Sept. 9, 2006 vs. Samford (51)	10 Turnovers	Nov. 17, 1990 at Wake Forest (10)
10 (or fewer) Points	Nov. 11, 2006 at North Carolina (7) (7-0)	8 Field Goals Att.	Nov. 17, 2007 vs. North Carolina (8)
700+ Yards Passing	Oct. 2, 2021 by Pitt (758)	0 Turnovers	Sept. 7, 2024 at Syracuse
50 Points in a Half	Oct. 2, 2021 by Pitt (56)	50 First Downs	Nov. 29, 2024 at No. 6 Georgia (52)
150 (or fewer) Passing Yds.	Nov. 3, 2012 at Maryland (146)	20 Penalties	Oct. 29, 2022 at Florida State (22)
0 Points in a Half	Nov. 11, 2006 at North Carolina (2nd)	25 (or fewer) First Downs	Oct. 18, 2008 at Clemson (24) (12-12)
50 Pass Completions	Nov. 29, 2024 at No. 6 Georgia (54)	5 (or fewer) Penalties	Sept. 13, 2025 vs. No. 12/11 Clemson (5)
30 Points in a Quarter	Nov. 29, 2024 at No. 6 Georgia (31/4th)	1,000+ Yards Total Offense	Sept. 6, 2025 vs. Gardner-Webb (1,006)
20 (or fewer) Completions	Sept. 14, 2019 vs. The Citadel (8)	200 Penalty Yards	Oct. 29, 2022 at Florida State (211)
10+ Touchdowns	Nov. 29, 2024 at No. 6 Georgia (11)	500 Yds (or fewer) Total Off.	Oct. 22, 2011 at Miami (473)
90 Pass Attempts	Oct. 26, 2002 vs. Virginia (101)	25 (or fewer) Penalty Yards	Oct. 22, 2011 at Miami (15)
0 Touchdowns	Dec. 2, 2006 vs. Wake Forest	160+ Offensive Plays	Sept. 19, 2020 vs. No. 14 UCF (173)
30 (or fewer) Pass Att.	Sept. 14, 2019 vs. The Citadel (17)	15+ Punts	Oct. 26, 2024 at Virginia Tech (17)
5 Touchdowns in a Quarter	Oct. 28, 2023 vs. No. 17 North Carolina (5/2nd)	120 (or fewer) Off. Plays	Sept. 21, 2024 at No. 19/20 Louisville (115)
5 Passes Intercepted	Nov. 11, 2023 at Clemson (5)	0 Punts	Dec. 5, 2009 vs. Clemson
8 Touchdowns in a Half	Oct. 2, 2021 by Pitt (8/1st)	600+ Yards Rushing	Oct. 28, 2023 vs. No. 17 North Carolina (615)
10 Fumbles	Oct. 13, 2018 vs. Duke (10)	10 Sacks	Nov. 10, 2007 at Duke (10)
		150 (or fewer) Rushing Yds.	Nov. 19, 2005 at Miami (150)

THE LAST TIME IT HAPPENED ...

INDIVIDUAL

	GEORGIA TECH	OPPONENT
30+ Rushing Attempts	Oct. 25, 2018 at Virginia Tech, Tobias Oliver (40)	Nov. 6, 2021 by Miami (Fla.), Jaylan Knighton (32)
150-199 Yards Rushing	Aug. 29, 2025 at Colorado, Haynes King (156)	Nov. 25, 2023 by No. 1 Georgia, Kendall Milton (156)
200+ Yards Rushing	Oct. 25, 2018 at Virginia Tech, Tobias Oliver (215)	Aug. 29, 2019 by No. 1 Clemson, Travis Etienne (205)
50+ Pass Attempts	Oct. 6, 2005 vs. NC State, Reggie Ball (53)	Oct. 5, 2019 by North Carolina, Sam Howell (51)
40+ Pass Attempts	Sept. 27, 2025 at Wake Forest, Haynes King (42)	Nov. 29, 2024 by No. 6 Georgia, Carson Beck (43)
25+ Pass Completions	Sept. 27, 2025 at Wake Forest, Haynes King (28)	Nov. 29, 2024 by No. 6 Georgia, Carson Beck (28)
Threw 3 Interceptions	Nov. 11, 2023 at Clemson, Haynes King (4)	Nov. 21, 2024 by NC State, CJ Bailey (3)
300-399 Yards Passing	Sept. 6, 2025 vs. Gardner-Webb, Aaron Philo (373)	Sept. 7, 2024 at Syracuse, Kyle McCord (381)
400+ Yards Passing	Nov. 10, 2001 at Virginia, George Godsey (486)	Oct. 17, 2020 by No. 1 Clemson, Trevor Lawrence (404)
Rushed & Passed for 100+ Yds.	Sept. 27, 2025 at Wake Forest, Haynes King (106/243)	Oct. 21, 2023 vs. Boston College, Thomas Castellanos (128/255)
Rushed & Received for 100+ Yds.	Nov. 14, 2013 at Clemson Robert Godhigh (126/203)	Oct. 30, 1997 by North Carolina J. Linton (138/137)
300-399 Yards Total Offense	Sept. 27, 2025 at Wake Forest, Haynes King (349)	Sept. 27, 2025 by Wake Forest, Robbie Ashford (301)
400+ Yards Total Offense	Nov. 29, 2024 at No. 6 Georgia, Haynes King (413)	Oct. 6, 2012 by Clemson, Tajh Boyd (460)
10+ Receptions	Oct. 7, 2006 vs. Maryland, Calvin Johnson (10)	Oct. 7, 2023 by No. 17 Miami (Fla.), Xavier Restrepo (12)
100-199 Yards Receiving	Sept. 21, 2024 at No. 19/20 Louisville, Malik Rutherford (113)	Sept. 21, 2024 by No. 19/20 Louisville, Ja'Corey Brooks (125)
200+ Yards Receiving	Oct. 4, 2008 vs. Duke, Demaryius Thomas (230)	Nov. 6, 2021 by Miami (Fla.), Charleston Rambo (210)
4+ Touchdowns Scored	Sept. 4, 2017 vs. No. 25/24 Tennessee (20T) TaQuon Marshall (5)	Sept. 4, 2017 by No. 25/24 Tennessee (20T) John Kelly (4)
3+ Touchdowns Rushing	Aug. 29, 2025 at Colorado, Haynes King (3)	Nov. 13, 2021 by Boston College, Phil Jurkovec (3)
3+ Touchdowns Receiving	Sept. 11, 2004 vs. Clemson, Calvin Johnson (3)	Nov. 29, 2008 by Georgia, Mohamed Massaquoi (3)
4+ Touchdowns Passing	Oct. 28, 2023 vs. No. 17 North Carolina, Haynes King (4)	Nov. 29, 2024 by No. 6 Georgia, Carson Beck (5)
Rushing & Receiving TDs	Nov. 18, 2023 vs. Syracuse, Jamal Haynes (1/1)	Oct. 14, 2017 by No. 11/10 Miami, Travis Homer (1/1)
Rushing & Passing TDs	Sept. 27, 2025 at Wake Forest, Haynes King (2/1)	Dec. 27, 2024 by Vanderbilt, Diego Pavia (2/3)
Passing & Receiving TDs	Nov. 17, 2007 vs. North Carolina Taylor Bennett (1/1)	Nov. 18, 2017 by Duke Shaun Wilson (1/2)
3 Field Goals	Sept. 27, 2025 at Wake Forest Aidan Birr (3-of-3)	Sept. 27, 2025 by Wake Forest Connor Calvert (3-of-4)
4+ Field Goals	Oct. 1, 2022 at No. 24 Pitt Gavin Stewart (4-of-4)	Sept. 1, 2023 by Louisville Brock Travelstead (4-of-4)
5 Field Goal Attempts	Sept. 1, 2007 vs. Notre Dame Travis Bell (5)	Oct. 30, 2021 by Virginia Tech John Parker Romo (5)
Made a 50-yard Field Goal	Sept. 13, 2025 vs. No. 12/11 Clemson (Aidan Birr, 55 yards)	Oct. 12, 2024 by North Carolina (Noah Burnette, 50 yards)
Attempted a 60-yard Field Goal	Sept. 4, 2021 vs. Northern Illinois Gavin Stewart (60/miss)	Sept. 20, 2025 by Temple Carl Hardin (61/miss)
10+ Punts	Oct. 20, 2022 vs. Virginia, David Shanahan (10)	Oct. 26, 2024 by Virginia Tech Peter Moore (10)
60-69 yard Punt	Sept. 20, 2025 vs. Temple, Marshall Nichols (64)	Sept. 6, 2025 by Gardner-Webb, Brady Braun (61)
70-yard+ Punt	Oct. 9, 2021 at Duke David Shanahan (71)	Sept. 4, 2017 by No. 25/24 Tennessee (20T) Trevor Daniel (70)
100+ Punt Return Yards	Aug. 31, 2002 vs. Vanderbilt, Kelley Rhino (110)	None recorded
70-89 yard Punt Return	Sept. 10, 2009 vs. Clemson Jerrard Tarrant (85 TD)	Sept. 23, 2017 by Pittsburgh Quadree Henderson (80 TD)
Punt Return for a Touchdown	Sept. 10, 2009 vs. Clemson, Jerrard Tarrant	Oct. 12, 2024 by North Carolina (Alijah Huzzie)
90-yard+ Kickoff Return	Nov. 24, 2018 at No. 5 Georgia Juanyeh Thomas (100 TD)	Sept. 8, 2018 by USF Terrence Horne (98 TD, 97 TD)
Kickoff Return for a Touchdown	Nov. 13, 2021 vs. Boston College Jahmyr Gibbs (98 TD)	Sept. 8, 2018 by USF Terrence Horne (98 TD, 97 TD)
70-yard+ Interception Return	Aug. 31, 2013 vs. Elon, Tyler Marcordes (95)	Nov. 12, 2022 by Miami, Kamren Kinchens (99)
15+ Tackles	Nov. 5, 2022 at Virginia Tech, Charlie Thomas (16)	Oct. 13, 2018 by Duke, Joe Giles-Harris (15)
3.0+ Sacks	Sept. 23, 2023 at Wake Forest, Kyle Kennard (4.0)	Oct. 12, 2019 by Duke, Victor Dimukeje (3.0)
2+ Interceptions	Sept. 11, 2021 vs. Kennesaw State, Charlie Thomas (2)	Oct. 21, 2023 by Boston College, Elijah Jones (2)
2+ Fumble Recoveries	Oct. 5, 2018 at Louisville, Charlie Thomas (2)	Nov. 21, 2019 by NC State, Larrell Murchison (2)
2+ Forced Fumbles	Nov. 18, 2023 vs. Syracuse, Paul Moala (2)	Nov. 20, 2021 by No. 6 Notre Dame, Isaiah Foskey (2)

TWO PLAYERS

	GEORGIA TECH	OPPONENT
2 100-yard Rushers	Oct. 12, 2024 at North Carolina Jamal Haynes (170) and Haynes King (107)	Oct. 21, 2023 by Boston College Kye Robichaux (165) and Thomas Castellanos (128)
2 100-yard Receivers	Sept. 10, 2005 vs. North Carolina Damarius Bilbo (131) and Calvin Johnson (114)	Dec. 22, 2023 by UCF RJ Harvey (120) and Javon Baker (173)
100-yard Rusher & Receiver	Sept. 8, 2018 TaQuon Marshall (113) and Clinton Lynch (111)	Oct. 29, 2022 by Florida State Trey Benson (111) and Johnny Wilson (111)
250 Comb. Yards Rushing	Oct. 12, 2024 at North Carolina Jamal Haynes and Haynes King (277)	Oct. 21, 2023 by Boston College Kye Robichaux and Thomas Castellanos (290)
250 Comb. Yards Receiving	Jan. 1, 2007 vs. West Virginia Calvin Johnson and James Johnson (254)	Oct. 23, 2021 by Virginia Dontayvion Wicks and Keytaon Thompson (257)
20 Comb. Receptions	Nov. 10, 2001 at Virginia Will Glover and Kerry Watkins (21)	Oct. 26, 2013 by Virginia Darius Jennings and Tim Smith (23)



	GEORGIA TECH	27
	1-0, 0-0	
	COLORADO	20
	0-1, 0-0	

Game 1 • Aug. 29, 2025 • Boulder, Colo. • Folsom Field (52,868)

SCORING SUMMARY

	1	2	3	4	F
Georgia Tech	0	13	7	7	27
Colorado	7	3	3	7	20

1st	12:08	CU	D.Taylor 8 yd pass from K.Salter (A.Mata kick), 5-36, 02:27	GT 0 - CU 7
2nd	13:31	GT	A.Birr 32 yd FG, 13-84, 06:30	GT 3 - CU 7
	4:33	GT	H.King 4 yd rush (A.Birr kick), 10-80, 05:57	GT 10 - CU 7
	1:39	CU	A.Mata 42 yd FG, 8-51, 02:54	GT 10 - CU 10
	0:00	GT	A.Birr 43 yd FG, 9-49, 01:39	GT 13 - CU 10
3rd	6:00	CU	A.Mata 29 yd FG, 8-39, 04:15	GT 13 - CU 13
	0:14	GT	H.King 17 yd rush (A.Birr kick), 11-75, 05:46	GT 20 - CU 13
4th	8:25	CU	K.Salter 7 yd rush (A.Mata kick), 15-75, 06:49	GT 20 - CU 20
	1:07	GT	H.King 45 yd rush (A.Birr kick), 5-61, 01:44	GT 27 - CU 20

TEAM STATISTICS

	GT	CU
First Downs.....	27	19
Rushes-Yards.....	47-320	31-157
Passing Yards.....	143	159
Pass Comp-Att-Int.....	13-21-1	17-29-0
Total Offense.....	463	305
Fumbles-Lost.....	2-2	0-0
Penalties-Yards.....	8-65	5-45
Punts-Yards (Avg./Net).....	2-93 (46.5/41)	5-225 (45/37.2)
Kickoffs-Yards (Avg./Net).....	5-325 (65/40)	5-325 (65/40)
Punt Returns (No.-Yds.-TD).....	2-19-0	1-11-0
Kickoff Returns (No.-Yds.-TD).....	0-0-0	0-0-0
Interceptions (No.-Yds.-TD).....	0-0-0	1-0-0
Fumble Returns (No.-Yds.-TD).....	0-0-0	2-0-0
Time of Possession.....	32:23	27:37
Third-Down Conversions.....	6-of-11	5-of-13
Fourth-Down Conversions.....	1-of-1	1-of-1
Red-Zone Scores-Chances.....	3-3	3-3
Sacks By (No.-Yds).....	1-6	0-0
Field Goals.....	2-2	2-2
Points Off Turnovers.....	0	7

INDIVIDUAL STATISTICS

RUSHING: GT — Haynes King 19-156, 3 TDs; Jamal Haynes 16-65; Malachi Hosley 7-47; Eric Rivers 2-34; Malik Rutherford 1-13; Bailey Stockton 1-5

CU — Micah Welch 11-64; Kaidon Salter 13-43, 1 TD; Simeon Price 5-30; Quentin Gibson 1-7; DeKalon Taylor 1-2

PASSING: GT — Haynes King 13-20-1, 143; TEAM 0-1-0

CU — Kaidon Salter 17-28-0, 1 TD; Joseph Williams 0-1-0

RECEIVING: GT — Bailey Stockton 4-48; Luke Harpring 2-18; Isiah Canion 2-14; Eric Rivers 2-11; Jamal Haynes 1-27; Malachi Hosley 1-24; Zion Taylor 1-1

CU — DeKalon Taylor 3-38, 1 TD; Micah Welch 3-9; Hykeem Williams 2-20; Zach Atkins 2-18; Dre'Ion Miller 2-13; Omarion Miller 1-39; Isiah Hardge 1-11; Joseph Williams 1-10; Quentin Gibson 1-4; Simeon Price 1-3

INTERCEPTIONS: GT — None

CU — D.J. McKinney 1-0

FUMBLE RECOVERIES: GT — None

CU — Martavius French 2-0

FORCED FUMBLES: GT — None

CU — None

TACKLES FOR LOSS: GT — Jordan van den Berg 1-6; Akelo Stone 1-4; Tah'J Butler 1-3; Omar Daniels 1-3; Jy Gilmore 1-2; Andre Fuller 1-1

CU — Martavius French 1.5-1; Quency Wiggins 1-2; Amari McNeil 0.5-1

SACKS: GT — Jordan van den Berg 1-6

CU — None

	GARDNER-WEBB	12
	1-1, 0-0	
	GEORGIA TECH	59
	2-0, 0-0	

Game 2 • Sept. 6, 2025 • Atlanta • Bobby Dodd Stadium at Hyundai Field (37,775)

SCORING SUMMARY

	1	2	3	4	F
Gardner-Webb	6	0	0	6	12
Georgia Tech	7	21	14	17	59

1st	10:17	GWU	A.Lowe 1 yd pass from N.Hampton (C.Viorel kick missed), 6-42, 02:33	GWU 6 - GT 0
	3:07	GT	I.Canion 11 yd pass from A.Philo (A.Birr kick), 4-58, 01:20	GWU 6 - GT 7
2nd	13:32	GT	M.Hosley 55 yd rush (A.Birr kick), 2-61, 00:29	GWU 6 - GT 14
	9:35	GT	J.Haynes 47 yd rush (A.Birr kick), 3-94, 01:07	GWU 6 - GT 21
	3:59	GT	J.Haynes 1 yd rush (A.Birr kick), 7-36, 02:49	GWU 6 - GT 28
3rd	7:12	GT	M.Hosley 5 yd rush (A.Birr kick), 5-25, 02:19	GWU 6 - GT 35
	0:36	GT	A.Harvey 65 yd blocked field goal return (A.Birr kick), 06:36	GWU 6 - GT 42
4th	13:39	GWU	C.Borders 14 yd pass from C.Pennington (C.Viorel kick blocked), 7-75, 01:57	GWU 12 - GT 42
	10:19	GT	A.Birr 23 yd FG, 8-57, 03:17	GWU 12 - GT 45
	6:21	GT	J.Powell 1 yd rush (A.Birr kick), 3-86, 01:36	GWU 12 - GT 52
	3:03	GT	D.Patterson 84 yd pass from G.Knowles (A.Birr kick), 1-84, 00:12	GWU 12 - GT 59

TEAM STATISTICS

	GWU	GT
First Downs.....	20	21
Rushes-Yards.....	47-117	28-223
Passing Yards.....	209	457
Pass Comp-Att-Int.....	20-30-0	22-29-1
Total Offense.....	326	680
Fumbles-Lost.....	1-1	2-1
Penalties-Yards.....	5-20	12-94
Punts-Yards (Avg./Net).....	8-370 (46.2/41.2)	1-46 (46/46)
Kickoffs-Yards (Avg./Net).....	3-163 (54.3/35.7)	10-645 (64.5/43.6)
Punt Returns (No.-Yds.-TD).....	0-0-0	4-50-0
Kickoff Returns (No.-Yds.-TD).....	3-34-0	1-6-0
Interceptions (No.-Yds.-TD).....	1-0-0	0-0-0
Fumble Returns (No.-Yds.-TD).....	1-0-0	1-0-0
Time of Possession.....	37:23	22:37
Third-Down Conversions.....	4-of-18	2-of-8
Fourth-Down Conversions.....	1-of-2	1-of-2
Red-Zone Scores-Chances.....	2-3	5-5
Sacks By (No.-Yds).....	0-0	6-41
Field Goals.....	0-1	1-1
Points Off Turnovers.....	6	7

INDIVIDUAL STATISTICS

RUSHING: GWU — Quasean Holmes 14-48; Carson Gresock 8-37; Christian Vahn 5-32; Nate Hampton 7-27; DJ Moyer 6-7; Anthony Lowe 1-2; Cole Pennington 6--36

GT — Malachi Hosley 9-100, 2 TDs; Jamal Haynes 9-92, 2 TDs; Aaron Philo 3-14; J.P. Powell 4-11, 1 TD;

Daylon Gordon 1-3; Shane Marshall 1-2; Eric Rivers 1-1

PASSING: GWU — Cole Pennington 14-21-0, 164 yds, 1 TD; Nate Hampton 6-9-0, 45 yds, 1 TD

GT — AaronPhilo 21-28-1, 373 yds. 1 TD; Graham Knowles 1-1-0, 84 yds. 1 TD

RECEIVING: GWU — Anthony Lowe 8-87, 1 TD; Chris Lofton 5-56; Sean Brady 3-28; Caleb Borders 1-14, 1 TD; Jabre Bevineau 1-12; Quasean Holmes 1-9; Giovanni Adopte 1-3

GT — Malik Rutherford 5-62; Dean Patterson 3-87, 1 TD; Zion Taylor 3-58; Isiah Canion 2-53, 1 TD; Bailey Stockton 2-43; Eric Rivers 2-33; Jordan Allen 1-78; Brett Seither 1-26; Jamal Haynes 1-8; Luke Harpring 1-5; Daylon Gordon 1-4

INTERCEPTIONS: GWU — Wendell McClain 1-0

GT — None

FUMBLE RECOVERIES: GWU — Robert Holtz 1-0

GT — Matthew Alexander 1-0

FORCED FUMBLES: GWU — Darius Johnson (1)

GT — Clayton Powell-Lee (1)

TACKLES FOR LOSS: GWU — Trey Weems 0.5-1; Antonio O'Berry 0.5-1

GT — Kelvin Hill 2.5-5; Akelo Stone 2-17; Amontroe Bradford 2-15; Tah'J Butler 1.5-3; Jordan van den Berg 1-3; Daiquan White 1-2; Andre Fuller 1-2; Christian Garrett 1-2; Jordan Boyd 1-1; Melvin Jordan IV 0.5-4; Brayden Manley 0.5-3

SACKS: GWU — None

GT — Akelo Stone 2-17; Amontroe Bradford 2-15; Christian Garrett 1-2; Melvin Jordan IV 0.5-4; Brayden Manley 0.5-3





#12/11 CLEMSON21

1-2, 0-1



GEORGIA TECH24

3-0, 1-0

Game 3 • Sept. 13, 2025 • Atlanta • Bobby Dodd Stadium at Hyundai Field (48,059)

SCORING SUMMARY

	1	2	3	4	F
Clemson	0	7	7	7	21
Georgia Tech	3	10	0	11	24


1st	5:50	GT	A.Birr 40 yd FG, 4-7, 01:34	CU 0 - GT 3
2nd	14:55	GT	J.Haynes 5 yd rush (A.Birr kick), 5-65, 01:45	CU 0 - GT 10
	7:46	GT	A.Birr 42 yd FG, 10-46, 05:36	CU 0 - GT 13
	0:49	CU	C.Klubnik 1 yd rush (N.Hauser kick), 16-75, 06:57	CU 7 - GT 13
3rd	9:36	CU	B.Wesco Jr. 73 yd pass from C.Klubnik (N.Hauser kick), 2-76, 00:51	CU 14 - GT 13
4th	10:02	GT	H.King 1 yd rush (D.Patterson pass from M.Rutherford), 13-90, 06:15	CU 14 - GT 21
	3:26	CU	A.Randall 2 yd rush (N.Hauser kick), 13-75, 06:36	CU 21 - GT 21
	0:00	GT	A.Birr 55 yd FG, 10-38, 03:26	CU 21 - GT 24

TEAM STATISTICS

	CU	GT
First Downs.....	17	18
Rushes-Yards.....	35-174	42-147
Passing Yards.....	207	211
Pass Comp-Att-Int.....	15-26-1	20-28-0
Total Offense.....	381	358
Fumbles-Lost.....	1-1	0-0
Penalties-Yards.....	2-25	3-16
Punts-Yards (Avg./Net).....	3-130 (43.3/44)	2-89 (44.5/34)
Kickoffs-Yards (Avg./Net).....	4-260 (65/40)	15-324 (64.8/40.8)
Punt Returns (No.-Yds.-TD).....	2-21-0	1--2-0
Kickoff Returns (No.-Yds.-TD).....	1-20-0	0-0-0
Interceptions (No.-Yds.-TD).....	0-0-0	1-45-0
Fumble Returns (No.-Yds.-TD).....	0-0-0	1-0-0
Time of Possession.....	27:55	32:05
Third-Down Conversions.....	7-of-12	8-of-15
Fourth-Down Conversions.....	1-of-1	0-of-2
Red-Zone Scores-Chances.....	2-3	2-3
Sacks By (No.-Yds.).....	1-3	0-0
Field Goals.....	0-1	3-3
Points Off Turnovers.....	0	3


INDIVIDUAL STATISTICS

RUSHING: CU — Adam Randall 15-80, 1 TD; Cade Klubnik 17-62, 1 TD; Tyler Brown 2-26; Gideon Davidson 1-6
GT — Haynes King 25-103, 1 TD; Jamal Haynes 12-26, 1 TD; Malachi Hosley 3-13; Eric Rivers 1-6; J.T. Byrne 1--1
PASSING: CU — Cade Klubnik 15-26-1, 207 yds., 1 TD
GT — Haynes King 20-28-0, 211 yds.
RECEIVING: CU — Bryant Wesco Jr. 7-126, 1 TD; Cole Turner 3-27; T.J. Moore 2-16; Tyler Brown 2-7; Josh Sapp 1-31
GT — Isiah Canion 5-56; Jamal Haynes 4-35; Malik Rutherford 4-22; Eric Rivers 3-72; Malachi Hosley 1-11; Zion Taylor 1-18; Dean Patterson 1-6
INTERCEPTIONS: CU — None
GT — Omar Daniels 1-45
FUMBLE RECOVERIES: CU — None
GT — Zachary Tobe 1-0
FORCED FUMBLES: CU — None
GT — Omar Daniels (1)
TACKLES FOR LOSS: CU — Sammy Brown 2.0-9, Will Heldt 2.0-7; Avieon Terrell 1.0-14; Jamal Anderson 1.0-12; Ricardo Jones 1.0-4; DeMonte Capehart 1.0-1
GT — None
SACKS: CU — Sammy Brown 1.0-3
GT — None



TEMPLE24

2-2, 0-0



NO. 18/19 GEORGIA TECH45

4-0, 1-0

Game 4 • Sept. 20, 2025 • Atlanta • Bobby Dodd Stadium at Hyundai Field (45,123)

SCORING SUMMARY

	1	2	3	4	F
Temple	0	7	7	10	24
Georgia Tech	21	0	14	10	45


1st	11:37	GT	H.King 17 yd rush (A.Birr kick), 5-71, 02:19	TU 0 - GT 7
	7:37	GT	M.Rutherford 24 yd pass from H.King (A.Birr kick), 5-63, 01:49	TU 0 - GT 14
	2:38	GT	I.Canion 37 yd pass from H.King (A.Birr kick), 6-65, 02:23	TU 0 - GT 21
2nd	12:29	TU	J.Ducker 2 yd rush (C.Hardin kick), 11-75, 05:09	TU 7 - GT 21
3rd	13:53	TU	J.Bermudez 28 yd pass from E.Simon (C.Hardin kick), 2-31, 00:41	TU 14 - GT 21
	11:47	GT	M.Hosley 34 yd rush (A.Birr kick), 4-75, 02:06	TU 14 - GT 28
	2:56	GT	M.Hosley 2 yd rush (A.Birr kick), 5-68, 02:41	TU 14 - GT 35
4th	8:50	GT	A.Birr 32 yd FG, 8-46, 04:16	TU 14 - GT 38
	5:25	TU	C.Hardin 41 yd FG, 8-52, 03:25	TU 17 - GT 38
	5:15	GT	D.Gordon 47 yd rush (A.Birr kick), 1-47, 00:09	TU 17 - GT 45
	0:03	TU	X.Irvin 4 yd pass from G.McCoy (C.Hardin kick), 13-75, 05:12	TU 24 - GT 45

TEAM STATISTICS


	TU	GT
First Downs.....	19	19
Rushes-Yards.....	44-184	30-307
Passing Yards.....	144	161
Pass Comp-Att-Int.....	17-37-0	13-18-0
Total Offense.....	328	468
Fumbles-Lost.....	1-0	1-1
Penalties-Yards.....	8-75	6-55
Punts-Yards (Avg./Net).....	7-277 (39.6/41)	4-205 (51.2/51.5)
Kickoffs-Yards (Avg./Net).....	4-232 (58/39.5)	8-520 (65/40)
Punt Returns (No.-Yds.-TD).....	1-4-0	1-0-0
Kickoff Returns (No.-Yds.-TD).....	0-0-0	1--1-0
Interceptions (No.-Yds.-TD).....	0-0-0	0-0-0
Fumble Returns (No.-Yds.-TD).....	1-0-0	0-0-0
Time of Possession.....	37:29	22:31
Third-Down Conversions.....	6-of-19	3-of-8
Fourth-Down Conversions.....	3-of-4	0-of-0
Red-Zone Scores-Chances.....	2-2	3-3
Sacks By (No.-Yds.).....	2-15	2-8
Field Goals.....	1-2	1-1
Points Off Turnovers.....	7	0

INDIVIDUAL STATISTICS

RUSHING: TU — Jay Ducker 14-76, 1 TD; Evan Simon 14-68; Hunter Smith 6-33; Jojo Bermudez 2-6; Gevani McCoy 2-5; Terrez Worthy 6--4
GT — Jamal Haynes 12-107; J.P. Powell 1-61; Malachi Hosley 5-59, 2 TDs; Daylon Gordon 1-47, 1 TD; Haynes King 8-15, 1 TD; Malik Rutherford 1-9; Eric Rivers 1-5; Jordan Allen 1-4
PASSING: TU — Evan Simon 13-32-0, 127 yds., 1 TD; Gevani McCoy 4-5-0 17 yds., 1 TD
GT — Haynes King 13-18-0, 161 yds., 2 TDs
RECEIVING: TU — Jojo Bermudez 4-58, 1 TD; Hunter Smith 3-13; Peter Clarke 2-28; Terrez Worthy 2-13; Colin Chase 2-12; Ryder Kusch 2-1; Jay Ducker 1-45; Xavier Irvin 1-4, 1 TD
GT — Jamal Haynes 4-39; Bailey Stockton 3-27; Isiah Canion 2-44, 1 TD; Malik Rutherford 2-33, 1 TD; Eric Rivers 1-14; Brett Seither 1-4
INTERCEPTIONS: TU — None
GT — None
FUMBLE RECOVERIES: TU — Eric Stuart(1)
GT — None
FORCED FUMBLES: TU — None
GT — None
TACKLES FOR LOSS: TU — Cam'Ron Stewart 1.0-9; Sekou Kromah 1.0-6; Joseph Auzenne 1.0-3; Jamere Jones 0.5-3; Eric Stuart 0.5-2; K.J. Miles 0.5-1; Tyrese Whitaker 0.5-1
GT — Jordan van den Berg 2.0-5; Daiquon White 1.0-11; Ronald Triplette 1.0-4; Rodney Shelley 1.0-1; Cayman Spaulding 0.5-2; Christian Garrett 0.5-2
SACKS: TU — Cam'Ron Stewart 1.0-9; Sekou Kromah 1.0-6
GT — Ronald Triplette 1.0-4; Cayman Spaulding 0.5-2; Christian Garrett 0.5-2



NO. 16/17 GEORGIA TECH
30



WAKE FOREST
29

5-0, 2-0

2-2, 0-2

Game 5 • Sept. 27, 2025 • Winston-Salem, N.C. • Allegacy Stadium (30,264)

SCORING SUMMARY

	1	2	3	4	OT	F
Georgia Tech	3	0	14	6	7	30
Wake Forest	0	17	3	3	6	29

1st	8:09	GT	A.Birr 35 yd FG, 7-22, 02:34	GT 3 - WF 0
2nd	10:46	WF	R.Ashford 4 yd rush (C.Calvert kick), 6-66, 02:25	GT 3 - WF 7
	5:53	WF	D.Claiborne 27 yd rush (C.Calvert kick), 4-69, 01:28	GT 3 - WF 14
	0:22	WF	C.Calvert 24 yd FG, 9-83, 02:49	GT 3 - WF 17
3rd	10:33	WF	C.Calvert 24 yd FG, 12-68, 04:27	GT 3 - WF 20
	5:39	GT	E.Rivers 14 yd pass from #10 H.King (A.Birr kick), 13-78, 04:49	GT 10 - WF 20
	0:17	GT	H.King 5 yd rush (A.Birr kick), 10-65, 03:58	GT 17 - WF 20
4th	9:45	GT	A.Birr 19 yd FG, 7-53, 03:58	GT 20 - WF 20
	5:08	WF	C.Calvert 29 yd FG, 6-11, 01:41	GT 20 - WF 23
	0:02	GT	A.Birr 33 yd FG, 9-54, 01:39	GT 23 - WF 23
OT	---	GT	H.King 2 yd rush (A.Birr kick), 4-25	GT 30 - WF 23
	---	WF	D.Claiborne 25 yd rush (M.Mays Jr. pass from R.Ashford failed), 1-25	GT 30 - WF 29

TEAM STATISTICS

	GT	WF
First Downs.....	27	20
Rushes-Yards.....	42-163	40-210
Passing Yards.....	248	233
Pass Comp-Att-Int.....	29-43-0	14-31-0
Total Offense.....	411	443
Fumbles-Lost.....	1-0	1-0
Penalties-Yards.....	4-23	8-81
Punts-Yards (Avg./Net).....	4-175 (43.8/43.8)	6-233 (38.8/34.2)
Kickoffs-Yards (Avg./Net).....	6-390 (65/40)	6-385 (64.2/42)
Punt Returns (No.-Yds.-TD).....	2-28-0	0-0-0
Kickoff Returns (No.-Yds.-TD).....	3-58-0	0-0-0
Interceptions (No.-Yds.-TD).....	0-0-0	0-0-0
Fumble Returns (No.-Yds.-TD).....	0-0-0	1-0-0
Time of Possession.....	32:46	27:14
Third-Down Conversions.....	7-of-16	9-of-19
Fourth-Down Conversions.....	0-of-2	0-of-0
Red-Zone Scores-Chances.....	6-6	4-5
Sacks By (No.-Yds.).....	0-0	0-0
Field Goals.....	3-3	3-4
Points Off Turnovers.....	0	3

INDIVIDUAL STATISTICS

RUSHING: GT — Haynes King 21-106, 2 TDs; Malachi Hosley 8-36; Jamal Haynes 10-21; Daylon Gordon 1-4; Malik Rutherford 2--4

WF — Demond Claiborne 21-119, 2 TDs; Robby Ashford 10-82, TD; Ty Clark 5-12; Chris Barnes 1-2; TEAM 1--2; Deshawn Purde 2--3

PASSING: GT — Haynes King 28-42-0, 243 yds., TD; Marshall Nichols 1-1-0, 5 yds.

WF — Robby Ashford 13-28-0, 219 yds.; Deshawn Purde 1-3-0, 14 yds.

RECEIVING: GT — Eric Rivers 8-77, TD; Malik Rutherford 5-38; Jamal Haynes 5-14; Isiah Canion 4-70; Malachi Hosley 2-7; Josh Beetham 1-17; Luke Harpring 1-14; Will Kiker 1-5; J.T. Byrne 1-4; Bailey Stockton 1-2

WF — Chris Barnes 3-39; Eni Falayi 3-39; Micah Mays Jr. 2-65; Sterling Berkhalter 2-50; Demond Claiborne 2-9; Sawyer Racanelli 1-16; Carlos Hernandez 1-15

INTERCEPTIONS: GT — None

WF — None

FUMBLE RECOVERIES: GT — None

WF — Karon Prunty

FORCED FUMBLES: GT — Brayden Manley

WF — Dylan Hazen

TACKLES FOR LOSS: GT — Amontrae Bradford 2.0-7; Ahmari Harvey 2.0-3; Ronald Triplette 1.0-5

WF — Gabe Kirschke 1.0-3; Quincy Bryant 1.0-1; Dylan Hazen 0.5-1; Aiden Hall 0.5-1; Davaugn Patterson 0.5-0; Langston Hardy 0.5-0

SACKS: GT — None

WF — None



**2025-26 Georgia Tech Football
Game Results
All games**

Page 1/1
as of Sep 27, 2025

Team Results

	Date	Opponent		Score	Overall	Conf	Time	Attend
	08/29/2025	at Colorado	W	27-20	1-0	0-0	3:25	52868
	09/06/2025	Gardner-Webb	W	59-12	2-0	0-0	3:22	37775
*	09/13/2025	Clemson	W	24-21	3-0	1-0	3:18	48059
	09/20/2025	Temple	W	45-24	4-0	1-0	3:15	45123
*	09/27/2025	at Wake Forest	Wot1	30-29	5-0	2-0	4:26	30264



2025-26 Georgia Tech Football
Overall Team Statistics
All games

Page 1/2
as of Sep 27, 2025

Team Statistics

	GATECH	OPP
Scoring	185	106
Points per game	37.0	21.2
Points Off Turnovers	10	23
First Downs	112	95
Rushing	57	38
Passing	46	45
Penalty	9	12
Rushing Yardage	1160	831
Yards gained rushing	1218	939
Yards lost rushing	58	108
Rushing attempts	189	197
Average per rush	6.1	4.2
Average per game	232.0	166.2
TDs Rushing	16	7
Passing Yardage	1220	952
Comp-Att-Int	97-139-2	83-153-1
Average per pass	8.8	6.2
Average per catch	12.6	11.5
Average per game	244.0	190.4
TDs Passing	5	6
Total offense	2380	1783
Total plays	328	350
Average per play	7.3	5.1
Average per game	476.0	356.6
Kick returns: #-Yards	5-63	4-54
Punt returns: #-Yards	10-95	4-36
Int returns: #-Yards	1-45	2-0
Kick return average	12.6	13.5
Punt return average	9.5	9.0
Int return average	45.0	0.0
Fumbles-Lost	8-5	4-2
Penalties-Yards	33-253	28-246
Average per game	50.6	49.2
Punts-Yards	13-608	29-1235
Average per punt	46.8	42.6
Net punt average	44.4	39.3
Kickoffs-Yards	34-2204	22-1365
Average per kick	64.8	62.0
Net kick average	41.2	39.9
Time of possession / game	28:28	31:32
3rd-down conversion	26/58	31/81
3rd-down pct	45%	38%
4th-down conversion	2/7	6/8



2025-26 Georgia Tech Football
Overall Team Statistics
All games

Page 2/2
as of Sep 27, 2025

	GATECH	OPP
4th-down pct	29%	75%
Sacks by-Yards	8-49	3-18
Misc Yards	65	0
Touchdowns scored	22	13
Field goals - attempts	10-10	6-10
On-Side kicks	0-0	0-1
Red-zone scores	(19-20) 95%	(13-16) 81%
Red-zone touchdowns	(13-20) 65%	(9-16) 56%
PAT-attempts	(21-21) 100%	(10-12) 83%
2-point conversion-attempts	(1-1) 100%	(0-1) 0%
Attendance	130957	83132
Games / Avg per game	3/43652	2/41566
Neutral site games	-	0/0

Score by Periods

Team	1st	2nd	3rd	4th	OT	TOT
Georgia Tech	34	44	49	51	7	185
Opponents	13	34	20	33	6	106



2025-26 Georgia Tech Football Individual Statistics All games

Page 1/3
as of Sep 27, 2025

Rushing

Player	gp	att	gain	loss	net	avg	td	lg	avg/g
Haynes King	4	73	418	38	380	5.2	7	45	95.0
Jamal Haynes	5	59	326	15	311	5.3	3	47	62.2
Malachi Hosley	5	32	255	0	255	8.0	4	55	51.0
J.P. Powell	5	5	72	0	72	14.4	1	61	14.4
Daylon Gordon	5	3	54	0	54	18.0	1	47	10.8
Eric Rivers	5	5	46	0	46	9.2	0	27	9.2
Malik Rutherford	5	4	22	4	18	4.5	0	13	3.6
Aaron Philo	2	3	14	0	14	4.7	0	12	7.0
Bailey Stockton	5	1	5	0	5	5.0	0	5	1.0
Jordan Allen	3	1	4	0	4	4.0	0	4	1.3
Shane Marshall	5	1	2	0	2	2.0	0	2	0.4
J.T. Byrne	5	1	0	1	-1	-1.0	0	0	-0.2
Team	5	1	0	0	0	0.0	0	0	0.0
Total	5	189	1218	58	1160	6.1	16	61	232.0
Opponents	5	197	939	108	831	4.2	7	42	166.2

Passing

Player	gp	effic	comp-att-int	pct	yds	td	lg	avg/g
Haynes King	4	134.8	74-108-1	68.5	758	3	42	189.5
Aaron Philo	2	191.5	21-28-1	75.0	373	1	78	186.5
Marshall Nichols	5	142.0	1-1-0	100.0	5	0	5	1.0
Graham Knowles	1	1136	1-1-0	100.0	84	1	84	84.0
Team	5	0.0	0-1-0	0.0	0	0	0	0.0
Total	5	152.5	97-139-2	69.8	1220	5	84	244.0
Opponents	5	118.1	83-153-1	54.2	952	6	73	190.4

Receiving

Player	gp	no.	yds	avg	td	lg	avg/g
Malik Rutherford	5	16	155	9.7	1	26	31.0
Eric Rivers	5	16	207	12.9	1	42	41.4
Jamal Haynes	5	15	124	8.3	0	34	24.8
Isiah Canion	5	15	237	15.8	2	42	47.4
Bailey Stockton	5	10	120	12.0	0	24	24.0
Zion Taylor	4	5	77	15.4	0	45	19.3
Malachi Hosley	5	5	32	6.4	0	24	6.4
Dean Patterson	5	4	93	23.3	1	84	18.6
Luke Harpring	5	4	37	9.3	0	14	7.4
Brett Seither	4	2	30	15.0	0	26	7.5
Josh Beetham	5	1	17	17.0	0	17	3.4
J.T. Byrne	5	1	4	4.0	0	4	0.8
Daylon Gordon	5	1	4	4.0	0	4	0.8
Will Kiker	5	1	5	5.0	0	5	1.0
Jordan Allen	3	1	78	78.0	0	78	26.0
Total	5	97	1220	12.6	5	84	244.0
Opponents	5	83	952	11.5	6	73	190.4

Punt Returns

Player	no.	yds	avg	td	lg
Bailey Stockton	5	57	11.4	0	24
Eric Rivers	5	38	7.6	0	21
Total	10	95	9.5	0	24
Opponents	4	36	9.0	0	12

Interceptions

Player	no.	yds	avg	td	lg
Omar Daniels	1	45	45.0	0	45
Total	1	45	45.0	0	45
Opponents	2	0	0.0	0	0

Kick Returns

Player	no.	yds	avg	td	lg
Shane Marshall	3	58	19.3	0	22
Daiquan White	1	-1	-1.0	0	0
Luke Harpring	1	6	6.0	0	6
Total	5	63	12.6	0	22
Opponents	4	54	13.5	0	22

Fumbles Recovered

Player	no.	yds	avg	td	lg
Matthew Alexander	1	0	0.0	0	0
Zachary Tobe	1	0	0.0	0	0
Total	2	0	0.0	0	0
Opponents	5	0	0.0	0	0



2025-26 Georgia Tech Football
Individual Statistics
All games

Page 2/3
as of Sep 27, 2025

Scoring

Player	td	fg	PAT						pts
			kick	rush	rcv	pass	dxp	saf	
Aidan Birr	-	10-10	21-21	-	-	-	-	-	51
Haynes King	7	-	-	-	-	-	-	-	42
Malachi Hosley	4	-	-	-	-	-	-	-	24
Jamal Haynes	3	-	-	-	-	-	-	-	18
Isiah Canion	2	-	-	-	-	-	-	-	12
Dean Patterson	1	-	-	-	1	-	-	-	8
Ahmari Harvey	1	-	-	-	-	-	-	-	6
Malik Rutherford	1	-	-	-	-	1	-	-	6
Eric Rivers	1	-	-	-	-	-	-	-	6
Daylon Gordon	1	-	-	-	-	-	-	-	6
J.P. Powell	1	-	-	-	-	-	-	-	6
Total	22	10-10	21-21	0	1	1	0	0	185
Opponents	13	6-10	10-12	0	0	0	0	0	106

Field Goals

Player	fg	pct.	01-19	20-29	30-39	40-49	50-99	lg	blk
Aidan Birr	10-10	100.0	1-1	1-1	4-4	3-3	1-1	55	0
Opponents	6-10	60.0	0-0	4-5	0-0	2-3	0-2	42	1

FG Sequence

Team Name	Georgia Tech	Opponents
Colorado	(32),(43)	(42),(29)
Gardner-Webb	(),(23)	,40
Clemson	(40),(42),(55)	52
Temple	(32)	61,(41)
Wake Forest	(35),(19),(33)	(24),(24),27,(29)

Numbers in (parentheses) indicate field goal was made

Total Offense

Player	g	plays	rush	pass	total	avg/g
Haynes King	4	181	380	758	1138	284.5
Aaron Philo	2	31	14	373	387	193.5
Jamal Haynes	5	59	311	0	311	62.2
Malachi Hosley	5	32	255	0	255	51.0
Graham Knowles	1	1	0	84	84	84.0
J.P. Powell	5	5	72	0	72	14.4
Daylon Gordon	5	3	54	0	54	10.8
Eric Rivers	5	5	46	0	46	9.2
Malik Rutherford	5	4	18	0	18	3.6
Marshall Nichols	5	1	0	5	5	1.0
Bailey Stockton	5	1	5	0	5	1.0
Jordan Allen	3	1	4	0	4	1.3
Shane Marshall	5	1	2	0	2	0.4
J.T. Byrne	5	1	-1	0	-1	-0.2
Team	5	0	0	0	0	0.0
Total	5	328	1160	1220	2380	476.0
Opponents	5	350	831	952	1783	356.6

Punting

Player	no.	yds	avg	lg	tb	fc	i20	50+	blk
Marshall Nichols	13	608	46.8	64	0	4	7	2	0
Total	13	608	46.8	64	0	4	7	2	0
Opponents	29	1235	42.6	61	1	14	10	4	0

Kickoffs

Player	no.	yds	avg	tb	ob	retn	net	ydl
Aidan Birr	33	2144	65.0	30	0			
Landon Shaffer	1	60	60.0	0	0			
Total	34	2204	64.8	30	0	4	41.2	23
Opponents	22	1365	62.0	17	0	5	39.9	25



2025-26 Georgia Tech Football
Individual Statistics
All games

Page 3/3
as of Sep 27, 2025

All Purpose

Player	g	rush	rcv	pr	kr	ir	total	avg/g
Jamal Haynes	5	311	124	0	0	0	435	87.0
Haynes King	4	380	0	0	0	0	380	95.0
Eric Rivers	5	46	207	38	0	0	291	58.2
Malachi Hosley	5	255	32	0	0	0	287	57.4
Isiah Canion	5	0	237	0	0	0	237	47.4
Bailey Stockton	5	5	120	57	0	0	182	36.4
Malik Rutherford	5	18	155	0	0	0	173	34.6
Dean Patterson	5	0	93	0	0	0	93	18.6
Jordan Allen	3	4	78	0	0	0	82	27.3
Zion Taylor	4	0	77	0	0	0	77	19.3
J.P. Powell	5	72	0	0	0	0	72	14.4
Shane Marshall	5	2	0	0	58	0	60	12.0
Daylon Gordon	5	54	4	0	0	0	58	11.6
Omar Daniels	5	0	0	0	0	45	45	9.0
Luke Harpring	5	0	37	0	6	0	43	8.6
Brett Seither	4	0	30	0	0	0	30	7.5
Josh Beetham	5	0	17	0	0	0	17	3.4
Aaron Philo	2	14	0	0	0	0	14	7.0
Will Kiker	5	0	5	0	0	0	5	1.0
J.T. Byrne	5	-1	4	0	0	0	3	0.6
Daiquan White	4	0	0	0	-1	0	-1	-0.3
Total	5	1160	1220	95	63	45	2583	516.6
Opponents	5	831	952	36	54	0	1873	374.6



2025-26 Georgia Tech Football
Overall Defense Statistics
All games

Page 1/2
as of Sep 27, 2025

Team Defense

##	Player	gp	Tackles				Sacks	Pass defense			Fumbles		blkd	
			ua	a	tot	tfl/yds		int-yds	brup	qbh	fr-yds	ff	kick	saf
44	Kyle Efford	5	15	13	28	.	.	.	1	1
2	E.J. Lightsey	5	14	11	25
5	Clayton Powell-Lee	5	11	11	22	.	.	.	1	.	.	1	.	.
9	Omar Daniels	5	11	8	19	1-3	.	1-45	.	.	.	1	.	.
14	Jy Gilmore	5	11	5	16	1-2	.	.	.	1
3	Ahmari Harvey	5	13	2	15	2-3	.	.	3
15	Tah'j Butler	5	8	7	15	2.5-6	.	.	2
0	Melvin Jordan IV	5	5	10	15	0.5-4	0.5-4
99	Jordan van den Berg	5	8	4	12	4-14	.	.	.	1	.	.	1	.
7	Akelo Stone	5	7	4	11	3-21	2-17
98	Amontrae Bradford	5	7	4	11	4-22	2-15	.	.	3
4	Daiquan White	4	7	3	10	2-13
91	Andre Fuller	4	5	4	9	2-3
23	Zachary Tobe	5	7	2	9	.	.	.	1	.	1-0	.	.	.
27	Tae Harris	5	6	2	8	.	.	.	2
1	Cayman Spaulding	5	5	3	8	0.5-2	0.5-2	.	1
33	Matthew Alexander	5	3	5	8	1	1-0	.	.	.
55	Christian Garrett	3	3	4	7	1.5-4	1.5-4
11	Brayden Manley	5	5	2	7	0.5-3	0.5-3	.	1	1	.	1	.	.
95	Jason Moore	5	1	6	7	.	.	.	1
16	Kelvin Hill	5	3	4	7	2.5-5	.	.	1
8	Jordan Boyd	5	3	2	5	1-1	.	.	.	1
24	Ronald Triplette	3	2	3	5	2-9	1-4
29	Jon Mitchell	3	3	2	5
6	Rodney Shelley	3	2	3	5	1-1
39	Will Kiker	5	1	3	4
36	Christian Pritchett	4	1	3	4
96	Shymeik Jones	4	.	3	3	1	.
13	Savion Riley	1	2	1	3
22	D.J. Moore	2	2	1	3
88	A.J. Hoffler	3	1	2	3	2
21	Daylon Gordon	5	1	1	2
34	Myles Forristall	5	1	1	2
89	Chris Elko	5	1	1	2
97	Landen Marshall	3	.	1	1
25	Dalen Penson	3	1	.	1
90	Blake Belin	1	.	1	1
20	J.P. Powell	5	.	1	1
28	Elgin Sessions	4	1	.	1
17	Josh Beetham	5	1	.	1
94	Derry Norris	1	.	1	1



2025-26 Georgia Tech Football
Overall Defense Statistics
All games

Page 2/2
as of Sep 27, 2025

			Tackles				Sacks	Pass defense			Fumbles		blkd	
##	Player	gp	ua	a	tot	tfl/yds	no-yds	int-yds	brup	qbh	fr-yds	ff	kick	saf
4	Isiah Canion	5	1
Totals		5	178	144	322	31-116	8-49	1-45	15	11	2-0	3	2	0
Opponents		5	186	146	332	21-85	3-18	2-0	7	10	5-0	3	0	0



2025-26 Georgia Tech Football
Passing Game-by-Game
All games

Page 1/1
as of Sep 27, 2025

#10 Haynes King	Comp	Att	Int	Pct	Yards	TD	Long	Sacked	Effic.
Colorado	13	20	1	65.0	143	0	27	0-0	115.1
Clemson	20	28	0	71.4	211	0	42	1-3	134.7
Temple	13	18	0	72.2	161	2	37	2-15	184.0
Wake Forest	28	42	0	66.7	243	1	37	0-0	123.1
Totals	74	108	1	68.5	758	3	42	3-18	134.8

#12 Aaron Philo	Comp	Att	Int	Pct	Yards	TD	Long	Sacked	Effic.
Gardner-Webb	21	28	1	75.0	373	1	78	0-0	191.5
Totals	21	28	1	75.0	373	1	78	0-0	191.5

#14 Graham Knowles	Comp	Att	Int	Pct	Yards	TD	Long	Sacked	Effic.
Gardner-Webb	1	1	0	100.0	84	1	84	0-0	1136
Totals	1	1	0	100.0	84	1	84	0-0	1136

#47 Marshall Nichols	Comp	Att	Int	Pct	Yards	TD	Long	Sacked	Effic.
Wake Forest	1	1	0	100.0	5	0	5	0-0	142.0
Totals	1	1	0	100.0	5	0	5	0-0	142.0



2025-26 Georgia Tech Football
Rushing/Receiving Game-by-Game
All games

Page 1/1
as of Sep 27, 2025

Rushing

Player	No-Yds/TD	CU	GW	CU	Temple	WF
Haynes King	73-380/7	19-156/3	DNP	25-103/1	8-15/1	21-106/2
Jamal Haynes	59-311/3	16-65/0	9-92/2	12-26/1	12-107/0	10-21/0
Malachi Hosley	32-255/4	7-47/0	9-100/2	3-13/0	5-59/2	8-36/0
J.P. Powell	5-72/1	-	4-11/1	-	1-61/0	-
Eric Rivers	5-46/0	2-34/0	1-1/0	1-6/0	1-5/0	-
Malik Rutherford	4-18/0	1-13/0	-	-	1-9/0	2--4/0
Daylon Gordon	3-54/1	-	1-3/0	-	1-47/1	1-4/0
Aaron Philo	3-14/0	DNP	3-14/0	DNP	-	DNP
Bailey Stockton	1-5/0	1-5/0	-	-	-	-
Jordan Allen	1-4/0	-	-	DNP	1-4/0	DNP
Shane Marshall	1-2/0	-	1-2/0	-	-	-
J.T. Byrne	1--1/0	-	-	1--1/0	-	-

Receiving

Player	No-Yds/TD	CU	GW	CU	Temple	WF
Eric Rivers	16-207/1	2-11/0	2-33/0	3-72/0	1-14/0	8-77/1
Malik Rutherford	16-155/1	-	5-62/0	4-22/0	2-33/1	5-38/0
Isiah Canion	15-237/2	2-14/0	2-53/1	5-56/0	2-44/1	4-70/0
Jamal Haynes	15-124/0	1-27/0	1-8/0	4-36/0	4-39/0	5-14/0
Bailey Stockton	10-120/0	4-48/0	2-43/0	-	3-27/0	1-2/0
Zion Taylor	5-77/0	1-1/0	3-58/0	1-18/0	DNP	-
Malachi Hosley	5-32/0	1-24/0	-	2-1/0	-	2-7/0
Dean Patterson	4-93/1	-	3-87/1	1-6/0	-	-
Luke Harpring	4-37/0	2-18/0	1-5/0	-	-	1-14/0
Brett Seither	2-30/0	-	1-26/0	-	1-4/0	DNP
Jordan Allen	1-78/0	-	1-78/0	DNP	-	DNP
Josh Beetham	1-17/0	-	-	-	-	1-17/0
Will Kiker	1-5/0	-	-	-	-	1-5/0
Daylon Gordon	1-4/0	-	1-4/0	-	-	-
J.T. Byrne	1-4/0	-	-	-	-	1-4/0



2025-26 Georgia Tech Football
Total Tackles Game-by-Game
All games

Page 1/1
as of Sep 27, 2025

Total Tackles

Player	S-A	Total	CU	GW	CU	Temple	WF
Kyle Efford	15-13	28	3-0	3-3	2-3	4-2	3-5
E.J. Lightsey	14-11	25	3-0	2-2	6-4	-	3-5
Clayton Powell-Lee	11-11	22	3-0	1-1	4-7	2-1	1-2
Omar Daniels	11-8	19	5-0	1-1	3-4	1-3	1-0
Jy Gilmore	11-5	16	2-1	0-1	3-1	0-1	6-1
Ahmari Harvey	13-2	15	2-1	2-0	3-0	2-0	4-1
Tah'j Butler	8-7	15	1-0	2-3	-	5-3	0-1
Melvin Jordan IV	5-10	15	2-0	2-3	0-1	1-5	0-1
Jordan van den Berg	8-4	12	1-0	1-3	2-0	2-1	2-0
Akelo Stone	7-4	11	3-1	3-1	-	0-2	1-0
Amontrae Bradford	7-4	11	-	4-1	-	0-2	3-1
Daiquan White	7-3	10	DNP	2-1	-	3-1	2-1
Zachary Tobe	7-2	9	-	0-1	3-1	1-0	3-0
Andre Fuller	5-4	9	3-0	1-2	1-1	DNP	0-1
Tae Harris	6-2	8	-	2-1	-	3-0	1-1
Cayman Spaulding	5-3	8	3-0	0-1	1-1	1-1	-
Matthew Alexander	3-5	8	2-0	0-2	0-1	0-1	1-1
Brayden Manley	5-2	7	-	1-2	1-0	2-0	1-0
Kelvin Hill	3-4	7	-	2-3	0-1	-	1-0
Christian Garrett	3-4	7	1-0	2-2	DNP	0-2	DNP
Jason Moore	1-6	7	0-1	1-2	0-1	0-1	0-1
Jordan Boyd	3-2	5	-	1-0	-	2-2	-
Jon Mitchell	3-2	5	1-1	1-0	DNP	1-1	DNP
Rodney Shelley	2-3	5	DNP	DNP	-	2-3	-
Ronald Triplette	2-3	5	-	DNP	DNP	1-3	1-0
Christian Pritchett	1-3	4	-	1-1	-	0-2	DNP
Will Kiker	1-3	4	-	1-2	-	0-1	-
Savion Riley	2-1	3	2-1	DNP	DNP	DNP	DNP
D.J. Moore	2-1	3	-	2-1	DNP	DNP	DNP
A.J. Hoffler	1-2	3	DNP	DNP	-	-	1-2
Shymeik Jones	0-3	3	-	0-1	DNP	0-2	-
Daylon Gordon	1-1	2	1-0	-	0-1	-	-
Myles Forristall	1-1	2	-	1-1	-	-	-
Chris Elko	1-1	2	-	0-1	1-0	-	-
Josh Beetham	1-0	1	-	-	1-0	-	-
Dalen Penson	1-0	1	DNP	-	DNP	1-0	-
Elgin Sessions	1-0	1	DNP	1-0	-	-	-
J.P. Powell	0-1	1	-	-	0-1	-	-
Blake Belin	0-1	1	DNP	0-1	DNP	DNP	DNP
Derry Norris	0-1	1	DNP	0-1	DNP	DNP	DNP
Landen Marshall	0-1	1	DNP	0-1	-	-	DNP



2025-26 Georgia Tech Football
Team Game-by-Game
All games

Page 1/1
as of Sep 27, 2025

Date	Opponent	Rushing				Receiving				Passing				Kick Returns				Punt Returns				tot			
		no.	yds	td	lg	no.	yds	td	lg	cmp	att	int	yds	td	lg	no.	yds	td	lg	no.	yds	td	lg	off	
08/29/2025	at Colorado	47	320	3	45	13	143	0	27	13-21-1				143	0	27	0	0	0	0	2	19	0	21	463
09/06/2025	Gardner-Webb	28	223	5	55	22	457	2	84	22-29-1				457	2	84	1	6	0	6	4	50	0	24	680
09/13/2025	Clemson	42	147	2	17	20	211	0	42	20-28-0				211	0	42	0	0	0	0	1	-2	0	0	358
09/20/2025	Temple	30	307	4	61	13	161	2	37	13-18-0				161	2	37	1	-1	0	0	1	0	0	0	468
09/27/2025	at Wake Forest	42	163	2	22	29	248	1	37	29-43-0				248	1	37	3	58	0	22	2	28	0	15	411
Georgia Tech		189	1160	16	61	97	1220	5	84	97-139-2				1220	5	84	5	63	0	22	10	95	0	24	2380
Opponents		197	831	7	42	83	952	6	73	83-153-1				952	6	73	4	54	0	22	4	36	0	12	1783

Georgia Tech Averages

Games	Avg/ rush	Avg/ catch	Pass effic	KR avg	PR avg	All purpose avg/game	Total offense avg/game
5	6.1	12.6	152.5	12.6	9.5	516.6	476.0

Date	Opponent	Tackles				Sacks	Fumble		Pass Defense			blkd	PAT attempts			off		
		ua	a	total	tfl-yds	no-yds	ff	fr-yds	int-yds	qbh	brup	kick	kick	rush	rcv	saf	t/o	pts
08/29/2025	at Colorado	38	6	44	6.0-19	0-0	0	0-0	0-0	1	2	0	3-3	0	0	0	0	27
09/06/2025	Gardner-Webb	40	46	86	14.0-57	6-41	1	1-0	0-0	1	2	2	8-8	0	0	0	7	59
09/13/2025	Clemson	31	28	59	0.0-0	0-0	1	1-0	1-45	0	3	0	1-1	0	1	0	3	24
09/20/2025	Temple	34	40	74	6.0-25	2-8	0	0-0	0-0	5	5	0	6-6	0	0	0	0	45
09/27/2025	at Wake Forest	35	24	59	5.0-15	0-0	1	0-0	0-0	4	3	0	3-3	0	0	0	0	30
Georgia Tech		178	144	322	31.0-116	8-49	3	2-0	1-45	11	15	2	21-21	0	1	0	10	185
Opponents		186	146	332	21.0-85	3-18	3	5-0	2-0	10	7	0	10-12	0	0	0	23	106

		Punting									Field Goals			Kickoffs				
Date	Opponent	no.	yds	avg	long	blkd	tb	fc	50+	i20	md-att	long	blkd	no.	yds	avg	tb	ob
08/29/2025	at Colorado	2	93	46.5	48	0	0	1	0	1	2-2	43	0	5	325	65.0	5	0
09/06/2025	Gardner-Webb	1	46	46.0	46	0	0	1	0	0	1-1	23	0	10	645	64.5	7	0
09/13/2025	Clemson	2	89	44.5	48	0	0	0	0	0	3-3	55	0	5	324	64.8	4	0
09/20/2025	Temple	4	205	51.3	64	0	0	1	2	2	1-1	32	0	8	520	65.0	8	0
09/27/2025	at Wake Forest	4	175	43.8	47	0	0	1	0	4	3-3	35	0	6	390	65.0	6	0
Georgia Tech		13	608	46.8	64	0	0	4	2	7	10-10	55	0	34	2204	64.8	30	0
Opponents		29	1235	42.6	61	0	1	14	4	10	6-10	42	1	22	1365	62.0	17	0



2025-26 Georgia Tech Football
Opponents Game-by-Game
All games

Page 1/1
as of Sep 27, 2025

DateOpponent		Rushing				Receiving				Passing				Kick Returns				Punt Returns				tot		
		no.	yds	td	lg	no.	yds	td	lg	cmp	att	int	yds	td	lg	no.	yds	td	lg	no.	yds	td	lg	off
08/29/2025	at Colorado	31	146	1	22	17	159	1	39	17	29	0	159	1	39	0	0	0	0	1	11	0	11	305
09/06/2025	Gardner-Webb	47	117	0	26	20	209	2	29	20	30	0	209	2	29	3	34	0	22	0	0	0	0	326
09/13/2025	Clemson	35	174	2	30	15	207	1	73	15	26	1	207	1	73	1	20	0	20	2	21	0	12	381
09/20/2025	Temple	44	184	1	42	17	144	2	28	17	37	0	144	2	28	0	0	0	0	1	4	0	4	328
09/27/2025	at Wake Forest	40	210	3	29	14	233	0	39	14	31	0	233	0	39	0	0	0	0	0	0	0	0	443
Opponents		197	831	7	42	83	952	6	73	83	153	1	952	6	73	4	54	0	22	4	36	0	12	1783
Georgia Tech		189	1160	16	61	97	1220	5	84	97	139	2	1220	5	84	5	63	0	22	10	95	0	24	2380

Opponents Averages

Games	Avg/ rush	Avg/ catch	Pass effic	KR avg	PR avg	All purpose avg/game	Total offense avg/game
5	4.2	11.5	118.1	13.5	9.0	374.6	356.6

Date	Opponent	Tackles				Sacks	Fumble		Pass Defense			blkd	PAT attempts			off		
		ua	a	total	tfl-yds	no-yds	ff	fr-yds	int-yds	qbh	brup	kick	kick	rush	rcv	saf	t/o	pts
08/29/2025	at Colorado	39	36	75	3.0-4	0-0	0	2-0	1-0	3	2	0	2-2	0	0	0	7	20
09/06/2025	Gardner-Webb	35	14	49	1.0-3	0-0	1	1-0	1-0	3	0	0	0-2	0	0	0	6	12
09/13/2025	Clemson	47	20	67	8.0-47	1-3	1	0-0	0-0	0	1	0	3-3	0	0	0	0	21
09/20/2025	Temple	21	26	47	5.0-25	2-15	0	1-0	0-0	1	1	0	3-3	0	0	0	7	24
09/27/2025	at Wake Forest	44	50	94	4.0-6	0-0	1	1-0	0-0	3	3	0	2-2	0	0	0	3	29
Opponents		186	146	332	21.0-85	3-18	3	5-0	2-0	10	7	0	10-12	0	0	0	23	106
Georgia Tech		178	144	322	31.0-116	8-49	3	2-0	1-45	11	15	2	21-21	0	1	0	10	185

Date	Opponent	Punting										Field Goals			Kickoffs				
		no.	yds	avg	long	blkd	tb	fc	50+	i20	md-att	long	blkd	no.	yds	avg	tb	ob	
08/29/2025	at Colorado	5	225	45.0	53	0	1	2	2	3	2-2	42	0	5	325	65.0	5	0	
09/06/2025	Gardner-Webb	8	370	46.3	61	0	0	2	2	4	0-1	0	1	3	163	54.3	2	0	
09/13/2025	Clemson	3	130	43.3	48	0	0	2	0	2	0-1	0	0	4	260	65.0	4	0	
09/20/2025	Temple	7	277	39.6	44	0	0	5	0	0	1-2	41	0	4	232	58.0	3	0	
09/27/2025	at Wake Forest	6	233	38.8	48	0	0	3	0	1	3-4	29	0	6	385	64.2	3	0	
Opponents		29	1235	42.6	61	0	1	14	4	10	6-10	42	1	22	1365	62.0	17	0	
Georgia Tech		13	608	46.8	64	0	0	4	2	7	10-10	55	0	34	2204	64.8	30	0	



2025-26 Georgia Tech Football Team Game-by-Game Comparison All games

Page 1/1
as of Sep 27, 2025

Opponent	Score	First Downs				Rushing Number-Yards	Passing		Total Offense Plays-Yards	Return Yards	Turn- Overs
		Total	Rush	Pass	Pen		Comp-Att.-Int	Yards			
Colorado	27-20	27 / 19	17 / 7	8 / 9	2 / 3	47-320 / 31-146	13-21-1 / 17-29-0	143 / 159	68-463 / 60-305	19 / 11	3 / 0
Gardner-Webb	59-12	21 / 20	8 / 6	12 / 10	1 / 4	28-223 / 47-117	22-29-1 / 20-30-0	457 / 209	57-680 / 77-326	56 / 34	2 / 1
Clemson	24-21	18 / 17	9 / 7	9 / 9	0 / 1	42-147 / 35-174	20-28-0 / 15-26-1	211 / 207	70-358 / 61-381	43 / 41	0 / 2
Temple	45-24	19 / 19	11 / 9	6 / 7	2 / 3	30-307 / 44-184	13-18-0 / 17-37-0	161 / 144	48-468 / 81-328	-1 / 4	1 / 0
Wake Forest	30-29	27 / 20	12 / 9	11 / 10	4 / 1	42-163 / 40-210	29-43-0 / 14-31-0	248 / 233	85-411 / 71-443	86 / 0	1 / 0
Totals	185-106	112 / 95	57 / 38	46 / 45	9 / 12	189-1160 / 197-831	97-139-2 / 83-153-1	1220 / 952	328-2380 / 350-1783	203 / 90	7 / 3

Opponents	3rd Down	4th Down	Time of Possession	TOP	Avg	Avg	Avg	Punting Number-Avg	Penalties	
	Conversion	Conversion		Margin	Yds/Rush	Yds/Pass	Yds/Play		Number-Yards	Sacks
Colorado	6-11 / 5-13	1-1 / 1-1	32:23 / 27:37	04:46	6.8 / 4.7	6.8 / 5.5	6.8 / 5.1	2-46.5 / 5-45.0	8-65.0 / 5-45.0	0 / 0
Gardner-Webb	2-8 / 4-18	1-2 / 1-2	22:37 / 37:23	-14:46	8.0 / 2.5	15.8 / 7.0	11.9 / 4.2	1-46.0 / 8-46.3	12-94.0 / 5-20.0	6 / 0
Clemson	8-15 / 7-12	0-2 / 1-1	32:05 / 27:55	04:10	3.5 / 5.0	7.5 / 8.0	5.1 / 6.2	2-44.5 / 3-43.3	3-16.0 / 2-25.0	0 / 1
Temple	3-8 / 6-19	0-0 / 3-4	22:31 / 37:29	-14:58	10.2 / 4.2	8.9 / 3.9	9.8 / 4.0	4-51.3 / 7-39.6	6-55.0 / 8-75.0	2 / 2
Wake Forest	7-16 / 9-19	0-2 / 0-0	32:46 / 27:14	05:32	3.9 / 5.3	5.8 / 7.5	4.8 / 6.2	4-43.8 / 6-38.8	4-23.0 / 8-81.0	0 / 0
Totals	26-58 / 31-81	2-7 / 6-8	142:22 / 157:38	-15:16	6.1 / 4.2	8.8 / 6.2	7.3 / 5.1	13-46.8 / 29-42.6	33-253.0 / 28-246.0	8 / 3

Note: Game totals are displayed in the format TEAM/OPPONENT for each category



2025-26 Georgia Tech Football
By Quarter Statistics
All games

Page 1/1
as of Sep 27, 2025

3rd-Down Conversions

Date	Opponent		Score	Overall	1st Qtr	2nd Qtr	3rd Qtr	4th Qtr	Overtime
08/29/2025	at Colorado	W	27-20	6-11 54.5	1-1 100.0	2-4 50.0	2-4 50.0	1-2 50.0	0-0 0.0
09/06/2025	Gardner-Webb	W	59-12	2-8 25.0	0-1 0.0	2-3 66.7	0-2 0.0	0-2 0.0	0-0 0.0
09/13/2025	Clemson	W	24-21	8-15 53.3	3-5 60.0	0-1 0.0	1-4 25.0	4-5 80.0	0-0 0.0
09/20/2025	Temple	W	45-24	3-8 37.5	2-2 100.0	0-3 0.0	1-2 50.0	0-1 0.0	0-0 0.0
09/27/2025	at Wake Forest	Wot1	30-29	7-16 43.8	1-4 25.0	0-3 0.0	5-5 100.0	1-4 25.0	0-0 0.0
Georgia Tech				26-58 44.8	7-13 53.8	4-14 28.6	9-17 52.9	6-14 42.9	0-0 0.0
Opponents				31-81 38.3	9-20 45.0	7-23 30.4	6-16 37.5	9-22 40.9	0-0 0.0

4th-Down Conversions

Date	Opponent		Score	Overall	1st Qtr	2nd Qtr	3rd Qtr	4th Qtr	Overtime
08/29/2025	at Colorado	W	27-20	1-1 100.0	0-0 0.0	0-0 0.0	1-1 100.0	0-0 0.0	0-0 0.0
09/06/2025	Gardner-Webb	W	59-12	1-2 50.0	0-0 0.0	0-0 0.0	1-2 50.0	0-0 0.0	0-0 0.0
09/13/2025	Clemson	W	24-21	0-2 0.0	0-1 0.0	0-0 0.0	0-1 0.0	0-0 0.0	0-0 0.0
09/20/2025	Temple	W	45-24	0-0 0.0	0-0 0.0	0-0 0.0	0-0 0.0	0-0 0.0	0-0 0.0
09/27/2025	at Wake Forest	Wot1	30-29	0-2 0.0	0-0 0.0	0-2 0.0	0-0 0.0	0-0 0.0	0-0 0.0
Georgia Tech				2-7 28.6	0-1 0.0	0-2 0.0	2-4 50.0	0-0 0.0	0-0 0.0
Opponents				6-8 75.0	0-0 0.0	3-4 75.0	1-1 100.0	2-3 66.7	0-0 0.0

Time of Possession

Date	Opponent		Score	Overall	1st Qtr	2nd Qtr	3rd Qtr	4th Qtr	Overtime
08/29/2025	at Colorado	W	27-20	32:23	05:02	14:06	08:25	04:50	00:00
09/06/2025	Gardner-Webb	W	59-12	22:37	04:10	05:50	07:29	05:08	00:00
09/13/2025	Clemson	W	24-21	32:05	06:47	08:10	07:27	09:41	00:00
09/20/2025	Temple	W	45-24	22:31	06:31	04:53	06:38	04:29	00:00
09/27/2025	at Wake Forest	Wot1	30-29	32:46	09:27	07:32	08:52	06:55	00:00
Georgia Tech				Total	142:22	31:57	40:31	38:51	31:03
				Avg.	28:28	06:23	08:06	07:46	06:13
Opponents				Total	157:38	29:50	47:42	30:49	49:17
				Avg.	31:32	05:58	09:32	06:10	09:51



2025-26 Georgia Tech Football
Red-Zone Results
All games

Page 1/1
as of Sep 27, 2025

Georgia Tech Inside Opponent Red-Zone

Date	Opponent	Score	Times	Times	Total			Rush	Pass	FGs	Failed to score inside RZ					
			In RZ	Scored	Pts	TDs	TDs	TDs	TDs	Made	FGA	Down	Int	Fumb	Half	Game
08/29/2025	at Colorado	W 27-20	3	3	17	2	2	0	1	1	1	0	0	0	0	0
09/06/2025	Gardner-Webb	W 59-12	5	5	32	4	3	1	1	1	1	0	0	0	0	0
09/13/2025	Clemson	W 24-21	3	2	15	2	2	0	0	0	0	1	0	0	0	0
09/20/2025	Temple	W 45-24	3	3	17	2	2	0	1	1	1	0	0	0	0	0
09/27/2025	at Wake Forest	W 30-29	6	6	30	3	2	1	3	3	3	0	0	0	0	0
Totals 19 of 20 (95.0%)			20	19	111	13	11	2	6	6	6	1	0	0	0	0

Opponents Inside Georgia Tech Red-Zone

Date	Opponent	Score	Times	Times	Total			Rush	Pass	FGs	Failed to score inside RZ					
			In RZ	Scored	Pts	TDs	TDs	TDs	TDs	Made	FGA	Down	Int	Fumb	Half	Game
08/29/2025	Colorado	W 27-20	3	3	17	2	1	1	1	1	1	0	0	0	0	0
09/06/2025	Gardner-Webb	W 59-12	3	2	12	2	0	2	0	0	1	0	0	0	0	0
09/13/2025	Clemson	W 24-21	3	2	14	2	2	0	0	0	0	0	1	0	0	0
09/20/2025	Temple	W 45-24	2	2	14	2	1	1	0	0	0	0	0	0	0	0
09/27/2025	Wake Forest	W 30-29	5	4	16	1	1	0	3	4	4	0	0	0	0	0
Totals 13 of 16 (81.3%)			16	13	73	9	5	4	4	6	6	0	1	0	0	0



2025-26 Georgia Tech Football
Team Game Highs
All games

Page 1/1
as of Sep 27, 2025

Georgia Tech - Game Highs

RUSHES	47	at Colorado (08/29/2025)
YARDS RUSHING	320	at Colorado (08/29/2025)
YARDS PER RUSH	10.2	Temple (09/20/2025)
TD RUSHES	5	Gardner-Webb (09/06/2025)
PASS ATTEMPTS	43	at Wake Forest (09/27/2025)
PASS COMPLETIONS	29	at Wake Forest (09/27/2025)
YARDS PASSING	457	Gardner-Webb (09/06/2025)
YARDS PER PASS	15.8	Gardner-Webb (09/06/2025)
TD PASSES	2	Temple (09/20/2025)
	2	Gardner-Webb (09/06/2025)
TOTAL PLAYS	85	at Wake Forest (09/27/2025)
TOTAL OFFENSE	680	Gardner-Webb (09/06/2025)
YARDS PER PLAY	11.9	Gardner-Webb (09/06/2025)
POINTS	59	Gardner-Webb (09/06/2025)
SACKS BY	6	Gardner-Webb (09/06/2025)
FIRST DOWNS	27	at Wake Forest (09/27/2025)
	27	at Colorado (08/29/2025)
PENALTIES	12	Gardner-Webb (09/06/2025)
PENALTY YARDS	94	Gardner-Webb (09/06/2025)
TURNOVERS	3	at Colorado (08/29/2025)
PUNTS	4	at Wake Forest (09/27/2025)
	4	Temple (09/20/2025)
PUNTING AVG	51.3	Temple (09/20/2025)
LONG PUNT	64	Temple (09/20/2025)
PUNTS INSIDE 20	4	at Wake Forest (09/27/2025)
LONG PUNT RETURN	24	Gardner-Webb (09/06/2025)



2025-26 Georgia Tech Football
Individual Game Highs
All games

Page 1/1
as of Sep 27, 2025

Georgia Tech - Individual Game Highs

RUSHES	25	Haynes King vs Clemson (09/13/2025)
YARDS RUSHING	156	Haynes King at Colorado (08/29/2025)
TD RUSHES	3	Haynes King at Colorado (08/29/2025)
LONG RUSH	61	J.P. Powell vs Temple (09/20/2025)
PASS ATTEMPTS	42	Haynes King at Wake Forest (09/27/2025)
PASS COMPLETIONS	28	Haynes King at Wake Forest (09/27/2025)
YARDS PASSING	373	Aaron Philo vs Gardner-Webb (09/06/2025)
TD PASSES	2	Haynes King vs Temple (09/20/2025)
LONG PASS	84	Graham Knowles vs Gardner-Webb (09/06/2025)
RECEPTIONS	8	Eric Rivers at Wake Forest (09/27/2025)
YARDS RECEIVING	87	Dean Patterson vs Gardner-Webb (09/06/2025)
TD RECEPTIONS	1 1 1 1 1	Eric Rivers at Wake Forest (09/27/2025) Malik Rutherford vs Temple (09/20/2025) Isiah Canion vs Temple (09/20/2025) Dean Patterson vs Gardner-Webb (09/06/2025) Isiah Canion vs Gardner-Webb (09/06/2025)
LONG RECEPTION	84	Dean Patterson vs Gardner-Webb (09/06/2025)
PUNTS	4 4	Marshall Nichols at Wake Forest (09/27/2025) Marshall Nichols vs Temple (09/20/2025)
PUNTING AVG	51.3	Marshall Nichols vs Temple (09/20/2025)
LONG PUNT	64	Marshall Nichols vs Temple (09/20/2025)
PUNTS INSIDE 20	4	Marshall Nichols at Wake Forest (09/27/2025)
LONG PUNT RETURN	24	Bailey Stockton vs Gardner-Webb (09/06/2025)
LONG KICKOFF RETURN	22	Shane Marshall at Wake Forest (09/27/2025)
TACKLES	11	Clayton Powell-Lee vs Clemson (09/13/2025)
SACKS	2 2	Akelo Stone vs Gardner-Webb (09/06/2025) Amontrae Bradford vs Gardner-Webb (09/06/2025)
TACKLES FOR LOSS	2.5	Kelvin Hill vs Gardner-Webb (09/06/2025)



2025-26 Georgia Tech Football
Opponent Match Highs
All games

Page 1/1
as of Sep 27, 2025

Opponent - Game Highs

RUSHES	47	Gardner-Webb (09/06/2025)
YARDS RUSHING	210	at Wake Forest (09/27/2025)
YARDS PER RUSH	5.3	at Wake Forest (09/27/2025)
TD RUSHES	3	at Wake Forest (09/27/2025)
PASS ATTEMPTS	37	Temple (09/20/2025)
PASS COMPLETIONS	20	Gardner-Webb (09/06/2025)
YARDS PASSING	233	at Wake Forest (09/27/2025)
YARDS PER PASS	8.0	Clemson (09/13/2025)
TD PASSES	2	Temple (09/20/2025)
	2	Gardner-Webb (09/06/2025)
TOTAL PLAYS	81	Temple (09/20/2025)
TOTAL OFFENSE	443	at Wake Forest (09/27/2025)
YARDS PER PLAY	6.2	Clemson (09/13/2025)
POINTS	29	at Wake Forest (09/27/2025)
SACKS BY	2	Temple (09/20/2025)
FIRST DOWNS	20	at Wake Forest (09/27/2025)
	20	Gardner-Webb (09/06/2025)
PENALTIES	8	at Wake Forest (09/27/2025)
	8	Temple (09/20/2025)
PENALTY YARDS	81	at Wake Forest (09/27/2025)
TURNOVERS	2	Clemson (09/13/2025)
PUNTS	8	Gardner-Webb (09/06/2025)
PUNTING AVG	46.3	Gardner-Webb (09/06/2025)
LONG PUNT	61	Gardner-Webb (09/06/2025)
PUNTS INSIDE 20	4	Gardner-Webb (09/06/2025)
LONG PUNT RETURN	12	Clemson (09/13/2025)



2025-26 Georgia Tech Football
Opponent Individual Match Highs
All games

Page 1/1
as of Sep 27, 2025

Opponent - Individual Game Highs

RUSHES	21	Demond Claiborne at Wake Forest (09/27/2025)
YARDS RUSHING	119	Demond Claiborne at Wake Forest (09/27/2025)
TD RUSHES	2	Demond Claiborne at Wake Forest (09/27/2025)
LONG RUSH	42	Jay Ducker vs Temple (09/20/2025)
PASS ATTEMPTS	32	Evan Simon vs Temple (09/20/2025)
PASS COMPLETIONS	17	Kaidon Salter at Colorado (08/29/2025)
YARDS PASSING	219	Robby Ashford at Wake Forest (09/27/2025)
TD PASSES	1	Evan Simon vs Temple (09/20/2025)
	1	Gevani McCoy vs Temple (09/20/2025)
	1	Cade Klubnik vs Clemson (09/13/2025)
	1	Nate Hampton vs Gardner-Webb (09/06/2025)
	1	Cole Pennington vs Gardner-Webb (09/06/2025)
	1	Kaidon Salter at Colorado (08/29/2025)
LONG PASS	73	Cade Klubnik vs Clemson (09/13/2025)
RECEPTIONS	8	Anthony Lowe vs Gardner-Webb (09/06/2025)
YARDS RECEIVING	126	Bryant Wesco Jr. vs Clemson (09/13/2025)
TD RECEPTIONS	1	Jojo Bermudez vs Temple (09/20/2025)
	1	Xavier Irvin vs Temple (09/20/2025)
	1	Bryant Wesco Jr. vs Clemson (09/13/2025)
	1	Caleb Borders vs Gardner-Webb (09/06/2025)
	1	Anthony Lowe vs Gardner-Webb (09/06/2025)
	1	DeKalon Taylor at Colorado (08/29/2025)
LONG RECEPTION	73	Bryant Wesco Jr. vs Clemson (09/13/2025)
FIELD GOALS	3	Connor Calvert at Wake Forest (09/27/2025)
LONG FIELD GOALS	42	Alejandro Mata at Colorado (08/29/2025)
PUNTS	7	Dante Atton vs Temple (09/20/2025)
	7	Brady Braun vs Gardner-Webb (09/06/2025)
PUNTING AVG	48.0	Brady Braun vs Gardner-Webb (09/06/2025)
LONG PUNT	61	Brady Braun vs Gardner-Webb (09/06/2025)
PUNTS INSIDE 20	3	Brady Braun vs Gardner-Webb (09/06/2025)
	3	Damon Greaves at Colorado (08/29/2025)
LONG PUNT RETURN	12	Bryant Wesco Jr. vs Clemson (09/13/2025)
LONG KICKOFF RETURN	22	Anthony Lowe vs Gardner-Webb (09/06/2025)
TACKLES	13	Reginald Hughes at Colorado (08/29/2025)
SACKS	1	Cam'Ron Stewart vs Temple (09/20/2025)
	1	Sekou Kromah vs Temple (09/20/2025)
	1	Sammy Brown vs Clemson (09/13/2025)
TACKLES FOR LOSS	2	Will Heldt vs Clemson (09/13/2025)
	2	Sammy Brown vs Clemson (09/13/2025)
INTERCEPTIONS	1	Wendell McClain vs Gardner-Webb (09/06/2025)
	1	D.J. McKinney at Colorado (08/29/2025)



2025-26 Georgia Tech Football
Games Played
All games

Page 1/2
as of Sep 27, 2025

##	Player	GP-GS	CU	GW	CU	Temple	WF
0	Melvin Jordan IV	5/0	XXX	XXX	XXX	XXX	XXX
0	Malachi Hosley	5/1	XXX	XXX	XXX	XXX	START
1	Jamal Haynes	5/4	START	START	START	START	XXX
1	Cayman Spaulding	5/0	XXX	XXX	XXX	XXX	XXX
2	E.J. Lightsey	5/5	START	START	START	START	START
3	Ahmari Harvey	5/5	START	START	START	START	START
3	Eric Rivers	5/3	START	START	START	XXX	XXX
4	Daiquan White	5/0	XXX	XXX	XXX	XXX	XXX
4	Isiah Canion	5/5	START	START	START	START	START
5	Clayton Powell-Lee	5/5	START	START	START	START	START
6	Rodney Shelley	3/0	XXX	XXX	XXX
6	Debron Gatling	1/0	...	XXX
7	Akelo Stone	5/0	XXX	XXX	XXX	XXX	XXX
7	Bailey Stockton	5/1	START	XXX	XXX	XXX	XXX
8	Malik Rutherford	5/4	START	XXX	START	START	START
8	Jordan Boyd	5/1	XXX	START	XXX	XXX	XXX
9	Omar Daniels	5/5	START	START	START	START	START
9	Zion Taylor	4/0	XXX	XXX	XXX	...	XXX
10	Haynes King	4/4	START	...	START	START	START
11	Dean Patterson	5/1	XXX	XXX	XXX	START	XXX
11	Brayden Manley	5/5	START	START	START	START	START
12	Aaron Philo	2/1	...	START	...	XXX	...
13	Savion Riley	1/0	XXX
13	Rahkeem Smith	0/0
14	Jy Gilmore	5/5	START	START	START	START	START
14	Graham Knowles	1/0	...	XXX
15	Luke Harpring	5/0	XXX	XXX	XXX	XXX	XXX
15	Tah'j Butler	5/0	XXX	XXX	XXX	XXX	XXX
16	Kelvin Hill	5/0	XXX	XXX	XXX	XXX	XXX
16	Grady Adamson	0/0
17	Josh Beetham	5/2	XXX	START	XXX	XXX	START
17	Jackson Hamilton	0/0
18	Troy Stevenson IV	0/0
18	Ben Guthrie	0/0
20	J.P. Powell	5/0	XXX	XXX	XXX	XXX	XXX
21	Daylon Gordon	5/0	XXX	XXX	XXX	XXX	XXX
22	D.J. Moore	2/0	XXX	XXX
22	Trelain Maddox	1/0	XXX
23	Zachary Tobe	5/5	START	START	START	START	START
24	Ronald Triplette	3/0	XXX	XXX	XXX
24	Shane Marshall	5/0	XXX	XXX	XXX	XXX	XXX
25	Dalen Penson	3/0	...	XXX	...	XXX	XXX
26	Ben Hollerbach	1/0	...	XXX
27	Chad Alexander	0/0
27	Tae Harris	5/0	XXX	XXX	XXX	XXX	XXX
28	Elgin Sessions	4/0	...	XXX	XXX	XXX	XXX
29	Jon Mitchell	3/0	XXX	XXX	...	XXX	...
30	Lawson Pritchett	0/0
31	Fenix Felton	0/0
32	Jayden Barr	0/0
33	Matthew Alexander	5/5	START	START	START	START	START
33	Aidan Birr	5/0	XXX	XXX	XXX	XXX	XXX
34	Myles Forristall	5/0	XXX	XXX	XXX	XXX	XXX
35	Carrington Coombs	1/0	...	XXX
36	Christian Pritchett	4/0	XXX	XXX	XXX	XXX	...
37	Joseph Moseley	0/0
38	A.J. Cheeks	0/0
39	Will Kiker	5/0	XXX	XXX	XXX	XXX	XXX
40	Joshua Taylor	0/0
41	Landon Shaffer	1/0	...	XXX



2025-26 Georgia Tech Football
Games Played
All games

Page 2/2
as of Sep 27, 2025

##	Player	GP-GS	CU	GW	CU	Temple	WF
42	Will Benton	5/0	XXX	XXX	XXX	XXX	XXX
44	Kyle Efford	5/5	START	START	START	START	START
44	Connor Roush	0/0
45	Bayler Duncan	0/0
47	Marshall Nichols	5/0	XXX	XXX	XXX	XXX	XXX
49	Ronnie Thomas	5/0	XXX	XXX	XXX	XXX	XXX
49	Chuma Okoye	0/0
51	Kevin Peay	1/0	...	XXX
52	Harrison Moore	5/5	START	START	START	START	START
54	Jimmy Bryson	0/0
55	Xavier Canales	0/0
55	Christian Garrett	3/0	XXX	XXX	...	XXX	...
56	Jacob Benjamin	0/0
58	Tana Alo-Tupuola	3/0	XXX	XXX	XXX
64	Ryan Purves	0/0
66	Will Reed	2/0	...	XXX	XXX
67	Joe Fusile	5/5	START	START	START	START	START
69	Josh Petty	3/0	...	XXX	...	XXX	XXX
70	Jameson Riggs	5/0	XXX	XXX	XXX	XXX	XXX
71	Peyton Joseph	4/0	...	XXX	XXX	XXX	XXX
72	Malachi Carney	5/5	START	START	START	START	START
74	Benjamin Galloway	1/0	XXX	...
75	Andrew Rosinski	0/0
77	Keylan Rutledge	5/5	START	START	START	START	START
78	Ethan Mackenny	5/5	START	START	START	START	START
79	Jordan Floyd	0/0
80	Brett Seither	4/1	XXX	XXX	XXX	START	...
81	Cal Faulkner	0/0
83	Blake Ragsdale	0/0
84	Evan Haynes	0/0
85	Jordan Allen	3/0	XXX	XXX	...	XXX	...
86	Kevin Roche	2/0	XXX	XXX
87	Jamauri Brice	0/0
88	J.T. Byrne	5/3	XXX	START	START	XXX	START
88	A.J. Hoffer	3/2	XXX	START	START
89	Chris Elko	5/0	XXX	XXX	XXX	XXX	XXX
90	Blake Belin	1/0	...	XXX
91	Andre Fuller	4/3	START	START	START	...	XXX
93	Drew Cohen	1/0	...	XXX
94	Derry Norris	1/0	...	XXX
95	Jason Moore	5/0	XXX	XXX	XXX	XXX	XXX
96	Shymeik Jones	4/0	XXX	XXX	...	XXX	XXX
97	Landen Marshall	3/0	...	XXX	XXX	XXX	...
98	Amontrae Bradford	5/0	XXX	XXX	XXX	XXX	XXX
99	Jordan van den Berg	5/5	START	START	START	START	START