

GEORGIA TECH

133RD SEASON • 4 NATIONAL CHAMPIONSHIPS • 15 CONFERENCE CHAMPIONSHIPS • 47 BOWL APPEARANCES • 26 BOWL VICTORIES

RV/RV GEORGIA TECH (7-6, 5-3 ACC - 2024) **AT RV/RV COLORADO** (9-4, 7-2 BIG 12 - 2024)

GAME 1 • FRIDAY, AUGUST 29, 2025 • 8 P.M. ET/6 P.M. MT • BOULDER, COLO. • FOLSOM FIELD

MATCHUP AT A GLANCE



GEORGIA TECH

7-6 (5-3 ACC).....	vs.	COLORADO
Atlanta, Ga.	2024 Record	9-4 (7-2 Big 12)
1885.....	Location	Boulder, Colo,
53,067.....	Founded	1876
Yellow Jackets, Ramblin' Wreck.....	Enrollment	38,119
Tech Gold and White	Nickname	Buffaloes
Atlantic Coast	Colors	CU Black and CU Gold
Bobby Dodd Stadium at Hyundai Field (51,913)	Conference	Big 12
Brent Key	Stadium (Capacity)	Folsom Field (50,183)
18-16 (3rd full season).....	Head Coach	Deion Sanders
Same	Head Coach's Record at School	13-12 (3rd season)
RV (AP / Coaches).....	Head Coach's Overall Record	39-18 (6th season)
Multiple.....	National Ranking	RV (AP / Coaches)
28.9 (8th/55th).....	Basic Offense	Multiple
187.0 (2nd/32nd)	2024 Points Per Game (Conference/National Rank)	32.9 (5th/31st)
237.5 (10th/54th).....	2024 Rushing Yards Per Game (Conference/National Rank)	65.2 (16th/133rd)
424.5 (6th/35th).....	2024 Passing Yards Per Game (Conference/National Rank)	318.0 (1st/6th)
4-2-5.....	2024 Total Yards Per Game (Conference/National Rank)	383.2 (12th/69th)
25.2 (8th/67th).....	Basic Defense	4-2-5
122.2 (6th/30th).....	2024 Points Allowed Per Game (Conference/National Rank)	23.1 (6th/43rd)
220.7 (6th/69th).....	2024 Rushing Yards Allowed Per Game (Conference/National Rank)	151.4 (8th/71st)
342.8 (4th/42nd).....	2024 Passing Yards Allowed Per Game (Conference/National Rank)	200.5 (6th/40th)
L, 35-27 vs Vanderbilt (Birmingham Bowl)	2024 Total Yards Allowed Per Game (Conference/National Rank)	351.9 (8th/50th)
	Last Game	L, 36-14 vs. BYU (Valero Alamo Bowl)

TOP STORYLINES

• Georgia Tech opens its highly anticipated 2025 season with one of college football's most intriguing non-conference games of the year, as the Yellow Jackets travel to the Rocky Mountains for their first-ever matchup versus Colorado.

• Georgia Tech returns 18 players that made at least one start and 14 that made multiple starts from last year's 7-6 team, which gave the Jackets consecutive winning seasons and bowl appearances for the first time since 2013 and 2014.

• Leading the way are QB **Haynes King** and RB **Jamal Haynes**, who both rank among the top 10 in ESPN's preseason positional rankings (both at No. 9). Tech is one of only two teams with players in the top 10 of ESPN's QB and RB rankings (joining Penn State).

• Tech, which was picked to finish fourth in the 17-team Atlantic Coast Conference in the league's preseason poll, is one of only two teams that have finished in the top for of the final ACC standings each of the last two seasons (joining Louisville).

• One of the most entertaining storylines of the opening-week matchup is the notion of settling the debate of the 1990 national championship. Georgia Tech and Colorado split the 1990 title, with Tech (11-0-1) winning the *United Press International* (coaches) crown, and Colorado (11-1-1) voted the *Associated Press* (media) champion. The split national title was a major factor in the creation of the Bowl Coalition in 1992, which led to the Bowl Alliance in 1995, the Bowl Championship Series (BCS) in 1998 and, ultimately, the College Football Playoff in 2014.

• Additionally, the game pits Georgia Tech against one of Atlanta's most notable all-time sports figures in Colorado head coach Deion Sanders. Sanders was a two-sport professional standout in Atlanta, as an All-Pro cornerback for the Falcons (1989-93) and two-time National League champion outfielder with the Braves (1991-94).

SERIES HISTORY

Series Record (Streak):	First Meeting
at Georgia Tech:	N/A
at Colorado:	N/A
Neutral Sites:	N/A
Last Meeting:	N/A



COLORADO

2025 GEORGIA TECH SCHEDULE/RESULTS

• Overall: **0-0** | ACC: **0-0** | Place: —
• Home: **0-0** | Away: **0-0** | Neutral: **0-0** | Streak: **L2**

Date	Opponent	Time/Result	TV
Aug. 29	at rv/rv Colorado (Fri.)	8 p.m.	ESPN
Sept. 6	GARDNER-WEBB	3:30 p.m.	ACCNX
Sept. 13	No. 4/6 CLEMSON*	Noon	ABC or ESPN
Sept. 20	TEMPLE	TBA	TBA
Sept. 27	at Wake Forest*	TBA	TBA
Oct. 11	VIRGINIA TECH*	TBA	TBA
Oct. 18	at rv/rv Duke*	TBA	TBA
Oct. 25	RV/RV SYRACUSE*	TBA	TBA
Nov. 1	at NC State*	TBA	TBA
Nov. 15	at Boston College*	TBA	TBA
Nov. 22	RV/- PITT*	TBA	TBA
Nov. 28	No. 5/4 GEORGIA* (Fri.)	3:30 p.m.	ABC

All times Eastern; Home games in **BOLD CAPS**

National rankings listed as AP/Coaches

* ACC game

at Mercedes-Benz Stadium

ON THE AIR

TV: ESPN

- **Play-by-Play** Dave Pasch
- **Analyst** Dusty Dvoracek
- **Sideline Reporter** Taylor McGregor
- Mobile App: ESPN
- Online: WatchESPN.com

RADIO: Georgia Tech Sports Network

- **Play-by-Play** Andy Demetra
- **Analyst** Andrew Gardner
- **Sideline Reporter** Chris Mooneyham
- In Atlanta: Xtra 106.3 FM / 1230 AM
- Across Georgia: Visit RamblinWreck.com for station affiliate list
- Satellite: SiriusXM 371
- Mobile Apps: GT Yellow Jackets, Xtra 106.3, SiriusXM, TuneIn
- Online: RamblinWreck.com, Xtra1063.com

GEORGIA TECH'S LAST GAME

vs. Vanderbilt (Birmingham Bowl) L, 35-27

Date Dec. 27

Location Birmingham, Ala. (Protective Stadium)

Total Offense 394

Rushing 190

Passing 209

Turnovers 2

Total Defense 306

Rushing 146

Passing 160

Takeaways 0

Passing Leader

Haynes King..... 25-33-1, 204 yds., 3 TDs

Receiving Leaders

Jamal Haynes..... 5 rec., 32 yds., 1 TD

Abdul Jannah..... 3 rec., 34 yds.

Rushing Leaders

Jamal Haynes..... 17 carries, 136 yds.

Defensive Leaders

Zachary Tobe..... 7 TKLs, 2.0 TFLs

Clayton Powell-Lee..... 6 TKLs

E.J. Lightsey..... 6 TKLs, 0.5 TFLs, 1 QBH

TALE OF THE TAPE

Average heights and weights of players listed on both teams' depth charts (CU has not provided a depth chart at this time):

Georgia Tech		Colorado
6-4, 311	Offensive Line	N/A
6-5, 250	Tight Ends	N/A
6-0, 192	Receivers	N/A
5-11, 198	Running Backs	N/A
6-4, 222	Quarterbacks	N/A
6-3, 279	Defensive Line	N/A
6-1, 229	Linebackers	N/A
6-0, 193	Defensive Backs	N/A

2024 TOP PERFORMERS AT A GLANCE

PASSING	COMP.	ATT.	TD	YDS.	INT
Georgia Tech					
Haynes King	196	269	14	2,114	2
Colorado					
Ryan Staub	0	4	0	0	0
RUSHING	ATT.	YDS.	AVG.	TD	
Georgia Tech					
Jamal Haynes	169	944	5.6	9	
Colorado					
Dallan Hayden	64	196	3.1	1	
RECEIVING	NO.	YDS.	AVG.	TD	
Georgia Tech					
Malik Rutherford	62	702	11.3	3	
Colorado					
Dallan Hayden	16	94	5.9	0	
TACKLES	UT	AT	TT	TFL	SACK
Georgia Tech					
Kyle Eftord	33	31	64	5.5	3.0
Colorado					
Carter Stoutmire	31	8	39	--	--

GEORGIA TECH MEDIA AVAILABILITY

SUN 24	MON 25	TUE 26	WED 27	THU 28	FRI 29	SAT 30
Noon ET – Head coach Brent Key weekly press conference (Bobby Dodd Stadium - Gate 6)	Approx. 9:15 a.m. – Selected early periods of practice open to media (Rose Bowl Field/Brock Indoor Practice Facility) Approx. 11:45 a.m. – Media availability with selected student-athletes (Bobby Dodd Stadium - Gate 6)	Approx. Noon ET – Head coach Brent Key final pregame media availability (Bobby Dodd Stadium - Gate 6) 6-7 p.m. ET – Brent Key Coach's Show — Georgia Tech Sports Network, live at New Realm Brewing Co. (Xtra 106.3 FM/1230 AM in Atlanta)	NO AVAILABILITY	NO AVAILABILITY	6 p.m. CT/8 p.m. ET – Georgia Tech at Colorado (Boulder, Colo. - Folsom Field) TV: ESPN Radio: Georgia Tech Sports Network (Xtra 106.3 FM/1230 AM in Atlanta) Postgame press conference – Head coach Brent Key and selected student-athletes (Location: Protective Stadium Media Room)	NO AVAILABILITY

GEORGIA TECH ATHLETICS COMMUNICATIONS & PUBLIC RELATIONS

- Assistant A.D./Communications & P.R. (Primary Football Contact):** Mike Flynn
Mobile: (828) 964-6406
Email: mflynn@athletics.gatech.edu
- Assistant Director/Communications & P.R. (Secondary Football Contact):** Anthony Brandt
Mobile: (817) 757-6979
Email: abrandt@athletics.gatech.edu
- Associate Director/Communications & P.R. (Football Credentials):** Liz Ryan
Mobile: (404) 431-9619
Email: lryan@athletics.gatech.edu

FOLLOW GEORGIA TECH ONLINE

OFFICIAL WEBSITE: www.RamblinWreck.com



@GTathletics
@GeorgiaTechFB



@GTathletics
@GeorgiaTechFB



/GTathletics
/GTFootball



RamblinWreckTube

GEORGIA TECH FOOTBALL BY THE NUMBERS

2

Georgia Tech QB **Haynes King** and RB **Jamal Haynes** are both ranked among the top 10 in ESPN's preseason positional rankings (both at No. 9). Tech is one of only two teams with players in the top 10 of ESPN's QB and RB rankings (joining Penn State).

2

The Jackets also have two representatives in ESPN's preseason ranking of the top 100 overall players — King (No. 68) and OL **Keylan Rutledge** (No. 88).

4

Georgia Tech has finished tied for fourth in the final Atlantic Coast Conference standings each of the last two seasons. The Yellow Jackets are one of only two teams that have finished in the top four of the ACC standings in both 2023 and 2024 (Louisville). Tech's back-to-back fourth-place finishes are especially impressive, as they were picked to finish 12th in the conference's 2023 preseason poll and were picked to finish 10th in '24.

5

King is one of only five Yellow Jackets all-time with multiple 2,000-yard passing seasons, joining Joe Hamilton (3 – 1997-99), Reggie Ball (2 – 2004-05), George Godsey (2 – 2000-2001) and Shawn Jones (2 – 1991-92).

9

Georgia Tech's nine sacks allowed last season were the fewest ever allowed by a Tech team since sacks became an official NCAA statistic in 2000 (prev.: 10 - 2005).

18

Haynes is one of only 18 players in Georgia Tech history with 2,000 career rushing yards (2,003), and the first rusher with 2,000 yards as a Yellow Jacket since current Minnesota Vikings RB Jordan Mason (2,349 yds. - 2018-21).

59

With 136 career receptions, Georgia Tech WR **Malik Rutherford** is just 60 catches shy of breaking the school record for career receptions (195 - Kelly Campbell, 1998-2001).

2,000/10/70/2

King finished last season with 2,114 passing yards, 14 touchdown passes, a 72.9% completion percentage and just two interceptions in 11 games. King became the only NCAA Division I FBS player in the last 69 seasons (since 1956) with at least 2,000 passing yards, 10 touchdown passes, a 70% completion percentage and two or fewer interceptions in a season.

A GEORGIA TECH WIN WOULD ...

- give it a 1-0 record for the second-straight year;
- up its all-time record in season openers to 91-38-4 (.699);
- move it to 18-8 in season openers since 2000 (.692);
- move it to 1-0 all-time versus Colorado;
- be its third-straight win over a Big 12 Conference opponent (30-17 vs. UCF in 2023 Gasparilla Bowl, 66-24 vs. Kansas in 2011);
- up it to 18-12 all-time versus current members of the Big 12;
- move it to 4-6 all-time and 2-3 in regular-season games in the Mountain Time Zone;
- snap a three-game regular-season losing streak in regular-season games in the Mountain Time Zone;
- be its first regular-season win in the Mountain Time Zone since its only previous game in Colorado, a 42-21 victory at Air Force in 1978;
- be its first regular-season, non-conference win over a power-conference opponent since a 28-27 win at Georgia in 2016.

A GEORGIA TECH LOSS WOULD ...

- give it an 0-1 record for the sixth time in the last nine seasons;
- drop it to 90-39-4 all-time in season openers (.692);
- drop it to 17-9 in season openers since 2000 (.654);
- drop it 0-1 all-time against Colorado;
- be its first loss against a Big 12 opponent since a 28-25 loss at Kansas in 2010;
- drop it to 3-7 all-time and 1-4 in regular-season games in the Mountain Time Zone.

GEORGIA TECH HEAD COACH BRENT KEY

Brent Key, a Georgia Tech alumnus and football letterwinner, is in his third full season as the head coach at his alma mater. He took over as the program's 21st head coach on a permanent basis in 2023, after stepping into the role as interim head coach during the 2022 campaign.

After winning just 10 of its previous 38 games, Georgia Tech has won 18-of-34 games since Key took the reins as interim head coach five games into the 2022 season.

In his first two full seasons as head coach (2023 and 2024), Key has led his alma mater to consecutive winning seasons and back-to-back bowl berths for the first time since 2013-14. The Yellow Jackets also have consecutive fourth-place finishes in the Atlantic Coast Conference, after being picked to finish 12th in the 14-team conference in 2023 and 10th in the 17-team league in 2024. The back-to-back fourth-place showings have been spurred by Tech's gaudy 6-1 versus nationally ranked ACC opponents since Key took the reins of the program five games into the 2022 campaign.

His 14 wins in his first two full seasons at the helm of the Jackets are tied for the third-most in Georgia Tech history, behind only College Football Hall of Famers Paul Johnson and William Alexander.

The 2024 campaign was highlighted by a pair of wins over top-10 opponents – a 24-21 victory over No. 10 Florida State in the season opener in Dublin, Ireland and a 28-23 home triumph over previously unbeaten and No. 4-ranked Miami (Fla.) in November – as Tech became only the ninth team in ACC history to defeat two top-10 teams in the same regular season. The Yellow Jackets' 7-5 regular-season record was their best since 2018.

A year after fielding one of the nation's most improved offenses, the Jackets had one of college football's most improved defensive units in 2024. Tech's defense surrendered 342.8 total yards and 122.2 rushing yards per game in '24, improvements of 94.3 and 99.1 yards per game over 2023. At the same time, despite a plethora of injuries — including one that cost starting quarterback Haynes King two full games and parts of three others — Tech continued to boast one of the nation's top offenses. The Jackets finished in the top 35 nationally in total offense (424.5 yards per game) and also ranked among the nation's leaders in fewest sacks allowed (third), fewest turnovers (11th), completion percentage (24th), rushing offense (32nd) and red-zone offense (32nd). On special teams, Tech ranked third nationally with five blocked kicks and, as a team, the Jackets were one of the nation's 25 least-penalized teams.

Ten Yellow Jackets were named all-ACC in 2024, Tech's most all-conference selections since 2014.

In 2023, Key led Tech to its first winning season since 2018, capped by a 30-17 win over UCF in the 2023 Union Home Mortgage Gasparilla Bowl in Tampa, Fla., which was the Yellow Jackets' first postseason victory since 2016. The Jackets' 7-6 mark in 2023 included wins over No. 17 Miami (Fla.) and No. 17 North Carolina.

The Yellow Jackets' success in 2023 was highlighted by one of the nation's most prolific offenses. Befitting Key's background as an all-ACC offensive lineman and one of college football's most successful offensive line coaches, the Jackets led the ACC and ranked among the top 15 nationally in rushing offense (203.8 ypg – 12th nationally) and sacks allowed (1.15 pg – 15th) in '23.

However, the offense wasn't the only area where the Jackets reflected their head coach's identity in '23, as they also ranked among the ACC and national leaders in blocked kicks (four – good for first in the ACC and a tie for third nationally), turnovers forced (25 – second in the ACC and ninth nationally) and fewest penalties (5.15 pg – third in the ACC).

Seven different Yellow Jackets earned all-ACC recognition in 2023, highlighted by all-America safety Jaylon King. Additionally, three freshmen – PK Aidan Birr, OL Ethan Mackenny and WR Eric Singleton Jr. – earned freshman all-America honors, putting a spotlight on the Jackets' bright future under Key.

Key took the reins of the program on a full-time basis after leading the Yellow Jackets to a 4-4 record over the final eight games of the 2022 season as interim head coach. The four wins included two road victories over nationally ranked opponents – a 26-21 win at No. 24 Pitt in his first game at the helm on Oct. 1 and a 21-17 triumph at No. 11 North Carolina on Nov. 19. The Jackets overcame a plethora of injuries – including to its top two quarterbacks – to finish 5-7 overall and 4-4 in Atlantic Coast Conference play after a 1-3 (0-1 ACC) start. The overall and conference win totals were Tech's highest since 2018, as was its fourth-place finish in the ACC Coastal Division standings (the Jackets defeated all three teams that finished ahead of them in the division standings – North Carolina, Pitt and Duke).

A 2001 Georgia Tech graduate (management), Key is the fifth Tech alumnus to serve as the Yellow Jackets' head coach, joining William Alexander (1912 graduate; head coach from 1920-44), Bill Fulcher (1956; 1972-73), Pepper Rodgers (1955; 1974-79) and Bill Curry (1965; 1980-86). Key played offensive line for the Jackets from 1997-2000.

Prior to being named interim head coach on Sept. 26, 2022, Key served as the Yellow Jackets' assistant head coach/offensive line coach/run game coordinator for three-plus seasons. In four total seasons at his alma mater prior to taking over as head coach on permanent basis, Georgia Tech's run game produced an all-American, three all-Atlantic Coast Conference honorees and finished in the top half of the ACC in rushing offense twice. He also mentored a pair of all-ACC offensive linemen.

Despite battling a rash of injuries across the offensive front throughout the season, 2021 marked the second-straight season that Tech's rushing offense ranked in the top half of the ACC under Key's watch, with tackle Devin Cochran earning honorable-mention all-ACC recognition before going on to sign with the National Football League's Cincinnati Bengals.

In 2020, the Jackets ranked fourth in the ACC in fewest sacks allowed (2.3 per game) and fifth in the league in rushing (190.8 yards per game), all with a true freshman (Jordan Williams) starting 9-of-10 games at right tackle.

Despite a multitude of injuries, the Jackets' offensive line improved throughout the 2019 season, as it went through the monumental transition from an option-based scheme to a pro-style, spread attack. During a one late-season three-game stretch, Tech faced teams that ranked first (Pitt), fourth (Miami) and eighth (Virginia) nationally in sacks. Tech's offensive front allowed just five total sacks in those three games, including none against eventual ACC Coastal Division champion Virginia. In all, the Jackets didn't surrender a sack in two of its final four contests.

Key came back to his alma mater after three seasons as offensive line coach at Alabama (2016-18), where he helped lead the Crimson Tide to two Southeastern Conference championships, three College Football Playoff championship games and the 2017 national title.

In each of his three seasons at Alabama, Key's offensive lines were finalists for the Joe Moore Award, which is presented annually to the nation's top offensive front, and was the only group in the nation to receive the honor all three seasons. He also coached four All-Americans (including two unanimous picks – tackle Cam Robinson in 2016 and tackle Jonah Williams in 2018) and nine all-SEC selections (including seven first-teamers) during his time with the Tide. In addition to being unanimous All-Americans, Robinson won the 2016 Outland Trophy as the nation's best interior lineman and Williams was a finalist for the award in '18. They also won the Jacobs Blocking Trophy (SEC's top offensive lineman) in '16 and '18, respectively.

Seven linemen that Key coached in his three seasons at Alabama went on to be selected in the National Football League Draft — Jedrick Wills (No. 10 overall, Cleveland Browns, 2020), Williams (No. 11 overall, Cincinnati Bengals, 2019), Alex Leatherwood (No. 17 overall, Las Vegas Raiders, 2021), Robinson (No. 34 overall, Jacksonville Jaguars, 2017), Ross Pierschbacher (fifth round, Washington Redskins, 2019), Bradley Bozeman (sixth round, Baltimore Ravens, 2018) and Deonte Brown (sixth round, Carolina Panthers, 2021).

Key was also lauded for his work on the recruiting trail at Alabama. He was tabbed as the nation's No. 2 recruiter by 247Sports for his work in landing the Crimson Tide's 2019 class and the No. 1 recruiter in the nation for his efforts with the 2020 class.

Prior to his three-year stint at Alabama, Key spent 11 seasons at UCF (2005-15). He started at UCF as a graduate assistant and worked his way up to assistant head coach (2012-15) and offensive coordinator (2014-15). He also coached tight ends for three seasons (2006-08), offensive line for six seasons (2009-14), running backs for one season (2015), was special teams coordinator for one season (2008) and recruiting coordinator for six seasons (2007, 2010-14) with the Knights. In 2012, 2013 and 2014, Key was nominated for the Broyles Award, given to the top assistant coach in college football.

During Key's 11 seasons at UCF, the Knights won four conference championships (2007, 2010, 2013 and 2014), highlighted by a 12-1 campaign in 2013, which culminated with a 52-42 win over No. 5 Baylor in the Fiesta Bowl. The Knights beat two top-10 teams in '13 (Baylor and No. 8 Louisville) and Key's offensive front, which did not allow a sack against Penn State, Louisville, UConn or Baylor, helped pave the way for UCF to average 441.5 yards and 34.6 points per game, both among the highest marks in program history. His offensive line also provided protection for American Athletic Conference Offensive Player of the Year Blake Bortles.

In his six seasons as UCF's offensive line coach, eight different linemen earned all-conference recognition a total of 16 times and four went on to play in the NFL, including 2011 third-round draft pick Jah Reid. He also coached an NFL draft pick at tight end in Mike Merritt (2008).

During his time at UCF, Key coached under his head coach as a student-athlete at Georgia Tech, George O'Leary.

Key got his start in coaching as a graduate assistant at Georgia Tech in 2001-02 and served as tight ends and running backs coach at Western Carolina in 2004.

Key was a four-year starter in his four seasons as a student-athlete at Georgia Tech (1997-2000). While making 44-straight starts at right guard, Key was a part of a senior class that led Georgia Tech to four-straight bowl appearances for the first time since 1953-56. As a sophomore in 1998, he helped lead Tech to a 10-2 record and a share of the ACC championship. During his junior campaign in 1999, the Jackets ranked No. 1 nationally in total offense (509.0 ypg). He was voted a team captain and all-ACC as a senior in 2000. In all, he was a key cog in an offensive front that helped the Yellow Jackets lead the ACC in rushing three times.

A Clay, Ala. native, Key, 47, was an all-state performer at Hewitt-Trussville H.S. He and his wife, Danielle, have a daughter, Harper.

THE BRENT KEY FILE

Personal

Hometown: Clay, Ala.

Education: Georgia Tech, 2001

Family: Wife: Danielle; Child: Harper

Coaching Experience

2001-02 – Georgia Tech (Graduate Assistant)

2004 – Western Carolina (Tight Ends/Running Backs)

2005 – UCF (Graduate Assistant)

2006 – UCF (Tight Ends)

2007 – UCF (Tight Ends/Recruiting Coordinator)

2008 – UCF (Tight Ends/Special Teams Coordinator)

2009 – UCF (Offensive Line)

2010-11 – UCF (Offensive Line/Recruiting Coordinator)

2012-13 – UCF – (Asst. Head Coach/OL/Recruiting Coord.)

2014 – UCF (Asst. Head Coach/OC/OL/Recruiting Coord.)

2015 – UCF (Asst. Head Coach/OL/Running Backs)

2016-18 – Alabama (Offensive Line)

2019-22 – Georgia Tech (Asst. HC/Run Game Coord./OL)

2022 – Georgia Tech (Interim Head Coach)

2023- – Georgia Tech (Head Coach)

GEORGIA TECH ALUMNI TO SERVE AS TECH FOOTBALL'S HEAD COACH

William Alexander

Graduated from Georgia Tech: 1912

Seasons as head coach: 1920-44 (25 seasons)

Record as head coach: 134-95-15 (.580)

Bill Fulcher

Graduated from Georgia Tech: 1956

Seasons as head coach: 1972-73 (Two seasons)

Record as head coach: 12-10-1 (.543)

Pepper Rodgers

Graduated from Georgia Tech: 1955

Seasons as head coach: 1974-79 (Six seasons)

Record as head coach: 34-31-2 (.522)

Bill Curry

Graduated from Georgia Tech: 1965

Seasons as head coach: 1980-86 (Seven seasons)

Record as head coach: 31-43-4 (.423)

Brent Key

Graduated from Georgia Tech: 2001

Seasons as head coach: 2022 (interim); 2023-pres. (permanent)

Record as head coach: 18-16 (.529)

GEORGIA TECH-COLORADO HISTORY

• Although Georgia Tech and Colorado have never met on the gridiron, the programs are intertwined in college football history as the 1990 co-national champions.

• Georgia Tech and Colorado split the 1990 title, with Tech (11-0-1) winning the *United Press International* (coaches) crown, and Colorado (11-1-1) voted the *Associated Press* (media) champion.

• Georgia Tech, which entered bowl season ranked No. 2 in both polls, routed No. 19 Nebraska, 45-21, in the Florida Citrus Bowl to leap past Colorado in the final coaches' poll.

• Colorado entered bowl season ranked No. 1 in both polls despite a 23-22 loss to Illinois and a controversial 33-31 win over Missouri. In the victory at Mizzou, CU scored the winning touchdown on a fourth-down play with no time left after officials inadvertently awarded the Buffaloes an extra down three plays earlier.

• Colorado slipped past No. 5 Notre Dame, 10-9, in the Orange Bowl, another game marred by controversy when a late punt return for a touchdown by ND was called back due to a debatable clipping call. The Buffaloes kept their No. 1 ranking in the AP poll following the one-point win over Notre Dame.

• The national championship was Georgia Tech's fourth (1917, 1928, 1952 and 1990). The title was Colorado's first and only national crown.

• The split national title was a major factor in the creation of the Bowl Coalition in 1992, which led to the the Bowl Alliance in 1995, the Bowl Championship Series (BCS) in 1998 and, ultimately, the College Football Playoff in 2014.

GEORGIA TECH vs. THE BIG 12

• Georgia Tech is facing an opponent from the Big 12 Conference for only the fourth time since the conference's inception in 1996.

• The Yellow Jackets are 2-1 in their previous three meetings with Big 12 teams.

Sept. 11, 2010	at Kansas	L, 28-25
Sept. 17, 2011	Kansas	W, 66-24
Dec. 22, 2023	vs. UCF (Gasparilla Bowl - Tampa, Fla.)	W, 33-0

• Tech is 17-12 all-time against current members of the Big 12.

GEORGIA TECH ALL-TIME RECORDS vs. CURRENT BIG 12 MEMBERS

Team (Last Meeting).....	GT Record
Arizona (1995).....	0-2
Arizona State	0-0
Baylor (1993).....	3-1
BYU (2013).....	1-3
Cincinnati	0-0
Colorado	0-0
Houston	0-0
Iowa State (1972)	1-0
Kansas (2011).....	2-1
Kansas State.....	0-0
Oklahoma State.....	0-0
TCU (1968).....	2-0
Texas Tech (1970).....	2-0
UCF (2023).....	4-2
Utah (2011)	0-2
West Virginia (2007)	2-1
TOTAL	17-12

GEORGIA TECH ON FRIDAYS

• This week's game marks only the 22nd time in school history that Georgia Tech plays a game on a Friday.

• The Yellow Jackets are 12-9 all-time in games played on Fridays — 8-6 in the regular season and 4-3 in bowl games.

• This week's opener at Colorado is the third-consecutive game that Tech is playing on a Friday. The Jackets closed last season with a pair of Friday games — on Friday, Nov. 29 at Georgia and on Friday, Dec. 27 in the Birmingham Bowl vs. Vanderbilt.

• Georgia Tech is 2-1 all-time when opening a season on a Friday with wins vs. Presbyterian on Sept. 24, 1937 (59-0) and at USC on Sept. 22, 1961 (27-7). The Jackets lost their most recent Friday season opener vs. Louisville in the Aflac Kickoff Game at Mercedes-Benz Stadium on Sept. 1, 2023.

• The Jackets are scheduled to play multiple regular-season games on Fridays for the first time in school history this season (Aug. 29 at Colorado & Nov. 28 vs. Georgia).

GEORGIA TECH ON FRIDAY — ALL-TIME

Nov. 25, 1892	Auburn	L, 26-0
Dec. 7, 1900	Davidson	L, 38-6
Oct. 18, 1901	Wofford	W, 33-0
Sept. 24, 1937	Presbyterian	W, 59-0
Jan. 1, 1943	vs. Texas (Cotton Bowl)	L, 14-7
Oct. 27, 1944	Georgia Navy PF	W, 13-7
Jan. 1, 1954	vs. West Virginia (Sugar Bowl)	W, 42-19
Sept. 26, 1958	Florida State	W, 17-3
Sept. 22, 1961	at USC	W, 27-7
Oct. 9, 1964	vs. Navy (Jacksonville, Fla.)	W, 17-0
Dec. 31, 1965	vs. Texas Tech (Gator Bowl)	W, 31-21
Nov. 10, 1967	at Miami (Fla.)	L, 49-7
Nov. 25, 1994	at Georgia	L, 48-10
Jan. 1, 1999	vs. Notre Dame (Gator Bowl)	W, 35-28
Dec. 29, 2000	vs. LSU (Peach Bowl)	L, 28-14
Oct. 5, 2018	at Louisville	W, 66-31
Oct. 9, 2020	Louisville	W, 46-27
Sept. 1, 2023	Louisville (Aflac Kickoff Game*)	L, 39-34
Dec. 22, 2023	vs. UCF (Gasparilla Bowl)	W, 30-17
Nov. 29, 2024	at Georgia	L, 44-42 (8OT)
Dec. 27, 2024	vs. Vanderbilt (Birmingham Bowl)	L, 35-27
Regular-Season Record		8-6
Bowl Record		4-3
Overall Record		12-9

* Mercedes-Benz Stadium

GEORGIA TECH ALL-TIME vs. AP TOP 25

	ALL	H	A	N	BOWL
vs. ACC	34-59	21-24	12-32	1-3	0-0
vs. No. 1	2-13-1	1-4-1	1-9	0-0	0-0
vs. No. 2	0-9-1	0-5-1	0-3	0-1	0-0
vs. No. 3	1-9	0-4	1-5	0-0	0-0
vs. No. 4	3-11	2-8	1-3	0-0	0-0
vs. No. 5	3-13	1-8	2-5	0-0	0-0
vs. No. 6	5-9	3-5	1-4	1-0	1-0
vs. No. 7	3-11	2-4	0-6	1-1	1-1
vs. No. 8	5-7	3-2	1-5	1-0	1-0
vs. No. 9	6-9	3-3	1-5	1-1	1-1
vs. No. 10	5-8	0-3	1-4	4-1	3-1
vs. No. 11	4-7	1-2	1-4	2-1	2-1
vs. No. 12	5-7	2-3	2-4	1-0	1-0
vs. No. 13	6-7	2-2	3-3	1-2	1-1
vs. No. 14	2-12	1-6	1-6	0-0	0-0
vs. No. 15	4-7-1	3-5-1	0-2-1	1-0	1-0
vs. No. 16	5-3-2	4-0-1	1-3-1	0-1	0-0
vs. No. 17	11-5	7-1	2-2	2-2	2-2
vs. No. 18	6-8	4-3	2-5	0-0	0-0
vs. No. 19	7-5	2-1	3-4	2-0	2-0
vs. No. 20	2-9	1-5	1-3	0-0	0-0
vs. No. 21	2-1	2-1	0-0	0-0	0-0
vs. No. 22	2-4	2-2	0-2	0-0	0-0
vs. No. 23	3-1	1-0	2-0	0-1	0-1
vs. No. 24	1-0	0-0	1-0	0-0	0-0
vs. No. 25	1-4*	1-2	0-1	0-1*	0-0

* One win vacated due to NCAA sanctions

GEORGIA TECH vs. RANKED OPPONENTS UNDER BRENT KEY

• Georgia Tech is 6-6 against ranked opponents under head coach **Brent Key**.

• The Yellow Jackets are an ultra-impressive 6-1 against ranked Atlantic Coast Conference competition under Key, with four of the six wins coming away from home.

GEORGIA TECH VS. RANKED ACC OPPONENTS UNDER KEY

Oct. 1, 2022	at No. 24 Pitt	W, 26-21
Nov. 19, 2022	at No. 19 North Carolina	W, 21-17
Oct. 7, 2023	at No. 17 Miami (Fla.)	W, 23-20
Oct. 28, 2023	No. 17 North Carolina	W, 46-42
Aug. 24, 2024	vs. No. 10 Florida State*	W, 24-21
Sept. 21, 2024	at No. 19 Louisville	L, 31-19
Nov. 9, 2024	No. 4 Miami (Fla.)	W, 28-23

• With a pair of wins over nationally ranked teams in each of the last three seasons, the Yellow Jackets have defeated multiple ranked teams in three-consecutive seasons for the first time since 1955-57.

• Key became the second coach in Georgia Tech history to ever defeat a ranked opponent in his first game as the Yellow Jackets' head coach when the Yellow Jackets knocked off No. 24 Pitt, 26-21, on Oct. 1, 2022. Tech head coaches were previously 1-4 when facing nationally ranked teams in their GT debuts (Bill Fulcher — L, 34-3 vs. No. 15 Tennessee — 1972; Pepper Rodgers — L, 31-7 vs. No. 2 Notre Dame — 1974; Bill Curry — L, 26-3 vs. No. 2 Alabama — 1980; Mac McWhorter — W, 24-14 vs. No. 11 Stanford — 2001 Seattle Bowl; Geoff Collins — L, 52-14 vs. No. 1 Clemson — 2019).



GEORGIA TECH vs. TOP-10 OPPONENTS IN 2024

- For only the second time in program history, Georgia Tech had multiple regular-season wins over top-10 opponents in 2024 — Aug. 24 vs. No. 10 Florida State (24-21 in Dublin, Ireland) and Nov. 9 vs. No. 4 Miami (28-23 at Bobby Dodd Stadium at Hyundai Field).
 - The only other season that Tech ever knocked off multiple top-10 teams in the same regular season was 1959, when the Yellow Jackets beat No. 6 SMU (16-12 - Sept. 26), No. 6 Clemson (16-6 - Oct. 3) and No. 8 Tennessee (14-7 - Oct. 10) in three-consecutive weeks.
 - Tech also tied the ACC record for most regular-season wins over top-10 opponents (2) in 2024.
 - The Jackets became only the ninth team in ACC history to knock off two top-10 opponents in the same regular season (joining Clemson - 1981, Florida State - 1993, Florida State - 1999, Florida State - 2000, Miami - 2004, Virginia Tech - 2004, Maryland - 2007, Florida State - 2013).
 - The Yellow Jackets were one of 14 unranked teams to defeat a top-10 opponent in 2024, and the only team to do it twice.
- TECH IN THE NATIONAL RANKINGS**
- Georgia Tech received votes in both the *Associated Press* (media) and U.S. LBM (coaches) preseason polls this month.
 - The Yellow Jackets received 63 votes in the preseason AP poll, coming in at 31st overall.
 - Tech received 27 votes in the coaches' poll, good for 37th overall.
 - This year marks the first time Georgia Tech has received votes in both the AP and coaches' preseason polls since 2015, when Tech has preseason rankings of No. 16 (AP) and No. 17 (coaches).
 - The Yellow Jackets last received preseason votes in either major poll in 2017, when it had 10 votes in the coaches' poll (44th overall).
 - Last season, Georgia Tech was nationally ranked for the first time since 2015, when it came in at No. 23 in the AP Top 25 poll on Sept. 3.
 - The Yellow Jackets' ranking was their first since they were No. 20 in AP poll on Sept. 20, 2015.
 - Tech has been ranked in the AP poll 308 times since the poll's inception in 1936 (the poll listed 20 teams from 1936-88, except for from 1961-67, when only 10 teams were ranked; it began ranking 25 teams in 1989).

ASSOCIATED PRESS TOP 25 POLL (PRESEASON)

Team (1st-place votes)	Points	Record	Prev.
1 Texas (25)	1552	0-0	---
2 Penn State (23)	1547	0-0	---
3 Ohio State (11)	1472	0-0	---
4 Clemson (4)	1398	0-0	---
5 Georgia (1)	1331	0-0	---
6 Notre Dame	1325	0-0	---
7 Oregon (1)	1236	0-0	---
8 Alabama	1179	0-0	---
9 LSU	1174	0-0	---
10 Miami (Fla.)	889	0-0	---
11 Arizona State	791	0-0	---
12 Illinois	713	0-0	---
13 South Carolina	667	0-0	---
14 Michigan	662	0-0	---
15 Florida	626	0-0	---
16 SMU	565	0-0	---
17 Kansas State	512	0-0	---
18 Oklahoma	463	0-0	---
19 Texas A&M	434	0-0	---
20 Indiana	423	0-0	---
21 Ole Miss	370	0-0	---
22 Iowa State	309	0-0	---
23 Texas Tech	274	0-0	---
24 Tennessee	192	0-0	---
25 Boise State	191	0-0	---

Other receiving votes: BYU 156, Utah 144, Baylor 132, Louisville 90, Southern Cal 64, **Georgia Tech 63**, Missouri 33, Tulane 23, Nebraska 23, UNLV 21, Toledo 13, Auburn 10, James Madison 9, Memphis 9, Florida State 8, *Duke 6*, Liberty 5, Navy 5, Iowa 5, TCU 4, *Pittsburgh 3*, Army 2, *Colorado 1*, Louisiana 1.

U.S. LBM COACHES TOP 25 POLL (PRESEASON)

Team (1st-place votes)	Points	Prev.	2024 Record
1 Texas (28)	1,606	3	13-3
2 Ohio State (20)	1,565	1	14-2
3 Penn State (14)	1,525	5	13-3
4 Georgia (3)	1,466	6	11-3
5 Notre Dame	1,360	2	14-2
6 Clemson (2)	1,324	11	10-4
7 Oregon	1,307	4	13-1
8 Alabama	1,210	17	9-4
9 LSU	1,056	NR	9-4
10 Miami (Fla.)	823	18	10-3
11 Arizona State	806	7	11-3
12 Illinois	734	16	10-3
13 South Carolina	665	19	9-4
14 Michigan	580	NR	8-5
15 Ole Miss	573	13	10-3
16 SMU	555	11	11-3
17 Florida	498	NR	8-5
18 Tennessee	492	8	10-3
19 Indiana	460	10	11-2
20 Kansas State	438	NR	9-4
21 Texas A&M	392	NR	8-5
21 Iowa State	392	15	11-3
23 BYU	287	14	11-2
24 Texas Tech	261	NR	8-5
25 Boise State	246	9	12-2

Others receiving votes: Oklahoma 221; Missouri 142; Louisville 126; USC 116; Utah 86; Baylor 76; Auburn 50; Iowa 49; Memphis 34; Army West Point 33; Tulane 31; **Georgia Tech 27**; TCU 24; Nebraska 19; *Syracuse 16*; Washington 15; Navy 14; Arkansas 14; *Duke 12*; *Colorado 12*; Minnesota 11; UNLV 8; Florida State 8; Kansas 6; Vanderbilt 3; Buffalo 1;

TECH IN THE ACC STANDINGS

- Georgia Tech finished tied for fourth place in the Atlantic Coast Conference in each of the last two seasons (2023 and 2024).
- Tech is one of only two teams to finish in the top four in the ACC each of the last two seasons (joining Louisville).
- Georgia Tech's consecutive fourth-place finishes came after it was picked to finish 12th out of 14 teams in the ACC's 2023 preseason poll and 10th out of 17 teams in the league's 2024 preseason poll.
- The consecutive winning records in ACC play mark the first time since 2013 (5-3) and 2014 (6-2) that the Yellow Jackets have finished above .500 in conference action in back-to-back seasons.

2025 PRESEASON ACC POLL

TEAM (1st-place votes)	Points	2024
Record		
1. Clemson (167)*	3083	10-4
2. Miami (7)	2679	10-3
3. SMU (2)	2612	11-3
4. Georgia Tech (2)	2397	7-6
5. Louisville	2370	9-4
6. Duke	1973	9-4
7. Florida State (4)	1920	2-10
8. North Carolina	1611	6-7
9. Pitt	1571	7-6
10. NC State	1505	6-7
11. Virginia Tech (1)	1412	6-7
12. Syracuse	1381	10-3
13. Boston College	953	7-6
14. Virginia	871	5-7
15. California	659	6-7
16. Wake Forest	576	4-8
17. Stanford	426	3-9

FINAL 2024 ACC STANDINGS

	ACC		Overall	
SMU	8-0	1.000	11-2	.846
Clemson*	7-1	.875	10-3	.769
Miami (Fla.)	6-2	.750	10-2	.833
Georgia Tech	5-3	.625	7-5	.583
Syracuse	5-3	.625	9-3	.750
Duke	5-3	.625	9-3	.750
Louisville	5-3	.625	8-4	.667
Boston College	4-4	.500	7-5	.583
Virginia Tech	4-4	.500	6-6	.500
Pitt	3-5	.375	7-5	.583
NC State	3-5	.375	6-6	.500
North Carolina	3-5	.375	6-6	.500
Virginia	3-5	.375	5-7	.417
California	2-6	.250	6-6	.500
Wake Forest	2-6	.250	4-8	.333
Stanford	2-6	.250	3-9	.250
Florida State	1-7	.125	2-10	.167

* 2024 ACC champion (def. SMU, 34-31, in ACC Championship Game)

OFFENSE

• Georgia Tech returns the majority of its production from one of the nation's top offenses last season, with players that accounted for 86.6% of its passing yards and 83.3% of its rushing yards in 2024 back on the roster this season.

• Tech's offense ranked among the top 50 nationally in 12 official statistical rankings in 2024.

OFFENSIVE STATISTICAL RANKINGS — FBS, 2024

Stat	GT	National	ACC
Sacks Allowed	0.69 pg	3rd	1st
Fumbles Lost	3	5th	1st
Turnovers Lost	10	11th	1st
Passes Had Intercepted	7	20th	2nd
Completion Percentage	.653	24th	3rd
Tackles for Loss Allowed	4.54 pg	29th	3rd
Rushing Offense	187 ypg	32nd	2nd
Red Zone Offense	.887	32nd	4th
Total Offense	424.5	35th	6th
First Downs	281	44th	6th
Time of Possession	30:50	45th	6th
4th Down Conversion %	.571	49th	5th

• Tech set a pair of single-season school records last season with the highest completion percentage (.653) and fewest sacks allowed (9) in program history.

• Last season's school-record .653 completion percentage also ranked 24th nationally, which marked the first time since 2001 that the Yellow Jackets finished in the top 25 nationally in completion percentage (10th - .639).

HIGHEST COMPLETION PERCENTAGE

— GEORGIA TECH HISTORY*

Season	Games	Completions	Pass Att.	Completion %
2024	13	269	412	.653
1999	11	208	319	.652
2001	12	264	413	.639
1997	11	177	279	.634
2000	11	231	374	.618
2023	13	231	379	.609

* since 1948

• Prior to QB **Haynes King** missing two games due to injury (Oct. 19 vs. Notre Dame and Oct. 26 at Virginia Tech), the Yellow Jackets had a .706 completion percentage (144-of-204), which led the ACC and ranked 10th nationally.

• Georgia Tech's nine sacks allowed last season (0.69/gm) led all Power 4 conference teams and ranked third overall nationally.

FEWEST SACKS ALLOWED — FBS, 2024

Team	Games	Sacks	Sacks/Gm	Pass Att.
New Mexico	12	5	0.42	390
Army West Point	14	6	0.42	122
Georgia Tech	13	9	0.69	412

• The nine sacks allowed in 2024 set school records for both fewest total sacks allowed and fewest sacks allowed per game.

FEWEST SACKS ALLOWED — GEORGIA TECH HISTORY*

Season	Games	Sacks	Sacks/Gm	Pass Att.
2024	13	9	0.69	412
2014	14	11	0.78	203
2005	12	10	0.83	418
2009	14	12	0.86	168

* since sacks became an official NCAA statistic in 2000

• Prior to allowing its first sack of the season on Oct. 5 of last season versus Duke, the Yellow Jackets had gone six-consecutive games overall without surrendering a sack, dating back to its season-ending win over UCF in the Union Home Mortgage Gasparilla Bowl in 2023.

• The string of six-straight games without a sack allowed doubled Georgia Tech's previous record for consecutive games without surrendering a sack.

MOST CONSECUTIVE GAMES WITH 0 SACKS ALLOWED — GEORGIA TECH HISTORY*

Games	Dates	Opponents
6	Dec. 22, 2022-Sept 21, 2024	UCF, FSU, GSU, SYR, VMI, LOU
3	Oct. 25-Nov. 8, 2014	PITT, UVA, NCSU
3	Sept. 29-Oct. 13, 2007	CLEM, MD, MIA
3	Oct. 6-29, 2005	NCSU, DUKE, CLEM
3	Nov. 9-25, 2000	UVA, MD, UGA

* since sacks became an official NCAA statistic in 2000

• Making last season's top-three national ranking in fewest sacks allowed even more impressive is the fact that Georgia Tech faced four of the top 25 and eight of the top 50 defenses in the nation in terms of sacks per game in 2024.

GT VS. TOP-50 DEFENSES IN SACKS/GM — FBS, 2024

Rank	Team	Sacks/Gm	Sacks vs. GT
4)	Duke	3.31	1
t-6)	North Carolina	3.15	0
17)	Virginia Tech	2.85	1
t-18)	Miami (Fla.)	2.77	0
29)	Georgia	2.64	1
t-30)	Louisville	2.62	0
t-37)	Notre Dame	2.50	2
48)	Florida State	2.25	0

• Dating back to the final two games of the 2022 season, Georgia Tech has not surrendered a sack in 13 of its last 28 games.

• Prior to allowing not allowing a sack in 13 of their last 28 games, the Yellow Jackets had surrendered at least one sack in 27-of-28 games.

• After finishing 93rd nationally with 21 turnovers lost in 2023, Georgia Tech finished tied for 11th nationally (6th among Power 4 teams) with just 10 turnovers lost last season.

• In addition to being tied for 11th nationally in fewest turnovers lost, the Yellow Jackets were also tied for fifth nationally (tied for second among Power 4 conference teams) in fewest fumbles lost (3) and tied for 20th nationally (t-10th - Power 4) in fewest interceptions thrown (7).

FEWEST FUMBLES LOST — FBS, 2024

Team	Games	Fumbles Lost	Rush Att.
San Diego State	12	1	393
Louisiana	14	2	464
Memphis	13	2	448
Rutgers	13	2	517
Georgia Tech	13	3	491

Nine others tied with 3 fumbles lost

• Tech has lost just seven fumbles since the beginning of the 2023 season (26 games), which is tied for the third-fewest in the nation.

• GT (seven) and Stanford (nine) are the only ACC teams with fewer than 10 fumbles lost over the last two seasons.

FEWEST FUMBLES LOST — FBS, 2023-PRES.

Team	2024	2023	Total
1) Fresno State	3	2	5
2) Missouri	4	2	6
3) Georgia Tech	3	4	7
Memphis	2	5	7
Ole Miss	6	1	7
Oregon	5	2	7
Rutgers	2	5	7
Utah	5	2	7

• Georgia Tech has rushed for at least 245 yards in a game four times last season — 245 vs. Duke (Oct. 5), 371 at North Carolina (Oct. 12), 271 vs. No. 4 Miami (Nov. 9) and 260 vs. No. 6 Georgia (Nov. 29).

• Tech's four games with at least 245 rushing yards last season were tied for the most among Power Four conference teams and for the 12th-most overall nationally in 2024.

MOST GAMES WITH AT LEAST 245 RUSHING YARDS

— FBS, 2024

Team	Games
1. Army West Point	10
2. Jacksonville State	7
Navy	7
New Mexico	7
5. Boise State	6
Liberty	6
UNLV	6
8. Air Force	5
Notre Dame	5
Ohio	5
UCF	5
12. Georgia Tech	4
18 others tied	4

• Georgia Tech has rushed for at least 200 yards in 11 of its last 20 games (dating back to Oct. 21, 2023 vs. Boston College).

• A dominant ground game has been a predictor of Georgia Tech's success in recent seasons, as Tech has run for at least 200 yards in 16 of its last 28 wins.

• Tech's 371 rushing yards against North Carolina on Oct. 12 of last season were its most in a game since it ran for 377 yards against Duke on Nov. 28, 2020.

• The Jackets' 260 rushing yards last season against Georgia — who ranked 36th nationally in rushing defense with 129.6 rushing yards allowed per game in 2024 — were the most yards on the ground that the Bulldogs have surrendered in any game since Oct. 13, 2018 at LSU (275).

• Tech's 563 total yards last season against Georgia — which ranked 30th nationally in total defense with 329.9 yards allowed per game in 2024 — were the most yards that UGA has surrendered in any game since Nov. 7, 2020 vs. Florida (571).

• Georgia Tech has scored 30 or more points nine times since the beginning of the 2023 season, after only scoring 30 or more a total of nine times in the previous four seasons combined (2019-22).

• Twelve of Georgia Tech's highest single-game completion totals in the last 22 seasons (since 2003) have come in the last two seasons (2023-24).

OFFENSE

MOST COMPLETIONS IN A GAME (SINCE 2003)

	Completions	Opponent	Year	Result
1.	29	at Syracuse	2024	L, 31-28
2.	28	at Ole Miss	2023	L, 48-23
3.	27	at Virginia	2021	L, 48-40
	27	at Duke	2003	L, 41-17
5.	26	at Georgia	2024	L, 44-42 (BOT)
5.	25	Georgia State	2024	W, 35-12
	25	North Carolina	2005	W, 27-21
7.	24	Virginia	2023	W, 45-17
	24	S.C. State	2022	W, 48-13
	24	Miami (Fla.)	2022	L, 35-14
	24	Pitt	2020	L, 52-21
	24	NC State	2003	W, 29-21
12.	23	Duke	2024	W, 24-14
	23	VMI	2024	W, 59-7
	23	North Carolina	2023	W, 46-42
	23	Bowling Green	2023	L, 38-27
	23	Duke	2022	W, 23-20
	23	Clemson	2022	L, 41-10
	23	at Florida State	2020	W, 16-13
19.	22	NC State	2024	W, 30-29
20.	21	at Virginia Tech	2024	L, 21-6
	21	at Louisville	2024	L, 31-19
	21	at UCF	2022	L, 27-10
	21	at Miami (Fla.)	2021	L, 33-30

• Georgia tech has completed passes to at least 10 different receivers in a game five times in the last two seasons.

• Prior to having at least 10 different players with a reception five times over the last two seasons, the feat had only been accomplished 16 times in the 130 previous seasons of Georgia Tech football.

MOST PLAYERS WITH A RECEPTION — GT HISTORY

	Players	Opponent	Date
1.	12	VMI	Sept. 14, 2024
	12	Georgia	Dec. 5, 1981
3.	11	Vanderbilt	Dec. 27, 2024
	11	Georgia State	Aug. 31, 2024
	11	Virginia	Nov. 9, 2000
	11	Duke	Sept. 24, 1994
	11	Furman	Sept. 11, 1993
	11	Virginia	Sept. 19, 1992
	11	Penn State	Aug. 28, 1991
	11	Chattanooga	Sept. 22, 1990
	11	Auburn	Oct. 18, 1986
11.	10	10 times	
	most recently:	Virginia	Nov. 4, 2023
		Ole Miss	Sept. 16, 2023

• The most consistent mark of Georgia Tech's success on offense is its ability to take care of the football. Since the beginning of the 2020 season, Georgia Tech has averaged just 0.9 turnovers per game in wins but has averaged 1.8 turnovers per game in losses.

• Georgia Tech's offense is guided by second-year offensive coordinator **Buster Faulker**, who came to Tech after winning two national championships in three seasons as a quality control assistant at Georgia (2020-22).

• Faulker boasts 20 years of experience on college football staffs, including 14 seasons as an offensive coordinator at Valdosta State (2008), Murray State (2010), Middle Tennessee (2011-15), Arkansas State (2016-18), Southern Miss (2019) and Georgia Tech (2023-pres.).

QUARTERBACKS

• Georgia Tech's offense is engineered by one of the nation's top quarterbacks in senior **Haynes King**.

• In ESPN's preseason positional rankings, King enters the season ranked No. 9 among all NCAA Division I QBs.

• Despite enduring a shoulder injury that caused him to miss two games and greatly limited his ability to throw in three others, King completed 196-of-269 passes (.729) for 2,114 yards and 14 touchdowns with just two interceptions in 11 games last season.

• King is the only NCAA Division I FBS player in the last 69 seasons (since 1956) with at least 2,000 passing yards, 10 touchdown passes, a 70% completion percentage and two or fewer interceptions in a season.

• King's .729 completion percentage were Georgia Tech and ACC single-season records.

• The .729 completion percentage shattered the previous school record of .666, set by Joe Hamilton in 1999, when he finished second in voting for the Heisman Trophy.

SINGLE-SEASON COMPLETION PERCENTAGE — GT HISTORY (MIN. 50 COMP.)

	Comp.%	Player	Year
1.	.729	Haynes King	2024
2.	.666	Joe Hamilton	1999
3.	.648	George Godsey	2001
4.	.646	Joe Hamilton	1997
5.	.636	George Godsey	2000
6.	.616	Haynes King	2023
7.	.612	John Dewberry	1984
8.	.601	Jeff Sims	2021
9.	.600	Pepper Rodgers	1953
10.	.586	Kim King	1965

SINGLE-SEASON COMPLETION PERCENTAGE — ACC HISTORY

	Comp.%	Player (School)	Year
1.	.729	Haynes King (Georgia Tech)	2024
2.	.724	Riley Skinner (Wake Forest)	2007
3.	.720	Philip Rivers (NC State)	2003
4.	.697	Matt Schuab (Virginia)	2003
5.	.695	Charlie Ward (Florida State)	1993

• With two of the six highest single-season completion percentages in school history, King enters his final season with the highest career completion percentage in Georgia Tech history.

HIGHEST CAREER COMPLETION PERCENTAGE — GEORGIA TECH HISTORY (MIN. 100 COMP.)

	Comp.%	Player	Years
1.	.664	Haynes King	2023-pres.
2.	.633	George Godsey	1998-01
3.	.617	Joe Hamilton	1996-99
4.	.582	John Dewberry	1983-85
5.	.576	A.J. Suggs	2002-03

• King connected on better than 70% of his passes in 8-of-11 games last season — 82.8% vs. Georgia State (24-of-29 - Aug. 31), 74.4% at Syracuse (29-of-39 - Sept. 7), 77.3% vs. VMI (17-of-22 - Sept. 14), 74.2% vs. Duke (23-of-31 - Oct. 5), 100% vs. No. 4 Miami (6-of-6 - Nov. 9), 100% vs. NC State (3-of-3 - Nov. 21), 72.2% at Georgia (26-of-36 - Nov. 29) and 75.8% vs. Vanderbilt - Dec. 27 (Birmingham Bowl)).

• King is one of only two players in Georgia Tech history that has completed at least 80% of his passes in a game with at least 20 attempts, a feat that he has accomplished twice.

COMPLETION PERCENTAGE — GT HISTORY (MIN. 20 ATT.)

Comp.%	Player	Opponent	Date
.880 (22-25)	Joe Hamilton	Florida State	9/11/99
.828 (24-29)	Haynes King	Georgia State	8/31/24
.809 (17-21)	Joe Hamilton	Maryland	11/22/97
.808 (21-26)	Joe Hamilton	Virginia	11/8/97
.800 (16-20)	Haynes King	Syracuse	11/18/23

• King holds four of the five highest single-game completion percentages in Georgia Tech history for passers with at least 30 attempts.

COMPLETION PERCENTAGE — GT HISTORY (MIN. 30 ATT.)

Comp.%	Player	Opponent	Date
.784 (29-37)	George Godsey	Virginia	11/9/00
.767 (23-30)	Haynes King	North Carolina	10/28/23
.767 (23-30)	Haynes King	Virginia	11/4/23
.758 (25-33)	Haynes King	Vanderbilt	12/27/24
.742 (23-31)	Haynes King	Duke	10/5/24
.733 (22-30)	Joe Hamilton	Clemson	11/13/99
.733 (22-30)	Joe Hamilton	Duke	11/15/97

• King holds two of the five highest single-game completion totals in Georgia Tech history, and two of the four highest single-game completion totals without an interception in school history.

MOST SINGLE-GAME COMPLETIONS — GT HISTORY

Completions	Player	Opponent	Date
39	George Godsey	Virginia	11/10/01
35*	George Godsey	Clemson	10/28/00
29*	Haynes King	Syracuse	9/7/24
29*	George Godsey	Virginia	11/9/00
28*	Haynes King	Ole Miss	9/16/23
28*	A.J. Suggs	Maryland	10/17/02

* Without an INT

• King turned in one of the most memorable performances in the illustrious history of the "Clean, Old-Fashioned Hate" rivalry when he completed 26-of-36 passes for 303 yards and two touchdowns and ran 24 times for 110 yards and three more scores last season at No. 6 Georgia (Nov. 29, 2024).

• King's 413 yards of total offense (303 passing, 110 rushing) last season against Georgia was the sixth-highest single-game total in Georgia Tech history and the most by a Yellow Jacket since Justin Thomas accounted for 459 yards of offense against Duke on Oct. 29, 2016.

• With his 413 total yards at UGA, King became only the fifth player in Georgia Tech history to account for at least 400 yards of offense in a game, joining Joe Hamilton (four times - 1999), George Godsey (two times - 2000-01), Darrell Gast (one time - 1987) and Thomas.

• In just 24 games as a Yellow Jacket, King has recorded five of the 20 highest single-game total offense yards in school history.

MOST SINGLE-GAME TOTAL OFFENSE YARDS — GT HISTORY

Total Yards	Player	Opponent	Date
477	George Godsey	Virginia	11/10/01
474	Joe Hamilton	Maryland	9/30/99
459	Justin Thomas	Duke	10/29/16
450	George Godsey	Clemson	10/28/00
435	Joe Hamilton	Georgia	11/27/99
413	Haynes King	Georgia	11/29/24
412	Darrell Gast	Duke	10/31/87
410	Joe Hamilton	Clemson	11/13/99
405	Joe Hamilton	Florida State	9/11/99
397	Jeff Sims	Pittsburgh	10/2/21
387	Joe Hamilton	Duke	10/16/99
377	Haynes King	North Carolina	10/28/23
376	Haynes King	Bowling Green	9/30/23
376	Michael Kelley	Navy	11/17/79
370	Haynes King	Louisville	9/21/24
369	TaQuon Marshall	Tennessee	9/4/17
368	Joe Hamilton	Virginia	11/8/97
367	Reggie Ball	NC State	10/6/05
366	Haynes King	Louisville	9/1/03
365	Jeff Sims	Virginia	10/23/21
365	Eddie McAshan	Rice	9/30/72

OFFENSE

• King accounted for more than 300 yards of total offense four times last season — 302 on Aug. 31 vs. Georgia State (275 passing, 27 rushing), 333 on Sept. 7 at Syracuse (266 passing, 67 rushing), 370 on Sept. 21 at Louisville (312 passing, 58 rushing) and 413 at Georgia (Nov. 29).

• King's five touchdowns responsible for at Georgia (three rushing, two passing) matched a Georgia Tech single-game record.

• King became the first player in Georgia Tech history to throw for multiple touchdowns while rushing for at least three in a single game.

MOST SINGLE-GAME TDs RESPONSIBLE FOR — GT HISTORY

TDs (Rush/Pass)	Player	Opponent	Date
5 (3/2)	Haynes King	Georgia	11/29/24
5 (0/5)	Eddie McAshan	Rice	9/30/72
5 (1/4)	Joe Hamilton	Florida State	9/11/99
5 (0/5)	Joe Hamilton	Clemson	11/13/99
5 (1/4)	Vad Lee	Duke	9/14/13
5 (1/4)	Justin Thomas	Ga. Southern	9/13/14

• King is one of only 10 NCAA Division I FBS quarterbacks — and one of just two from a Power Four conference — with at least 10 rushing touchdowns last season.

QUARTERBACKS WITH 10+ RUSHING TOUCHDOWNS — 2024

	Rushing TDs	Player	Team
1.	32	Bryson Daily	Army West Point
2.	20	Jalen Milroe	Alabama
3.	19	Devon Dampier	New Mexico
4.	18	Parker Navarro	Ohio
5.	17	Blake Horvath	Navy
	17	Riley Leonard	Notre Dame
7.	15	John Mateer	Washington State
	15	Tyler Huff	Jacksonville State
9.	11	Haynes King	Georgia Tech
	11	Colton Joseph	Old Dominion

HAYNES KING — GAME-BY-GAME

							Total
2023	Rush	Yds.	TD	C-A-I.	Yds.	TD	Off.
Louisville	10	53	0	19-32-1	313	3	366
S.C. State	1	0	0	21-29-0	290	4	290
Ole Miss	13	51	1	28-41-0	307	2	358
Wake Forest	6	53	0	16-27-1	222	2	275
Bowling Green	10	28	0	23-37-2	348	4	376
Miami (Fla.)	10	46	1	12-25-2	151	1	197
Boston College	10	150	1	14-32-3	204	1	354
North Carolina	8	90	0	23-30-1	287	4	377
Virginia	7	83	2	23-30-0	208	1	291
Clemson	11	-3	1	13-31-4	129	2	126
Syracuse	11	82	1	16-20-1	138	2	220
Georgia	10	24	2	11-20-0	158	0	182
UCF	12	89	1	7-13-1	87	1	176
2023 Total	120	737	10	226-367-16	2,842	27	3,579
2024	Rush	Yds.	TD	C-A-I.	Yds.	TD	Off.
Florida State	14	64	0	11-16-0	146	0	210
Georgia State	5	27	1	24-29-1	275	2	302
Syracuse	6	67	2	29-39-0	266	1	333
VMI	0	0	0	17-22-0	275	3	275
Louisville	14	58	1	21-32-0	312	0	370
Duke	12	30	0	23-31-0	167	2	197
North Carolina	11	107	2	11-22-0	127	0	244
Notre Dame	— DID NOT PLAY —						
Virginia Tech	— DID NOT PLAY —						
Miami (Fla.)	20	93	1	6-6-0	32	1	125
NC State	8	22	1	3-3-0	7	0	29
Georgia	24	110	3	26-36-0	303	2	413
Vanderbilt	11	9	0	25-33-1	204	3	213
2024 Total	125	587	11	196-269-2	2,114	14	2,701
GT Career	245	1,324	21	422-636-18	4,956	41	6,280
NCAA Career	286	1,474	22	550-862-28	6,535	51	8,009

• King ranks sixth in Georgia Tech history with 4,956 career passing yards as a Yellow Jacket. He needs just 44 yards on Friday at Colorado to become the sixth player with 5,000 yards as a Jacket and 293 yards through the air to move into the top five in Tech history.

CAREER PASSING YARDS — GT HISTORY

	Yards	Player	Years
1.	8,882	Joe Hamilton	1996-99
2.	8,441	Shawn Jones	1989-92
3.	8,128	Reggie Ball	2003-06
4.	6,137	George Godsey	1998-01
5.	5,249	Mike Kelley	1978-81
6.	4,956	Haynes King	2023-pres.
7.	4,754	Justin Thomas	2013-16
8.	4,464	Jeff Sims	2020-22
9.	4,193	John Dewberry	1983-85
10.	4,080	Eddie McAshan	1970-72

• King has 6,535 passing yards in his collegiate career, which includes three seasons at Texas A&M (2020-22). He enters the season ranked 14th among active NCAA Division I FBS players in career passing yards.

ACTIVE CAREER PASSING YARDS LEADERS — NCAA DIVISION I FBS

	Yards	Player	Team
1.	8,993	E.J. Warner	Fresno State
2.	8,245	Mike Keene	Michigan
3.	7,912	Carson Beck	Miami (Fla.)
4.	7,891	Tyler Van Dyke	SMU
5.	7,524	Nicholas Vattiato	Middle Tennessee
6.	7,386	Dequan Finn	Miami (Ohio)
7.	7,180	Cade Klubnik	Clemson
8.	6,948	Taylen Green	Arkansas
9.	6,927	Jalon Daniels	Kansas
10.	6,873	Rocco Becht	Iowa State
11.	6,760	Joey Aguilar	Tennessee
12.	6,716	Diego Pavia	Vanderbilt
13.	6,548	Blake Shapen	Mississippi State
14.	6,535	Haynes King	Georgia Tech
15.	6,450	Brayden Fowler-Nicolosi	Colorado State

• King has five 300-yard passing games as a Yellow Jacket, which is the third-most 300-yard passing games in Georgia Tech history.

MOST CAREER 300-YARD PASSING GAMES — GT HISTORY

	300-yd Games	Player	Years
1.	7	Joe Hamilton	1996-99
2.	6	George Godsey	1998-01
3.	5	Haynes King	2023-pres.
	3	Jeff Sims	2020-22
5.	2	Taylor Bennett	2005-07
	2	Tom Luginbill	1994
	2	Michael Kelley	1978-81

• In all, King owns five of the 33 300-yard passing performances in Georgia Tech history.

• King's 6,280 yards of total offense as a Yellow Jacket rank fifth in school history.

CAREER TOTAL OFFENSE — GT HISTORY

	Total Yards	Player	Years
1.	10,640 (1,758 rush, 8,882 pass)	Joe Hamilton	1996-99
2.	9,579 (1,451 rush, 8,128 pass)	Reggie Ball	2003-06
3.	9,296 (855 rush, 8,441 pass)	Shawn Jones	1989-92
4.	7,166 (2,412 rush, 4,754 pass)	Justin Thomas	2013-16
5.	6,280 (1,324 rush, 4,956 pass)	Haynes King	2023-pres.
6.	6,125 (-12 rush, 6,137 pass)	George Godsey	1998-01
7.	6,082 (2,806 rush, 3,276 pass)	Joshua Nesbitt	2007-10
8.	5,616 (1,152 rush, 4,464 pass)	Jeff Sims	2020-22
9.	5,537 (2,225 rush, 3,312 pass)	Tevin Washington	2009-12
10.	5,198 (-51 rush, 5,249 pass)	Mike Kelley	1978-81

• King has 8,009 yards of total offense in his collegiate career (including his three seasons at Texas A&M). He enters the season ranked seventh among active NCAA Division I FBS players in career total offense yardage.

ACTIVE CAREER TOTAL OFFENSE LEADERS — NCAA DIVISION I FBS

	Yards	Player	Team
1.	9,293	Dequan Finn	Miami (Ohio)
2.	8,948	Diego Pavia	Vanderbilt
3.	8,939	E.J. Warner	Fresno State
4.	8,576	Taylen Green	Arkansas
5.	8,157	Carson Beck	Miami (Fla.)
6.	8,020	Nicholas Vattiato	Middle Tennessee
7.	8,009	Haynes King	Georgia Tech
8.	7,964	Cade Klubnik	Clemson
9.	7,949	Tyler Van Dyke	SMU
10.	7,895	Kaidon Salter	Colorado

• King's 41 touchdown passes at Georgia Tech rank fourth in school history. He needs just 10 touchdown passes to move the top three in program history and 24 to match the school record of 65 by Joe Hamilton from 1996-99.

CAREER TOUCHDOWN PASSES — GT HISTORY

	TD Passes	Player	Years
1.	65	Joe Hamilton	1996-99
2.	57	Reggie Ball	2003-06
3.	51	Shawn Jones	1989-92
4.	41	Haynes King	2023-pres.
	41	George Godsey	1998-01
5.	40	Justin Thomas	2013-16
7.	32	Eddie McAshan	1970-72
8.	30	Jeff Sims	2020-22
9.	27	John Dewberry	1983-85
10.	23	Mike Kelley	1978-81

• King is one of only five players to ever complete 400 passes as a Yellow Jacket.

CAREER COMPLETIONS — GT HISTORY

	Completions	Player	Years
1.	662	Reggie Ball	2003-06
2.	652	Shawn Jones	1989-92
3.	629	Joe Hamilton	1996-99
4.	484	George Godsey	1998-01
5.	422	Haynes King	2023-pres.

• King's 1,324 rushing yards as a Yellow Jacket are the seventh-most by a quarterback in Georgia Tech history.

CAREER RUSHING YARDS BY A QB — GT HISTORY

	Rushing Yds.	Player	Years
1.	2,806	Joshua Nesbitt	2007-10
2.	2,412	Justin Thomas	2013-16
3.	2,225	Tevin Washington	2009-12
4.	2,131	TaQuon Marshall	2015-18
5.	1,758	Joe Hamilton	1996-99
6.	1,451	Reggie Ball	2003-06
7.	1,324	Haynes King	2023-pres.
8.	1,152	Jeff Sims	2020-22
9.	1,136	Tobias Oliver	2018-21
10.	1,057	Vad Lee	2012-13

• King's 21 rushing touchdowns as a Yellow Jacket are the fifth-most ever by a Georgia Tech quarterback and are tied for 13th overall in school history.

CAREER RUSHING TDs BY A QB — GT HISTORY

	Rushing TDs	Player	Years
1.	38	Tevin Washington	2009-12
2.	35	Joshua Nesbitt	2007-10
3.	29	TaQuon Marshall	2015-18
4.	22	Justin Thomas	2013-16
5.	21	Haynes King	2023-pres.
6.	19	Shawn Jones	1989-92
7.	18	Joe Hamilton	1996-99
8.	17	Vad Lee	2012-13
9.	15	Billy Lothridge	1961-63
10.	14	Danny Myers	1973-75

OFFENSE

- King's 2,842 passing yards in 2023 were the fourth-most in Georgia Tech single-season history, just 243 shy of the school record of 3,085 set by George Godsey in 2001.

- King owns two of the top 14 single-season passing totals in Georgia Tech history.

SINGLE-SEASON PASSING YARDS — GT HISTORY

	Passing Yards	Player	Year
1.	3,085	George Godsey	2001
2.	3,060	Joe Hamilton	1999
3.	2,906	George Godsey	2000
4.	2,842	Haynes King	2023
5.	2,397	Shawn Jones	1992
6.	2,314	Joe Hamilton	1997
7.	2,288	Shawn Jones	1991
8.	2,424	A.J. Suggs	2002
9.	2,166	Joe Hamilton	1998
10.	2,165	Reggie Ball	2005
11.	2,147	Reggie Ball	2004
12.	2,136	Taylor Bennett	2007
13.	2,128	Tommy Luginbill	1994
14.	2,114	Haynes King	2024
15.	2,051	Mike Kelley	1979

- King's 3,579 yards of total offense in 2023 were the second-most in Georgia Tech single-season history, just 215 shy of the school record of 3,794, set by Joe Hamilton in 1999.

- King has two of the top eight seasons in Georgia Tech history in terms of total yards.

SINGLE-SEASON TOTAL OFFENSE — GT HISTORY

	Total Yards	Player	Year
1.	3,794	Joe Hamilton	1999 (734 rush, 3,060 pass)
2.	3,579	Haynes King	2023 (737 rush, 2,842 pass)
3.	3,094	George Godsey	2000 (11 rush, 3,083 pass)
4.	3,040	George Godsey	2001 (-45 rush, 3,085 pass)
5.	2,805	Justin Thomas	2014 (1,086 rush, 1,719 pass)
6.	2,792	Joe Hamilton	1997 (478 rush, 2,314 pass)
7.	2,738	Joshua Nesbitt	2009 (1,037 rush, 1,701 pass)
8.	2,701	Haynes King	2024 (587 rush, 2,114 pass)
9.	2,649	Shawn Jones	1991 (361 rush, 2,288 pass)
10.	2,638	Tevin Washington	2011 (987 rush, 1,652 pass)

- King's 27 touchdown passes in 2023 were the second-most in Georgia Tech single-season history, just two shy of the single-season school record of 29, set by Joe Hamilton in 1999, when he finished second in voting for the Heisman Trophy.

SINGLE-SEASON TOUCHDOWN PASSES — GT HISTORY

	TD Passes	Player	Year
1.	29	Joe Hamilton	1999
2.	27	Haynes King	2023
3.	23	George Godsey	2000
4.	20	Reggie Ball	2006
5.	18	Justin Thomas	2014
	18	George Godsey	2001
7.	17	Joe Hamilton	1998
8.	16	Reggie Ball	2004
	16	Eddie McAshan	1972
10.	15	Shawn Jones	1992

- King owns two of the top six single-season pass completion totals in Georgia Tech history.

SINGLE-SEASON PASS COMPLETIONS — GT HISTORY

	Completions	Player	Year
1.	249	George Godsey	2001
2.	226	Haynes King	2023
3.	222	George Godsey	2000
4.	208	A.J. Suggs	2002
5.	203	Joe Hamilton	1999
6.	196	Haynes King	2024
7.	190	Shawn Jones	1992
8.	182	Tommy Luginbill	1994
	182	Reggie Ball	2005
10.	181	Reggie Ball	2003

- King owns two of the top seven single-season rushing TD totals by a QB in Georgia Tech history.

SINGLE-SEASON RUSHING TDs BY A QB — GT HISTORY

	Rushing TDs	Player	Year
1.	20	Tevin Washington	2012
2.	18	Joshua Nesbitt	2009
3.	17	TaQuon Marshall	2017
4.	14	Tevin Washington	2011
5.	11	Haynes King	2024
	11	Tobias Oliver	2018
7.	10	Haynes King	2023
	10	Joshua Nesbitt	2010
9.	9	Vad Lee	2012
	9	Billy Lothridge	1962

- King's three games with at least four touchdown passes as a Yellow Jacket are tied with Joe Hamilton (1996-99) for the most in Georgia Tech history.

MOST SINGLE-GAME TOUCHDOWN PASSES — GT HISTORY

TD Passes	Player	Opponent	Date
5	Eddie McAshan	Rice	9/30/72
5	Joe Hamilton	Clemson	11/13/99
4	Eddie Prokop	Tulane	11/13/43
4	Frank Broyles	Tulane	11/11/44
4	Darrell Crawford	Auburn	10/20/51
4	Shawn Jones	Maryland	10/7/89
4	Shawn Jones	Georgia	12/1/90
4	Tom Luginbill	Western Carolina	9/10/94
4	Joe Hamilton	Florida State	9/11/99
4	Joe Hamilton	Georgia	11/27/99
4	George Godsey	Wake Forest	10/14/09
4	Reggie Ball	Clemson	9/11/04
4	Reggie Ball	NC State	11/4/06
4	Vad Lee	Duke	9/14/13
4	Justin Thomas	Georgia Southern	9/13/14
4	Jordan Yates	Kennesaw State	9/11/21
4	Haynes King	South Carolina St.	9/9/23
4	Haynes King	Bowling Green	9/30/23
4	Haynes King	North Carolina	10/28/23
3	40 times, most recently:		
	Haynes King	Vanderbilt	12/27/24

- King's 348 passing yards vs. Bowling Green in 2023 were the 10th-most in Georgia Tech single-game history.

MOST SINGLE-GAME PASSING YARDS — GT HISTORY

Pass Yards	Player	Opponent	Date
486	George Godsey	Virginia	11/10/01
454	George Godsey	Clemson	10/28/00
416	Darrell Gast	Duke	10/31/87
387	Joe Hamilton	Florida State	9/11/99
387	Joe Hamilton	Maryland	9/30/99
371	Eddie McAshan	Rice	9/30/72
361	Michael Kelley	Navy	11/17/79
359	Jeff Sims	Pitt	10/2/21
354	George Godsey	Maryland	11/18/00
348	Haynes King	Bowling Green	9/30/23

- King threw for at least 300 yards three times in 2023, good for the third-most in Georgia Tech single-season history.

MOST SINGLE-SEASON 300-YARD PASSING GAMES — GT HISTORY

	300-yd Games	Player	Year
1.	6	Joe Hamilton	1999
2.	4	George Godsey	2000
3.	3	Haynes King	2023
4.	2	Jeff Sims	2021
	2	George Godsey	2001

- King made a record-breaking debut in the White and Gold, throwing for 313 yards and three touchdowns on 19-of-32 passing in in the 2023 season opener against Louisville.

- King's 313 passing yards in the 2023 opener against Louisville marked the first time that a Georgia Tech player ever threw for 300 yards in his GT debut.

- In 2023, King was one of only two Power Five conference players that had at least 2,800 passing yards, 700 rushing yards, 25 touchdown passes and 10 touchdown runs, joining Heisman Trophy winner and the eventual No. 2 pick in the 2024 NFL Draft, Jayden Daniels (LSU).

2,800 PASS YDS, 700 RUSH YDS, 25 TD PASSES, 10 TD RUNS — POWER FIVE CONFERENCES, 2023

Player	Team	Pass Yds.	Rush Yds.	Pass TD	Rush TD
Jayden Daniels	LSU	3,812	1,134	40	10
Haynes King	GT	2,842	737	27	10

- Since 2000, the only other ACC players that have matched King's 2,800 passing yards, 700 rushing yards, 25 touchdown passes and 10 touchdown runs in a season are Louisville Heisman Trophy winner Lamar Jackson (2016 and 2017), Virginia Tech's Jerod Evans (2016) and Clemson's Deshaun Watson (2015).

2,800 PASS YDS, 700 RUSH YDS, 25 TD PASSES, 10 TD RUNS — ACC, SINCE 2000

Player	Team	Year(s)
Haynes King	Georgia Tech	2023
Lamar Jackson	Louisville	2016, 2017
Jerod Evans	Virginia Tech	2016
Deshaun Watson	Clemson	2015

- Georgia Tech has a luxury that few teams around college football can claim, as it has two elite signal-callers on its roster in King and r-Fr. **Aaron Philo**.

- Philo had a coming out party with 322 yards of total offense (265 passing, 57 rushing) in last season's 30-29 win over NC State (Nov. 21).

- Despite splitting time with King, Philo's 265 passing yards against NC State were the third-most by a Georgia Tech true freshman since 2000.

MOST SINGLE-GAME PASSING YARDS BY A TRUE FRESHMAN — GT SINCE 2000

Pass Yards	Player	Opponent	Date
283	Reggie Ball	NC State	10/4/03
277	Jeff Sims	Florida State	9/12/20
265	Aaron Philo	NC State	11/21/24
253	Zach Pyron	Virginia Tech	11/5/22
259	Jeff Sims	Louisville	10/9/20
248	Reggie Ball	Clemson	9/20/03
247	Reggie Ball	Duke	11/8/03
244	Jeff Sims	UCF	9/19/20
238	Jeff Sims	Pitt	12/10/20
230	Jaybo Shaw	Duke	10/4/08

OFFENSE

• Philo's 322 yards of total offense against NC State were also the third-most by a Georgia Tech true freshman since 2000.

MOST SINGLE-GAME YARDS OF TOTAL OFFENSE BY A TRUE FRESHMAN — GT SINCE 2000

Total Yards	Player	Opponent	Date
341	Jeff Sims	Florida State	9/12/20
326	Jeff Sims	UCF	9/19/20
322	Aaron Philo	NC State	11/21/24
319	Zach Pyron	Virginia Tech	11/5/22
313	Jeff Sims	Louisville	10/9/20
276	Reggie Ball	NC State	10/4/03
273	Reggie Ball	Duke	11/8/03
254	Jeff Sims	Duke	11/28/20
254	Reggie Ball	Clemson	9/20/03
252	Jeff Sims	Pitt	12/10/20

• Philo's 19 completions against NC State are tied for the fourth-most by a Georgia Tech true freshman since 2000.

MOST SINGLE-GAME COMPLETIONS BY A TRUE FRESHMAN — GT SINCE 2000

Comp.	Player	Opponent	Date
27	Reggie Ball	Duke	11/8/03
24	Reggie Ball	NC State	10/4/03
23	Jeff Sims	Florida State	9/12/20
19	Aaron Philo	NC State	11/21/24
19	Zach Pyron	Virginia Tech	11/5/22
19	Reggie Ball	Clemson	9/20/03
18	Zach Pyron	Florida State	10/29/22
18	Jeff Sims	UCF	9/19/20
17	Jeff Sims	Pitt	12/10/20
16	Reggie Ball	Virginia	11/22/03

• Philo's performance against NC State included him leading the Yellow Jackets on a seven-play, 75-yard drive that spanned 1:08, capped by a 18-yard touchdown run with 22 seconds remaining that lifted Tech to a 30-29 come-from-behind victory over the Wolfpack.

• Philo was responsible for all 75 yards on the game-winning drive, completing 4-of-4 passes for 33 yards and running three times for 42 yards and the go-ahead score.

• Philo was the nation's highest-graded quarterback of the week by *Pro Football Focus* (93.7 grade) following his performance versus NC State.

• Philo saw the first extensive action of his career at Virginia Tech (Oct. 26), then also played extensively against No. 4 Miami (Nov. 9), sharing snaps with King.

• Philo threw for 184 yards at Virginia Tech after coming into the game in relief of starting QB Zach Pyron late in the third quarter.

• Philo earned a grade of 78.3 from *Pro Football Focus* for his performance at VT, which was the fourth-highest PFF grade for a Power Four conference true freshman in Week 9 of the season.

• Philo completed 5-of-10 passes for 67 yards and his first-career touchdown pass — a 15-yarder to WR **Chase Lane** that gave Georgia Tech a 21-10 lead in the third quarter — in the Yellow Jackets' 28-23 win over No. 4 Miami.

• Philo made his collegiate debut on Sept. 14 against VMI, completing 3-of-5 passes for 49 yards in the fourth quarter of the Yellow Jackets' 59-7 victory.

• By playing in just four regular-season games, Philo maintained his redshirt in 2024 and has four seasons of eligibility remaining.

RUNNING BACKS

• Georgia Tech also returns one of the nation's top running backs in Sr. **Jamal Haynes**.

• In ESPN's preseason positional rankings, Haynes enters the season ranked No. 9 among all NCAA Division I RBs.

• With 944 rushing yards in 2024 following his 1,059-yard campaign in 2023, Haynes became the first Georgia Tech player to rush for at least 900 yards in consecutive seasons since QB TaQuon Marshall in 2017 and 2018.

• Haynes is the first Georgia Tech running back to rush for at least 900 yards in consecutive seasons since Jonathan Dwyer in 2008 and 2009.

• Haynes is one of only 18 players in Georgia Tech history with 2,000 career rushing yards. His 2,003 career rushing yards rank 18th in school history.

• Haynes needs just 186 rushing yards to move into the top 15 in Georgia Tech history and 362 yards to move into the top 10.

• Haynes enters the season ranked 18th among active NCAA Division I FBS players in career rushing yards.

ACTIVE CAREER PASSING YARDS LEADERS — NCAA DIVISION I FBS

Yards	Player	Team
1. 3,199	Harrison Waylee	Virginia
2. 2,912	Nicholas Singleton	Penn State
3. 2,877	Kaytron Allen	Penn State
4. 2,779	Makhi Hughes	Oregon
5. 2,597	Jaydn Ott	Oklahoma
6. 2,514	Jay Ducker	Temple
7. 2,466	Devin Mockabee	Purdue
8. 2,367	Terion Stewart	Virginia Tech
9. 2,360	Ayo Adeyi	James Madison
10. 2,347	Roman Hemby	Indiana
11. 2,322	Ismail Mahdi	Arizona
12. 2,296	Jonah Coleman	Washington
13. 2,232	Diego Pavia	Vanderbilt
14. 2,231	Lincoln Pare	Texas State
15. 2,230	Oscar Adaway II	South Carolina
16. 2,121	Noah Whittington	Oregon
17. 2,058	C.J. Donaldson	Ohio State
18. 2,003	Jamal Haynes	Georgia Tech
19. 1,994	Sieh Bangura	Ohio
20. 1,954	Braydon Bennett	Virginia Tech

• Haynes ranks sixth in Georgia Tech history with 5.84 yards per rush.

CAREER YARDS PER RUSH — GT HISTORY (MIN. 200 ATT.)

Avg.	Player	Years
1. 7.59	Roddy Jones	2008-11
2. 6.36	Anthony Allen	2009-10
3. 6.24	Jonathan Dwyer	2007-09
4. 6.00	David Sims	1974-76
5. 5.85	Charlie Rogers	1995-98
6. 5.84	Jamal Haynes	2021-pres.
7. 5.78	Eddie Lee Ivery	1975-78
8. 5.74	Bill Teas	1951-54
9. 5.47	Synjyn Days	2011-14
10. 5.40	Haynes King	2023-pres.

• Haynes averaged more than 6.5 yards per rush five times last season — 27.7 vs. Miami (Nov. 4), 8.9 at North Carolina (Oct. 12), 8.0 vs. Vanderbilt (Birmingham Bowl -Dec. 27), 7.0 at Georgia (Nov. 29), 6.8 vs. Florida State (Aug. 24) and 6.7 vs. Duke (Oct. 5).

• Despite battling injuries throughout the season, Haynes ranked among the top 10 in the ACC in four statistical categories in 2024.

JAMAL HAYNES STATISTICAL RANKINGS - 2024

Category	No.	National	ACC
Rush Yards/Carry	5.59	43rd	6th
Total Touchdowns	12	48th	6th
Rushing Yards	944	57th	10th
Rushing Touchdowns	9	67th	10th

• Haynes was at his peak last season in the first two games of October, when he rushed for a whopping 298 yards on just 38 carries (7.8 avg.) — 128 vs. Duke (Oct. 5) and a career-high 170 at North Carolina (Oct. 12).

• Haynes' career-best 170 rushing yards against UNC came on just 19 carries (8.9 avg.).

• Haynes capped the 170-yard performance at UNC with one of the Yellow Jackets' signature plays of the season to date, a 68-yard touchdown run with 16 seconds remaining that broke a 34-34 tie and lifted Tech to a 41-34 victory.

• The week before his career-best performance against UNC, Haynes had matched his previous career high with 128 rushing yards against Duke (Oct. 5).

• Haynes has gone over the century mark on the ground seven times in his career, which is just one game shy of moving into the top 10 in Georgia Tech history for 100-yard rushing games in a career.

• Haynes scored at least one touchdown in 10-of-13 games last season and 17-of-26 games since the beginning of 2023.

JAMAL HAYNES — GAME-BY-GAME

	Rush	Yds.	TD	YPC	Rec.	Yds.	TD	Purp.	All-Purp.
2023									
Louisville	11	51	0	4.6	4	56	0	107	
S.C. State	9	113	1	12.5	2	2	0	146	
Ole Miss	19	72	0	3.8	3	28	0	116	
Wake Forest	18	95	1	5.3	2	13	0	108	
Bowling Green	8	45	0	5.6	1	13	0	58	
Miami (Fla.)	7	33	1	4.7	0	0	0	33	
Boston College	12	56	1	4.7	1	10	0	66	
North Carolina	14	80	1	5.7	1	3	0	83	
Virginia	17	119	1	7.0	3	7	0	126	
Clemson	15	104	0	6.9	0	0	0	104	
Syracuse	11	82	1	7.5	2	17	1	99	
Georgia	11	81	0	5.4	1	2	0	83	
UCF	18	128	0	7.1	0	0	0	128	
2023 Total	174	1,059	7	6.09	20	151	1	1,257	
2024									
Florida St.	11	75	2	6.8	2	16	0	91	
Georgia St.	17	84	1	4.9	2	6	0	90	
Syracuse	11	35	1	3.2	5	26	0	61	
VMI	7	19	0	2.7	1	5	0	24	
Louisville	12	25	1	2.1	1	11	0	36	
Duke	19	128	0	6.7	3	12	1	140	
North Carolina	19	170	2	8.9	1	9	0	179	
Notre Dame	8	15	1	1.9	2	12	0	27	
Virginia Tech	18	47	0	2.6	0	0	0	47	
Miami (Fla.)	3	83	1	27.7	0	0	0	83	
NC State	13	36	0	2.8	4	34	0	70	
Georgia	13	91	0	7.0	2	3	1	94	
Vanderbilt	17	136	0	8.0	5	32	1	168	
2024 Total	169	944	9	5.6	28	166	3	1,110	
Career	343	2,003	16	5.8	48	317	4	2,367	

• Haynes, who made the switch to running back from wide receiver during the 2023 offseason, ran for 1,059 yards in his first season at the position in '23. He became Georgia Tech's first 1,000-yard rusher since QB TaQuon Marshall (1,146 yds.) and RB KirVonte Benson (1,053 yds.) both reached the 1,000-yard plateau in 2017.



OFFENSE

• Haynes' 1,059 rushing yards in 2023 were the 15th-most in Georgia Tech single-season history.

• Georgia Tech's running backs room features a deep, talented group behind Haynes.

• Jr. **Malachi Hoseley** joins the Yellow Jackets in 2025 after being named 2024 Ivy League Player of the Year at Penn.

• Hoseley totaled 2,250 yards from scrimmage (1,915 rushing, 335 receiving) and 17 touchdowns (16 rushing, one receiving) in two seasons at Penn.

• In 2024, Hoseley ran for 1,192 yards and led the Ivy League in rushing yards, carries (191), rushing touchdowns (9), yards per rush (6.2) and yards per game (119.2).

• Hoseley averaged 100.8 rushing yards per game and 6.1 yards per carry over 19 games with the Quakers.

• 6-foot-1, 215-pound r-Fr. **Trelain Maddox** returns after battling injuries on both ends of his first season on The Flats in 2024.

• Maddox saw action in just two games due to injury, but ran for 67 yards and averaged 5.7 yards per carry in his limited playing time as a true freshman.

• The Yellow Jackets also expect to get Jr. **Chad Alexander** back from injury early this season.

• A former walk-on who earned a scholarship midway through last season, Alexander ran 58 times for 280 yards as a sophomore in 2024.

• Also adding to the depth in the Yellow Jackets' running back corps are r-Sr. **Daylon Gordon** and a pair of talented true freshman in **Shane Marshall** and **J.P. Powell**.

WIDE RECEIVERS

• Georgia Tech's embarrassment of riches on the offensive side of the ball extends to wide receiver, led by r-Sr. **Malik Rutherford**.

• Rutherford enters the season with a legitimate shot of becoming Georgia Tech's all-time leader in receptions, as he needs just 60 catches to break the school record for career receptions of 195, held by Kelly Campbell (1998-01).

CAREER RECEPTIONS — GT HISTORY

	Receptions	Player	Years
1.	195	Kelly Campbell	1998-2001
2.	178	Calvin Johnson	2004-06
3.	174	Jonathan Smith	2000-03
4.	171	Kerry Watkins	1999-2002
5.	165	Harvey Middleton	1994-97
6.	136	Malik Rutherford	2021-pres.
7.	122	Will Glover	1999-2002
8.	115	Bobby Rodriguez	1989-92
	115	Jerry Mays	1985-89
10.	114	Robert Lavette	1981-84

• Rutherford's 62 receptions last season were also the sixth-most in Georgia Tech history and the most by a Yellow Jacket since College and Pro Football Hall of Famer Calvin Johnson caught 76 passes in 2006.

SINGLE-SEASON RECEPTIONS — GT HISTORY

	Receptions	Player	Year
1.	78	Jonathan Smith	2003
2.	76	Calvin Johnson	2006
3.	71	Kerry Watkins	2002
4.	69	Kelly Campbell	1999
5.	64	Harvey Middleton	1996
6.	62	Malik Rutherford	2024
7.	61	John Sias	1968
8.	60	Nate McCollum	2022
9.	59	Kelly Campbell	2000
10.	56	Kelly Campbell	2001

• Rutherford has caught at least one pass in 29-straight games, dating back to Nov. 12, 2022 vs. Miami (Fla.). His 29-consecutive games with a catch is the fourth-longest streak in Georgia Tech history.

CONSECUTIVE GAMES WITH A RECEPTION — GT HISTORY

	Games	Player	Years
1.	40	Harvey Middleton	1994-97
2.	32	Kelly Campbell	1999-01
3.	30	Calvin Johnson	2004-06
4.	29	Malik Rutherford	2022-pres.
	29*	Demaryius Thomas	2008-09
	29	Kerry Watkins	2000-02
7.	27	Robert Lavette	1981-83
8.	24	Dez White	1997-99
	24	Jerry Mays	1986-89
10.	20	Marlon Heggs	1979-80
	20	John Sias	1967-68

* - Per NCAA sanctions, Demaryius Thomas' statistics from the final three games of the 2009 season are not included in official records (seven receptions, 204 yards, two touchdowns)

• Rutherford's 29-consecutive games with a reception is also tied for the sixth-longest active streak in the nation and the second-longest active streak in the ACC, behind only Clemson's Antonio Williams (33).

ACTIVE CONSECUTIVE GAMES WITH A RECEPTION — NCAA DIVISION I FBS

	Games	Player	Team
1.	38	Elijah Sarraatt	Indiana
2.	37	Raylen Sharpe	Arkansas
3.	33	Jyrin Johnson	Bowling Green
	33	Antonio Williams	Clemson
5.	30	Kole Wilson	Baylor
6.	29	Malik Rutherford	Georgia Tech
	29	Kevin Coleman, Jr.	Missouri
8.	28	Carnell Tate	Ohio State
	28	RaRa Thomas	Troy
10.	27	Malachi Fields	Notre Dame
	27	Joseph Manjack IV	TCU

Research courtesy of University of Tulsa

MALIK RUTHERFORD — GAME-BY-GAME

2021	Rec.	Yds.	TD	Avg.	Long
Kennesaw State	0	0	0	0.0	0
Pitt	5	62	0	12.4	24
Duke	0	0	0	0.0	0
2021 Total	5	62	0	12.4	24
2022	Rec.	Yds.	TD	Avg.	Long
Clemson	1	10	0	10.0	10
Western Carolina	1	0	0	0.0	0
Ole Miss	4	52	0	13.0	38
UCF	2	31	0	15.5	29
Pitt	0	0	0	0.0	0
Duke	1	-1	0	-1.0	0
Virginia	2	4	0	2.0	6
Florida State	1	14	0	14.0	14
Virginia Tech	0	0	0	0.0	0
Miami (Fla.)	2	33	0	16.5	27
North Carolina	6	68	0	11.3	21
Georgia	3	14	0	4.7	13
2022 Total	23	225	0	9.8	38
2023	Rec.	Yds.	TD	Avg.	Long
Louisville	5	85	0	17.0	55
S.C. State	5	60	0	12.0	19
Ole Miss	4	34	0	8.5	17
Wake Forest	2	11	0	5.5	13
Bowling Green	6	67	1	11.2	20
Miami (Fla.)	3	33	0	11.0	30
Boston College	3	43	0	14.3	17
North Carolina	6	83	2	13.8	42
Virginia	3	16	0	5.3	11
Clemson	1	-4	0	-4.0	0
Syracuse	3	14	0	4.7	7
Georgia	3	20	0	6.7	12
UCF	2	40	1	20.0	41
2023 Total	46	502	4	10.9	55
2024	Rec.	Yds.	TD	Avg.	Long
Florida State	4	66	0	16.5	42
Georgia State	7	131	1	18.7	52
Syracuse	7	38	0	5.4	15
VMI	4	50	1	12.5	35
Louisville	7	113	0	16.1	45
Duke	8	76	0	9.5	24
North Carolina	3	35	0	11.7	18
Notre Dame	4	32	0	8.0	16
Virginia Tech	6	53	0	8.8	21
Miami (Fla.)	4	28	1	7.0	16
NC State	1	5	0	5.0	5
Georgia	4	43	0	10.7	24
Vanderbilt	3	32	0	10.6	20
2024 Total	62	702	3	11.3	52
Career	136	1,491	7	11.0	55

• Rutherford also ranks 14th in Georgia Tech history with 1,491 career receiving yards and needs just 148 yards to crack into Tech's all-time top 10.

• Like at running back, Georgia Tech has a treasure trove of depth in its wide receivers room, led by r-Sr. Eric Rivers.

• Rivers, a transfer from Florida International, was a third-team *Associated Press* All-American at FIU last season, when he caught 62 passes for 1,162 yards (18.9 avg.) and 12 touchdowns.

• This season, Rivers was named second-team preseason all-America by *The Sporting News* and *Phil Steele College Football Preview*.

• Returning to the Yellow Jackets at wideout in 2025 are sophomores **Bailey Stockton** and **Isiah Canion**, who combined for 23 catches for 289 yards last season (17-206 for Stockton, 6-83 for Canion).

• The Jackets also added Rivers' former FIU teammate **Dean Patterson**. Patterson was a second-team all-Conference USA selection in 2024 after catching 50 passes for 685 yards and seven touchdowns last season.

OFFENSE

TIGHT ENDS

• While previous years' statistics might not jump off the page, Georgia Tech also boasts great experience and depth at the tight end position in 2025.

• Tech's top four tight ends — redshirt seniors **Josh Beetham, J.T. Byrne** and **Brett Seither** and redshirt freshman **Luke Harpring** — have combined to play in 85 games over 16 collegiate seasons.

GEORGIA TECH TIGHT ENDS EXPERIENCE

Player	Seasons	Games Played
Brett Seither (r-Sr.)	6	40
Josh Beetham (r-Sr.)	5	21
J.T. Byrne (r-Sr.)	4	21
Luke Harpring (r-Fr.)	1	4
Totals	16	85

• Seither returns in 2025 after sustaining a season-ending knee injury during fall camp in 2024.

• In 2023, Seither was one of QB **Haynes King's** favorite red zone targets, finishing with four touchdown receptions among his seven total catches for 101 yards.

OFFENSIVE LINE

• Despite losing three starters on the offensive line from a season ago, offensive line remains a talented, experienced and deep position for Georgia Tech.

• The offensive linemen on the Yellow Jackets' 2025 roster have combined to play in 165 collegiate games with 107 starts.

GEORGIA TECH OFFENSIVE LINE START CHART

	Career Games	Career Starts	2024 Starts	Consec. Starts
LG Joe Fusile	35	33	13	26
RG Keylan Rutledge [^]	34	30	13	22
RT/LT Will Reed [@]	24	19	10	19
RT Malachi Carney ^{&}	24	15	13	13
LT Ethan Mackenny	15	9	—	—
C Tana Alo-Tupuala	13	—	—	—
LG/C Harrison Moore	12	1	1	—
RT Ben Galloway	8	—	—	—
TOTALS AT GT	95	56		
CAREER TOTALS	165	107		

[^] includes 22 games and 17 starts at Middle Tennessee (2022-23)

[@] includes 24 games and 19 starts at Princeton (2022-24)

[&] includes 24 games and 15 starts at South Alabama (2022-24)

• Leading the way is Sr. RG **Keylan Rutledge**, who earned first-team all-America honors from Sports Info Solutions in 2024.

• In 2025, Rutledge has been named preseason all-America by the *Associated Press* and *Phil Steele College Football Preview* (both second team).

• Rutledge's all-America recognition in 2024 came after he ranked in the top 10 offensive linemen nationally in *Sports Info Solutions'* Total Points metric, including a top-five national ranking in run-blocking Total Points.

• In pass protection, Rutledge had only two "blown blocks" in nearly 400 regular-season attempts, according to SIS.

• Rutledge was the Yellow Jackets' first first-team all-American since P Pressley Harvin III was a unanimous first-team honoree in 2020.

• Rutledge became Tech's first non-specialist to receive first-team all-America honors since Shaq Mason in 2014.

• Rutledge is the 54th first-team all-American in Georgia Tech's 132-year football history.

• Georgia Tech's nine sacks allowed last season (0.69/gm) led all Power 4 conference teams and ranked third overall nationally.

FEWEST SACKS ALLOWED — FBS, 2024

Team	Games	Sacks	Sacks/Gm	Pass Att.
New Mexico	12	5	0.42	390
Army West Point	14	6	0.42	122
Georgia Tech	13	9	0.69	412

• The nine sacks allowed in 2024 set school records for both fewest total sacks allowed and fewest sacks allowed per game.

FEWEST SACKS ALLOWED — GEORGIA TECH HISTORY*

Season	Games	Sacks	Sacks/Gm	Pass Att.
2024	13	9	0.69	412
2014	14	11	0.78	203
2005	12	10	0.83	418
2009	14	12	0.86	168

* since sacks became an official NCAA statistic in 2000

• Prior to allowing its first sack of the season on Oct. 5 of last season versus Duke, the Yellow Jackets had gone six-consecutive games overall without surrendering a sack, dating back to its season-ending win over UCF in the Union Home Mortgage Gasparilla Bowl in 2023.

• The string of six-straight games without a sack allowed doubled Georgia Tech's previous record for consecutive games without surrendering a sack.

MOST CONSECUTIVE GAMES WITH 0 SACKS ALLOWED — GEORGIA TECH HISTORY*

Games	Dates	Opponents
6	Dec. 22, 2022-Sept 21, 2024	UCF, FSU, GSU, SYR, VMI, LOU
3	Oct. 25-Nov. 8, 2014	PITT, UVA, NCSU
3	Sept. 29-Oct. 13, 2007	CLEM, MD, MIA
3	Oct. 6-29, 2005	NCSU, DUKE, CLEM
3	Nov. 9-25, 2000	UVA, MD, UGA

* since sacks became an official NCAA statistic in 2000

• Making last season's top-three national ranking in fewest sacks allowed even more impressive is the fact that Georgia Tech faced four of the top 25 and eight of the top 50 defenses in the nation in terms of sacks per game in 2024.

GT VS. TOP-50 DEFENSES IN SACKS/GM — FBS, 2024

Rank	Team	Sacks/Gm	Sacks vs. GT
4)	Duke	3.31	1
t-6)	North Carolina	3.15	0
17)	Virginia Tech	2.85	1
t-18)	Miami (Fla.)	2.77	0
29)	Georgia	2.64	1
t-30)	Louisville	2.62	0
t-37)	Notre Dame	2.50	2
48)	Florida State	2.25	0

• Dating back to the final two games of the 2022 season, Georgia Tech has not surrendered a sack in 13 of its last 28 games.

• Prior to allowing not allowing a sack in 13 of their last 28 games, the Yellow Jackets had surrendered at least one sack in 27-of-28 games.



DEFENSE

TEAM

• Georgia Tech's defense is under the direction of first-year coordinator **Blake Gideon**.

• Gideon inherits a unit that made big strides a season ago, particularly in terms of rushing and total defense.

• The Yellow Jackets allowed 122.2 rushing yards and 342.8 total yards per game in 2024, down 99.1 rushing yards and 94.3 total yards per game from what they surrendered in 2023.

GEORGIA TECH DEFENSIVE COMPARISON — 2024 vs. 2023

Category	2024	2023	Difference
Total Defense	342.8 ypg	437.1 ypg	-94.3*
Rushing Defense	122.2 ypg	221.3 ypg	-99.1^

* GT's biggest year-over-year improvement since 1988 (-102.9 ypg)

384.2 ypg allowed in '87, 281.3 ypg allowed in '88

^ GT's biggest year-over-year improvement since 1995 (-139.2 ypg)

230.4 ypg allowed in '94, 91.2 ypg allowed in '95

• Georgia Tech's rushing defense was the most improved in the nation in 2024.

MOST IMPROVED RUSHING DEFENSES — FBS, 2024

Team	2024	2023	Difference
1. Georgia Tech	122.2	221.3	-99.1
2. Louisiana Tech	135.5	232.8	-97.3
3. Indiana	80.2	156.3	-76.1
4. UCF	120.3	194.3	-74
5. Boston College	114.9	187.9	-73
6. Ole Miss	80.5	152.8	-72.3
7. Army West Point	112	176.3	-64.3
8. North Texas	195.9	255.2	-59.3
9. BYU	126.3	177.7	-51.4
10. UNLV	115	161.8	-46.8

• Tech's defense was the sixth-most improved in the nation in terms of total yards allowed per game.

MOST IMPROVED DEFENSES — FBS

Team	2024	2023	Difference
1. Indiana	256.3	394.1	-137.8
2. Louisiana Tech	308.4	418.2	-109.8
3. BYU	308.8	417.7	-108.9
4. Colorado	351.9	453.3	-101.4
5. Houston	324.8	423.9	-99.1
6. Georgia Tech	342.8	437.1	-94.3
7. Minnesota	285.7	368.4	-82.7
8. South Carolina	316.6	395.7	-79.1
9. Vanderbilt	376.5	454.9	-78.4
10. Washington	328.4	406.7	-78.3

• The Yellow Jackets' defensive improvement was also illustrated by their year-to-year jump in the national statistical rankings.

GEORGIA TECH IN NATIONAL DEFENSIVE RANKINGS — FBS, 2023-24

Category	2024 Rank	2023 Rank	Improvement
Rushing Defense	30th	128th	+98
3rd-Down Defense	22nd	105th	+83
First Downs Allowed	36th	118th	+82
Total Defense	42nd	120th	+78
Tackles for Loss	65th	110th	+45
Scoring Defense	67th	94th	+27

• The Yellow Jackets surrendered less than 100 yards on the ground in 6-of-13 games last season. The six games allowing less than 100 rushing yards were the most for Georgia Tech in any season since it held 6-of-14 opponents to less than 100 yards on the ground in 2013.

GAME-BY-GAME RUSHING DEFENSE — 2024

Date	Opponent	Rushing Yards Allowed
Aug. 24	vs. Florida State	98
Aug. 31	Georgia State	150
Sept. 7	at Syracuse	134
Sept. 14	VMI	12
Sept. 21	at Louisville	57
Oct. 5	Duke	74
Oct. 12	at North Carolina	201
Oct. 19	Notre Dame	168
Oct. 26	at Virginia Tech	99
Nov. 9	Miami (Fla.)	88
Nov. 21	NC State	253
Nov. 29	at Georgia	108
Dec. 27	vs. Vanderbilt	146

• When Georgia Tech held three-straight opponents to less than 100 rushing yards last season — Sept. 14 vs. VMI (12), Sept. 21 at Louisville (57) and Oct. 5 vs. Duke (74) — it marked the first time that Tech allowed less than 100 rushing yards in three-straight games since Oct. 19-Nov. 2, 2013 (Syracuse – 75 yds., at Virginia – 68, Pitt – minus-5).

• Prior to last season, Tech had surrendered at least 100 rushing yards in 33-consecutive games, dating back to allowing 68 yards on the ground in a 45-22 win over North Carolina on Sept. 25, 2021.

• Last season against No. 4 Miami (Fla.), Georgia Tech held the Hurricanes' top-ranked offense to season lows for points (23), yards (436), rushing yards (88), third-down conversion percentage (.300) and time of possession (25:11).

GEORGIA TECH DEFENSE vs. MIAMI — Nov. 9, 2024

Category	Nov. 9*	Miami Avg. Going in
Points Allowed	23	47.4 ppg
Yards Allowed	436	556.9 ypg
Rushing Yards Allowed	88	186.4 ypg
3rd-Down Conversion Pct.	.300	.588
Time of Possession	25:11	34:02

* all season lows for Miami

• While Georgia Tech's defense was one of the most improved units in the country in many regards last season, it will look to improve in three big areas in 2025 — turnover creation, pass rush and pass defense.

• The Yellow Jackets uncharacteristically ranked 117th out of 133 NCAA Division I FBS teams last season with just 11 takeaways (six fumble recoveries and five interceptions).

• While Georgia Tech only forced 11 turnovers last season, it has made the most of those takeaways. The Yellow Jackets scored following seven of their 11 takeaways in 2024, good for a total of 45 points off 11 turnovers (six touchdowns and one field goal).

• The half or game ended on three of Georgia Tech's four remaining possessions following takeaways. The only time that Tech either didn't score or run out the half/game following a turnover in 2024 was when it missed a field goal following a fumble recovery at North Carolina (Oct. 12).

• Prior to 2024, Tech had been one of the nation's leaders in takeaways for two-straight seasons. The Yellow Jackets tied for ninth nationally with 25 takeaways in 2023 and tied for seventh with 24 forced turnovers in 2022.

• Despite last year's atypical takeaway numbers, Georgia Tech's 61 fumble recoveries since the beginning of the 2019 season are the second-most in the nation during that span.

MOST FUMBLE RECOVERIES SINCE 2019 — FBS

1.	Notre Dame	66
2.	Georgia Tech	61
3.	Duke	60
4.	Clemson	59
5.	Tulsa	58

• Since the beginning of the 2020 season, Georgia Tech has forced an average of 2.4 turnovers per game in wins but has averaged just 0.9 takeaways per game in losses.

• Georgia Tech is also looking to improve on a pass rush that has seen it rank 122nd nationally last season (1.38 sacks per game) and 109th in 2023 (1.62 pg). The last time that the Yellow Jackets were in the top half of the FBS rankings in sacks was in 2022, when they ranked 48th nationally (2.33 pg).

• The drop in sacks over the last two seasons has likely contributed to the Jackets ranking 73rd nationally in pass efficiency defense in 2023 (133.70 opp. rating) and 100th in 2024 (140.45).

INDIVIDUAL

• Despite missing three games in the second half of last season due to injury, r-Jr. LB **Kyle Efford** has been Georgia Tech's top tackler each of the last two seasons with 81 stops in 2023 and 64 tackles in 2024.

• Efford ranked among the top 25 tacklers in the ACC last season with 6.4 stops per game, en route to third-team all-ACC selection.

• Efford has recorded double-digit tackles five times in 17 games since moving into the starting lineup midway through his redshirt freshman season in 2023.

KYLE EFFORD — GAME-BY-GAME

2022	TT-S-A	TFL	Sacks	FF	FR	INT
Ole Miss	0-0-0	0	0	0	0	0
UCF	0-0-0	0	0	0	0	0
Duke	0-0-0	0	0	0	0	0
Georgia	1-0-1	0	0	0	0	0
2022 Total	1-0-1	0	0	0	0	0
2023	TT-S-A	TFL	Sacks	FF	FR	INT
Louisville	1-1-0	0	0	0	0	0
S.C. State	7-3-4	0	0	0	0	0
Ole Miss	5-2-3	0	0	0	0	0
Wake Forest	1-0-1	0	0	0	0	0
Bowling Green	5-1-4	0	0	0	0	0
Miami (Fla.)	5-3-2	0	0	0	0	0
Boston College	6-2-4	0	0	0	0	0
North Carolina	6-3-3	0	0	0	0	0
Virginia	10-3-7	0	0	0	0	0
Clemson	7-3-4	1.0	1.0	0	0	0
Syracuse	11-5-6	0	0	0	0	1
Georgia	8-5-3	0	0	0	0	0
UCF	9-6-3	0	0	0	0	0
2023 Total	81-37-44	1.0	1.0	0	0	1
2024	TT-S-A	TFL	Sacks	FF	FR	INT
Florida State	10-1-9	0.5	0	0	0	0
Georgia State	13-5-8	1.0	0	0	0	0
Syracuse	6-5-1	1.0	1.0	0	0	0
VMI	3-1-2	1.0	0	0	0	0
Louisville	7-6-1	0	0	0	0	0
Duke	3-1-2	0	0	0	0	0
North Carolina	10-6-4	0	0	0	0	0
Notre Dame	— DID NOT PLAY —					
Virginia Tech	— DID NOT PLAY —					
Miami (Fla.)	6-2-4	1.0	1.0	0	0	0
NC State	3-3-0	1.0	1.0	0	0	0
Georgia	3-3-0	0	0	0	0	0
Vanderbilt	— DID NOT PLAY —					
2024 Total	64-33-31	5.5	3.0	0	0	0
Career	146-70-76	6.5	4.0	0	0	1

DEFENSE

- r-Sr. DL **Jordan van den Berg** returns as Georgia Tech's most-decorated defender in 2025.
- van den Berg perhaps flew under the radar in 2024 in terms of stats (23 tackles, 5.0 TFL in 13 games) but he caught the attention of the ACC's coaches and media, as well as *Pro Football Focus*.
- van den Berg was a second-team all-ACC selection in 2024, as voted on by the league's coaches and media.
- PFF ranked van den Berg as the No. 8 interior defensive lineman in the ACC against the run during the regular season (81.5 grade).
- PFF also tabbed van den Berg as the No. 10 overall interior DL in the ACC during the regular season (76.6 grade).
- Sr. DBs **Clayton Powell-Lee** and **Rodney Shelley** ranked No. 2 and No. 5 in the ACC as juniors last season in slot pass coverage by PFF. The duo allowed just one reception every 18.1 and 13.4 coverage snaps in the slot, respectively.
- Shelley and r-Sr. **Ahmari Harvey** were two of the ACC's best cornerbacks in overall pass coverage last season according to PFF. Shelley ranked 18th in conference and Harvey ranking 22nd in the league with PFF coverage grades of 71.5 and 67.2, respectively.
- Harvey also finished second on the team last season with 63 tackles from his cornerback position last season, just one shy of Efford's team-high 64 stops.
- Harvey was the only Yellow Jacket with an interception, a fumble recovery and a forced fumble in 2024.
- Powell-Lee is one of five Yellow Jackets in the last 34 games with an interception and a fumble recovery in the same contest (LB Charlie Thomas – Oct. 1, 2022 vs. Pitt, DB LaMiles Brooks – Oct. 20, 2022 vs. Virginia, Powell-Lee vs. Virginia Tech – Nov. 5, 2022, DL Kyle Kennard vs. South Carolina State - Sept. 9, 2023 and DB Jaylon King vs. Wake Forest - Sept. 23, 2023 and Virginia - Nov. 4, 2023).
- Prior to five Tech players recording an interception and a fumble recovery in the last 34 games, only two other Yellow Jackets had accomplished the feat since 2000 (Quayshawn Nealy – Oct. 19, 2013 vs. Syracuse and Nov. 8, 2014 vs. NC State and Jordan-Swilling – Nov. 4, 2017 vs. Virginia).

SPECIAL TEAMS

- As it has been since **Brent Key** took over as head coach in 2022, Georgia Tech was once again one of the nation's most prolific kick-blocking teams in 2024.

- Tech blocked five kicks (four field goals and a punt) this season, which was tied for third-most in the nation.

MOST BLOCKED KICKS — FBS, 2024

	Team	Blocked Kicks
1.	Louisville	6
	Notre Dame	6
3.	Georgia Tech	5
	Florida State	5
	UNLV	5
6.	Eastern Michigan	4
	TCU	4
	Utah	4
	NIU	4
	Indiana	4

- Since Key's first game as Georgia Tech's interim head coach on Oct. 1, 2022, the Yellow Jackets' 12 blocked kicks are the second most in the nation.

MOST BLOCKED KICKS SINCE OCT. 1, 2022
(BRENT KEY'S FIRST GAME AS GT'S HEAD COACH) — FBS

	Notre Dame	14
	Georgia Tech	12
	Miami (Ohio)	9
	Florida State	9
	Indiana	9
	Army West Point	8
	Illinois	8
	Nebraska	8
	South Carolina	8
	Eastern Michigan	7
	Louisville	7
	Tennessee	7

- Tech has finished among the top 10 nationally in blocked kicks each of the last two seasons (t-10th in 2022 - four; t-third in 2023 - four).

- Since the beginning of the 2013 season, Georgia Tech has blocked 36 kicks, which is tied for the most by an NCAA Division I FBS team during that span.

MOST BLOCKED KICKS SINCE 2013 — FBS

	Georgia Tech	36
	Army West Point	36
	Oklahoma State	35
	Notre Dame	34
	Temple	34
	Rutgers	33
	Indiana	33
	SMU	32
	Texas A&M	32
	Utah State	30
	BYU	29
	Middle Tennessee	29

- Despite having played in just 25 games as a Yellow Jacket, r-Jr. PK **Aidan Birr** already ranks seventh in Georgia Tech history with 178 career points by kicking.

CAREER POINTS BY KICKING — GT HISTORY

	Pts.	Player	Years
1.	337	Harrison Butker	2013-16
2.	322	Luke Manget	1999-2002
3.	321	Travis Bell	2004-07
4.	299	Scott Sisson	1989-92
5.	239	Scott Blair	2007-10
6.	178	Aidan Birr	2023-pres.
7.	172	David Bell	1983-86
8.	159	Johnny Smith	1977-80
9.	158	Brad Chambers	1995-98
10.	150	Ron Rice	1980-83

- Birr's 32 career field goals rank sixth in Georgia Tech history.

CAREER FIELD GOALS — GT HISTORY

	Pts.	Player	Years
1.	61	Travis Bell	2004-07
2.	60	Scott Sisson	1989-92
3.	54	Luke Manget	1999-2002
4.	43	Harrison Butker	2013-16
5.	41	Scott Blair	2007-10
6.	32	Aidan Birr	2023-pres.
	32	David Bell	1983-86
8.	29	Ron Rice	1980-83
9.	28	Johnny Smith	1977-80
	28	Thomas Palmer	1985-88

- Birr's .780 career field goal percentage (32-of-41) is tops in Georgia Tech history among kickers with at least 20 attempts.

CAREER FIELD GOAL PERCENTAGE — GT HISTORY
(MIN. 20 ATT.)

	Pct. (FG-A)	Player	Years
1.	.780 (32-41)	Aidan Birr	2023-pres.
2.	.732 (41-56)	Travis Bell	2004-07
3.	.717 (43-60)	Harrison Butker	2013-16
4.	.701 (54-77)	Luke Manget	1999-2002
5.	.700 (14-20)	Gavin Stewart	2020-23

- In last year's season opener against Florida State (Aug. 24) at Aviva Stadium in Dublin, Ireland, Birr made a 44-yard field goal as time expired to lift Georgia Tech to a 24-21 win over the 10th-ranked Seminoles.

- Birr's game-winning field goal against FSU was the first "walk-off" field goal by a Yellow Jacket since current Kansas City Chief and three-time Super Bowl champion Harrison Butker made a 24-yarder as time expired in the Yellow Jackets' 27-24 victory at Virginia Tech on Sept. 20, 2014.

- Birr's game winning field goal was only the fifth "walk-off" field goal in Georgia Tech history, and the longest.

"WALK-OFF" FIELD GOALS (SCORED WINNING POINTS ON FINAL PLAY OF GAME) — GT HISTORY

Player	Opponent	Dist.	Score	Date
Scott Sisson	Virginia	33	24-21	9/19/91
Scott Sisson	No. 21 NC State	29	16-13	10/3/92
Luke Manget	No. 16 Georgia	38	51-48	11/27/99
Harrison Butker	Virginia Tech	24	27-24	9/20/14
Aidan Birr	No. 10 Florida St.	44	24-21	8/24/24

- Birr is Georgia Tech's only returner amongst its specialists, as the Yellow Jackets will have new players occupying the roles of punter, long snapper and holder.

- UNLV transfer **Marshall Nichols** will take over the punting duties following the graduation of four-year starter David Shanahan.

- Nichols was a Ray Guy Award candidate in 2024 at UNLV, where he averaged 44.3 yards per punt.

- A transfer will also take the reins at long snapper, following the graduation of three-year starter Henry Freer. The role will be filled by either SMU transfer **Will Benton IV** or Kennesaw State transfer **Ronnie Thomas**.

MISCELLANEOUS

• Georgia Tech is one of only three ACC teams that ranked in the top 50 nationally in both total offense (35th - 424.5 ypg) and total defense (42nd - 342.8 ypg) in 2024 (along with Miami (Fla.) and SMU).

• As is often the case, turnover margin has been a strong indicator of whether Georgia Tech wins or loses over the last four-plus seasons. In their 25 wins since the beginning of the 2020 campaign, the Yellow Jackets have won the turnover battle in 18-of-25 games and are plus-38 overall in turnover margin. On the flip side, Tech has lost the turnover battle in 22 of its 35 defeats since the beginning of 2020 and is minus-33 overall in turnover margin in those 35 losses.

• Last season, Georgia Tech was plus-7 in turnover margin in its seven wins and minus-6 in its six defeats.

• Georgia Tech has one of the most veteran teams in the nation this season, as its 25 players in their final season of eligibility are tied for the 14th-most in the nation.

MOST PLAYERS IN FINAL SEASON OF ELIGIBILITY —

FBS, 2025

Colorado	38
Mississippi State	30
Oklahoma State	30
Illinois	29
Indiana	29
UAB	29
Hawai'i	28
Navy	28
Texas Tech	27
Troy	27
East Carolina	26
San Diego State	26
UTSA	26
Georgia Tech	25
Ball State	25
North Texas	25
Louisville	24
Notre Dame	24
Arizona State	23
Clemson	23

• Georgia Tech ranks 21st in NCAA Division I FBS history with 763 all-time victories.

ALL-TIME WINS — NCAA DIVISION I FBS

	Wins	Team
1.	1012	Michigan
2.	978	Ohio State
3.	974	Alabama
4.	962	Notre Dame
5.	961	Texas
6.	950	Oklahoma
7.	943	Penn State
8.	924	Nebraska
9.	892	Georgia
10.	882	USC
11.	875	Tennessee
12.	815	LSU
13.	808	Clemson
14.	804	Auburn
15.	787	West Virginia
16.	786	Texas A&M
17.	781	Washington
18.	778	Virginia Tech
19.	768	Pittsburgh
20.	766	Florida
21.	763	Georgia Tech
22.	753	Syracuse
23.	748	Navy
24.	747	Wisconsin
	747	Arkansas

• Georgia Tech won 14 games in **Brent Key's** first two full seasons as head coach (2023-24). Key's 14 wins in his first two full seasons as head coach are tied for the third-most by any Georgia Tech head coach in his first two full seasons at the helm of the Jackets.

• Of the four others that had at least 14 wins in their first two full seasons as Georgia Tech's head coach, three are in the College Football Hall of Fame.

MOST WINS IN FIRST TWO FULL SEASONS AS HEAD COACH — GT (ALL-TIME)

Wins	Coach	Years
19	Paul Johnson*	2008-09
16	William Alexander*	1920-21
14	Brent Key	2023-24
14	John Heisman*	1904-05
14	Chan Gailey	2002-03
13	Bobby Dodd*	1945-46
13	Pepper Rodgers	1974-75

* College Football Hall of Fame inductee

• Key is the fifth Georgia Tech alumnus to ever serve as the Yellow Jackets' football head coach, joining William Alexander (1920-44), Bill Fulcher (1972-73), Pepper Rodgers (1974-79) and Bill Curry (1980-86).

• Since the beginning of the 2014 season, Georgia Tech has played games in eight different National Football League stadiums (Mercedes-Benz Stadium - Atlanta; Bank of America Stadium - Carolina; Ford Field - Detroit; TIAA Bank Field - Jacksonville; Hard Rock Stadium - Miami; Lincoln Financial Field - Philadelphia; Acrisure Stadium - Pittsburgh; Raymond James Stadium - Tampa Bay), which is tied for the fifth-most NFL stadiums that any college football team has played in during that span.

MOST NFL STADIUMS PLAYED IN

BY COLLEGE FOOTBALL TEAMS (SINCE 2014)

17 – Notre Dame – Arizona, Atlanta, Baltimore, Carolina, Chicago, Dallas, Indianapolis, Jacksonville, Las Vegas, Los Angeles (Coliseum), Miami, New York, New Orleans, Philadelphia, Pittsburgh, Tennessee, Washington

10 – Clemson – Arizona, Atlanta, Carolina, Dallas, Jacksonville, Miami, New Orleans, Pittsburgh, San Francisco, Tampa Bay

10 – Wisconsin – Carolina, Chicago, Dallas, Green Bay, Houston, Indianapolis, Las Vegas, Miami, San Diego, Tampa Bay

9 – BYU – Arizona, New England, Kansas City, Las Vegas, Los Angeles (Coliseum), New Orleans, San Diego, Tampa Bay, Washington

8 – Georgia Tech – Atlanta, Carolina, Detroit, Jacksonville, Miami, Philadelphia, Pittsburgh, Tampa Bay

8 – Alabama – Arizona, Atlanta, Dallas, Indianapolis, Miami, New Orleans, San Francisco, Tampa Bay

8 – LSU – Atlanta, Arizona, Green Bay, Houston, Las Vegas, New Orleans, Tampa Bay, Tennessee

8 – Maryland – Baltimore, Carolina, Detroit, Philadelphia, San Francisco, Tampa Bay, Tennessee, Washington

8 – Navy – Baltimore, Jacksonville, New England, New York, Philadelphia, San Diego, Tampa, Washington

8 – Texas A&M – Carolina, Dallas, Denver, Houston, Jacksonville, Las Vegas, Miami, Tennessee

8 – Cincinnati – Atlanta, Cincinnati, Dallas, Kansas City, Miami, Philadelphia, Pittsburgh, Tampa Bay

7 – Florida State – Atlanta, Carolina, Dallas, Miami, New Orleans, Pittsburgh, Tampa Bay

7 – Georgia – Atlanta, Carolina, Indianapolis, Jacksonville, New Orleans, Miami, Los Angeles (SoFi)

7 – Ohio State – Airzona, Atlanta, Baltimore, Dallas, Indianapolis, Miami, New Orleans

7 – Tennessee – Atlanta, Carolina, Jacksonville, Miami, Pittsburgh, Tampa Bay, Tennessee

2025 PRESEASON HONORS

PRESEASON ALL-AMERICA (Associated Press)

Sr. OL Keylan Rutledge (second team)

PRESEASON ALL-AMERICA (The Sporting News)

r-Sr. WR Eric Rivers (second team)

PRESEASON ALL-AMERICA

(Phil Steele College Football Preview)

r-Sr. WR Eric Rivers (second team)

Sr. OL Keylan Rutledge (second team)

PRESEASON ALL-ACC

r-Sr. RB Jamal Haynes

Sr. OL Keylan Rutledge

MAXWELL AWARD WATCH LIST (Player of the Year)

r-Sr. RB Jamal Haynes

r-Sr. QB Haynes King

WALTER CAMP PLAYER OF THE YEAR

WATCH LIST (Player of the Year)

r-Sr. RB Jamal Haynes

BEDNARIK AWARD WATCH LIST

(Defensive Player of the Year)

r-Jr. LB Kyle Efford

DAVEY O'BRIEN AWARD WATCH LIST

(Quarterback)

r-Sr. QB Haynes King

MANNING AWARD WATCH LIST (Quarterback)

r-Sr. QB Haynes King

JOHNNY UNITAS GOLDEN ARM AWARD

WATCH LIST (Quarterback)

r-Sr. QB Haynes King

DOAK WALKER AWARD WATCH LIST

(Running Back)

r-Sr. RB Jamal Haynes

BILETNIKOFF WATCH LIST (Wide Receiver)

r-Sr. WR Eric Rivers

OUTLAND TROPHY WATCH LIST (Interior Lineman)

Sr. OL Keylan Rutledge

LOMBARDI AWARD WATCH LIST

(Lineman/Linebacker)

Sr. OL Keylan Rutledge

SENIOR BOWL TOP 300 LIST

r-Sr. RB Jamal Haynes

r-Sr. QB Haynes King

Sr. OL Keylan Rutledge

AFCA GOOD WORKS TEAM NOMINEE

(Community Service)

r-Sr. QB Haynes King

WUERFFEL TROPHY WATCH LIST

(Community Service)

r-Sr. QB Haynes King

DODD TROPHY WATCH LIST (Coach)

Head coach Brent Key

DEPTH CHART

OFFENSE

LEFT TACKLE

78	ETHAN MACKENNY.....6-5.....310 r-So.
69	Josh Petty6-5.....285 Fr.
or	71 Peyton Joseph.....6-4.....305 Fr.

LEFT GUARD

67	JOE FUSILE.....6-4.....305 r-Sr.
51	Kevin Peay, Jr.6-4.....310 Fr.
or	71 Peyton Joseph.....6-4.....305 Fr.

CENTER

52	HARRISON MOORE6-5.....300 So.
or	58 TANA ALO-TUPUOLA6-2.....325 So.
70	Jameson Riggs.....6-5.....310 r-Fr.

RIGHT GUARD

77	KEYLAN RUTLEDGE6-4.....330 Sr.
66	Will Reed.....6-5.....310 r-Sr.

RIGHT TACKLE

72	MALACHI CARNEY.....6-4.....335 r-Jr.
70	Jameson Riggs.....6-5.....310 r-Fr.
or	69 Josh Petty6-5.....285 Fr.

TIGHT END

88	J.T. BYRNE.....6-5.....265 r-Sr.
or	15 LUKE HARPRING.....6-3.....240 r-Fr.
or	17 JOSH BEETHAM.....6-5.....255 r-Sr.
or	80 BRETT SEITHER.....6-5.....240 r-Sr.

WIDE RECEIVER

8	MALIK RUTHERFORD.....5-9.....170 r-Sr.
7	Bailey Stockton.....5-11185 r-So.
or	85 Jordan Allen.....5-9.....180 Fr.

WIDE RECEIVER

3	ERIC RIVERS.....5-11180 r-Sr.
9	Zion Taylor.....6-0.....205 r-So.
or	6 Debron Gatling.....5-11200 r-Fr.

WIDE RECEIVER

4	ISIAH CANION.....6-4.....215 So.
11	Dean Patterson.....6-2.....200 r-Sr.

RUNNING BACK

1	JAMAL HAYNES.....5-9.....190 r-Sr.
0	Malachi Hoseney.....5-10205 Jr.
or	2 Trelain Maddox6-2.....225 r-Fr.
5	Daylon Gordon.....5-9.....190 r-Sr.
or	24 Shane Marshall.....5-11205 Fr.
or	20 J.P. Powell.....5-10.....200 Fr.

QUARTERBACK

10	HAYNES KING6-3.....215 r-Sr.
12	Aaron Philo.....6-2.....220 r-Fr.
14	Graham Knowles6-7.....230 r-Fr.

DEFENSE

END

88	A.J. HOFFLER.....6-4.....255 Jr.
24	Ronald Triplette.....6-2.....260 r-Sr.
or	55 Christian Garrett6-4.....265 Fr.

NOSE

7	AKELO STONE.....6-2.....290 r-Sr.
or	33 MATTHEW ALEXANDER..6-3.....290 r-Sr.
97	Landen Marshall6-2.....295 r-Fr.

TACKLE

99	JORDAN VAN DEN BERG..6-3.....310 r-Sr.
95	Jason Moore6-2.....300 r-Sr.
or	96 Shymeik Jones6-5.....310 r-So.

RUSH

11	BRAYDEN MANLEY.....6-2.....255 Jr.
8	Jordan Boyd6-3.....260 So.
or	98 Amontrae Bradford6-5.....255 So.

LINEBACKER

44	KYLE EFFORD6-2.....230 r-Jr.
1	Cayman Spaulding.....6-0.....220 Jr.

LINEBACKER

2	E.J. LIGHTSEY.....6-2.....235 r-Jr.
0	Melvin Jordan IV5-11230 r-Jr.
or	15 Tah'j Butler.....6-1.....230 So.

NICKEL

14	JY GILMORE5-9.....190 r-Jr.
or	16 KELVIN HILL.....5-10.....190 So.
39	Will Kiker.....6-1.....195 r-So.

STRONG SAFETY

5	CLAYTON POWELL-LEE6-2.....200 Sr.
27	Tae Harris.....5-11200 Fr.
or	22 D.J. Moore6-1.....190 r-Jr.

FREE SAFETY

9	OMAR DANIELS6-0.....195 r-Sr.
or	13 SAVION RILEY.....6-2.....215 r-Jr.

CORNERBACK

3	AHMARI HARVEY.....6-0.....195 r-Sr.
4	Daiquan White5-10.....180 Jr.
or	29 Jon Mitchell.....5-11185 r-Fr.

CORNERBACK

6	RODNEY SHELLEY5-10.....180 Jr.
23	Zachary Tobe.....6-2.....195 Jr.

SPECIALISTS

PLACE KICKER

33	AIDAN BIRR6-1.....205 r-Jr.
41	Landon Shaffer.....5-9.....190 Fr.

PUNTER

47	MARSHALL NICHOLS.....6-2.....220 Sr.
40	Joshua Taylor6-3.....220 r-So.

LONG SNAPPER

42	WILL BENTON IV.....6-1.....210 r-Sr.
or	49 RONNIE THOMAS.....5-10.....215 r-Jr.

HOLDER

47	MARSHALL NICHOLS.....6-2.....220 Sr.
40	Joshua Taylor6-3.....220 r-So.

KICKOFF RETURNER

5	DAYLON GORDON5-9.....190 r-Sr.
7	BAILEY STOCKTON5-11.....185 r-So.

PUNT RETURNER

7	BAILEY STOCKTON5-11.....185 r-So.
1	Jamal Haynes.....5-9.....190 r-Sr.

GEORGIA TECH COACHES ON GAMEDAY

ON THE FIELD

Head Coach

Brent Key — Third season (Georgia Tech, 2001)

Asst. Head Coach/Co-Offensive Coord./Quarterbacks:

Chris Weinke — Fourth season (Florida State, 2000)

Running Backs/Run Game Coordinator:

Norv McKenzie — Third season (Vanderbilt, 2005)

Offensive Line:

Geep Wade — Third season (Chattanooga, 2002)

Wide Receivers:

Trent McKnight — Second season (Samford, 2010)

Tight Ends:

Nathan Brock — Fifth season (Ohio State, 2020)

Defensive Coordinator:

Blake Gideon — First season (Texas, 2011)

Defensive Line:

Jess Simpson — Second season (Auburn, 1993)

Outside Linebackers/Defensive Ends:

Kyle Pope — Second season (Jacksonville State, 2015)

Linebackers:

Darius Eubanks — First season (Georgia Southern, 2013)

Cornerbacks:

Kobie Jones — First season (Alabama State, 2019)

IN THE BOOTH

Offensive Coordinator:

Buster Faulkner — Second season (Valdosta State, 2005)

H-Backs:

Dylan Dockery — Second season (East Tennessee State, 2019)

Defensive Backs:

Cory Peoples — Second season (South Carolina, 2005)

PRONUNCIATION GUIDE

Student-Athletes

2	TRELAIN Maddox	TRAY-lin
3	AHMARI Harvey	ah-MAHR-ee
4	DAIQUAN White	DAY-quon
7	AKELO Stone	uh-KEE-loh
8	MALIK Rutherford	muh-LEEK
12	Aaron PHILO	FY-loh
13	SAVION Riley	SAY-vee-on
15	TAH'J Butler	TAH-jay
17	Josh BEETHAM	BEE-thum
23	Zachary TOBE	TOH-bee

39	Will KIKER	KY-ker
44	Kyle EFFORD	EE-ferd
44	Connor ROUSH	rowsh
49	CHUMA OKYOE	CHEW-muh oh-KOY-yay
55	XAVIER CANALES	X-zay-vee-er cuh-NAHL-iss
58	TANA ALO-TUPUOLA	TAN-uh AH-loh too-poo-OHL-uh
64	Ryan PURVES	purvs
67	Joe FUSILE	FEW-sill
77	KEYLAN Rutledge	KEE-lin
80	Brett SEITHER	SY-ther
86	Kevin ROCHE, Jr.	roash

87	JAMAURI Brice	juh-MAUR-ee
90	Blake BELIN	BEE-lin
96	SHYMEIK Jones	SHY-meek
98	AMONTRAE Bradford	uh-MAHN-tray

Coaches

	GEEP Wade	jeep
	Chris WEINKE	WENG-kee

2025 ROSTERS

ALPHABETICAL		
NO.	NAME	POS.
16	Grady Adamson	QB
27	Chad Alexander	RB
33	Matthew Alexander	DL
85	Jordan Allen	WR
58	Tana Alo-Tupuola	OL
32	Jayden Barr	DB
17	Josh Beetham	TE
56	Jacob Benjamin	OL
90	Blake Belin	DL
42	Will Benton IV	LS
33	Aidan Birr	PK
8	Jordan Boyd	DL
98	Amontrae Bradford	DL
87	Jamauri Brice	WR
54	Jimmy Bryson	OL
15	Tah'j Butler	LB
88	J.T. Byrne	TE
55	Xavier Canales	OL
4	Isiah Canion	WR
72	Malachi Carney	OL
38	A.J. Cheeks	DB
93	Drew Cohen	DL
35	Carrington Coombs	DL
9	Omar Daniels	DB
45	Bayler Duncan	DB
44	Kyle Efford	LB
89	Chris Elko	WR
81	Cal Faulkner	WR
31	Fenix Felton	DB
79	Jordan Floyd	OL
34	Myles Forristall	LB
91	Andre Fuller, Jr.	DL
67	Joe Fusile	OL
74	Benjamin Galloway	OL
55	Christian Garrett	DL
6	Debron Gatling	WR
14	Jy Gilmore	DB
5	Daylon Gordon	RB
18	Ben Guthrie	QB
17	Jackson Hamilton	LB
15	Luke Harpring	TE
27	Tae Harris	DB
3	Ahmari Harvey	DB
84	Evan Haynes	WR
1	Jamal Haynes	RB
16	Kelvin Hill	DB
88	A.J. Hoffer	DL
26	Ben Hollerbach	DB
0	Malachi Hosley	RB
96	Shymeik Jones	DL
0	Melvin Jordan IV	LB
71	Peyton Joseph	OL

NUMERICAL							
NO.	NAME	POS.	HT.	WT.	CL.	HOMETOWN/HIGH SCHOOL (PREVIOUS COLLEGE)	
0	Malachi Hosley	RB	5-10	205	Jr.	Columbus, Ga./Northside H.S. (Penn)	
0	Melvin Jordan IV	LB	5-11	230	r-Jr.	St. Petersburg, Fla./Clearwater Central Catholic H.S. (Oregon State)	
1	Jamal Haynes	RB	5-9	190	r-Jr.	Loganville, Ga./Grayson H.S.	
1	Cayman Spaulding	LB	6-0	220	Jr.	Lithonia, Ga./Miller Grove H.S. (Tennessee Tech)	
2	E.J. Lightsey	LB	6-2	235	r-Jr.	Fitzgerald, Ga./Fitzgerald H.S. (Georgia)	
2	Trelain Maddox	RB	6-2	225	r-Fr.	Stone Mountain, Ga./Parkview H.S.	
3	Ahmari Harvey	DB	6-0	195	r-Sr.	Tallahassee, Fla./Florida State Univ. School (Auburn)	
3	Eric Rivers	WR	5-11	180	r-Sr.	Chattanooga, Tenn./McCallie School (FIU)	
4	Isiah Canion	WR	6-4	215	So.	Warner Robins, Ga./Warner Robins H.S.	
4	Daiquan White	DB	5-10	180	Jr.	Fairburn, Ga./Creekside H.S. (Eastern Michigan)	
5	Daylon Gordon	RB	5-9	190	r-Sr.	Eastman, Ga./Dodge County H.S.	
5	Clayton Powell-Lee	DB	6-2	200	Sr.	Atlanta, Ga./Westlake H.S.	
6	Debron Gatling	WR	5-11	200	r-Fr.	Alpharetta, Ga./Milton H.S. (South Carolina)	
6	Rodney Shelley	DB	5-11	180	Sr.	Fairburn, Ga./Langston Hughes H.S.	
7	Bailey Stockton	WR	5-11	185	r-So.	Bogart, Ga./Prince Avenue Christian School	
7	Akelo Stone	DL	6-2	290	r-Sr.	Savannah, Ga./Jenkins H.S. (Ole Miss)	
8	Jordan Boyd	DL	6-3	260	So.	Beech Island, S.C./Silver Bluff H.S.	
8	Malik Rutherford	WR	5-9	170	r-Sr.	Miami, Fla./Champagnat Catholic School	
9	Omar Daniels	DB	6-0	195	r-Sr.	Moultrie, Ga./Colquitt County H.S. (Kansas State)	
9	Zion Taylor	WR	6-0	205	r-So.	Norcross, Ga./Norcross H.S.	
10	Haynes King	QB	6-3	215	r-Sr.	Longview, Texas/Longview H.S. (Texas A&M)	
11	Brayden Manley	DL	6-2	255	Jr.	Vanceboro, N.C./West Craven H.S. (Mercer)	
11	Dean Patterson	WR	6-2	200	r-Sr.	Lutz, Fla./Steinbrenner H.S. (Florida International)	
12	Aaron Philo	QB	6-2	220	r-Fr.	Bogart, Ga./Prince Avenue Christian School	
13	Savion Riley	DB	6-2	215	r-Jr.	Acworth, Ga./Kennesaw Mountain H.S. (Colorado)	
13	Rahkeem Smith	WR	5-9	180	Sr.	Baltimore, Md./Calvert Hall College H.S. (Bowling Green)	
14	Jy Gilmore	DB	5-9	190	r-Jr.	Citra, Fla./North Marion H.S. (Georgia State)	
14	Graham Knowles	QB	6-7	230	r-Fr.	Southlake, Texas/Carroll H.S.	
15	Tah'j Butler	LB	6-1	230	So.	New Orleans, La./Edna Karr H.S.	
15	Luke Harpring	TE	6-3	240	r-Fr.	Atlanta, Ga./Marist School	
16	Grady Adamson	QB	6-2	215	Fr.	Edmond, Okla./Deer Creek H.S.	
16	Kelvin Hill	DB	5-10	190	So.	Carrollton, Ga./Carrollton H.S. (UAB)	
17	Josh Beetham	TE	6-5	255	r-Sr.	Yorkville, Ill./Yorkville H.S. (Michigan)	
17	Jackson Hamilton	LB	6-0	225	r-Sr.	Woodstock, Ga./Blessed Trinity H.S. (Louisville)	
18	Ben Guthrie	QB	5-10	175	r-So.	Alpharetta, Ga./Alpharetta H.S.	
18	Troy Stevenson IV	DB	5-11	180	r-Fr.	Huger, S.C./Philip Simmons H.S.	
20	J.P. Powell	RB	5-10	200	Fr.	Colquitt, Ga./Miller County H.S.	
20	Christian Pritchett	DB	6-2	195	So.	Harvey, La./St. Augustine H.S.	
21	Elgin Sessions	DB	5-11	195	Fr.	Irmo, S.C./Dutch Fork H.S.	
22	D.J. Moore	DB	6-1	190	r-Jr.	Loganville, Ga./Archer H.S.	
23	Zachary Tobe	DB	6-2	195	Jr.	Ocoee, Fla./Ocoee H.S. (Illinois)	
24	Shane Marshall	RB	5-11	205	Fr.	Ocilla, Ga./Irwin County H.S.	
24	Ronald Triplette	DL	6-2	260	r-Sr.	Houston, Texas/Shadow Creek H.S. (UTSA)	
25	Dalen Penson	DB	5-11	175	Fr.	Peachtree City, Ga./Sandy Creek H.S.	
26	Ben Hollerbach	DB	5-10	190	r-Jr.	Savannah, Ga./Benedictine Military Academy	
27	Chad Alexander	RB	5-9	185	Jr.	Lawrenceville, Ga./Archer H.S.	
27	Tae Harris	DB	5-11	200	Fr.	Cedartown, Ga./Cedartown H.S.	
29	Jon Mitchell	DB	5-11	185	r-Fr.	Jacksonville, Fla./Mandarin H.S. (Penn State)	
30	Lawson Pritchett	LB	6-3	220	r-Fr.	Mt. Pleasant, S.C./Rabun Gap-Nacoochee (Ga.) School	
31	Fenix Felton	DB	6-1	195	Fr.	McDounough, Ga./Eagle's Landing Christian Academy	
32	Jayden Barr	DB	5-11	200	Fr.	Covington, Ga./Eastside H.S.	
33	Matthew Alexander	DL	6-3	290	r-Sr.	Buford, Ga./Buford H.S. (UCF)	

2024 ROSTERS

NO.	NAME	POS.	HT.	WT.	CL.	HOMETOWN/HIGH SCHOOL (PREVIOUS COLLEGE)	NO.	NAME	POS.
33	Aidan Birr	PK	6-1	205	r-Jr.	Kennedale, Texas/Kennedale H.S.	39	Will Kiker	DB
34	Myles Forristall	LB	6-0	230	r-So.	Cartersville, Ga./Cartersville H.S.	10	Haynes King	QB
35	Carrington Coombs	DL	6-3	240	Fr.	Buford, Ga./Hebron Christian Academy	14	Graham Knowles	QB
37	Joseph Moseley	WR	6-0	195	r-Fr.	Marietta, Ga./Marietta H.S.	2	E.J. Lightsey	LB
38	A.J. Cheeks	DB	5-10	180	r-So.	Lawrenceville, Ga./Mountain View H.S.	78	Ethan Mackenny	OL
39	Will Kiker	DB	6-1	195	r-So.	Ellijay, Ga./Gilmer County H.S.	2	Trelain Maddox	RB
40	Joshua Taylor	P	6-3	220	r-So.	Sharpsburg, Ga./Trinity Christian School	11	Brayden Manley	DL
41	Landon Shaffer	PK	5-9	190	Fr.	Dallas, Ga./East Paulding H.S.	97	Landen Marshall	DL
42	Will Benton IV	LS	6-1	210	r-Sr.	Atlanta, Ga./Westminster Schools (SMU)	24	Shane Marshall	RB
44	Kyle Efford	LB	6-2	225	r-Jr.	Dacula, Ga./Dacula H.S.	29	Jon Mitchell	DB
44	Connor Roush	TE	6-4	235	Fr.	Atlanta, Ga./Wesleyan School	22	D.J. Moore	DB
45	Bayler Duncan	DB	6-0	210	r-Fr.	Cumming, Ga./South Forsyth H.S.	52	Harrison Moore	OL
47	Marshall Nichols	P	6-2	220	Sr.	Atlanta, Ga./Holy Innocents Episcopal School (UNLV)	95	Jason Moore	DL
49	Chuma Okoye	DL	6-0	245	r-So.	Dacula, Ga./Dacula H.S.	37	Joseph Moseley	WR
49	Ronnie Thomas	LS	5-10	215	r-Jr.	Warner Robins, Ga./Houston County H.S. (Kennesaw State)	47	Marshall Nichols	P
51	Kevin Peay, Jr.	OL	6-4	310	Fr.	Lancaster, S.C./Lancaster H.S.	94	Derry Norris, Jr.	DL
52	Harrison Moore	OL	6-5	300	So.	Southlake, Texas/Carroll H.S.	49	Chuma Okoye	DL
54	Jimmy Bryson	OL	6-4	300	Fr.	Crossville, Tenn./Baylor School	11	Dean Patterson	WR
55	Xavier Canales	OL	6-4	300	Fr.	Marietta, Ga./Douglass H.S.	51	Kevin Peay, Jr.	OL
55	Christian Garrett	DL	6-4	265	Fr.	Monroe, Ga./Prince Avenue Christian School	25	Dalen Penson	DB
56	Jacob Benjamin	OL	6-4	305	r-So.	Flowery Branch, Ga./Cherokee Bluff H.S. (Army West Point)	69	Josh Petty	OL
58	Tana Alo-Tupuola	OL	6-2	325	So.	Brownsburg, Ind./IMG (Fla.) Academy	12	Aaron Philo	QB
64	Ryan Purves	OL	6-3	305	r-Jr.	Marietta, Ga./Walton H.S.	20	J.P. Powell	RB
66	Will Reed	OL	6-5	310	r-Sr.	Redmond, Wash./Eastside Catholic H.S. (Princeton)	5	Clayton Powell-Lee	DB
67	Joe Fusile	OL	6-4	305	r-Jr.	Richmond Hill, Ga./Richmond Hill H.S.	20	Christian Pritchett	DB
69	Josh Petty	OL	6-6	285	Fr.	Milton, Ga./Fellowship Christian School	30	Lawson Pritchett	LB
70	Jameson Riggs	OL	6-5	310	r-Fr.	Douglasville, Ga./Hiram H.S.	64	Ryan Purves	OL
71	Peyton Joseph	OL	6-4	305	Fr.	Fort Valley, Ga./Houston County H.S.	83	Blake Ragsdale	TE
72	Malachi Carney	OL	6-4	335	r-Jr.	Pleasant Grove, Ala./Pleasant Grove H.S. (South Alabama)	66	Will Reed	OL
74	Benjamin Galloway	OL	6-4	310	r-So.	Powder Springs, Ga./Hillgrove H.S.	70	Jameson Riggs	OL
75	Andrew Rosinski	OL	6-5	300	r-Fr.	Ball Ground, Ga./Creekview H.S. (North Carolina)	13	Savion Riley	DB
77	Keylan Rutledge	OL	6-4	330	Sr.	Royston, Ga./Franklin County H.S. (Middle Tennessee)	3	Eric Rivers	WR
78	Ethan Mackenny	OL	6-5	310	r-So.	Marietta, Ga./Lassiter H.S.	86	Kevin Roche, Jr.	TE
79	Jordan Floyd	OL	6-6	325	r-Fr.	Lilburn, Ga./Parkview H.S.	75	Andrew Rosinski	OL
80	Brett Seither	TE	6-5	240	r-Sr.	Clearwater, Fla./Clearwater Cent. Cath. H.S. (Georgia)	44	Connor Roush	TE
81	Cal Faulkner	WR	6-2	195	Fr.	Dahlonega, Ga./Lumpkin County H.S.	8	Malik Rutherford	WR
83	Blake Ragsdale	TE	6-4	240	r-Fr.	Nashville, Tenn./Montgomery Bell Academy	77	Keylan Rutledge	OL
84	Evan Haynes	WR	6-3	205	Fr.	Milton, Ga./Fellowship Christian School	80	Brett Seither	TE
85	Jordan Allen	WR	5-9	180	Fr.	Lawrenceville, Ga./Buford H.S.	21	Elgin Sessions	DB
86	Kevin Roche, Jr.	TE	6-9	255	Fr.	Darien, Conn./Darien H.S.	41	Landon Shaffer	PK
87	Jamauri Brice	WR	5-10	190	Fr.	Cartersville, Ga./Cartersville H.S.	6	Rodney Shelley	DB
88	J.T. Byrne	TE	6-5	265	r-Sr.	Carmel-by-the-Sea, Calif./Carmel H.S. (Cal)	13	Rahkeem Smith	WR
88	A.J. Hoffler	DL	6-4	255	Jr.	Atlanta, Ga./Woodward Academy	1	Cayman Spaulding	LB
89	Chris Elko	WR	6-1	205	r-So.	Roswell, Ga./Roswell H.S.	18	Troy Stevenson IV	DB
90	Blake Belin	DL	6-3	295	Fr.	Harlem, N.Y./Cardinal Hayes H.S.	7	Bailey Stockton	WR
91	Andre Fuller, Jr.	DL	6-3	240	Fr.	Grayson, Ga./Grayson H.S.	7	Akelo Stone	DL
93	Drew Cohen	DL	6-3	240	r-Fr.	Milton, Ga./Milton H.S.	40	Joshua Taylor	P
94	Derry Norris, Jr.	DL	6-4	290	Fr.	Daytona Beach, Fla./Spruce Creek H.S.	9	Zion Taylor	WR
95	Jason Moore	DL	6-2	300	r-Sr.	Hampton, Ga./Dutchtown H.S.	49	Ronnie Thomas	LS
96	Shymeik Jones	DL	6-5	310	r-So.	Camden, S.C./Camden H.S.	23	Zachary Tobe	DB
97	Landen Marshall	DL	6-2	295	r-Fr.	Andalusia, Ala./Andalusia H.S.	24	Ronald Triplette	DL
98	Amontrae Bradford	DL	6-5	255	So.	Statesboro, Ga./Statesboro H.S.	99	Jordan van den Berg	DL
99	Jordan van den Berg	DL	6-3	310	r-Sr.	Johannesburg, S. Africa/Providence Christian Academy (Penn State)	4	Daiquan White	DB

RECORD BREAKDOWN

Current Streak	Lost 2
Current Home Streak	Won 2
Current Road Streak	Lost 2
Current Neutral Streak	Lost 1
Last Win	30-29 vs NC State (11/21/24)
Last Home Win	30-29 vs NC State (11/21/24)
Last Home Loss	31-13 vs. No. 12/11 Notre Dame (10/19/24)
Last Win Away From Home	41-34 at North Carolina (10/12/24)
Last True Road Win	41-34 at North Carolina (10/12/24)
Last Loss Away from Home	35-27 vs. Vanderbilt (Birmingham Bowl) (12/27/24)
Last True Road Loss	44-42(8OT) at No. 6 Georgia (11/29/24)

Under Key

2024

Overall	18-16	7-6
Playing at home	9-7	5-1
Playing on the road	7-8	1-4
Playing at a neutral site	2-1	1-1
In bowl games	1-1	0-1
In overtime	1-1	0-1
More than 7 days to prepare	6-5	4-2

In August	2-0	2-0
In September	3-5	1-2
In October	6-5	2-2
In November	6-5	2-1
In December	1-1	0-1
In January	0-0	0-0

Outrushing opponent	14-3	6-3
When rushing for 300 yards	3-0	1-0
When rushing for 400 yards	0-0	0-0
When rushing for 500 yards	0-0	0-0
When rushing for 600 yards	0-0	0-0
Outrushed by opponent	3-13	1-3
When allowing 300 yards rushing	0-0	0-0
Rushing yards the same	1-0	0-0
Outpassing opponent	8-10	3-5
When passing for 300 yards	2-5	1-2
Outpassed by opponent	10-5	4-1
When allowing 300 yards passing	3-2	1-1
When allowing 400 yards passing	0-0	0-0

More total offense than opponent	12-6	5-4
When having 400+ total offense	8-5	4-2
When having 500+ total offense	4-1	2-1
When having 600+ total offense	1-0	0-0
Less total offense than opponent	6-10	2-2
When allowing 400+ total offense	6-10	3-2
When allowing 500+ total offense	1-3	0-1

Committing fewer turnovers	12-3	5-0
Committing more turnovers	0-9	0-4
Turnovers are even	6-4	2-2

< 30:00 of time of possession	8-4	2-3
> 30:00 of time of possession	10-12	5-3

Scoring first	12-10	6-4
Opponent scores first	6-6	1-2

Leading after the 1st quarter	9-7	3-3
Trailing after the 1st quarter	6-7	2-1
Tied after the 1st quarter	3-2	2-2
Leading at halftime	11-2	6-1
Trailing at halftime	5-14	0-5
Tied at halftime	2-0	1-0
Leading after the 3rd quarter	13-3	5-1
Trailing after the 3rd quarter	4-13	1-5
Tied after the 3rd quarter	1-0	1-0

Scoring 0-10 points	0-2	0-1
Scoring 11-20 points	0-5	0-2
Scoring 21-30 points	11-7	4-2
Scoring 31-40 points	2-1	1-0
Scoring 41-plus points	5-1	2-1

Opponent scores 0-10 points	1-0	1-0
Opponent scores 11-20 points	9-1	2-0
Opponent scores 21-30 points	6-1	3-1
Opponent scores 31-40 points	1-10	1-4
Opponent scores 41-plus points	1-4	0-1

GAMES PLAYED AND STARTS AT GEORGIA TECH

GAMES

NAME	'21	'22	'23	'24	TOT.	CONS.
M. Rutherford	3	12	13	13	41	38
C. Powell-Lee	-	12	13	13	38	38
J. Haynes	2	9	13	13	37	28
J. Fusile	-	10	13	13	36	28
R. Shelley	-	10	13	11	34	-
A. Harvey	-	9	11	13	33	16
D. Gordon	-	10	10	13	33	17
K. Efford	-	4	12	10	27	-
J. Moore	-	10	3	13	26	13
A. Birr	-	-	12	13	25	25
H. King	-	-	13	11	24	4
Q. Daniels	-	-	11	12	23	4
C. Alexander	-	-	12	10	22	4
E. Mackenny	-	-	10	5	15	5
B. Stockton	-	-	2	13	15	13
B. Seither	-	-	13	-	13	-
K. Rutledge	-	-	-	13	13	13
T. Butler	-	-	-	13	13	13
J. Hamilton	-	-	-	13	13	13
Z. Tobe	-	-	-	13	13	13
T. Alo-Tupuola	-	-	-	13	13	13
J. van den Berg	-	-	-	13	13	13
H. Moore	-	-	-	11	11	10
C. Pritchett	-	-	-	11	11	11
A. Bradford	-	-	-	10	10	5
J. Boyd	-	-	-	10	10	3
I. Canion	-	-	-	10	10	10
J. Beethum	-	-	-	10	10	5
E.J. Lightsey	-	-	-	9	9	7
C. Elko	-	-	-	9	9	8
B. Galloway	-	-	4	4	8	-
W. Kiker	-	-	-	6	6	6
D.J. Moore	-	2	4	-	6	-
Z. Taylor	-	-	-	5	5	1
L. Harpring	-	-	-	4	4	-
A. Philo	-	-	-	4	4	-
B. Hollerbach	-	-	-	3	3	-
S. Jones	-	-	-	2	2	1
T. Maddox	-	-	-	2	2	-

STARTS

NAME	'22	'23	'24	TOT.	CONS.
J. Fusile	8	13	13	34	26
J. Haynes	-	12	13	25	25
H. King	-	13	11	24	4
C. Powell-Lee	6	2	13	21	13
M. Rutherford	1	10	9	20	-
A. Harvey	-	6	13	19	14
K. Efford	-	7	10	17	-
K. Rutledge	-	-	13	13	13
E. Mackenny	-	9	1	10	1
J. van den Berg	-	-	7	7	2
R. Shelley	-	2	4	6	-
Q. Daniels	-	1	5	6	3
E.J. Lightsey	-	-	2	2	1
B. Seither	-	1	-	1	-
J. Beethum	-	-	1	1	-
H. Moore	-	-	1	1	-
T. Butler	-	-	1	1	-

CAREER HIGHS AT GEORGIA TECH

CHAD ALEXANDER

Rush Attempts: 10, twice - last at North Carolina (Oct. 12, 2024)
Rushing Yards: 61, at North Carolina (Oct. 12, 2024)
Rushing Touchdowns: 1, at North Carolina (Oct. 12, 2024)
Longest Rush: 28, at North Carolina (Oct. 12, 2024)
Receptions: 2, vs No. 12/11 Notre Dame (Oct. 19, 2024)
Receiving Yards: 18, vs No. 12/11 Notre Dame (Oct. 19, 2024)
Longest Reception: 12, vs No. 12/11 Notre Dame (Oct. 19, 2024)
Tackles: 1, 3x - last vs. No. 1 Georgia (Nov. 25, 2023)
Solo Tackles: 1 at No. 17 Miami (Oct. 7, 2023)
Fumbles Recovered: 1 at Wake Forest (Sept. 23, 2023)

JOSH BEETHAM

Receptions: 2, at Virginia Tech (Oct. 26, 2024)
Receiving Yards: 23, at Virginia Tech (Oct. 26, 2024)
Longest Reception: 17, at Virginia Tech (Oct. 26, 2024)

AIDAN BIRR

Field Goals Made: 3, 4x - last vs. NC State (Nov. 21, 2024)
Field Goal Attempts: 4 vs. No. 1 Georgia (Nov. 25, 2023)
Longest Field Goal Made: 51, at Virginia Tech (Oct. 26, 2024)

JORDAN BOYD

Tackles: 3, vs. VMI (Sept. 14, 2024)
Solo Tackles: 1, vs. VMI (Sept. 14, 2024)

AMONTRAE BRADFORD

Tackles: 1, twice - last at North Carolina (Oct. 12, 2024)
Solo Tackles: 1, vs. VMI (Sept. 14, 2024)
Blocked Kicks: 1, at Syracuse (Sept. 7, 2024)

TAH'J BUTLER

Tackles: 5 vs. VMI (Sept. 14, 2024)
Solo Tackles: 4 vs. VMI (Sept. 14, 2024)
Tackles for Loss: 1, 3x - last vs No. 12/11 Notre Dame (Oct. 19, 2024)

ISIAH CANION

Receptions: 2, twice - last vs. Vanderbilt (Dec. 27, 2024 - Birmingham Bowl)
Receiving Yards: 30, at No. 6 Georgia (Nov. 29, 2024)
Longest Reception: 30, at No. 6 Georgia (Nov. 29, 2024)

OMAR DANIELS

Tackles: 7, twice - last at No. 6 Georgia (Nov. 29, 2024)
Solo Tackles: 4, twice - last at Syracuse (Sept. 7, 2024)
Tackles for Loss: 1, 3x - last, vs No. 4 Miami (Fla.) (Nov. 9, 2024)
Pass Breakups: 1, 3x - last vs Duke (Oct. 5, 2024)

KYLE EFFORD

Tackles: 13 vs Georgia State (Aug. 31, 2024)
Solo Tackles: 6 vs. USF (Dec. 22, 2023 - Gasparilla Bowl)
Sacks: 1.0, 3x - last, vs No. 4 Miami (Fla.) (Nov. 9, 2024)
Tackles for Loss: 1.0, 3x - last at Syracuse (Sept. 7, 2024)
Pass Breakups: 1 vs. Syracuse (Nov. 18, 2023)
Interceptions: 1 vs. Syracuse (Nov. 18, 2023)

CHRIS ELKO

Receptions: 1, vs. VMI (Sept. 14, 2024)
Receiving Yards: 41, vs. VMI (Sept. 14, 2024)
Longest Reception: 41, vs. VMI (Sept. 14, 2024)
Tackles: 1, twice - last vs. Vanderbilt (Dec. 27, 2024 - Birmingham Bowl)

DAYLON GORDON

Rush Attempts: 2, vs. VMI (Sept. 14, 2024)
Rushing Yards: 5, vs. VMI (Sept. 14, 2024)
Longest Rush: 3, vs. VMI (Sept. 14, 2024)
Longest Kick Return: 12, vs. Vanderbilt (Dec. 27, 2024 - Birmingham Bowl)
Tackles: 3, at Virginia Tech (Oct. 26, 2024)
Blocked Kicks: 1 vs. Virginia (Oct. 20, 2022)

JACKSON HAMILTON

Tackles: 7, at No. 6 Georgia (Nov. 29, 2024)
Solo Tackles: 2, twice - last at No. 6 Georgia (Nov. 29, 2024)
Tackles for Loss: 1.0, at No. 19/20 Louisville (Sept. 21, 2024)

LUKE HARPRING

Receptions: 2, at North Carolina (Oct. 12, 2024)
Receiving Yards: 36, at North Carolina (Oct. 12, 2024)
Longest Reception: 27, at North Carolina (Oct. 12, 2024)

AHMARI HARVEY

Tackles: 8, 3x - last, vs No. 4 Miami (Fla.) (Nov. 9, 2024)
Solo Tackles: 6, twice - last vs No. 10 Florida State (Aug. 24, 2024)
Tackles for Loss: 1, twice - last at Virginia Tech (Oct. 26, 2024)
Fumbles Forced: 1, twice - last vs. VMI (Sept. 14, 2024)
Fumbles Recovered: 1 vs. Virginia (Oct. 20, 2022)
Pass Breakups: 2, vs. UCF (Dec. 22, 2023 - Gasparilla Bowl)
Interceptions: 1, 4x - last vs Duke (Oct. 5, 2024)

JAMAL HAYNES

Rush Attempts: 19, 3x - last at North Carolina (Oct. 12, 2024)
Rushing Yards: 170, at North Carolina (Oct. 12, 2024)
Rushing TDs: 2, twice - last at North Carolina (Oct. 12, 2024)
Longest Rush: 68, at North Carolina (Oct. 12, 2024)
Receptions: 5, twice - last vs. Vanderbilt (Dec. 27, 2024 - Birmingham Bowl)
Receiving Yards: 56 vs. Louisville (Sept. 1, 2023)
Longest Reception: 46 vs. Louisville (Sept. 1, 2023)
Receiving TDs: 1, 3x - last at No. 6 Georgia (Nov. 29, 2024)

WILL KIKER

Tackles: 2, vs. Vanderbilt (Dec. 27, 2024 - Birmingham Bowl)

HAYNES KING

Rushing Attempts: 24, at No. 6 Georgia (Nov. 29, 2024)
Rushing Yards: 150 vs. Boston College (Oct. 21, 2023)
Rushing TDs: 3, at No. 6 Georgia (Nov. 29, 2024)
Longest Rush: 71 vs. Boston College (Oct. 21, 2023)
Pass Attempts: 41 at No. 17/19 Ole Miss (Sept. 16, 2023)
Pass Completions: 29, at Syracuse (Sept. 7, 2024)
Passing Yards: 348 vs. Bowling Green (Sept. 30, 2023)
Passing TDs: 4, 3x - last vs. No. 17 North Carolina (Oct. 28, 2023)
Longest Pass: 58 at Virginia (Nov. 4, 2023)

E.J. LIGHTSEY

Tackles: 6, , vs No. 4 Miami (Fla.) (Nov. 9, 2024)
Tackles for Loss: 0.5, twice - last vs. Vanderbilt (Dec. 27, 2024 - Birmingham Bowl)
Interceptions: 1, vs. NC State (Nov. 21, 2024)

TRELAIN MADDOX

Rush Attempts: 9, vs. VMI (Sept. 14, 2024)
Rushing Yards: 53, vs. VMI (Sept. 14, 2024)
Rushing TDs: 1, vs. VMI (Sept. 14, 2024)
Longest Rush: 14, vs. VMI (Sept. 14, 2024)
Receptions: 1, at No. 19/20 Louisville (Sept. 21, 2024)
Receiving Yards: 9, at No. 19/20 Louisville (Sept. 21, 2024)
Longest Reception: 9, at No. 19/20 Louisville (Sept. 21, 2024)

D.J. MOORE

Tackles: 1 at Virginia (Nov. 4, 2023)
Solo Tackles: 1 at Virginia (Nov. 4, 2023)

JASON MOORE

Tackles: 2, 4x - last at Virginia (Nov. 4, 2023)
Solo Tackles: 1, 7x - last vs No. 12/11 Notre Dame (Oct. 19, 2024)
Sacks: 1.0, twice - last at North Carolina (Nov. 19, 2022)
Tackles for Loss: 1.0, 3x - last vs No. 12/11 Notre Dame (Oct. 19, 2024)
Fumbles Forced: 1, at Florida St. (Oct. 29, 2022)
Pass Breakups: 1, at Florida St. (Oct. 29, 2022)

AARON PHILO

Rushing Attempts: 7, vs. NC State (Nov. 21, 2024)
Rushing Yards: 57, vs. NC State (Nov. 21, 2024)
Longest Rush: 18, vs. NC State (Nov. 21, 2024)
Rushing TDs: 1, vs. NC State (Nov. 21, 2024)
Passing Attempts: 33, vs. NC State (Nov. 21, 2024)
Passing Completions: 19, vs. NC State (Nov. 21, 2024)
Passing Touchdowns: 1, vs No. 4 Miami (Fla.) (Nov. 9, 2024)
Passing Yards: 265, vs. NC State (Nov. 21, 2024)
Longest Pass: 57, at Virginia Tech (Oct. 26, 2024)

CLAYTON POWELL-LEE

Tackles: 14 at Florida State (Oct. 29, 2022)
Solo Tackles: 7 at Florida State (Oct. 29, 2022)
Tackles for Loss: 1.0, twice - last at No. 6 Georgia (Nov. 29, 2024)
Fumbles Recovered: 1, 3x - last at No. 1 Georgia (Nov. 26, 2022)
Interceptions: 1, twice - last vs. Louisville (Sept. 1, 2023)
Pass Breakups: 2 vs. Louisville (Sept. 1, 2023)
QB Hurries: 1, at Virginia Tech (Oct. 26, 2024)
Sacks: 1, at No. 6 Georgia (Nov. 29, 2024)

CHRISTIAN PRITCHETT

Tackles: 1, 3x - last at Virginia Tech (Oct. 26, 2024)

MALIK RUTHERFORD

Receptions: 8, vs Duke (Oct. 5, 2024)
Receiving Yards: 131 vs Georgia State (Aug. 31, 2024)
Longest Reception: 55 vs. Louisville (Sept. 1, 2023)
Receiving TDs: 2 vs. No. 17 North Carolina (Oct. 28, 2023)
Rushing Attempt: 2, twice - last at North Carolina (Oct. 12, 2024)
Rushing Yards: 29, vs. Vanderbilt (Dec. 27, 2024 - Birmingham Bowl)
Longest Rush: 29, vs. Vanderbilt (Dec. 27, 2024 - Birmingham Bowl)

BRETT SEITHER

Receptions: 2 vs. No. 17 North Carolina (Oct. 28, 2023)
Receiving Yards: 40 vs. No. 17 North Carolina (Oct. 28, 2023)
Receiving TDs: 2 vs. No. 17 North Carolina (Oct. 28, 2023)
Longest Reception: 35 vs. No. 17 North Carolina (Oct. 28, 2023)

RODNEY SHELLEY

Tackles: 8 at Clemson (Nov. 11, 2023)
Solo Tackles: 4 at Clemson (Nov. 11, 2023)
Blocked Kicks: 1, at Clemson (Nov. 11, 2023)
Tackles for Loss: 3.0, at Virginia Tech (Oct. 26, 2024)
Pass Breakups: 2 vs. No. 1 Georgia (Nov. 25, 2023)
Longest Punt Return: 26 vs. VMI (Sept. 14, 2024)

BAILEY STOCKTON

Receptions: 5, vs. NC State (Nov. 21, 2024)
Receiving Yards: 54, vs. NC State (Nov. 21, 2024)
Receiving TDs: 1, vs. Vanderbilt (Dec. 27, 2024 - Birmingham Bowl)
Rushing Attempts: 1, twice- last vs. Vanderbilt (Dec. 27, 2024 - Birmingham Bowl)
Rushing Yards: 7, vs. Vanderbilt (Dec. 27, 2024 - Birmingham Bowl)
Longest Rush: 7, vs. Vanderbilt (Dec. 27, 2024 - Birmingham Bowl)
Longest Reception: 27, vs No. 4 Miami (Fla.) (Nov. 9, 2024)
Longest Punt Return: 28 vs. Vanderbilt (Dec. 27, 2024 - Birmingham Bowl)
Longest Kick Return: 23 at No. 19/20 Louisville (Sept. 21, 2024)

JOSHUA TAYLOR

Punt Attempts: 1 at No. 17/19 Ole Miss (Sept. 16, 2023)
Punt Yards: 40 at No. 17/19 Ole Miss (Sept. 16, 2023)
Longest Punt: 40 at No. 17/19 Ole Miss (Sept. 16, 2023)

ZION TAYLOR

Receptions: 1, vs. Vanderbilt (Dec. 27, 2024 - Birmingham Bowl)
Receiving Yards: 1, vs. Vanderbilt (Dec. 27, 2024 - Birmingham Bowl)
Longest Reception: 1, vs. Vanderbilt (Dec. 27, 2024 - Birmingham Bowl)
Longest Kick Return: 15, vs. Duke (Oct. 5, 2024)

ZACHARY TOBE

Tackles: 7, vs. Vanderbilt (Dec. 27, 2024 - Birmingham Bowl)
Solo Tackles: 6, vs. Vanderbilt (Dec. 27, 2024 - Birmingham Bowl)
Pass Breakups: 2, vs. VMI (Sept. 14, 2024)
Tackles for Loss: 2.0, vs. Vanderbilt (Dec. 27, 2024 - Birmingham Bowl)

JORDAN VAN DEN BERG

Tackles: 3, vs Duke (Oct. 5, 2024)
Solo Tackles: 3, vs Duke (Oct. 5, 2024)
Tackles for Loss: 2.0, vs Duke (Oct. 5, 2024)
Sacks: 1.0, vs Duke (Oct. 5, 2024)



STARTING LINEUPS, ETC.

2024 OFFENSIVE STARTERS	QB	RB	WR	WR	WR	TE	LT	LG	C	RG	RT
Florida State	King	Haynes	Singleton Jr.	Lane	Rutherford	Avery	Brown	Fusile	Franklin	Rutledge	Williams
Georgia State	King	Haynes	Singleton Jr.	Rutherford	Beetham*	Hawes	Brown	Fusile	Franklin	Rutledge	Williams
Syracuse	King	Haynes	Singleton Jr.	Rutherford	Lane	Hawes	Brown	Fusile	Franklin	Rutledge	Williams
VMI	King	Haynes	Singleton Jr.	Lane	Boyd*	Hawes	Brown	Fusile	Franklin	Rutledge	Williams
Louisville	King	Haynes	Singleton Jr.	Rutherford	Goede*	Hawes	Brown	Fusile	Franklin	Rutledge	Williams
Duke	King	Haynes	Singleton Jr.	Janneh	Lane	Goede	Robinson	Fusile	Franklin	Rutledge	Williams
North Carolina	King	Haynes	Singleton Jr.	Lane	Rutherford	Avery	Robinson	Fusile	Franklin	Rutledge	Williams
Notre Dame	Pyron	Haynes	Singleton Jr.	Rutherford	Moore*	Hawes	Robinson	Fusile	Franklin	Rutledge	Williams
Virginia Tech	Pyron	Haynes	Singleton Jr.	Rutherford	Lane	Hawes	Robinson	Fusile	Franklin	Rutledge	Williams
Miami (Fla.)	King	Haynes	Singleton Jr.	Janneh Jr.	Goede*	Hawes	Robinson	Fusile	Franklin	Rutledge	Williams
NC State	King	Haynes	Singleton Jr.	Rutherford	Goede*	Hawes	Robinson	Fusile	Franklin	Rutledge	Williams
Georgia	King	Haynes	Singleton Jr.	Rutherford	Lane	Hawes	Robinson	Fusile	Franklin	Rutledge	Williams
Vanderbilt	King	Haynes	Janneh	Lane	Goede*	Hawes	Mackenney	Fusile	Franklin	Rutledge	Williams

*Tight End

2024 DEFENSIVE STARTERS	DE	DT (NOSE)	DT	DE (RUSH)	LB	LB	NIC	SS	FS	CB	CB
Florida State	Yondjouen	Biggers	Scott	Height	Efford	Tatum	Daniels	Brooks	Powell-Lee	Harvey	Burrell
Georgia State	Robinson	Biggers	Scott	Height	Efford	Tatum	Daniels	Brooks	Powell-Lee	Harvey	Burrell
Syracuse	Robinson	Biggers	Scott	Height	Efford	Tatum	Harris*	Brooks	Powell-Lee	Harvey	Burrell
VMI	Robinson	Biggers	Scott	Height	Efford	Tatum	Gibbs	Seymore	Powell-Lee	Harvey	Burrell
Louisville	Robinson	Biggers	Scott	Height	Efford	Tatum	Gibbs	Seymore	Powell-Lee	Harvey	Burrell
Duke	Robinson	Biggers	van den Berg	Height	Efford	Tatum	Gibbs	Seymore	Powell-Lee	Harvey	Burrell
North Carolina	Robinson	Biggers	van den Berg	Height	Efford	Tatum	Gibbs	Seymore	Powell-Lee	Harvey	Burrell
Notre Dame	Yondjouen	Biggers	van den Berg	Height	Butler	Tatum	Gibbs	Seymore	Powell-Lee	Harvey	Burrell
Virginia Tech	Yondjouen	Biggers	van den Berg	Height	Lightsey	Tatum	Gibbs	Seymore	Powell-Lee	Harvey	Shelley
Miami (Fla.)	Yondjouen	Biggers	van den Berg	Height	Efford	Tatum	Brooks	Seymore	Powell-Lee	Harvey	Shelley
NC State	Yondjouen	Biggers	Scott	Height	Efford	Tatum	Daniels	Brooks	Powell-Lee	Harvey	Shelley
Georgia	Yondjouen	Biggers	van den Berg	Height	Efford	Tatum	Daniels	Brooks	Powell-Lee	Harvey	Shelley
Vanderbilt	Yondjouen	Biggers	van den Berg	Harris	Lightsey	Tatum	Daniels	Brooks	Powell-Lee	Harvey	Burrell

2024 GAME INFORMATION

	TECH CAPTAINS	COIN TOSS	GT KO/REC.	GT 1ST OFF. PLAY	GT 1ST POSSESSION	OPP. 1ST POSSESSION	KICKOFF TIME	GAME LENGTH	GT HELMET	GT JERSEY	GT PANTS
Florida State	King, Franklin, Biggers, Efford	GT	ko	Haynes 14-yd Rush	TD	TD	12:09	2:59	White	White	White
Georgia State	Fusile, Rutherford, Brooks, Scott	GT	ko	Haynes 1-yd Rush	Punt	Punt	8:05	3:11	White	White	White
Syracuse	Powell-Lee, Harris Haynes, Janneh, Lane	GT	ko	Haynes -1-yd Rush	TD	TD	12:03	3:21	Gold	White	Gold
VMI	Hawes, Janneh, Burrell	VMI	ko	Haynes -7 yd Rush	Punt	Punt	3:32	3:03	Gold	White	White
Louisville	van den Berg, Boyd Harvey, Rutledge	GT	rec.	Incomplete Pass King to Singleton Jr.	Punt	Blocked FG	3:35	3:30	Gold	White	Navy
Duke	Fusile, J. Moore Freer	DUKE	rec.	Haynes 11-yd Rush	TD	Punt	8:06	3:04	Gold	White	Gold
North Carolina	Haynes, Height Singleton, Seymore	UNC	rec.	11-yd Pass King to Boyd	Punt	Fumble	12:11	3:33	White	White	Gold
Notre Dame	Scissum, Yondjouen Williams, Boyd, Brooks	GT	ko	1-yd Pass Pyron to Singleton Jr.	Punt	Punt	3:35	3:16	White	White	White
Virginia Tech	Robinson III, Gore	GT	ko	Incomplete Pass Pyron to Lane	Field Goal	Punt	12:05	3:17	Gold	White	Gold
Miami (Fla.)	Haynes, King Efford, Tatum	MIA	rec.	Singleton -1-yd Rush	TD	TD	12:08	3:33	Gold	White	Navy
NC State	Brooks, Yondjouen Williams, Boyd	NCST	rec.	5-yd pass King to Rutherford	Punt	Punt	7:36	3:35	White	White	White
Georgia	King, Williams, Efford Franklin, Scissum	UGA	rec.	Haynes 44-yd rush	FG	Punt	7:44	4:18	Gold	White	Gold
Vanderbilt	King, Williams, Efford Franklin, Scissum	VU	rec.	Incomplete Pass King to Janneh	Punt	Punt	2:35	4:20	White	White	Gold

TURNOVERS

GEORGIA TECH TAKEAWAYS

NO.	OPP.	QTR	TURNOVER	DEFENDER(S)	LED TO	PTS. OFF.
1.	GSU	1st	Fumble	Zeek Biggers (FR)/No FF	Touchdown	7
2.	VMI	1st	Fumble	Ahmari Harvey (FF)/Powell-Lee (FR)	FG	3
3.	Duke	4th	Interception	Ahmari Harvey (15-yd return)	End of Game	0
4.	UNC	1st	Fumble	Syeed Gibbs (FF)/van den Berg (FR)	Touchdown	7
5.	UNC	4th	Fumble	Trenilyas Tatum (FF)/Harvey (FR)	Missed FG	0
6.	ND	1st	Interception	Warren Burrell (27-yd return)	Touchdown	7
7.	MIA	4th	Fumble	Romello Height (FF)/van den Berg (FR)	End of Game	0
8.	NCST	1st	Interception	E.J. Lightsey (21-yd return)	Touchdown*	7
9.	NCST	2nd	Interception	Trenilyas Tatum (9-yd return)	End of Half	0
10.	NCST	4th	Interception	Romello Height (16-yd return)	Touchdown	7
11.	UGA	2nd	Fumble	Syeed Gibbs (FF)/Hamilton (FR)	FG	3
* Defensive touchdown						Points 41

GEORGIA TECH GIVEAWAYS

NO.	OPP.	QTR	TURNOVER	OFFENSIVE PLAYER	LED TO	PTS. OFF.
1.	GSU	3rd	Interception	Haynes King	Touchdown	6
2.	LOU	1st	Fumble	Haynes King	Touchdown*	7
3.	ND	4th	Interception	Zach Pyron	FG	3
4.	ND	4th	Interception	Zach Pyron	Touchdown*	7
5.	VT	3rd	Interception	Zach Pyron	Touchdown	7
6.	VT	4th	Interception	Aaron Philo	End of Game	0
7.	NCST	4th	Interception	Aaron Philo	Interception	0
8.	UGA	4th	Fumble	Haynes King	Touchdown	7
9.	Vandy	3rd	INT	Haynes King	TD	7
10.	Vandy	4th	Fumble	Malik Rutherford	TD	7
* Defensive touchdown						Points 51



DRIVES

DRIVE CHART

DISPLAYED GEORGIA TECH/OPPONENT

	Possessions	TDs	FGs Made	FGs Missed	Fum.	Int.	Safety	Punt	Downs	Half	Game	80+yard Drives	3 and Out
Florida State	7/7	3/2	1/2	1/0	0/0	0/0	0/0	2/2	0/1	0/0	0/0	1/1	2/0
Georgia State	10/10	5/1	0/2	0/0	0/1	1/0	0/0	3/3	0/2	0/1	1/0	0/1	0/2
Syracuse	10/9	4/4	0/1	1/1	0/0	0/0	0/0	4/2	1/0	0/0	0/1	0/1	2/0
VMI	13/13	8/1	1/0	0/0	0/1	0/0	0/0	3/10	0/0	0/1	1/0	0/0	1/9
Louisville	10/8	2/2	1/1	2/1	1/0	0/0	0/1	2/2	2/0	0/0	0/1	0/0	2/0
Duke	11/10	3/2	1/0	0/1	0/0	0/1	0/0	5/5	0/1	1/0	1/0	1/1	2/3
North Carolina	13/12	5/4	2/2	1/1	0/2	0/0	0/0	5/2	0/1	0/0	0/1	0/0	4/1
Notre Dame	11/11	2/3	0/1	1/1	0/0	2/1	0/0	4/2	2/1	0/1	0/1	1/0	2/1
Virginia Tech	14/15	0/3	2/0	0/1	0/0	2/0	0/0	7/10	3/0	0/0	0/1	0/0	5/7
Miami (Fla.)	11/10	4/3	0/1	0/0	0/1	0/0	0/0	5/2	0/3	1/0	1/0	1/1	4/0
NC State	13/14	2/4	3/0	0/1	0/0	1/3	0/0	5/5	1/1	1/0	0/0	0/0	2/4
Georgia	12/13	5/6	2/0	1/1	1/1	0/0	0/0	1/3	2/1	0/1	0/0	1/0	1/3
Vanderbilt	10/11	3/5	2/0	0/0	1/0	1/0	0/0	3/4	0/0	0/1	0/1	1/2	2/1
TOTALS	145/143	46/40	15/10	7/8	3/6	7/5	0/1	47/50	11/14	3/5	4/6	6/7	29/31

GEORGIA TECH SCORING DRIVES

	QTR	TD	FG	PLAYERS	PLAY	PL	YDS	TIME
1. FSU	1	X		Zach Pyron	1-yd rush	6	79	3:24
	2	X		Jamal Haynes	1-yd rush	14	75	7:53
	4	X		Jamal Haynes	2-yd rush	11	89	6:22
	4	X		Aidan Birr	44-yd FG	12	49	6:33
2. GSU	1	X		Jamal Haynes	1-yd rush	6	20	2:34
	2	X		Haynes King	2-yd rush	11	75	3:45
	3	X		Eric Singleton Jr	35-yd rush	4	65	1:59
	3	X		M. Rutherford from H. King	52-yd pass	1	52	0:08
	4	X		A. Boyd from H. King	22-yd pass	9	75	4:28
3. SYR	1	X		Haynes King	21-yd rush	10	75	4:29
	2	X		Haynes King	26-yd rush	4	75	1:40
	4	X		C. Lane from H. King	4-yd pass	12	75	3:31
	4	X		Jamal Haynes	15-yd rush	9	56	2:35
4. VMI	1	X		Aidan Birr	28-yd FG	8	50	2:14
	1	X		M. Rutherford from H. King	35-yd pass	2	50	0:41
	1	X		Zach Pyron	1-yd rush	7	73	3:13
	2	X		Zach Pyron	1-yd rush	6	55	2:41
	2	X		E. Singleton Jr. from H. King	14-yd pass	4	42	1:10
	2	X		A. Boyd from H. King	33-yd pass	5	73	0:53
	3	X		Trelain Maddox	3-yd rush	5	60	2:17
	3	X		L. Blackburn from Z. Pyron	24-yd pass	3	40	1:19
	4	X		Anthony Carrie	2-yd rush	7	65	2:05
5. LOU	1	X		Haynes King	23-yd rush	6	65	2:34
	2	X		Jamal Haynes	1-yd rush	10	75	1:52
	3	X		Aidan Birr	26-yd FG	16	67	7:22
6. Duke	1	X		Zach Pyron	2-yd rush	12	60	6:16
	2	X		Aidan Birr	23-yd FG	13	62	5:23
	4	X		J. Haynes from H. King	3-yd pass	14	85	7:07
	4	X		E. Singleton Jr. from H. King	9-yd pass	7	70	3:13
7. UNC	1	X		Chad Alexander	2-yd rush	6	38	2:50
	2	X		Aidan Birr	26-yd FG	13	66	6:26
	2	X		Haynes King	20-yd rush	8	62	3:31
	2	X		Aidan Birr	29-yd FG	5	63	0:31
	3	X		Haynes King	7-yd rush	8	67	4:19
	4	X		Jamal Haynes	4-yd rush	10	75	4:52
	4	X		Jamal Haynes	68-yd rush	2	75	0:28
8. ND	1	X		Jamal Haynes	1-yd rush	13	71	7:06
	4	X		C. Lane from Z. Pyron	6-yd pass	9	80	2:08
9. VT	1	X		Aidan Birr	34-yd FG	12	59	5:52
	2	X		Aidan Birr	51-yd FG	9	36	3:51
10. MIA	1	X		Jamal Haynes	16-yd rush	4	85	2:06
	2	X		M. Rutherford from H. King	5-yd pass	17	75	10:45
	3	X		C. Lane from A. Philo	15-yd pass	8	61	4:27
	4	X		Haynes King	5-yd rush	9	75	4:34
11. NCST	2	X		Aidan Birr	44-yd FG	10	49	4:58
	2	X		Aidan Birr	41-yd FG	11	43	6:17
	3	X		Aidan Birr	45-yd FG	7	60	3:34
	4	X		Haynes King	3-yd rush	1	3	0:04
	4	X		Aaron Philo	18-yd rush	7	75	1:08
12. UGA	1	X		Aidan Birr	31-ys FG	8	61	4:22
	2	X		Haynes King	2-yd rush	8	66	3:57
	2	X		J. Haynes from H. King	4-yd pass	11	63	2:30
	4	X		Aidan Birr	23-yd FG	18	90	10:36
	4	X		Haynes King	11-yd rush	6	75	2:41
	OT1	X		E. Singleton Jr. from H. King	12-yd pass	4	25	---
	OT2	X		Haynes King	1-yd rush	3	25	---
13. Vandy	2	X		R. Goede from H. King	2-yd pass	15	75	7:20
	2	X		Aidan Birr	43-yd FG	9	49	1:47
	3	X		Aidan Birr	33-yd FG	8	46	3:51
	4	X		J. Haynes from H. King	9-yd pass	11	75	4:56
	4	X		B. Stockton from H. King	2-yd pass	11	83	2:36

OPPONENT SCORING DRIVES

	QTR	TD	FG	PLAYERS	PLAY	PL	YDS	TIME
1. FSU	1	X	X	L. Toafili	28-yd rush	7	75	4:02
	2	X		R. Fitzgerald	52-yd FG	8	41	5:11
	2	X		R. Fitzgerald	59-yd FG	9	34	3:13
	4	X		R. Williams	1-yd rush	15	84	8:18
2. GSU	2	X		L. Rickman	21-yd FG	16	87	8:24
	3	X		L. Rickman	47-yd FG	6	45	1:27
	3	X		D. Fleming from C. Veilleux	24-yd pass	9	68	4:08
3. SYR	1	X		T. Pena from K. McCord	11-yd pass	7	75	2:39
	2	X		T. Pena from K. McCord	11-yd pass	7	70	3:18
	2	X		O. Gadsden from K. McCord	20-yd pass	9	89	4:18
	3	X		B. Denaburg	33-yd FG	15	65	6:55
	4	X		O. Gadsden from K. McCord	17-yd pass	7	32	4:01
4. VMI	4	X		E. Horne from B. Hammonds	2-yd pass	10	75	9:55
5. LOU	2	X		C. Bell from T. Shough	37-yd pass	7	71	3:30
	2	X		B. Travelstead	27-yd FG	11	75	1:52
	3	X		J. Brooks from T. Shough	57-yd pass	3	75	1:03
6. Duke	2	X		E. Pancol from M. Murphy	20-yd pass	7	50	2:48
	3	X		S. Hagans from M. Murphy	65-yd pass	1	65	0:11
7. UNC	1	X		J. Criswell	1-yd rush	3	78	1:00
	2	X		J. Jones from J. Criswell	4-yd pass	4	75	1:20
	3	X		N. Burnette	50-yd FG	9	28	3:50
	4	X		J. Criswell	1-yd rush	13	68	5:32
	4	X		N. Burnette	26-yd FG	9	56	1:01
8. ND	2	X		R. Leonard	1-yd rush	14	75	8:00
	2	X		R. Leonard	12-yd rush	5	68	2:51
	3	X		J. Love	1-yd rush	6	60	3:10
	4	X		Z. Yoakam	42-yd FG	11	32	3:59
9. VT	2	X		B. Gosnell from K. Drones	20-yd pass	4	72	1:46
	2	X		K. Drones from J. Lane	6-yd pass	9	75	3:48
	3	X		K. Drones	1-yd rush	5	42	1:46
10. MIA	1	X		E. Arroyo from C. Ward	74-yd pass	2	75	:50
	1	X		A. Borregales	41-yd FG	8	44	2:35
	3	X		I. Horton from C. Ward	8-yd pass	9	83	3:58
	4	X		Z. Restrepo from C. Ward	38-yd pass	7	78	2:17
11. NCST	1	X		C. Bailey	16-yd rush	9	75	4:51
	4	X		C. Bailey	28-yd rush	7	75	4:08
	4	X		C. Bailey	1-yd rush	6	75	2:33
	4	X		H. Smothers	53-yd rush	4	72	1:00
12. UGA	3	X		O. Delp from C. Beck	2-yd pass	6	51	2:39
	4	X		N. Frazier	1-yd rush	13	75	5:59
	4	X		D. Lovett from C. Beck	17-yd pass	8	75	1:58
	4	X		D. Lovett from C. Beck	3-yd pass	5	32	1:01
	OT1	X		L. Humphreys from C. Beck	14-yd pass	4	25	---
	OT2	X		C. Jones from C. Beck	25-yd pass	1	25	---
13. Vandy	1	X		C. Spence from D. Pavia	7-yd pass	8	87	4:40
	2	X		D. Pavia	2-yd rush	14	81	8:06
	3	X		E. Stowers from D. Pavia	3-yd pass	5	56	2:20
	4	X		Q. Skinner from D. Pavia	7-yd pass	3	11	0:49
	4	X		D. Pavia	6-yd rush	6	73	3:41

TOUCHDOWN DRIVES SUMMARY

	GT	OPP
Touchdown plays of 20-plus yards	11	13
Touchdown plays of 50-plus yards	2	4
Touchdown drives of 80-plus yards	5	5
Touchdown drives of 90-plus yards	-	-
Touchdown drives of 20 yards or less	2	1
Touchdown drives of 5:00 or more	7	6
Touchdown drives of 7:00 or more	5	4
Touchdown drives of 3:00 or less	24	16
Touchdown drives of 2:00 or less	11	11
Touchdown drives of 1:00 or less	5	5
Touchdown drives of 5 plays or less	11	12
Touchdown drives of 10 plays or more	15	6
Touchdown drives of 1 play	2	1

*does not include special teams, defensive or overtime touchdowns

BIG PLAYS

GEORGIA TECH BIG PLAYS (20+ YARDS)

* Touchdown

NO.	OPPONENT	PLAYER(S)	PLAY	DOWN-DIST	YDS
1.	Florida State	Malik Rutherford from Haynes King	Pass	1-10	42
2.		Jamal Haynes	Rush	1-10	36
3.		Chase Lane from Haynes King	Pass	2-10	20
4.		Haynes King	Rush	2-5	21
5.	Georgia State	Malik Rutherford from Haynes King	Pass	1-10	20
6.		Jamal Haynes	Rush	1-10	35
7.		Haynes King	Rush	2-10	28
8.		Eric Singleton Jr	Rush	1-10	35*
9.		Malik Rutherford from Haynes King	Pass	1-10	52*
10.		Avery Boyd from Haynes King	Pass	2-14	22*
11.		Anthony Carrie	Rush	2-6	30
12.	Syracuse	Haynes King	Rush	2-2	21*
13.		Eric Singleton Jr. from Haynes King	Pass	1-10	45
14.		Avery Boyd from Haynes King	Pass	3-6	20
15.	VMI	Chase Lane from Haynes King	Pass	1-10	22
16.		Malik Rutherford from Haynes King	Pass	1-10	35*
17.		Eric Singleton Jr. from Haynes King	Pass	1-10	50
18.		Chase Lane from Haynes King	Pass	1-10	32
19.		Avery Boyd from Haynes King	Pass	1-10	33*
20.		Leo Blackburn from Zach Pyron	Pass	2-7	24*
21.		Anthony Carrie	Rush	2-9	29
22.		Chris Elko from Aaron Philo	Pass	4-8	41
23.	Louisville	Haynes King	Rush	3-1	23*
24.		Malik Rutherford from Haynes King	Pass	1-10	45
25.		Eric Singleton Jr. from Haynes King	Pass	2-14	51
26.		Avery Boyd from Haynes King	Pass	2-10	28
27.		Haynes King	Rush	2-12	26
28.		Jackson Hawes from Haynes King	Pass	3-10	33
29.	Duke	Jamal Haynes	Rush	2-7	39
30.		Malik Rutherford from Haynes King	Pass	2-5	24
31.		Chad Alexander	Rush	1-10	22
32.	North Carolina	Chad Alexander	Rush	3-6	28
33.		Haynes King	Rush	1-10	20*
34.		Jamal Haynes	Rush	1-10	37
35.		Luke Harpring from Haynes King	Pass	2-5	27
36.		Jamal Haynes	Rush	2-3	68*
37.	Notre Dame	Jackson Hawes from Zach Pyron	Pass	3-7	20
38.		Avery Boyd from Zach Pyron	Pass	1-10	25
39.		Abdul Janneh from Zach Pyron	Pass	1-10	60
40.		Zach Pyron	Rush	4-10	20
41.		Bailey Stockton from Zach Pyron	Pass	4-7	22
42.	Virginia Tech	Eric Singleton Jr. from Aaron Philo	Pass	3-15	22
43.		Eric Singleton Jr. from Aaron Philo	Pass	1-10	57
44.		Malik Rutherford from Aaron Philo	Pass	1-10	21
45.		Isiah Canion from Aaron Philo	Pass	2-8	21
46.		Avery Boyd from Aaron Philo	Pass	1-10	24
47.	Miami (Fla.)	Jamal Haynes	Rush	2-11	65
48.		Chad Alexander	Rush	2-9	21
49.		Haynes King	Rush	1-10	30
50.		Bailey Stockton from Aaron Philo	Pass	3-18	27
51.	NC State	Jackson Hawes from Aaron Philo	Pass	2-10	20
52.		Eric Singleton from Aaron Philo	Pass	3-3	49
53.		Avery Boyd from Aaron Philo	Pass	1-10	23
54.		Eric Singleton from Aaron Philo	Pass	2-6	38
55.	Georgia	Jamal Haynes	Rush	1-10	44
56.		Malik Rutherford from Haynes King	Pass	1-10	24
57.		Ryland Goede from Haynes King	Pass	1-10	25
58.		Isiah Canion from Haynes King	Pass	1-12	30
59.		Eric Singleton Jr. from Haynes King	Pass	3-7	33
60.	Vandy	M. Rutherford from H. King	Pass	2-11	20
61.		Avery Boyd from H. King	Pass	2-7	20
62.		Jamal Haynes	Rush	1-10	24
63.		M. Rutherford	Rush	2-4	29
64.		Jamal Haynes	Rush	1-15	28

OPPONENT BIG PLAYS (20+ YARDS)

* Touchdown

NO.	OPPONENT	PLAYER(S)	PLAY	DOWN-DIST	YDS
1.	Florida State	L. Toafili	Rush	1-10	28*
2.		L. Toafili. from D.J. Ulagalelei	Pass	3-5	21
3.		J. Douglas from D.J. Ulagalelei	Pass	4-7	20
4.	Georgia State	S. Wilkerson	Rush	2-10	41
5.		T. Williams from C. Veilleux	Pass	4-2	24
6.		F. Brock	Rush	2-3	23
7.		D. Fleming from C. Veilleux	Pass	1-10	24*
8.		M. Dukes	Rush	1-15	21
9.		D. Fleming from C. Veilleux	Pass	1-10	28
10.	Syracuse	W. Nixon from K. McCord	Pass	2-4	20
11.		L. Allen from K. McCord	Pass	3-10	28
12.		T. Pena from K. McCord	Pass	1-10	21
13.		T. Pena from K. McCord	Pass	3-15	32
14.		O. Gadsdden from K. McCord	Pass	1-10	32
15.		O. Gadsdden from K. McCord	Pass	3-2	20*
16.		U. Hatcher from K. McCord	Pass	1-20	30
17.		L. Allen	Rush	2-6	24
18.	VMI	O. Sweeney from B. Hammonds	Pass	1-10	34
19.	Louisville	J. Brooks from T. Shough	Pass	1-10	42
20.		C. Bell from T. Shough	Pass	2-10	37*
21.		C. Bell from T. Shough	Pass	3-9	45
22.		J. Brooks from T. Shough	Pass	2-10	57*
23.	Duke	E. Pancol from M. Murphy	Pass	3-4	26
24.		E. Pancol from M. Murphy	Pass	1-10	30*
25.		S. Thomas	Rush	2-11	20
26.		S. Hagans from M. Murphy	Pass	1-10	65*
27.	North Carolina	K. Paysour from J. Criswell	Pass	3-5	24
28.		J. Jones from J. Criswell	Pass	1-10	53
29.		O. Hampton	Rush	1-10	71
30.		J. Shipp from J. Criswell	Pass	1-10	22
31.		J. Criswell	Rush	1-10	20
32.	Notre Dame	J. Love from R. Leonard	Pass	1-10	25
33.		J. Greathouse from R. Leonard	Pass	1-10	28
34.		J. Love	Rush	1-10	23
35.	Virginia Tech	B. Gosnell from K. Drones	Pass	1-10	31
36.		B. Gosnell from K. Drones	Pass	1-10	20
37.		B. Tuten	Rush	1-10	41
38.		S. Gosnell from K. Drones	Pass	1-10	28
39.	Miami (Fla.)	E. Arroyo from C. Ward	Pass	2-9	74*
40.		X. Restrepo from C. Ward	Pass	2-6	21
41.		J. George from C. Ward	Pass	1-10	23
42.		J. George from C. Ward	Pass	1-10	22
43.		X. Restrepo from C. Ward	Pass	1-10	38
44.	NC State	J. Waters from C. Bailey	Pass	2-9	24
45.		C. Bailey	Rush	2-4	28*
46.		C. Bailey	Rush	1-10	31
47.		K. Raphael	Rush	2-11	25
48.		H. Smothers	Rush	3-2	53*
49.		D. Collins from C. Bailey	Pass	1-10	28
50.	Georgia	A. Smith	Rush	1-10	30
51.		R. Robinson from C. Beck	Pass	2-10	21
52.		C. Jones from C. Beck	Pass	1-10	25*
53.	Vandy	L. Fouonji from D. Pavia	Pass	2-6	40
54.		Q. Skinner	Rush	1-10	22
55.		E. Stowers from D. Pavia	Pass	1-10	39

BIG PLAYS FROM SCRIMMAGE SUMMARY

RUSH/CATCH	20-29	30-39	40-49	50-59	60-69	70+	TOTAL
Malik Rutherford	6 (1/5)	1 (0/1)	2 (0/2)	1 (0/1)	-	-	10
Jamal Haynes	2 (2/0)	4 (4/0)	1 (1/0)	-	2 (2/0)	-	9
Eric Singleton Jr	1 (0/1)	3 (1/2)	2 (0/2)	3 (0/3)	-	-	9
Avery Boyd	7 (0/7)	1 (0/1)	-	-	-	-	8
Haynes King	6 (6/0)	1 (1/0)	-	-	-	-	7
Chase Lane	2 (0/2)	1 (0/1)	-	-	-	-	3
Chad Alexander	3 (3/0)	-	-	-	-	-	3
Jackson Hawes	2 (0/2)	1 (0/1)	-	-	-	-	3
Anthony Carrie	1 (1/0)	1 (1/0)	-	-	-	-	2
Bailey Stockton	2 (0/2)	-	-	-	-	-	2
Isiah Canion	1 (0/1)	1 (0/1)	-	-	-	-	2
Leo Blackburn	1 (0/1)	-	-	-	-	-	1
Chris Elko	-	-	1 (0/1)	-	-	-	1
Luke Harpring	1 (0/1)	-	-	-	-	-	1
Zach Pyron	1 (1/0)	-	-	-	-	-	1
Abdul Janneh	-	-	-	-	1 (0/1)	-	1
Ryland Goede	1 (0/1)	-	-	-	-	-	1
Totals	37 (14/23)	14 (7/7)	6 (1/5)	4 (0/4)	3 (2/1)	-	64
Opponents	33 (10/23)	10 (2/8)	5 (2/3)	3 (1/2)	1 (0/1)	2 (1/1)	55
PASSING	20-29	30-39	40-49	50-59	60-69	70+	TOTAL
Haynes King	12	6	3	3	-	-	24
Aaron Philo	7	1	2	1	-	-	7
Zach Pyron	4	-	-	-	1	-	5
Totals	23	7	5	4	1	-	40
Opponents	22	8	3	2	1	1	38

THE LAST TIME IT HAPPENED ...

TEAM

	GEORGIA TECH	OPPONENT
Scored 50 Points	Sept. 14, 2024 vs. VMI (59)	Nov. 20, 2021 by No. 6 Notre Dame (55)
Scored 50 Points, ACC Game	Nov. 28, 2020 vs. Duke (56)	Oct. 2, 2021 by Pitt (52)
Scored 35 Points, Half	Sept. 14, 2024 vs. VMI (38/1st)	Nov. 20, 2021 by No. 6 Notre Dame (45/1st)
Scored 28 Points, Quarter	Sept. 1, 2023 vs. Louisville (28/2nd)	Oct. 17, 2020 by No. 1 Clemson (2nd/35)
Scored 0 Points	Sept. 10, 2022 vs. No. 20/17 Ole Miss	Sept. 1, 2018 by Alcorn State
Scored 0 Points, Half	Oct. 7, 2023 vs. No. 17 Miami (Fla.)	Nov. 29, 2024 by No. 6 Georgia (1st)
Overcame 10-Point Deficit, Win	Dec. 22, 2023 vs. UCF (17-3)	Nov. 29, 2024 by No. 6 Georgia (17-0)
Overcame 10-Point Halftime Deficit, Win	Nov. 19, 2022 vs. No. 13/11 North Carolina (17-7)	Nov. 29, 2024 by No. 6 Georgia (17-0)
40-Point Margin of Victory	Sept. 14, 2024 vs. VMI (59-7)	Sept. 10, 2022 by No. 20/17 Ole Miss (42-0)
30-39-Point Margin of Victory	Sept. 9, 2023 vs. South Carolina State (48-13)	Sept. 5, 2022 by No. 4 Clemson (41-10)
Scored 30 Points or more, Loss	Nov. 29, 2024 at No. 6 Georgia (44-42 (80T))	Oct. 12, 2024 by North Carolina (34)
Scored fewer than 10 Points, Win	Nov. 11, 2006 at North Carolina (7-0)	Dec. 2, 2006 by Wake Forest (9-6)
7 Touchdowns	Sept. 14, 2024 vs. VMI (8)	Nov. 20, 2021 by No. 6 Notre Dame (7)
0 Touchdowns	Oct. 26, 2024 at Virginia Tech	Sept. 1, 2018 by Alcorn State
5+ Rushing Touchdowns	Oct. 12, 2024 at North Carolina (5)	Sept. 16, 2023 by No. 17/19 Ole Miss (5)
4+ Passing Touchdowns	Sept. 14, 2024 vs. VMI (4)	Oct. 23, 2021 by Virginia (4)
Interception Return for TD	Nov. 21, 2024 vs. NC State; E.J. Lightsey (21 yards) (CJ Bailey pass)	Oct. 19, 2024 by No. 12/11 Notre Dame; A. Shuler (36 yards) (Zach Pyron pass)
Fumble Return for TD	Nov. 6, 2021 at Miami (Fla.); Jaylon King (40 yds)	Sept. 21, 2024 by No. 19/20 Louisville; Ramon Puryear (0 yds)
Punt Return for TD	Sept. 10, 2009 vs. Clemson; Jerrard Tarrant (85 yards)	Oct. 12, 2024 by North Carolina; Alijah Huzzie (69 yards)
Blocked Punt Return for TD	Sept. 27, 1997 vs. Clemson Block: Ajenavi Eziemefe; Rec: D'Jay Jones	Sept. 24, 2022 by UCF Block: Jarvis Ware; Rec: Quadric Bullard
Kickoff Return for TD	Nov. 13, 2021 vs. Boston College; Jahmyr Gibbs (98-yard return)	Sept. 8, 2018 by USF; Terrence Horne (98 yards) Sept. 8, 2018 by USF; Terrence Horne (97 yards)
2 Non-Offensive TDs	Nov. 8, 2014 at NC State (INT return, fumble return)	Sept. 21, 2024 by No. 19/20 Louisville (FG Block return; Fumble return)
4 Field Goals Made	Oct. 1, 2022 at No. 24 Pitt (4)	Oct. 30, 2021 by Virginia Tech (4)
3 Field Goals Missed	Sept. 4, 2021 vs. Northern Illinois (3)	Oct. 19, 2019 by Miami (3)
5 Field Goals Attempted	Dec. 31, 2011 vs. Utah (5)	Nov. 17, 2007 by North Carolina (5)
50-yard Field Goal Made	Oct. 26, 2024 at Virginia Tech (Aidan Birr, 51 yards)	Oct. 12, 2024 by North Carolina (Noah Burnette, 50 yards)
Missed PAT	Oct. 21, 2023 by Boston College	Nov. 18, 2023 by Syracuse
Missed more than 1 PAT	Nov. 3, 2012 at Maryland (2)	Nov. 5, 1977 by Notre Dame (2)
Made 2-Point Conversion	Nov. 29, 2024 at No. 6 Georgia (M. Rutherford from H. King - OT5)	Nov. 29, 2024 by No. 6 Georgia (N. Frazier rush - OT8)
Failed 2-Point Conversion	Nov. 29, 2024 at No. 6 Georgia (H. King pass failed - OT8)	Nov. 29, 2024 by No. 6 Georgia (C. Beck rush failed - OT7)
Two+ 2-Point Conversions Att.	Nov. 29, 2024 at No. 6 Georgia (7, 6 failed)	Nov. 29, 2024 by No. 6 Georgia (8, 6 failed)
Defensive Extra Point Scored	Nov. 6, 2021 at Miami (Fla.) Juanyeh Thomas 100-yard INT return (Tyler Van Dyke pass)	None recorded
Recorded Safety	Sept. 21, 2024 at No. 19/20 Louisville QB (Tyler Shough) fell in endzone	Nov. 28, 2020 by Duke GT fumbled a punt return into the endzone
Blocked Field Goal	Oct. 26, 2024 at Virginia Tech Zeek Biggers blocked John Love's attempt	Oct. 29, 2024 by No. 12/11 Notre Dame Bryce Young blocked Aidan Birr's attempt
Blocked PAT	Nov. 5, 2022 at Virginia Tech (D'Quon Douse)	Oct. 23, 2021 at Virginia (N. Taylor)
Blocked Punt	Sept. 7, 2024 at Syracuse Amontrae Bradford blocked punt of J.Stonehouse	Sept. 24, 2022 by UCF Jarvis Ware blocked punt of David Shanahan
Blocked 2 Kicks/Punts	Sept. 7, 2024 at Syracuse (field goal/punt)	Sept. 5, 2022 by No. 4 Clemson (2 punts)
30+ First Downs	Sept. 14, 2024 vs. VMI (30)	Oct. 29, 2022 by Florida State (32)
10 (or fewer) First Downs	Nov. 27, 2021 vs. No. 1 Georgia (9)	Sept. 14, 2024 by VMI (5)
500-599 Yards Total Offense	Nov. 29, 2024 at No. 6 Georgia (563)	Sept. 7, 2024 by Syracuse (515)
600+ Yards Total Offense	Oct. 28, 2023 vs. No. 17 North Carolina (635)	Oct. 29, 2022 by Florida State (642)
< 200 Yards Total Offense	Nov. 16, 2019 vs. Virginia Tech (134)	Sept. 14, 2024 by VMI (104)
< 100 Yards Total Offense	Nov. 18, 1961 at Alabama (96)	Oct. 9, 2004 by Maryland (82)
300+ Yards Total Offense, Half	Nov. 29, 2024 at No. 6 Georgia (307/1st)	Sept. 7, 2024 by Syracuse (334/1st)
< 50 Yards Total Offense, Half	Oct. 29, 2022 at Florida State (24/1st)	Sept. 14, 2024 by VMI (35/1st)
90 Offensive Plays	Sept. 4, 2017 vs. No. 25/24 Tennessee (20T) (96)	Oct. 9, 2021 by Duke (91)
50 (or fewer) Offensive Plays	Nov. 2, 2019 vs. Pitt (50)	Sept. 21, 2024 by No. 19/20 Louisville (46)
300-399 Yards Rushing	Oct. 12, 2024 at North Carolina (371)	Oct. 21, 2023 by Boston College (308)
400+ Yards Rushing	Nov. 3, 2018 at North Carolina (461)	Aug. 29, 2019 by No. 1 Clemson (411)
50 Yards (or less) Rushing	Nov. 27, 2004 at Georgia (24)	Sept. 14, 2024 by VMI (12)
0 Yards (or less) Rushing	1968 (two times – vs. Notre Dame and Navy)	Nov. 2, 2013 by Pittsburgh (-5)
60+ Rushing Attempts	Oct. 25, 2018 at Virginia Tech (78)	Sept. 10, 2022 by No. 20/17 Ole Miss (62)
30 (or fewer) Rushing Attempts	Oct. 29, 2024 vs. No. 12/11 Notre Dame (29)	Nov. 29, 2024 by No. 6 Georgia (26)
25+ Pass Completions	Nov. 29, 2024 at No. 6 Georgia (26)	Nov. 29, 2024 by No. 6 Georgia (28)
5 (or fewer) Pass Completions	Nov. 24, 2018 at No. 5 Georgia (5)	Sept. 14, 2019 by The Citadel (1)

THE LAST TIME IT HAPPENED ...

TEAM

	GEORGIA TECH	OPPONENT
40+ Pass Attempts	Oct. 26, 2024 at Virginia Tech (48)	Nov. 29, 2024 by No. 6 Georgia (43)
10 (or fewer) Pass Attempts	Nov. 17, 2018 vs. Virginia (OT) (8)	Sept. 14, 2019 by The Citadel (4)
Threw 3 Interceptions	Nov. 11, 2023 at Clemson (4)	Nov. 21, 2024 by NC State (3)
300-399 Yards Passing	Nov. 29, 2024 at No. 6 Georgia (303)	Nov. 9, 2024 by No. 4 Miami (348)
400+ Yards Passing	Nov. 10, 2001 at Virginia (486)	Oct. 17, 2020 by No. 1 Clemson (500)
100 (or less) Yards Passing	Nov. 9, 2024 vs. No. 4 Miami (99)	Sept. 14, 2024 by VMI (92)
Completed 70 Percent of Passes	Nov. 29, 2024 at No. 6 Georgia (.703, 26-of-37)	Oct. 29, 2024 by No. 12/11 Notre Dame (.700, 21-of-30)
5+ Fumbles	Oct. 13, 2018 vs. Duke (6)	Oct. 25, 2014 by Pittsburgh (7)
4+ Fumbles Lost	Sept. 23, 2017 vs. Pittsburgh (4)	Nov. 28, 2020 by Duke (4)
5 Turnovers	Sept. 26, 2020 vs. Syracuse (5)	Sept. 23, 2023 by Wake Forest (5)
0 Turnovers	Nov. 9, 2024 vs. No. 4 Miami	Oct. 26, 2024 by Virginia Tech
10 Penalties	Sept. 23, 2023 at Wake Forest (14)	Nov. 18, 2023 by Syracuse (12)
2 (or fewer) Penalties	Sept. 16, 2023 at No. 17/19 Ole Miss (0)	Aug. 24, 2024 by No. 10 Florida State (1)
100+ Penalty Yards	Sept. 23, 2023 at Wake Forest (142)	Sept. 30, 2023 (113)
10 (or fewer) Penalty Yards	Oct. 14, 2017 vs. No. 11/10 Miami (6)	Aug. 24, 2024 by No. 10 Florida State (10)
10 Punts	Oct. 20, 2022 vs. Virginia (10)	Oct. 26, 2024 by Virginia Tech (10)
0 Punts	Sept. 9, 2023 vs. South Carolina State	Oct. 29, 2022 by No. 10 Florida State
10 Third-Down Conversions	Sept. 16, 2023 at No. 17/19 Ole Miss (11)	Sept. 7, 2024 by Syracuse (10)
2+ Fourth-Down Conversions	Oct. 29, 2024 vs. No. 12/11 Notre Dame (3-of-5)	Oct. 29, 2024 by No. 12/11 Notre Dame (3-of-4)
4 Fourth-Down Attempts	Oct. 26, 2024 at Virginia Tech (1-of-5)	Nov. 9, 2024 by No. 4 Miami (1-of-4)
37:00 or higher TOP	Nov. 29, 2024 at No. 6 Georgia (37:11)	Sept. 30, 2023 by Bowling Green (42:45)
15 Tackles for Loss	Sept. 1, 2007 at Notre Dame (19)	None Recorded
10 Sacks	Oct. 9, 1993 vs. Maryland (11)	None Recorded
5 Players to Score TD	Sept. 14, 2024 vs. VMI (7)	Nov. 29, 2024 by No. 6 Georgia (5)
4 Players to Rush for TD	Oct. 9, 2020 vs. Louisville (4)	Sept. 16, 2023 by No. 17/19 Ole Miss (4)
3 Players to Catch TD Pass	Sept. 14, 2024 vs. VMI (4)	Nov. 29, 2024 by No. 6 Georgia (4)
2 Players to Throw TD Pass	Nov. 9, 2024 vs. No. 4 Miami (1 - Haynes King; 1 - Aaron Philo)	Sept. 5, 2022 by No. 4 Clemson (1 - DJ Uiagalelei; 1 - Cade Klubnik)
15-Play+ Touchdown Drive	Nov. 9, 2024 vs. No. 4 Miami (17)	Aug. 24, 2024 by No. 10 Florida State (15)
8-Minute+ Touchdown Drive	Nov. 9, 2024 vs. No. 4 Miami (10:45)	Oct. 29, 2024 by No. 12/11 Notre Dame (8:00)
90-Yard+ Touchdown Drive	Nov. 12, 2022 vs. Miami (99)	Dec. 22, 2023 by UCF (98)
1-Play Touchdown Drive	Aug. 31, 2024 vs. Georgia State (M. Rutherford from H. King - 52-yd pass)	Oct. 5, 2024 by Duke (S. Hagans from M. Murphy - 65-yd pass)
TD on First Offensive Play of Game	Sept. 30, 2023 vs. Bowling Green (E. Singleton 53-yd pass from H. King)	Nov. 19, 2022 by No. 11/13 North Carolina (E. Green 80-yd rush)
Won an Overtime Game	Oct. 8, 2022 vs. Duke (OT) (23-20)	Nov. 29, 2024 by No. 6 Georgia (80T) (44-42)
Game Won on Final Play	Aug. 24, 2024 vs. Florida State (Dublin, Ireland) (Aidan Birr 44-yard FG)	Nov. 29, 2024 by No. 6 Georgia (N. Frazier 2-yd rush in 8th overtime)

BOTH TEAMS COMBINED

90 Points	Oct. 5, 2018 at Louisville (97) (66-31)	6 Field Goals	Nov. 17, 2018 vs. Virginia (OT) (6)
100+ Rushing Attempts	Oct. 9, 2021 at Duke (101)	5 Fumbles Lost	Sept. 23, 2017 vs. Pittsburgh (5)
20 (or fewer) Points	Nov. 28, 2015 vs. Georgia (20) (13-7)	4 Field Goals Missed	Oct. 20, 2012 vs. Boston College (4)
60 (or fewer) Rushing Att.	Sept. 9, 2006 vs. Samford (51)	10 Turnovers	Nov. 17, 1990 at Wake Forest (10)
10 (or fewer) Points	Nov. 11, 2006 at North Carolina (7) (7-0)	8 Field Goals Att.	Nov. 17, 2007 vs. North Carolina (8)
700+ Yards Passing	Oct. 2, 2021 by Pitt (758)	0 Turnovers	Sept. 7, 2024 at Syracuse
50 Points in a Half	Oct. 2, 2021 by Pitt (56)	50 First Downs	Nov. 29, 2024 at No. 6 Georgia (52)
150 (or fewer) Passing Yds.	Nov. 3, 2012 at Maryland (146)	20 Penalties	Oct. 29, 2022 at Florida State (22)
0 Points in a Half	Nov. 11, 2006 at North Carolina (2nd)	25 (or fewer) First Downs	Oct. 18, 2008 at Clemson (24) (12-12)
50 Pass Completions	Nov. 29, 2024 at No. 6 Georgia (54)	5 (or fewer) Penalties	Aug. 24, 2024 vs No. 10 Florida State (4)
30 Points in a Quarter	Nov. 29, 2024 at No. 6 Georgia (31/4th)	1,000+ Yards Total Offense	Oct. 28, 2023 vs. No. 17 North Carolina (1,212)
20 (or fewer) Completions	Sept. 14, 2019 vs. The Citadel (8)	200 Penalty Yards	Oct. 29, 2022 at Florida State (211)
10+ Touchdowns	Nov. 29, 2024 at No. 6 Georgia (11)	500 Yds (or fewer) Total Off.	Oct. 22, 2011 at Miami (473)
90 Pass Attempts	Oct. 26, 2002 vs. Virginia (101)	25 (or fewer) Penalty Yards	Oct. 22, 2011 at Miami (15)
0 Touchdowns	Dec. 2, 2006 vs. Wake Forest	160+ Offensive Plays	Sept. 19, 2020 vs. No. 14 UCF (173)
30 (or fewer) Pass Att.	Sept. 14, 2019 vs. The Citadel (17)	15+ Punts	Oct. 26, 2024 at Virginia Tech (17)
5 Touchdowns in a Quarter	Oct. 28, 2023 vs. No. 17 North Carolina (5/2nd)	120 (or fewer) Off. Plays	Sept. 21, 2024 at No.19/20 Louisville (115)
5 Passes Intercepted	Nov. 11, 2023 at Clemson (5)	0 Punts	Dec. 5, 2009 vs. Clemson
8 Touchdowns in a Half	Oct. 2, 2021 by Pitt (8/1st)	600+ Yards Rushing	Oct. 28, 2023 vs. No. 17 North Carolina (615)
10 Fumbles	Oct. 13, 2018 vs. Duke (10)	10 Sacks	Nov. 10, 2007 at Duke (10)
		150 (or fewer) Rushing Yds.	Nov. 19, 2005 at Miami (150)

THE LAST TIME IT HAPPENED ...


INDIVIDUAL

	GEORGIA TECH	OPPONENT
30+ Rushing Attempts	Oct. 25, 2018 at Virginia Tech, Tobias Oliver (40)	Nov. 6, 2021 by Miami (Fla.), Jaylan Knighton (32)
150-199 Yards Rushing	Oct. 12, 2024 at North Carolina, Jamal Haynes (170)	Nov. 25, 2023 by No. 1 Georgia, Kendall Milton (156)
200+ Yards Rushing	Oct. 25, 2018 at Virginia Tech, Tobias Oliver (215)	Aug. 29, 2019 by No. 1 Clemson, Travis Etienne (205)
50+ Pass Attempts	Oct. 6, 2005 vs. NC State, Reggie Ball (53)	Oct. 5, 2019 by North Carolina, Sam Howell (51)
40+ Pass Attempts	Sept. 16, 2023 vs. No. 17/19 Ole Miss, Haynes King (41)	Nov. 29, 2024 by No. 6 Georgia, Carson Beck (43)
25+ Pass Completions	Dec. 27, 2024 vs. Vanderbilt, Haynes King (25)	Nov. 29, 2024 by No. 6 Georgia, Carson Beck (28)
Threw 3 Interceptions	Nov. 11, 2023 at Clemson, Haynes King (4)	Nov. 21, 2024 by NC State, CJ Bailey (3)
300-399 Yards Passing	Nov. 29, 2024 at No. 6 Georgia, Haynes King (303)	Sept. 7, 2024 at Syracuse, Kyle McCord (381)
400+ Yards Passing	Nov. 10, 2001 at Virginia, George Godsey (486)	Oct. 17, 2020 by No. 1 Clemson, Trevor Lawrence (404)
Rushed & Passed for 100+ Yds.	Nov. 29, 2024 at No. 6 Georgia, Haynes King (110/303)	Oct. 21, 2023 vs. Boston College, Haynes King (128/255)
Rushed & Received for 100+ Yds.	Nov. 14, 2013 at Clemson Robert Godhigh (126/203)	Oct. 30, 1997 by North Carolina J. Linton (138/137)
300-399 Yards Total Offense	Oct. 19, 2024 vs No. 12/11 Notre Dame, Zach Pyron (314)	Nov. 29, 2024 by No. 6 Georgia, Carson Beck (307)
400+ Yards Total Offense	Nov. 29, 2024 at No. 6 Georgia, Haynes King (413)	Oct. 6, 2012 by Clemson, Tajh Boyd (460)
10+ Receptions	Oct. 7, 2024 vs. Maryland, Calvin Johnson (10)	Oct. 7, 2023 by No. 17 Miami (Fla.), Xavier Restrepo (12)
100-199 Yards Receiving	Sept. 21, 2024 at No. 19/20 Louisville, Malik Rutherford (113)	Sept. 21, 2024 by No. 19/20 Louisville, Ja'Corey Brooks (125)
200+ Yards Receiving	Oct. 4, 2008 vs. Duke, Demaryius Thomas (230)	Nov. 6, 2021 by Miami (Fla.), Charleston Rambo (210)
4+ Touchdowns Scored	Sept. 4, 2017 vs. No. 25/24 Tennessee (20T) TaQuon Marshall (5)	Sept. 4, 2017 by No. 25/24 Tennessee (20T) John Kelly (4)
3+ Touchdowns Rushing	Nov. 29, 2024 at No. 6 Georgia Haynes King (3)	Nov. 13, 2021 by Boston College Phil Jurkovec (3)
3+ Touchdowns Receiving	Sept. 11, 2004 vs. Clemson, Calvin Johnson (3)	Nov. 29, 2008 by Georgia, Mohamed Massaquoi (3)
4+ Touchdowns Passing	Oct. 28, 2023 vs. No. 17 North Carolina, Haynes King (4)	Nov. 29, 2024 by No. 6 Georgia, Carson Beck (5)
Rushing & Receiving TDs	Nov. 18, 2023 vs. Syracuse, Jamal Haynes (1/1)	Oct. 14, 2017 by No. 11/10 Miami, Travis Homer (1/1)
Rushing & Passing TDs	Nov. 29, 2024 at No. 6 Georgia, Haynes King (3/2)	Dec. 27, 2024 by Vanderbilt, Diego Pavia (2/3)
Passing & Receiving TDs	Nov. 17, 2007 vs. North Carolina Taylor Bennett (1/1)	Nov. 18, 2017 by Duke Shaun Wilson (1/2)
3 Field Goals	Dec. 22, 2023 vs. UCF Aidan Birr (3-of-3)	Sept. 1, 2023 by Louisville Brock Travelstead (4-of-4)
4+ Field Goals	Oct. 1, 2022 at No. 24 Pitt Gavin Stewart (4-of-4)	Sept. 1, 2023 by Louisville Brock Travelstead (4-of-4)
5 Field Goal Attempts	Sept. 1, 2007 vs. Notre Dame Travis Bell (5)	Oct. 30, 2021 by Virginia Tech John Parker Romo (5)
Made a 50-yard Field Goal	Oct. 26, 2024 at Virginia Tech (Aidan Birr, 51 yards)	Oct. 12, 2024 by North Carolina (Noah Burnette, 50 yards)
Attempted a 60-yard Field Goal	Sept. 4, 2021 vs. Northern Illinois Gavin Stewart (60/miss)	Nov. 17, 2007 by North Carolina Connor Barth (63/miss)
10+ Punts	Oct. 20, 2022 vs. Virginia, David Shanahan (10)	Oct. 26, 2024 by Virginia Tech Peter Moore (10)
60-69 yard Punt	Sept. 7, 2024 at Syracuse, David Shanahan (61)	Dec. 27, 2024 by Vanderbilt, Jesse Mirco (69)
70-yard+ Punt	Oct. 9, 2021 at Duke David Shanahan (71)	Sept. 4, 2017 by No. 25/24 Tennessee (20T) Trevor Daniel (70)
100+ Punt Return Yards	Aug. 31, 2002 vs. Vanderbilt, Kelley Rhino (110)	None recorded
70-89 yard Punt Return	Sept. 10, 2009 vs. Clemson Jerrard Tarrant (85 TD)	Sept. 23, 2017 by Pittsburgh Quadree Henderson (80 TD)
Punt Return for a Touchdown	Sept. 10, 2009 vs. Clemson, Jerrard Tarrant	Oct. 12, 2024 by North Carolina (Alijah Huzzie)
90-yard+ Kickoff Return	Nov. 24, 2018 at No. 5 Georgia Juanyeh Thomas (100 TD)	Sept. 8, 2018 by USF Terrence Horne (98 TD, 97 TD)
Kickoff Return for a Touchdown	Nov. 13, 2021 vs. Boston College Jahmyr Gibbs (98 TD)	Sept. 8, 2018 by USF Terrence Horne (98 TD, 97 TD)
70-yard+ Interception Return	Aug. 31, 2013 vs. Elon, Tyler Marcordes (95)	Nov. 12, 2022 by Miami, Kamren Kinchens (99)
15+ Tackles	Nov. 5, 2022 at Virginia Tech, Charlie Thomas (16)	Oct. 13, 2018 by Duke, Joe Giles-Harris (15)
30+ Sacks	Sept. 23, 2023 at Wake Forest, Kyle Kennard (4.0)	Oct. 12, 2019 by Duke, Victor Dimukeje (3.0)
2+ Interceptions	Sept. 11, 2021 vs. Kennesaw State, Charlie Thomas (2)	Oct. 21, 2023 by Boston College, Elijah Jones (2)
2+ Fumble Recoveries	Oct. 5, 2018 at Louisville, Charlie Thomas (2)	Nov. 21, 2019 by NC State, Larrell Murchison (2)
2+ Forced Fumbles	Nov. 18, 2023 vs. Syracuse, Paul Moala (2)	Nov. 20, 2021 by No. 6 Notre Dame, Isaiah Foskey (2)

TWO PLAYERS

	GEORGIA TECH	OPPONENT
2 100-yard Rushers	Oct. 12, 2024 at North Carolina Jamal Haynes (170) and Haynes King (107)	Oct. 21, 2023 by Boston College Kye Robichaux (165) and Thomas Castellanos (128)
2 100-yard Receivers	Sept. 10, 2005 vs. North Carolina Damarius Bilbo (131) and Calvin Johnson (114)	Dec. 22, 2023 by UCF RJ Harvey (120) and Javon Baker (173)
100-yard Rusher & Receiver	Sept. 8, 2018 TaQuon Marshall (113) and Clinton Lynch (111)	Oct. 29, 2022 by Florida State Trey Benson (111) and Johnny Wilson (111)
250 Comb. Yards Rushing	Oct. 12, 2024 at North Carolina Jamal Haynes and Haynes King (277)	Oct. 21, 2023 by Boston College Kye Robichaux and Thomas Castellanos (290)
250 Comb. Yards Receiving	Jan. 1, 2007 vs. West Virginia Calvin Johnson and James Johnson (254)	Oct. 23, 2021 by Virginia Dontayvion Wicks and Keytaon Thompson (257)
20 Comb. Receptions	Nov. 10, 2001 at Virginia Will Glover and Kerry Watkins (21)	Oct. 26, 2013 by Virginia Darius Jennings and Tim Smith (23)






NO. 10 FLORIDA STATE

21

0-1, 0-1



GEORGIA TECH

24

1-0, 1-0

Game 1 • Aug. 24, 2024 • Dublin, Ireland • Aviva Stadium (47,000)

SCORING SUMMARY

	1	2	3	4	F
Florida State	8	6	0	7	21
Georgia Tech	7	7	0	10	24

1st	10:58	FSU	L. Toafili 28 yd rush (B.Courtney rush), 7-75, 04:02	FSU 8 - GT 0
	7:26	GT	Z. Pyron 1 yd rush (A.Birr kick), 6-79, 03:24	FSU 8 - GT 7
2nd	11:06	FSU	R.Fitzgerald 52 yd FG, 8-41, 05:11	FSU 11 - GT 7
	3:13	GT	J.Haynes 1 yd rush (A.Birr kick), 14-75, 07:53	FSU 11 - GT 14
	0:00	FSU	R.Fitzgerald 59 yd FG, 9-34, 03:13	FSU 14 - GT 14
4th	14:57	GT	J.Haynes 2 yd rush (A.Birr kick), 11-89, 06:22	FSU 14 - GT 21
	6:33	FSU	R.Williams 1 yd rush (R.Fitzgerald kick), 15-84, 08:18	FSU 21 - GT 21
	0:00	GT	A.Birr 44 yd FG, 12-49, 06:33	FSU 21 - GT 24

TEAM STATISTICS

	FSU	GT
First Downs.....	20.....	18
Rushes-Yards.....	31-98.....	36-190
Passing Yards.....	193.....	146
Pass Comp-Att-Int.....	19-27-0.....	11-16-0
Total Offense.....	291.....	336
Fumbles-Lost.....	0-0.....	2-0
Penalties-Yards.....	1-10.....	3-35
Punts-Yards (Avg./Net).....	2-86 (43.0/33.0).....	2-93 (46.5/45)
Kickoffs-Yards (Avg./Net).....	4-259 (64.8/41.0).....	4-260 (65.0/42.2)
Punt Returns (No.-Yds.-TD).....	1-3-0.....	1-0-0
Kickoff Returns (No.-Yds.-TD).....	1-16-0.....	1-20-0
Interceptions (No.-Yds.-TD).....	0-0-0.....	0-0-0
Fumble Returns (No.-Yds.-TD).....	0-0-0.....	0-0-0
Time of Possession.....	30:39.....	29:21
Third-Down Conversions.....	5-of-12.....	5-of-9
Fourth-Down Conversions.....	2-of-3.....	0-of-0
Red-Zone Scores-Chances.....	1-1.....	3-3
Sacks By (No.-Yds.).....	0-0.....	1-4
Field Goals.....	2-2.....	1-2
Points Off Turnovers.....	0.....	0

INDIVIDUAL STATISTICS

RUSHING: FSU — Roydell Williams 12-38; Lawrance Toafili 8-32; Jaylin Lucas 2-13; Caziah Holmes 2-8; DJ Ulagalelei 6-7; Kam Davis 1-0
GT — Jamal Haynes 11-75; Haynes King 14-64; Chad Alexander 7-41; Eric Singleton Jr. 1-10; Malik Rutherford 1-9; Zach Pyron 1-1
PASSING: FSU — DJ Ulagalelei 19-27-0, 193
GT — Haynes King 11-16-0, 146
RECEIVING: FSU — Ja'Khi Douglas 4-55; Malik Benson 4-39; Roydell Williams 3-32; Lawrance Toafili 3-25; Jalen Brown 2-11; Kentron Poitier 1-15; Kyle Morlock 1-12; Jaylin Lucas 1-5
GT — Malik Rutherford 4-66; Chase Lane 2-31; Eric Singleton Jr. 2-19; Jamal Haynes 2-16; Avery Boyd 1-14
INTERCEPTIONS: FSU — None
GT — None
FUMBLE RECOVERIES: FSU — None
GT — None
FORCED FUMBLES: FSU — None
GT — None
TACKLES FOR LOSS: FSU — Shyheim Brown 1.0-10; DJ Lundy 1.0-2; Daniel Jones/Blake Nicholson 1.0-3
GT — Kevin Harris II 1.0-4; Ahmari Harvey 1.0-3; Romello Height 1.0-3; Tah'J Butler 1.0-3; LaMiles Brooks 1.0-1; Taye Seymore 1.0-1; Kyle Efford/Clayton Powell-Lee 1.0-1
SACKS: FSU — None
GT — Kevin Harris II 1.0-4



GEORGIA STATE

12

0-1, 0-0



GEORGIA TECH

35

2-0, 1-0

Game 2 • Aug. 31, 2024 • Atlanta, Ga. • Bobby Dodd Stadium (40,113)

SCORING SUMMARY

	1	2	3	4	F
Georgia State	0	3	9	0	12
Georgia Tech	7	7	14	7	35



1st	3:01	GT	J.Haynes 1 yd rush (A.Birr kick), 6-20, 02:34	GSU 0 - GT 7
2nd	3:49	GSU	L. Rickman 21 yd FG, 16-87, 08:24	GSU 3 - GT 7
	0:04	GT	H. King 2 yd rush (A.Birr kick), 11-75, 03:45	GSU 3 - GT 14
3rd	13:01	GT	E. Singleton Jr 35 yd rush (A. Birr kick), 4-65, 01:59	GSU 3 - GT 21
	11:19	GT	M. Rutherford 52 yd pass from H. King (A. Birr kick), 1-52, 0:08	GSU 3 - GT 28
	9:52	GSU	L.Rickman 47 yd FG, 6-45, 01:27	GSU 6 - GT 28
	3:42	GSU	D.Fleming 24 yd pass from C.Veilieux (2 PT failed), 9-68, 04:08	GSU 12 - GT 28
4th	14:14	GT	A.Boyd 22 yd pass from H.King (A.Birr kick), 9-75, 04:28	GSU 12 - GT 35

TEAM STATISTICS

	GSU	GT
First Downs.....	19.....	22
Rushes-Yards.....	29-150.....	34-225
Passing Yards.....	210.....	274
Pass Comp-Att-Int.....	19-34-0.....	25-30-1
Total Offense.....	360.....	499
Fumbles-Lost.....	1-1.....	0-0
Penalties-Yards.....	4-40.....	8-72
Punts-Yards (Avg./Net).....	3-138 (46/38.7).....	3-123 (41/41)
Kickoffs-Yards (Avg./Net).....	4-255 (63.8/37.5).....	6-385 (64.2/39.5)
Punt Returns (No.-Yds.-TD).....	1-0-0.....	2-22-0
Kickoff Returns (No.-Yds.-TD).....	2-48-0.....	0-0-0
Interceptions (No.-Yds.-TD).....	1-0-0.....	0-0-0
Fumble Returns (No.-Yds.-TD).....	0-0-0.....	1-0-0
Time of Possession.....	29:58.....	30:02
Third-Down Conversions.....	3-of-12.....	4-of-9
Fourth-Down Conversions.....	2-of-4.....	2-of-2
Red-Zone Scores-Chances.....	1-3.....	3-3
Sacks By (No.-Yds.).....	0-0.....	0-0
Field Goals.....	1-1.....	0-0
Points Off Turnovers.....	6.....	7

INDIVIDUAL STATISTICS

RUSHING: GSU — Freddie Brock 10-61; Sy'veon Wilkerson 8-43; Michel Dukes 3-25; Christian Veilleux 3-22; Jordan Ford 2-3; Tailique Williams 1--1; TEAM 2--3
GT — Jamal Haynes 17-84; Anthony Carrie 4-41; Eric Singleton Jr. 1-35; Haynes King 5-27; Chad Alexander 5-23; Zach Pyron 2-11
PASSING: GSU — Christian Veilleux 19-34-0, 210, 1 TD
GT — Haynes King 24-29-1, 275, 2 TDs; Zach Pyron 1-1-0 -1
RECEIVING: GSU — Tailique Williams 5-47; Dorian Fleming 4-68, 1 TD; Ted Hurst 2-26; DJ Riles 2-16; Petey Tucker 2-15; Michel Dukes 2-10; Freddie Brock 1-15; Ja'Cyais Credle 1-13
GT — Malik Rutherford 7-131, 1 TD; Eric Singleton Jr. 4-43; Avery Boyd 4-27, 1 TD; Chase Lane 2-25; Jamal Haynes 2-12; Ryland Goede 1-16; Jackson Hawes 1-10; Bailey Stockton 1-9; Josh Beetham 1-6; Christian Leary 1-2; Anthony Carrie 1--1.
INTERCEPTIONS: GSU — Kenyatta Watson (1)
GT — None.
FUMBLE RECOVERIES: GSU — None
GT — Zeek Biggers (1)
FORCED FUMBLES: GSU — None
GT — None.
TACKLES FOR LOSS: GSU — Justin Abraham 1.0-1; Jyron Gilmore 1.0-3; Cam Williams 1.0-1; K.D. McDaniel 0.5-3; Gavin Pringle 0.5-3; Dorian Royal 0.5-2; Kevin Swint 0.5-2
GT — Treniyas Tatum2.5-8; Rodney Shelley 2.0-2; LaMiles Brooks 1.0-2; Kyle Efford 1.0-1; Romello Height 0.5-1; Sylvain Youndjouen 0.5-1; Jordan van den Berg 0.5-0
SACKS: GSU — None
GT — None.

	NO. 23 GEORGIA TECH	28
	2-1, 1-1	
	SYRACUSE	31
	2-0, 1-0	

Game 3 • Sept. 7, 2024 • Syracuse, N.Y. • JMA Wireless Dome (39,550)

SCORING SUMMARY

	1	2	3	4	F
Georgia Tech	7	7	0	14	28
Syracuse	7	14	3	7	31



1st	12:21	SYR	T.Pena 11 yd pass from K.McCord (B.Denaburg kick), 7-75, 2:39	GT 0 - SYR 7
	7:52	GT	H.King 21 yd rush (A.Birr kick), 10-75, 04:29	GT 7 - SYR 7
2nd	12:27	SYR	T.Pena 11 yd pass from K.McCord (B.Denaburg kick), 7-70, 3:18	GT 7 - SYR 14
	6:19	SYR	O.Gadsden II 20 yd pass from K.McCord (B.Denaburg kick) 9-89, 4:18	GT 7 - SYR 21
	4:39	GT	H.King 26 yd rush (A.Birr kick), 4-75, 1:40	GT 14 - SYR 21
3rd	6:51	SYR	B.Denaburg 33 yd FG, 15-65, 6:55	GT 14 - SYR 24
4th	8:39	SYR	O.Gadsden II 17 yd pass from K.McCord (B.Denaburg kick), 7-32, 4:01	GT 14 - SYR 31
	5:08	GT	C.Lane 4 yd pass from H.King (A.Birr kick), 12-75, 3:31	GT 21 - SYR 31
	2:31	GT	J.Haynes 15 yd rush (A.Birr kick), 9-56, 2:35	GT 28 - SYR 31

TEAM STATISTICS

	GT	SYR
First Downs.....	19	27
Rushes-Yards.....	24-112	32-134
Passing Yards.....	266	381
Pass Comp-Att-Int.....	29-40-0	32-46-0
Total Offense.....	378	515
Fumbles-Lost.....	0-0	0-0
Penalties-Yards.....	3-15	5-45
Punts-Yards (Avg./Net).....	4-193 (48.2/43.2)	2-38 (19/19)
Kickoffs-Yards (Avg./Net).....	4-260 (65/40)	6-373 (62.2/38.8)
Punt Returns (No.-Yds.-TD).....	0-0-0	1-0-0
Kickoff Returns (No.-Yds.-TD).....	1-15-0	0-0-0
Interceptions (No.-Yds.-TD).....	0-0-0	0-0-0
Fumble Returns (No.-Yds.-TD).....	0-0-0	0-0-0
Time of Possession.....	23:06	36:54
Third-Down Conversions.....	7-of-14	10-of-17
Fourth-Down Conversions.....	1-of-2	2-of-2
Red-Zone Scores-Chances.....	2-2	5-5
Sacks By (No.-Yds).....	1-5	0-0
Field Goals.....	0-1	1-2
Points Off Turnovers.....	0	0

INDIVIDUAL STATISTICS

RUSHING: GT — Haynes King 6-67; Jamal Haynes 11-35; Anthony Carrie 5-5; Eric Singleton Jr. 1-3; Zach Pyron 1-2
 SYR — LeQuint Allen 15-83; Will Nixon 9-38; Zeed Haynes 1-11; Kyle McCord 3-10; Trebor Pena 1--3
PASSING: GT — Haynes King 29-39-0, 266, 1 TD
 SYR — Kyle McCord 32-46-0, 4 TDs
RECEIVING: GT — Malik Rutherford 7-38; Eric Singleton Jr. 5-86; Jamal Haynes 5-26; Avery Boyd 4-56; Chase Lane 3-27; Bailey Stockton 2-17; Jackson Hawes 2-13; Anthony Carrie 1-3
 SYR — Oronde Gadsden II 6-93; Trebor Pena 5-88; Umari Hatcher 5-67; LeQuint Allen 5-47; Jackson Meeks 4-32; Zeed Haynes 4-27; Will Nixon 1-20; Dan Villari 1-7
INTERCEPTIONS: GT — None.
 SYR — None.
FUMBLE RECOVERIES: GT — None
 SYR — None.
FORCED FUMBLES: GT — None.
 SYR — None.
TACKLES FOR LOSS: GT — Kyle Efford 1.0-5; Syeed Gibbs 1.0-3; Jordan van den Berg 1.0-2
 SYR — Fadil Diggs 2.0-4; Maraad Watson 0.5-1; Kevin Jobity Jr. 0.5-1
SACKS: FSU — None
 GT — Kyle Efford 1.0-5

	VMI	7
	0-3, 0-0	
	GEORGIA TECH	59
	3-1, 1-1	

Game 4 • Aug. 31, 2024 • Atlanta, Ga. • Bobby Dodd Stadium (31,729)

SCORING SUMMARY

	1	2	3	4	F
VMI	0	0	0	7	7
Georgia Tech	17	21	14	7	59

1st	7:39	A. Birr 28 yd FG, 8-50, 2:14	VMI 0 - GT 3
	4:52	M.Rutherford 35 yd pass from H.King (A.Birr kick), 2-50, 0:41	VMI 0 - GT 10
	0:08	Z.Pyron 1 yd rush (A.Birr kick), 7-73, 3:13	VMI 0 - GT 17
2nd	11:04	Z.Pyron 1 yd rush (A.Birr kick), 6-55, 3:41	VMI 0 - GT 24
	1:49	E.Singleton, Jr. 14 yd pass from H.King (A.Birr kick), 4-42, 1:10	VMI 0 - GT 31
	0:30	A.Boyd 33 yd pass from H.King (A.Birr kick), 5-73, 0:53	VMI 0 - GT 38
3rd	7:38	T.Maddox 3 yd rush (A.Birr kick), 5-60, 2:17	VMI 0 - GT 45
	1:32	L.Blackburn 24 yd pass from Z.Pyron (A.Birr kick), 3-40, 1:19	VMI 0 - GT 52
4th	6:37	E.Horne 2 yd pass from B.Hammonds (C.Beck kick), 10-75, 9:55	VMI 7 - GT 52
	4:29	A.Carrie 2 yd rush (A.Birr kick), 7-65, 2:05	VMI 7 - GT 59

TEAM STATISTICS

	VMI	GT
First Downs.....	5	30
Rushes-Yards.....	28-12	34-190
Passing Yards.....	92	382
Pass Comp-Att-Int.....	13-19-0	23-32-0
Total Offense.....	104	572
Fumbles-Lost.....	1-1	0-0
Penalties-Yards.....	5-50	6-47
Punts-Yards (Avg./Net).....	10-449 (44.9/38)	3-116 (38.7/38.7)
Kickoffs-Yards (Avg./Net).....	2-71 (35.5/27.5)	10-648 (64.8/41)
Punt Returns (No.-Yds.-TD).....	1-0-0	7-69-0
Kickoff Returns (No.-Yds.-TD).....	1-14-0	2-16-0
Interceptions (No.-Yds.-TD).....	0-0-0	0-0-0
Fumble Returns (No.-Yds.-TD).....	0-0-0	1-0-0
Time of Possession.....	30:16	29:44
Third-Down Conversions.....	1-of-13	3-of-8
Fourth-Down Conversions.....	1-of-1	1-of-1
Red-Zone Scores-Chances.....	1-1	6-6
Sacks By (No.-Yds).....	0-0	3-23
Field Goals.....	0-0	1-1
Points Off Turnovers.....	0	3

INDIVIDUAL STATISTICS

RUSHING: VMI — JoJo Crump 5-16; Brady Hammonds 1-14; Hunter Rice 7-10; Aslin Shipe 2-2; Asa Locks 1-2; Cade Cox 4-1; Destin Moore 1--1; Luke Schalow 3--4; TEAM 1--5; Chandler Wilson 3--23
 GT — Trelain Maddox 9-53, 1 TD; Anthony Carrie 4-37, 1 TD; Zach Pyron 4-25, 2 TDs; Jamal Haynes 7-19; Chad Alexander 4-18; Brody Rhodes 2-17; Eric Singleton Jr. 1-15; Daylon Gordon 2-5; Malik Rutherford 1-1
PASSING: VMI — Chandler Wilson 10-15-0, 51; Brady Hammonds 3-4-0, 41, 1 TD
 GT — Haynes King 17-22-0, 275, 3 TDs; Zach Pyron 3-5-0, 58, 1 TD; Aaron Philo 3-5-0, 49

RECEIVING: VMI — Ivan Thorpe 3-24; Hunter Rice 3-13; Ethen Horne 2-7, 1 TD; Owen Sweeney 1-34; Aslin Shipe 1-6; Julio DaSilva 1-5; Luke Schalow 1-2; Destin Moore 1-1
 GT — Eric Singleton Jr. 5-102, 1 TD; Malik Rutherford 4-50, 1 TD; Chase Lane 2-54; Avery Boyd 2-36, 1 TD; Christian Leary 2-25; Bailey Stockton 2-24; Chris Elko 1-41; Leo Blackburn 1-24, 1 TD; Jackson Hawes 1-13; Luke Harpring 1-7; Jamal Haynes 1-5; Abdul Janneh 1-2

INTERCEPTIONS: VMI — None
 GT — None.

FUMBLE RECOVERIES: VMI — None
 GT — Clayton Powell-Lee (1)

FORCED FUMBLES: VMI — None
 GT — Ahmari Harvey (1)

TACKLES FOR LOSS: VMI — Dorian Starnes 1.0-7; Noel Innocent 1.0-4; Isaiah Grevious 1.0-1
 GT — Trenilys Tatum 2.0-10; Sylvain Yondjouen 1.0-9; Tah'j Butler 1.0-5; Josh Robinson 1.0-5; Taye Seymore 1.0-3; Kyle Efford 1.0-3; Syeed Gibbs 1.0-1; Jordan van den Berg 0.5-1; Romello Height 0.5-1; Kevin Harris 0.5-1; Thomas Gore 0.5-0

SACKS: VMI — None
 GT — Trenilys Tatum 1.0-9; Sylvain Yondjouen 1.0-9; Josh Robinson 1.0-5



	GEORGIA TECH	19
	3-2, 1-2	
	No. 19/20 LOUISVILLE	31
	3-0, 1-0	

Game 5 • Sept. 21, 2024 • Louisville, KY. • L&N Federal Credit Union Stadium (50,727)

SCORING SUMMARY

	1	2	3	4	F
Georgia Tech	7	7	3	2	19
Louisville	7	10	7	7	31

1st	7:40	GT	H.King 23 yd rush (A.Birr kick), 6-65, 2:34	GT 7 - LOU 0
	2:11	LOU	R.Puryear 0 yd fumble return (B.Travelstead kick), 1:08	GT 7 - LOU 7
2nd	11:20	LOU	C.Bell 37 yd pass from T.Shough (B.Travelstead kick), 7-71, 3:30	GT 7 - LOU 14
	1:56	LOU	B.Travelstead 27 yd FG, 11-75, 7:10	GT 7 - LOU 17
	0:04	GT	J.Haynes 1 yd rush (A.Birr kick), 10-75, 1:52	GT 14 - LOU 17
3rd	2:46	GT	A.Birr 26 yd FG, 13-67, 7:22	GT 17 - LOU 17
	1:43	LOU	J.Brooks 57 yd pass from T.Shough (B.Travelstead kick), 3-75, 1:03	GT 17 - LOU 24
4th	11:23	GT	Safety, T. Shough down in end zone, :05	GT 19 - LOU 24
	7:05	LOU	T.Holloway 55 yd blocked field goal return (B.Travelstead kick), 4:12	GT 19 - LOU 31

TEAM STATISTICS

	GT	LOU
First Downs.....	18	27
Rushes-Yards.....	37-98	27-57
Passing Yards.....	312	269
Pass Comp-Att-Int.....	21-32-0	13-19-0
Total Offense.....	410	326
Fumbles-Lost.....	1-1	0-0
Penalties-Yards.....	6-44	7-69
Punts-Yards (Avg./Net).....	2-113 (56.5/55)	2-95 (47.5/47)
Kickoffs-Yards (Avg./Net).....	4-248 (62/39.5)	7-443 (63.3/39.7)
Punt Returns (No.-Yds.-TD).....	1-1-0	2-3-0
Kickoff Returns (No.-Yds.-TD).....	2-40-0	1-15-0
Interceptions (No.-Yds.-TD).....	0-0-0	0-0-0
Fumble Returns (No.-Yds.-TD).....	0-0-0	1-0-1
Time of Possession.....	31:50	28:10
Third-Down Conversions.....	4-of-15	2-of-9
Fourth-Down Conversions.....	3-of-5	1-of-1
Red-Zone Scores-Chances.....	2-3	1-1
Sacks By (No.-Yds.).....	0-0	0-0
Field Goals.....	1-3	1-2
Points Off Turnovers.....	0	7

INDIVIDUAL STATISTICS

RUSHING: GT — Haynes King 14-58, 1 TD; Jamal Haynes 12-25, 1 TD; Trelain Maddox 8-14; Zach Pyron 1-2; Malik Rutherford 1-1; Avery Boyd 1--2
LOU — Donald Chaney Jr. 10-23; Tyler Shough 4-19; Keyjuan Brown 5-10; Isaac Brown 3-7; Duke Watson 2-4; TEAM 3--6
PASSING: GT — Haynes King 21-32-0, 312
LOU — Tyler Shough 13-19-0, 269, 2 TDs
RECEIVING: GT — Malik Rutherford 7-113; Eric Singleton Jr. 5-88; Chase Lane 4-22; Jackson Hawes 2-41; Avery Boyd 1-28; Jamal Haynes 1-11; Trelain Maddox 1-9
LOU — Ja'Corey Brooks 4-125, 1 TD; Chris Bell 2-82, 1 TD; Jamari Johnson 2-20; Donald Chaney Jr. 1-17; Mark Redman 1-12; Ahmari Huggins-Bruce 1-8; Isaac Brown 1-3; Jadon Thompson 1-2
INTERCEPTIONS: GT — None.
LOU — None.
FUMBLE RECOVERIES: GT — None
LOU — Ramon Puryear (1)
FORCED FUMBLES: GT — None.
LOU — None.
TACKLES FOR LOSS: GT — Romello Height 1-3; Jackson Hamilton 1-2; Thomas Gore 1-2
LOU — Tramel Logan 2-2; Quincy Riley 1-9; Tahveon Nicholson 1-2; Antonio Watts 1-2; Thor Griffith 1-1; Rene Konga 0.5-2; T.J. Quinn 0.5-2
SACKS: LOU — Quine
GT — None

	GEORGIA TECH	24
	4-2, 2-2	
	DUKE	14
	5-1, 1-1	

Game 6 • Oct. 5, 2024 • Atlanta, Ga. • Bobby Dodd Stadium (37,287)

SCORING SUMMARY

	1	2	3	4	F
Duke	0	7	7	0	14
Georgia Tech	7	3	0	14	24

1st	8:36	GT	Z.Pyron 2 yd rush (A.Birr kick), 12-60, 06:16	Duke 0 - GT 7
2nd	10:02	GT	A.Birr 23 yd FG, 13-62, 05:23	Duke 0 - GT 10
	0:26	Duke	E.Pancel 20 yd pass from M.Murphy (T.Pelino kick), 7-50, 02:48	Duke 7 - GT 10
3rd	2:53	Duke	S.Hagans 65 yd pass from M.Murphy (T.Pelino kick), 1-65, 00:11	Duke 14 - GT 10
4th	10:40	GT	J.Haynes 3 yd pass from H.King (A.Birr kick), 14-85, 07:07	Duke 14 - GT 17
	6:36	GT	E.Singleton Jr. 9 yd pass from H.King (A.Birr kick), 7-70, 03:13	Duke 14 - GT 24

TEAM STATISTICS

	DUKE	GT
First Downs.....	15	25
Rushes-Yards.....	20-74	49-245
Passing Yards.....	205	167
Pass Comp-Att-Int.....	18-31-1	23-31-0
Total Offense.....	279	412
Fumbles-Lost.....	0-0	0-0
Penalties-Yards.....	7-55	5-45
Punts-Yards (Avg./Net).....	5-210 (42/42)	5-203 (40.6/31.8)
Kickoffs-Yards (Avg./Net).....	3-191 (63.7/40.3)	5-324 (64.8/31.4)
Punt Returns (No.-Yds.-TD).....	3-44-0	0-0-0
Kickoff Returns (No.-Yds.-TD).....	1-67-0	3-70-0
Interceptions (No.-Yds.-TD).....	0-0-0	1-15-0
Fumble Returns (No.-Yds.-TD).....	0-0-0	0-0-0
Time of Possession.....	20:33	39:27
Third-Down Conversions.....	3-of-11	7-of-16
Fourth-Down Conversions.....	1-of-2	3-of-3
Red-Zone Scores-Chances.....	1-2	4-4
Sacks By (No.-Yds.).....	1-1	1-7
Field Goals.....	0-1	1-1
Points Off Turnovers.....	0	0

INDIVIDUAL STATISTICS

RUSHING: Duke — Star Thomas 14-48; Peyton Jones 5-33; Maalik Murphy 1--7
GT — Jamal Haynes 19-128; Chad Alexander 10-59; Haynes King 12-30; Eric Singleton Jr. 3-16; Zach Pyron 3-9, 1 TD; Malik Rutherford 1-4; TEAM 1--1
PASSING: Duke — Maalik Murphy 18-31-1, 2 TDs
GT — Haynes King 23-31-0, 167, 2 TDs
RECEIVING: Duke — Eli Pancel 5-63, 1 TD; Star Thomas 4-7; Que'Sean Brown 3-18; Jordan Moore 2-23; Nicky Dalmolin 2-17; Sahmir Hagans 1-65, 1TD; Javon Harvey 1-12
GT — Malik Rutherford 8-76; Eric Singleton Jr. 6-42, 1 TD; Jamal Haynes 3-12, 1 TD; Ryland Goede 2-11; Bailey Stockton 1-18; Isiah Canion 1-4; Anthony Carrie 1-2; Chad Alexander 1-2
INTERCEPTIONS: Duke — None
GT — Ahmari Harvey (1)
FUMBLE RECOVERIES: Duke — None
GT — None
FORCED FUMBLES: Duke — None
GT — None
TACKLES FOR LOSS: Duke — Tre Freeman 2.5-5; Ryan Smith 1-3; Joshua Pickett 1.0-1; Aaron Hall 1.0-1; Alex Howard 0.5-1
GT — Jordan van den Berg 2.0-9; Sylvain Yondjouen 1.0-1; Ahmari Harvey 0.5-2; Taye Seymore 0.5-1
SACKS: Duke — Aaron Hall 1.0-1
GT — Jordan van den Berg 1.0-7



GEORGIA TECH

41

5-2, 3-2

NORTH CAROLINA

34

3-4, 0-3

Game 7 • Oct. 12, 2024 • Chapel Hill, N.C. • Kenan Memorial Stadium (44,482)

SCORING SUMMARY

	1	2	3	4	F
Georgia Tech	7	13	7	14	41
North Carolina	7	7	10	10	34

1st 06:12	GT	C.Alexander 2 yd rush (A.Birr kick), 6-38, 02:50	GT 7- UNC 0
02:36	UNC	J.Criswell 1 yd rush (N.Burnette kick), 3-78, 01:00	GT 7-UNC 7
2nd 07:36	GT	A.Birr 26 yd FG, 13-66, 06:26	GT 10-UNC 7
01:54	GT	H.King 20 yd rush (A.Birr kick), 8-62, 03:31	GT 17-UNC 7
00:34	UNC	J.Jones 4 yd pass from J.Criswell (N.Burnette kick), 4-75, 01:20	GT 17-UNC 14
00:03	GT	A.Birr 29 yd FG, 5-63, 00:31	GT 20-UNC 14
3rd 06:46	GT	H.King 7 yd rush (A.Birr kick), 8-67, 04:19	GT 27-UNC 14
02:47	UNC	N.Burnette 50 yd FG, 9-28, 03:50	GT 27-UNC 17
01:10	UNC	A.Huzzie 69 yd punt return (N.Burnette kick), 01:37	GT 27-UNC 24
4th 11:18	GT	J.Haynes 4 yd rush (A.Birr kick), 10-75, 04:52	GT 34-UNC 24
03:27	UNC	J.Criswell 1 yd rush (N.Burnette kick), 13-68, 05:32	GT 34-UNC 31
00:44	UNC	N.Burnette 26 yd FG, 9-56, 01:01	GT 34-UNC 34
00:16	GT	J.Haynes 68 yd rush (A.Birr kick), 2-75, 00:28	GT 41-UNC 34

TEAM STATISTICS

	GT	UNC
First Downs.....	25.....	21
Rushes-Yards.....	48-371.....	34-201
Passing Yards.....	134.....	216
Pass Comp-Att-Int.....	12-23-0.....	18-34-0
Total Offense.....	505.....	417
Fumbles-Lost.....	1-0.....	2-2
Penalties-Yards.....	7-59.....	3-25
Punts-Yards (Avg./Net).....	5-208 (41.6/26.4).....	2-79 (39.5/39.5)
Kickoffs-Yards (Avg./Net).....	8-475 (59.4/35.8).....	7-453 (64.7/40.3)
Punt Returns (No.-Yds.-TD).....	0-0-0.....	2-76-1
Kickoff Returns (No.-Yds.-TD).....	1-21-0.....	4-89-0
Interceptions (No.-Yds.-TD).....	0-0-0.....	0-0-0
Fumble Returns (No.-Yds.-TD).....	0-0-0.....	0-0-0
Time of Possession.....	33:27.....	26:33
Third-Down Conversions.....	4-of-11.....	4-of-14
Fourth-Down Conversions.....	0-of-0.....	2-of-3
Red-Zone Scores-Chances.....	6-6.....	4-4
Sacks By (No.-Yds.).....	3-21.....	0-0
Field Goals.....	2-3.....	2-3
Points Off Turnovers.....	7.....	0

INDIVIDUAL STATISTICS

RUSHING: GT — Jamal Haynes 19-170, 2 TD; Haynes King 11-107, 2 TDs; Chad Alexander 10-61, 1 TD; Mali kRutherford 2-19; Eric Singleton Jr. 1-8; Zach Pyron 5-6

UNC — Omarion Hampton 18-137; Jacobly Criswell 13-81, 2 TDs; Caleb Hood 2-4; Jordan Shipp 1--13

PASSING: GT — Haynes King 11-22-0, 127; Zach Pyron 1-1-0, 7

UNC — Jacobly Criswell 17-31-0, 209, 1 TD; Conner Harrell 1-2-0 7; Caleb Hood 0-1-0 0

RECEIVING: GT — Malik Rutherford 3-35; Eric Singleton Jr. 3-19; Luke Harpring 2-36; Avery Boyd 2-19; Ryland Goede 1-16; Jamal Haynes 1-9

UNC — Omarion Hampton 4-14; J.J. Jones 3-64, 1 TD; Kobe Paysour 3-51; Bryson Nesbit 3-22; John Copenhaver 2-15; Jordan Shipp 1-22; Darwin Barlow 1-17; Nate McCollum 1-13

INTERCEPTIONS: GT — None.

UNC — None.

FUMBLE RECOVERIES: GT — Ahmari Harvey (2); Jordan van den Berg (1)

UNC — None.

FORCED FUMBLES: GT — Trenilyas Tatum (1); Syeed Gibbs (1)

UNC — None.

TACKLES FOR LOSS: GT — Trenilyas Tatum 0.5-7; Makius Scott 0.5-6; Syeed Gibbs 1-5; Sylvain Yondjouen 1-3; Romello Height 1-2

UNC — Travis Shaw 1-4; Antavious Lane 0.5-2; Amare Campbell 0.5-1

SACKS: GT — Trenilyas Tatum 0.5-7; Makius Scott 0.5-6; Syeed Gibbs 1-5; Sylvain Yondjouen 1-3

UNC — None



NO. 12/11 NOTRE DAME

31

6-1

GEORGIA TECH

13

5-3, 3-2

Game 8 • Oct. 19, 2024 • Atlanta, Ga. • Mercedes-Benz Stadium (59,021)

SCORING SUMMARY

	1	2	3	4	F
Notre Dame	0	14	7	10	31
Georgia Tech	7	0	0	6	13

1st 0:00	GT	J.Haynes 1 yd rush (A.Birr kick), 13-71, 7:06	ND 0 - GT 7
2nd 7:00	ND	R.Leonard 1 yd rush (Z.Yoakam kick), 14-75, 8:00	ND 7 - GT 7
1:53	ND	R.Leonard 12 yd rush (Z.Yoakam kick), 5-68, 2:51	ND 14 - GT 7
3rd 11:01	ND	J.Love 1 yd rush (Z.Yoakam kick), 6-60, 3:10	ND 21 - GT 7
4th 10:01	ND	Z.Yoakam 42 yd FG, 11-32, 3:59	ND 24 - GT 7
2:37	ND	A.Shuler 36 yd interception return (Z.Yoakam kick), 0:10	ND 31 - GT 7
0:23	GT	C.Lane 6 yd pass from Z.Pyron (2-pt failed), 9-80, 2:08	ND 31 - GT 13

TEAM STATISTICS

	ND	GT
First Downs.....	23.....	18
Rushes-Yards.....	39-168.....	29-64
Passing Yards.....	217.....	269
Pass Comp-Att-Int.....	21-30-1.....	20-38-2
Total Offense.....	385.....	333
Fumbles-Lost.....	0-0.....	1-0
Penalties-Yards.....	5-37.....	5-25
Punts-Yards (Avg./Net).....	2-75 (37.5/35.5).....	4-180 (45/31.5)
Kickoffs-Yards (Avg./Net).....	6-390 (65/40.3).....	2-130 (65/40)
Punt Returns (No.-Yds.-TD).....	2-14-0.....	1-4-0
Kickoff Returns (No.-Yds.-TD).....	0-0-0.....	4-98-0
Interceptions (No.-Yds.-TD).....	2-36-1.....	1-27-0
Fumble Returns (No.-Yds.-TD).....	0-0-0.....	0-0-0
Time of Possession.....	35:45.....	24:15
Third-Down Conversions.....	4-of-12.....	4-of-14
Fourth-Down Conversions.....	3-of-4.....	3-of-5
Red-Zone Scores-Chances.....	4-4.....	2-3
Sacks By (No.-Yds.).....	2-14.....	0-0
Field Goals.....	1-2.....	0-1
Points Off Turnovers.....	10.....	7

INDIVIDUAL STATISTICS

RUSHING: ND — Jadarian Price 8-69; Riley Leonard 10-51, 2 TDs; Jeremiah Love 14-36, 1 TD; Devyn Ford 2-5; Aneyas Williams 2-5; Tyler Buchner 1-4; TEAM 2--2

GT — Zach Pyron 13-45; Chad Alexander 5-19; Jamal Haynes 8-15, 1 TD; Eric Singleton Jr. 2-1; TEAM 1--16

PASSING: ND — Riley Leonard 20-29-1, 203; Davis Sherwood 1-1, 14

GT — Zach Pyron 20-36-2, 269, 1 TD; TEAM 0-2

RECEIVING: ND — Beaux Collins 5-51; Mitchell Evans 4-26; Jeremiah Love 3-57; Jaden Greathouse 3-43;

Jayden Harrison 2--1; Kris Mitchell 1-14; Aneyas Williams 1-10; Eli Raridon 1-9; Jayden Thomas 1-8

GT — Eric Singleton Jr. 6-59; Malik Rutherford 4-32; Bailey Stockton 2-37; Chad Alexander 2-18; Jamal

Haynes 2-12; Abdul Janneh 1-60; Avery Boyd 1-25; Jackson Hawes 1-20; Chase Lane 1-6, 1 TD

INTERCEPTIONS: ND — Adon Shuler (1), Xavier Watts (1)

GT — Warren Burrell (1)

FUMBLE RECOVERIES: ND — None

GT — None

FORCED FUMBLES: ND — None

GT — None

TACKLES FOR LOSS: ND — Rylie Mills 1.5-12; Leonard Moore 1.0-16; Jaiden Ausberry 1.0-1; Jaylen

Sneed 0.5-2

GT — Zeek Biggers 2.0-4; Omar Daniels 1.0-3; Jason Moore 1.0-3; Tah'J Butler 1.0-1; Taye Seymore 0.5-2;

E.J. Lightsey 0.5-1

SACKS: ND — Rylie Mills 1.5-12; Jaylen Sneed 0.5-2

GT — None



	GEORGIA TECH	6
	5-4, 3-3	
	VIRGINIA TECH	21
	3-4, 0-3	

Game 9 • Oct. 26, 2024 • Blacksburg, Va. • Lane Stadium (65,633)

SCORING SUMMARY

	1	2	3	4	F
Georgia Tech	3	3	0	0	6
Virginia Tech	0	14	7	0	21

1st	06:12	GT	A.Birr 34 yd FG, 12-59, 5:52	GT 3-VT 0
2nd	13:02	VT	B.Gosnell 20 yd pass from K.Drones (J.Love kick), 4-72, 01:46	GT 3-VT 7
	05:39	GT	A.Birr 51 yd FG, 9-36, 03:51	GT 6-VT 7
	01:51	VT	K.Drones 6 yd pass from J.Lane (J.Love kick), 9-75, 03:48	GT 6-VT 14
3rd	04:50	VT	K.Drones 1 yd rush (#17 J.Love kick), 5-42, 01:46	GT 6-VT 21

TEAM STATISTICS

	GT	VT
First Downs.....	17	11
Rushes-Yards.....	33-96	33-99
Passing Yards.....	260	134
Pass Comp-Att-Int.....	21-48-2	17-28-0
Total Offense.....	356	233
Fumbles-Lost.....	0-0	1-0
Penalties-Yards.....	4-23	3-22
Punts-Yards (Avg./Net).....	7-318 (45.4/36.1)	10-490 (49.0/46.8)
Kickoffs-Yards (Avg./Net).....	3-195 (65/40)	7-453 (64.7/40.3)
Punt Returns (No.-Yds.-TD).....	4-22-0	7-65-0
Kickoff Returns (No.-Yds.-TD).....	1-16-0	0-0-0
Interceptions (No.-Yds.-TD).....	0-0-0	2-39-0
Fumble Returns (No.-Yds.-TD).....	0-0-0	0-0-0
Time of Possession.....	32:03	27:57
Third-Down Conversions.....	5-of-19	2-of-15
Fourth-Down Conversions.....	1-of-5	1-of-1
Red-Zone Scores-Chances.....	1-2	3-3
Sacks By (No.-Yds.).....	2-19	1-5
Field Goals.....	2-2	0-1
Points Off Turnovers.....	0	7

INDIVIDUAL STATISTICS

RUSHING: GT — Jamal Haynes 18-47; Anthony Carrie 8-33; Zach Pyron 5-10; Aaron Philo 2-6
VT — Bhayshul Tuten 17-79; Ayden Greene 1-14; Kyrn Drones 8-6, 1 TD; Malachi Thomas 3-2; Jaylin Lane 1-2; TEAM 3--4

PASSING: GT — Aaron Philo 11-26-1, 184; Zach Pyron 10-22-1, 76
VT — Kyrn Drones 16-27-0, 128, 1 TD; Jaylin Lane 1-1, 6, 1 TD

RECEIVING: GT — Malik Rutherford 6-53; Eric Singleton Jr. 5-90; Avery Boyd 3-42; Isiah Canion 2-29; Josh Beetham 2-23; Jackson Hawes 1-14; Bailey Stockton 1-7; Abdul Jannah 1-2
VT — Benji Gosnell 5-59, 1 TD; Da'Quan Felton 3-25; Jaylin Lane 2-6; Bhayshul Tuten 2-5; Kyrn Drones 2--2, 1 TD; Stephen Gosnell 1-28; Harrison Saint Germain 1-8; Malachi Thomas 1-5

INTERCEPTIONS: GT — None.
VT — Jaylen Jones (1-25), Keli Lawson (1-14)

FUMBLE RECOVERIES: GT — None
VT — None.

FORCED FUMBLES: GT — Romello Height (1)
VT — None.

TACKLES FOR LOSS: GT — Rodney Shelley (3.0-6); Sylvain Yondjouen (2.5-17); Romello Height (1.5-14); Josh Robinson (1.0-3); Syeed Gibbs (1.0-2); Ahmari Harvey (1.0-1); Tah'J Butler (0.5-1); Zeek Biggers (0.5-0)
VT — Keonta Jenkins (2.0-3); Wilfried Pene (1.0-5); Aycen Stevens (1.0-3)

SACKS: GT — Romello Height (1.5-14); Sylvain Yondjouen (0.5-5)
VT — Wilfried Pene (1.0-5)

	NO. 4 MIAMI (FLA.)	23
	9-1, 5-1	
	GEORGIA TECH	28
	6-4, 4-3	

Game 10 • Nov. 9, 2024 • Atlanta, Ga. • Bobby Dodd Stadium (47,358)

SCORING SUMMARY

	1	2	3	4	F
Miami	10	0	6	7	23
Georgia Tech	7	7	7	7	28

1st	12:49	GT	J.Haynes 16 yd rush (A.Birr kick), 4-85, 2:06	MIA 0 - GT 7
	11:59	MIA	E.Arroyo 74 yd pass from C.Ward (A.Borregales kick), 2-75, 00:50	MIA 7 - GT 7
	7:47	MIA	A.Borregales 41 yd FG, 8-44, 02:35	MIA 10 - GT 7
2nd	12:02	GT	M. Rutherford 5 yd pass from H. King (A.Birr kick), 17-75, 10:45	MIA 10 - GT 14
3rd	6:46	GT	C.Lane 15 yd pass from A.Philo (A.Birr kick), 8-61, 04:27	MIA 10 - GT 21
	2:43	MIA	I.Horton 8 yd pass from C.Ward (2-pt failed), 9-83, 03:58	MIA 16 - GT 21
4th	13:09	GT	H.King 5 yd rush (A.Birr kick), 9-75, 04:34	MIA 16 - GT 28
	6:07	MIA	X.Restrepo 38 yd pass from C.Ward (A.Borregales kick), 7-78, 02:17	MIA 23 - GT 28

TEAM STATISTICS

	MIA	GT
First Downs.....	23	18
Rushes-Yards.....	24-88	48-271
Passing Yards.....	348	99
Pass Comp-Att-Int.....	25-39-0	11-16-0
Total Offense.....	436	370
Fumbles-Lost.....	1-1	1-0
Penalties-Yards.....	3-35	2-29
Punts-Yards (Avg./Net).....	2-82 (41/41)	5-220 (44/43.6)
Kickoffs-Yards (Avg./Net).....	5-325 (65/45.6)	5-325 (65/41.6)
Punt Returns (No.-Yds.-TD).....	2-2-0	0-0-0
Kickoff Returns (No.-Yds.-TD).....	1-17-0	3-47-0
Interceptions (No.-Yds.-TD).....	0-0-0	0-0-0
Fumble Returns (No.-Yds.-TD).....	0-0-0	1-0-0
Time of Possession.....	25:11	34:49
Third-Down Conversions.....	3-of-10	9-of-14
Fourth-Down Conversions.....	1-of-4	0-of-0
Red-Zone Scores-Chances.....	1-2	4-5
Sacks By (No.-Yds.).....	0-0	3-18
Field Goals.....	1-1	0-0
Points Off Turnovers.....	0	0

INDIVIDUAL STATISTICS

RUSHING: MIA — Damien Martinez 15-81; Mark Fletcher Jr. 4-12; Cam Ward 5--5
GT — Haynes King 20-93, 1 TD; Jamal Haynes 3-83, 1 TD; Eric Singleton Jr. 6-34; Trey Cooley 6-26; Chad Alexander 3-18; Aaron Philo 3-13; Malik Rutherford 1-4; Anthony Carrie 4-4; TEAM 2--4

PASSING: MIA — Cam Ward 25-39-0, 348, 3 TD
GT — Aaron Philo 5-10-0, 67, 1 TD; Haynes King 6-6-0, 32, 1 TD

RECEIVING: MIA — Jacoby George 7-88; Isiah Horton 5-37, 1 TD; Xavier Restrepo 4-78, 1 TD; Elijah Arroyo 3-82, 1 TD; Samuel Brown 3-27; Mark Fletcher Jr. 2-26; Damien Martinez 1-10
GT — Malik Rutherford 4-28, 1 TD; Eric Singleton Jr. 2-14; Jackson Hawes 2-11; Bailey Stockton 1-27; Chase Lane 1-15, 1 TD; Trey Cooley 1-4



INTERCEPTIONS: MIA — None
GT — None

FUMBLE RECOVERIES: MIA — None
GT — Jordan van den Berg (1)

FORCED FUMBLES: MIA — None
GT — Romello Height (1)

TACKLES FOR LOSS: MIA — Jaylin Alderman 2.5-3; Francisco Mauigoa 1-2; Ahmad Moten 1-2; Chase Smith 0.5-2; Rueben Bain Jr. 0.5-2; Tyler Baron 0.5-1
GT — Kyle Efford 1-10; Romello Height 1-2; Omar Daniels 1-1; Trenilyas Tatum 0.5-3; Thomas Gore 0.5-3

SACKS: MIA — None
GT — Kyle Efford 1-10; Romello Height 1-2; Trenilyas Tatum 0.5-3; Thomas Gore 0.5-3

	NC STATE	29
	5-6, 2-5	
	GEORGIA TECH	30
	7-4, 5-3	

Game 11 • Nov. 21, 2024 • Atlanta, Ga. • Bobby Dodd Stadium (34,591)

SCORING SUMMARY

	1	2	3	4	F
NC State	7	0	0	22	29
Georgia Tech	7	6	3	14	30

1st	7:18	GT	E.J. Lightsey 21-yd int. return (A.Birr kick)	NCST 0 - GT 7
	2:27	NCST	C.Bailey 16 yd rush (K.Vinesett kick), 9-75, 04:51	NCST 7 - GT 7
2nd	12:29	GT	A.Birr 44 yd FG, 10-49, 04:58	NCST 7 - GT 10
	5:16	GT	A.Birr 41 yd FG, 11-43, 06:17	NCST 7 - GT 13
3rd	3:55	GT	A.Birr 45 yd FG, 7-60, 03:34	NCST 7 - GT 16
4th	14:47	NCST	C.Bailey 28 yd rush (K.Vinesett kick), 7-75, 04:08	NCST 14 - GT 16
	6:40	GT	H.King 3 yd rush (A.Birr kick), 1-3, 00:04	NCST 14 - GT 23
	4:07	NCST	C.Bailey 1 yd rush (K.Vinesett kick), 6-75, 02:33	NCST 21 - GT 23
	1:30	NCST	H.Smothers 53 yd rush (C.Bailey rush), 4-72, 01:00	NCST 29 - GT 23
	0:22	GT	A.Philo 18 yd rush (A.Birr kick), 7-75, 01:08	NCST 29 - GT 30

TEAM STATISTICS

	NCST	GT
First Downs.....	16.....	19
Rushes-Yards.....	29-253.....	36-119
Passing Yards.....	147.....	272
Pass Comp-Att-Int.....	17-30-3.....	22-36-1
Total Offense.....	400.....	391
Fumbles-Lost.....	0-0.....	1-0
Penalties-Yards.....	2-30.....	5-40
Punts-Yards (Avg./Net).....	5-217 (43.4/43).....	5-189 (37.8/33.8)
Kickoffs-Yards (Avg./Net).....	5-325 (65/40).....	7-440 (62.9/39.6)
Punt Returns (No.-Yds.-TD).....	0-0-0.....	1-2-0
Kickoff Returns (No.-Yds.-TD).....	2-38-0.....	0-0-0
Interceptions (No.-Yds.-TD).....	1-18-0.....	3-46-1
Fumble Returns (No.-Yds.-TD).....	0-0-0.....	0-0-0
Time of Possession.....	26:40.....	33:20
Third-Down Conversions.....	5-of-12.....	5-of-14
Fourth-Down Conversions.....	0-of-1.....	0-of-1
Red-Zone Scores-Chances.....	2-2.....	3-4
Sacks By (No.-Yds.).....	1-6.....	1-1
Field Goals.....	0-1.....	3-3
Points Off Turnovers.....	0.....	14

INDIVIDUAL STATISTICS

RUSHING: NCST — CJ Bailey 9-83, 3 TDs; Hollywood Smothers 7-79, 1 TD; Kendrick Raphael 9-78; Jordan Waters 3-10; KC Concepcion 1-3
 GT — Aaron Philo 7-57, 1 TD; Jamal Haynes 14-37; Haynes King 8-22, 1 TD; Chad Alexander 3-9; Bailey Stockton 1-4; TEAM 1-4; Eric Singleton 2-5

PASSING: NCST — CJ Bailey 17-30-3, 147
 GT — Aaron Philo 19-33-1, 265; Haynes King 3-3-0, 7

RECEIVING: NCST — Jordan Waters 3-45; Dacari Collins 3-42; KC Concepcion 3-21; Justin Joly 3-11; Noah Rogers 2-10; Hollywood Smothers 1-8; Keenan Jackson 1-6; Wesley Grimes 1-4
 GT — Eric Singleton Jr. 5-106; Bailey Stockton 5-54; Avery Boyd 4-45; Jamal Haynes 4-34; Jackson Hawes 1-20; Chase Lane 1-6; Malik Rutherford 1-5; Chad Alexander 1-2



INTERCEPTIONS: NCST — Bishop Fitzgerald
 GT — E.J. Lightsey, Romello Height, Trenilias Tatum

FUMBLE RECOVERIES: NCST — None
 GT — None

FORCED FUMBLES: NCST — None
 GT — None

TACKLES FOR LOSS: NCST — Devon Betty 2-9; DK Kaufman 1-8; Isaiah Crowell 1-2; Kamal Bonner 1-1
 GT — Thomas Gore 2-2; LaMiles Brooks 1-4; Kyle Efford 1-1

SACKS: NCST — Devon Betty 1-6
 GT — Kyle Efford 1-1

	GEORGIA TECH	42
	7-5, 5-3	
	NO. 6 GEORGIA	44
	10-2, 6-2	

Game 12 • Nov. 29, 2024 • Athens, Ga. • Sanford Stadium (93,033)

SCORING SUMMARY

	1	2	3	4	OT1	OT2	OT3	OT4	OT5	OT6	OT7	OT8	F
Georgia Tech	3	14	0	10	7	6	0	0	2	0	0	0	42
Georgia	0	0	6	21	7	6	0	0	2	0	0	2	44

1st	10:38	GT	A.Birr 31 yd FG, 8-61, 4:22	GT 3- UGA 0
2nd	4:40	GT	H.King 2 yd rush (A.Birr kick), 8-66, 3:57	GT 10- UGA 0
2nd	0:30	GT	J.Haynes 4 yd pass from H.King (A.Birr kick), 11-63, 2:30	GT 17- UGA 0
3rd	9:53	UGA	O.Delp 2 yd pass from C.Beck (D.Lovett rush failed), 6-51, 2:39	GT 17- UGA 6
4th	14:17	GT	A.Birr 23 yd FG, 18-90, 10:36	GT 20- UGA 6
4th	8:18	UGA	N.Frazier 1 yd rush (P.Woodring kick), 13-75, 5:59	GT 20- UGA 13
4th	5:37	GT	H.King 11 yd rush (A.Birr kick), 6-75, 2:41	GT 27- UGA 13
4th	3:39	UGA	D.Lovett 17 yd pass from C.Beck (P.Woodring kick), 8-75, 1:58	GT 27- UGA 20
4th	1:01	UGA	D.Lovett 3 yd pass from C.Beck (P.Woodring kick), 5-32, 1:01	GT 27- UGA 27
OT1	---	UGA	L.Humphreys 14 yd pass from C.Beck (P.Woodring kick), 4-25	GT 27- UGA 34
OT1	---	GT	E.Singleton, Jr. 12 yd pass from #10 H.King (A.Birr kick), 4-25	GT 34- UGA 34
OT2	---	GT	H.King 1 yd rush (2-pt failed), 3-25	GT 40- UGA 34
OT2	---	UGA	C.Jones 25 yd pass from C.Beck (2-pt failed), 1-25	GT 40- UGA 40
OT5	---	UGA	D.Bell pass from C.Beck	GT 40- UGA 42
OT5	---	GT	M.Rutherford pass from H.King	GT 42- UGA 42
OT8	---	UGA	N.Frazier rush	GT 42- UGA 44

TEAM STATISTICS

	GT	UGA
First Downs.....	28.....	24
Rushes-Yards.....	47-260.....	26-108
Passing Yards.....	303.....	297
Pass Comp-Att-Int.....	26-37-0.....	28-43-0
Total Offense.....	563.....	405
Fumbles-Lost.....	2-1.....	3-1
Penalties-Yards.....	5-29.....	3-27
Punts-Yards (Avg./Net).....	1-38 (38/35).....	3-162 (54/53)
Kickoffs-Yards (Avg./Net).....	6-388 (64.7/40.8).....	5-318 (63.6/44.8)
Punt Returns (No.-Yds.-TD).....	1-3-0.....	1-3-0
Kickoff Returns (No.-Yds.-TD).....	1-19-0.....	1-18-0
Interceptions (No.-Yds.-TD).....	0-0-0.....	0-0-0
Fumble Returns (No.-Yds.-TD).....	0-0-0.....	0-0-0
Time of Possession.....	37:11.....	22:49
Third-Down Conversions.....	7-of-15.....	6-of-12
Fourth-Down Conversions.....	1-of-3.....	1-of-2
Red-Zone Scores-Chances.....	7-8.....	5-6
Sacks By (No.-Yds.).....	2-15.....	1-1
Field Goals.....	2-3.....	0-1
Points Off Turnovers.....	7.....	7

INDIVIDUAL STATISTICS

RUSHING: GT — Haynes King 24-110-3 TDs; Jamal Haynes 13-91; Chad Alexander 5-25; Malik Rutherford 1-20; Eric Singleton Jr. 3-14; Zach Pyron 1-0
 UGA — Nate Frazier 11-50-1 TD; Arian Smith 1-30; Dwight Phillips Jr. 2-13; Carson Beck 7-10; Roderick Robinson II 4-3; Cash 1-2

PASSING: GT — Haynes King 26-36-0, 303, 2 TDs; TEAM 0-1-0
 UGA — Carson Beck 28-43-0, 297, 5 TDs

RECEIVING: GT — Eric Singleton Jr. 8-86, 1 TD; Chase Lane 4-58; Jackson Hawes 4-46; Malik Rutherford 4-43; Jamal Haynes 2-3, 1 TD; Isiah Canion 1-30; Ryland Goede 1-25; Abdul Jannet Jr. 1-12; Chad Alexander 1-0
 UGA — Dominic Lovett 5-47, 2 TDs; Cash Jones 4-53, 1 TD; Lawson Luckie 3-38; Ben Yurosek 3-29; London Humphreys 3-21, 1 TD; Roderick Robinson II 2-34; Dillon Bell 2-28; Nate Frazier 2-18; Oscar Delp 2-15 1 TD; Arian Smith 2-14

INTERCEPTIONS: GT — None.
 UGA — None


FUMBLE RECOVERIES: GT — Jackson Hamilton
 UGA — Chaz Chambliss

FORCED FUMBLES: GT — Syeed Gibbs; Makius Scott
 UGA — Dan Jackson; Tyrion Ingram-Dawkins

TACKLES FOR LOSS: GT — Clayton Powell-Lee (1-11); Makius Scott (1-4); Jordan van den Berg (1-3)
 UGA — Smael Mondon Jr (1-1); CJ Allen (1-1); Raylen Wilson (1-1)

SACKS: GT — Clayton Powell-Lee (1-11); Makius Scott (1-4)
 UGA — Smael Mondon Jr (1-1)






GEORGIA TECH

27

7-6, 5-3



VANDERBILT

35

7-6, 3-5

Game 13 • Birmingham Bowl • Dec. 27, 2024 • Birmingham, Ala. • Protective Stadium (33,840)

SCORING SUMMARY

	1	2	3	4	F
Georgia Tech	0	10	3	14	27
Vanderbilt	7	7	7	14	35

1st 2:26 Vandy C.Spence 7 yd pass from D.Pavia (B.Taylor kick), 8-87, 4:40

2nd 10:06 GT R.Goede 2 yd pass from H.King (A.Birr kick), 15-75, 07:20

2nd 1:55 Vandy D.Pavia 2 yd rush (B.Taylor kick), 14-81, 08:06

2nd 0:08 GT A.Birr 43 yd FG, 9-49, 01:47

3rd 8:34 GT A.Birr 33 yd FG, 8-46, 03:51

3rd 0:56 Vandy E.Stowers 3 yd pass from D.Pavia (B.Taylor kick), 5-56, 02:20

4th 14:55 Vandy Q.Skinner Jr. 7 yd pass from D.Pavia (B.Taylor kick), 3-11, 00:49

4th 9:59 Vandy D.Pavia 6 yd rush (B.Taylor kick), 6-73, 03:41

4th 5:03 GT J.Haynes 9 yd pass from H.King (A.Birr kick), 11-75, 04:56

4th 1:30 GT B.Stockton 2 yd pass from H.King (A.Birr kick), 11-83, 02:36

GT 0 - Vandy 7

GT 7 - Vandy 7

GT 7 - Vandy 14

GT 10 - Vandy 14

GT 13 - Vandy 14

GT 13 - Vandy 21

GT 13 - Vandy 28

GT 13 - Vandy 35

GT 20 - Vandy 35

GT 27 - Vandy 35

TEAM STATISTICS

	GT	VU
First Downs.....	24.....	20
Rushes-Yards.....	36-190.....	38-146
Passing Yards.....	204.....	160
Pass Comp-Att-Int.....	25-33-1.....	13-21-0
Total Offense.....	394.....	306
Fumbles-Lost.....	4-1.....	0-0
Penalties-Yards.....	10-100.....	8-79
Punts-Yards (Avg./Net).....	3-125 (41.7/39.7).....	4-195 (44.8/36.8)
Kickoffs-Yards (Avg./Net).....	6-274 (45.7/32).....	6-353 (58.8/40.3)
Punt Returns (No.-Yds.-TD).....	2-28-0.....	2-6-0
Kickoff Returns (No.-Yds.-TD).....	2-11-0.....	4-52-0
Interceptions (No.-Yds.-TD).....	0-0-0.....	1-22-0
Fumble Returns (No.-Yds.-TD).....	0-0-0.....	0-0-0
Time of Possession.....	28:50.....	31:10
Third-Down Conversions.....	5-of-12.....	6-of-12
Fourth-Down Conversions.....	1-of-2.....	1-of-1
Red-Zone Scores-Chances.....	4-4.....	5-5
Sacks By (No.-Yds.).....	1-9.....	3-9
Field Goals.....	2-2.....	0-0
Points Off Turnovers.....	0.....	14

INDIVIDUAL STATISTICS

RUSHING: GT — Jamal Haynes 17-136; Malik Rutherford 1-29; Haynes King 11-9; Chad Alexander 6-7; Bailey Stockton 1-7; Ethan Mackenny 1-2
VU — Diego Pavia 16-85, 2 TDs; Sedrick Alexander 13-32; Quincy Skinner Jr. 1-22; Junior Sherrill 3-16; Moni Jones 1-4; TEAM 4--13

PASSING: GT — Haynes King 25-33-1, 204, 3 TDs
VU — Diego Pavia 13-21-0, 160, 3 TDs

RECEIVING: GT — Jamal Haynes 5-32, TD; Abdul Janneh 3-34; Malik Rutherford 3-32; Chase Lane 3-27; Avery Boyd 3-24; Isiah Canlon 2-20; Bailey Stockton 2-13, TD; Anthony Carrie 1-12; Jackson Hawes 1-7; Ryland Goede 1-2; Zion Taylor 1-1, TD
VU —Eli Stowers 4-55, TD; Sedrick Alexander 3-31; Cole Spence 3-17, TD; Loic Fouonji 1-40; Junior Sherrill 1-10; Quincy Skinner Jr. 1-7, TD

INTERCEPTIONS: GT — None.
VU — CJ Taylor (1)

FUMBLE RECOVERIES: GT — None.
VU — Aeneas DiCosmo (1)

FORCED FUMBLES: GT — None.
VU — Miles Capers (1); Glenn Seabrooks III

TACKLES FOR LOSS: GT — Zachary Tobe 2-11; Zeek Biggers 1-9; Tah'J Butler 1-1; EJ Lightsey 0.5-2; Omar Daniels 0.5-1
VU — Nick Rinaldi 2-5; Yılanan Ouattara 1.5-5; Langston Patterson 1.5-1; Miles Capers 1-2; Khordaw Sydnor 1-1

SACKS: GT — Zeek Biggers 1-9
VU — Nick Rinaldi 2-5; Yılanan Ouattara 1-4

33



2024-25 Georgia Tech Football
Game Results
All games

Page 1/1
as of Jan 06, 2025

Team Results

	Date	Opponent		Score	Overall	Conf	Time	Attend
*	08/24/2024	vs Florida St.	W	24-21	1-0	1-0	3:00	47998
	08/31/2024	Georgia St.	W	35-12	2-0	1-0	3:12	40113
*	09/07/2024	at Syracuse	L	28-31	2-1	1-1	3:18	39550
	09/14/2024	VMI	W	59-7	3-1	1-1	3:03	31729
*	09/21/2024	at Louisville	L	19-31	3-2	1-2	3:30	50727
*	10/05/2024	Duke	W	24-14	4-2	2-2	3:05	37287
*	10/12/2024	at North Carolina	W	41-34	5-2	3-2	3:33	44482
	10/19/2024	vs Notre Dame	L	13-31	5-3	3-2	3:17	59021
*	10/26/2024	at Virginia Tech	L	6-21	5-4	3-3	3:17	65632
*	11/09/2024	Miami (FL)	W	28-23	6-4	4-3	3:34	47358
*	11/21/2024	NC State	W	30-29	7-4	5-3	3:36	34591
	11/29/2024	at Georgia	Lot8	42-44	7-5	5-3	4:18	93033
	12/27/2024	vs Vanderbilt	L	27-35	7-6	5-3	4:20	33840



2024-25 Georgia Tech Football
Overall Team Statistics
All games

Page 1/2
as of Jan 06, 2025

Team Statistics

	GATECH	OPP
Scoring	376	333
Points per game	28.9	25.6
Points Off Turnovers	38	51
First Downs	281	238
Rushing	126	91
Passing	138	125
Penalty	17	22
Rushing Yardage	2431	1588
Yards gained rushing	2631	1837
Yards lost rushing	200	249
Rushing attempts	491	390
Average per rush	5.0	4.1
Average per game	187.0	122.2
TDs Rushing	29	15
Passing Yardage	3088	2869
Comp-Att-Int	269-412-7	253-401-5
Average per pass	7.5	7.2
Average per catch	11.5	11.3
Average per game	237.5	220.7
TDs Passing	17	24
Total offense	5519	4457
Total plays	903	791
Average per play	6.1	5.6
Average per game	424.5	342.8
Kick returns: #-Yards	21-373	18-374
Punt returns: #-Yards	20-151	25-216
Int returns: #-Yards	5-88	7-115
Kick return average	17.8	20.8
Punt return average	7.6	8.6
Int return average	17.6	16.4
Fumbles-Lost	14-3	9-6
Penalties-Yards	70-563	56-524
Average per game	43.3	40.3
Punts-Yards	49-2119	52-2316
Average per punt	43.2	44.5
Net punt average	37.2	40.9
Kickoffs-Yards	70-4352	64-4016
Average per kick	62.2	62.8
Net kick average	38.6	40.4
Time of possession / game	30:50	28:40
3rd-down conversion	69/169	54/161
3rd-down pct	41%	34%
4th-down conversion	16/28	18/29



2024-25 Georgia Tech Football
Overall Team Statistics
All games

Page 2/2
as of Jan 06, 2025

	GATECH	OPP
4th-down pct	57%	62%
Sacks by-Yards	18-122	9-36
Misc Yards	0	0
Touchdowns scored	47	43
Field goals - attempts	15-22	10-18
On-Side kicks	1-2	0-0
Red-zone scores	(47-53) 89%	(34-39) 87%
Red-zone touchdowns	(37-53) 70%	(29-39) 74%
PAT-attempts	(45-45) 100%	(37-37) 100%
2-point conversion-attempts	(1-8) 13%	(4-12) 33%
Attendance	191078	293424
Games / Avg per game	5/38216	5/58685
Neutral site games	-	3/46953

Score by Periods

Team	1st	2nd	3rd	4th	OT	TOT
Georgia Tech	86	105	51	119	15	376
Opponents	53	82	69	112	17	333



2024-25 Georgia Tech Football Individual Statistics All games

Page 1/3
as of Jan 06, 2025

Rushing

Player	gp	att	gain	loss	net	avg	td	lg	avg/g
Jamal Haynes	13	169	995	51	944	5.6	9	68	72.6
Haynes King	11	125	653	66	587	4.7	11	30	53.4
Chad Alexander	10	58	286	6	280	4.8	1	28	28.0
Eric Singleton, Jr.	12	21	141	10	131	6.2	1	35	10.9
Anthony Carrie	7	25	127	7	120	4.8	1	30	17.1
Zach Pyron	10	36	137	22	115	3.2	4	20	11.5
Malik Rutherford	13	9	87	0	87	9.7	0	29	6.7
Aaron Philo	5	12	76	0	76	6.3	1	18	15.2
Trelain Maddox	2	17	68	1	67	3.9	1	14	33.5
Trey Cooley	2	6	26	0	26	4.3	0	8	13.0
Brody Rhodes	1	2	17	0	17	8.5	0	9	17.0
Bailey Stockton	13	2	11	0	11	5.5	0	7	0.8
Daylon Gordon	13	2	5	0	5	2.5	0	3	0.4
Ethan Mackenny	5	0	2	0	2	0.0	0	2	0.4
Avery Boyd	13	1	0	2	-2	-2.0	0	0	-0.2
Team	13	6	0	35	-35	-5.8	0	0	-2.7
Total	13	491	2631	200	2431	5.0	29	68	187.0
Opponents	13	390	1837	249	1588	4.1	15	71	122.2

Passing

Player	gp	effic	comp-att-int	pct	yds	td	lg	avg/g
Haynes King	11	154.6	196-269-2	72.9	2114	14	52	192.2
Aaron Philo	5	114.5	38-74-2	51.4	565	1	57	113.0
Zach Pyron	10	107.6	35-65-3	53.8	409	2	60	40.9
Team	13	0.0	0-4-0	0.0	0	0	0	0.0
Total	13	138.5	269-412-7	65.3	3088	17	60	237.5
Opponents	13	140.4	253-401-5	63.1	2869	24	74	220.7

Receiving

Player	gp	no.	yds	avg	td	lg	avg/g
Malik Rutherford	13	62	702	11.3	3	52	54.0
Eric Singleton, Jr.	12	56	754	13.5	3	57	62.8
Jamal Haynes	13	28	166	5.9	3	17	12.8
Avery Boyd	13	25	316	12.6	2	33	24.3
Chase Lane	13	23	271	11.8	3	32	20.8
Bailey Stockton	13	17	206	12.1	1	27	15.8
Jackson Hawes	12	16	195	12.2	0	33	16.3
Abdul Janneh	13	7	109	15.6	0	60	8.4
Ryland Goede	11	6	70	11.7	1	25	6.4
Isiah Canion	10	6	83	13.8	0	30	8.3
Chad Alexander	10	5	22	4.4	0	12	2.2
Anthony Carrie	7	4	16	4.0	0	12	2.3
Josh Beetham	10	3	29	9.7	0	17	2.9
Christian Leary	4	3	27	9.0	0	17	6.8
Luke Harpring	4	3	43	14.3	0	27	10.8
Trey Cooley	2	1	4	4.0	0	4	2.0
Leo Blackburn	9	1	24	24.0	1	24	2.7
Zion Taylor	5	1	1	1.0	0	1	0.2
Chris Elko	9	1	41	41.0	0	41	4.6
Trelain Maddox	2	1	9	9.0	0	9	4.5
Total	13	269	3088	11.5	17	60	237.5
Opponents	13	253	2869	11.3	24	74	220.7

Punt Returns

Player	no.	yds	avg	td	lg
Rodney Shelley	14	94	6.7	0	26
Bailey Stockton	5	57	11.4	0	28
Zachary Tobe	1	0	0.0	0	0
Total	20	151	7.6	0	28
Opponents	25	216	8.6	1	69

Interceptions

Player	no.	yds	avg	td	lg
Warren Burrell	1	27	27.0	0	27
Romello Height	1	16	16.0	0	16
Ahmari Harvey	1	15	15.0	0	15
Trenilyas Tatum	1	9	9.0	0	9
E.J. Lightsey	1	21	21.0	0	21
Total	5	88	17.6	0	27
Opponents	7	115	16.4	1	36

Kick Returns

Player	no.	yds	avg	td	lg
Eric Singleton, Jr.	11	241	21.9	0	40
Zion Taylor	3	29	9.7	0	15
Ryland Goede	2	16	8.0	0	12
Christian Leary	2	35	17.5	0	20
Jackson Hawes	1	17	17.0	0	17
Daylon Gordon	1	12	12.0	0	12
Bailey Stockton	1	23	23.0	0	23
Total	21	373	17.8	0	40
Opponents	18	374	20.8	0	67

Fumbles Recovered

Player	no.	yds	avg	td	lg
Jordan van den Berg	2	0	0.0	0	0
Ahmari Harvey	1	0	0.0	0	0
Jackson Hamilton	1	0	0.0	0	0
Zeek Biggers	1	0	0.0	0	0
Clayton Powell-Lee	1	0	0.0	0	0
Total	6	0	0.0	0	0
Opponents	3	0	0.0	1	0



2024-25 Georgia Tech Football
Individual Statistics
All games

Page 2/3
as of Jan 06, 2025

Scoring

Player	td	fg	PAT						pts
			kick	rush	rcv	pass	dxp	saf	
Aidan Birr	-	15-22	45-45	-	-	-	-	-	90
Jamal Haynes	12	-	-	-	-	-	-	-	72
Haynes King	11	-	-	-	-	1	-	-	66
Zach Pyron	4	-	-	-	-	-	-	-	24
Eric Singleton, Jr.	4	-	-	-	-	-	-	-	24
Malik Rutherford	3	-	-	-	1	-	-	-	20
Chase Lane	3	-	-	-	-	-	-	-	18
Avery Boyd	2	-	-	-	-	-	-	-	12
Ryland Goede	1	-	-	-	-	-	-	-	6
Leo Blackburn	1	-	-	-	-	-	-	-	6
E.J. Lightsey	1	-	-	-	-	-	-	-	6
Chad Alexander	1	-	-	-	-	-	-	-	6
Bailey Stockton	1	-	-	-	-	-	-	-	6
Aaron Philo	1	-	-	-	-	-	-	-	6
Trelain Maddox	1	-	-	-	-	-	-	-	6
Anthony Carrie	1	-	-	-	-	-	-	-	6
Total	47	15-22	45-45	0	1	1	0	1	376
Opponents	43	10-18	37-37	3	1	1	0	0	333

Field Goals

Player	fg	pct.	01-19	20-29	30-39	40-49	50-99	lg	blk
Aidan Birr	15-22	68.2	0-0	6-7	3-4	5-8	1-3	51	2
Opponents	10-18	55.6	0-0	3-3	1-1	3-7	3-7	59	4

FG Sequence

Team Name	Georgia Tech	Opponents
Florida St.	51,(44)	(52),(59)
Syracuse	45	43,(33)
VMI	(28)	
Louisville	46,(26),50	52,(27)
Duke	(23)	43
North Carolina	(26),(29),49	42,(50),(26)
Notre Dame	35	(42),46
Virginia Tech	(34),(51)	55
NC State	(44),(41),(45)	58
Georgia	(31),25,(23)	53
Vanderbilt	(43),(33)	
Georgia St.		(21),(47)
Miami (FL)		(41)

Numbers in (parentheses) indicate field goal was made

Total Offense

Player	g	plays	rush	pass	total	avg/g
Haynes King	11	394	587	2114	2701	245.5
Jamal Haynes	13	169	944	0	944	72.6
Aaron Philo	5	86	76	565	641	128.2
Zach Pyron	10	101	115	409	524	52.4
Chad Alexander	10	58	280	0	280	28.0
Eric Singleton, Jr.	12	21	131	0	131	10.9
Anthony Carrie	7	25	120	0	120	17.1
Malik Rutherford	13	9	87	0	87	6.7
Trelain Maddox	2	17	67	0	67	33.5
Trey Cooley	2	6	26	0	26	13.0
Brody Rhodes	1	2	17	0	17	17.0
Bailey Stockton	13	2	11	0	11	0.8
Daylon Gordon	13	2	5	0	5	0.4
Ethan Mackenny	5	0	2	0	2	0.4
Avery Boyd	13	1	-2	0	-2	-0.2
Team	13	0	-35	0	-35	-2.7
Total	13	903	2431	3088	5519	424.5
Opponents	13	791	1588	2869	4457	342.8

Punting

Player	no.	yds	avg	lg	tb	fc	i20	50+	blk
David Shanahan	49	2119	43.2	61	4	7	14	9	0
Total	49	2119	43.2	61	4	7	14	9	0
Opponents	52	2316	44.5	69	2	16	19	16	1

Kickoffs

Player	no.	yds	avg	tb	ob	retn	net	ydln
Aidan Birr	70	4352	62.2	50	1			
Total	70	4352	62.2	50	1	18	38.6	26
Opponents	64	4016	62.8	39	2	22	40.4	24



2024-25 Georgia Tech Football
Individual Statistics
All games

Page 3/3
as of Jan 06, 2025

All Purpose

Player	g	rush	rcv	pr	kr	ir	total	avg/g
Eric Singleton, Jr.	12	131	754	0	241	0	1126	93.8
Jamal Haynes	13	944	166	0	0	0	1110	85.4
Malik Rutherford	13	87	702	0	0	0	789	60.7
Haynes King	11	587	0	0	0	0	587	53.4
Avery Boyd	13	-2	316	0	0	0	314	24.2
Chad Alexander	10	280	22	0	0	0	302	30.2
Bailey Stockton	13	11	206	57	23	0	297	22.8
Chase Lane	13	0	271	0	0	0	271	20.8
Jackson Hawes	12	0	195	0	17	0	212	17.7
Anthony Carrie	7	120	16	0	0	0	136	19.4
Zach Pyron	10	115	0	0	0	0	115	11.5
Abdul Jannah	13	0	109	0	0	0	109	8.4
Rodney Shelley	11	0	0	94	0	0	94	8.5
Ryland Goede	11	0	70	0	16	0	86	7.8
Isiah Canion	10	0	83	0	0	0	83	8.3
Aaron Philo	5	76	0	0	0	0	76	15.2
Trelain Maddox	2	67	9	0	0	0	76	38.0
Christian Leary	4	0	27	0	35	0	62	15.5
Luke Harpring	4	0	43	0	0	0	43	10.8
Chris Elko	9	0	41	0	0	0	41	4.6
Trey Cooley	2	26	4	0	0	0	30	15.0
Zion Taylor	5	0	1	0	29	0	30	6.0
Josh Beetham	10	0	29	0	0	0	29	2.9
Warren Burrell	11	0	0	0	0	27	27	2.5
Leo Blackburn	9	0	24	0	0	0	24	2.7
E.J. Lightsey	9	0	0	0	0	21	21	2.3
Brody Rhodes	1	17	0	0	0	0	17	17.0
Daylon Gordon	13	5	0	0	12	0	17	1.3
Romello Height	12	0	0	0	0	16	16	1.3
Ahmari Harvey	13	0	0	0	0	15	15	1.2
Trenilyas Tatum	13	0	0	0	0	9	9	0.7
Ethan Mackenny	5	2	0	0	0	0	2	0.4
Team	13	-35	0	0	0	0	-35	-2.7
Total	13	2431	3088	151	373	88	6131	471.6
Opponents	13	1588	2869	216	374	115	5162	397.1



2024-25 Georgia Tech Football
Overall Defense Statistics
All games

Page 1/1
as of Jan 06, 2025

Team Defense

			Tackles				Sacks	Pass defense			Fumbles	blkd		
##	Player	gp	ua	a	tot	tfl/yds	no-yds	int-yds	brup	qbh	fr-yds	ff	kick	saf
44	Kyle Efford	10	33	31	64	5.5-21	3-16	.	1	1
3	Ahmari Harvey	13	48	15	63	2.5-6	.	1-15	2	.	1-0	1	.	.
0	Trenilyas Tatum	13	36	19	55	5.5-28	2-19	1-9	2	.	.	1	.	.
5	Clayton Powell-Lee	13	33	20	53	1.5-12	1-11	.	3	1	1-0	.	.	.
21	Omar Daniels	12	33	16	49	2.5-5	.	.	3
7	Taye Seymore	10	28	18	46	3-7	.	.	2
1	LaMiles Brooks	12	24	18	42	3-7	.	.	2	2
9	Romello Height	12	18	16	34	6.5-26	2.5-16	1-16	.	4	.	2	.	.
4	Warren Burrell	11	23	4	27	.	.	1-27	4
17	Jackson Hamilton	13	11	15	26	1-2	1-0	.	.	.
15	Tah'j Butler	13	17	8	25	4.5-11	.	.	.	1
32	Sylvain Yondjouen	13	14	10	24	6-31	2.5-17	.	5	7
99	Jordan van den Berg	13	14	9	23	5-15	1-7	.	.	1	2-0	.	.	.
88	Zeek Biggers	13	12	11	23	3.5-13	1-9	.	3	1	1-0	.	2	.
2	E.J. Lightsey	9	10	12	22	1-3	.	1-21	.	1
16	Syeed Gibbs	10	15	7	22	4-11	1-5	.	1	.	.	2	1	.
27	Josh Robinson	13	10	10	20	2-8	1-5	.	1	2
6	Rodney Shelley	11	15	4	19	5-8	.	.	4	1	.	.	1	.
23	Zachary Tobe	12	14	3	17	2-11	.	.	3
8	Makius Scott	13	6	8	14	1.5-10	1.5-10	.	2	1	.	1	.	.
59	Thomas Gore	13	8	6	14	4-7	0.5-3
11	Kevin Harris	13	9	4	13	1.5-5	1-4	.	.	2
21	Daylon Gordon	13	7	1	8
95	Jason Moore	13	3	3	6	1-3
90	Jordan Boyd	10	2	4	6
28	Austin Dean	12	5	1	6
4	Abdul Janneh	13	3	2	5
20	Christian Pritchett	11	2	2	4
39	Will Kiker	6	2	1	3
89	Chris Elko	9	1	1	2
98	Amontrae Bradford	10	1	1	2	1	.
2	Eric Singleton, Jr.	12	1	.	1
86	Ryland Goede	11	1	.	1
12	Aaron Philo	5	1	.	1	1
11	Jamal Haynes	13	1	.	1
	Totals	13	461	280	741	72-250	18-122	5-88	38	26	6-0	7	5	1
	Opponents	13	491	406	897	59-184	9-36	7-115	37	34	3-0	7	2	0



2024-25 Georgia Tech Football
Passing Game-by-Game
All games

Page 1/1
as of Jan 06, 2025

#5 Zach Pyron	Comp	Att	Int	Pct	Yards	TD	Long	Sacked	Effic.
Georgia St.	1	1	0	100.0	-1	0	0	0-0	91.6
VMI	3	5	0	60.0	58	1	24	0-0	223.4
North Carolina	1	1	0	100.0	7	0	7	0-0	158.8
Notre Dame	20	36	2	55.6	269	1	60	2-14	116.4
Virginia Tech	10	22	1	45.5	76	0	17	1-5	65.4
Totals	35	65	3	53.8	409	2	60	3-19	107.6

#10 Haynes King	Comp	Att	Int	Pct	Yards	TD	Long	Sacked	Effic.
Florida St.	11	16	0	68.8	146	0	42	0-0	145.4
Georgia St.	24	29	1	82.8	275	2	52	0-0	178.3
Syracuse	29	39	0	74.4	266	1	45	0-0	140.1
VMI	17	22	0	77.3	275	3	50	0-0	227.3
Louisville	21	32	0	65.6	312	0	51	0-0	147.5
Duke	23	31	0	74.2	167	2	24	1-1	140.7
North Carolina	11	22	0	50.0	127	0	27	0-0	98.5
Miami (FL)	6	6	0	100.0	32	1	11	0-0	199.8
NC State	3	3	0	100.0	7	0	5	1-6	119.6
Georgia	26	36	0	72.2	303	2	33	1-1	161.3
Vanderbilt	25	33	1	75.8	204	3	20	3-9	151.6
Totals	196	269	2	72.9	2114	14	52	6-17	154.6

#12 Aaron Philo	Comp	Att	Int	Pct	Yards	TD	Long	Sacked	Effic.
VMI	3	5	0	60.0	49	0	41	0-0	142.3
Virginia Tech	11	26	1	42.3	184	0	57	0-0	94.1
Miami (FL)	5	10	0	50.0	67	1	27	0-0	139.3
NC State	19	33	1	57.6	265	0	49	0-0	119.0
Totals	38	74	2	51.4	565	1	57	0-0	114.5



2024-25 Georgia Tech Football
Rushing/Receiving Game-by-Game
All games

Page 1/1
as of Jan 06, 2025

Rushing

Player	No-Yds/TD	FSU	GSU	SU	VMI	LOU	DU	UNC	ND	VT	UM	NCSU	UG	VU
Jamal Haynes	169-944/9	11-75/2	17-84/1	11-35/1	7-19/0	12-25/1	19-128/0	19-170/2	8-15/1	18-47/0	3-83/1	14-36/0	13-91/0	17-136/0
Haynes King	125-587/11	14-64/0	5-27/1	6-67/2	-	14-58/1	12-30/0	11-107/2	DNP	DNP	20-93/1	8-22/1	24-110/3	11-9/0
Chad Alexander	58-280/1	7-41/0	5-23/0	DNP	4-18/0	DNP	10-59/0	10-61/1	5-19/0	DNP	3-18/0	3-9/0	5-25/0	6-7/0
Zach Pyron	36-115/4	1-1/1	2-15/0	1-2/0	4-25/2	1-2/0	3-9/1	5-6/0	13-45/0	5-10/0	DNP	DNP	1-0/0	DNP
Anthony Carrie	25-120/1	DNP	4-41/0	5-5/0	4-37/1	DNP	-	DNP	DNP	8-33/0	4-4/0	DNP	DNP	-
Eric Singleton, Jr.	21-131/1	1-10/0	1-35/1	1-3/0	1-15/0	-	3-16/0	1-8/0	2-1/0	-	6-34/0	2--5/0	3-14/0	DNP
Trelain Maddox	17-67/1	DNP	DNP	DNP	9-53/1	8-14/0	DNP	DNP	DNP	DNP	DNP	DNP	DNP	DNP
Aaron Philo	12-76/1	DNP	DNP	DNP	-	DNP	DNP	DNP	DNP	2-6/0	3-13/0	7-57/1	DNP	-
Malik Rutherford	9-87/0	1-9/0	-	-	1-1/0	1-1/0	1-4/0	2-19/0	-	-	1-4/0	-	1-20/0	1-29/0
Trey Cooley	6-26/0	-	DNP	DNP	DNP	DNP	DNP	DNP	DNP	DNP	6-26/0	DNP	DNP	DNP
Brody Rhodes	2-17/0	DNP	DNP	DNP	2-17/0	DNP	DNP	DNP	DNP	DNP	DNP	DNP	DNP	DNP
Bailey Stockton	2-11/0	-	-	-	-	-	-	-	-	-	-	1-4/0	-	1-7/0
Daylon Gordon	2-5/0	-	-	-	2-5/0	-	-	-	-	-	-	-	-	-
Avery Boyd	1--2/0	-	-	-	-	1--2/0	-	-	-	-	-	-	-	-

Receiving

Player	No-Yds/TD	FSU	GSU	SU	VMI	LOU	DU	UNC	ND	VT	UM	NCSU	UG	VU
Malik Rutherford	62-702/3	4-66/0	7-131/1	7-38/0	4-50/1	7-113/0	8-76/0	3-35/0	4-32/0	6-53/0	4-28/1	1-5/0	4-43/0	3-32/0
Eric Singleton, Jr.	56-754/3	2-19/0	4-43/0	5-86/0	5-102/1	5-88/0	6-42/1	3-19/0	6-59/0	5-90/0	2-14/0	5-106/0	8-86/1	DNP
Jamal Haynes	28-166/3	2-16/0	2-6/0	5-26/0	1-5/0	1-11/0	3-12/1	1-9/0	2-12/0	-	-	4-34/0	2-3/1	5-32/1
Avery Boyd	25-316/2	1-14/0	4-27/1	4-56/0	2-36/1	1-28/0	-	2-19/0	1-25/0	3-42/0	-	4-45/0	-	3-24/0
Chase Lane	23-271/3	2-31/0	2-25/0	3-27/1	2-54/0	4-22/0	-	-	1-6/1	-	1-15/1	1-6/0	4-58/0	3-27/0
Bailey Stockton	17-206/1	-	1-9/0	2-17/0	2-24/0	-	1-18/0	-	2-37/0	1-7/0	1-27/0	5-54/0	-	2-13/1
Jackson Hawes	16-195/0	-	1-10/0	2-13/0	1-13/0	2-41/0	-	DNP	1-20/0	1-14/0	2-11/0	1-20/0	4-46/0	1-7/0
Abdul Janneh	7-109/0	-	-	-	1-1/0	-	-	-	1-60/0	1-2/0	-	-	1-12/0	3-34/0
Isiah Canion	6-83/0	DNP	DNP	DNP	-	-	1-4/0	-	-	2-29/0	-	-	1-30/0	2-20/0
Ryland Goede	6-70/1	-	1-16/0	-	-	-	2-11/0	1-16/0	DNP	DNP	-	-	1-25/0	1-2/1
Chad Alexander	5-22/0	-	-	DNP	-	DNP	1-2/0	-	2-18/0	DNP	-	1-2/0	1-0/0	-
Anthony Carrie	4-16/0	DNP	1--1/0	1-3/0	-	DNP	1-2/0	DNP	DNP	-	-	DNP	DNP	1-12/0
Luke Harpring	3-43/0	DNP	DNP	-	1-7/0	DNP	DNP	2-36/0	-	DNP	DNP	DNP	DNP	DNP
Josh Beetham	3-29/0	-	1-6/0	-	-	-	DNP	DNP	DNP	2-23/0	-	-	-	-
Christian Leary	3-27/0	-	1-2/0	-	2-25/0	DNP	DNP	DNP	DNP	DNP	DNP	DNP	DNP	DNP
Chris Elko	1-41/0	DNP	DNP	DNP	1-41/0	DNP	-	-	-	-	-	-	-	-
Leo Blackburn	1-24/1	-	-	-	1-24/1	-	-	-	DNP	-	-	DNP	DNP	DNP
Trelain Maddox	1-9/0	DNP	DNP	DNP	-	1-9/0	DNP	DNP	DNP	DNP	DNP	DNP	DNP	DNP
Trey Cooley	1-4/0	-	DNP	DNP	DNP	DNP	DNP	DNP	DNP	DNP	1-4/0	DNP	DNP	DNP
Zion Taylor	1-1/0	DNP	-	DNP	-	-	-	DNP	DNP	DNP	DNP	DNP	DNP	1-1/0



2024-25 Georgia Tech Football
Total Tackles Game-by-Game
All games

Page 1/1
as of Jan 06, 2025

Total Tackles

Player	S-A	Total	FSU	GSU	SU	VMI	LOU	DU	UNC	ND	VT	UM	NCSU	UG	VU
Kyle Efford	33-31	64	1-9	5-8	5-1	1-2	6-1	1-2	6-4	DNP	DNP	2-4	3-0	3-0	DNP
Ahmari Harvey	48-15	63	6-2	3-0	5-3	3-0	1-0	5-2	3-2	3-1	4-0	6-2	3-1	3-1	3-1
Trenilyas Tatum	36-19	55	3-3	2-1	3-1	2-0	3-0	3-2	4-2	2-2	3-4	4-3	2-0	3-1	2-0
Clayton Powell-Lee	33-20	53	3-1	3-4	1-2	-	2-2	1-1	2-1	4-1	1-1	2-3	6-2	4-1	4-1
Omar Daniels	33-16	49	4-0	2-0	4-1	2-1	1-1	3-0	1-3	2-2	DNP	5-2	3-1	3-4	3-1
Taye Seymore	28-18	46	1-0	1-1	6-4	0-4	4-0	2-3	2-1	5-2	4-2	3-1	DNP	DNP	DNP
LaMiles Brooks	24-18	42	3-4	4-0	1-1	DNP	-	1-0	-	4-1	2-4	2-3	3-2	-	4-3
Romello Height	18-16	34	2-1	1-3	2-2	0-4	3-2	1-1	3-0	1-1	2-2	2-0	1-0	-	DNP
Warren Burrell	23-4	27	-	5-1	5-0	1-0	1-1	2-0	3-0	1-0	3-1	DNP	DNP	-	2-1
Jackson Hamilton	11-15	26	-	-	2-0	1-0	1-1	0-1	0-2	2-0	0-2	0-1	3-3	2-5	-
Tah'j Butler	17-8	25	1-1	1-0	-	4-1	2-1	-	-	3-0	1-3	-	1-1	1-0	3-1
Sylvain Yondjouen	14-10	24	1-0	1-2	1-1	1-0	1-1	1-0	2-0	2-2	2-1	0-1	1-0	1-1	0-1
Jordan van den Berg	14-9	23	-	0-2	1-0	2-2	-	3-0	2-1	-	1-0	-	0-2	3-1	2-1
Zeek Biggers	12-11	23	1-2	1-0	1-1	0-1	0-2	-	2-1	5-0	0-1	0-1	-	-	2-2
Syeed Gibbs	15-7	22	DNP	DNP	1-1	2-1	2-0	1-2	2-2	3-1	1-0	DNP	-	2-0	1-0
E.J. Lightsey	10-12	22	1-0	1-0	DNP	DNP	DNP	DNP	0-1	2-1	1-1	3-3	0-1	1-1	1-4
Josh Robinson	10-10	20	1-3	1-1	1-2	2-1	0-1	-	1-1	1-0	2-0	0-1	-	1-0	-
Rodney Shelley	15-4	19	1-1	3-0	1-0	-	-	1-0	2-0	DNP	4-0	1-1	2-1	0-1	DNP
Zachary Tobe	14-3	17	2-0	-	-	3-0	0-1	-	DNP	1-0	-	-	-	2-1	6-1
Thomas Gore	8-6	14	-	0-1	0-1	0-1	1-0	-	-	3-0	0-1	0-1	2-0	2-0	0-1
Makius Scott	6-8	14	0-1	-	0-1	-	0-1	-	1-3	1-0	0-1	0-1	-	3-0	1-0
Kevin Harris	9-4	13	2-0	-	2-0	2-1	-	-	-	-	0-1	1-0	-	1-1	1-1
Daylon Gordon	7-1	8	1-0	-	-	-	-	1-0	1-0	1-0	2-1	1-0	-	-	-
Austin Dean	5-1	6	1-0	1-0	-	-	-	1-0	DNP	1-0	1-1	-	-	-	-
Jason Moore	3-3	6	-	-	-	-	-	0-1	0-1	1-0	1-1	-	-	-	1-0
Jordan Boyd	2-4	6	DNP	DNP	-	1-2	0-1	1-1	-	-	-	DNP	-	-	-
Abdul Janneh	3-2	5	-	-	-	-	-	-	0-2	1-0	-	1-0	-	1-0	-
Christian Pritchett	2-2	4	DNP	DNP	-	0-1	-	-	1-0	-	0-1	1-0	-	-	-
Will Kiker	2-1	3	DNP	DNP	DNP	DNP	DNP	DNP	DNP	-	0-1	-	-	-	2-0
Chris Elko	1-1	2	DNP	DNP	DNP	-	DNP	-	-	-	-	-	1-0	-	0-1
Amontrae Bradford	1-1	2	DNP	-	-	1-0	-	DNP	0-1	DNP	-	-	-	-	-
Eric Singleton, Jr.	1-0	1	-	-	-	-	-	-	-	-	1-0	-	-	-	DNP
Jamal Haynes	1-0	1	-	-	-	-	-	-	-	-	-	-	-	-	1-0
Aaron Philo	1-0	1	DNP	DNP	DNP	-	DNP	DNP	DNP	DNP	1-0	-	-	DNP	-
Ryland Goede	1-0	1	-	-	-	-	-	-	-	DNP	DNP	-	1-0	-	-



2024-25 Georgia Tech Football
Team Game-by-Game
All games

Page 1/2
as of Jan 06, 2025

Date	Opponent	Rushing				Receiving				Passing				Kick Returns				Punt Returns				tot		
		no.	yds	td	lg	no.	yds	td	lg	cmp	att	int	yds	td	lg	no.	yds	td	lg	no.	yds	td	lg	off
08/24/2024	vs Florida St.	36	190	3	36	11	146	0	42	11	16	0	146	0	42	1	20	0	20	1	0	0	0	336
08/31/2024	Georgia St.	34	225	3	35	25	274	2	52	25	30	1	274	2	52	0	0	0	0	2	22	0	15	499
09/07/2024	at Syracuse	24	112	3	26	29	266	1	45	29	40	0	266	1	45	1	15	0	15	0	0	0	0	378
09/14/2024	VMI	34	190	4	29	23	382	4	50	23	32	0	382	4	50	2	16	0	12	7	69	0	26	572
09/21/2024	at Louisville	37	98	2	26	21	312	0	51	21	32	0	312	0	51	2	40	0	23	1	1	0	1	410
10/05/2024	Duke	49	245	1	39	23	167	2	24	23	31	0	167	2	24	3	70	0	40	0	0	0	0	412
10/12/2024	at North Carolina	48	371	5	68	12	134	0	27	12	23	0	134	0	27	1	21	0	21	0	0	0	0	505
10/19/2024	vs Notre Dame	29	64	1	20	20	269	1	60	20	38	2	269	1	60	4	98	0	31	1	4	0	4	333
10/26/2024	at Virginia Tech	33	96	0	17	21	260	0	57	21	48	2	260	0	57	1	16	0	16	4	22	0	16	356
11/09/2024	Miami (FL)	48	271	2	65	11	99	2	27	11	16	0	99	2	27	3	47	0	17	0	0	0	0	370
11/21/2024	NC State	36	119	2	18	22	272	0	49	22	36	1	272	0	49	0	0	0	0	1	2	0	2	391
11/29/2024	at Georgia	47	260	3	44	26	303	2	33	26	37	0	303	2	33	1	19	0	19	1	3	0	3	563
12/27/2024	vs Vanderbilt	36	190	0	29	25	204	3	20	25	33	1	204	3	20	2	11	0	12	2	28	0	28	394
Georgia Tech		491	2431	29	68	269	3088	17	60	269	412	7	3088	17	60	21	373	0	40	20	151	0	28	5519
Opponents		390	1588	15	71	253	2869	24	74	253	401	5	2869	24	74	18	374	0	67	25	216	1	69	4457

Georgia Tech Averages

Games	Avg/ rush	Avg/ catch	Pass effic	KR avg	PR avg	All purpose avg/game	Total offense avg/game
13	5.0	11.5	138.5	17.8	7.6	471.6	424.5

Date	Opponent	Tackles			Sacks no-yds	Fumble ff fr-yds	Pass Defense			blkd kick	PAT attempts			off		
		ua	a total	tfl-yds			int-yds	qbh	brup		kick	rush	rcv	saf	t/o	pts
08/24/2024	vs Florida St.	35	28	63	7.0-17	1-4	0	0-0	0-0	1	1	0	3-3	0	0	24
08/31/2024	Georgia St.	35	24	59	8.0-15	0-0	0	1-0	0-0	1	4	0	5-5	0	0	35
09/07/2024	at Syracuse	42	22	64	3.0-10	1-5	0	0-0	0-0	1	6	2	4-4	0	0	28
09/14/2024	VMI	28	22	50	10.0-39	3-23	1	1-0	0-0	0	2	0	8-8	0	0	59
09/21/2024	at Louisville	28	16	44	3.0-7	0-0	0	0-0	0-0	4	0	1	2-2	0	0	19
10/05/2024	Duke	28	16	44	4.0-13	1-7	0	0-0	1-15	1	4	0	3-3	0	0	24
10/12/2024	at North Carolina	38	28	66	4.0-23	3-21	2	2-0	0-0	6	6	1	5-5	0	0	41
10/19/2024	vs Notre Dame	49	14	63	6.0-14	0-0	0	0-0	1-27	1	1	0	1-1	0	0	13
10/26/2024	at Virginia Tech	37	30	67	11.0-44	2-19	1	0-0	0-0	4	3	1	0-0	0	0	6
11/09/2024	Miami (FL)	34	28	62	4.0-19	3-18	1	1-0	0-0	3	3	0	4-4	0	0	28
11/21/2024	NC State	32	14	46	4.0-7	1-1	0	0-0	3-46	0	5	0	3-3	0	0	30
11/29/2024	at Georgia	36	18	54	3.0-18	2-15	2	1-0	0-0	0	3	0	4-4	0	1	42
12/27/2024	vs Vanderbilt	39	20	59	5.0-24	1-9	0	0-0	0-0	4	0	0	3-3	0	0	27
Georgia Tech		461	280	741	72.0-250	18-122	7	6-0	5-88	26	38	5	45-45	0	1	376
Opponents		491	406	897	59.0-184	9-36	7	3-0	7-115	34	37	2	37-37	3	1	333

		Punting										Field Goals			Kickoffs				
Date	Opponent	no.	yds	avg	long	blkd	tb	fc	50+	i20	md-att	long	blkd	no.	yds	avg	tb	ob	
08/24/2024	vs Florida St.	2	93	46.5	49	0	0	0	0	0	1-2	44	0	4	260	65.0	3	0	
08/31/2024	Georgia St.	3	123	41.0	47	0	0	2	0	1	0-0	0	0	6	385	64.2	4	0	
09/07/2024	at Syracuse	4	193	48.3	61	0	1	1	1	2	0-1	0	0	4	260	65.0	4	0	
09/14/2024	VMI	3	116	38.7	41	0	0	0	0	2	1-1	28	0	10	648	64.8	8	0	
09/21/2024	at Louisville	2	113	56.5	58	0	0	0	2	2	1-3	26	1	4	248	62.0	3	0	
10/05/2024	Duke	5	203	40.6	53	0	0	1	2	2	1-1	23	0	5	324	64.8	4	0	
10/12/2024	at North Carolina	5	208	41.6	52	0	0	0	1	1	2-3	29	0	8	475	59.4	4	0	
10/19/2024	vs Notre Dame	4	180	45.0	54	0	2	0	1	0	0-1	0	1	2	130	65.0	2	0	
10/26/2024	at Virginia Tech	7	318	45.4	54	0	0	0	1	0	2-2	51	0	3	195	65.0	3	0	
11/09/2024	Miami (FL)	5	220	44.0	47	0	0	1	0	1	0-0	0	0	5	325	65.0	4	0	
11/21/2024	NC State	5	189	37.8	46	0	1	2	0	2	3-3	45	0	7	440	62.9	5	0	
11/29/2024	at Georgia	1	38	38.0	38	0	0	0	0	0	2-3	31	0	6	388	64.7	5	0	



2024-25 Georgia Tech Football
Team Game-by-Game
All games

		Punting										Field Goals				Kickoffs				
Date	Opponent	no.	yds	avg	long	blkd	tb	fc	50+	i20	md-att	long	blkd	no.	yds	avg	tb	ob		
12/27/2024	vs Vanderbilt	3	125	41.7	53	0	0	0	1	1	2-2	43	0	6	274	45.7	1	1		
Georgia Tech		49	2119	43.2	61	0	4	7	9	14	15-22	51	2	70	4352	62.2	50	1		
Opponents		52	2316	44.5	69	1	2	16	16	19	10-18	59	4	64	4016	62.8	39	2		



2024-25 Georgia Tech Football Opponents Game-by-Game All games

Page 1/2
as of Jan 06, 2025

Date	Opponent	Rushing				Receiving				Passing				Kick Returns				Punt Returns				tot			
		no.	yds	td	lg	no.	yds	td	lg	cmp	att	int	yds	td	lg	no.	yds	td	lg	no.	yds	td	lg	off	
08/24/2024	vs Florida St.	31	98	2	28	19	193	0	21	19-27-0				193	0	21	1	16	0	16	1	3	0	3	291
08/31/2024	Georgia St.	29	150	0	41	19	210	1	28	19-34-0				210	1	28	2	48	0	30	1	0	0	0	360
09/07/2024	at Syracuse	32	134	0	24	32	381	4	32	32-46-0				381	4	32	0	0	0	0	1	0	0	0	515
09/14/2024	VMI	28	12	0	14	13	92	1	34	13-19-0				92	1	34	1	14	0	14	1	0	0	0	104
09/21/2024	at Louisville	27	57	0	9	13	269	2	57	13-19-0				269	2	57	1	15	0	15	2	3	0	3	326
10/05/2024	Duke	20	74	0	20	18	205	2	65	18-31-1				205	2	65	1	67	0	67	3	44	0	23	279
10/12/2024	at North Carolina	34	201	2	71	18	216	1	53	18-34-0				216	1	53	4	89	0	39	2	76	1	69	417
10/19/2024	vs Notre Dame	39	168	3	23	21	217	0	28	21-30-1				217	0	28	0	0	0	0	2	14	0	12	385
10/26/2024	at Virginia Tech	33	99	1	41	17	134	2	31	17-28-0				134	2	31	0	0	0	0	7	65	0	25	233
11/09/2024	Miami (FL)	24	88	0	14	25	348	3	74	25-39-0				348	3	74	1	17	0	17	2	2	0	2	436
11/21/2024	NC State	29	253	4	53	17	147	0	28	17-30-3				147	0	28	2	38	0	22	0	0	0	0	400
11/29/2024	at Georgia	26	108	1	30	28	297	5	25	28-43-0				297	5	25	1	18	0	18	1	3	0	3	405
12/27/2024	vs Vanderbilt	38	146	2	22	13	160	3	40	13-21-0				160	3	40	4	52	0	20	2	6	0	7	306
Opponents		390	1588	15	71	253	2869	24	74	253-401-5				2869	24	74	18	374	0	67	25	216	1	69	4457
Georgia Tech		491	2431	29	68	269	3088	17	60	269-412-7				3088	17	60	21	373	0	40	20	151	0	28	5519

Opponents Averages

Games	Avg/ rush	Avg/ catch	Pass effic	KR avg	PR avg	All purpose avg/game	Total offense avg/game
13	4.1	11.3	140.4	20.8	8.6	397.1	342.8

Date	Opponent	Tackles				Sacks	Fumble		Pass Defense			blkd	PAT attempts			off		
		ua	a	total	tfl-yds	no-yds	ff	fr-yds	int-yds	qbh	brup	kick	kick	rush	rcv	saf	t/o	pts
08/24/2024	vs Florida St.	35	20	55	3.0-18	0-0	0	0-0	0-0	1	1	0	1-1	1	0	0	0	21
08/31/2024	Georgia St.	41	20	61	5.0-15	0-0	0	0-0	1-0	1	4	0	0-0	0	0	0	6	12
09/07/2024	at Syracuse	30	22	52	3.0-5	0-0	0	0-0	0-0	3	3	0	4-4	0	0	0	0	31
09/14/2024	VMI	38	18	56	3.0-12	0-0	1	0-0	0-0	1	3	0	1-1	0	0	0	0	7
09/21/2024	at Louisville	32	50	82	7.0-20	0-0	1	1-0	0-0	6	1	1	4-4	0	0	0	7	31
10/05/2024	Duke	47	38	85	6.0-11	1-1	0	0-0	0-0	1	1	0	2-2	0	0	0	0	14
10/12/2024	at North Carolina	37	32	69	2.0-7	0-0	0	0-0	0-0	7	2	0	4-4	0	0	0	0	34
10/19/2024	vs Notre Dame	36	22	58	4.0-31	2-14	1	0-0	2-36	4	5	1	4-4	0	0	0	10	31
10/26/2024	at Virginia Tech	33	44	77	5.0-16	1-5	0	0-0	2-39	7	5	0	3-3	0	0	0	7	21
11/09/2024	Miami (FL)	33	36	69	6.0-12	0-0	0	0-0	0-0	0	3	0	2-2	0	0	0	0	23
11/21/2024	NC State	37	36	73	5.0-20	1-6	0	0-0	1-18	0	5	0	3-3	1	0	0	0	29
11/29/2024	at Georgia	52	32	84	3.0-3	1-1	2	1-0	0-0	0	3	0	4-4	1	1	0	7	44
12/27/2024	vs Vanderbilt	40	36	76	7.0-14	3-9	2	1-0	1-22	3	1	0	5-5	0	0	0	14	35
Opponents		491	406	897	59.0-184	9-36	7	3-0	7-115	34	37	2	37-37	3	1	0	51	333
Georgia Tech		461	280	741	72.0-250	18-122	7	6-0	5-88	26	38	5	45-45	0	1	1	38	376

		Punting										Field Goals			Kickoffs				
Date	Opponent	no.	yds	avg	long	blkd	tb	fc	50+	i20	md-att	long	blkd	no.	yds	avg	tb	ob	
08/24/2024	vs Florida St.	2	86	43.0	44	0	1	0	0	1	2-2	59	0	4	259	64.8	3	0	
08/31/2024	Georgia St.	3	138	46.0	55	0	0	0	1	1	2-2	47	0	4	255	63.8	3	1	
09/07/2024	at Syracuse	2	38	19.0	38	1	0	0	0	1	1-2	33	1	6	373	62.2	4	1	
09/14/2024	VMI	10	449	44.9	57	0	0	1	3	1	0-0	0	0	2	71	35.5	0	0	
09/21/2024	at Louisville	2	95	47.5	56	0	0	1	1	1	1-2	27	1	7	443	63.3	5	0	
10/05/2024	Duke	5	210	42.0	50	0	0	5	1	3	0-1	0	0	3	191	63.7	0	0	
10/12/2024	at North Carolina	2	79	39.5	40	0	0	0	0	0	2-3	50	1	7	453	64.7	5	0	
10/19/2024	vs Notre Dame	2	75	37.5	51	0	0	0	1	0	1-2	42	0	6	390	65.0	2	0	
10/26/2024	at Virginia Tech	10	490	49.0	57	0	0	3	5	5	0-1	0	1	4	260	65.0	3	0	
11/09/2024	Miami (FL)	2	82	41.0	44	0	0	1	0	2	1-1	41	0	5	325	65.0	2	0	
11/21/2024	NC State	5	217	43.4	53	0	0	4	1	1	0-1	0	0	5	325	65.0	5	0	
11/29/2024	at Georgia	3	162	54.0	58	0	0	1	2	1	0-1	0	0	5	318	63.6	3	0	



2024-25 Georgia Tech Football
Opponents Game-by-Game
All games

		Punting										Field Goals			Kickoffs				
Date	Opponent	no.	yds	avg	long	blkd	tb	fc	50+	i20	md-att	long	blkd	no.	yds	avg	tb	ob	
12/27/2024	vs Vanderbilt	4	195	48.8	69	0	1	0	1	2	0-0	0	0	6	353	58.8	4	0	
Opponents		52	2316	44.5	69	1	2	16	16	19	10-18	59	4	64	4016	62.8	39	2	
Georgia Tech		49	2119	43.2	61	0	4	7	9	14	15-22	51	2	70	4352	62.2	50	1	



2024-25 Georgia Tech Football Team Game-by-Game Comparison All games

Page 1/1
as of Jan 06, 2025

Opponent	Score	First Downs			Pen	Rushing Number-Yards	Passing		Total Offense Plays-Yards	Return Yards	Turn- Overs
		Total	Rush	Pass			Comp-Att.-Int	Yards			
Florida St.	24-21	18 / 20	12 / 6	6 / 12	0 / 2	36-190 / 31-98	11-16-0 / 19-27-0	146 / 193	52-336 / 58-291	20 / 19	0 / 0
Georgia St.	35-12	22 / 19	8 / 9	13 / 9	1 / 1	34-225 / 29-150	25-30-1 / 19-34-0	274 / 210	64-499 / 63-360	22 / 48	1 / 1
Syracuse	28-31	19 / 27	7 / 8	11 / 19	1 / 0	24-112 / 32-134	29-40-0 / 32-46-0	266 / 381	64-378 / 78-515	15 / 0	0 / 0
VMI	59-7	30 / 5	13 / 2	15 / 1	2 / 2	34-190 / 28-12	23-32-0 / 13-19-0	382 / 92	66-572 / 47-104	85 / 14	0 / 1
Louisville	19-31	18 / 14	6 / 4	11 / 7	1 / 3	37-98 / 27-57	21-32-0 / 13-19-0	312 / 269	69-410 / 46-326	41 / 18	1 / 0
Duke	24-14	25 / 15	14 / 4	9 / 9	2 / 2	49-245 / 20-74	23-31-0 / 18-31-1	167 / 205	80-412 / 51-279	85 / 111	0 / 1
North Carolina	41-34	25 / 21	18 / 10	7 / 8	0 / 3	48-371 / 34-201	12-23-0 / 18-34-0	134 / 216	71-505 / 68-417	21 / 165	0 / 2
Notre Dame	13-31	18 / 23	4 / 12	13 / 11	1 / 0	29-64 / 39-168	20-38-2 / 21-30-1	269 / 217	67-333 / 69-385	129 / 50	2 / 1
Virginia Tech	6-21	17 / 11	4 / 6	13 / 5	0 / 0	33-96 / 33-99	21-48-2 / 17-28-0	260 / 134	81-356 / 61-233	38 / 104	2 / 0
Miami (FL)	28-23	18 / 23	11 / 7	6 / 14	1 / 2	48-271 / 24-88	11-16-0 / 25-39-0	99 / 348	64-370 / 63-436	47 / 19	0 / 1
NC State	30-29	19 / 16	7 / 9	10 / 6	2 / 1	36-119 / 29-253	22-36-1 / 17-30-3	272 / 147	72-391 / 59-400	48 / 56	1 / 3
Georgia	42-44	28 / 24	12 / 5	14 / 17	2 / 2	47-260 / 26-108	26-37-0 / 28-43-0	303 / 297	84-563 / 69-405	22 / 21	1 / 1
Vanderbilt	27-35	24 / 20	10 / 9	10 / 7	4 / 4	36-190 / 38-146	25-33-1 / 13-21-0	204 / 160	69-394 / 59-306	39 / 80	2 / 0
Totals	376-333	281 / 238	126 / 91	138 / 125	17 / 22	491-2431 / 390-1588	269-412-7 / 253-401-5	3088 / 2869	903-5519 / 791-4457	612 / 705	10 / 11

Opponents	3rd Down Conversion	4th Down Conversion	Time of Possession	TOP Margin	Avg Yds/Rush	Avg Yds/Pass	Avg Yds/Play	Punting Number-Avg	Penalties Number-Yards	Sacks
Florida St.	5-9 / 5-12	0-0 / 2-3	29:21 / 30:39	-01:18	5.3 / 3.2	9.1 / 7.1	6.5 / 5.0	2-46.5 / 2-43.0	3-35.0 / 1-10.0	1 / 0
Georgia St.	4-9 / 3-12	2-2 / 2-4	30:02 / 29:58	00:04	6.6 / 5.2	9.1 / 6.2	7.8 / 5.7	3-41.0 / 3-46.0	8-72.0 / 4-40.0	0 / 0
Syracuse	7-13 / 10-17	1-2 / 2-2	21:37 / 36:54	-15:17	4.7 / 4.2	6.7 / 8.3	5.9 / 6.6	4-48.3 / 2-19.0	3-15.0 / 5-45.0	1 / 0
VMI	3-8 / 1-13	1-1 / 1-1	24:44 / 30:16	-05:32	5.6 / 0.4	11.9 / 4.8	8.7 / 2.2	3-38.7 / 10-44.9	6-47.0 / 5-50.0	3 / 0
Louisville	4-15 / 2-9	3-5 / 1-1	31:50 / 28:10	03:40	2.6 / 2.1	9.8 / 14.2	5.9 / 7.1	2-56.5 / 2-47.5	6-44.0 / 7-69.0	0 / 0
Duke	7-16 / 3-11	3-3 / 1-2	39:27 / 20:33	18:54	5.0 / 3.7	5.4 / 6.6	5.2 / 5.5	5-40.6 / 5-42.0	5-45.0 / 7-55.0	1 / 1
North Carolina	4-11 / 4-14	0-0 / 2-3	33:27 / 26:33	06:54	7.7 / 5.9	5.8 / 6.4	7.1 / 6.1	5-41.6 / 2-39.5	7-59.0 / 3-25.0	3 / 0
Notre Dame	4-14 / 4-12	3-5 / 3-4	24:15 / 35:45	-11:30	2.2 / 4.3	7.1 / 7.2	5.0 / 5.6	4-45.0 / 2-37.5	5-25.0 / 5-37.0	0 / 2
Virginia Tech	5-19 / 2-15	1-5 / 1-1	32:03 / 27:57	04:06	2.9 / 3.0	5.4 / 4.8	4.4 / 3.8	7-45.4 / 10-49.0	4-23.0 / 3-22.0	2 / 1
Miami (FL)	9-14 / 3-10	0-0 / 1-4	34:49 / 25:11	09:38	5.6 / 3.7	6.2 / 8.9	5.8 / 6.9	5-44.0 / 2-41.0	3-29.0 / 3-35.0	3 / 0
NC State	5-14 / 5-12	0-1 / 0-1	33:20 / 26:40	06:40	3.3 / 8.7	7.6 / 4.9	5.4 / 6.8	5-37.8 / 5-43.4	5-40.0 / 2-30.0	1 / 1
Georgia	7-15 / 6-12	1-3 / 1-2	37:11 / 22:49	14:22	5.5 / 4.2	8.2 / 6.9	6.7 / 5.9	1-38.0 / 3-54.0	5-29.0 / 3-27.0	2 / 1
Vanderbilt	5-12 / 6-12	1-1 / 1-1	28:50 / 31:10	-02:20	5.3 / 3.8	6.2 / 7.6	5.7 / 5.2	3-41.7 / 4-48.8	10-100.0 / 8-79.0	1 / 3
Totals	69-169 / 54-161	16-28 / 18-29	400:56 / 372:35	28:21	5.0 / 4.1	7.5 / 7.2	6.1 / 5.6	49-43.2 / 52-44.5	70-563.0 / 56-524.0	18 / 9

Note: Game totals are displayed in the format TEAM/OPPONENT for each category



2024-25 Georgia Tech Football
By Quarter Statistics
All games

Page 1/2
as of Jan 06, 2025

3rd-Down Conversions

Date	Opponent		Score	Overall	1st Qtr	2nd Qtr	3rd Qtr	4th Qtr	Overtime
08/24/2024	vs Florida St.	W	24-21	5-9 55.6	0-1 0.0	2-2 100.0	1-3 33.3	2-3 66.7	0-0 0.0
08/31/2024	Georgia St.	W	35-12	4-9 44.4	1-3 33.3	1-3 33.3	1-1 100.0	1-2 50.0	0-0 0.0
09/07/2024	at Syracuse	L	28-31	7-13 53.8	2-3 66.7	1-3 33.3	0-2 0.0	4-5 80.0	0-0 0.0
09/14/2024	VMI	W	59-7	3-8 37.5	1-3 33.3	1-2 50.0	0-1 0.0	1-2 50.0	0-0 0.0
09/21/2024	at Louisville	L	19-31	4-15 26.7	1-3 33.3	1-4 25.0	0-2 0.0	2-6 33.3	0-0 0.0
10/05/2024	Duke	W	24-14	7-16 43.8	2-4 50.0	1-4 25.0	2-4 50.0	2-4 50.0	0-0 0.0
10/12/2024	at North Carolina	W	41-34	4-11 36.4	1-4 25.0	2-3 66.7	0-1 0.0	1-3 33.3	0-0 0.0
10/19/2024	vs Notre Dame	L	13-31	4-14 28.6	2-4 50.0	1-3 33.3	1-4 25.0	0-3 0.0	0-0 0.0
10/26/2024	at Virginia Tech	L	6-21	5-19 26.3	3-5 60.0	0-3 0.0	1-5 20.0	1-6 16.7	0-0 0.0
11/09/2024	Miami (FL)	W	28-23	9-14 64.3	4-5 80.0	1-3 33.3	1-1 100.0	3-5 60.0	0-0 0.0
11/21/2024	NC State	W	30-29	5-14 35.7	1-3 33.3	1-4 25.0	1-3 33.3	2-4 50.0	0-0 0.0
11/29/2024	at Georgia	Lot8	42-44	7-15 46.7	1-3 33.3	4-5 80.0	1-3 33.3	1-4 25.0	0-0 0.0
12/27/2024	vs Vanderbilt	L	27-35	5-12 41.7	1-4 25.0	2-3 66.7	0-2 0.0	2-3 66.7	0-0 0.0
Georgia Tech				69-169 40.8	20-45 44.4	18-42 42.9	9-32 28.1	22-50 44.0	0-0 0.0
Opponents				54-161 33.5	8-33 24.2	16-41 39.0	20-46 43.5	9-40 22.5	1-1 100.0

4th-Down Conversions

Date	Opponent		Score	Overall	1st Qtr	2nd Qtr	3rd Qtr	4th Qtr	Overtime
08/24/2024	vs Florida St.	W	24-21	0-0 0.0	0-0 0.0	0-0 0.0	0-0 0.0	0-0 0.0	0-0 0.0
08/31/2024	Georgia St.	W	35-12	2-2 100.0	1-1 100.0	1-1 100.0	0-0 0.0	0-0 0.0	0-0 0.0
09/07/2024	at Syracuse	L	28-31	1-2 50.0	0-0 0.0	1-1 100.0	0-0 0.0	0-1 0.0	0-0 0.0
09/14/2024	VMI	W	59-7	1-1 100.0	0-0 0.0	0-0 0.0	0-0 0.0	1-1 100.0	0-0 0.0
09/21/2024	at Louisville	L	19-31	3-5 60.0	0-0 0.0	1-1 100.0	1-1 100.0	1-3 33.3	0-0 0.0
10/05/2024	Duke	W	24-14	3-3 100.0	1-1 100.0	1-1 100.0	0-0 0.0	1-1 100.0	0-0 0.0
10/12/2024	at North Carolina	W	41-34	0-0 0.0	0-0 0.0	0-0 0.0	0-0 0.0	0-0 0.0	0-0 0.0
10/19/2024	vs Notre Dame	L	13-31	3-5 60.0	1-1 100.0	0-1 0.0	0-0 0.0	2-3 66.7	0-0 0.0
10/26/2024	at Virginia Tech	L	6-21	1-5 20.0	0-0 0.0	0-0 0.0	0-0 0.0	1-5 20.0	0-0 0.0
11/09/2024	Miami (FL)	W	28-23	0-0 0.0	0-0 0.0	0-0 0.0	0-0 0.0	0-0 0.0	0-0 0.0
11/21/2024	NC State	W	30-29	0-1 0.0	0-0 0.0	0-1 0.0	0-0 0.0	0-0 0.0	0-0 0.0
11/29/2024	at Georgia	Lot8	42-44	1-3 33.3	0-1 0.0	0-0 0.0	1-1 100.0	0-1 0.0	0-0 0.0
12/27/2024	vs Vanderbilt	L	27-35	1-1 100.0	0-0 0.0	1-1 100.0	0-0 0.0	0-0 0.0	0-0 0.0
Georgia Tech				16-28 57.1	3-4 75.0	5-7 71.4	2-2 100.0	6-15 40.0	0-0 0.0
Opponents				18-29 62.1	3-6 50.0	5-7 71.4	1-4 25.0	9-12 75.0	0-0 0.0

Time of Possession

Date	Opponent		Score	Overall	1st Qtr	2nd Qtr	3rd Qtr	4th Qtr	Overtime
08/24/2024	vs Florida St.	W	24-21	29:21	05:30	07:53	03:03	12:55	00:00
08/31/2024	Georgia St.	W	35-12	30:02	06:13	07:41	04:09	11:59	00:00
09/07/2024	at Syracuse	L	28-31	21:37	05:42	03:30	03:59	08:26	00:00
09/14/2024	VMI	W	59-7	24:44	07:20	07:41	05:06	04:37	00:00
09/21/2024	at Louisville	L	19-31	31:50	05:16	06:27	07:27	12:40	00:00
10/05/2024	Duke	W	24-14	39:27	11:44	07:41	05:51	14:11	00:00
10/12/2024	at North Carolina	W	41-34	33:27	07:52	10:28	05:56	09:11	00:00
10/19/2024	vs Notre Dame	L	13-31	24:15	10:27	04:04	05:43	04:01	00:00
10/26/2024	at Virginia Tech	L	6-21	32:03	05:52	10:35	07:17	08:19	00:00



2024-25 Georgia Tech Football
By Quarter Statistics
All games

Page 2/2
as of Jan 06, 2025

Date	Opponent		Score	Overall	1st Qtr	2nd Qtr	3rd Qtr	4th Qtr	Overtime
11/09/2024	Miami (FL)	W	28-23	34:49	03:48	14:29	04:27	12:05	00:00
11/21/2024	NC State	W	30-29	33:20	06:06	12:46	05:33	08:55	00:00
11/29/2024	at Georgia	Lot8	42-44	37:11	08:25	11:23	01:32	15:51	00:00
12/27/2024	vs Vanderbilt	L	27-35	28:50	04:52	09:07	06:04	08:47	00:00
Georgia Tech			Total	400:56	89:07	113:45	66:07	131:57	00:00
			Avg.	30:50	06:51	08:45	05:05	10:09	00:00
Opponents			Total	372:35	80:59	104:40	87:22	99:34	00:00
			Avg.	28:40	06:14	08:03	06:43	07:40	00:00



2024-25 Georgia Tech Football
Red-Zone Results
All games

Page 1/1
as of Jan 06, 2025

Georgia Tech Inside Opponent Red-Zone

Date	Opponent	Score	Times		Total	Rush		Pass	FGs	Failed to score inside RZ					
			In RZ	Scored		TDs	TDs	TDs	Made	FGA	Down	Int	Fumb	Half	Game
08/24/2024	vs Florida St.	W 24-21	3	3	21	3	3	0	0	0	0	0	0	0	0
08/31/2024	Georgia St.	W 35-12	3	3	21	3	2	1	0	0	0	0	0	0	0
09/07/2024	at Syracuse	L 28-31	2	2	14	2	1	1	0	0	0	0	0	0	0
09/14/2024	VMI	W 59-7	6	6	38	5	4	1	1	1	0	0	0	0	0
09/21/2024	at Louisville	L 19-31	3	2	10	1	1	0	1	1	1	0	0	0	0
10/05/2024	Duke	W 24-14	4	4	24	3	1	2	1	1	0	0	0	0	0
10/12/2024	at North Carolina	W 41-34	6	6	34	4	4	0	2	2	0	0	0	0	0
10/19/2024	vs Notre Dame	L 13-31	3	2	13	2	1	1	0	1	0	0	0	0	0
10/26/2024	at Virginia Tech	L 6-21	2	1	3	0	0	0	1	1	1	0	0	0	0
11/09/2024	Miami (FL)	W 28-23	5	4	28	4	2	2	0	0	0	0	0	0	1
11/21/2024	NC State	W 30-29	4	3	17	2	2	0	1	1	0	1	0	0	0
11/29/2024	at Georgia	L 42-44	8	7	40	5	3	2	2	3	0	0	0	0	0
12/27/2024	vs Vanderbilt	L 27-35	4	4	24	3	0	3	1	1	0	0	0	0	0
Totals 47 of 53 (88.7%)			53	47	287	37	24	13	10	12	2	1	0	0	1

Opponents Inside Georgia Tech Red-Zone

Date	Opponent	Score	Times		Total	Rush		Pass	FGs	Failed to score inside RZ					
			In RZ	Scored		TDs	TDs	TDs	Made	FGA	Down	Int	Fumb	Half	Game
08/24/2024	Florida St.	W 24-21	1	1	7	1	1	0	0	0	0	0	0	0	0
08/31/2024	Georgia St.	W 35-12	3	1	3	0	0	0	1	1	2	0	0	0	0
09/07/2024	Syracuse	L 28-31	5	5	31	4	0	4	1	1	0	0	0	0	0
09/14/2024	VMI	W 59-7	1	1	7	1	0	1	0	0	0	0	0	0	0
09/21/2024	Louisville	L 19-31	1	1	3	0	0	0	1	1	0	0	0	0	0
10/05/2024	Duke	W 24-14	2	1	7	1	0	1	0	0	1	0	0	0	0
10/12/2024	North Carolina	W 41-34	4	4	24	3	2	1	1	1	0	0	0	0	0
10/19/2024	Notre Dame	L 13-31	4	4	24	3	3	0	1	1	0	0	0	0	0
10/26/2024	Virginia Tech	L 6-21	3	3	21	3	1	2	0	0	0	0	0	0	0
11/09/2024	Miami (FL)	W 28-23	2	1	6	1	0	1	0	0	1	0	0	0	0
11/21/2024	NC State	W 30-29	2	2	14	2	2	0	0	0	0	0	0	0	0
11/29/2024	Georgia	L 42-44	6	5	34	5	1	4	0	0	1	0	0	0	0
12/27/2024	Vanderbilt	L 27-35	5	5	35	5	2	3	0	0	0	0	0	0	0
Totals 34 of 39 (87.2%)			39	34	216	29	12	17	5	5	5	0	0	0	0



2024-25 Georgia Tech Football
Team Game Highs
All games

Page 1/1
as of Jan 06, 2025

Georgia Tech - Game Highs

RUSHES	49	Duke (10/05/2024)
YARDS RUSHING	371	at North Carolina (10/12/2024)
YARDS PER RUSH	7.7	at North Carolina (10/12/2024)
TD RUSHES	5	at North Carolina (10/12/2024)
PASS ATTEMPTS	48	at Virginia Tech (10/26/2024)
PASS COMPLETIONS	29	at Syracuse (09/07/2024)
YARDS PASSING	382	VMI (09/14/2024)
YARDS PER PASS	11.9	VMI (09/14/2024)
TD PASSES	4	VMI (09/14/2024)
TOTAL PLAYS	84	at Georgia (11/29/2024)
TOTAL OFFENSE	572	VMI (09/14/2024)
YARDS PER PLAY	8.7	VMI (09/14/2024)
POINTS	59	VMI (09/14/2024)
SACKS BY	3 3 3	Miami (FL) (11/09/2024) at North Carolina (10/12/2024) VMI (09/14/2024)
FIRST DOWNS	30	VMI (09/14/2024)
PENALTIES	10	vs Vanderbilt (N) (12/27/2024)
PENALTY YARDS	100	vs Vanderbilt (N) (12/27/2024)
TURNOVERS	2 2 2	vs Vanderbilt (N) (12/27/2024) at Virginia Tech (10/26/2024) vs Notre Dame (N) (10/19/2024)
PUNTS	7	at Virginia Tech (10/26/2024)
PUNTING AVG	56.5	at Louisville (09/21/2024)
LONG PUNT	61	at Syracuse (09/07/2024)
PUNTS INSIDE 20	2 2 2 2 2	NC State (11/21/2024) Duke (10/05/2024) at Louisville (09/21/2024) VMI (09/14/2024) at Syracuse (09/07/2024)
LONG PUNT RETURN	28	vs Vanderbilt (N) (12/27/2024)



2024-25 Georgia Tech Football
Individual Game Highs
All games

Page 1/1
as of Jan 06, 2025

Georgia Tech - Individual Game Highs

RUSHES	24	Haynes King at Georgia (11/29/2024)
YARDS RUSHING	170	Jamal Haynes at North Carolina (10/12/2024)
TD RUSHES	3	Haynes King at Georgia (11/29/2024)
LONG RUSH	68	Jamal Haynes at North Carolina (10/12/2024)
PASS ATTEMPTS	39	Haynes King at Syracuse (09/07/2024)
PASS COMPLETIONS	29	Haynes King at Syracuse (09/07/2024)
YARDS PASSING	312	Haynes King at Louisville (09/21/2024)
TD PASSES	3	Haynes King vs Vanderbilt (N) (12/27/2024)
	3	Haynes King vs VMI (09/14/2024)
LONG PASS	60	Zach Pyron vs Notre Dame (N) (10/19/2024)
RECEPTIONS	8	Eric Singleton, Jr. at Georgia (11/29/2024)
	8	Malik Rutherford vs Duke (10/05/2024)
YARDS RECEIVING	131	Malik Rutherford vs Georgia St. (08/31/2024)
TD RECEPTIONS	1	Bailey Stockton vs Vanderbilt (N) (12/27/2024)
	1	Jamal Haynes vs Vanderbilt (N) (12/27/2024)
	1	Ryland Goede vs Vanderbilt (N) (12/27/2024)
	1	Jamal Haynes at Georgia (11/29/2024)
	1	Eric Singleton, Jr. at Georgia (11/29/2024)
	1	Malik Rutherford vs Miami (FL) (11/09/2024)
	1	Chase Lane vs Miami (FL) (11/09/2024)
	1	Chase Lane vs Notre Dame (N) (10/19/2024)
	1	Eric Singleton, Jr. vs Duke (10/05/2024)
	1	Jamal Haynes vs Duke (10/05/2024)
	1	Malik Rutherford vs VMI (09/14/2024)
	1	Eric Singleton, Jr. vs VMI (09/14/2024)
	1	Leo Blackburn vs VMI (09/14/2024)
	1	Avery Boyd vs VMI (09/14/2024)
	1	Chase Lane at Syracuse (09/07/2024)
	1	Malik Rutherford vs Georgia St. (08/31/2024)
	1	Avery Boyd vs Georgia St. (08/31/2024)
LONG RECEPTION	60	Abdul Janneh vs Notre Dame (N) (10/19/2024)
PUNTS	7	David Shanahan at Virginia Tech (10/26/2024)
PUNTING AVG	56.5	David Shanahan at Louisville (09/21/2024)
LONG PUNT	61	David Shanahan at Syracuse (09/07/2024)
PUNTS INSIDE 20	2	David Shanahan vs NC State (11/21/2024)
	2	David Shanahan vs Duke (10/05/2024)
	2	David Shanahan at Louisville (09/21/2024)
	2	David Shanahan vs VMI (09/14/2024)
	2	David Shanahan at Syracuse (09/07/2024)
LONG PUNT RETURN	28	Bailey Stockton vs Vanderbilt (N) (12/27/2024)
LONG KICKOFF RETURN	40	Eric Singleton, Jr. vs Duke (10/05/2024)
TACKLES	13	Kyle Efford vs Georgia St. (08/31/2024)
SACKS	1.5	Romello Height at Virginia Tech (10/26/2024)
TACKLES FOR LOSS	3	Rodney Shelley at Virginia Tech (10/26/2024)



2024-25 Georgia Tech Football
Opponent Match Highs
All games

Page 1/1
as of Jan 06, 2025

Opponent - Game Highs

RUSHES	39	vs Notre Dame (N) (10/19/2024)
YARDS RUSHING	253	NC State (11/21/2024)
YARDS PER RUSH	8.7	NC State (11/21/2024)
TD RUSHES	4	NC State (11/21/2024)
PASS ATTEMPTS	46	at Syracuse (09/07/2024)
PASS COMPLETIONS	32	at Syracuse (09/07/2024)
YARDS PASSING	381	at Syracuse (09/07/2024)
YARDS PER PASS	14.2	at Louisville (09/21/2024)
TD PASSES	5	at Georgia (11/29/2024)
TOTAL PLAYS	78	at Syracuse (09/07/2024)
TOTAL OFFENSE	515	at Syracuse (09/07/2024)
YARDS PER PLAY	7.1	at Louisville (09/21/2024)
POINTS	44	at Georgia (11/29/2024)
SACKS BY	3	vs Vanderbilt (N) (12/27/2024)
FIRST DOWNS	27	at Syracuse (09/07/2024)
PENALTIES	8	vs Vanderbilt (N) (12/27/2024)
PENALTY YARDS	79	vs Vanderbilt (N) (12/27/2024)
TURNOVERS	3	NC State (11/21/2024)
PUNTS	10 10	at Virginia Tech (10/26/2024) VMI (09/14/2024)
PUNTING AVG	54.0	at Georgia (11/29/2024)
LONG PUNT	69	vs Vanderbilt (N) (12/27/2024)
PUNTS INSIDE 20	5	at Virginia Tech (10/26/2024)
LONG PUNT RETURN	69	at North Carolina (10/12/2024)



2024-25 Georgia Tech Football
Opponent Individual Match Highs
All games

Page 1/1
as of Jan 06, 2025

Opponent - Individual Game Highs

RUSHES	18	Omarion Hampton at North Carolina (10/12/2024)
YARDS RUSHING	137	Omarion Hampton at North Carolina (10/12/2024)
TD RUSHES	3	CJ Bailey vs NC State (11/21/2024)
LONG RUSH	71	Omarion Hampton at North Carolina (10/12/2024)
PASS ATTEMPTS	46	Kyle McCord at Syracuse (09/07/2024)
PASS COMPLETIONS	32	Kyle McCord at Syracuse (09/07/2024)
YARDS PASSING	381	Kyle McCord at Syracuse (09/07/2024)
TD PASSES	5	Carson Beck at Georgia (11/29/2024)
LONG PASS	74	Cameron Ward vs Miami (FL) (11/09/2024)
RECEPTIONS	7	Jacolby George vs Miami (FL) (11/09/2024)
YARDS RECEIVING	125	Ja'Corey Brooks at Louisville (09/21/2024)
TD RECEPTIONS	2 2 2	Dominic Lovett at Georgia (11/29/2024) Trebor Pena at Syracuse (09/07/2024) Oronde Gadsden II at Syracuse (09/07/2024)
LONG RECEPTION	74	Elijah Arroyo vs Miami (FL) (11/09/2024)
FIELD GOALS	2 2 2	Noah Burnette at North Carolina (10/12/2024) Liam Rickman vs Georgia St. (08/31/2024) Ryan Fitzgerald vs Florida St. (N) (08/24/2024)
LONG FIELD GOALS	59	Ryan Fitzgerald vs Florida St. (N) (08/24/2024)
PUNTS	10 10	Peter Moore at Virginia Tech (10/26/2024) Ben Shrewsbury vs VMI (09/14/2024)
PUNTING AVG	54.0	Brett Thorson at Georgia (11/29/2024)
LONG PUNT	69	Jesse Mirco vs Vanderbilt (N) (12/27/2024)
PUNTS INSIDE 20	5	Peter Moore at Virginia Tech (10/26/2024)
LONG PUNT RETURN	69	Alijah Huzzie at North Carolina (10/12/2024)
LONG KICKOFF RETURN	67	Peyton Jones vs Duke (10/05/2024)
TACKLES	13 13	Smael Mondon Jr. at Georgia (11/29/2024) Shyheim Brown vs Florida St. (N) (08/24/2024)
SACKS	2	Nick Rinaldi vs Vanderbilt (N) (12/27/2024)
TACKLES FOR LOSS	2.5 2.5	Jaylin Alderman vs Miami (FL) (11/09/2024) Tre Freeman vs Duke (10/05/2024)
INTERCEPTIONS	1 1 1 1 1 1 1	CJ Taylor vs Vanderbilt (N) (12/27/2024) Bishop Fitzgerald vs NC State (11/21/2024) Jaylen Jones at Virginia Tech (10/26/2024) Keli Lawson at Virginia Tech (10/26/2024) Xavier Watts vs Notre Dame (N) (10/19/2024) Adon Shuler vs Notre Dame (N) (10/19/2024) Kenyatta Watson vs Georgia St. (08/31/2024)



2024-25 Georgia Tech Football Games Played All games

Page 1/2
as of Jan 06, 2025

##	Player	GP-GS	FSU	GSU	SU	VMI	LOU	DU	UNC	ND	VT	UM	NCSU	UG	VU
0	Christian Leary	4/0	XXX	XXX	XXX	XXX
0	Trenilyas Tatum	13/13	START	START	START	START	START	START	START	START	START	START	START	START	START
1	LaMiles Brooks	12/7	START	START	START	...	XXX	XXX	XXX	XXX	XXX	START	START	START	START
1	Leo Blackburn	9/0	XXX	XXX	XXX	XXX	XXX	XXX	XXX	...	XXX	XXX
2	E.J. Lightsey	9/2	XXX	XXX	XXX	XXX	START	XXX	XXX	XXX	START
2	Eric Singleton, Jr.	12/12	START	START	START	START	START	START	START	START	START	START	START	START	...
3	Ahmari Harvey	13/13	START	START	START	START	START	START	START	START	START	START	START	START	START
3	Trey Cooley	2/0	XXX	XXX
4	Warren Burrell	11/9	START	START	START	START	START	START	START	START	XXX	XXX	START
4	Abdul Janneh	13/3	XXX	XXX	XXX	XXX	XXX	START	XXX	XXX	XXX	START	XXX	XXX	START
5	Zach Pyron	10/2	XXX	XXX	XXX	XXX	XXX	XXX	XXX	START	START	XXX	...
5	Clayton Powell-Lee	13/13	START	START	START	START	START	START	START	START	START	START	START	START	START
6	Rodney Shelley	11/4	XXX	XXX	XXX	XXX	XXX	XXX	XXX	...	START	START	START	START	...
6	Anthony Carrie	7/0	...	XXX	XXX	XXX	...	XXX	XXX	XXX	XXX
7	Chase Lane	13/8	START	XXX	START	START	XXX	START	START	XXX	START	XXX	XXX	START	START
7	Taye Seymore	10/7	XXX	XXX	XXX	START	START	START	START	START	START	START
8	Makius Scott	13/6	START	START	START	START	START	XXX	XXX	XXX	XXX	XXX	START	XXX	XXX
8	Malik Rutherford	13/9	START	START	START	XXX	START	XXX	START	START	START	XXX	START	START	XXX
9	Avery Boyd	13/3	START	XXX	XXX	START	XXX	XXX	START	XXX	XXX	XXX	XXX	XXX	XXX
9	Romello Height	12/12	START	START	START	START	START	START	START	START	START	START	START	START	...
10	Haynes King	11/11	START	START	START	START	START	START	START	START	START	START	START
11	Kevin Harris	13/2	XXX	XXX	START	XXX	XXX	XXX	XXX	XXX	XXX	XXX	XXX	XXX	START
11	Jamal Haynes	13/13	START	START	START	START	START	START	START	START	START	START	START	START	START
12	Aaron Philo	5/0	XXX	XXX	XXX	XXX	...	XXX
13	Horace Lockett	0/0
13	Isiah Canion	10/0	XXX	XXX	XXX	XXX	XXX	XXX	XXX	XXX	XXX	XXX
14	Graham Knowles	0/0
14	Nehemiah Chandler	1/0	XXX
15	Luke Harpring	4/0	XXX	XXX	XXX	XXX
15	Tah'j Butler	13/1	XXX	XXX	XXX	XXX	XXX	XXX	XXX	START	XXX	XXX	XXX	XXX	XXX
16	Brody Rhodes	1/0	XXX
16	Syeed Gibbs	10/6	XXX	START	START	START	START	START	START	...	XXX	XXX	XXX
17	Josh Beetham	10/1	XXX	START	XXX	XXX	XXX	XXX	XXX	XXX	XXX	XXX
17	Jackson Hamilton	13/0	XXX	XXX	XXX	XXX	XXX	XXX	XXX	XXX	XXX	XXX	XXX	XXX	XXX
18	Zion Taylor	5/0	...	XXX	...	XXX	XXX	XXX	XXX
18	Troy Stevenson IV	3/0	XXX	...	XXX	XXX	...
20	Christian Pritchett	11/0	XXX	XXX	XXX	XXX	XXX	XXX	XXX	XXX	XXX	XXX	XXX
20	Ben Guthrie	0/0
21	Omar Daniels	12/5	START	START	XXX	XXX	XXX	XXX	XXX	XXX	...	XXX	START	START	START
21	Daylon Gordon	13/0	XXX	XXX	XXX	XXX	XXX	XXX	XXX	XXX	XXX	XXX	XXX	XXX	XXX
22	D.J. Moore	0/0
23	Zachary Tobe	12/0	XXX	XXX	XXX	XXX	XXX	XXX	...	XXX	XXX	XXX	XXX	XXX	XXX
24	Trent Davis	0/0
24	Jayden Davis	8/0	...	XXX	XXX	XXX	...	XXX	XXX	...	XXX	XXX	XXX
25	Cedric Franklin II	0/0
25	Nick Bliss	0/0
26	Ben Hollerbach	3/0	XXX	XXX	XXX
26	Evan Dickens	2/0	XXX	XXX
27	Josh Robinson	13/6	XXX	START	START	START	START	START	START	XXX	XXX	XXX	XXX	XXX	XXX
27	Chad Alexander	10/0	XXX	XXX	...	XXX	...	XXX	XXX	XXX	...	XXX	XXX	XXX	XXX
28	Austin Dean	12/0	XXX	XXX	XXX	XXX	XXX	XXX	...	XXX	XXX	XXX	XXX	XXX	XXX
28	Trelain Maddox	2/0	XXX	XXX
29	Nico Dowdell	0/0
29	Judson Petty	0/0
30	Lawson Pritchett	3/0	XXX	XXX	XXX
31	Jonorian Fouts	0/0
32	Sylvain Yondjouen	13/7	START	XXX	XXX	XXX	XXX	XXX	XXX	START	START	START	START	START	START
33	Aidan Birr	13/0	XXX	XXX	XXX	XXX	XXX	XXX	XXX	XXX	XXX	XXX	XXX	XXX	XXX
34	Myles Forristall	0/0
35	Jacob Cruz	9/0	XXX	XXX	...	XXX	XXX	XXX	XXX	XXX	...	XXX	XXX



2024-25 Georgia Tech Football
Games Played
All games

Page 2/2
as of Jan 06, 2025

##	Player	GP-GS	FSU	GSU	SU	VMI	LOU	DU	UNC	ND	VT	UM	NCSU	UG	VU
36	Kace Adams	0/0
37	Joseph Moseley	0/0
38	A.J. Cheeks	0/0
39	Will Kiker	6/0	XXX	XXX	XXX	XXX	XXX	XXX
39	James Whatley	0/0
40	Joshua Taylor	0/0
42	Luke Laughter	0/0
43	David Shanahan	13/0	XXX	XXX	XXX	XXX	XXX	XXX	XXX	XXX	XXX	XXX	XXX	XXX	XXX
44	Kyle Efford	10/10	START	START	START	START	START	START	START	START	START	START	...
45	Andrew Nelms	0/0
45	Bayler Duncan	0/0
46	Henry Freer	13/0	XXX	XXX	XXX	XXX	XXX	XXX	XXX	XXX	XXX	XXX	XXX	XXX	XXX
47	Joshua Ruder	0/0
48	Joseph Stoever	0/0
49	Ronnie Thomas	0/0
49	Chuma Okoye	0/0
50	Tana Alo-Tupuola	13/0	XXX	XXX	XXX	XXX	XXX	XXX	XXX	XXX	XXX	XXX	XXX	XXX	XXX
52	Harrison Moore	10/1	...	XXX	...	XXX	...	XXX	XXX	START	XXX	XXX	XXX	XXX	XXX
53	Jack Collins	0/0
54	Jordan Williams	13/13	START	START	START	START	START	START	START	START	START	START	START	START	START
54	Caleb Dozier	0/0
55	Corey Robinson II	12/7	XXX	XXX	XXX	XXX	XXX	START	START	START	START	START	START	START	...
56	Jacob Benjamin	0/0
57	Cade Adams	0/0
58	Brandon Best	12/0	XXX	XXX	XXX	XXX	XXX	XXX	XXX	XXX	XXX	XXX	XXX	XXX	...
59	Thomas Gore	13/0	XXX	XXX	XXX	XXX	XXX	XXX	XXX	XXX	XXX	XXX	XXX	XXX	XXX
59	Will Scissum	0/0
60	Nick Pearson	0/0
64	Ryan Purves	0/0
67	Joe Fusile	13/13	START	START	START	START	START	START	START	START	START	START	START	START	START
68	Bobby Campbell	0/0
70	Jameson Riggs	0/0
71	Jordan Brown	5/5	START	START	START	START	START
72	Weston Franklin	13/13	START	START	START	START	START	START	START	START	START	START	START	START	START
73	Patrick Screws, Jr.	0/0
74	Benjamin Galloway	4/0	XXX	XXX	XXX	XXX
76	Kai Greer	0/0
77	Keylan Rutledge	13/13	START	START	START	START	START	START	START	START	START	START	START	START	START
78	Ethan Mackenny	5/1	XXX	XXX	XXX	XXX	START
79	Jordan Floyd	0/0
80	Brett Seither	0/0
81	Trey Horne	0/0
82	Jackson Long	0/0
83	Blake Ragsdale	0/0
84	David Prince	0/0
85	Jackson Hawes	12/10	XXX	START	START	START	START	XXX	...	START	START	START	START	START	START
86	Ryland Goede	11/5	XXX	XXX	XXX	XXX	START	START	XXX	START	START	XXX	START
87	Bailey Stockton	13/0	XXX	XXX	XXX	XXX	XXX	XXX	XXX	XXX	XXX	XXX	XXX	XXX	XXX
88	Zeek Biggers	13/13	START	START	START	START	START	START	START	START	START	START	START	START	START
89	Chris Elko	9/0	XXX	...	XXX	XXX	XXX	XXX	XXX	XXX	XXX	XXX
90	Jordan Boyd	10/0	XXX	XXX	XXX	XXX	XXX	XXX	XXX	...	XXX	XXX	XXX
91	Jaaymen Rochell	0/0
92	Ty Thompson	0/0
93	Drew Cohen	0/0
94	Uche Iloh	0/0
95	Jason Moore	13/0	XXX	XXX	XXX	XXX	XXX	XXX	XXX	XXX	XXX	XXX	XXX	XXX	XXX
96	Shymeik Jones	2/0	XXX	XXX
97	Landen Marshall	0/0
98	Amontrae Bradford	10/0	...	XXX	XXX	XXX	XXX	...	XXX	...	XXX	XXX	XXX	XXX	XXX
99	Jordan van den Berg	13/7	XXX	XXX	XXX	XXX	XXX	START	START	START	START	START	XXX	START	START