



GEORGIA TECH BASKETBALL 2024-25

ACC Champions 1985, 1990, 1993, 2021 • Final Four 1990, 2004 • 17 NCAA Tournament appearances

2024-25 Schedule/Results

Date	Opponent	TV	Time
N6	WEST GEORGIA	ACCNX	W, 85-62
N10	NORTH FLORIDA	ACCNX	L, 93-105
N12	TEXAS SOUTHERN	ACCNX	W, 81-62
N15	GEORGIA	ACCNX	L, 69-77
N23	CINCINNATI (18/16)	ACCNX	L, 58-81
N27	CHARLESTON SOUTHERN	ACCNX	W, 91-67
N30	CENTRAL ARKANSAS	ACCNX	W, 87-68
D3	at Oklahoma* (21/21)	ESPNU	L, 61-76
D7	at North Carolina (20/22)	ACC Network	L, 65-68
D15	vs. Northwestern+	B1G Network	L, 60-71
D18	UMBC	ACCNX	W, 91-82
D21	DUKE (5/5)	ACC Network	L, 56-82
D28	ALABAMA A&M	ACC Network	W, 92-49
D31	NOTRE DAME	ACC Network	W, 86-75
J4	BOSTON COLLEGE	ESPNU	W, 85-64
J7	at Syracuse	ACC Network	L, 55-62
J11	at SMU	ESPN2	L, 71-93
J14	CLEMSON (rv)	ACC Network	L, 59-70
J18	at Florida State	ESPNU	L, 78-91
J22	VIRGINIA TECH	ESPNU	W, 71-64
J28	at Notre Dame	ACC Network	L, 68-71
F1	LOUISVILLE (21/22)	The CW	W, 77-70
F4	at Clemson (rv/21)	ACC Network	W, 89-86 (3ot)
F8	at Virginia	The CW	L, 61-75
F12	STANFORD	ACC Network	W, 60-52
F15	CALIFORNIA	ACC Network	W, 90-88 (ot)
F22	at Boston College	ACC Network	L, 54-69
F25	at Pittsburgh	ACC Network	W, 73-67
M1	NC STATE	ACC Network	W, 87-62
M4	MIAMI	ACC Network	W, 89-74
M8	at Wake Forest	The CW	L, 43-69
M12	vs. Virginia%	ESPN2	W, 66-60
M13	vs. Duke% (1/1)	ESPN	L, 70-78
M18	JACKSONVILLE STATE^	ESPN2	L, 64-81

*SEC/ACC Challenge; +MIKE Tip-Off (Fiserv Forum, Milwaukee, Wis.); %ACC Tournament (Charlotte, N.C.); ^National Invitation Tournament

All times Eastern; home games in ALL CAPS

RADIO: Georgia Tech Sports Network by Legends Sports

Announcers	Andy Demetra, Randy Waters
Producer/Engineer	Isiah Stewart
Network station in Atlanta	680 AM / 93.7 FM
Satellite Radio	n/a
Online	GT Gameday App, Ramblinwreck.com
Tuneln	buzz.gt/LiveTuneln

Television

Announcers	n/a
------------	-----

Communications

GTMBB contact	Mike Stamus
Phone	404-218-9723 (cell)
E-mail	mstamus@athletics.gatech.edu

Social Media: #StingEm

Official Twitter	@GTMBB
Facebook	gtmensbasketball
Instagram	gtmensbasketball

GEORGIA TECH (17-17, 10-10 ACC/8th place)

Final Season Update

Tech Returns to Post-Season

Returning to the post-season for the first time in four years, Georgia Tech received a bid to the National Invitation Tournament after winning 17 games during the regular season.

Tech won six of its last eight regular season games to finish eighth in the Atlantic Coast Conference, earning a first-round bye for the first time since 2021. The Yellow Jackets went 8-5 after the calendar turned to February, including wins over two of the top three teams in the ACC standings, Louisville (77-70) and Clemson (89-86 in 3 overtimes). The Yellow Jackets split their two games in the ACC Tournament, defeating Virginia (66-60) in the second round before falling to No. 1 Duke (78-70) in the quarterfinals.

2024-25 Storylines

- Georgia Tech finished the regular season in 8th place in the ACC standings, four slots ahead of the media's pre-season projections, and has finished ahead of the pre-season projection eight of the last nine years.

- Tech earned a first-round bye in the ACC Tournament for the first time since 2021, when the Yellow Jackets won their fourth ACC championship. It is the Yellow Jackets' second top-9 seed since the ACC expanded to 15 teams ahead of the 2013-14 season.

- Tech earned its most conference wins since 2020-21 (11-6) and had a .500 or better record in league play for the first time since then.

PROGRAM INFORMATION

Home venue	McCamish Pavilion, Atlanta, Ga.
Record at home	145-81 (12 seasons)
All-time record	1,468-1,339
NCAA appearances	17
NIT appearances	10
ACC Championships	4 (1985, 1990, 1993, 2021)

GEORGIA TECH YELLOW JACKETS

Rankings (AP/Coaches/KenPom/NET)	nr nr 103 116
Record breakdown	14-5 home 2-9 road 1-2 neutral
Head coach	Damon Stoudamire (Arizona, 1995)
Career record/at GT	102-112 (7th yr) 31-35 (2nd yr)
Stoudamire vs. JSU	0-0
Next game	

ROSTER AT-A-GLANCE (#indicates last-game starter)

1	Naithan George#	G.....6-3.....185.....So..... Toronto, Ontario.....12.3 ppg....6.5 apg	> HM All-ACC; No. 1 in ACC apg (No. 11 NCAA); 13.5 ppg, 6.5 apg in ACC games; played all 80 min in ACCT
2	Javian McCollum	G.....6-2.....175.....Sr..... Fort Myers, Fla.11.9 ppg....3.6 apg	> Transfer from Okla.; missed 14 gms (inj); 12.9 ppg, 3.7 apg, 43% FG, 34.5% 3pt FG, 85.7% FT vs. ACC
3	Jaeden Mustaf#	G.....6-5.....210.....Fr..... Bowie, Md.8.3 ppg....3.1 rpg	> 4-star prospect; missed 8 games (inj); 6.9 ppg, 2.3 rpg, 1.1 apg vs. ACC
12	Ryan Mutombo	C.....7-2.....255.....Gr..... Atlanta, Ga.....2.3 ppg....2.5 rpg	> Transfer from Georgetown; played in 11 ACC games (36.8% FG, 4 blocks)
11	Baye Ndongo#	F.....6-9.....240.....So..... Mboro, Senegal13.4 ppg....8.9 rpg	> 3rd-team All-ACC; averaged double-double in ACC games (14.4 ppg, 10.2 rpg); 4th in rpg, 3rd in FG%
35	Emmer Nichols	F.....6-6.....223.....r-So.... Woodside, Calif.....0.8 ppg....0.3 rpg	> Non-scholarship player in 3rd year in the program, redshirted in 2022-23, played 6 games this season
9	Luke O'Brien	F.....6-8.....225.....Gr..... Littleton, Colo.6.4 ppg....4.4 rpg	> Transfer from Colorado; 47.1% FG, 32.1% 3pt FG this season; missed last 21 games (toe)
45	Doryan Onwuchekwa	C.....6-11.....240.....Fr..... Dallas, Texas3.5 ppg....4.9 rpg	> 3-star center prospect; started 8 games (3.5 ppg, 5.1 rpg); did not play after Dec. 15 (personal)
31	Duncan Powell#	F.....6-8.....235.....r-Jr..... Dallas, Texas12.2 ppg....5.4 rpg	> ACC Top 6th Man runner-up; started last 11 games; 2nd-team ACC all-tournament (23.4 ppg, 4.5 rpg)
14	Kowacie Reeves, Jr.	G.....6-7.....205.....Sr..... Macon, Ga.....9.3 ppg....2.5 rpg	> Started all 32 games in 2023-24 & 1st 6 this season before sustaining foot injury, missed last 28 games
33	Marcos San Miguel	G.....6-4.....203.....So..... Smyrna, Ga.0.8 ppg....0.0 rpg	> Non-scholarship player in 2nd year in the program, played in 5 games this season
30	Ibrahim Souare	F.....6-9.....225.....r-Fr..... Conakry, Guinea2.8 ppg....3.6 rpg	> Red-shirted in 2023-24; started 14 straight games before ACCT (3.9 ppg, 5.0 rpg, 57.1% FG, 9 blocks)
10	Darrian Sutton	F.....6-8.....205.....Fr..... St. Louis, Mo.1.4 ppg....1.6 rpg	> 4-star prospect; played in 18 games (11 ACC), avg >15 minutes last 11 games, 16 total pts, 21 reb
0	Lance Terry#	G.....6-3.....200.....r-Sr..... College Park, Ga.....14.5 ppg....3.2 rpg	> 10+ pts in 21 games, 20+ in 9; 14.6 ppg, 40.1% FG, 31.6% 3pt FG vs. ACC; played all 80 min in ACCT
32	Dyllan Thompson	G/F.....6-7.....215.....Fr..... Sugar Land, Texas--.....--	> Non-scholarship prospect in 1st year at Tech; multi-sport standout, all-state in basketball

TECH NOTEBOOK

Georgia Tech Quick Facts

Official Name:	Georgia Institute of Technology
Location:	Atlanta, Ga.
Enrollment:	47,946
Founded:	1885
Colors:	Old Gold and White
Nickname:	Yellow Jackets, Ramblin' Wreck
Mascot:	Buzz (Yellow Jacket)
Fight Songs:	Ramblin' Wreck, White and Gold
Conference:	Atlantic Coast (ACC)
Home Arena:	McCormick Pavilion (capacity 8,600)
President:	Dr. Angel Cabrera
Director of Athletics:	J. Batt
Faculty Rep. for Athletics:	Dr. Jenna Jordan
Head Coach:	Damon Stoudamire (Arizona, 1995)
Record at Tech:	17-17 (2nd season)
Overall:	102-112 (7th season)
ACC Regular Season:	17-23
ACC Tournament:	1-1
NCAA Tournament:	0-0
Associate Head Coach:	Karl Hobbs (Connecticut, 1984), 2nd season
Assistant Coach:	B.J. Elder (Georgia Tech, 2014), 6th season
Assistant Coach:	Pershing Williams (North Florida, 2005), 2nd season
Assistant Coach:	Nate Babcock (Wisconsin-Eau Claire, 2009), 2nd season
Assistant Coach:	Bonzi Wells (Ball State, 1998), 2nd season
Quality Control Specialist:	Greg Gary (Tulane, 1992), 1st season
Director of Player Personnel:	Matt Holt (Northeastern, 2011), 2nd season
Director of Scouting:	Hayden Sheridan (Arizona, 2016), 7th season
Assistant Director of Operations:	Taylor Ann Hendricks (Iowa State, 2020), 3rd season
Special Assistant to the Head Coach:	James Forrest (Georgia Tech, 1995), 1st season
Associate Director of Sports Medicine:	Richard Stewart (Salisbury, 2005), 18th season
Director of Strength and Conditioning:	Justin Landry (Cal State East Bay, 2012), 2nd season
Recruiting and Operations Coordinator:	Jake Alburnus (Western Michigan, 2020), 2nd season

Basketball History

110th season:	1st game, Feb. 17, 1906 vs. Auburn
All-time Record:	1,468-1,339 !
Winning/Losing/500 Seasons:	55 / 50 / 5
NCAA Appearances (17):	23-17 record
1960, 1985, 1986, 1987, 1988, 1989, 1990, 1991,	
1992, 1993, 1996, 2001, 2004, 2005, 2007, 2010, 2021	
Final Fours (2):	1990, 2004
NIT Appearances (10):	114-10 record
1970, 1971, 1984, 1994, 1998, 1999, 2003, 2016, 2017, 2025	
ACC Championships (4):	1985, 1990, 1993, 2021
ACC Regular-Season Titles (2):	1985 (tie), 1996
ACC Regular-Season Record (46th season):	304-443 !
ACC Tournament Record:	30-41
SEC Championships (1):	1938
SEC Regular-Season Titles (1):	1937
SEC Regular-Season Record (1932-64):	201-207
Metro Conference Regular-Season Record (1975-78):	9-10
Metro Conference Tournament Record:	4-3
Record at McCormick Pavilion:	145-81 ! (13 seasons)
Record at Alexander Memorial Coliseum:	
556-194 (55 seasons, 1956-2011)	
Record at State Farm Arena:	8-12
Record at Gas South Arena:	4-1
Record at Georgia Dome:	9-5
All-Time Head Coaches:	14
ACC Head Coaches:	5
All-America Selections:	14 (12 players)
Consensus All-Americans:	2
First-Team All-Americans:	5
National Players of the Year:	1
All-ACC Selections:	58 times (35 players)
ACC Players of the Year:	2
ACC Rookies of the Year:	11
ACC Coaches of the Year:	5 (3 coaches)
ACC Tournament MVPs:	4
ACC All-Freshman Team:	15

! On-court record (Georgia Tech had 22 wins and one loss during the 2016-17 and 2017-18 seasons vacated by the NCAA's Committee on Infractions.)

• **Baye Ndongo** was named third-team All-Atlantic Coast Conference, while **Naithan George** earned honorable mention. **Duncan Powell** was runner-up for the ACC's Sixth Man Award, and made the ACC all-tournament second team. George was fourth in the voting for the ACC's Most Improved Player Award.

• Tech finished the regular season 14-5 on its home court after beginning the season 2-3, and 8-2 in ACC games, having clinched its first winning home conference record since the 2020-21 season, when the Jackets were 8-1.

• This Tech team was the seventh in program history to win 14 or more games at home in a regular season, and the first since the 2016-17 season, when the Jackets were 17-4 (including two home games in the NIT).

• Tech won its last 6 ACC games at home, the first time the Jackets have won 6 conference games in a row since late in the 2019-20 season, when they won their final 7 ACC home games.

• Tech was 2-5 vs. top-25 teams in 2024-25 (including a win over Clemson, which was No. 21 in the coaches poll but unranked in AP at the time), and 5-6 under Damon Stoudamire.

• Tech, which stood 2-6 in the ACC at one point, won 8 of its last 13 dating back to its Feb. 1 win over Louisville.

• Tech won its first ACC Tournament game since its run to the 2021 championship.

• Tech's 17 wins matched the most for the program in a season since 2015-16, when the Yellow Jackets went 21-15 (Tech also won 21 games in 2016-17 though all those wins were vacated by the NCAA). Tech won 17 games in 2019-20 and 2020-21.

• Tech was the only ACC team to defeat both Clemson and Louisville, the teams tied for 2nd place in the standings, during the regular season. The Jackets stopped a 10-game winning streak by Louisville, who then won its next 11 games before falling to Duke in the ACC Championship game. Tech ended a 6-game win streak by Clemson, who responded by defeating Duke and North Carolina and won its next 9 in a row before falling to Louisville in the ACC Tournament semifinals.

• In his first two seasons at Tech, **Damon Stoudamire's** Yellow Jackets have beaten every ACC opponent - outside of three 2024-25 newcomers Cal, SMU and Stanford - at least once, and have beaten every current ACC opponent except SMU at least once. Only Clemson and Duke have beaten every other ACC team in the last two years, while Louisville, North Carolina and Wake Forest have defeated all but one.

ACC Tournament Recap

Georgia Tech won its first ACC Tournament game and advanced to the quarterfinals for the first time in four years before being eliminated by top-seeded Duke in a close game.

Duncan Powell scored 21 points, **Baye Ndongo** registered his ninth double-double in the last 11 games and **Naithan George** nearly recorded a triple-double, leading 8th-seeded Georgia Tech to a 66-60 win over No. 9 seed Virginia in the second round. The win was the Yellow Jackets' first over UVA since Jan. 9, 2016, snapping a nine-year, 13-game losing skid against the Cavaliers.

In the quarterfinals, Tech raced out to a 14-point lead in the first half, but top-seeded and No. 1-ranked Duke rallied to defeat the eighth-seeded Yellow Jackets, 78-70.

The Yellow Jackets dominated the action early in the game, making 10 of their first 21 shots while holding Duke to just six makes on 23 attempts, and Baye Ndongo's tip-in with 5:02 to go in the first half gave the Jackets a commanding 26-12 lead.

Tech led by five at the half (31-26), but Duke opened the second period with a 12-0 run to take a 38-31 advantage. Duke stretched its lead to as many as 11 points, but the Yellow Jackets hung tough and cut the deficit to six on three occasions in the final 90 seconds before succumbing to the top-ranked Blue Devils.

TECH NOTEBOOK

Tech's Record

	2024-25	2023-24
At home	14-6	8-7
On the road	2-9	4-9
At neutral sites	1-2	2-2
Vs. top-10 opponents	0-2	2-0
Vs. top-25 opponents	2-5	3-1
Vs. teams over .500	7-13	10-13
Vs. teams below .500	10-4	2-4
Vs. teams at .500	-	2-1
While in the top 25	-	0-0

In November	4-3	3-2
In December	3-4	5-2
In January	2-5	2-7
In February	5-2	2-5
In March/April	3-3	2-2

Wearing white uniforms	10-4	7-6
Wearing gold uniforms	4-6	3-6
Wearing navy uniforms	1-3	2-2
Wearing gray uniforms	1-4	2-3
Wearing HBE uniforms	1-0	0-1

Game is decided by 5 pts./fewer or OT	2-2	10-4
Game is decided by 10/fewer or OT	8-5	12-10

Leading at the half	14-3	10-4
Trailing at the half	2-14	3-13
Tied at the half	1-0	1-1
Leading with 5:00 to play	15-1	11-0
Trailing with 5:00 to play	1-16	3-18
Tied with 5:00 to play	1-0	0-0
In overtime games	-	1-1
After a bye in the ACC schedule	0-2	1-0

Tech scores 100 or more points	-	0-0
Tech scores 70 or more points	15-4	12-6
Tech scores fewer than 70 points	2-13	2-12
Opponent scores 100 or more points	0-1	0-0
Opponent scores 70 or more	6-13	7-17
Opponent scores fewer than 70	11-4	7-1
Opponent scores fewer than 50	-	0-0

Tech shoots 50 pct. or better	7-0	3-3
Opponent shoots 50 pct. or better	2-6	1-6
Opponent shoots under 40 pct.	11-5	7-4
Tech has a higher FG% than opponent	16-2	12-4
Tech has a lower FG% than opponent	0-15	1-14
FG percentage is even	-	0-0

Tech has more 3-point FGs	6-4	10-4
Tech has fewer 3-point FGs	9-10	4-10
3-point FGs are even	2-2	0-3

Tech attempts more FT than opponent	11-6	6-9
Tech attempts fewer FT than opponent	5-8	7-9
Free throw attempts are even	0-2	1-0

Tech outrebounds opponent	14-4	11-7
Opponent outrebounds Tech	3-12	2-10
Rebounds are even	0-1	1-1

Tech has fewer turnovers than opponent	8-4	3-7
Tech has more turnovers than opponent	8-10	11-11
Turnovers are even	1-3	0-0
Tech has more assists than turnovers	11-7	8-10

Committing more fouls	4-10	6-10
Committing fewer fouls	10-6	6-8
Fouls are even	3-1	2-0

4/more Jackets score in double figures	13-3	5-2
A Jacket scores 20 or more	13-8	11-8
A Jacket scores 30 or more	-	0-1

Scoring more bench points	9-8	7-11
Scoring fewer bench points	8-9	5-7
Bench scoring is even	-	1-0

Tech Bytes

• Tech set an all-time record for most 20-point games in one season, recording 29 in 2024-25 (9 by **Lance Terry**, 7 by **Duncan Powell**, 5 by **Naithan George**, 4 by **Baye Ndongo**, 4 by **Javian McCollum**). It beat the 27 recorded by the 2020-21 team which had ACC Player of the Year Moses Wright (10), Jose Alvarado (8), Michael Devoe (8) and Jordan Usher (1).

• Dating back to Tech's triple-overtime win at Clemson on Feb. 4, 11 players played every minute of the game, 5 of those in the ACC Tournament.

• Tech utilized 10 different starting lineups in 2024-25, mostly as a result of injury. Twelve different players have started a game for Tech this season, 11 different players have started an ACC game.

• Tech played with 8 scholarship players in each of its last 11 games after **Javian McCollum** was injured Feb. 4 at Clemson, and its playing rotation was 6 or 7 for most of its last 16 games dating back to Jan. 14 vs. Clemson, when **Lance Terry** missed the first of his 3 games. The Jackets beat Louisville with only 6 players, and defeated Virginia in its first ACC Tournament game with 7. Tech's bench played a total of less than 19 minutes against the Cavaliers, and 18 against Duke.

• Sophomores **Baye Ndongo** and **Naithan George** were the only Yellow Jackets to have appeared in every game in 2024-25. George, Ndongo and **Lance Terry** were the only players have started more than 14 games. Those three, plus **Duncan Powell** and **Ibrahim Square**, were the only Tech players to see action in 30 or more games.

• **Ndongo** has started 63 consecutive games, **George** 62, dating back to the 2023-24 season.

• Tech rotation players missed a total of 78 games this season because of injury or illness. **Kowacie Reeves, Jr.**, missed the last 28 games (foot injury), while **Luke O'Brien** missed the last 23 games (toe) and 24 altogether. **Jaeden Mustaf** had missed 6 straight (foot) before returning vs. Stanford, and **Lance Terry** missed 3 of the last 16 (hand/illness). Javian McCollum missed 4 games earlier in December with a concussion, and missed another 10 to a head injury before returning for Tech's NIT game. Reeves did not play in an ACC game this season, while O'Brien played in only one.

Player Notes

• **Baye Ndongo** posted 9 double-doubles in Tech's last 13 games and had 3 games in which he scored 20 points with 10 rebounds.

• **Ndongo** finished the regular season averaging a double-double in ACC games (14.4 ppg, 10.2 rpg), joining Eddie Lampkin of Syracuse as the only players to do so. Ndongo was the first Tech player to average a double-double in ACC games since Alvin Jones in 2000-21 and only the third Yellow Jacket to do so (Malcolm Mackey did it in 1990-91 and 1992-93).

• Only Maxime Reynaud of Stanford (13) and Eddie Lampkin, Jr. (11) had as many or more double-doubles against ACC teams this season than did **Ndongo** (11).

• **Naithan George** posted four double-doubles in points and assists and one in points and rebounds (13/10 vs. Virginia in the ACC Tournament), and had five games of 10 or more assists.

• **George** led the ACC in assist average in all games (6.5) and in ACC games only (6.5), the first Tech player since Drew Barry in 1995-96 to lead the conference.

• **George** led the ACC in minutes per game in conference games (37.8), and ranks No. 2 in all games (35.6). He played the full 40 minutes against Stanford, Pittsburgh and Virginia, and all 55 minutes of Tech's 3-overtime win at Clemson. He also played all but 3 seconds in Tech's overtime win vs. California.

• **George** ranked No. 58 nationally in KenPom.com's measurement of usage (he played 87.5% of available minutes) for the full season, and was the court for 92.2% of Tech's possessions in ACC games (No. 1).

• **Duncan Powell** scored 20 or more points 7 times

Just Georgia Tech, please...

The Georgia Institute of Technology is the official title, but Georgia Tech will work fine, or just Tech (unless you're in Virginia or Texas). We would appreciate it if you would use our name in those ways. Georgia Tech University is incorrect. Thank you.

Georgia Tech By the Numbers

1	SEC Championships
1	NCAA Post-Graduate Scholar
1	Naismith Award winner
2	Final Four appearances
2	ACC regular-season titles
2	ACC Players of the Year
2	National Freshmen of the Year
3	Years a Member of the Metro Conference
4	ACC Championships
5	First-team All-America players
6	Jersey numbers retired
6	Academic All-Americans
7	NCAA Sweet 16 appearances
8	Wins over teams ranked No. 1
8	NBA lottery picks
12	ACC Rookie of the Year honorees
14	Head coaches in program history
17	NCAA Tournament berths
19	NBA first-round draft picks
25	Total postseason berths (NCAA and NIT)
32	Years a Member of the SEC
45	Years a Member of the ACC
47	Players taken in the NBA Draft
51	Players selected All-ACC (1st/2nd/3rd team)
228	Weeks ranked in either AP or Coaches Poll

Head Coaches Who Played in NBA

In NCAA Division I	
Coach	School
Steve Alford	Nevada
Speedy Claxton	Hofstra
Hubert Davis	North Carolina
Johnny Dawkins	Central Florida
Bryce Drew	Grand Canyon
Kim English	Providence
Penny Hardaway	Memphis
Fred Hoiberg	Nebraska
Bobby Hurley	Arizona State
Mark Madsen	California
Quonzo Martin	Missouri State
Mark Pope	Kentucky
Roger Powell Jr.	Valparaiso
Damon Stoudamire	Georgia Tech
Rod Strickland	Long Island
Reggie Theus	Bethune-Cookman
Darrell Walker	Little Rock
Mo Williams	Jackson State
Mike Woodson	Indiana

TECH NOTEBOOK

Tech Highs and Lows
Under Damon Stoudamire

Longest winning streak:	4 games (2023-24)
Longest ACC winning streak:	3 games (2023-24, 2024-25)
Longest ACC home winning streak:	5 games (2024-25)
Longest losing streak:	5 games (2023-24)
Longest ACC losing streak:	4 games (2023-24, 2024-25)
Most points scored in a game:	93 vs. Clemson, 1/16/2024; vs. North Florida, 11/10/2024
Most points scored in a game (regulation):	93 vs. North Florida, 11/10/2024
Most points scored - ACC game:	93 vs. Clemson, 1/16/2024
Fewest points scored in a game:	43 at Wake Forest, 3/8/2025
Fewest points scored - ACC game:	43 at Wake Forest, 3/8/2025
Most points allowed in a game:	105 vs. North Florida, 11/10/2024
Most points allowed in a game (regulation):	105 vs. North Florida, 11/10/2024
Most points allowed - ACC game:	95 vs. Boston College, 1/6/2024
Fewest points allowed in a game:	49 vs. Alabama A&M, 12/9/2023; Alabama A&M, 12/28/2024
Fewest points allowed - ACC game:	52 vs. Stanford, 2/12/2025
Largest margin of victory:	43 vs. Alabama A&M (92-49), 12/28/2024
Largest margin of victory - ACC game:	25 vs. NC State (87-62), 3/1/2025
Largest margin of victory - road game:	6 at Pittsburgh (73-67), 2/25/25
Largest margin of victory - ACC road game:	6 at Pittsburgh (73-67), 2/25/25
Largest losing margin:	35 at Cincinnati (89-54), 11/22/23
Largest losing margin at home:	29 vs. Wake Forest (80-51), 2/6/2024
Largest losing margin - ACC game:	29 vs. Wake Forest (80-51), 2/6/2024
Most points allowed in a win:	90 vs. Clemson, 1/16/2024
Most points scored in a loss:	93 vs. North Georgia, 11/10/2024
Fewest points scored in a win:	60 vs. Stanford, 2/12/2025
Fewest points allowed in a loss:	58 vs. Notre Dame, 2/14/2024
Largest lead:	43 points vs. Alabama A&M (2nd half), 12/28/2024
Largest deficit:	41 points vs. Cincinnati (2nd half), 11/22/2023
Largest deficit overcome to win a game:	14 points vs. Howard (2nd half-16:55), 11/9/2023
Largest 2nd-half deficit overcome to win a game:	14 points vs. Howard (16:55), 11/9/2023
Largest deficit overcome to win a road game:	11 points (2nd half 13:14) vs. Massachusetts, 12/21/23
Largest lead given up in a loss:	16 points vs. Boston College (2nd half-19:36), 1/6/2024
Largest 2nd-half lead given up in a loss:	16 points vs. Boston College (2nd half-19:36), 1/6/2024
Highest FG pct.:	58.5 (31-53) vs. Boston College, 1/4/2025
Highest FG pct. - ACC game:	58.5 (31-53) vs. Boston College, 1/4/2025
Lowest FG pct.:	28.5 (17-60) vs. Wake Forest, 2/6/2024
Lowest FG pct. - ACC game:	28.5 (17-60) vs. Wake Forest, 2/6/2024
Highest 3-pt pct.:	55.0 (11-20) at Duke, 1/13/2024
Highest 3-pt pct. - ACC game:	55.0 (11-20) at Duke, 1/13/2024
Most 3-pt FG:	15 at Clemson, 1/16/2024
Most 3-pt FG - ACC game:	15 at Clemson, 1/16/2024
Lowest 3-pt pct.:	12.5 (3-24) vs. Wake Forest, 2/6/2024
Lowest 3-pt pct. - ACC game:	12.5 (3-24) vs. Wake Forest, 2/6/2024
Highest FG pct. allowed:	56.4 (31-55) vs. Duke, 12/21/2024
Highest FG pct. allowed - ACC game:	56.4 (31-55) vs. Duke, 12/21/2024
Lowest FG pct. allowed:	27.6 (16-58) vs. Alabama A&M, 12/9/2023
Lowest FG pct. allowed - ACC game:	30.3 (20-66) vs. Stanford, 2/12/2025
Highest 3-pt pct. allowed:	52.2 (12-23) vs. Notre Dame, 3/12/2024
Highest 3-pt pct. allowed - ACC game:	52.2 (12-23) vs. Notre Dame, 3/12/2024
Lowest 3-pt pct. allowed:	10.0 (2-20) vs. Alabama A&M, 12/9/2023
Lowest 3-pt pct. allowed - ACC game:	14.3 (3-21) at Clemson, 1/16/2024
Highest FT pct.:	90.5 (19-21) vs. Clemson, 2/21/2024
Highest FT pct. - ACC game:	90.5 (19-21) vs. Clemson, 2/21/2024
Lowest FT pct.:	27.3 (3-11) at Syracuse, 1/7/2025
Most free throws made:	26 vs. Texas Southern, 11/12/2024
Most free throws attempted:	35 vs. Charleston Southern, 11/27/2024
Fewest free throws made:	2 at Wake Forest, 3/5/2024
Most assists:	27 vs. Alabama A&M, 12/28/2024
Most assists - ACC game:	22 at Miami, 2/24/2024; at SMU, 1/11/2025
Fewest assists:	6 vs. Clemson, 2/21/2024
Most turnovers:	22 at SMU, 1/11/2025
Fewest turnovers:	5 at Virginia Tech, 1/27/2024; vs. Central Arkansas, 11/30/2024
Most blocked shots:	10 at Cincinnati, 11/22/2023
Most steals:	13 vs. Alabama A&M, 12/28/2024

over his last 16 games dating back to Jan. 18 at Florida State. He was the runner-up for the ACC's Sixth Man of the Year award.

- **Powell** scored in double digits in 14 of those 16 games. He tallied 21 vs. Virginia and 24 vs. Duke in the ACC Tournament, earning him a spot on the ACC all-tournament second team.

- **Powell** made 6 3-point field goals in a game, most for any Yellow Jacket this year, twice in 2024-25 - against Duke in the ACC Tournament and at Pitt on Feb. 25.

- **Terry** reached double figures in all but 8 games he has played this season and remains the Yellow Jackets' leading scorer overall (14.5 ppg) in ACC games (14.6).

- **Terry** scored 20-plus points in 9 games in 2024-25, 6 times in ACC games.

- **Terry** missed 3 games in Tech's last 16 while playing through a wrist injury, but rebounded to average 15.5 over 6 games since missing the Stanford game. That included a stretch of 15 at Boston College, 20 at Pittsburgh, 15 vs. NC State and a career-high 31 vs. Miami.

- Freshman **Jaeden Mustaf** returned to action against Stanford after missing 6 games with a foot injury, averaging 7.0 points while averaging 25 minutes in Tech's last 11 games. Mustaf had 2 double-figure games in that stretch (13 vs. NC State, 12 at Wake Forest), and has twice grabbed a season-high in rebounds (8 vs. Boston College and Virginia).

- **Ibrahim Souare** started Tech's final 14 regular season games after injuries ravaged the Jackets' rotation. The redshirt freshman averaged 24.1 minutes, averaging 3.9 points (57.1% FG) with 5.0 rebounds and 9 blocked shots in that stretch.

- Freshman **Darriin Sutton** averaged better than 15 minutes over Tech's last 11 games after totaling 54 minutes over Tech's first 23 games (of which Sutton appeared in seven). He made his first collegiate start against Stanford, and made two key free throws in the final minute of play.

- Senior guard **Javian McCollum** missed 10 games in February and March games with a head injury after colliding with teammate Ndongo going for a loose ball in Tech's 2/4 game at Clemson game. He returned for Tech's finale in the NIT, playing 22 minutes and scoring 5 points with 7 assists. McCollum had averaged 15.1 points over his 10 games prior to Clemson, scoring 20 in four of those games.

- In ACC games, **McCollum** averaged 12.9 points and 3.7 assists, hitting 43% from the floor, 34.5% from three-point range, 85.7% from the foul line. He also had just 18 turnovers and a team-high 17 steals.

Tech's Missing Persons Unit

Georgia Tech's rotation players have missed a total of 75 games this season because of injury or illness. Kowacie Reeves, Jr., has missed the last 27 games (foot injury), Luke O'Brien missed the last 22 games (toe), Jaeden Mustaf had missed 6 straight (foot) before returning vs. Stanford, and Lance Terry missed 3 of the last 16 (hand/illness). Javian McCollum missed 4 games earlier in December with a concussion, and missed the last 10 due to a head injury. Reeves has not played in an ACC game this season, while O'Brien has played in only one..

Player*	Games/Starts	Games Missed
Javian McCollum	19/11	14
Jaeden Mustaf	17/7	8
Luke O'Brien	10/6	24
Kowacie Reeves, Jr.	6/6	28
Lance Terry	22/17	3

*rotation players only

Baye, George Earn ACC Honors

Georgia Tech's sophomore duo of Baye Ndongo and Naithan George earned Atlantic Coast Conference post-season honors Monday afternoon. Ndongo was named third-team All-ACC, while George earned honorable mention.

Ndongo, from Mboro, Senegal, finished the regular

A Make-or-Miss Game

Georgia Tech's offensive rankings vs. the ACC last 8+ seasons (ACC regular season games only)

Year	PPG	FG Pct.	3pt FG Pct.
2024-25	70.9 (12)	.436 (13)	.337 (13)
2023-24	70.2 (12)	.427 (13)	.349 (7)
2022-23	66.8 (13)	.413 (15)	.341 (9)
2021-22	66.0 (12)	.428 (10)	.325 (11)
2020-21	71.8 (6)	.482 (2)	.360 (3)
2019-20	69.9 (9)	.462 (2)	.341 (6)
2018-19	60.7 (15)	.426 (8)	.306 (12)
2017-18	63.6 (14)	.419 (12)	.312 (15)
2016-17	65.1 (14)	.434 (14)	.309 (15)

season averaging a double-double (14.4 points per game, 10.2 rebounds per game) against ACC competition, the first Yellow Jackets to do that since 2000-01 and only the third Tech player ever to accomplish that. He ranked second in the ACC in rebound average and third in field goal percentage (54.4%) in conference games. Overall, the 6-9 forward averaged 13.4 points and 8.9 rebounds per game, ranking fourth in the ACC in rebound average and third in field goal percentage (53.6%).

George, from Toronto, Ontario, became the first Tech player to lead the conference in assist average in nearly 30 years, dishing out 6.5 per game both in all games and ACC games, leading the league in both rankings. The 6-3 point guard was one of only players in the nation to average 12.3 points, 6.5 assists and 4.2 rebounds for the full season. He raised his level of play against conference opposition, averaging 13.5 points, 6.5 rebounds and 4.7 rebounds.

No Sophomore Jinx

Baye Ndongo and Naithan George both earned ACC post-season honors on Monday, underscoring their performances over the past month of their sophomore years in lifting Georgia Tech to its eighth-place finish in the ACC after a 2-6 start.

In Tech's last 13 games, George and Ndongo accounted for nearly half (44%) of the Yellow Jackets' points (403 of 923), and they scored 149 of Tech's 337 field goals and 73 of its 149 free throws.

Ndongo, the 6-9 native of Senegal, became a rebounding and double-double machine since the start of February, reaching double figures in points and rebounds nine times in 13 games, notching career-highs in points against California (26) and then NC State (29), and grabbing 15 or more rebounds against Stanford, Boston College, Pittsburgh and NC State. He scored the game-winning basket in overtime against the Bears on a putback at the final horn.

George, a 6-3 playmaker from Toronto, Ontario, who leads the ACC in assist average, answered his head coach's challenge of becoming more assertive as a scorer as the Yellow Jackets lost three rotation players to injury. He scored in double digits 17 times in Tech's last 21 games, scoring 20 or more four games in a row at one point, while maintaining his excellence as the Jackets' primary playmaker.

"George is a phenomenal passer. His vision is high-level and his passing is high-level. Ndongo is long, he's athletic, he's tough, he's quick. That's a pretty great tandem."

-Cal head coach Mark Madsen

"I've been impressed with how they can attack. George is the guy that kind of stirs everything for them. He does a great job of getting guys involved. Their guards are very aggressive. They're all physical, strong, can get downhill, they shoot the basketball well."

-Pitt head coach Jeff Capel

TECH NOTEBOOK

Tech Team Statistics

Category	2024-25	ACC	NCAA
Scoring offense	73.1	12	197
Scoring defense	72.7	12	201
Scoring margin	+0.4	10	211
Field goal pct.	.439	14	219
Effective FG pct.	.502	14	239
Field goal pct. def.	.421	5	79
3-pt FG pct.	.341	10	164
3-pt FG per game	7.6	11	188
3-pt FG att. per game	22.1	11	199
3-pt FG pct. def.	.351	15	281
3-pt FG allowed per game	8.8	-	-
Free throw pct.	.687	18	284
FT made per game	12.7	15	253
FT attempts per game	18.4	11	221
Rebounds per game	37.1	5	82
Rebound margin	+1.5	9	152
O-Reb per game	10.9	6	154
D-Reb per game	26.2	3	59
Assists per game	14.8	3	92
Assist/TO ratio	1.22	10	151
Turnover margin	-1.1	15	267
Turnovers per game	12.2	15	225
Turnovers forced per game	11.0	11	254
Blocks per game	3.7	9	109
Steals per game	5.9	13	278
Fouls per game	15.8	6	91
Bench points per game	17.7	11	243
Fast break points per game	9.0	8	209

FINAL rankings through games of April 7

Games Started/Finished

Player	2024-25	Conf.	Career	*Finished
Naithan George	34	22	62	22
Javian McCollum	11	6	68	13
Jaeden Mustaf	10	7	10	18
Ryan Mutombo	7	5	8	1
Baye Ndongo	34	22	63	14
Emmer Nichols	-	-	-	6
Luke O'Brien	6	1	35	3
Doryan Onwuchekwa	8	1	8	1
Duncan Powell	13	12	40	26
Kowacie Reeves, Jr.	6	-	55	2
Marcos San Miguel	-	-	-	5
Ibrahim Square	14	14	14	16
Darrion Sutton	1	1	1	11
Lance Terry	26	19	84	22
Dyllan Thompson	-	-	-	-

*Includes starts at previous school and in conference tournaments

Non-Conference Breakdown

Team	Conf.	Record	Conf.	KP	NET
Alabama A&M	SWAC	10-22	6-12	360	360
Central Arkansas	A-Sun	9-24	4-14	349	343
Charleston So.	Big South	10-22	6-10	302	294
Cincinnati	Big 12	18-15	7-13	55	50
Georgia*	SEC	20-13	8-10	38	33
North Florida	A-Sun	15-17	8-10	266	262
Northwestern	Big Ten	17-16	7-13	44	53
Oklahoma*	SEC	20-14	6-12	40	43
Texas Southern	SWAC	15-17	12-6	278	285
UMBC	Am-East	13-19	5-11	299	296
West Georgia	A-Sun	6-25	4-14	350	345
GT strength of schedule rank				84	70
GT NC strength of schedule rank				349	199
vs. Quad 1: 3-7			vs. Quad 2: 0-7		
vs. Quad 3: 5-1			vs. Quad 4: 9-1		

KP - KenPom.com, NET - NCAA NET rankings

FINAL through games of April 7 (*NCAA Tournament team)

Lance-Scores-A-Lot

Lance Terry is proving that his decision to sit out the 2023-24 season and play a full season for **Damon Stoudamire** was justified. The only Tech player remaining from **Josh Pastner's** last Yellow Jacket team, Terry came back fully healed from a leg injury and has demonstrated the athleticism, basketball savvy and scoring ability Tech missed last season.

The fifth-year senior led the Jackets in scoring in all games (14.5 ppg) and in ACC games (14.6) despite a hand injury limiting his court time in February. He ranked among the ACC's top 10 in 3-pointers made and attempted. His season numbers were career highs almost across the board - points per game, assists per game (1.6) and steals per game (1.2), and his shooting numbers (42.6% FG, 35.8% 3pt FG) were not far off.

The College Park, Ga., native, who played three seasons at Gardner-Webb before transferring to Tech, surpassed 1,000 career points on Dec. 3 at Oklahoma and went over 1,300 points March 4 vs. Miami.

- **Terry** scored 745 points in two full seasons at Tech, compared to 593 in two-plus seasons at Gardner-Webb. He finished his college career with 1,343 career points and 204 3-point field goals.

- **Terry** played in 115 games in his college career, 60 of them at Tech, and made 84 career starts (47 at Tech). He has connected on 36.7% of his 3-point field goals and 78.1% of his free throws in 5 college seasons.

Curious About George

Naithan George, who signed with Tech barely a week before the start of fall semester in 2023 and did not play in the Yellow Jackets' first three games, became a dependable and sometimes clutch performer at point guard, and took his game to a much higher level as a sophomore.

The Toronto native started every game and led the ACC in assists while ranking 11th nationally. He also became a more consistent scorer while remaining a pass-first point guard, 12.3 points a game overall and 13.5 in ACC games.

George scored in double digits in 17 of Tech's last 21 games, and 20-plus in 4-straight at one point.

The 6-3 guard made his collegiate debut off the bench Nov. 22 of his freshman year in a 34-point loss at Cincinnati before head coach **Damon Stoudamire** inserted him into the starting lineup, and he helped lift the Jackets to a 67-59 win over No. 21 Mississippi State and a 72-68 win over No. 7 Duke the next week.

George remained in the starting lineup, ranking among the ACC top three in assists and assist/turnover ratio in conference games while averaging 9.8 points a game.

- Only **Braden Smith** of Purdue matched or exceeded **George's** season averages of at least 12.3 points, 4.2 rebounds and 6.5 assists per game.

- **George** was the 7th Tech player to record 200 dimes in one season. His 221 total is the 5th-highest in Tech history for a season and the most for a Yellow Jacket since **Jarrett Jack** in 2003-04.

- **George's** 356 career assists are the 4th most all-time in Tech annals through a Yellow Jackets' first two seasons, and most since **Jarrett Jack's** 398 from 2002-04. He already ranks No. 14 on Tech's career list.

Baye One, Get One

On the heels of a standout freshman year, sophomore **Baye Ndongo** developed into one of the ACC's best players once conference play began in earnest, especially when Tech's rotation became thinned by injury. The 6-9 forward finished the ACC regular season averaging a double-double in conference games (14.4 ppg, 10.2 rpg), one of two ACC players to accomplish that. He also ranked third in field goal percentage (.536), and among the top 5 in offensive rebounds per game and defensive rebounds per game.

Ndongo was the first Tech player to average a double-

Offense/Defense Last 8 Years

Source: KenPom.com (Nat'l rank in parentheses)

Year	Tempo	Off. Eff.	Def. Eff.
2024-25	68.8 (99)	107.3 (169)	101.4 (76)
2023-24	67.6 (168)	109.4 (111)	105.0 (148)
2022-23	66.6 (212)	104.4 (182)	103.9 (149)
2021-22	68.0 (117)	100.4 (225)	99.2 (110)
2020-21	67.3 (223)	113.7 (22)	96.2 (68)
2019-20	70.0 (88)	103.0 (171)	91.8 (16)
2018-19	66.8 (225)	101.7 (228)	96.5 (43)
2017-18	66.1 (227)	103.6 (197)	98.7 (61)
2016-17	68.2 (179)	100.0 (259)	91.0 (6)

double in ACC play since 2000-21 (Alvin Jones) and only the third to do so (see list on page 8).

Despite battling foul trouble and more intense focus from opposing defenses, **Ndongo** improved his numbers during his sophomore season, averaging 13.4 points and 8.9 rebounds in all games.

- **Ndongo** also led the Jackets in blocked shots (24) and steals (22) in conference games. The sophomore led Tech in blocked shots (37) and was third in steals (35).

- Since Tech began competing in the ACC in 1979-80, there have been 14 games where a Yellow Jacket scored 15 points and pulled 15 rebounds, 10 of those came against ACC opponents. **Ndongo** had 3 of those in 2024-25 (15/16 vs. Stanford, 17/15 at Boston College). In that period, **Moses Wright**, the 2021 ACC Player of the Year, had 2.

The Shag Man

First drawing attention with his unusual haircut (called a shag) and the abundance of ink in his body, **Duncan Powell** has earned more attention in the latter half of the season for the quality of his basketball.

The junior forward was a top-100 high school prospect in the Dallas area before spending a season playing at North Carolina A&T (near his birthplace in North Carolina), then earning all-conference mention last season while leading Sacramento State in scoring and rebounding. Coaching changes led to his departure from both schools, before he decided to join the Yellow Jackets last summer. He has exceeded all expectations and has become a key member of Tech's rotation since ACC play began.

He was Tech's No. 3 scorer and No. 2 rebounder in ACC games, proving to be a mismatch problem for opponents with his ability to score inside and out, and finished second in voting for the ACC's Sixth-Man of the Year award.

- **Powell** recorded 3 double-doubles in 2024-25 - 23 points with 10 rebounds against NC State, 13 and 11 against SMU and Oklahoma 11 and 12 at Oklahoma.

- **Powell** reached double figures in 17 of Tech's last 21 games dating back to his 21-point performance vs. Notre Dame on Dec. 31. He had just three double-digit scoring games among his first 12 this season.

- **Powell** shot a team-high 36.5% on 104 3-point attempts in ACC play, and went to the foul line 83 times, second only to **Ndongo** (72.3%).

- **Powell** scored in double figures 19 times altogether this season, all vs. Power 4 opponents, and 15 times in 22 games vs. ACC teams.

TECH NOTEBOOK

The Last Time a Jacket...

Scored 30 or more points:

Miles Kelly, 36 at Louisville, 2/10/2024

Led Tech in scoring off the bench:

Javian McCollum, 20 at SMU, 1/11/2025

Grabbed 15 or more rebounds:

Baye Ndongo, 16 vs. Stanford, 2/12/2025

Had 10 or more assists:

Naithan George, 11 vs. Miami, 3/4/2025

Had a point/assist double-double:

Naithan George, 10 points/11 assists vs. Miami, 3/4/2025

Had a point/rebound double-double:

Baye Ndongo (16 pts/10 reb) and Naithan George (13/10) vs. Virginia (ACC Tournament), 3/12/2025

Had a triple-double:

Ja'von Franklin (14 pts/15 reb/10 ast) at Syracuse, 2/28/2023

Played 40 minutes in a regulation game:

Lance Terry, Duncan Powell and Naithan George vs. Duke (ACC Tournament), 3/13/2025

Played every minute of an overtime game:

Naithan George (55 minutes/3 OT) at Clemson, 2/4/2025

Played every minute of a multiple-OT game:

Naithan George (55 minutes/3 OT) at Clemson, 2/4/2025

The Last Time the Jackets...

Scored 100 or more points:

vs. Clayton State (103-53) on 1/23/2022

Scored 100 or more points in regulation:

vs. Clayton State (103-53) on 1/23/2022

Scored 100 or more points in consecutive games:

vs. Jackson State (100-70) on 11/13/2006, Georgia State (103-74) on 11/16/2006

Scored 100 or more points twice in one season:

vs. Cornell (116-81), 11/13/2015, Green Bay (107-77) on 11/19/2015

Allowed 100 or more points:

vs. North Florida (lost 105-93), 11/12/2024

Allowed 100 or more points in regulation:

vs. North Florida (lost 105-93), 11/12/2024

Shot 60 percent or better:

.607 (34-56) at Georgia, 11/19/2021

Failed to make a three-point basket:

0-for-12 vs. Virginia, 1/22/2015

Did not allow a three-point basket:

0-for-11 vs. Pittsburgh, 3/5/2016

Failed to make a free throw:

0-for-3 vs. Pittsburgh, 1/14/2023

Grabbed 50 or more rebounds:

56 at Clemson, 2/4/2025

Multiple players had a double-double:

Baye Ndongo (16 pts/10 reb) and Naithan George (13/10) vs. Virginia (ACC Tournament), 3/12/2025

Multiple players had 10 or more rebounds:

Baye Ndongo (10) and Naithan George (10) vs. Virginia (ACC Tournament), 3/12/2025

Had 25 or more assists:

27 vs. Alabama A&M, 12/28/2024

Blocked 10 or more shots:

10 at Cincinnati, 11/22/2023

Had 15 or more steals:

15 vs. Florida State, 3/13/2021

Had fewer than 10 turnovers:

6 vs. NC State, 3/1/2025

Had 5 or more players in double-figures in points:

Lance Terry (23), Naithan George (15), Javian McCollum (12), Baye Ndongo (12), Duncan Powell (11) vs. Louisville, 2/1/2025

Had 6 players in double-figures in points:

Tristan Maxwell (18), Jalon Moore (15), Kyle Sturdivant (13), Lance Terry (13), Rodney Howard (11), Miles Kelly (10) vs. Alabama State, 12/17/2022

Had two or more players score 20 points:

Duncan Powell (26) and Lance Terry (20) at Pittsburgh, 2/25/2025

Had three or more players score 20 points:

Lance Terry (23), Javian McCollum (20), Duncan Powell (20) at Florida State, 1/18/2025

Had no player score 10+ points:

Virginia (57-28 loss), 1/22/2015

Allowed no player to score 10+ points:

Hawaii (73-40 win), 12/25/2019

Had no player play 30 minutes:

vs. Cincinnati (81-58 loss), 11/23/2024

Won by 30 or more points:

Alabama A&M (92-49), 12/28/2024

Won by 40 or more points:

Alabama A&M (92-49), 12/28/2024

Won by 50 or more points:

Clayton State (103-53), 1/23/2021

Lost by 30 or more points:

at Cincinnati (89-54), 11/22/2023

Played an overtime game:

vs. California (won 90-88), 2/15/2025

Defeated a Top 10 team:

#3/3 North Carolina (74-73) 1/30/2024

Defeated a Top 25 team:

at #21 Clemson (89-86, 3ot) 2/4/2025

Defeated a Top 10 team on the road:

#7/7 Syracuse (67-62), 3/4/2014

Defeated a Top 25 team on the road:

at #21 Clemson (89-86, 3ot) 2/4/2025

Had a game postponed (subsequently rescheduled and played):

Syracuse, 12/29/2021 (COVID), played on 2/21/2022

Had a game cancelled:

Alabama A&M, 12/23/2021 (COVID)

McCollum on Call

One of the top transfers in the portal (No. 31) following last season, **Javian McCollum** has become the dependable scorer and shooter head coach **Damon Stoudamire** was looking for to complement fellow guards **Lance Terry** and **Naithan George**.

McCollum started the season fast, averaging nearly 15 points in Tech's first four games before suffering a concussion Nov. 23 vs. Cincinnati. He missed four games, then came back slowly when he returned to the court Dec. 15. He sustained a similar injury Feb. 4 against Clemson and missed 10 games before returning to play in the Jackets' NIT game.

But in the last 10 games before he was injured in the first of Tech's game at Clemson (left in first half following an on-court collision and has missed the last two games), McCollum matched Terry nearly point for point, missing double figures just twice while producing four games of 20 or more points. He ranked second behind Terry in scoring in all games and conference games, and was one of the ACC's top free throw shooters at better than 85 percent.

- **McCollum** missed the last 10 games with a head injury after colliding with teammate Ndongo going for a loose ball in Tech's 2/4 game at Clemson game. The senior guard had averaged 15.1 points over his 10 games prior to Clemson, scoring 20 in four of those games. He connected on 42.5% (51-for-120) from the floor, 35.7% (20-of-56) from three-point range and 29-of-33 from the free throw line. He also had 39 assists (3.7 per game) and 14 steals.

- In ACC games, **McCollum** averaged 12.9 points and 3.7 assists, hitting 43% from the floor, 34.5% from three-point range, and is 85.7% from the foul line. He also has just 18 turnovers and a team-high 17 steals.

Stoudamire Finalist for Jobe Award

Head coach Damon Stoudamire was named a finalist for the Ben Jobe Award, which is bestowed annually to the top minority head coach in Division I college basketball.

In his second season at the helm of the Tech program, Stoudamire led the Yellow Jackets to a 17-16 overall record and a 10-10 mark in the Atlantic Coast Conference, clinching a first-round bye for the ACC Tournament for only the second time since conference expansion to 15 teams in 2013-14. The won-loss marks represented a significant improvement over the Jackets' 14-18 record (7-13 ACC) in his first season in 2023-24. Tech won eight of its last 13 games from Feb. 1 on and earned three wins against Quad 1 teams in the process, and returned to the post-season for the first time since 2021.

Stoudamire managed the Yellow Jackets through a bevy of injuries to rotation players. Tech played with just eight schol-

arship players for most games since the middle of December, as four main starters and reserves missed a total of 75 games, and has forged its late-season run using just six or seven players.

The Ben Jobe Award has been given by Colleg Insider.com every year since 2012. Stoudamire won the award in 2020 while he was the head coach at Pacific University.

Pre-Season Storylines for 2025-26

- **110 seasons** - Georgia Tech has played 110 seasons of basketball, having compiled an all-time on-court record of 1,468-1,340 (22 wins and one loss from the 2016-17 and 2017-18 seasons were vacated by the NCAA Committee on Infractions).

- **Tech in the ACC** - Tech has played 46 seasons as a member of the Atlantic Coast Conference, having won the conference championship in 1985, 1990, 1993 and 2021. Prior to that, Tech competed in the Metro Conference for three seasons from 1975-78, was an independent from 1964-75, and was a member of the Southeastern Conference for 32 years from 1932-64, winning one title in 1938.

- Tech was projected to finish 12th in the ACC standings this season by a vote of the conference's official media panel. Tech has finished ahead of its media projection eight of the last nine seasons after finishing eighth in 2024-25.

- Tech's last two recruiting classes have been ranked 20th (2024 class) and 13th (2025 class)..

- **Damon Stoudamire** is one of 19 head coaches at the NCAA Division I level that played in the NBA. (courtesy of Stephen Gorchov at Hofstra)

Tech At A Glance

Second-year head coach **Damon Stoudamire** began a re-build the Tech roster last season and guided the team to 14 victories (seven ACC wins), including big wins over top-25 teams Mississippi State, Duke, Clemson and North Carolina, all of whom played in the NCAA Tournament.

Tech returned a strong core of four players, including 6-3 senior guard **Lance Terry (College Park, Ga.)**, who redshirted last season with an injury after averaging in double figures for the Yellow Jackets in 2022-23. Also back are three of Tech's top four scorers from last season, 6-7 senior wing **Kowacic Reeves, Jr.**, 6-3 sophomore point guard **Naithan George** and 6-9 sophomore forward **Baye Ndongo**.

The three returnees from the 2023-24 team accounted for 42 percent of that team's points, 40 percent of its shots taken and 56 percent of games started. If Terry's numbers are added, those percentages become 55 percent of the points, 53 percent of the shots taken and 69 percent of the starts.

Stoudamire and his staff built around those four by

Tech All-Time vs. the ACC

Opponent	Overall	in ACC	Tourney	In McCamish Pavilion	In Opponent Current Venue	Current Streak
Boston College	20-14	16-13	1-3	5-2	6-7	Lost 1
California	1-3	1-0	0-0	1-0	0-0	Won 1
Clemson	69-79	41-56	4-1	6-7	11-42	Won 1
Duke	25-80	21-68	3-8	2-6	5-39	Lost 3
Florida State	34-47	24-33	2-2	4-3	8-20	Lost 1
Louisville	16-27	3-12	0-1	3-4	0-6	Won 1
Miami	14-17	13-15	1-1	4-4	5-7	Won 3
North Carolina	28-73	26-59	5-4	3-5	5-28	Lost 1
NC State	45-61	37-47	3-3	3-5	7-13	Won 1
Notre Dame	14-19	8-17	0-2	8-4	1-12	Lost 1
Pittsburgh	13-9	8-9	0-2	5-3	3-4	Won 1
SMU	8-7	0-1	0-0	0-0	1-7	Lost 1
Stanford	2-2	1-0	0-0	1-0	0-1	Won 1
Syracuse	9-9	7-8	0-0	4-3	3-5	Won 2
Virginia	41-50	39-49	6-5	2-6	1-12	Won 1
Virginia Tech	10-23	8-19	1-1	4-5	2-12	Won 1
Wake Forest	47-44	46-42	0-4	6-2	11-22	Lost 1

TECH NOTEBOOK

Tech in the NBA / G League

Player (years at Tech)	Current/Most Recent Team
Jose Alvarado (2017-21)	New Orleans Pelicans
James Banks III (2018-20)	Maine Celtics (G League)
Derrick Favors (2009-10)	Maine Celtics (G League)
Josh Okogie (2016-18)	Charlotte Hornets
Thaddeus Young (2006-07)	free agent

Tech Alumni Elsewhere

Player (years at Tech)	Current/Most Recent Team
Brandon Alston (2017-19)	Esqueira (Portuguese Liga)
Alade Aminu (2005-09)	Gigantes de Carolina (Puerto Rican BSN)
Demarco Cox (2014-15)	Quimper (France)
Michael Devoe (2018-22)	Syntainics MBC (Germany)
Mouhammad Faye (2006-08)	Promithias (Greece)
Ja'von Franklin (2022-23)	Yukatel Merkezefendi (Turkish BSL)
Marcus Georges-Hunt (2012-16)	Sichuan (Chinese CBA)
Trae Golden (2013-14)	Fujian (Chinese CBA)
Abdoulaye Gueye (2014-19)	TED Ankara (Turkish TBL)
Josh Heath (2014-17)	Kangoeroes Basket Mechelen (Belgium)
Rodney Howard (2020-23)	Craiova (Romanian Liga Nationale)
Ben Lammers (2014-18)	MoraBank Andorra (Spanish Liga)
Gani Lawal (2007-10)	Toros Del Valle (Columbian Liga WPlay)
Daniel Miller (2009-14)	Levanga Hokkaido Sapporo (Japan)
Charles Mitchell (2014-16)	Dorados de Chihuahua (Mexican LNBP)
Khalid Moore (2018-22)	Saint-Quentin (France)
Zachery Peacock (2006-10)	FOS Provence (France)
Shembari Phillips (2018-20)	Baskets Koblenz (Germany)
Glen Rice, Jr. (2009-12)	Power (Big3)
Robert Sampson (2013-15)	Nhatrang Dolphins (Vietnam)
Avi Schafer (2017-19)	Mikawa (Japan)
Adam Smith (2015-16)	Surne Bilbao Basket (Spain)
Jordan Usher (2019-22)	JL Bourg (France)
James White (2015-16)	Mauricio Baez (Dominican Republic)
Moses Wright (2017-21)	Olympiacos (Greece)

Former Tech Players in Coaching

Player (years at Tech)	Current Position
Tyson Anderson (2006-09)	Wofford AC
Rod Balaris (1990-94)	Howard AC
Anthony Byrd (1981-84)	Knightdale (N.C.) HS HC
Shaun Fein (1999-2001)	Los Angeles Clippers AC
Jarrett Jack (2002-05)	Detroit Pistons AC
Maurice Miller (2008-11)	Memphis East HS HC
Craig Neal (1984-88)	Nevada AHC
Winston Neal (1999-01)	Columbia State (Tenn.) HC
Willie Reese (1985-89)	Jones County (Ga.) HS HC
Fred Vinson (1992-94)	Detroit Pistons AC
Mfon Udofia (2009-13)	Long Island Nets (G League) HC

Former Tech Coaches in Coaching

Coach (years at Tech)	Current Position
Sherman Dillard (1988-94)	Iowa AC
Chad Dollar (2011-16)	Cincinnati AHC
Brian Eskildsen (2022-23)	UC Santa Barbara AC
Bruce Evans (2012-16)	North Florida AC
Brian Gregory (2011-16)	Phoenix Suns GM
Tavaras Hardy (2016-18)	--
Paul Hewitt (2000-11)	San Diego Clippers (G League) HC
Chris Kreider (2007-09)	Rice AC
Darryl LaBarrie (2010-11, 2016-18)	--
Robert McCollum (2010-11)	--
Mamadou N'Diaye (2014-16)	Central Florida AC
Billy Schmidt (2011-14)	Chicago Bulls AC
Julian Swartz (2016-23)	--
Cliff Warren (2000-05)	--
Anthony Wilkins (2018-23)	UNLV AC
Charlton Young (2005-09)	Miami AC

signing the 20th-ranked recruiting class in the nation (247Sports composite) - 6-5 guard **Jaeden Mustaf**, 6-11 center **Doryan Onwuchekwa** and 6-8 forward **Darrion Sutton**.

They also brought in four transfers who were expected to be key contributors in 6-2 guard **Javian McCollum (Oklahoma)**, the 31st-ranked player in the portal, 6-8 forward **Luke O'Brien (Colorado)**, 6-8 forward **Duncan Powell (Sacramento State)** and 7-2 center **Ryan Mutombo (Georgetown)**.

Jackets' Class of 2025 Ranked High

Four-star 6-4 guard **Akai Fleming** from Marietta, Ga. and three-star 6-5 guard/forward **Brandon Stores, Jr.**, from the Bronx, N.Y., highlight a four-player class of basketball prospects who signed grant-in-aid papers on Nov. 15 to join Georgia Tech's men's basketball program. **Cole Kirouac**, a 6-11 center from Cumming, Ga., and 5-11 point guard **Eric Chatfield, Jr.**, from Atlanta also signed scholarship documents to attend Tech.

Fleming and Stores were nominated for the McDonald's All-America team.

Tech's class is ranked No. 13 in the nation, and No. 3 among Atlantic Coast Conference teams in the team rankings compiled by Rivals. It comes on the heels of the Yellow Jackets' current freshman class, which was rated 20th-best in the nation.

Fleming, ranked No. 56 nationally by 247Sports, is playing the 2024-25 season at Overtime Elite after starring at Osborne High School in Marietta, Ga. As a junior at Osborne, Fleming scored 22 points per game to go with seven rebounds, four assists, two steals and one block per contest.

Considered a three-star big guard/small forward prospect by the 247Sports Composite and the sixth-best player in the state of New York at the time of his commitment last February, Stores, Jr., averaged 19.8 points per game as a sophomore and scored 18.2 points per game in 25 games last season at St. Raymond High School for Boys.

Kirouac, a three-star prospect last year and now, originally signed a letter-of-intent to attend Tech last fall while attending Brewster Academy in New Hampshire, but re-classified and decided to attend Overtime Elite in 2024-25.

As a senior at Pace Academy, Chatfield led his team to the AAA state finals, scoring 20 points in the championship game. He averaged 18.6 points, 4.2 assists, 2.5 steals and 2.5 rebounds as a senior.

Two Jackets on 2024-25 NBA Rosters

Since 1982, Georgia Tech has produced 19 first-round NBA draft picks and 46 draft picks overall. A total of 42 Georgia Tech alumni have played in the NBA.

Two former Georgia Tech players are on NBA rosters for 2024-25 - **Jose Alvarado** in his fourth season with the New Orleans Pelicans, and **Josh Okogie** in his seventh season in the NBA, having recently been traded from Phoenix to Charlotte after two-and-a-half seasons with the Suns. He played his first four years in Minnesota.

Winning Starts at Home

Georgia Tech has compiled a 145-81 record at home in 13 seasons in McCamish Pavilion. Tech is 56-55 on its home court in ACC games, 43-32 over the past eight seasons.

Tech set a program record for wins at home (17) in 2016-17, including a 7-2 ACC record and two NIT victories.

McCamish Pavilion was essentially brand new when it opened for the 2012-13 season. The only physical elements of McCamish Pavilion that remain from the venerable Alexander Memorial Coliseum are the roof and the 32 steel ribs that support it.

The capacity of McCamish Pavilion is 8,600, including 1,665 seats in the new balcony level and 6,935 seats in the lower seating bowl. There are no suites, but there is a club area that seats 500. Alexander Memorial Coliseum seated 9,191

Career Games With ...

Led Tech in Points	2024-25	Career
Naithan George	8	11
Javian McCollum	4	4
Jaeden Mustaf	1	1
Baye Ndongo	9	19
Duncan Powell	6	6
Kowacie Reeves, Jr.	-	3
Lance Terry	11	16

Led Tech in Rebounds	2024-25	Career
Naithan George	3	3
Jaeden Mustaf	1	1
Ryan Mutombo	3	3
Baye Ndongo	27	40
Luke O'Brien	2	2
Doryan Onwuchekwa	1	1
Duncan Powell	5	5
Ibrahim Souare	2	2
Kowacie Reeves, Jr.	-	4

Double-Figure Points	2024-25	Career
Naithan George	22	34
Javian McCollum	12	57
Jaeden Mustaf	9	9
Ryan Mutombo	1	2
Baye Ndongo	27	46
Luke O'Brien	1	19
Duncan Powell	20	50
Kowacie Reeves, Jr.	3	35
Lance Terry	23	69

20-plus Points	2024-25	Career
Naithan George	5	7
Javian McCollum	4	21
Baye Ndongo	4	9
Duncan Powell	7	11
Kowacie Reeves, Jr.	-	3
Lance Terry	9	15

30-plus Points	2024-25	Career
Javian McCollum	-	1
Lance Terry	1	1

10-plus Rebounds	2024-25	Career
Naithan George	1	1
Ryan Mutombo	-	1
Baye Ndongo	14	22
Luke O'Brien	1	6
Doryan Onwuchekwa	1	1
Duncan Powell	3	11
Kowacie Reeves, Jr.	-	1
Ibrahim Souare	2	2
Lance Terry	1	1

Double-Doubles	2024-25	Career
Naithan George (pts/ast)	4	4
Naithan George (pts/reb)	1	1
Ryan Mutombo (pts/reb)	-	1
Baye Ndongo (pts/reb)	13	19
Duncan Powell (pts/reb)	3	11
Kowacie Reeves, Jr. (pts/reb)	1	1

Tech Among Top 10 ACC Leaders

All Games	Player	#	Rank
Assists per game	Naithan George	6.5	1
Assists	Naithan George	221	2
Assist/TO ratio	Naithan George	2.15	8
Double-doubles	Baye Ndongo	13	3
Field goals	Baye Ndongo	177	9
Field goal pct.	Baye Ndongo	.536	3
Minutes per game	Naithan George	35:35	2
	Lance Terry	34:30	9
Rebounds	Baye Ndongo	304	4
Def. reb. per game	Baye Ndongo	6.15	4
Off. reb. per game	Baye Ndongo	2.79	6
Rebounds per game	Baye Ndongo	8.9	4
3pt FG attempts	Lance Terry	193	6
3pt FG per game	Lance Terry	2.23	7
Total 3pt FG made	Lance Terry	69	10

TECH NOTEBOOK

Media Access Guidelines

The Yellow Jackets' student-athletes and coaches are generally available to the media around practices prior to each game during the season. Media sessions will be scheduled and announced weekly.

Georgia Tech's practices are closed to the public and the media unless you are notified otherwise.

Interview requests with student-athletes that need to be conducted at other times must be made through Mike Stamus in the communications office at least 24 hours in advance. These interviews will be scheduled around the student-athletes' availability and schedule.

Media are asked not to contact student-athletes directly either by phone, text, social media or e-mail; they are instructed to refer media to the communications office. Every effort will be made to make players available when requested. Players are not available on game days until after the game.

Interviews with Coach Stoudamire

Media wishing to speak with Coach Damon Stoudamire at times other than scheduled media sessions or the ACC Teleconference must set up an appointment through Mike Stamus in the communications office.

Releases/Photos

Georgia Tech basketball releases, statistics, game notes and media advisories are distributed via e-mail to a list maintained by the communications office. Media wishing to be added to this list should send a request to Mike Stamus. Photographs and video are available on request.

ACC Media Portal

The ACC Media Portal provides video from a variety of press conferences and select ACC Championship footage throughout the athletic year. Game highlights from regular season football and basketball games will no longer be provided. If you are interested in access to the ACC Media Portal, please contact **Slim Vollinger**, svollinger@theacc.org to gain access and for additional information. The use of ACC Championship highlights provided through the ACC Media Portal remain subject to all restrictions as outlined in the ACC News Access Guidelines.

Ramblinwreck.com/Social Media

Ramblinwreck.com - Georgia Tech's official website, is continuously updated with all of Tech's releases, statistics, game notes, biographies, feature stories and other information. Game notes and bio updates are generally posted at least 24 hours prior to each game, while updated statistics and box scores are posted following each game.

ACC Coaches' Weekly Teleconference

The 18 ACC head basketball coaches will be featured via Zoom conference during the 2024-25 season, beginning in January and continuing through the final week of the regular season. Each coach will have 10 minutes to make an opening statement and answer questions.

Contact Andy Fledderjohann at the ACC media relations office (afledder@theacc.org) for the call-in number and for questions on the schedule.

spectators in its final configuration.

The most impressive features of McCamish Pavilion are its grand entrance, which fronts 10th and Fowler Streets, the ability for patrons to view the court from the main concourse all the way around, and the theatrical lighting system, which concentrates light on the court while leaving the seating areas dark, modeled after the Staples Center in Los Angeles and Madison Square Garden in New York.

Prior to the opening of McCamish Pavilion, Tech played 55 seasons in Alexander Memorial Coliseum, compiling a record of 556-194 (.741). Miami was the last team to play Tech in Alexander Memorial Coliseum, a game Tech won, and was the first ACC team to play in McCamish Pavilion on Jan. 5, which Miami won. For the 2011-12 season, Tech played its home games at State Farm Arena and Gas South Arena.

Tech's NCAA Tournament History

Georgia Tech has played in the NCAA Tournament 17 times in its history. Sixteen of those appearances have occurred from 1985 to the present, 10 under Bobby Cremins and five under Paul Hewitt.

The most recent was 2021, when the Yellow Jackets won the ACC Championship and earned an automatic bid, then fell 71-60 to Loyola Chicago in the opening round of the Midwest Regional.

That ended an 11-year hiatus from the NCAA Tournament that dated back to 2010, when the Yellow Jackets defeated Oklahoma State in the first round before losing to Ohio State in the round of 32 of the Midwest Regional.

Tech has a record of 23-17 in NCAA Tournament play, highlighted by its 2004 trip to the NCAA title game as well as a Final Four berth in 1990. The Yellow Jackets have reached the NCAA Sweet 16 seven times (1960, 1985, 1986, 1990, 1992, 1996, 2004).

The 2004 and 2005 appearances were Tech's first back-to-back appearances since Bobby Cremins led the Institute to the Big Dance nine straight years from 1985-93.

Georgia Tech has won at least one game in 11 of its 17 NCAA Tournament appearances.

Tech's ACC Tournament History

Georgia Tech has played in 45 ACC Tournaments and has a 30-41 all-time record in the event. The Yellow Jackets have won four championships, in 1985 (Atlanta), 1990 (Charlotte), 1993 (Charlotte) and 2021 (Greensboro).

Tech has been a runner-up four times (1986, 1996, 2005, 2010). The 1986, 1996 and 2010 runs to the finals occurred in Greensboro. Tech also made the finals in 2005 at the Verizon Center in Washington, D.C.

Tech was 0-2 in the ACC Tournament under coach Dwane Morrison, 15-16 under Bobby Cremins (including three titles), 9-11 under Paul Hewitt (runner-up in 2005 and 2010), 2-5 under Brian Gregory. 3-5 under Josh Pastner (won 2021 title) and 1-2 under Damon Stoudamire.

Tech did not play in the 2020 tournament while serving an NCAA postseason ban.

200+ Assists 1st 2 Seasons

Kenny Anderson (1989-91)	454
Jarrett Jack (2002-04)	398
Travis Best (1991-93)	374
Naithan George (2023-25)	356
Jon Barry (1990-92)*	317
Drew Barry (1993-95)	305
Iman Shumpert (2008-10)	274
Tony Akins (1998-2000)	256
Jim Thorne (1968-70)	251
Dennis Scott (1987-89)	214
Mark Price (1982-84)	212
Bruce Dalrymple (1983-85)	200
*JUICO transfer (Jr. & Sr. yrs.)	

Balanced Scoring

Seasons in which five players averaged in double figures (all games)

2024-25

Lance Terry	14.5
Baye Ndongo	13.4
Naithan George	12.3
Duncan Powell	12.2
Javian McCollum	11.9

1991-92

Jon Barry	17.2
Malcolm Mackey	15.8
James Forrest	13.3
Travis Best	12.3
Matt Geiger	11.8

1985-86

Mark Price	17.4
John Salley	13.1
Tom Hammonds	12.2
Duane Ferrell	12.1
Bruce Dalrymple	10.8

1964-65

Jim Caldwell	17.4
R.D. Craddock	15.2
Pres Judy	10.7
Ron Scharf	10.5
Charles Kenney	10.5

Avg. Double-Double in ACC Games

Player (Season)	PPG	RPG
Malcolm Mackey (1990-91)	13.9	10.6
Malcolm Mackey (1992-93)	14.6	10.1
Alvin Jones (2000-01)	13.1	10.6
Baye Ndongo (2024-25)	14.4	10.2

TECH NOTEBOOK

McCamish Pavilion 411

Name: McCamish Pavilion (mc-KAM-ish), named for Atlanta insurance executive Hank McCamish who gave the lead gift for the facility

Capacity: 8,600 (6935 court level, 1665 balcony level)

Cost: \$50 million

Contractor: Whiting-Turner

Architect: Populous

Cremins Court: the court remains named for the former Tech head coach

Alexander Courtyard: located at the Fowler Street entrance, honors the former Tech director of athletics and the history of the former Tech home arena named for him

Grand entrance: 10th and Fowler Streets, foyer includes graphic representations of retired jerseys and Tech's two Final Four appearances

Other entrances: West entrance off Fowler Street (students and media), East entrance from main arena parking (for club patrons)

Features: center-hung scoreboard and video boards, mezzanine fascia ribbon boards, theatrical lighting, primarily chairback seating, club area

Facts and Dates

- 2,500 cubic yards of concrete removed
- 3,000 cubic yards of concrete installed
- 500 tons of new steel installed
- Over 1 mile of new railing installed
- 20,000 gallons of paint used
- 2,000 feet of new mechanical piping
- 2,500 feet of new ductwork
- \$4M in new audio-visual and scoreboards
- 50 TV's throughout the concourse and Callaway Club
- Farthest distance material traveled to site: 4,835 miles
- Shortest distance material traveled to site: 1 mile
- Number of Tech alumni involved in the project: over 100
- Number of days construction took: 520
- Number of 1950's old style Coke bottles found while installing the underground foundations: 11
- Number of new staircases: 13
- Number of new sports lights for the competition floor: Over 300
- 270-degree court view from concourse

Groundbreaking: May 5, 2011

Opening: October, 2012

First public event: Oct. 21, 2012 - Jacket Jam (men's and women's scrimmages)

First men's game: Nov. 9, 2012 vs. Tulane

Head coaches: Brian Gregory of Georgia Tech, Ed Conroy of Tulane

Officiating crew: Karl Hess, Gary Maxwell, Raymond Styons

TV announce crew: Tom Werme, Cory Alexander (ACC Network, syndicated over-the-air iteration)

First Tech points: Marcus Georges-Hunt (2 FT, 18:13, 1st half)

First basket: Tulane's Josh Davis (18:44, 1st half)

Attendance: 8,600 (sellout)

First women's game: Nov. 11, 2012 vs. Tennessee

Tech played 55 seasons in Alexander Memorial Coliseum, compiling a record of 556-194 (.741). Miami was the last team to play Tech there, a game Tech won, and was the first ACC team to play in McCamish Pavilion, which Miami won. For the 2011-12 season, Tech played its home games at Philips Arena and the Arena at Gwinnett.

NIT Record: 114-10

1970 (1-1 • Quarterfinals)

Madison Square Garden, New York, N.Y.
1st round: Georgia Tech 78, Duquesne 68
Quarterfinals: St. John's 56, Georgia Tech 55

1971 (3-1 • Runner-up)

Madison Square Garden, New York, N.Y.
1st round: Georgia Tech 70, LaSalle 67
Quarterfinals: Georgia Tech 78, Michigan 70
Semifinals: Georgia Tech 76, St. Bonaventure 71 (2 ot)
Finals: North Carolina 84, Georgia Tech 64

1984 (0-1)

Cassell Coliseum, Blacksburg, Va.
1st round: Virginia Tech 77, Georgia Tech 74

1994 (0-1)

Knickerbocker Arena, Albany, N.Y.
1st round: Siena 74, Georgia Tech 69

1998 (2-1 • Quarterfinals)

Alexander Memorial Coliseum, Atlanta, Ga.
1st round: Georgia Tech 88, Seton Hall 78
2nd round: Georgia Tech 80, Georgetown 79 (ot)
Quarterfinals: Penn State 75, Georgia Tech 70

1999 (0-1)

McArthur Court, Eugene, Ore.
1st round: Oregon 67, Georgia Tech 64

2003 (2-1 • Quarterfinals)

Alexander Memorial Coliseum, Atlanta, Ga.
1st round: Georgia Tech 72, Ohio State 58
Carver-Hawkeye Arena, Iowa City, Iowa
2nd round: Georgia Tech 79, Iowa 78
United Spirit Arena, Lubbock, Texas
Quarterfinals: Texas Tech 80, Georgia Tech 72

2016 (2-1 • Quarterfinals)

McCamish Pavilion, Atlanta, Ga.
1st round: Georgia Tech 81, Houston 62
Colonial Life Arena, Columbia, S.C.
2nd round: Georgia Tech 83, South Carolina 66
Viejas Arena, San Diego, Calif.
Quarterfinals: San Diego State, Georgia Tech 56

2017 (14-1)

McCamish Pavilion, Atlanta, Ga.
1st round: Georgia Tech 75, Indiana 63
2nd round: Georgia Tech 71, Belmont 57
The Pavilion, Oxford, Miss.
Quarterfinals: Georgia Tech 74, Mississippi 66
Madison Square Garden, New York, N.Y.
Semifinals: Georgia Tech 76, CSU Bakersfield 61
Finals: TCU 88, Georgia Tech 56

2025 (0-1)

McCamish Pavilion, Atlanta, Ga.
1st round: Jacksonville State, Georgia Tech 64

!Georgia Tech's appearance in the 2017 NIT was later vacated by the NCAA's Committee on Infractions.

COACHING STAFF

Head Coach Damon Stoudamire • 2nd season at Tech

Well-known throughout the basketball world for his success as a player and coach at the collegiate and professional levels, Damon Stoudamire became the 15th head coach in Georgia Tech men's basketball history on March 14, 2023.

In his first year on The Flats, the former collegiate All-American and NBA standout remade the Tech roster and guided the Yellow Jackets to victories over three top-25 teams and wins over three ACC teams that advanced to the Sweet 16 of the NCAA Tournament - Duke, North Carolina and Clemson.

In year two, he led a late-season surge in which the Yellow Jackets finished eighth in the ACC at 10-10, earning their highest regular-season finish, first ACC Tournament win and first post-season berth in four years.

Stoudamire came to Georgia Tech after most recently serving as an assistant coach of the Boston Celtics, who sat atop the NBA's Atlantic Division standings at the time of his hiring at Tech. He was with the Celtics for nearly two seasons (2021-22 and 2022-23), after a successful five-season stint as the head coach at Pacific (2016-21). At Pacific, he was named West Coast Conference Coach of the Year in 2020 after leading the Tigers to a 23-10 record in 2019-20, good for the program's best winning percentage (.697) in 15 years, and a third-place finish in the powerful WCC (behind only national powers Gonzaga and St. Mary's). He also was honored with the Ben Jobe Award, given annually to the nation's top minority head coach.

Stoudamire established himself as one of his generation's premier players when he was a three-time all-conference performer, the 1995 Pac 10 co-Player of the Year and a consensus first-team All-American at Arizona, where he played four seasons from 1991-95. After helping lead the Wildcats to the Final Four as a junior in 1994, he capped his collegiate career by averaging 22.8 points per game, en route to the co-conference Player of the Year and consensus first-team All-America recognition in 1995.

At the conclusion of his Arizona career, Stoudamire was the Wildcats' all-time leader in 3-pointers made (272) and ranked second in points (1,849) and fourth in assists (663). He was the only player in Arizona history with two 40-point games.

His amateur career also included helping lead the United States to the gold medal in the 1993 World University Games (where he led the team in assists and steals despite being the youngest player on the roster) and the bronze at the 1994 Goodwill Games.

Stoudamire was selected by the Toronto Raptors with the seventh overall pick in the 1995 NBA Draft and averaged 13.4 points and 6.1 assists per game over the course of a 13-year professional playing career that included stints with the Raptors (1995-98), Portland Trail Blazers (1998-05), Memphis Grizzlies (2005-08) and San Antonio Spurs (2008). He was named the 1996 NBA Rookie of the Year after averaging 19 points and 9.3 assists per game in his first NBA campaign.

Following the conclusion of his NBA playing career in 2008, Stoudamire immediately embarked on his coaching career, beginning as director of player development at Rice in 2008-09. He then went on to serve as an assistant coach with the Memphis Grizzlies for two seasons (2009-11), before getting back into the college game with stints as an assistant at Memphis (2011-13), his alma mater Arizona (2013-15) and again at Memphis (2015-16).

After helping lead Memphis and Arizona to four conference championships (two Conference USA titles at Memphis, two Pac-12 crowns at Arizona) and four NCAA Tournament berths (including back-to-back Elite Eight appearances at Arizona) in six seasons, Stoudamire was hired as the head coach at Pacific in 2016. He inherited a program coming off an 8-20 campaign and built it into a WCC contender, highlighted by the 23-10 campaign in 2019-20. The Tigers' 11-5 conference record that season remains their most-ever wins in WCC play.

After posting a 9-9 overall record during the Covid-shortened 2020-21 season, Stoudamire returned to the NBA as an assistant coach for the Celtics. In his first season in Boston, he helped lead the Celtics to the 2022 NBA Finals. The Celtics stood in first place in the Atlantic Division and in second both in the Eastern Conference and in the NBA's overall league standings at the time he took the Tech position. With Boston, he coached a pair of metro-Atlanta natives in Malcolm Brogdon (Norcross, Ga.) and Jaylen Brown (Alpharetta, Ga.).

A Portland, Ore. native, Stoudamire, 51, graduated from Woodrow Wilson High School in 1991 and earned his bachelor's degree from Arizona in 2008. He has a daughter, Kemeco, and two sons, Damon and Brandon.

Stoudamire as a Head Coach

Season	School	Overall	Conference	Postseason
2016-17	Pacific	*11-22	*4-14 / 9th	*on-court record
2017-18	Pacific	14-18	9-9 / 14th	
2018-19	Pacific	14-18	4-12 / 9th	
2019-20	Pacific	23-10	11-5 / 13rd	
2020-21	Pacific	9-9	6-7 / 5th	
at Pacific	5 years	71-77	34-47	
2023-24	Georgia Tech	14-18	7-13	
2024-25	Georgia Tech	17-17	10-10	
at Georgia Tech	2nd year	31-35	17-23	
CAREER	7th year	102-112	51-70	

Stoudamire Coaching Resume

- Georgia Tech, head coach (2023-present)
- Boston Celtics, assistant coach (2021-23)
- Pacific, head coach (2016-21)
- Memphis, assistant coach (2015-16)
- Arizona, assistant coach (2013-15)
- Rice, director of player development (2008-09)
- Memphis, assistant coach (2011-13)
- Memphis Grizzlies, assistant coach (2009-11)

Honors: All-Pac-10 Conference (1993, 1994, 1995), Pac-10 Co-Player of the Year (1995), Consensus first-team All-American (1995), finalist for the Wooden Award (1995), West Coast Conference Coach of the Year (2020), Ben Jobe Award (2020)

Playing Experience: Lettered four years at Arizona (1991-95), Toronto Raptors (1995-98), Portland Trail Blazers (1998-2005), Memphis Grizzlies (2005-08), San Antonio Spurs (2008)

Coaching Staff

KARL HOBBS

Associate Head Coach • 2nd season at Tech

Karl Hobbs, who directed George Washington to three straight NCAA Tournament appearances as a head coach, captured two national titles as an assistant at Connecticut and helped Rutgers to three post-season appearances in his most recent stop, joined the Georgia Tech men's basketball staff as associate head coach in April of 2023.

Hobbs has 36 seasons of Division I coaching experience and 21 post-season appearances on his resume, and comes to The Flats following seven seasons as associate head coach at Rutgers. He helped guide the Scarlet Knights to post-season appearances each of the past three seasons, including back-to-back appearances in the NCAA Tournament in 2021 and 2022, marking the first time RU made the big dance in consecutive seasons since 1976. Hobbs helped Rutgers snap a 30-year NCAA Tournament drought when the Scarlet Knights earned a berth in the 2021 the NCAA Tournament, their first appearance since 1991.

B.J. ELDER

Assistant Coach • 6th season at Tech

A standout member of the Yellow Jackets' 2004 NCAA runner-up team, B.J. Elder joined the men's basketball staff in July of 2019 as associate director of player personnel. He was elevated to assistant coach in December 2023.

A veteran of 10 years in European professional basketball following his stellar Tech career, Elder, 38, came to Tech following three seasons as assistant boys' basketball coach at Clarkston High School. He has served as the basketball staff's liaison with academic services, campus housing and dining, media and marketing, as well as spearheading outreach to former Tech players.

PERSHIN WILLIAMS

Assistant Coach • 2nd season at Tech

A former graduate assistant with the Georgia Tech men's basketball program, Pershin Williams joined the Yellow Jackets' men's basketball staff as assistant coach in April of 2023 following four seasons on the bench at Kennesaw State.

Now with 12 years of full-time college coaching experience, Williams helped head coach Amir Abdur-Rahim build the KSU program into a championship team in the Atlantic Sun Conference and an NCAA Tournament team in 2023. KSU went 26-9 last season, 15-3 in the A-Sun, and three Owls earned all-conference recognition after being picked to finish eighth in the pre-season conference poll.

NATE BABCOCK

Assistant Coach • 2nd season at Tech

After two seasons as an assistant coach with the Grand Rapids Gold in the G League, Nate Babcock joined the Georgia Tech men's basketball staff as quality control coach in June of 2023. He returns to the collegiate ranks after nine years on the professional level.

Prior to his time in Grand Rapids, the G League affiliate of the Denver Nuggets, Babcock spent seven years in various support roles in the NBA and G League. He joined the Gold after three years as the special assistant to the head coach with the Atlanta Hawks organization where he assisted with player development as well as opponent scouting and game preparation.

BONZI WELLS

Assistant Coach • 2nd season at Tech

A 12-year veteran of professional basketball, including 10 in the National Basketball Association, Bonzi Wells joined the Georgia Tech men's basketball staff as an assistant coach in August of 2023. Wells will concentrate his efforts on player development and on-court coaching.

Wells, 46, came to Tech following two seasons as the head coach at Division II LeMoyn-Owen College in Memphis, Tenn., where he led the Magicians to a 34-23 record across his two years, including an 18-11 mark in 2022-23.

BIO UPDATES

NAITHAN GEORGE | HONORABLE MENTION ALL-ACC

1

Guard • 6-3 • 185 • Sophomore • Toronto, Ontario • Canyon International Academy (Glendale, Ariz.)

• Earned honorable mention All-ACC honors, coming in 18th in total points in the voting (3 spots shy of 3rd-team status) ... Also was 4th in voting for ACC's most improved player



• Three-level scorer and playmaker who became the catalyst for an efficient and balanced Georgia Tech offense during the conference season

• Tech's top point guard

in his second season on The Flats ... Has started the Yellow Jackets' last 62 games, dating back to Tech's Nov. 28 win over Mississippi State Nov. 28, 2023

• Was named ACC Player of the Week on Feb. 17 after averaging 24 points, 5.0 rebounds and 6.5 assists in wins over Stanford and California

• Led the ACC (11th in NCAA) in assist average (6.5 apg) in all games and in ACC games, and was 8th in ACC in assist/turnover ratio (2.15-1)

• Led the ACC in minutes per game in conference games (37.8), and ranks 2nd in all games (35.4) ... Played the full 40 minutes in four games, including both ACC Tournament games, and all 55 minutes of Tech's 3-overtime win at Clemson

• Ranked No. 58 nationally in KenPom.com's measurement of usage (played 87.5% of available minutes) for the full season, and was on the court for 92.2% of Tech's possessions in ACC games (No. 1)

• In all games this season: averaged 12.3 ppg (3rd on the team), 6.5 assists (No. 1 ACC), 4.2 rpg ... connected on 39.3% from the floor, 33.9% from three-point range, 78.9% from the foul line

• In ACC games: averaged 13.5 points, 6.5 assists (No. 1 in ACC), 4.6 rebounds ... shot 40.9% FG/34.6% 3pt FG/77.8% FT

• Only 1 other Division I player has matched or exceeded George's season averages of at least 12.3 points, 4.2 rebounds and 6.5 assists per game (Braden Smith of Purdue).

• Had 5 career 10-assist games, including 4 in ACC games ... Beat his assist average of 6.5 (7 or more) 17 times

• Had a streak of 13 straight games in double digits in ACC play, a stretch which included which included 4 straight 20-point efforts against Clemson, Virginia, Stanford and California

• Either scored or assisted on nearly half (156 of 337) of Tech's field goals over the Yellow Jackets' last 13 games (8-5 record).

• Dating back to Tech's Dec. 31 win over Notre Dame, scored in double digits in 17 of 21 games ... Notched 23 games in double-digit points altogether, 33 games in his career

• Became the first Yellow Jacket to lead the conference in assist average since Drew Barry in 1995-96 (6.6) ... Ranked No. 32 according to KenPom in assist rate (34.6%), assists divided by FG made by teammates while he is on the floor).

• His assist average was the highest rate for a Tech played since Drew Berry averaged 6.6 in 1995-96 (and 6.7 in 1994-95) ... Also the 6th-highest average in Tech history behind those two Barry seasons

• The first Tech player to reach 200 assists in a season since Jarrett Jack in 2003-04 ... His 221 is the 5th highest total in program history

• His 356 career assists are the 4th most all-time in Tech annals through a Yellow Jackets' first two seasons, and most since Jarrett Jack's 398 from 2002-04 ... It already ranks No. 14 on Tech's career list

• Logged 4 double-doubles in points and assists, vs. Central Arkansas (16/11), Boston College (10/10), SMU (11/10) and Miami (10/11)

GAME-BY-GAME STATISTICS

#1 GEORGE, Naithan

Opponent	Date	GS	MIN	Total		3-Pointers		Free throws		Rebounds				PF	A	TO	BLK	STL	PTS	AVG	
				FG-FGA	PCT	3FG-3FGA	PCT	FT-FTA	PCT	OFF	DEF	TOT	AVG								
West Ga.	11/06/2024	*	23:04	2-6	.333	1-3	.333	2-3	.667	0	1	1	1.0	1	7	1	0	0	7	7.0	
North Florida	11/10/2024	*	35:27	2-5	.400	1-3	.333	0-0	.000	0	6	6	3.5	3	7	1	0	1	5	6.0	
Texas Southern	11/12/2024	*	36:34	3-9	.333	3-8	.375	7-8	.875	1	2	3	3.3	0	6	3	0	1	16	9.3	
Georgia	11/15/2024	*	27:54	3-14	.214	0-5	.000	0-0	.000	0	0	0	2.5	2	3	4	1	1	6	8.5	
Cincinnati	11/23/2024	*	27:14	5-9	.556	3-6	.500	0-0	.000	0	0	0	2.0	1	1	2	0	0	13	9.9	
Charleston So.	11/27/2024	*	24:24	8-14	.571	1-1	1.000	0-0	.000	1	3	4	2.3	4	7	0	0	2	17	10.7	
Central Ark.	11/30/2024	*	34:07	5-15	.333	4-10	.400	2-2	1.000	0	4	4	2.6	0	11	1	0	1	16	11.4	
at Oklahoma	12/03/2024	*	37:37	3-8	.375	0-4	.000	2-3	.667	0	0	0	2.3	3	5	2	0	0	8	11.0	
at North Carolina	12/07/2024	*	39:02	4-14	.286	2-6	.333	2-2	1.000	1	7	8	2.9	1	4	5	1	2	12	11.1	
vs Northwestern	12/15/2024	*	30:00	1-6	.167	1-3	.333	0-0	.000	0	7	7	3.3	2	7	3	0	0	3	10.3	
UMBC	12/18/2024	*	28:29	5-9	.556	2-5	.400	6-6	1.000	0	3	3	3.3	2	8	3	0	2	18	11.0	
Duke	12/21/2024	*	26:09	2-10	.200	0-3	.000	0-0	.000	0	3	3	3.3	2	4	1	0	0	4	10.4	
Alabama A&M	12/28/2024	*	32:31	2-8	.250	0-4	.000	0-0	.000	1	5	6	3.5	3	9	3	1	1	4	9.9	
Notre Dame	12/31/2024	*	36:43	5-9	.556	1-3	.333	0-0	.000	0	5	5	3.6	1	6	2	1	0	11	10.0	
Boston College	01/04/2025	*	34:56	3-9	.333	1-3	.333	3-4	.750	0	3	3	3.5	2	10	2	0	2	10	10.0	
at Syracuse	01/07/2025	*	35:29	6-15	.400	1-7	.143	0-0	.000	1	4	5	3.6	1	5	2	2	0	13	10.2	
at SMU	01/11/2025	*	35:20	4-10	.400	2-5	.400	1-1	1.000	1	4	5	3.7	0	10	7	1	0	11	10.2	
Clemson	01/14/2025	*	37:27	5-11	.455	3-6	.500	0-1	.000	1	2	3	3.7	3	4	5	0	0	13	10.4	
at Florida St.	01/18/2025	*	38:26	4-12	.333	2-7	.286	0-2	.000	0	3	3	3.6	2	4	1	1	1	10	10.4	
Virginia Tech	01/22/2025	*	38:18	3-9	.333	2-6	.333	3-4	.750	0	4	4	3.7	1	7	3	0	3	11	10.4	
at Notre Dame	01/28/2025	*	37:47	9-11	.818	1-2	.500	1-1	1.000	0	6	6	3.8	1	5	0	2	3	20	10.9	
Louisville	02/01/2025	*	36:09	5-11	.455	1-4	.250	4-4	1.000	0	2	2	3.7	3	9	2	0	1	15	11.0	
at Clemson	02/04/2025	*	55:00	12-26	.462	2-10	.200	2-4	.500	2	3	5	3.7	1	7	8	0	0	28	11.8	
at Virginia	02/08/2025	*	38:56	6-15	.400	5-9	.556	3-4	.750	0	6	6	3.8	0	5	2	0	1	20	12.1	
Stanford	02/12/2025	*	40:00	7-13	.538	3-4	.750	5-5	1.000	0	7	7	4.0	0	5	3	1	0	22	12.5	
California	02/15/2025	*	44:57	9-19	.474	5-8	.625	3-3	1.000	0	3	3	3.9	3	8	5	1	1	26	13.0	
at Boston College	02/22/2025	*	37:10	3-13	.231	3-10	.300	0-0	.000	3	2	5	4.0	2	6	5	0	0	9	12.9	
at Pittsburgh	02/25/2025	*	40:00	4-12	.333	0-3	.000	8-9	.889	0	6	6	4.0	1	5	2	0	0	16	13.0	
NC State	03/01/2025	*	33:43	1-6	.167	0-2	.000	0-0	.000	1	1	2	4.0	1	12	3	0	3	2	12.6	
Miami (FL)	03/04/2025	*	37:05	4-9	.444	2-6	.333	0-0	.000	1	6	7	4.1	1	11	4	1	4	10	12.5	
at Wake Forest	03/08/2025	*	33:56	3-8	.375	1-3	.333	0-1	.000	2	4	6	4.1	2	3	5	1	1	7	12.4	
vs Virginia	03/12/2025	*	40:00	3-10	.300	1-4	.250	6-9	.667	2	8	10	4.3	2	8	4	1	2	13	12.4	
vs Duke	03/13/2025	*	40:00	3-12	.250	2-5	.400	0-0	.000	0	3	3	4.3	1	7	3	0	1	8	12.2	
Jacksonville St.	03/18/2025	*	35:44	5-12	.417	4-9	.444	0-0	.000	0	3	3	4.2	1	5	6	0	3	14	12.3	
Totals			34	1209:38	149-379	.393	60-177	.339	60-76	.789	18	126	144	4.2	53	221	103	15	37	418	12.3

Player Averages

Games Played	Minutes/game	Points/game	FG Pct	3FG Pct	FT Pct	Rebounds/game	Assists/game	Turnovers/game	Assist/Turnover ratio	Steals/game	Blocks/game
34	35.6	12.3	39.3	33.9	78.9	4.2	6.5	3.0	2.1	1.1	0.4

CAREER STATS AND GAME HIGHS

GEORGE, Naithan

				Field Goals		3-Point		F-Throws		Rebounds								Scoring		
SEASON	TEAM	GP-GS	MIN/AVG	FG-FGA	FG%	3FG-3FGA	3FG%	FT-FTA	FT%	OFF	DEF	TOT	AVG	PF-FO	A	TO	BLK	STL	PTS	AVG
2023-24	GaTech	29-28	863/29.8	102-242	.421	32-102	.314	49-71	.690	12	57	69	2.4	47-0	135	60	3	10	285	9.8
2024-25	GaTech	34-34	1210/35.6	149-379	.393	60-177	.339	60-76	.789	18	126	144	4.2	53-0	221	103	15	37	418	12.3
TOTAL		63-62	2073/32.9	251-621	.404	92-279	.330	109-147	.741	30	183	213	3.4	100-0	356	163	18	47	703	11.2

Single Game Highs

Statistic	Value
Points	28 at Clemson 02/04/25
Rebounds	10 vs Virginia 03/12/25
Assists	12 vs NC State 03/01/25
Steals	4 vs Miami (FL) 03/04/25
Blocks	2 at Notre Dame 01/28/25, at Syracuse 01/07/25
FG Made	12 at Clemson 02/04/25
FG Attempts	26 at Clemson 02/04/25
3FG Made	5 vs Notre Dame 03/12/24, at Virginia 02/08/25, vs California 02/15/25
3FG Attempts	10 vs Central Ark. 11/30/24, at Boston College 02/22/25, at Clemson 02/04/25
FT Made	8 vs North Carolina 01/30/24, at Pittsburgh 02/25/25
FT Attempts	10 vs North Carolina 01/30/24

BIO UPDATES

JAVIAN McCOLLUM

2

Guard • 6-2 • 175 • Senior • Fort Myers, Fla. • Fort Myers HS / Siena / Oklahoma

- Name pronounced "JAY-vee-un muh-CALL-um"

- Transfer from Oklahoma who became a worthy scoring partner with Lance Terry when on the court

- Started 6 straight games before leaving the 2/4 Clemson game with an injury, playing more than 34 minutes in each ... Missed 10 games

before returning to play in the Jackets' NIT game

- Averaged 14.1 ppg and 4.1 apg in Tech's 10 games before Clemson, including four games of 20+ points (21 vs. Notre Dame, 20 vs. Boston College, SMU, FSU) ... 42.5% FG, 35.7% 3pt FG, 29-33 FT, adding 39 assists and 18 steals

- Overall this season: averaged 11.9 points and 3.6 assists while connecting on 42.9% of his shots from the floor, 35.8% from three-point range (No. 3 on the team) and 87% from the foul line (5th in ACC)

- In ACC games: averaged 12.9 ppg (4th on team), 3.7 apg, 43% FG, 34.5% 3pt FG, 85.7% FT ... Ranked 7th in ACC in steals (1.5 pg)

- His 3 20-point games off the bench this season (he had 1 as a starter) were the most for a Tech player since 2016-17 (Tadric Jackson had 6)

- Started Tech's first 5 games this season, then missed the next 4 after sustaining a concussion Nov. 23 vs. Cincinnati

- Returned to action Dec. 15 vs. Northwestern and was an offensive force off the bench in the the 10 games before his injury at Clemson

- Passed the 1,000-career-point milestone in the Jackets' season opener against West Georgia, when he scored 18 points ... Finished his collegiate career 1,227 points

- Career - connected on 42.7% of his shots from the floor, 34.9% from three-point range and 89.6% from the free throw line in his career (including Tech)



GAME-BY-GAME STATISTICS

#2 MCCOLLUM, Javian

Opponent	Date	GS	MIN	Total		3-Pointers		Free throws		Rebounds				PF	A	TO	BLK	STL	PTS	AVG	
				FG-FGA	PCT	3FG-3FGA	PCT	FT-FTA	PCT	OFF	DEF	TOT	AVG								
West Ga.	11/06/2024	*	30:05	7-12	.583	3-6	.500	1-1	1.000	1	3	4	4.0	0	5	3	0	4	18	18.0	
North Florida	11/10/2024	*	33:22	5-9	.556	2-4	.500	2-2	1.000	0	3	3	3.5	3	6	3	0	0	14	16.0	
Texas Southern	11/12/2024	*	30:23	4-9	.444	2-5	.400	4-5	.800	0	5	5	4.0	2	1	4	1	0	14	15.3	
Georgia	11/15/2024	*	31:36	3-9	.333	1-5	.200	6-7	.857	0	4	4	4.0	5	3	2	0	2	13	14.8	
Cincinnati	11/23/2024	*	14:03	2-5	.400	1-2	.500	0-0	.000	0	2	2	3.6	0	2	2	0	0	5	12.8	
vs Northwestern	12/15/2024		23:08	1-5	.200	1-4	.250	0-0	.000	0	2	2	3.3	2	2	1	0	1	3	11.2	
UMBC	12/18/2024		18:08	1-3	.333	0-1	.000	3-4	.750	0	1	1	3.0	1	3	0	0	0	5	10.3	
Duke	12/21/2024		14:09	2-3	.667	2-3	.667	0-0	.000	0	0	0	2.6	1	3	1	0	0	6	9.8	
Alabama A&M	12/28/2024		15:54	5-11	.455	3-6	.500	5-5	1.000	0	1	1	2.4	2	2	2	0	1	18	10.7	
Notre Dame	12/31/2024		34:35	7-13	.538	2-6	.333	5-5	1.000	0	1	1	2.3	0	6	1	0	3	21	11.7	
Boston College	01/04/2025		30:16	6-9	.667	2-5	.400	6-6	1.000	0	5	5	2.5	2	4	0	0	2	20	12.5	
at Syracuse	01/07/2025		26:50	3-13	.231	0-4	.000	0-0	.000	1	3	4	2.7	1	2	2	0	3	6	11.9	
at SMU	01/11/2025		32:20	7-11	.636	5-8	.625	1-2	.500	1	3	4	2.8	0	5	2	1	0	20	12.5	
Clemson	01/14/2025	*	37:59	3-11	.273	1-4	.250	4-4	1.000	0	0	0	2.6	1	5	2	0	1	11	12.4	
at Florida St.	01/18/2025	*	36:51	7-17	.412	4-11	.364	2-3	.667	0	2	2	2.5	1	4	3	0	3	20	12.9	
Virginia Tech	01/22/2025	*	37:27	5-16	.313	1-7	.143	5-6	.833	0	3	3	2.6	0	4	3	0	0	16	13.1	
at Notre Dame	01/28/2025	*	34:46	3-8	.375	0-4	.000	1-1	1.000	0	4	4	2.6	4	4	0	0	1	7	12.8	
Louisville	02/01/2025	*	37:57	5-11	.455	2-5	.400	0-1	.000	0	3	3	2.7	2	3	2	0	4	12	12.7	
at Clemson	02/04/2025	*	13:46	1-2	.500	1-1	1.000	0-0	.000	0	3	3	2.7	0	1	2	0	0	3	12.2	
Jacksonville St.	03/18/2025		21:53	1-5	.200	1-4	.250	2-2	1.000	1	2	3	2.7	0	7	2	1	0	5	11.9	
Totals			11	555:28	78-182	.429	34-95	.358	47-54	.870	4	50	54	2.7	27	72	37	3	25	237	11.9

Player Averages

Games Played	Minutes/game	Points/game	FG Pct	3FG Pct	FT Pct	Rebounds/game	Assists/game	Turnovers/game	Assist/Turnover ratio	Steals/game	Blocks/game
20	27.8	11.9	42.9	35.8	87.0	2.7	3.6	1.9	1.9	1.3	0.2

CAREER STATS AND GAME HIGHS

MCCOLLUM, Javian

SEASON	TEAM	GP-GS	MIN/AVG	Field Goals		3-Point		F-Throws		Rebounds				Scoring	
				FG-FGA	FG%	3FG-3FGA	3FG%	FT-FTA	FT%	OFF	DEF	TOT	AVG	PF-FO	PTS
2021-22	Siena	24-2	436/18.2	53-110	.482	23-54	.426	32-38	.842	2	19	21	0.9	31-0	161
2022-23	Siena	27-25	832/30.8	136-316	.430	52-146	.356	105-118	.890	11	47	58	2.1	49-0	429
2023-24	OK	30-30	932/31.1	132-327	.404	54-172	.314	82-87	.943	4	73	77	2.6	45-1	400
2024-25	GaTech	20-11	555/27.8	78-182	.429	34-95	.358	47-54	.870	4	50	54	2.7	27-1	237
TOTAL FOR GaTech		20-11	555/27.8	78-182	.429	34-95	.358	47-54	.870	4	50	54	2.7	27-1	237
TOTAL		101-68	2756/27.3	399-935	.427	163-467	.349	266-297	.896	21	189	210	2.1	152-2	1227

Single Game Highs

Statistic	Value
Points	30 vs Manhattan 03/02/23
Rebounds	7 vs Providence 12/05/23
Assists	9 vs Niagara 03/09/23
Steals	4 vs West Ga. 11/06/24, vs Louisville 02/01/25
Blocks	2 vs Seton Hall 11/27/22
FG Made	10 vs Manhattan 03/02/23
FG Attempts	22 vs Niagara 03/09/23
3FG Made	5 4 times
3FG Attempts	11 vs Niagara 03/09/23, at Florida St. 01/18/25
FT Made	10 at Mount St. Mary's 02/10/23
FT Attempts	12 at Niagara 01/13/23

BIO UPDATES

JAEDEN MUSTAF

Guard • 6-5 • 210 • Freshman • Bowie, Md. • Overtime Elite (Atlanta)

• Consensus four-star combo guard with excellent size, court vision, play-making and shooting abilities... Name pronounced "JAY-dun MOO-stoff"

• Started 7 games as injuries thinned Tech's rotation, but missed 6 in a row with a foot injury of his own before returning 2/12 vs. Stanford

• Averaged 7.1 points

while averaging nearly 25 minutes in Tech's last 10 games ... Snared a career-high 8 rebounds at Boston College and scored a career-best 13 against NC State

• Scored 13 points (7-8 FT) with 13 rebounds in 2 ACC Tournament games ... Scored 9 in Tech's NIT game

• Scored in double digits 9 times, including ACC regular season games against Clemson (12 pts), NC State (13) and Wake Forest (12) ... 3 of them came in consecutive games vs. Charleston Southern (16), Central Arkansas (season-high 18) and Oklahoma (16) earlier in the season

• Seventh on Tech's scoring chart at 8.3 ppg while hitting 39.3% from the floor, 34.4% from 3-point range and 71.4% from the charity stripe

• In ACC games: 6.9 ppg, 2.3 rpg, 1.1 apg, 38.9% FG, 33.3% 3pt FG

• Scored 11 vs. Northwestern, 15 vs. UMBC and 13 vs. Alabama A&M in December

• Played in Tech's first game against West Georgia, missed the next two with a thumb injury before returning to play limited minutes vs. Georgia and Cincinnati



GAME-BY-GAME STATISTICS

#3 MUSTAF, Jaeden

Opponent	Date	GS	MIN	Total		3-Pointers		Free throws		Rebounds				PF	A	TO	BLK	STL	PTS	AVG	
				FG-FGA	PCT	3FG-3FGA	PCT	FT-FTA	PCT	OFF	DEF	TOT	AVG								
West Ga.	11/06/2024		14:50	2-5	.400	0-0	.000	0-0	.000	1	1	2	2.0	0	2	0	0	0	4	4.0	
Georgia	11/15/2024		10:48	0-3	.000	0-1	.000	1-2	.500	1	2	3	2.5	2	1	1	0	0	1	2.5	
Cincinnati	11/23/2024		14:13	0-5	.000	0-0	.000	2-2	1.000	1	0	1	2.0	0	3	1	0	0	2	2.3	
Charleston So.	11/27/2024		24:25	6-14	.429	0-0	.000	4-4	1.000	1	2	3	2.3	2	2	1	0	2	16	5.8	
Central Ark.	11/30/2024		28:28	5-8	.625	1-2	.500	7-8	.875	2	2	4	2.6	3	2	1	0	2	18	8.2	
at Oklahoma	12/03/2024		29:30	5-11	.455	1-2	.500	5-8	.625	1	1	2	2.5	4	2	2	0	0	16	9.5	
at North Carolina	12/07/2024		31:32	2-7	.286	0-1	.000	2-2	1.000	2	2	4	2.7	4	1	4	0	0	6	9.0	
vs Northwestern	12/15/2024		26:30	3-8	.375	1-3	.333	4-4	1.000	2	4	6	3.1	4	0	1	0	0	11	9.3	
UMBC	12/18/2024	*	34:04	7-14	.500	1-3	.333	0-2	.000	1	4	5	3.3	4	5	1	0	1	15	9.9	
Duke	12/21/2024	*	32:05	2-9	.222	1-1	1.000	0-0	.000	0	1	1	3.1	4	1	2	0	0	5	9.4	
Alabama A&M	12/28/2024	*	26:47	4-7	.571	1-2	.500	4-4	1.000	1	6	7	3.5	3	6	2	0	5	13	9.7	
Notre Dame	12/31/2024	*	23:45	1-5	.200	0-0	.000	3-4	.750	1	4	5	3.6	3	2	0	0	0	5	9.3	
Boston College	01/04/2025	*	21:24	4-6	.667	0-0	.000	0-2	.000	0	2	2	3.5	1	0	1	0	0	8	9.2	
at Syracuse	01/07/2025	*	23:01	4-8	.500	0-0	.000	0-3	.000	2	4	6	3.6	2	0	1	0	4	8	9.1	
at SMU	01/11/2025	*	13:52	2-3	.667	0-0	.000	1-2	.500	0	0	0	3.4	5	0	3	1	0	5	8.9	
Clemson	01/14/2025		25:51	3-8	.375	1-3	.333	5-7	.714	0	2	2	3.3	1	0	3	0	1	12	9.1	
Stanford	02/12/2025		20:33	2-4	.500	0-1	.000	3-5	.600	0	0	0	3.1	1	0	0	0	0	7	8.9	
California	02/15/2025		25:24	3-8	.375	1-2	.500	1-2	.500	0	1	1	3.0	1	4	2	1	4	8	8.9	
at Boston College	02/22/2025		27:03	2-6	.333	0-0	.000	2-4	.500	3	5	8	3.3	4	0	2	0	0	6	8.7	
at Pittsburgh	02/25/2025		23:56	0-1	.000	0-1	.000	0-0	.000	0	1	1	3.2	5	3	1	0	0	0	8.3	
NC State	03/01/2025		32:35	5-12	.417	1-1	1.000	2-2	1.000	0	1	1	3.0	3	2	0	0	2	13	8.5	
Miami (FL)	03/04/2025		21:15	1-4	.250	0-1	.000	0-0	.000	1	0	1	3.0	1	1	1	0	0	2	8.2	
at Wake Forest	03/08/2025		24:58	4-9	.444	1-4	.250	3-5	.600	0	0	0	2.8	2	1	0	0	0	12	8.4	
vs Virginia	03/12/2025	*	32:35	2-8	.250	0-0	.000	4-4	1.000	1	7	8	3.0	0	0	3	0	0	8	8.4	
vs Duke	03/13/2025	*	26:44	1-5	.200	0-2	.000	3-4	.750	0	5	5	3.1	2	2	1	0	1	5	8.2	
Jacksonville St.	03/18/2025	*	17:58	2-5	.400	1-2	.500	4-4	1.000	0	3	3	3.1	1	1	1	1	0	9	8.3	
Totals			10	634:08	72-183	.393	11-32	.344	60-84	.714	21	60	81	3.1	62	41	35	3	23	215	8.3

Player Averages

Games Played	Minutes/ game	Points/ game	FG Pct	3FG Pct	FT Pct	Rebounds/ game	Assists/ game	Turnovers/ game	Assist/Turnover ratio	Steals/ game	Blocks/ game
26	24.4	8.3	39.3	34.4	71.4	3.1	1.6	1.3	1.2	0.9	0.1

CAREER STATS AND GAME HIGHS

MUSTAF, Jaeden

SEASON	TEAM	GP-GS	MIN/AVG	Field Goals		3-Point		F-Throws		Rebounds				Scoring	
				FG-FGA	FG%	3FG-3FGA	3FG%	FT-FTA	FT%	OFF	DEF	TOT	AVG	PF-FO	A
2024-25	GaTech	26-10	634/24.4	72-183	.393	11-32	.344	60-84	.714	21	60	81	3.1	62-2	41
TOTAL		26-10	634/24.4	72-183	.393	11-32	.344	60-84	.714	21	60	81	3.1	62-2	41

Single Game Highs

Statistic	Value
Points	18 vs Central Ark. 11/30/24
Rebounds	8 at Boston College 02/22/25, vs Virginia 03/12/25
Assists	6 vs Alabama A&M 12/28/24
Steals	5 vs Alabama A&M 12/28/24
Blocks	1 vs California 02/15/25, at SMU 01/11/25, vs Jacksonville St. 03/18/25
FG Made	7 vs UMBC 12/18/24
FG Attempts	14 vs Charleston So. 11/27/24, vs UMBC 12/18/24
3FG Made	1 11 times
3FG Attempts	4 at Wake Forest 03/08/25
FT Made	7 vs Central Ark. 11/30/24
FT Attempts	8 vs Central Ark. 11/30/24, at Oklahoma 12/03/24

BIO UPDATES

RYAN MUTOMBO

12


Center • 7-2 • 255 • Senior • Atlanta, Ga. • The Lovett School / Georgetown

• Atlanta high school star who returned home to play at Georgia Tech following three seasons at Georgetown ... Last name pronounced "moo-TOM-bo"

• Played in 15 games, starting 6, after sitting out the first 9 due to considerable time missed in the pre-season following the passing of his father

• Averaged 2.3 points, 2.5 rebounds, and blocked 8 shots while averaging 10.1 minutes ... Led Tech in rebounds in 3 games

• In ACC games: averaged 1.3 ppg, 2.0 rpg, blocked 4 shots and hit 7-of-19 from the floor



GAME-BY-GAME STATISTICS

#12 MUTOMBO, Ryan

Opponent	Date	GS	MIN	Total		3-Pointers		Free throws		Rebounds				PF		A		TO		BLK		STL		PTS		AVG	
				FG-FGA	PCT	3FG-3FGA	PCT	FT-FTA	PCT	OFF	DEF	TOT	AVG														
vs Northwestern	12/15/2024		21:33	5-8	.625	0-0	.000	0-1	.000	1	6	7	7.0	1	1	1	2	0	10	10.0							
UMBC	12/18/2024	*	13:09	2-5	.400	0-0	.000	2-3	.667	3	4	7	7.0	1	0	2	2	0	6	8.0							
Duke	12/21/2024	*	14:40	1-3	.333	0-0	.000	0-0	.000	3	3	6	6.7	2	0	1	2	0	2	6.0							
Alabama A&M	12/28/2024	*	10:56	1-1	1.000	0-0	.000	0-0	.000	2	0	2	5.5	0	1	1	0	0	2	5.0							
Notre Dame	12/31/2024	*	12:09	1-1	1.000	0-0	.000	0-0	.000	1	2	3	5.0	1	0	0	0	0	2	4.4							
Boston College	01/04/2025	*	11:56	0-1	.000	0-0	.000	0-0	.000	0	4	4	4.8	0	0	0	0	0	0	3.7							
at Syracuse	01/07/2025	*	14:46	1-3	.333	0-0	.000	0-1	.000	1	2	3	4.6	1	0	1	0	1	0	2	3.4						
at SMU	01/11/2025	*	16:25	2-6	.333	0-0	.000	0-0	.000	1	1	2	4.3	1	0	0	0	0	4	3.5							
Clemson	01/14/2025		04:53	0-0	.000	0-0	.000	0-0	.000	0	2	2	4.0	0	0	0	0	1	0	3.1							
Virginia Tech	01/22/2025		09:53	1-2	.500	0-0	.000	0-0	.000	0	0	0	3.6	1	1	0	1	0	2	3.0							
at Notre Dame	01/28/2025		02:43	1-3	.333	0-0	.000	0-0	.000	1	0	1	3.4	0	0	0	0	0	2	2.9							
at Clemson	02/04/2025		06:27	0-0	.000	0-0	.000	0-0	.000	1	0	1	3.2	0	0	0	0	0	0	2.7							
Stanford	02/12/2025		03:13	0-0	.000	0-0	.000	0-0	.000	0	0	0	2.9	1	0	0	0	0	0	2.5							
at Pittsburgh	02/25/2025		02:20	0-0	.000	0-0	.000	0-0	.000	0	0	0	2.7	1	0	0	0	0	0	2.3							
Jacksonville St.	03/18/2025		06:00	1-1	1.000	0-0	.000	0-0	.000	0	0	0	2.5	0	0	0	0	1	2	2.3							
Totals			7	151:03	16-34	.471	0-0	.000	2-5	.400	14	24	38	2.5	10	3	5	8	2	34	2.3						

Player Averages

Games Played	Minutes/game	Points/game	FG Pct	3FG Pct	FT Pct	Rebounds/game	Assists/game	Turnovers/game	Assist/Turnover ratio	Steals/game	Blocks/game
15	10.1	2.3	47.1	0.0	40.0	2.5	0.2	0.3	0.6	0.1	0.5

CAREER STATS AND GAME HIGHS

MUTOMBO, Ryan

SEASON	TEAM	GP-GS	MIN/AVG	Field Goals		3-Point		F-Throws		Rebounds				PF-FO		A	TO	BLK	STL	Scoring	
				FG-FGA	FG%	3FG-3FGA	3FG%	FT-FTA	FT%	OFF	DEF	TOT	AVG								
2021-22	GTown	27-1	317/11.7	56-113	.496	1-4	.250	24-33	.727	43	39	82	3.0	36-0	3	13	23	6	137	5.1	
2022-23	GTown	12-0	64/5.3	12-16	.750	0-0	.000	6-8	.750	9	14	23	1.9	9-0	0	3	4	3	30	2.5	
2023-24	GTown	15-0	55/3.7	3-8	.375	0-0	.000	5-9	.556	8	10	18	1.2	4-0	0	1	1	1	11	0.7	
2024-25	GaTech	15-7	151/10.1	16-34	.471	0-0	.000	2-5	.400	14	24	38	2.5	10-0	3	5	8	2	34	2.3	
TOTAL FOR GaTech		15-7	151/10.1	16-34	.471	0-0	.000	2-5	.400	14	24	38	2.5	10-0	3	5	8	2	34	2.3	
TOTAL		69-8	587/8.5	87-171	.509	1-4	.250	37-55	.673	74	87	161	2.3	59-0	6	22	36	12	21	3.1	

Single Game Highs

Statistic	Value
Points	15 vs UMBC 12/08/21
Rebounds	11 vs UMBC 12/08/21
Assists	2 vs Butler 01/13/22
Steals	2 vs Creighton 02/12/22, vs Providence 02/26/23
Blocks	4 vs UMBC 12/08/21
FG Made	7 vs UMBC 12/08/21
FG Attempts	15 vs UMBC 12/08/21
3FG Made	1 vs Saint Joseph's 11/26/21
3FG Attempts	1 4 times
FT Made	5 at St. John's (NY) 01/16/22
FT Attempts	5 at St. John's (NY) 01/16/22

BIO UPDATES

BAYE NDONGO | THIRD-TEAM ALL-ACC

11

Forward • 6-9 • 240 • Sophomore • Mboro, Senegal • Putnam (Conn.) Science Academy

• Name pronounced "BYE NDONG-go" ... Pronounce the "N" sound with no vowel before or after

• One of the top interior scorers and rebounders in the ACC who became a consistent force at both ends of the floor during the ACC schedule

• Voted third-team All-ACC, receiving the 13th-highest point total in the voting ... Voted second-team in pre-season

• Started Tech's last 63 games, dating back to Cincinnati early in the 2023-24 season

• Posted 13 double-doubles during the season, 11 of those in ACC games, and 9 in Tech's final 13 games

• One of two ACC players who averaged a double-double in ACC play this season (Eddie Lampkin, Jr., of Syracuse was the other) ... Became the first to do that since Alvin Jones in 2000-01 and third Jacket ever to do so

• 11 of his double-doubles have come against ACC teams – 16/10 vs. Virginia (ACC Tournament), 13/10 at Wake Forest, 29/17 vs. NC State, 11/17 at Pittsburgh, 17/14 at Boston College, 26/13 vs. California, 15/16 vs. Stanford, 18/13 at Clemson (2/4), 12/11 vs. Louisville, 14/12 vs. Clemson (1/14) and 19/12 at North Carolina (12/7) ... Only Maxime Reynaud of Stanford (13) and Eddie Lampkin, Jr. (11) of Syracuse had more double-doubles vs. ACC teams than Ndongo during the regular season

• In all games: averaged 13.4 points and 8.9 rebounds (No. 4 in the ACC) while hitting 53.6% of his shots from the floor (2nd in the ACC)

• In ACC games: averaged 14.4 points and 10.2 rebounds (No. 2 in ACC) while hitting 54.4% of his field goals (No. 3 in the ACC), and also led the Jackets in blocked shots (24) and steals (22) in conference games

• Averaged 15.5 ppg (63.2% FG, 7-7 FT), 8.5 rpg with 6 blocks in 2 ACC Tournament games

• Notched a double-double in 5 straight games from Stanford through NC State, averaging 19.6 points and 15.6 rebounds over that stretch, which included career-best games of 26 points and 13 boards against Cal, and 29 points and 17 caroms against NC State ... Hit 56.2% of his field goal tries in that span

• Led Tech in blocked shots (39) and was 3rd in steals (35) ... Led the Jackets in both categories in ACC regular season games (24 blocks, 22 steals)

• Since Tech began competing in the ACC in 1979-80, there have been 14 games where a Yellow Jacket scored 15 points and pulled 15 rebounds, 10 of those came against ACC opponents ... Ndongo had 3 of those this season (15/16 vs. Stanford, 17/15 at Boston College ... In that period, Moses Wright, the 2021 ACC Player of the Year, had 2

• Scored in double digits 26 times, 20 or more 4 times

• Foul trouble at times earlier this season has limited him to 30.2 minutes per game (32.5 in ACC games) ... Fouled out of 5 games (plus 1 DQ for a flagrant 2 foul), finished 7 others with 4 fouls, but committed just 30 fouls over Tech's last 12 games, never picking up a 4th foul after Feb. 12 vs. Stanford



GAME-BY-GAME STATISTICS

#11 NDONGO, Baye

Opponent	Date	GS	MIN	Total		3-Pointers		Free throws		Rebounds			PF	A	TO	BLK	STL	PTS	AVG		
				FG-FGA	PCT	3FG-3FGA	PCT	FT-FTA	PCT	OFF	DEF	TOT								AVG	
West Ga.	11/06/2024	*	23:32	3-5	.600	0-0	.000	4-6	.667	1	6	7	7.0	2	4	2	3	0	10	10.0	
North Florida	11/10/2024	*	28:50	9-18	.500	1-1	1.000	1-3	.333	3	7	10	8.5	4	3	1	0	1	20	15.0	
Texas Southern	11/12/2024	*	32:51	5-10	.500	1-1	1.000	8-10	.800	4	7	11	9.3	4	1	2	0	1	19	16.3	
Georgia	11/15/2024	*	36:27	4-11	.364	0-0	.000	6-6	1.000	0	4	4	8.0	3	0	1	1	1	14	15.8	
Cincinnati	11/23/2024	*	24:03	2-4	.500	0-0	.000	1-4	.250	1	5	6	7.6	3	1	3	0	0	5	13.6	
Charleston So.	11/27/2024	*	18:47	8-10	.800	0-1	.000	1-3	.333	3	5	8	7.7	4	1	3	0	0	17	14.2	
Central Ark.	11/30/2024	*	28:08	5-9	.556	0-0	.000	3-4	.750	2	7	9	7.9	3	0	0	0	0	13	14.0	
at Oklahoma	12/03/2024	*	13:42	2-5	.400	0-0	.000	0-0	.000	0	4	4	7.4	5	0	2	0	0	4	12.8	
at North Carolina	12/07/2024	*	34:36	7-13	.538	0-1	.000	5-10	.500	3	9	12	7.9	2	1	1	1	0	19	13.4	
vs Northwestern	12/15/2024	*	18:51	2-4	.500	0-0	.000	0-2	.000	1	4	5	7.6	2	0	3	1	0	4	12.5	
UMBC	12/18/2024	*	29:25	7-15	.467	0-0	.000	3-5	.600	6	3	9	7.7	1	4	3	1	3	17	12.9	
Duke	12/21/2024	*	31:24	6-11	.545	1-2	.500	1-1	1.000	0	1	1	7.2	3	4	3	2	1	14	13.0	
Alabama A&M	12/28/2024	*	18:49	4-5	.800	0-0	.000	2-4	.500	2	4	6	7.1	4	4	6	1	3	10	12.8	
Notre Dame	12/31/2024	*	20:19	4-4	1.000	0-0	.000	2-4	.500	2	4	6	7.0	5	1	3	1	0	10	12.6	
Boston College	01/04/2025	*	20:55	6-9	.667	0-0	.000	2-3	.667	2	2	4	6.8	4	1	3	1	0	14	12.7	
at Syracuse	01/07/2025	*	28:14	3-9	.333	0-1	.000	0-1	.000	2	6	8	6.9	2	0	2	0	3	6	12.3	
at SMU	01/11/2025	*	22:42	1-3	.333	0-0	.000	4-5	.800	1	6	7	6.9	2	1	3	0	0	6	11.9	
Clemson	01/14/2025	*	37:49	5-11	.455	1-2	.500	3-5	.600	4	8	12	7.2	3	1	2	1	3	14	12.0	
at Florida St.	01/18/2025	*	26:13	1-3	.333	0-0	.000	1-1	1.000	2	10	12	7.4	5	1	2	0	0	3	11.5	
Virginia Tech	01/22/2025	*	38:21	6-8	.750	0-0	.000	2-5	.400	2	7	9	7.5	3	4	3	1	5	14	11.7	
at Notre Dame	01/28/2025	*	30:09	3-12	.250	0-1	.000	4-5	.800	1	6	7	7.5	5	1	1	0	1	10	11.6	
Louisville	02/01/2025	*	31:40	6-9	.667	0-1	.000	0-2	.000	4	7	11	7.6	5	1	3	1	1	12	11.6	
at Clemson	02/04/2025	*	52:23	6-11	.545	0-0	.000	6-10	.600	6	7	13	7.9	4	0	1	2	3	18	11.9	
at Virginia	02/08/2025	*	33:24	7-13	.538	0-0	.000	1-1	1.000	2	3	5	7.8	1	2	3	1	1	15	12.0	
Stanford	02/12/2025	*	35:12	6-16	.375	0-2	.000	3-3	1.000	7	9	16	8.1	4	1	6	3	1	15	12.1	
California	02/15/2025	*	38:57	11-14	.786	1-1	1.000	3-6	.500	8	5	13	8.3	1	1	3	1	1	26	12.7	
at Boston College	02/22/2025	*	32:34	7-11	.636	1-1	1.000	2-2	1.000	3	12	15	8.5	3	4	2	2	0	17	12.8	
at Pittsburgh	02/25/2025	*	34:53	2-6	.333	0-0	.000	7-8	.875	5	12	17	8.8	3	2	6	3	0	11	12.8	
NC State	03/01/2025	*	37:03	10-17	.588	1-3	.333	8-11	.727	5	12	17	9.1	1	1	0	2	0	29	13.3	
Miami (FL)	03/04/2025	*	28:28	10-16	.625	0-0	.000	2-2	1.000	4	4	8	9.1	3	2	0	0	0	22	13.6	
at Wake Forest	03/08/2025	*	35:15	5-10	.500	0-1	.000	3-4	.750	2	8	10	9.1	2	1	4	2	2	13	13.6	
vs Virginia	03/12/2025	*	34:42	6-8	.750	0-0	.000	4-4	1.000	2	8	10	9.1	3	0	2	4	1	16	13.7	
vs Duke	03/13/2025	*	35:05	6-11	.545	0-0	.000	3-3	1.000	4	3	7	9.1	3	3	2	2	1	15	13.7	
Jacksonville St.	03/18/2025	*	32:30	2-9	.222	0-0	.000	0-0	.000	1	4	5	8.9	2	2	1	2	2	4	13.4	
Totals			34	1026:13	177-330	.536	7-19	.368	95-143	.664	95	209	304	8.9	104	53	82	39	35	456	13.4

Player Averages

Games Played	Minutes/game	Points/game	FG Pct	3FG Pct	FT Pct	Rebounds/game	Assists/game	Turnovers/game	Assist/Turnover ratio	Steals/game	Blocks/game
34	30.2	13.4	53.6	36.8	66.4	8.9	1.6	2.4	0.6	1.0	1.1

CAREER STATS AND GAME HIGHS

NDONGO, Baye

				Field Goals		3-Point		F-Throws		Rebounds								Scoring		
SEASON	TEAM	GP-GS	MIN/AVG	FG-FGA	FG%	3FG-3FGA	3FG%	FT-FTA	FT%	OFF	DEF	TOT	AVG	PF-FO	A	TO	BLK	STL	PTS	AVG
2023-24	GaTech	29-29	805/27.8	148-265	.558	4-12	.333	59-88	.670	74	164	238	8.2	81-5	28	74	32	22	359	12.4
2024-25	GaTech	34-34	1026/30.2	177-330	.536	7-19	.368	95-143	.664	95	209	304	8.9	104-5	53	82	39	35	456	13.4
TOTAL		63-63	1831/29.1	325-595	.546	11-31	.355	154-231	.667	169	373	542	8.6	185-10	81	156	71	57	815	12.9

Single Game Highs

Statistic	Value
Points	29 vs NC State 03/01/25
Rebounds	19 vs Penn St. 12/16/23
Assists	4 6 times
Steals	5 vs Virginia Tech 01/22/25
Blocks	4 vs Duke 12/02/23, vs Virginia 03/12/25
FG Made	11 vs California 02/15/25
FG Attempts	18 vs North Florida 11/10/24
3FG Made	1 11 times
3FG Attempts	3 vs NC State 03/01/25
FT Made	8 vs Texas Southern 11/12/24, vs NC State 03/01/25
FT Attempts	11 vs NC State 03/01/25

BIO UPDATES

LUKE O'BRIEN

Forward • 6-8 • 225 • 5th-year Senior • Littleton, Colo. • Columbine HS / Colorado

• Transfer from Colorado who played four seasons and was a key rotation player the last three for the Buffaloes ... Steadily improved and saw more playing time with each season



• Started Tech's first 2 games, getting 8 points and 10 rebounds against West Georgia, 15 points and eight boards against North Florida

• Missed the Texas Southern game with an ankle injury, and the last 23 games with a foot injury (last played 12/18 vs. UMBC) ... Played in only 1 ACC game

• Started 4 games after Kowacie Reeves, Jr., was sidelined with a foot injury before sustaining his own injury ... Best game was 7 points (3-3 FG, 1-1- 3pt FG) with 4 rebounds at Oklahoma

• Averaged 21.1 minutes in games he played ... Hit 47.1% of his shots from the floor for the season, No. 3 on the team, 9-of-28 on threes ... Good on a team-high 65.2% of his shots from inside the 3-point arc

GAME-BY-GAME STATISTICS

#9 O'BRIEN, Luke																			
Opponent	Date	GS	MIN	Total		3-Pointers		Free throws		Rebounds				PF					
				FG-FGA	PCT	3FG-3FGA	PCT	FT-FTA	PCT	OFF	DEF	TOT	AVG	PF	A	TO	BLK	STL	PTS
West Ga.	11/06/2024	*	21:46	4-9	.444	0-4	.000	0-1	.000	1	9	10	10.0	1	1	2	0	0	8
North Florida	11/10/2024	*	27:35	6-10	.600	1-3	.333	2-2	1.000	3	5	8	9.0	3	1	1	0	0	15
Georgia	11/15/2024		23:24	2-4	.500	2-3	.667	0-0	.000	3	3	6	8.0	5	0	1	1	0	6
Cincinnati	11/23/2024		22:43	2-5	.400	0-1	.000	0-0	.000	2	3	5	7.3	2	0	0	1	0	4
Charleston So.	11/27/2024		18:13	1-3	.333	1-2	.500	0-0	.000	0	3	3	6.4	1	1	1	0	1	3
Central Ark.	11/30/2024	*	17:05	3-7	.429	2-6	.333	0-0	.000	1	1	2	5.7	3	1	0	0	0	8
at Oklahoma	12/03/2024	*	26:28	3-3	1.000	1-1	1.000	0-0	.000	0	4	4	5.4	2	1	1	0	1	7
at North Carolina	12/07/2024	*	13:28	0-2	.000	0-2	.000	0-0	.000	0	0	0	4.8	3	0	1	0	0	0
vs Northwestern	12/15/2024	*	22:00	1-6	.167	0-4	.000	4-4	1.000	1	1	2	4.4	1	0	1	0	0	6
UMBC	12/18/2024		18:45	2-2	1.000	2-2	1.000	1-2	.500	1	3	4	4.4	2	1	0	0	0	7
Totals			6	211:27	24-51	.471	9-28	.321	7-9	.778	12	32	44	4.4	23	6	8	2	64

Player Averages

Games Played	Minutes/game	Points/game	FG Pct	3FG Pct	FT Pct	Rebounds/game	Assists/game	Turnovers/game	Assist/Turnover ratio	Steals/game	Blocks/game
10	21.1	6.4	47.1	32.1	77.8	4.4	0.6	0.8	0.8	0.2	0.2

CAREER STATS AND GAME HIGHS

O'BRIEN, Luke														Scoring						
SEASON	TEAM	GP-GS	MIN/AVG	FG-FGA	FG%	3FG-3FGA	3FG%	FT-FTA	FT%	OFF	DEF	TOT	AVG	PF-FO	A	TO	BLK	STL	PTS	AVG
2020-21	CU	10-0	46/4.6	6-14	.429	2-7	.286	1-4	.250	3	4	7	0.7	4-0	2	0	0	1	15	1.5
2021-22	CU	33-0	466/14.1	33-75	.440	12-26	.462	9-17	.529	30	61	91	2.8	45-0	25	19	3	13	87	2.6
2022-23	CU	33-10	750/22.7	76-179	.425	23-79	.291	28-40	.700	56	129	185	5.6	72-1	34	28	16	22	203	6.2
2023-24	CU	35-19	827/23.6	88-193	.456	32-85	.376	25-38	.658	37	96	133	3.8	76-2	44	24	14	25	233	6.7
2024-25	GaTech	10-6	211/21.1	24-51	.471	9-28	.321	7-9	.778	12	32	44	4.4	23-1	6	8	2	2	64	6.4
TOTAL FOR GaTech		10-6	211/21.1	24-51	.471	9-28	.321	7-9	.778	12	32	44	4.4	23-1	6	8	2	2	64	6.4
TOTAL		121-35	2301/19.0	227-512	.443	78-225	.347	70-108	.648	138	322	460	3.8	220-4	111	79	35	63	602	5.0

Single Game Highs

Statistic	Value
Points	18 vs Utah Tech 12/21/23
Rebounds	14 vs Seton Hall 03/14/23
Assists	4 6 times
Steals	4 vs Maine 11/15/21
Blocks	3 vs Utah Valley 03/19/23
FG Made	8 vs Utah Tech 12/21/23
FG Attempts	14 vs Northern Colo. 12/15/23
3FG Made	4 vs Northern Colo. 12/15/23
3FG Attempts	8 vs Northern Colo. 12/15/23
FT Made	4 vs California 02/02/23, vs Northwestern 12/15/24
FT Attempts	6 vs UCLA 02/26/23

BIO UPDATES

DORYAN ONWUCHEKWA

45

Forward/Center • 6-11 • 240 • Freshman • Dallas, Texas • Faith Family Academy of Oak Cliff

- Name pronounced "DOR-ee-un ON-woo-CHECK-wuh" ... Teammates call him "D.O."
- Played in 10 games, starting 8 in the post ... Averaged 18.2 minutes per game, high of 27:03 vs. Texas Southern
- Did not play after Dec. 15 for personal reasons
- Averaged 3.5 ppg and 5.1 rpg in his 8 starts (3.5 ppg, 4.9 rpg for the season)
- Set season highs of seven points and 11 boards vs. Georgia
- Turned the ball over just 4 times all season, blocked 6 shots
- Three-star center prospect who attended the Faith Family Academy of Oak Cliff in Dallas, Texas
- Ranked No. 112 nationally by 247Sports Composite, No. 19 at his position and No. 7 overall in the state of Texas
- Helped Faith Family Academy at Oak Cliff to a 118-24 record over four years under head coach Brandon Thomas, and a perfect 34-0 mark in district play
- The Eagles won University Interscholastic League 4A state titles in 2022, 2023 and 2024, and lost in the state semifinals his freshman year
- Earned all-state honors by the Texas Association of Basketball Coaches, and was named to the all-Dallas metro team (2nd-team in 2023, 1st-team in 2024) by the Dallas Morning News ... Selected to the 4A Boys all-tournament team in 2023 and 2024
- Was a McDonald's All-American game nominee
- In the final two games of Faith Family Academy's 2023 title run, he scored 34 points and had 28 rebounds, seven assists and five blocks



GAME-BY-GAME STATISTICS

#45 ONWUCHEKWA, Doryan

Opponent	Date	GS	MIN	Total		3-Pointers		Free throws		Rebounds				PF	A	TO	BLK	STL	PTS	AVG	
				FG-FGA	PCT	3FG-3FGA	PCT	FT-FTA	PCT	OFF	DEF	TOT	AVG								
West Ga.	11/06/2024		11:01	2-5	.400	0-2	.000	0-0	.000	3	4	7	7.0	3	0	0	0	0	4	4.0	
North Florida	11/10/2024		06:30	2-5	.400	0-0	.000	0-0	.000	1	0	1	4.0	0	0	0	0	0	4	4.0	
Texas Southern	11/12/2024	*	27:03	0-2	.000	0-2	.000	0-3	.000	2	7	9	5.7	4	1	0	2	0	0	2.7	
Georgia	11/15/2024	*	24:54	3-5	.600	1-2	.500	0-3	.000	4	7	11	7.0	3	2	2	0	1	7	3.8	
Cincinnati	11/23/2024	*	20:34	3-7	.429	0-2	.000	0-0	.000	2	2	4	6.4	5	1	0	0	1	6	4.2	
Charleston So.	11/27/2024	*	21:27	2-8	.250	1-3	.333	1-2	.500	1	1	2	5.7	5	2	0	0	0	6	4.5	
Central Ark.	11/30/2024	*	19:20	2-4	.500	0-1	.000	0-0	.000	2	4	6	5.7	1	1	1	0	0	4	4.4	
at Oklahoma	12/03/2024	*	24:21	0-3	.000	0-3	.000	1-2	.500	2	3	5	5.6	4	0	1	3	2	1	4.0	
at North Carolina	12/07/2024	*	18:43	1-5	.200	1-2	.500	0-0	.000	1	3	4	5.4	4	1	0	1	0	3	3.9	
vs Northwestern	12/15/2024	*	07:53	0-1	.000	0-1	.000	0-0	.000	0	0	0	4.9	3	0	0	0	0	0	3.5	
Totals			8	181:46	15-45	.333	3-18	.167	2-10	.200	18	31	49	4.9	32	8	4	6	4	35	3.5

Player Averages

Games Played	Minutes/game	Points/game	FG Pct	3FG Pct	FT Pct	Rebounds/game	Assists/game	Turnovers/game	Assist/Turnover ratio	Steals/game	Blocks/game
10	18.2	3.5	33.3	16.7	20.0	4.9	0.8	0.4	2.0	0.4	0.6

CAREER STATS AND GAME HIGHS

ONWUCHEKWA, Doryan

SEASON	TEAM	GP-GS	MIN/AVG	Field Goals		3-Point		F-Throws		Rebounds				Scoring						
				FG-FGA	FG%	3FG-3FGA	3FG%	FT-FTA	FT%	OFF	DEF	TOT	AVG	PF-FO	A	TO	BLK	STL	PTS	AVG
2024-25	GaTech	10-8	182/18.2	15-45	.333	3-18	.167	2-10	.200	18	31	49	4.9	32-2	8	4	6	4	35	3.5
TOTAL		10-8	182/18.2	15-45	.333	3-18	.167	2-10	.200	18	31	49	4.9	32-2	8	4	6	4	35	3.5

Single Game Highs

Statistic	Value
Points	7 vs Georgia 11/15/24
Rebounds	11 vs Georgia 11/15/24
Assists	2 vs Georgia 11/15/24, vs Charleston So. 11/27/24
Steals	2 at Oklahoma 12/03/24
Blocks	3 at Oklahoma 12/03/24
FG Made	3 vs Georgia 11/15/24, vs Cincinnati 11/23/24
FG Attempts	8 vs Charleston So. 11/27/24
3FG Made	1 vs Georgia 11/15/24, vs Charleston So. 11/27/24, at North Carolina 12/07/24
3FG Attempts	3 vs Charleston So. 11/27/24, at Oklahoma 12/03/24
FT Made	1 vs Charleston So. 11/27/24, at Oklahoma 12/03/24
FT Attempts	3 vs Texas Southern 11/12/24, vs Georgia 11/15/24

BIO UPDATES

DUNCAN POWELL | Runner-up for ACC 6th Man of the Year

31

Forward • 6-8 • 235 • Redshirt Junior • Dallas, Texas • DeSoto (Tex.) HS / North Carolina A&T / Sacramento State

• Former top-100 high school prospect who transferred to Tech from Sacramento State ... Known as the "Shag Man" for his unusual haircut ... Also known as the "corner man" for his success in shooting corner 3s

• Named the ACC's top Sixth Man by HoopsHD ... Came in 2nd in official voting for that honor behind Cal's Jeremiah Wilkinson

• Steady performer off the bench early in the season, but became a key staple of Tech's rotation in ACC play after the holiday break, and entered the starting lineup in February ... Combines capable long-range shooting skills with the ability to score inside

• Started Tech's last 11 games, coinciding with Javian McCollum's injury 2/4 at Clemson

• Named to the ACC all-tournament 2nd team ... Scored 46 points in 2 tournament games (21 vs. Virginia, 24 vs. Duke), hitting 18-of-34 from the floor, 6-16 from 3-point range

• Was named the Lute Olson National Player of the Week March 3 for his performances in wins over Pitt (23 pts, 10 reb, 6-10 3pt FG) and NC State (16 pts, 7 reb, 2-5 3-pt FG)

• In all games: averaged 12.2 points, 5.4 rebounds (2nd on the team) ... Connected on 44.1% of his field goals, 35.8% of his 3-point attempts, 68.7% of his free throws

• In ACC games: averaging 13.9 points and 5.4 rpg (2nd on team) ... Shot a team-high 36.5% on 104 3-point attempts in ACC play, and went to the foul line 83 times, second only to Ndongo (72.3%)

• Twice made 6 3-point field goals in a game, Feb. 22 at Pittsburgh and March 13 against Duke in the ACC Tournament

• Reached double figures in 17 of Tech's last 21 games dating back to his 21-point performance vs. Notre Dame on Dec. 31 ... Had just three double-digit scoring games among his first 12

• Scored in double figures 20 times altogether, all vs. Power 4 opponents, 15 vs. ACC teams

• Scored 20 or more points 7 times, 6 of those over Tech's final 16 games ... Had 20 (11-12 FT) with 6 boards at FSU and 23 with 6 boards vs. Virginia Tech in back-to-back games in mid-January, and 21 points on New Year's Eve vs. Notre Dame (3-8 3pt FG) ... Scored 26 and 23 in back-to-back games vs. Pittsburgh and NC State

• Had 3 double-doubles, including 23 points and 10 rebounds against NC State, 13 and 11 at SMU, and 11 and 12 at Oklahoma



GAME-BY-GAME STATISTICS

#31 POWELL, Duncan

Opponent	Date	GS	MIN	Total		3-Pointers		Free throws		Rebounds				PF	A	TO	BLK	STL	PTS	AVG	
				FG-FGA	PCT	3FG-3FGA	PCT	FT-FTA	PCT	OFF	DEF	TOT	AVG								
West Ga.	11/06/2024		16:07	3-5	.600	1-3	.333	2-2	1.000	1	0	1	1.0	3	0	0	0	0	9	9.0	
North Florida	11/10/2024		12:26	2-10	.200	0-2	.000	0-3	.000	5	1	6	3.5	1	1	1	0	0	4	6.5	
Texas Southern	11/12/2024		09:13	1-3	.333	0-2	.000	2-2	1.000	0	2	2	3.0	1	0	0	0	0	4	5.7	
Cincinnati	11/23/2024		22:39	3-6	.500	0-1	.000	4-5	.800	1	2	3	3.0	1	0	0	0	1	10	6.8	
Charleston So.	11/27/2024		25:14	2-6	.333	0-3	.000	3-4	.750	2	6	8	4.0	1	1	1	1	0	7	6.8	
Central Ark.	11/30/2024		23:24	1-3	.333	1-2	.500	0-2	.000	2	7	9	4.8	0	2	2	0	1	3	6.2	
at Oklahoma	12/03/2024		30:45	4-9	.444	0-2	.000	3-4	.750	3	9	12	5.9	2	1	0	1	1	11	6.9	
at North Carolina	12/07/2024		21:03	1-4	.250	0-2	.000	1-2	.500	1	1	2	5.4	2	0	1	1	2	3	6.4	
vs Northwestern	12/15/2024		12:22	2-2	1.000	2-2	1.000	0-0	.000	0	5	5	5.3	0	2	2	0	0	6	6.3	
UMBC	12/18/2024		12:28	2-2	1.000	0-0	.000	0-1	.000	1	3	4	5.2	0	0	1	1	0	4	6.1	
Duke	12/21/2024		24:10	3-10	.300	1-3	.333	6-7	.857	2	3	5	5.2	0	0	0	0	2	13	6.7	
Alabama A&M	12/28/2024		23:29	2-2	1.000	1-1	1.000	1-2	.500	0	7	7	5.3	2	2	1	2	0	6	6.7	
Notre Dame	12/31/2024		27:07	6-13	.462	3-8	.375	6-8	.750	1	2	3	5.2	3	2	1	1	0	21	7.8	
Boston College	01/04/2025		24:46	4-5	.800	3-4	.750	0-0	.000	1	4	5	5.1	1	0	0	0	0	11	8.0	
at Syracuse	01/07/2025		20:10	1-4	.250	0-1	.000	0-2	.000	3	2	5	5.1	3	0	2	0	0	2	7.6	
at SMU	01/11/2025		33:27	5-10	.500	2-4	.500	1-4	.250	3	8	11	5.5	0	1	1	1	2	13	7.9	
Clemson	01/14/2025	*	34:33	3-12	.250	1-5	.200	2-2	1.000	2	5	7	5.6	5	0	1	0	0	9	8.0	
at Florida St.	01/18/2025		32:42	4-10	.400	1-5	.200	11-12	.917	3	3	6	5.6	4	2	2	0	1	20	8.7	
Virginia Tech	01/22/2025	*	40:00	7-11	.636	3-4	.750	6-9	.667	3	3	6	5.6	0	1	0	0	2	23	9.4	
at Notre Dame	01/28/2025		34:07	6-11	.545	3-7	.429	3-4	.750	1	2	3	5.5	1	0	5	1	1	18	9.9	
Louisville	02/01/2025		33:05	3-10	.300	1-5	.200	4-5	.800	0	3	3	5.4	3	2	0	0	2	11	9.9	
at Clemson	02/04/2025		48:39	8-19	.421	2-7	.286	1-5	.200	3	5	8	5.5	4	0	1	0	1	19	10.3	
at Virginia	02/08/2025	*	37:23	7-12	.583	3-6	.500	1-2	.500	1	2	3	5.4	1	1	1	1	2	18	10.7	
Stanford	02/12/2025	*	40:00	2-10	.200	2-7	.286	4-4	1.000	1	6	7	5.5	2	1	2	0	0	10	10.6	
California	02/15/2025	*	42:17	7-11	.636	3-4	.750	2-2	1.000	2	4	6	5.5	3	0	3	0	1	19	11.0	
at Boston College	02/22/2025	*	33:28	1-11	.091	0-6	.000	1-2	.500	0	2	2	5.3	1	1	0	1	0	3	10.7	
at Pittsburgh	02/25/2025	*	38:23	8-15	.533	6-10	.600	4-4	1.000	1	2	3	5.3	2	1	2	0	0	26	11.2	
NC State	03/01/2025	*	37:43	9-15	.600	2-5	.400	3-3	1.000	5	5	10	5.4	2	0	1	0	1	23	11.6	
Miami (FL)	03/04/2025	*	35:00	5-10	.500	2-5	.400	4-4	1.000	1	6	7	5.5	3	1	2	0	0	16	11.8	
at Wake Forest	03/08/2025	*	35:03	0-8	.000	0-6	.000	0-2	.000	1	4	5	5.5	0	1	2	1	0	0	11.4	
vs Virginia	03/12/2025	*	34:15	9-14	.643	0-2	.000	3-4	.750	1	2	3	5.4	0	1	1	1	0	21	11.7	
vs Duke	03/13/2025	*	40:00	9-20	.450	6-14	.429	0-0	.000	3	3	6	5.4	4	2	2	1	1	24	12.1	
Jacksonville St.	03/18/2025	*	38:05	5-13	.385	4-10	.400	1-3	.333	0	5	5	5.4	3	0	1	0	0	15	12.2	
Totals			13	973:33	135-306	.441	53-148	.358	79-115	.687	54	124	178	5.4	58	26	39	14	21	402	12.2

Player Averages

Games Played	Minutes/game	Points/game	FG Pct	3FG Pct	FT Pct	Rebounds/game	Assists/game	Turnovers/game	Assist/Turnover ratio	Steals/game	Blocks/game
33	29.5	12.2	44.1	35.8	68.7	5.4	0.8	1.2	0.7	0.6	0.4

CAREER STATS AND GAME HIGHS

POWELL, Duncan

			Field Goals		3-Point		F-Throws		Rebounds				Scoring								
SEASON	TEAM	GP-GS	MIN/AVG	FG-FGA	FG%	3FG-3FGA	3FG%	FT-FTA	FT%	OFF	DEF	TOT	AVG	PF-FO	A	TO	BLK	STL	PTS	AVG	
2021-22	NCA&T	1-0	0/0/0	0-0	.000	0-0	.000	0-0	.000	0	0	0	0.0	1-0	0	0	0	0	0	0.0	
2022-23	NCA&T	30-4	675/22.5	84-199	.422	11-49	.224	60-96	.625	46	126	172	5.7	50-0	23	35	20	21	239	8.0	
2023-24	SacSt	29-23	768/26.5	130-264	.492	14-49	.286	76-111	.685	81	122	203	7.0	56-0	58	50	10	14	350	12.1	
2024-25	GaTech	33-13	974/29.5	135-306	.441	53-148	.358	79-115	.687	54	124	178	5.4	58-1	26	39	14	21	402	12.2	
TOTAL FOR GaTech		33-13	974/29.5	135-306	.441	53-148	.358	79-115	.687	54	124	178	5.4	58-1	26	39	14	21	402	12.2	
TOTAL			93-40	2416/26.0	349-769	.454	78-246	.317	215-322	.668	181	372	553	5.9	165-1	107	124	44	56	991	10.7

Single Game Highs

Statistic	Value
Points	26 at Pittsburgh 02/25/25
Rebounds	15 vs Hampton 02/25/23, vs Bethesda (CA) 12/21/23
Assists	10 vs Bethesda (CA) 12/21/23
Steals	3 vs Greensboro 11/26/22, vs UNCW 01/07/23
Blocks	2 6 times
FG Made	9 4 times
FG Attempts	23 at Towson 02/18/23
3FG Made	6 at Pittsburgh 02/25/25, vs Duke 03/13/25
3FG Attempts	14 vs Duke 03/13/25
FT Made	11 at Florida St. 01/18/25
FT Attempts	12 at Florida St. 01/18/25

BIO UPDATES

KOWACIE REEVES, JR.

14

Guard • 6-7 • 205 • Senior • Macon, Ga. • Westside HS / Florida

- First name pronounced "ko-WAY-see" ... Teammates and coaches call him "WAY-see"
- Published his first book in June of 2024, a self-help book entitled "I Am Not Your Doctrine," and a second one entitled "Nautre's Renaissance" at the end of January ... Set to graduate this May
- Steady player on both ends of the floor who started all 38 games as a Yellow Jacket after transferring from Florida, including the first six this season, until suffering a foot injury ... Missed the last 28 games (last played 11/27 vs. Charleston Southern)
- Averaged 9.3 points, 6th on the team, with just 3 turnovers in the 6 games he has played
- Reached double-digits in Tech's first three games, averaging 15.7 points per game (No. 2 on Tech's scoring chart), before going just 4-for-15 for 9 points total in Tech's last 3 games
- Reliable three-point shooter who led the Jackets last season, and had hit 28.1 percent prior to his injury
- Blocked team-high seven shots and averaged 2.5 rebounds per game



GAME-BY-GAME STATISTICS

#14 REEVES JR., Kowacie

Opponent	Date	GS	MIN	Total		3-Pointers		Free throws		Rebounds				PF	A	TO	BLK	STL	PTS	AVG	
				FG-FGA	PCT	3FG-3FGA	PCT	FT-FTA	PCT	OFF	DEF	TOT	AVG								
West Ga.	11/06/2024	*	25:28	6-13	.462	1-5	.200	2-2	1.000	1	3	4	4.0	1	0	0	3	1	15	15.0	
North Florida	11/10/2024	*	30:49	6-12	.500	4-9	.444	1-2	.500	1	0	1	2.5	4	3	0	2	1	17	16.0	
Texas Southern	11/12/2024	*	32:30	6-17	.353	3-11	.273	0-0	.000	2	5	7	4.0	2	3	2	2	1	15	15.7	
Georgia	11/15/2024	*	19:27	1-6	.167	0-2	.000	0-0	.000	0	0	0	3.0	2	0	0	0	0	2	12.3	
Cincinnati	11/23/2024	*	21:08	1-6	.167	1-4	.250	0-1	.000	0	1	1	2.6	2	0	1	0	1	3	10.4	
Charleston So.	11/27/2024	*	13:49	2-3	.667	0-1	.000	0-0	.000	2	0	2	2.5	1	0	0	0	0	4	9.3	
Totals			6	143:11	22-57	.386	9-32	.281	3-5	.600	6	9	15	2.5	12	6	3	7	4	56	9.3

Player Averages

Games Played	Minutes/game	Points/game	FG Pct	3FG Pct	FT Pct	Rebounds/game	Assists/game	Turnovers/game	Assist/Turnover ratio	Steals/game	Blocks/game
6	23.9	9.3	38.6	28.1	60.0	2.5	1.0	0.5	2.0	0.7	1.2

CAREER STATS AND GAME HIGHS

REEVES JR., Kowacie

SEASON	TEAM	GP-GS	MIN/AVG	Field Goals		3-Point		F-Throws		Rebounds				Scoring						
				FG-FGA	FG%	3FG-3FGA	3FG%	FT-FTA	FT%	OFF	DEF	TOT	AVG	PF-FO	A	TO	BLK	STL	PTS	AVG
2021-22	UF	29-10	451/15.6	50-132	.379	32-96	.333	27-36	.750	14	28	42	1.4	25-0	11	18	4	14	159	5.5
2022-23	UF	31-7	599/19.3	93-247	.377	34-130	.262	44-62	.710	12	70	82	2.6	42-1	17	34	6	17	264	8.5
2023-24	GaTech	32-32	922/28.8	110-264	.417	51-133	.383	42-50	.840	33	93	126	3.9	41-0	28	37	16	16	313	9.8
2024-25	GaTech	6-6	143/23.9	22-57	.386	9-32	.281	3-5	.600	6	9	15	2.5	12-0	6	3	7	4	56	9.3
TOTAL FOR GaTech		38-38	1065/28.0	132-321	.411	60-165	.364	45-55	.818	39	102	141	3.7	53-0	34	40	23	20	369	9.7
TOTAL		98-55	2116/21.6	275-700	.393	126-391	.322	116-153	.758	65	200	265	2.7	120-1	62	92	33	51	792	8.1

Single Game Highs

Statistic	Value	
Points	21	vs Texas A&M 03/10/22
Rebounds	10	vs Alabama A&M 12/09/23
Assists	3	6 times
Steals	3	at Xavier 03/20/22, vs Ga. Southern 11/06/23
Blocks	3	at Cincinnati 11/22/23, vs West Ga. 11/06/24
FG Made	8	vs Florida A&M 11/30/22
FG Attempts	17	vs Texas Southern 11/12/24
3FG Made	5	at Clemson 01/16/24
3FG Attempts	11	vs Texas Southern 11/12/24
FT Made	6	vs Texas A&M 03/10/22, vs Alabama A&M 12/09/23
FT Attempts	8	vs Texas A&M 03/10/22

BIO UPDATES

IBRAHIM SQUARE

30

Forward • 6-9 • 225 • Redshirt Freshman • Conakry, Guinea • Dream City Christian School (AZ)

- Name pronounced “EE-bruh-HEEM SWAR-ay (rhymes with soiree)”
- Energetic post player from Guinea who was recruited out of Canyon International Academy in Glendale, Ariz.
- Became increasingly important and improved over the course of ACC play as injuries decimated Tech’s rotation ... Gave the Jackets great activity around the basket at both ends of the floor
- Played in 29 games, including every ACC game (regular season and tournament)
- Started Tech’s last 14 regular season games ... Averaged 24.2 minutes, averaging 3.9 points with 5.0 rebounds and 9 blocked shots in his starts
- Had season highs of 9 points and 12 rebounds in 42:30 in Tech’s 3-OT win at Clemson, and 8 points with 11 rebounds at Wake Forest
- Played a key role in Tech’s win over Stanford, defending 7-footer Maxime Raynaud and holding the ACC Player of the Year candidate to season lows of 8 points and 6 rebounds
- In ACC games: averaged 21.5 minutes, 3.2 points and 4.3 rebounds in ACC play, and has connected on 58% of his field goals (mostly dunks and layups)



GAME-BY-GAME STATISTICS

#30 SQUARE, Ibrahim																						
Opponent	Date	GS	MIN	Total		3-Pointers		Free throws		Rebounds				PF		A	TO	BLK	STL	PTS	AVG	
				FG-FGA	PCT	3FG-3FGA	PCT	FT-FTA	PCT	OFF	DEF	TOT	AVG									
West Ga.	11/06/2024		04:02	0-0	.000	0-0	.000	1-2	.500	0	3	3	3.0	0	0	0	0	0	0	1	1.0	
Texas Southern	11/12/2024		06:48	0-0	.000	0-0	.000	0-0	.000	3	2	5	4.0	4	2	0	0	0	0	0	0.5	
Georgia	11/15/2024		00:42	0-0	.000	0-0	.000	0-0	.000	0	0	0	2.7	2	0	0	0	0	0	0	0.3	
Cincinnati	11/23/2024		03:24	1-1	1.000	0-0	.000	1-4	.250	1	0	1	2.3	0	0	0	0	0	0	3	1.0	
Charleston So.	11/27/2024		17:01	2-4	.500	0-0	.000	2-4	.500	2	2	4	2.6	4	0	1	0	0	0	6	2.0	
Central Ark.	11/30/2024		13:37	0-1	.000	0-1	.000	0-0	.000	1	2	3	2.7	2	0	0	0	0	0	0	1.7	
at Oklahoma	12/03/2024		00:30	0-0	.000	0-0	.000	0-0	.000	0	0	0	2.3	0	0	0	0	0	0	0	1.4	
at North Carolina	12/07/2024		03:25	0-0	.000	0-0	.000	0-0	.000	0	0	0	2.0	0	0	0	0	0	0	0	1.3	
Duke	12/21/2024		13:55	2-2	1.000	0-0	.000	0-0	.000	0	4	4	2.2	2	0	1	1	1	4	1.6		
Alabama A&M	12/28/2024		18:60	4-5	.800	0-0	.000	0-0	.000	3	3	6	2.6	3	0	0	2	0	8	2.2		
Notre Dame	12/31/2024		13:44	1-2	.500	0-0	.000	0-0	.000	0	1	1	2.5	1	0	0	1	0	2	2.2		
Boston College	01/04/2025		23:13	1-2	.500	0-0	.000	0-4	.000	0	6	6	2.8	3	1	1	4	0	2	2.2		
at Syracuse	01/07/2025		16:42	0-1	.000	0-0	.000	0-0	.000	1	3	4	2.8	3	0	0	0	1	0	2.0		
at SMU	01/11/2025		15:43	1-1	1.000	0-0	.000	0-0	.000	0	0	0	2.6	4	1	1	0	0	2	2.0		
Clemson	01/14/2025	*	21:29	0-1	.000	0-0	.000	0-0	.000	2	4	6	2.9	4	0	0	1	0	0	1.9		
at Florida St.	01/18/2025	*	27:15	1-1	1.000	0-0	.000	0-2	.000	1	1	2	2.8	4	0	2	0	0	2	1.9		
Virginia Tech	01/22/2025	*	31:49	2-3	.667	0-0	.000	1-2	.500	1	4	5	2.9	1	1	1	1	0	5	2.1		
at Notre Dame	01/28/2025	*	24:17	2-4	.500	0-0	.000	0-0	.000	2	3	5	3.1	3	0	1	3	1	4	2.2		
Louisville	02/01/2025	*	24:30	2-2	1.000	0-0	.000	0-3	.000	1	4	5	3.2	3	1	0	0	0	4	2.3		
at Clemson	02/04/2025	*	42:30	3-4	.750	0-0	.000	3-6	.500	7	5	12	3.6	3	0	1	0	1	9	2.6		
at Virginia	02/08/2025	*	33:07	2-3	.667	0-0	.000	0-0	.000	0	2	2	3.5	4	0	0	0	1	4	2.7		
Stanford	02/12/2025	*	27:26	2-4	.500	0-0	.000	0-0	.000	1	3	4	3.5	3	1	1	0	1	4	2.7		
California	02/15/2025	*	21:12	1-2	.500	0-0	.000	0-2	.000	1	4	5	3.6	1	1	1	1	0	2	2.7		
at Boston College	02/22/2025	*	23:01	2-3	.667	0-0	.000	0-1	.000	1	3	4	3.6	1	0	0	0	0	4	2.8		
at Pittsburgh	02/25/2025	*	10:41	0-1	.000	0-0	.000	0-0	.000	1	1	2	3.6	1	0	0	0	0	0	2.6		
NC State	03/01/2025	*	09:29	1-2	.500	0-0	.000	0-0	.000	0	1	1	3.5	4	0	0	0	0	2	2.6		
Miami (FL)	03/04/2025	*	19:54	3-5	.600	0-0	.000	0-0	.000	3	3	6	3.6	1	0	1	2	0	6	2.7		
at Wake Forest	03/08/2025	*	26:37	3-7	.429	0-0	.000	2-2	1.000	3	8	11	3.8	3	0	1	1	1	8	2.9		
vs Virginia	03/12/2025		11:03	1-1	1.000	0-0	.000	0-0	.000	1	0	1	3.7	1	1	1	0	0	2	2.9		
vs Duke	03/13/2025		03:40	0-0	.000	0-0	.000	0-0	.000	0	0	0	3.6	2	0	0	0	0	0	2.8		
Totals			14 509:44	37-62	.597	0-1	.000	10-32	.313	36	72	108	3.6	67	7	16	17	7	84	2.8		

Player Averages

Games Played	Minutes/game	Points/game	FG Pct	3FG Pct	FT Pct	Rebounds/game	Assists/game	Turnovers/game	Assist/Turnover ratio	Steals/game	Blocks/game
30	17.0	2.8	59.7	0.0	31.3	3.6	0.2	0.5	0.4	0.2	0.6

CAREER STATS AND GAME HIGHS

SQUARE, Ibrahim				Field Goals		3-Point		F-Throws		Rebounds								Scoring		
SEASON	TEAM	GP-GS	MIN/AVG	FG-FGA	FG%	3FG-3FGA	3FG%	FT-FTA	FT%	OFF	DEF	TOT	AVG	PF-FO	A	TO	BLK	STL	PTS	AVG
2024-25	GaTech	30-14	510/17.0	37-62	.597	0-1	.000	10-32	.313	36	72	108	3.6	67-0	7	16	17	7	84	2.8
TOTAL		30-14	510/17.0	37-62	.597	0-1	.000	10-32	.313	36	72	108	3.6	67-0	7	16	17	7	84	2.8

Single Game Highs

Statistic	Value
Points	9 at Clemson 02/04/25
Rebounds	12 at Clemson 02/04/25
Assists	1 7 times
Steals	1 7 times
Blocks	4 vs Boston College 01/04/25
FG Made	4 vs Alabama A&M 12/28/24
FG Attempts	7 at Wake Forest 03/08/25
3FG Attempts	1 vs Central Ark. 11/30/24
FT Made	3 at Clemson 02/04/25
FT Attempts	6 at Clemson 02/04/25

BIO UPDATES

DARRION SUTTON

10

Forward • 6-8 • 205 • Freshman • St. Charles, Mo. • Overtime Elite (Atlanta)

• Four-star forward prospect from the St. Louis, Mo., area who spent his senior year at Overtime Elite in Atlanta after his game and his recruitment took off over the summer of 2023

• Left-handed shooter ... First name pronounced "DARE-ee-on"



• Saw limited court time in the first three months of the season, seeing action in just 7 of Tech's first 23 games (54 total minutes) until February when injuries severely reduced Tech's rotation

• Averaged nearly 15 minutes in Tech's last 12 games, making 1 start vs. Stanford on Feb. 12

• Scored 4 points with 4 rebounds and 2 assists at Virginia ... Got his first collegiate start vs. Stanford, and had 2 points (on FT with 30 seconds remaining), 4 rebounds, 1 assist and 1 block in 33:26 ... Took 3 rebounds vs NC State ... 2 points, 2 boards, 2 assists vs. Miami

• Scored 8 points with 5 rebounds in 2 ACC Tournament games ... Hit the first 2 3-point FG of his career vs. Duke in the quarterfinals

• Saw more court time in the 3 games around the holiday (UMBC, Duke, Alabama A&M), averaging around 12 minutes, scoring 8 points with 7 rebounds

• Played in the opener against West Georgia, then missed 8 games with an injury, returned to play 3 minutes vs. Northwestern

GAME-BY-GAME STATISTICS

#10 SUTTON, Darriion

Opponent	Date	GS	MIN	Total		3-Pointers		Free throws		Rebounds				PF	A	TO	BLK	STL	PTS	AVG
				FG-FGA	PCT	3FG-3FGA	PCT	FT-FTA	PCT	OFF	DEF	TOT	AVG							
West Ga.	11/06/2024		06:33	0-1	.000	0-1	.000	0-0	.000	0	0	0	0.0	2	0	1	0	0	0	0.0
vs Northwestern	12/15/2024		03:15	0-0	.000	0-0	.000	0-0	.000	0	0	0	0.0	0	0	0	0	0	0	0.0
UMBC	12/18/2024		11:20	1-1	1.000	0-0	.000	2-4	.500	1	2	3	1.0	1	0	0	1	0	4	1.3
Duke	12/21/2024		11:52	0-1	.000	0-1	.000	1-2	.500	0	0	0	0.8	0	0	0	0	0	1	1.3
Alabama A&M	12/28/2024		13:25	0-1	.000	0-0	.000	3-4	.750	0	4	4	1.4	0	1	0	1	2	3	1.6
Virginia Tech	01/22/2025		04:12	0-2	.000	0-0	.000	0-0	.000	0	0	0	1.2	0	0	0	0	1	0	1.3
at Clemson	02/04/2025		03:59	0-0	.000	0-0	.000	0-0	.000	0	0	0	1.0	3	0	0	0	0	0	1.1
at Virginia	02/08/2025		22:56	2-6	.333	0-2	.000	0-0	.000	1	3	4	1.4	0	2	1	1	1	4	1.5
Stanford	02/12/2025	*	33:36	0-2	.000	0-1	.000	2-2	1.000	1	3	4	1.7	2	1	1	1	0	2	1.6
California	02/15/2025		13:20	0-0	.000	0-0	.000	0-0	.000	0	1	1	1.6	1	1	0	0	0	0	1.4
at Boston College	02/22/2025		08:35	0-0	.000	0-0	.000	0-0	.000	0	1	1	1.5	3	0	1	0	0	0	1.3
at Pittsburgh	02/25/2025		09:47	0-0	.000	0-0	.000	0-0	.000	0	0	0	1.4	1	0	0	1	0	0	1.2
NC State	03/01/2025		10:08	0-2	.000	0-0	.000	0-0	.000	0	3	3	1.5	2	0	0	0	0	0	1.1
Miami (FL)	03/04/2025		16:36	1-3	.333	0-0	.000	0-0	.000	1	1	2	1.6	3	2	0	0	0	2	1.1
at Wake Forest	03/08/2025		14:07	0-2	.000	0-1	.000	0-0	.000	0	1	1	1.5	1	2	0	0	0	0	1.1
vs Virginia	03/12/2025		07:25	1-2	.500	0-0	.000	0-0	.000	1	1	2	1.6	0	0	0	0	0	2	1.1
vs Duke	03/13/2025		14:31	2-2	1.000	2-2	1.000	0-0	.000	0	3	3	1.6	2	0	1	0	0	6	1.4
Jacksonville St.	03/18/2025		09:59	0-3	.000	0-1	.000	0-0	.000	0	0	0	1.6	1	1	0	0	1	0	1.3
Totals			1 215:36	7-28	.250	2-9	.222	8-12	.667	5	23	28	1.6	22	10	5	5	5	24	1.3

Player Averages

Games Played	Minutes/ game	Points/ game	FG Pct	3FG Pct	FT Pct	Rebounds/ game	Assists/ game	Turnovers/ game	Assist/Turnover ratio	Steals/ game	Blocks/ game
18	12.0	1.3	25.0	22.2	66.7	1.6	0.6	0.3	2.0	0.3	0.3

CAREER STATS AND GAME HIGHS

SUTTON, Darriion

SEASON	TEAM	GP-GS	MIN/AVG	Field Goals		3-Point		F-Throws		Rebounds				Scoring						
				FG-FGA	FG%	3FG-3FGA	3FG%	FT-FTA	FT%	OFF	DEF	TOT	AVG	PF-FO	A	TO	BLK	STL	PTS	AVG
2024-25	GaTech	18-1	216/12.0	7-28	.250	2-9	.222	8-12	.667	5	23	28	1.6	22-0	10	5	5	5	24	1.3
TOTAL		18-1	216/12.0	7-28	.250	2-9	.222	8-12	.667	5	23	28	1.6	22-0	10	5	5	5	24	1.3

Single Game Highs

Statistic	Value
Points	6 vs Duke 03/13/25
Rebounds	4 vs Alabama A&M 12/28/24, at Virginia 02/08/25, vs Stanford 02/12/25
Assists	2 at Virginia 02/08/25, vs Miami (FL) 03/04/25, at Wake Forest 03/08/25
Steals	2 vs Alabama A&M 12/28/24
Blocks	1 5 times
FG Made	2 at Virginia 02/08/25, vs Duke 03/13/25
FG Attempts	6 at Virginia 02/08/25
3FG Made	2 vs Duke 03/13/25
3FG Attempts	2 at Virginia 02/08/25, vs Duke 03/13/25
FT Made	3 vs Alabama A&M 12/28/24
FT Attempts	4 vs UMBC 12/18/24, vs Alabama A&M 12/28/24

BIO UPDATES

LANCE TERRY

Guard • 6-2 • 200 • Redshirt Senior • College Park, Ga. • The Heritage School / Gardner-Webb

• Experienced and versatile guard who returned from a red-shirt year in 2023-24 ... Recovered from a pre-season injury that forced him to miss the first eight games of last season, but elected to red-shirt and return to action in 2024-25



- Tech's top outside shooting threat who also attacks the basket with authority, and is the team's top perimeter defender
- Overcame a wrist injury that caused him to miss 3 games and hampered him in others during the final 2 months of the season to finish his career strong ... Played 36 minutes or more 8 times in Tech's final 9 games, and played all 80 minutes in Tech's 2 ACC Tournament games
- Averaged 14 points in Tech's last 9 games (after Virginia), including a career-high 31 in his final regular-season home game against Miami ... Hit a career-high 12 field goals in 19 attempts, 6-of-11 from 3-point range, and added 4 assists and 7 rebounds vs. the Hurricanes
- Also scored 15 at Boston College, 20 at Pittsburgh (14-of-16 from the free throw line) and 15 vs. NC State (3-of-8 on 3-pt FG, 4 reb, 3 ast)
- Scored 23 points at FSU (1/18) and 23 vs. Louisville (2/1) in between missed games
- In all games: finished as Tech's scoring leader at a career-high 14.5 points per game while hitting 42.6% of his shots from the floor, 35.8% from 3-point range and 70.7% from the foul line ... was 2nd on the team in steals (36)
- In ACC games: averaged 14.6 points, connected on 40.1% from the floor, 31.6% from 3-point range and 68.6% from the foul line ... Also had 30 assists and 20 steals
- Scored 20-plus points in 9 games, 6 times in ACC games (22 points in Tech's ACC opener at North Carolina, 23 at Florida State, 23 vs. Louisville, 20 vs. Boston College, 20 at Pitt, 31 vs. Miami)
- Prolific and accurate 3-point shooter who made 5 or more threes in a game 4 times, and ranked among the ACC's top 10 in 3-pointers made per game (2.23), total 3-pointers made (69) and attempted (193)
- Scored in double digits in all but 8 games and led the Jackets in scoring 10 times
- Scored 745 points in two full seasons at Tech, compared to 593 in two-plus seasons at Gardner-Webb ... Finished his college career with 1,343 career points and 204 career 3-point field goals
- Played in 115 games in his college career, 60 of them at Tech, and made 84 career starts (47 at Tech) ... Converted 36.7% of his 3-point field goals and 78.1% of his free throws in 5 college seasons

GAME-BY-GAME STATISTICS

#0 TERRY, Lance

Opponent	Date	GS	MIN	Total		3-Pointers		Free throws		Rebounds				PF	A	TO	BLK	STL	PTS	AVG	
				FG-FGA	PCT	3FG-3FGA	PCT	FT-FTA	PCT	OFF	DEF	TOT	AVG								
West Ga.	11/06/2024		23:32	4-7	.571	1-3	.333	0-0	.000	1	2	3	3.0	3	1	1	0	0	9	9.0	
North Florida	11/10/2024		25:01	5-10	.500	4-7	.571	0-0	.000	0	3	3	3.0	2	1	3	0	1	14	11.5	
Texas Southern	11/12/2024		24:38	3-8	.375	2-7	.286	5-6	.833	1	0	1	2.3	2	2	1	0	0	13	12.0	
Georgia	11/15/2024		24:49	7-11	.636	2-5	.400	4-4	1.000	0	3	3	2.5	4	2	0	0	0	20	14.0	
Cincinnati	11/23/2024		29:06	2-11	.182	0-4	.000	3-4	.750	1	0	1	2.2	0	0	2	0	2	7	12.6	
Charleston So.	11/27/2024	*	36:40	7-10	.700	0-0	.000	1-3	.333	0	5	5	2.7	4	4	0	0	5	15	13.0	
Central Ark.	11/30/2024	*	35:51	8-14	.571	5-10	.500	4-4	1.000	1	1	2	2.6	3	1	0	1	3	25	14.7	
at Oklahoma	12/03/2024	*	37:07	5-14	.357	3-7	.429	1-1	1.000	1	2	3	2.6	1	0	2	0	0	14	14.6	
at North Carolina	12/07/2024	*	38:11	5-19	.263	5-13	.385	7-8	.875	1	3	4	2.8	4	2	2	0	1	22	15.4	
vs Northwestern	12/15/2024	*	34:28	7-16	.438	2-7	.286	1-2	.500	1	3	4	2.9	0	2	3	1	0	17	15.6	
UMBC	12/18/2024	*	34:12	5-10	.500	3-5	.600	2-2	1.000	1	4	5	3.1	3	3	4	0	1	15	15.5	
Duke	12/21/2024	*	31:36	3-9	.333	1-4	.250	0-0	.000	0	0	0	2.8	1	0	0	0	1	7	14.8	
Alabama A&M	12/28/2024	*	32:17	8-14	.571	5-8	.625	1-2	.500	0	3	3	2.8	0	2	1	0	1	22	15.4	
Notre Dame	12/31/2024	*	31:38	5-6	.833	2-3	.667	2-4	.500	1	1	2	2.8	0	0	0	0	2	14	15.3	
Boston College	01/04/2025	*	32:34	7-12	.583	2-5	.400	4-8	.500	1	1	2	2.7	2	3	1	0	4	20	15.6	
at Syracuse	01/07/2025	*	34:48	6-13	.462	3-8	.375	3-4	.750	0	1	1	2.6	0	1	3	2	1	18	15.8	
at SMU	01/11/2025	*	30:11	5-15	.333	0-6	.000	0-0	.000	1	3	4	2.7	4	4	3	1	0	10	15.4	
at Florida St.	01/18/2025	*	38:33	9-17	.529	2-6	.333	3-4	.750	0	1	1	2.6	1	2	2	0	1	23	15.8	
at Notre Dame	01/28/2025	*	36:11	3-6	.500	1-2	.500	0-0	.000	0	2	2	2.6	4	1	0	0	1	7	15.4	
Louisville	02/01/2025	*	36:39	9-20	.450	4-9	.444	1-2	.500	0	1	1	2.5	2	0	2	0	2	23	15.8	
at Clemson	02/04/2025	*	52:16	5-21	.238	2-10	.200	0-0	.000	1	9	10	2.9	2	1	2	1	2	12	15.6	
at Virginia	02/08/2025	*	32:06	0-4	.000	0-1	.000	0-2	.000	1	2	3	2.9	1	1	0	0	0	0	14.9	
California	02/15/2025	*	38:53	4-10	.400	1-5	.200	0-0	.000	0	1	1	2.8	1	2	0	0	0	9	14.6	
at Boston College	02/22/2025	*	38:09	3-12	.250	1-6	.167	8-9	.889	1	1	2	2.8	3	2	2	0	1	15	14.6	
at Pittsburgh	02/25/2025	*	40:00	6-14	.429	2-9	.222	6-7	.857	2	3	5	2.8	3	2	0	0	2	20	14.8	
NC State	03/01/2025	*	36:23	6-15	.400	3-8	.375	0-1	.000	2	2	4	2.9	4	3	1	0	1	15	14.8	
Miami (FL)	03/04/2025	*	39:18	12-19	.632	6-11	.545	1-2	.500	2	5	7	3.0	1	4	4	0	1	31	15.4	
at Wake Forest	03/08/2025	*	26:18	1-10	.100	1-8	.125	0-0	.000	1	2	3	3.0	4	2	4	0	0	3	15.0	
vs Virginia	03/12/2025	*	40:00	1-8	.125	1-3	.333	1-2	.500	1	5	6	3.1	3	0	0	0	1	4	14.6	
vs Duke	03/13/2025	*	40:00	5-11	.455	2-4	.500	0-1	.000	0	4	4	3.2	4	0	2	0	0	12	14.5	
Jacksonville St.	03/18/2025	*	37:51	6-14	.429	3-9	.333	0-0	.000	2	2	4	3.2	1	3	0	0	2	15	14.5	
Totals			26	1069:16	162-380	.426	69-193	.358	58-82	.707	24	75	99	3.2	67	51	45	6	36	451	14.5

Player Averages

Games Played	Minutes/game	Points/game	FG Pct	3FG Pct	FT Pct	Rebounds/game	Assists/game	Turnovers/game	Assist/Turnover ratio	Steals/game	Blocks/game
31	34.5	14.5	42.6	35.8	70.7	3.2	1.6	1.5	1.1	1.2	0.2

CAREER STATS AND GAME HIGHS

TERRY, Lance

SEASON	TEAM	GP-GS	MIN/AVG	Field Goals		3-Point		F-Throws		Rebounds				Scoring						
				FG-FGA	FG%	3FG-3FGA	3FG%	FT-FTA	FT%	OFF	DEF	TOT	AVG	PF-FO	A	TO	BLK	STL	PTS	AVG
2019-20	GW	15-0	161/10.7	18-49	.367	13-38	.342	4-7	.571	0	22	22	1.5	21-0	5	13	3	7	53	3.5
2020-21	GW	9-6	201/22.4	31-64	.484	18-41	.439	23-25	.920	3	15	18	2.0	22-0	5	8	1	5	103	11.4
2021-22	GW	31-31	972/31.4	158-344	.459	57-163	.350	69-85	.812	26	80	106	3.4	69-1	37	44	12	32	442	14.3
2022-23	GaTech	29-21	857/29.6	106-252	.421	47-121	.388	35-43	.814	15	67	82	2.8	59-2	36	27	6	18	294	10.1
2024-25	GaTech	31-26	1069/34.5	162-380	.426	69-193	.358	58-82	.707	24	75	99	3.2	67-0	51	45	6	36	451	14.5
TOTAL FOR GaTech		60-47	1926/32.1	268-632	.424	116-314	.369	93-125	.744	39	142	181	3.0	126-2	87	72	12	54	745	12.4
TOTAL		115-84	3260/28.4	475-1089	.436	204-556	.367	189-242	.781	68	259	327	2.8	238-3	134	137	28	98	1343	11.7

Single Game Highs

Statistic	Value
Points	31 vs Miami (FL) 03/04/25
Rebounds	10 at Clemson 02/04/25
Assists	4 4 times
Steals	5 vs Charleston So. 11/27/24
Blocks	2 4 times
FG Made	12 vs Miami (FL) 03/04/25
FG Attempts	21 at Clemson 02/04/25
3FG Made	7 at Syracuse 02/28/23
3FG Attempts	13 at North Carolina 12/07/24
FT Made	9 at Hampton 12/30/20
FT Attempts	9 at Campbell 02/09/22, at Boston College 02/22/25, at Hampton 12/30/20

BIO UPDATES

EMMER NICHOLS

35

Forward • 6-6 • 223 • Redshirt Sophomore • Woodside, Calif. • Sacred Heart Preparatory School

- Non-scholarship player who joined the Tech program for the fall, 2022 semester ... Redshirted the 2022-23 season
- Played in 8 games in his career, 6 this season ... Scored his first points of this season against Alabama A&M Dec. 28, and made his first three-point field goal March 1 vs. NC State
- Suffered a broken leg on Jan. 19 of last season and was sidelined the remainder of the season



- Versatile player and left-handed shooter who is skilled in all facets of the game
- No. 42-ranked player in the state of California according to Max Preps
- Played four years at Sacred Heart Preparatory School, serving two years as team captain
- Helped Sacred Heart to a pair of league championships, including a Central Coast Section title in 2021
- As a senior, led SHP to a 25-5 record overall as a senior and 14-0 mark in its league
- Earned second-team Central Coast Section WBAL all-league, first-team all-league in 2020 and 2022 (MVP and defensive player of the year in 2022)

GAME-BY-GAME STATISTICS

#35 NICHOLS, Emmer

Opponent	Date	GS	MIN	Total		3-Pointers		Free throws		Rebounds				PF A TO BLK STL PTS AVG							
				FG-FGA	PCT	3FG-3FGA	PCT	FT-FTA	PCT	OFF	DEF	TOT	AVG	PF	A	TO	BLK	STL	PTS	AVG	
Cincinnati	11/23/2024		00:53	0-0	.000	0-0	.000	0-0	.000	0	0	0	0.0	0	0	0	0	0	0	0	0.0
Alabama A&M	12/28/2024		03:26	1-2	.500	0-0	.000	0-0	.000	1	1	2	1.0	0	0	1	1	0	2	1.0	
at Virginia	02/08/2025		01:04	0-0	.000	0-0	.000	0-0	.000	0	0	0	0.0	0	0	1	0	0	0	0.0	
NC State	03/01/2025		01:28	1-1	1.000	1-1	1.000	0-0	.000	0	0	0	0.5	0	0	0	0	0	3	1.3	
Miami (FL)	03/04/2025		01:42	0-0	.000	0-0	.000	0-0	.000	0	0	0	0.0	0	0	2	0	0	0	1.0	
at Wake Forest	03/08/2025		01:53	0-0	.000	0-0	.000	0-0	.000	0	0	0	0.3	0	0	0	0	0	0	0.8	
Totals		0	10:26	2-3	.667	1-1	1.000	0-0	.000	1	1	2	0.3	0	0	4	1	0	5	0.8	

Player Averages

Games Played	Minutes/game	Points/game	FG Pct	3FG Pct	FT Pct	Rebounds/game	Assists/game	Turnovers/game	Assist/Turnover ratio	Steals/game	Blocks/game
6	1.7	0.8	66.7	100.0	0.0	0.3	0.0	0.7	0.0	0.0	0.2

CAREER STATS AND GAME HIGHS

NICHOLS, Emmer

			Field Goals		3-Point		F-Throws		Rebounds								Scoring			
SEASON	TEAM	GP-GS	MIN/AVG	FG-FGA	FG%	3FG-3FGA	3FG%	FT-FTA	FT%	OFF	DEF	TOT	AVG	PF-FO	A	TO	BLK	STL	PTS	AVG
2023-24	GaTech	2-0	4/2.0	0-0	.000	0-0	.000	0-0	.000	1	3	4	2.0	0-0	0	0	0	0	0	0.0
2024-25	GaTech	6-0	10/1.7	2-3	.667	1-1	1.000	0-0	.000	1	1	2	0.3	0-0	0	4	1	0	5	0.8
TOTAL		8-0	15/1.8	2-3	.667	1-1	1.000	0-0	.000	2	4	6	0.8	0-0	0	4	1	0	5	0.6

Single Game Highs

Statistic	Value
Points	3 vs NC State 03/01/25
Rebounds	3 vs Alabama A&M 12/09/23
Blocks	1 vs Alabama A&M 12/28/24
FG Made	1 vs NC State 03/01/25, vs Alabama A&M 12/28/24
FG Attempts	2 vs Alabama A&M 12/28/24
3FG Made	1 vs NC State 03/01/25

MARCOS SAN MIGUEL

5

Guard • 6-4 • 203 • Sophomore • Atlanta, Ga. • Campbell HS

- Second-year non-scholarship student-athlete from Campbell High School in Smyrna
- Has seen action in 6 games in his career, 5 this season ... Scored the first points of his college career in the most recent meeting on Dec. 28, hitting 2-of-5 shots from the floor



- Four-year varsity letterwinner in basketball at Campbell High School, serving as team captain three years ... Helped the Spartans to a 17-12 overall record as a senior
- Graduated from Campbell with a 4.77 weighted GPA ... Also served in IB Leadership Core Team, Human Rights Club (Vice President), Interact Service Club, Chess Club, Academic Quiz Bowl, National Honor Society, Spanish Honor Society, Campbell Fellowship
- Gold Scholar at Georgia Tech enrolled in computer science with a minor in Spanish
- Officiates youth basketball in his spare time for East Marietta Basketball, Inc. ... Founded and leads organization called Take a Charge National Fundraising Campaign, in which he seeks donations for each charge he takes in basketball games, originating to raise funds for a friend who suffered a traumatic brain injury playing football, with additional funds directed toward people in need

GAME-BY-GAME STATISTICS

#33 SAN MIGUEL, Marcos

Opponent	Date	GS	MIN	Total		3-Pointers		Free throws		Rebounds				PF	A	TO	BLK	STL	PTS	AVG
				FG-FGA	PCT	3FG-3FGA	PCT	FT-FTA	PCT	OFF	DEF	TOT	AVG							
Alabama A&M	12/28/2024		03:26	2-5	.400	0-0	.000	0-0	.000	0	0	0	0.0	0	0	1	0	0	4	4.0
at Virginia	02/08/2025		01:04	0-0	.000	0-0	.000	0-0	.000	0	0	0	0.0	0	0	0	0	0	0	2.0
NC State	03/01/2025		01:28	0-0	.000	0-0	.000	0-0	.000	0	0	0	0.0	0	0	1	0	0	0	1.3
Miami (FL)	03/04/2025		00:42	0-0	.000	0-0	.000	0-0	.000	0	0	0	0.0	0	0	0	0	0	0	1.0
at Wake Forest	03/08/2025		01:53	0-0	.000	0-0	.000	0-0	.000	0	0	0	0.0	0	0	0	0	0	0	0.8
Totals		0	08:33	2-5	.400	0-0	.000	0-0	.000	0	0	0	0.0	0	0	2	0	0	4	0.8

Player Averages

Games Played	Minutes/game	Points/game	FG Pct	3FG Pct	FT Pct	Rebounds/game	Assists/game	Turnovers/game	Assist/Turnover ratio	Steals/game	Blocks/game
5	1.7	0.8	40.0	0.0	0.0	0.0	0.0	0.4	0.0	0.0	0.0

CAREER STATS AND GAME HIGHS

SAN MIGUEL, Marcos

			Field Goals		3-Point		F-Throws		Rebounds								Scoring			
SEASON	TEAM	GP-GS	MIN/AVG	FG-FGA	FG%	3FG-3FGA	3FG%	FT-FTA	FT%	OFF	DEF	TOT	AVG	PF-FO	A	TO	BLK	STL	PTS	AVG
2023-24	GaTech	1-0	2/1.9	0-2	.000	0-1	.000	0-0	.000	1	0	1	1.0	0-0	0	1	0	0	0	0.0
2024-25	GaTech	5-0	9/1.7	2-5	.400	0-0	.000	0-0	.000	0	0	0	0.0	0-0	0	2	0	0	4	0.8
TOTAL		6-0	10/1.7	2-7	.286	0-1	.000	0-0	.000	1	0	1	0.2	0-0	0	3	0	0	4	0.7

Single Game Highs

Statistic	Value
Points	4 vs Alabama A&M 12/28/24
Rebounds	1 vs Alabama A&M 12/09/23
FG Made	2 vs Alabama A&M 12/28/24
FG Attempts	5 vs Alabama A&M 12/28/24
3FG Attempts	1 vs Alabama A&M 12/09/23

BIO UPDATES

DYLLAN THOMPSON

32

Guard/Forward • 6-7 • 215 • Freshman • Sugar Land, Texas • Second Baptist HS

- Non-scholarship wing player who committed to the Yellow Jackets in June of 2024 and enrolled for the fall semester as a freshman

- Attended Second Baptist School in Houston his junior and senior years

- Led his team in scoring at 18 points per game, and averaged 7.3 rebounds and 2.5 assists per game as a senior,

helping the Eagles post a 29-9 overall record and a 13-1 mark in their district

- Also connected on 35 percent of his three-point tries (175 attempts) and 80 percent of his free throws

- Made the all-tournament team for the Texas Association of Private and Parochial Schools post-season tournament

- Selected second-team all-state and first-team all-district as a junior

- Also competed in the high jump for Second Baptist's track and field team

- Played for John Lucas' Nike EYBL team, JL3 ... Participated in the 2023 NBPA Top 100 camp in Orlando, Fla.

- Prior to Second Baptist, attended St. Anne's Belfield in Charlottesville, Va., where he averaged 3.2 points and 2.7 rebounds over 25 games in 2021-22

- Son of former USC All-American and 9-time WNBA all-star Tina Thompson





2024-25 SEASON STATISTICS AND RESULTS

Game Records

Record	Overall	Home	Away	Neutral
ALL GAMES	17-17	14-6	2-9	1-2
CONFERENCE	10-10	8-2	2-8	0-0
NON-CONFERENCE	7-7	6-4	0-1	1-2

Score by Periods

Team	1st	2nd	OT	TOT
Georgia Tech	1199	1250	36	2485
Opponents	1135	1305	31	2471

Team Box Score

No.	Player				Total		3-Point		F-Throw		Rebounds						A	TO	BLK	STL	PTS	AVG
		GP-GS	MIN	AVG	FG-FGA	FG%	3FG-3FGA	3FG%	FT-FTA	FT%	OFF	DEF	TOT	AVG	PF	DQ						
0	TERRY, Lance	31-26	1069:16	34.5	162-380	.426	69-193	.358	58-82	.707	24	75	99	3.2	67	0	51	45	6	36	451	14.5
11	NDONGO, Baye	34-34	1026:13	30.2	177-330	.536	7-19	.368	95-143	.664	95	209	304	8.9	104	5	53	82	39	35	456	13.4
1	GEORGE, Naithan	34-34	1209:38	35.6	149-379	.393	60-177	.339	60-76	.789	18	126	144	4.2	53	0	221	103	15	37	418	12.3
31	POWELL, Duncan	33-13	973:33	29.5	135-306	.441	53-148	.358	79-115	.687	54	124	178	5.4	58	1	26	39	14	21	402	12.2
2	MCCOLLUM, Javian	20-11	555:28	27.8	78-182	.429	34-95	.358	47-54	.870	4	50	54	2.7	27	1	72	37	3	25	237	11.9
14	REEVES JR., Kowacie	6-6	143:11	23.9	22-57	.386	9-32	.281	3-5	.600	6	9	15	2.5	12	0	6	3	7	4	56	9.3
3	MUSTAF, Jaeden	26-10	634:08	24.4	72-183	.393	11-32	.344	60-84	.714	21	60	81	3.1	62	2	41	35	3	23	215	8.3
9	O'BRIEN, Luke	10-6	211:27	21.1	24-51	.471	9-28	.321	7-9	.778	12	32	44	4.4	23	1	6	8	2	2	64	6.4
45	ONWUCHEKWA, Doryan	10-8	181:46	18.2	15-45	.333	3-18	.167	2-10	.200	18	31	49	4.9	32	2	8	4	6	4	35	3.5
30	SQUARE, Ibrahim	30-14	509:44	17.0	37-62	.597	0-1	.000	10-32	.313	36	72	108	3.6	67	0	7	16	17	7	84	2.8
12	MUTOMBO, Ryan	15-7	151:03	10.1	16-34	.471	0-0	.000	2-5	.400	14	24	38	2.5	10	0	3	5	8	2	34	2.3
10	SUTTON, Darrion	18-1	215:36	12.0	7-28	.250	2-9	.222	8-12	.667	5	23	28	1.6	22	0	10	5	5	5	24	1.3
35	NICHOLS, Emmer	6-0	10:26	1.7	2-3	.667	1-1	1.000	0-0	.000	1	1	2	0.3	0	0	0	4	1	0	5	0.8
33	SAN MIGUEL, Marcos	5-0	08:33	1.7	2-5	.400	0-0	.000	0-0	.000	0	0	0	0.0	0	0	0	2	0	0	4	0.8
Team											63	55	118					26				
Total		34	6900		898-2045	.439	258-753	.343	431-627	.687	371	891	1262	37.1	537	12	504	414	126	201	2485	73.1
Opponents		34	6900		875-2079	.421	298-848	.351	423-584	.724	357	855	1212	35.6	555	11	482	375	127	242	2471	72.7

Team Statistics

	GATECH	OPP
Scoring	2485	2471
Points per game	73.1	72.7
Scoring margin	+0.4	-
Field goals-att	898-2045	875-2079
Field goal pct	.439	.421
3 point fg-att	258-753	298-848
3-point FG pct	.343	.351
3-pt FG made per game	7.6	8.8
Free throws-att	431-627	423-584
Free throw pct	.687	.724
F-Throws made per game	12.7	12.4
Rebounds	1262	1212
Rebounds per game	37.1	35.6
Rebounding margin	+1.5	-
Assists	504	482
Assists per game	14.8	14.2
Turnovers	414	375
Turnovers per game	12.2	11.0
Turnover margin	-1.1	-
Assist/turnover ratio	1.2	1.3
Steals	201	242
Steals per game	5.9	7.1
Blocks	126	127
Blocks per game	3.7	3.7
Winning streak	0	-
Home win streak	0	-
Attendance	86937	101156
Home games-Avg/Game	20-4347	11-9196
Neutral site-Avg/Game	-	3-7946

Team Results

Date	Opponent		Score	Att.
11/06/2024	West Ga.	W	85-62	3530
11/10/2024	North Florida	L	93-105	3553
11/12/2024	Texas Southern	W	81-62	3384
11/15/2024	Georgia	L	69-77	6622
11/23/2024	Cincinnati	L	58-81	4970
11/27/2024	Charleston So.	W	91-67	3414
11/30/2024	Central Ark.	W	87-68	3414
12/03/2024	at Oklahoma	L	61-76	7725
12/07/2024	at North Carolina	L	65-68	19020
12/15/2024	vs Northwestern	L	60-71	0
12/18/2024	UMBC	W	91-82	3494
12/21/2024	Duke	L	56-82	8005
12/28/2024	Alabama A&M	W	92-49	4430
12/31/2024	Notre Dame	W	86-75	4914
01/04/2025	Boston College	W	85-64	3949
01/07/2025	at Syracuse	L	55-62	13935
01/11/2025	at SMU	L	71-93	5526
01/14/2025	Clemson	L	59-70	4047
01/18/2025	at Florida St.	L	78-91	6751
01/22/2025	Virginia Tech	W	71-64	3668
01/28/2025	at Notre Dame	L	68-71	4262
02/01/2025	Louisville	W	77-70	6147
02/04/2025	at Clemson	Wot3	89-86	7913
02/08/2025	at Virginia	L	61-75	14637
02/12/2025	Stanford	W	60-52	3869
02/15/2025	California	Wot	90-88	4648
02/22/2025	at Boston College	L	54-69	6038
02/25/2025	at Pittsburgh	W	73-67	6355
03/01/2025	NC State	W	87-62	4491
03/04/2025	Miami (FL)	W	89-74	4765
03/08/2025	at Wake Forest	L	43-69	8994
03/12/2025	vs Virginia	W	66-60	9722
03/13/2025	vs Duke	L	70-78	14116
03/18/2025	Jacksonville St.	L	64-81	1623

2024-25 SEASON STATISTICS AND RESULTS - ACC ONLY

Game Records

Record	Overall	Home	Away	Neutral
ALL GAMES	10-10	8-2	2-8	0-0
CONFERENCE	10-10	8-2	2-8	0-0
NON-CONFERENCE	0-0	0-0	0-0	0-0

Score by Periods

Team	1st	2nd	OT	TOT
Georgia Tech	655	726	36	1417
Opponents	670	751	31	1452

Team Box Score

No.	Player				Total		3-Point		F-Throw		Rebounds											
		GP-GS	MIN	AVG	FG-FGA	FG%	3FG-3FGA	3FG%	FT-FTA	FT%	OFF	DEF	TOT	AVG	PF	DQ	A	TO	BLK	STL	PTS	AVG
0	TERRY, Lance	17-17	613:44	36.1	89-222	.401	36-114	.316	35-51	.686	14	38	52	3.1	37	0	30	26	4	20	249	14.6
11	NDONGO, Baye	20-20	650:31	32.5	112-206	.544	5-16	.313	59-89	.663	65	138	203	10.2	61	4	30	51	24	22	288	14.4
31	POWELL, Duncan	20-10	673:06	33.7	90-211	.427	38-104	.365	60-83	.723	35	72	107	5.4	40	1	14	27	7	17	278	13.9
1	GEORGE, Naithan	20-20	756:33	37.8	99-242	.409	37-107	.346	35-45	.778	13	81	94	4.7	28	0	130	67	12	22	270	13.5
2	MCCOLLUM, Javian	11-6	336:55	30.6	49-114	.430	20-58	.345	24-28	.857	2	27	29	2.6	12	0	41	18	1	17	142	12.9
3	MUSTAF, Jaeden	14-5	347:15	24.8	35-90	.389	5-15	.333	22-38	.579	9	23	32	2.3	37	2	15	20	2	12	97	6.9
30	SQUARE, Ibrahim	20-14	429:57	21.5	29-50	.580	0-0	.000	6-22	.273	25	60	85	4.3	49	0	6	12	15	7	64	3.2
45	ONWUCHEKWA, Doryan	1-1	18:43	18.7	1-5	.200	1-2	.500	0-0	.000	1	3	4	4.0	4	0	1	0	1	0	3	3.0
12	MUTOMBO, Ryan	11-5	99:25	9.0	7-19	.368	0-0	.000	0-1	.000	8	14	22	2.0	8	0	1	1	4	1	14	1.3
10	SUTTON, Darrion	11-1	149:08	13.6	3-18	.167	0-5	.000	3-4	.750	3	13	16	1.5	16	0	8	3	3	2	9	0.8
35	NICHOLS, Emmer	4-0	06:07	1.5	1-1	1.000	1-1	1.000	0-0	.000	0	0	0	0.0	0	0	0	3	0	0	3	0.8
9	O'BRIEN, Luke	1-1	13:28	13.5	0-2	.000	0-2	.000	0-0	.000	0	0	0	0.0	3	0	0	1	0	0	0	0.0
33	SAN MIGUEL, Marcos	4-0	05:07	1.3	0-0	.000	0-0	.000	0-0	.000	0	0	0	0.0	0	0	0	1	0	0	0	0.0
Team											41	26	67					16				
Total		20	4100		515-1180	.436	143-424	.337	244-361	.676	216	495	711	35.6	295	7	276	246	73	120	1417	70.9
Opponents		20	4100		527-1222	.431	175-499	.351	223-303	.736	222	499	721	36.1	321	7	301	225	78	146	1452	72.6

Team Statistics

	GATECH	OPP
Scoring	1417	1452
Points per game	70.9	72.6
Scoring margin	-1.8	-
Field goals-att	515-1180	527-1222
Field goal pct	.436	.431
3 point fg-att	143-424	175-499
3-point FG pct	.337	.351
3-pt FG made per game	7.2	8.8
Free throws-att	244-361	223-303
Free throw pct	.676	.736
F-Throws made per game	12.2	11.2
Rebounds	711	721
Rebounds per game	35.6	36.1
Rebounding margin	-0.5	-
Assists	276	301
Assists per game	13.8	15.1
Turnovers	246	225
Turnovers per game	12.3	11.3
Turnover margin	-1.1	-
Assist/turnover ratio	1.1	1.3
Steals	120	146
Steals per game	6.0	7.3
Blocks	73	78
Blocks per game	3.7	3.9
Winning streak	0	-
Home win streak	6	-
Attendance	48503	93431
Home games-Avg/Game	10-4850	10-9343
Neutral site-Avg/Game	-	0-0

Team Results

Date	Opponent		Score	Att.
12/07/2024	at North Carolina	L	65-68	19020
12/21/2024	Duke	L	56-82	8005
12/31/2024	Notre Dame	W	86-75	4914
01/04/2025	Boston College	W	85-64	3949
01/07/2025	at Syracuse	L	55-62	13935
01/11/2025	at SMU	L	71-93	5526
01/14/2025	Clemson	L	59-70	4047
01/18/2025	at Florida St.	L	78-91	6751
01/22/2025	Virginia Tech	W	71-64	3668
01/28/2025	at Notre Dame	L	68-71	4262
02/01/2025	Louisville	W	77-70	6147
02/04/2025	at Clemson	Wot3	89-86	7913
02/08/2025	at Virginia	L	61-75	14637
02/12/2025	Stanford	W	60-52	3869
02/15/2025	California	Wot	90-88	4648
02/22/2025	at Boston College	L	54-69	6038
02/25/2025	at Pittsburgh	W	73-67	6355
03/01/2025	NC State	W	87-62	4491
03/04/2025	Miami (FL)	W	89-74	4765
03/08/2025	at Wake Forest	L	43-69	8994

GAME NOTES

2024-25 SEASON STATISTICS - POINTS/REBOUNDS/ASSISTS

Opponent	Date	Score		0	1	2	3	9	10	11	12	14	30	31
				TERRY, LANC	GEORGE, NAI	MCCOLLUM, J	MUSTAF, JAE	O'BRIEN, LU	SUTTON, DAR	NDONGO, BAY	MUTOMBO, RY	REEVES JR.	SOUARE, IBR	POWELL, DUN
West Ga.	11/06/2024	85-62	W	9-3-1	7-1-7	18-4-5	4-2-2	8-10-1	0-0-0	10-7-4	DNP	15-4-0	1-3-0	9-1-0
North Florida	11/10/2024	93-105	L	14-3-1	5-6-7	14-3-6	DNP	15-8-1	DNP	20-10-3	DNP	17-1-3	DNP	4-6-1
Texas Southern	11/12/2024	81-62	W	13-1-2	16-3-6	14-5-1	DNP	DNP	DNP	19-11-1	DNP	15-7-3	0-5-0	4-2-0
Georgia	11/15/2024	69-77	L	20-3-2	6-0-3	13-4-3	1-3-1	6-6-0	DNP	14-4-0	DNP	2-0-0	0-0-0	DNP
Cincinnati	11/23/2024	58-81	L	7-1-0	13-0-1	5-2-2	2-1-3	4-5-0	DNP	5-6-1	DNP	3-1-0	3-1-0	10-3-0
Charleston So.	11/27/2024	91-67	W	15-5-4	17-4-7	DNP	16-3-2	3-3-1	DNP	17-8-1	DNP	4-2-0	6-4-0	7-8-1
Central Ark.	11/30/2024	87-68	W	25-2-1	16-4-11	DNP	18-4-2	8-2-1	DNP	13-9-0	DNP	DNP	0-3-0	3-9-2
at Oklahoma	12/03/2024	61-76	L	14-3-0	8-0-5	DNP	16-2-2	7-4-1	DNP	4-4-0	DNP	DNP	0-0-0	11-12-1
at North Carolina	12/07/2024	65-68	L	22-4-2	12-8-4	DNP	6-4-1	0-0-0	DNP	19-12-1	DNP	DNP	0-0-0	3-2-0
vs Northwestern	12/15/2024	60-71	L	17-4-2	3-7-7	3-2-2	11-6-0	6-2-0	0-0-0	4-5-0	10-7-1	DNP	DNP	6-5-2
UMBC	12/18/2024	91-82	W	15-5-3	18-3-8	5-1-3	15-5-5	7-4-1	4-3-0	17-9-4	6-7-0	DNP	DNP	4-4-0
Duke	12/21/2024	56-82	L	7-0-0	4-3-4	6-0-3	5-1-1	DNP	1-0-0	14-1-4	2-6-0	DNP	4-4-0	13-5-0
Alabama A&M	12/28/2024	92-49	W	22-3-2	4-6-9	18-1-2	13-7-6	DNP	3-4-1	10-6-4	2-2-1	DNP	8-6-0	6-7-2
Notre Dame	12/31/2024	86-75	W	14-2-0	11-5-6	21-1-6	5-5-2	DNP	DNP	10-6-1	2-3-0	DNP	2-1-0	21-3-2
Boston College	01/04/2025	85-64	W	20-2-3	10-3-10	20-5-4	8-2-0	DNP	DNP	14-4-1	0-4-0	DNP	2-6-1	11-5-0
at Syracuse	01/07/2025	55-62	L	18-1-1	13-5-5	6-4-2	8-6-0	DNP	DNP	6-8-0	2-3-0	DNP	0-4-0	2-5-0
at SMU	01/11/2025	71-93	L	10-4-4	11-5-10	20-4-5	5-0-0	DNP	DNP	6-7-1	4-2-0	DNP	2-0-1	13-11-1
Clemson	01/14/2025	59-70	L	DNP	13-3-4	11-0-5	12-2-0	DNP	DNP	14-12-1	0-2-0	DNP	0-6-0	9-7-0
at Florida St.	01/18/2025	78-91	L	23-1-2	10-3-4	20-2-4	DNP	DNP	DNP	3-12-1	DNP	DNP	2-2-0	20-6-2
Virginia Tech	01/22/2025	71-64	W	DNP	11-4-7	16-3-4	DNP	DNP	0-0-0	14-9-4	2-0-1	DNP	5-5-1	23-6-1
at Notre Dame	01/28/2025	68-71	L	7-2-1	20-6-5	7-4-4	DNP	DNP	DNP	10-7-1	2-1-0	DNP	4-5-0	18-3-0
Louisville	02/01/2025	77-70	W	23-1-0	15-2-9	12-3-3	DNP	DNP	DNP	12-11-1	DNP	DNP	4-5-1	11-3-2
at Clemson	02/04/2025	89-86	Wot3	12-10-1	28-5-7	3-3-1	DNP	DNP	0-0-0	18-13-0	0-1-0	DNP	9-12-0	19-8-0
at Virginia	02/08/2025	61-75	L	0-3-1	20-6-5	DNP	DNP	DNP	4-4-2	15-5-2	DNP	DNP	4-2-0	18-3-1
Stanford	02/12/2025	60-52	W	DNP	22-7-5	DNP	7-0-0	DNP	2-4-1	15-16-1	0-0-0	DNP	4-4-1	10-7-1
California	02/15/2025	90-88	Wot	9-1-2	26-3-8	DNP	8-1-4	DNP	0-1-1	26-13-1	DNP	DNP	2-5-1	19-6-0
at Boston College	02/22/2025	54-69	L	15-2-2	9-5-6	DNP	6-8-0	DNP	0-1-0	17-15-4	DNP	DNP	4-4-0	3-2-1
at Pittsburgh	02/25/2025	73-67	W	20-5-2	16-6-5	DNP	0-1-3	DNP	0-0-0	11-17-2	0-0-0	DNP	0-2-0	26-3-1
NC State	03/01/2025	87-62	W	15-4-3	2-2-12	DNP	13-1-2	DNP	0-3-0	29-17-1	DNP	DNP	2-1-0	23-10-0
Miami (FL)	03/04/2025	89-74	W	31-7-4	10-7-11	DNP	2-1-1	DNP	2-2-2	22-8-2	DNP	DNP	6-6-0	16-7-1
at Wake Forest	03/08/2025	43-69	L	3-3-2	7-6-3	DNP	12-0-1	DNP	0-1-2	13-10-1	DNP	DNP	8-11-0	0-5-1
vs Virginia	03/12/2025	66-60	W	4-6-0	13-10-8	DNP	8-8-0	DNP	2-2-0	16-10-0	DNP	DNP	2-1-1	21-3-1
vs Duke	03/13/2025	70-78	L	12-4-0	8-3-7	DNP	5-5-2	DNP	6-3-0	15-7-3	DNP	DNP	0-0-0	24-6-2
Jacksonville St.	03/18/2025	64-81	L	15-4-3	14-3-5	5-3-7	9-3-1	DNP	0-0-1	4-5-2	2-0-0	DNP	DNP	15-5-0

Opponent	Date	Score		33	35	45
				SAN MIGUEL	NICHOLS, EM	ONWUCHEKWA
West Ga.	11/06/2024	85-62	W	DNP	DNP	4-7-0
North Florida	11/10/2024	93-105	L	DNP	DNP	4-1-0
Texas Southern	11/12/2024	81-62	W	DNP	DNP	0-9-1
Georgia	11/15/2024	69-77	L	DNP	DNP	7-11-2
Cincinnati	11/23/2024	58-81	L	DNP	0-0-0	6-4-1
Charleston So.	11/27/2024	91-67	W	DNP	DNP	6-2-2
Central Ark.	11/30/2024	87-68	W	DNP	DNP	4-6-1
at Oklahoma	12/03/2024	61-76	L	DNP	DNP	1-5-0
at North Carolina	12/07/2024	65-68	L	DNP	DNP	3-4-1
vs Northwestern	12/15/2024	60-71	L	DNP	DNP	0-0-0
UMBC	12/18/2024	91-82	W	DNP	DNP	DNP
Duke	12/21/2024	56-82	L	DNP	DNP	DNP
Alabama A&M	12/28/2024	92-49	W	4-0-0	2-2-0	DNP
Notre Dame	12/31/2024	86-75	W	DNP	DNP	DNP
Boston College	01/04/2025	85-64	W	DNP	DNP	DNP
at Syracuse	01/07/2025	55-62	L	DNP	DNP	DNP
at SMU	01/11/2025	71-93	L	DNP	DNP	DNP
Clemson	01/14/2025	59-70	L	DNP	DNP	DNP
at Florida St.	01/18/2025	78-91	L	DNP	DNP	DNP
Virginia Tech	01/22/2025	71-64	W	DNP	DNP	DNP
at Notre Dame	01/28/2025	68-71	L	DNP	DNP	DNP
Louisville	02/01/2025	77-70	W	DNP	DNP	DNP
at Clemson	02/04/2025	89-86	Wot3	DNP	DNP	DNP
at Virginia	02/08/2025	61-75	L	0-0-0	0-0-0	DNP
Stanford	02/12/2025	60-52	W	DNP	DNP	DNP
California	02/15/2025	90-88	Wot	DNP	DNP	DNP
at Boston College	02/22/2025	54-69	L	DNP	DNP	DNP
at Pittsburgh	02/25/2025	73-67	W	DNP	DNP	DNP
NC State	03/01/2025	87-62	W	0-0-0	3-0-0	DNP
Miami (FL)	03/04/2025	89-74	W	0-0-0	0-0-0	DNP
at Wake Forest	03/08/2025	43-69	L	0-0-0	0-0-0	DNP
vs Virginia	03/12/2025	66-60	W	DNP	DNP	DNP
vs Duke	03/13/2025	70-78	L	DNP	DNP	DNP
Jacksonville St.	03/18/2025	64-81	L	DNP	DNP	DNP

2024-25 SEASON STATISTICS - GEORGIA TECH GAME-BY-GAME

				Total		3-Pointers		Free throws		Rebounds											
Opponent	Date	Score		FG-FGA	PCT	3FG-3FGA	PCT	FT-FTA	PCT	OFF	DEF	TOT	AVG	PF	A	TO	BLK	STL	PTS	AVG	
West Ga.	11/06/2024	85-62	W	33-68	.485	7-27	.259	12-17	.706	13	36	49	49.0	16	20	12	6	5	85	85.0	
North Florida	11/10/2024	93-105	L	37-79	.468	13-29	.448	6-12	.500	13	25	38	43.5	20	22	10	2	4	93	89.0	
Texas Southern	11/12/2024	81-62	W	22-58	.379	11-36	.306	26-34	.765	14	35	49	45.3	19	14	14	5	3	81	86.3	
Georgia	11/15/2024	69-77	L	23-63	.365	6-23	.261	17-22	.773	10	24	34	42.5	28	11	13	3	5	69	82.0	
Cincinnati	11/23/2024	58-81	L	21-59	.356	5-20	.250	11-20	.550	12	17	29	39.8	14	8	12	1	5	58	77.2	
Charleston So.	11/27/2024	91-67	W	38-72	.528	3-11	.273	12-20	.600	13	29	42	40.2	26	18	7	1	10	91	79.5	
Central Ark.	11/30/2024	87-68	W	29-61	.475	13-32	.406	16-20	.800	12	29	41	40.3	15	18	5	1	7	87	80.6	
at Oklahoma	12/03/2024	61-76	L	22-53	.415	5-19	.263	12-18	.667	7	26	33	39.4	21	9	11	4	4	61	78.1	
at North Carolina	12/07/2024	65-68	L	20-64	.313	8-27	.296	17-24	.708	11	26	37	39.1	20	9	14	4	5	65	76.7	
vs Northwestern	12/15/2024	60-71	L	22-56	.393	7-24	.292	9-13	.692	8	34	42	39.4	15	14	16	4	1	60	75.0	
UMBC	12/18/2024	91-82	W	32-61	.525	8-16	.500	19-29	.655	14	28	42	39.6	15	24	14	5	7	91	76.5	
Duke	12/21/2024	56-82	L	21-58	.362	6-17	.353	8-10	.800	9	16	25	38.4	15	12	10	5	5	56	74.8	
Alabama A&M	12/28/2024	92-49	W	33-61	.541	10-21	.476	16-21	.762	10	37	47	39.1	17	27	19	8	13	92	76.1	
Notre Dame	12/31/2024	86-75	W	30-53	.566	8-20	.400	18-25	.720	9	21	30	38.4	14	17	8	4	5	86	76.8	
Boston College	01/04/2025	85-64	W	31-53	.585	8-17	.471	15-27	.556	4	28	32	38.0	15	19	9	5	8	85	77.3	
at Syracuse	01/07/2025	55-62	L	24-66	.364	4-21	.190	3-11	.273	12	27	39	38.1	13	8	13	5	12	55	75.9	
at SMU	01/11/2025	71-93	L	27-59	.458	9-23	.391	8-14	.571	11	26	37	38.0	16	22	22	5	2	71	75.6	
Clemson	01/14/2025	59-70	L	19-54	.352	7-20	.350	14-19	.737	12	24	36	37.9	17	10	14	2	6	59	74.7	
at Florida St.	01/18/2025	78-91	L	26-60	.433	9-29	.310	17-24	.708	10	22	32	37.6	17	13	12	1	6	78	74.9	
Virginia Tech	01/22/2025	71-64	W	24-51	.471	6-17	.353	17-26	.654	7	22	29	37.2	6	18	10	3	11	71	74.7	
at Notre Dame	01/28/2025	68-71	L	27-55	.491	5-16	.313	9-11	.818	6	23	29	36.8	18	11	8	6	8	68	74.4	
Louisville	02/01/2025	77-70	W	30-63	.476	8-24	.333	9-17	.529	8	22	30	36.5	18	16	9	1	10	77	74.5	
at Clemson	02/04/2025	89-86	Wot3	35-83	.422	7-28	.250	12-25	.480	24	32	56	37.3	17	9	15	3	7	89	75.1	
at Virginia	02/08/2025	61-75	L	24-53	.453	8-18	.444	5-9	.556	6	18	24	36.8	7	11	8	3	6	61	74.5	
Stanford	02/12/2025	60-52	W	19-49	.388	5-15	.333	17-19	.895	10	32	42	37.0	13	9	15	5	2	60	74.0	
California	02/15/2025	90-88	Wot	35-64	.547	11-20	.550	9-15	.600	11	21	32	36.8	11	17	14	4	7	90	74.6	
at Boston College	02/22/2025	54-69	L	18-56	.321	5-23	.217	13-18	.722	12	29	41	36.9	17	13	13	3	1	54	73.8	
at Pittsburgh	02/25/2025	73-67	W	20-49	.408	8-23	.348	25-28	.893	11	26	37	36.9	17	13	15	4	2	73	73.8	
NC State	03/01/2025	87-62	W	33-70	.471	8-20	.400	13-17	.765	14	26	40	37.0	17	18	6	2	7	87	74.2	
Miami (FL)	03/04/2025	89-74	W	36-66	.545	10-23	.435	7-8	.875	17	26	43	37.2	13	21	15	3	5	89	74.7	
at Wake Forest	03/08/2025	43-69	L	16-54	.296	3-23	.130	8-14	.571	12	28	40	37.3	14	10	16	5	5	43	73.7	
vs Virginia	03/12/2025	66-60	W	23-51	.451	2-9	.222	18-23	.783	11	33	44	37.5	9	10	13	6	4	66	73.5	
vs Duke	03/13/2025	70-78	L	26-61	.426	12-27	.444	6-8	.750	9	22	31	37.3	18	14	11	3	4	70	73.4	
Jacksonville St.	03/18/2025	64-81	L	22-62	.355	13-35	.371	7-9	.778	9	21	30	37.1	9	19	11	4	9	64	73.1	
Total		2485		898-2045	.439	258-753	.343	431-627	.687	371	891	1262	37.1	537	504	414	126	201	2485	73.1	
Opponents		2471		875-2079	.421	298-848	.351	423-584	.724	357	855	1212	35.6	555	482	375	127	242	2471	72.7	

Georgia Tech Averages

Games Played	Points/game	FG Pct	3FG Pct	FT Pct	Rebounds/game	Assists/game	Turnovers/game	Assist/Turnover ratio	Steals/game	Blocks/game
34	73.1	43.9	34.3	68.7	37.1	14.8	12.2	1.2	5.9	3.7



2024-25 SEASON STATISTICS - OPPONENTS GAME-BY-GAME

				Total		3-Pointers		Free throws		Rebounds											
Opponent	Date	Score		FG-FGA	PCT	3FG-3FGA	PCT	FT-FTA	PCT	OFF	DEF	TOT	AVG	PF	A	TO	BLK	STL	PTS	AVG	
West Ga.	11/06/2024	85-62	W	23-64	.359	6-15	.400	10-18	.556	6	19	25	25.0	15	10	8	6	6	62	62.0	
North Florida	11/10/2024	93-105	L	37-69	.536	9-31	.290	22-29	.759	10	31	41	33.0	14	12	9	4	3	105	83.5	
Texas Southern	11/12/2024	81-62	W	22-66	.333	6-14	.429	12-22	.545	14	27	41	35.7	24	12	12	2	8	62	76.3	
Georgia	11/15/2024	69-77	L	26-56	.464	3-18	.167	22-31	.710	9	31	40	36.8	24	10	12	4	5	77	76.5	
Cincinnati	11/23/2024	58-81	L	32-62	.516	9-22	.409	8-12	.667	9	27	36	36.6	20	16	12	5	4	81	77.4	
Charleston So.	11/27/2024	91-67	W	17-56	.304	8-24	.333	25-35	.714	13	24	37	36.7	17	13	14	3	4	67	75.7	
Central Ark.	11/30/2024	87-68	W	21-57	.368	14-32	.438	12-14	.857	6	22	28	35.4	13	12	8	3	3	68	74.6	
at Oklahoma	12/03/2024	61-76	L	20-52	.385	10-28	.357	26-30	.867	9	28	37	35.6	16	7	7	1	8	76	74.8	
at North Carolina	12/07/2024	65-68	L	23-59	.390	5-24	.208	17-21	.810	13	35	48	37.0	18	10	18	2	11	68	74.0	
vs Northwestern	12/15/2024	60-71	L	26-65	.400	9-22	.409	10-16	.625	9	27	36	36.9	14	18	6	4	9	71	73.7	
UMBC	12/18/2024	91-82	W	30-58	.517	10-25	.400	12-19	.632	5	21	26	35.9	19	18	13	0	9	82	74.5	
Duke	12/21/2024	56-82	L	31-55	.564	10-25	.400	10-15	.667	8	28	36	35.9	13	20	10	3	5	82	75.1	
Alabama A&M	12/28/2024	92-49	W	15-72	.208	8-33	.242	11-17	.647	20	19	39	36.2	17	11	19	2	11	49	73.1	
Notre Dame	12/31/2024	86-75	W	27-62	.435	9-21	.429	12-14	.857	14	15	29	35.6	17	17	10	2	3	75	73.2	
Boston College	01/04/2025	85-64	W	25-59	.424	5-15	.333	9-15	.600	8	23	31	35.3	21	14	13	2	3	64	72.6	
at Syracuse	01/07/2025	55-62	L	26-63	.413	4-20	.200	6-9	.667	13	35	48	36.1	12	11	18	6	4	62	71.9	
at SMU	01/11/2025	71-93	L	35-70	.500	14-28	.500	9-15	.600	13	24	37	36.2	17	25	10	5	15	93	73.2	
Clemson	01/14/2025	59-70	L	23-52	.442	8-23	.348	16-20	.800	5	27	32	35.9	18	16	9	4	8	70	73.0	
at Florida St.	01/18/2025	78-91	L	35-67	.522	9-27	.333	12-17	.706	12	27	39	36.1	18	19	8	5	8	91	73.9	
Virginia Tech	01/22/2025	71-64	W	22-59	.373	11-26	.423	9-10	.900	14	25	39	36.3	17	13	17	0	5	64	73.5	
at Notre Dame	01/28/2025	68-71	L	25-53	.472	10-23	.435	11-16	.688	8	24	32	36.0	13	10	10	0	4	71	73.3	
Louisville	02/01/2025	77-70	W	25-55	.455	9-25	.360	11-19	.579	7	29	36	36.0	18	12	14	3	5	70	73.2	
at Clemson	02/04/2025	89-86	Wot3	28-77	.364	12-37	.324	18-21	.857	16	30	46	36.5	21	12	13	8	9	86	73.7	
at Virginia	02/08/2025	61-75	L	30-61	.492	11-27	.407	4-5	.800	13	25	38	36.5	13	21	8	2	5	75	73.8	
Stanford	02/12/2025	60-52	W	20-66	.303	5-27	.185	7-7	1.000	13	20	33	36.4	15	13	7	7	8	52	72.9	
California	02/15/2025	90-88	Wot	32-64	.500	13-26	.500	11-13	.846	12	22	34	36.3	17	17	15	2	8	88	73.5	
at Boston College	02/22/2025	54-69	L	24-57	.421	9-24	.375	12-18	.667	7	28	35	36.3	15	15	6	6	8	69	73.3	
at Pittsburgh	02/25/2025	73-67	W	21-57	.368	8-27	.296	17-21	.810	10	17	27	35.9	20	13	7	4	8	67	73.1	
NC State	03/01/2025	87-62	W	20-53	.377	7-21	.333	15-21	.714	9	23	32	35.8	17	14	14	5	6	62	72.7	
Miami (FL)	03/04/2025	89-74	W	31-70	.443	5-22	.227	7-12	.583	14	13	27	35.5	8	14	9	6	10	74	72.8	
at Wake Forest	03/08/2025	43-69	L	24-63	.381	11-31	.355	10-14	.714	13	29	42	35.7	13	15	9	6	13	69	72.6	
vs Virginia	03/12/2025	66-60	W	21-58	.362	9-25	.360	9-11	.818	5	21	26	35.4	18	8	8	4	10	60	72.3	
vs Duke	03/13/2025	70-78	L	27-62	.435	7-30	.233	17-19	.895	11	27	38	35.5	10	14	8	7	7	78	72.4	
Jacksonville St.	03/18/2025	64-81	L	31-60	.517	15-30	.500	4-8	.500	9	32	41	35.6	13	20	14	4	9	81	72.7	
Total		2471		875-2079	.421	298-848	.351	423-584	.724	357	855	1212	35.6	555	482	375	127	242	2471	72.7	
Georgia Tech		2485		898-2045	.439	258-753	.343	431-627	.687	371	891	1262	37.1	537	504	414	126	201	2485	73.1	

Opponents Averages

Games Played	Points/game	FG Pct	3FG Pct	FT Pct	Rebounds/game	Assists/game	Turnovers/game	Assist/Turnover ratio	Steals/game	Blocks/game
34	72.7	42.1	35.1	72.4	35.6	14.2	11.0	1.3	7.1	3.7



2024-25 TEAM HIGHS & LOWS

Georgia Tech - Game Highs

POINTS	93	North Florida (11/10/2024)
	92	Alabama A&M (12/28/2024)
	91	UMBC (12/18/2024)
	91	Charleston So. (11/27/2024)
	90	California (02/15/2025)
FIELD GOALS MADE	38	Charleston So. (11/27/2024)
	37	North Florida (11/10/2024)
FIELD GOAL ATTEMPTS	83	at Clemson (02/04/2025)
	79	North Florida (11/10/2024)
FIELD GOAL PERCENTAGE	.585 (31-53)	Boston College (01/04/2025)
	.566 (30-53)	Notre Dame (12/31/2024)
3 PT FG MADE	13	Jacksonville St. (03/18/2025)
	13	Central Ark. (11/30/2024)
	13	North Florida (11/10/2024)
3 PT FG ATTEMPTS	36	Texas Southern (11/12/2024)
	35	Jacksonville St. (03/18/2025)
3 PT FG PERCENTAGE	.550 (11-20)	California (02/15/2025)
	.500 (8-16)	UMBC (12/18/2024)
FREE THROWS MADE	26	Texas Southern (11/12/2024)
	25	at Pittsburgh (02/25/2025)
FREE THROW ATTEMPTS	34	Texas Southern (11/12/2024)
	29	UMBC (12/18/2024)
FREE THROW PERCENTAGE	.895 (17-19)	Stanford (02/12/2025)
	.893 (25-28)	at Pittsburgh (02/25/2025)
REBOUNDS	56	at Clemson (02/04/2025)
	49	Texas Southern (11/12/2024)
	49	West Ga. (11/06/2024)
ASSISTS	27	Alabama A&M (12/28/2024)
	24	UMBC (12/18/2024)
STEALS	13	Alabama A&M (12/28/2024)
	12	at Syracuse (01/07/2025)
BLOCKED SHOTS	8	Alabama A&M (12/28/2024)
	6	vs Virginia (N) (03/12/2025)
	6	at Notre Dame (01/28/2025)
	6	West Ga. (11/06/2024)
TURNOVERS	22	at SMU (01/11/2025)
	19	Alabama A&M (12/28/2024)
FOULS	28	Georgia (11/15/2024)
	26	Charleston So. (11/27/2024)

Opponent - Game Highs

POINTS	105	North Florida (11/10/2024)
	93	at SMU (01/11/2025)
	91	at Florida St. (01/18/2025)
	88	California (02/15/2025)
	86	at Clemson (02/04/2025)
FIELD GOALS MADE	37	North Florida (11/10/2024)
	35	at Florida St. (01/18/2025)
	35	at SMU (01/11/2025)
FIELD GOAL ATTEMPTS	77	at Clemson (02/04/2025)
	72	Alabama A&M (12/28/2024)
FIELD GOAL PERCENTAGE	.564 (31-55)	Duke (12/21/2024)
	.536 (37-69)	North Florida (11/10/2024)
3 PT FG MADE	15	Jacksonville St. (03/18/2025)
	14	at SMU (01/11/2025)
	14	Central Ark. (11/30/2024)
3 PT FG ATTEMPTS	37	at Clemson (02/04/2025)
	33	Alabama A&M (12/28/2024)
3 PT FG PERCENTAGE	.500 (15-30)	Jacksonville St. (03/18/2025)
	.500 (14-28)	at SMU (01/11/2025)
	.500 (13-26)	California (02/15/2025)
FREE THROWS MADE	26	at Oklahoma (12/03/2024)
	25	Charleston So. (11/27/2024)
FREE THROW ATTEMPTS	35	Charleston So. (11/27/2024)
	31	Georgia (11/15/2024)
FREE THROW PERCENTAGE	1.000 (7-7)	Stanford (02/12/2025)
	.900 (9-10)	Virginia Tech (01/22/2025)
REBOUNDS	48	at Syracuse (01/07/2025)
	48	at North Carolina (12/07/2024)
ASSISTS	25	at SMU (01/11/2025)
	21	at Virginia (02/08/2025)
STEALS	15	at SMU (01/11/2025)
	13	at Wake Forest (03/08/2025)
BLOCKED SHOTS	8	at Clemson (02/04/2025)
	7	vs Duke (N) (03/13/2025)
	7	Stanford (02/12/2025)
TURNOVERS	19	Alabama A&M (12/28/2024)
	18	at Syracuse (01/07/2025)
	18	at North Carolina (12/07/2024)
FOULS	24	Georgia (11/15/2024)
	24	Texas Southern (11/12/2024)

Georgia Tech - Game Lows

POINTS	43	at Wake Forest (03/08/2025)
	54	at Boston College (02/22/2025)
	55	at Syracuse (01/07/2025)
	56	Duke (12/21/2024)
	58	Cincinnati (11/23/2024)
FIELD GOALS MADE	16	at Wake Forest (03/08/2025)
	18	at Boston College (02/22/2025)
FIELD GOAL ATTEMPTS	49	at Pittsburgh (02/25/2025)
	49	Stanford (02/12/2025)
FIELD GOAL PERCENTAGE	.296 (16-54)	at Wake Forest (03/08/2025)
	.313 (20-64)	at North Carolina (12/07/2024)
3 PT FG MADE	2	vs Virginia (N) (03/12/2025)
	3	at Wake Forest (03/08/2025)
	3	Charleston So. (11/27/2024)
3 PT FG ATTEMPTS	9	vs Virginia (N) (03/12/2025)
	11	Charleston So. (11/27/2024)
3 PT FG PERCENTAGE	.130 (3-23)	at Wake Forest (03/08/2025)
	.190 (4-21)	at Syracuse (01/07/2025)
FREE THROWS MADE	3	at Syracuse (01/07/2025)
	5	at Virginia (02/08/2025)
FREE THROW ATTEMPTS	8	vs Duke (N) (03/13/2025)
	8	Miami (FL) (03/04/2025)
FREE THROW PERCENTAGE	.273 (3-11)	at Syracuse (01/07/2025)
	.480 (12-25)	at Clemson (02/04/2025)
REBOUNDS	24	at Virginia (02/08/2025)
	25	Duke (12/21/2024)
ASSISTS	8	at Syracuse (01/07/2025)
	8	Cincinnati (11/23/2024)
STEALS	1	at Boston College (02/22/2025)
	1	vs Northwestern (N) (12/15/2024)
BLOCKED SHOTS	1	Louisville (02/01/2025)
	1	at Florida St. (01/18/2025)
	1	Central Ark. (11/30/2024)
	1	Charleston So. (11/27/2024)
	1	Cincinnati (11/23/2024)
TURNOVERS	5	Central Ark. (11/30/2024)
	6	NC State (03/01/2025)
FOULS	6	Virginia Tech (01/22/2025)
	7	at Virginia (02/08/2025)

Opponent - Game Lows

POINTS	49	Alabama A&M (12/28/2024)
	52	Stanford (02/12/2025)
	60	vs Virginia (N) (03/12/2025)
	62	NC State (03/01/2025)
	62	at Syracuse (01/07/2025)
	62	Texas Southern (11/12/2024)
	62	West Ga. (11/06/2024)
FIELD GOALS MADE	15	Alabama A&M (12/28/2024)
	17	Charleston So. (11/27/2024)
FIELD GOAL ATTEMPTS	52	Clemson (01/14/2025)
	52	at Oklahoma (12/03/2024)
FIELD GOAL PERCENTAGE	.208 (15-72)	Alabama A&M (12/28/2024)
	.303 (20-66)	Stanford (02/12/2025)
3 PT FG MADE	3	Georgia (11/15/2024)
	4	at Syracuse (01/07/2025)
3 PT FG ATTEMPTS	14	Texas Southern (11/12/2024)
	15	Boston College (01/04/2025)
	15	West Ga. (11/06/2024)
3 PT FG PERCENTAGE	.167 (3-18)	Georgia (11/15/2024)
	.185 (5-27)	Stanford (02/12/2025)
FREE THROWS MADE	4	Jacksonville St. (03/18/2025)
	4	at Virginia (02/08/2025)
FREE THROW ATTEMPTS	5	at Virginia (02/08/2025)
	7	Stanford (02/12/2025)
FREE THROW PERCENTAGE	.500 (4-8)	Jacksonville St. (03/18/2025)
	.545 (12-22)	Texas Southern (11/12/2024)
REBOUNDS	25	West Ga. (11/06/2024)
	26	vs Virginia (N) (03/12/2025)
	26	UMBC (12/18/2024)
ASSISTS	7	at Oklahoma (12/03/2024)
	8	vs Virginia (N) (03/12/2025)
STEALS	3	Boston College (01/04/2025)
	3	Notre Dame (12/31/2024)
	3	Central Ark. (11/30/2024)
	3	North Florida (11/10/2024)
BLOCKED SHOTS	0	at Notre Dame (01/28/2025)
	0	Virginia Tech (01/22/2025)
	0	UMBC (12/18/2024)
TURNOVERS	6	at Boston College (02/22/2025)
	6	vs Northwestern (N) (12/15/2024)
FOULS	8	Miami (FL) (03/04/2025)
	10	vs Duke (N) (03/13/2025)



2024-25 INDIVIDUAL HIGHS

Georgia Tech - Individual Game Highs

POINTS	31	Lance Terry vs Miami (FL) (03/04/2025)
	29	Baye Ndongo vs NC State (03/01/2025)
	28	Naithan George at Clemson (02/04/2025)
	26	Duncan Powell at Pittsburgh (02/25/2025)
	26	Baye Ndongo vs California (02/15/2025)
FIELD GOALS MADE	12	Lance Terry vs Miami (FL) (03/04/2025)
	12	Naithan George at Clemson (02/04/2025)
FIELD GOAL ATTEMPTS	26	Naithan George at Clemson (02/04/2025)
	21	Lance Terry at Clemson (02/04/2025)
FIELD GOAL PERCENTAGE (min 5 made)	.833 (5-6)	Lance Terry vs Notre Dame (12/31/2024)
	.818 (9-11)	Naithan George at Notre Dame (01/28/2025)
3 PT FG MADE	6	Duncan Powell vs Duke (N) (03/13/2025)
	6	Lance Terry vs Miami (FL) (03/04/2025)
	6	Duncan Powell at Pittsburgh (02/25/2025)
3 PT FG ATTEMPTS	14	Duncan Powell vs Duke (N) (03/13/2025)
	13	Lance Terry at North Carolina (12/07/2024)
3 PT FG PERCENTAGE (min 2 made)	1.000 (2-2)	Darrion Sutton vs Duke (N) (03/13/2025)
	1.000 (2-2)	Luke O'Brien vs UMBC (12/18/2024)
	1.000 (2-2)	Duncan Powell vs Northwestern (N) (12/15/2024)
FREE THROWS MADE	11	Duncan Powell at Florida St. (01/18/2025)
	8	Baye Ndongo vs NC State (03/01/2025)
	8	Naithan George at Pittsburgh (02/25/2025)
	8	Lance Terry at Boston College (02/22/2025)
	8	Baye Ndongo vs Texas Southern (11/12/2024)
FREE THROW ATTEMPTS	12	Duncan Powell at Florida St. (01/18/2025)
	11	Baye Ndongo vs NC State (03/01/2025)
FREE THROW PERCENTAGE (min 3 made)	1.000 (6-6)	Javian McCollum vs Boston College (01/04/2025)
	1.000 (6-6)	Naithan George vs UMBC (12/18/2024)
	1.000 (6-6)	Baye Ndongo vs Georgia (11/15/2024)
	1.000 (5-5)	Naithan George vs Stanford (02/12/2025)
	1.000 (5-5)	Javian McCollum vs Notre Dame (12/31/2024)
	1.000 (5-5)	Javian McCollum vs Alabama A&M (12/28/2024)
	1.000 (4-4)	Jaeden Mustaf vs Jacksonville St. (03/18/2025)
	1.000 (4-4)	Jaeden Mustaf vs Virginia (N) (03/12/2025)
	1.000 (4-4)	Baye Ndongo vs Virginia (N) (03/12/2025)
	1.000 (4-4)	Duncan Powell vs Miami (FL) (03/04/2025)
	1.000 (4-4)	Duncan Powell at Pittsburgh (02/25/2025)
	1.000 (4-4)	Duncan Powell vs Stanford (02/12/2025)
	1.000 (4-4)	Naithan George vs Louisville (02/01/2025)
	1.000 (4-4)	Javian McCollum vs Clemson (01/14/2025)
	1.000 (4-4)	Jaeden Mustaf vs Alabama A&M (12/28/2024)
	1.000 (4-4)	Luke O'Brien vs Northwestern (N) (12/15/2024)
	1.000 (4-4)	Jaeden Mustaf vs Northwestern (N) (12/15/2024)
	1.000 (4-4)	Lance Terry vs Central Ark. (11/30/2024)
	1.000 (4-4)	Jaeden Mustaf vs Charleston So. (11/27/2024)
	1.000 (4-4)	Lance Terry vs Georgia (11/15/2024)
REBOUNDS	17	Baye Ndongo vs NC State (03/01/2025)
	17	Baye Ndongo at Pittsburgh (02/25/2025)
ASSISTS	12	Naithan George vs NC State (03/01/2025)
	11	Naithan George vs Miami (FL) (03/04/2025)
	11	Naithan George vs Central Ark. (11/30/2024)
STEALS	5	Baye Ndongo vs Virginia Tech (01/22/2025)
	5	Jaeden Mustaf vs Alabama A&M (12/28/2024)
	5	Lance Terry vs Charleston So. (11/27/2024)

Georgia Tech - Individual Game Highs

BLOCKED SHOTS	4	Baye Ndongo vs Virginia (N) (03/12/2025)
	4	Ibrahim Souare vs Boston College (01/04/2025)
TURNOVERS	8	Naithan George at Clemson (02/04/2025)
	7	Naithan George at SMU (01/11/2025)
FOULS	5	Jaeden Mustaf at Pittsburgh (02/25/2025)
	5	Baye Ndongo vs Louisville (02/01/2025)
	5	Baye Ndongo at Notre Dame (01/28/2025)
	5	Baye Ndongo at Florida St. (01/18/2025)
	5	Duncan Powell vs Clemson (01/14/2025)
	5	Jaeden Mustaf at SMU (01/11/2025)
	5	Baye Ndongo vs Notre Dame (12/31/2024)
	5	Baye Ndongo at Oklahoma (12/03/2024)
	5	Doryan Onwuchekwa vs Charleston So. (11/27/2024)
	5	Doryan Onwuchekwa vs Cincinnati (11/23/2024)
	5	Luke O'Brien vs Georgia (11/15/2024)
	5	Javian McCollum vs Georgia (11/15/2024)

Opponent - Individual Game Highs

POINTS	30	Jaron Pierre Jr. vs Jacksonville St. (03/18/2025)
	29	Matthew Cleveland vs Miami (FL) (03/04/2025)
	28	Kon Kneueppel vs Duke (N) (03/13/2025)
	28	Chase Hunter at Clemson (02/04/2025)
	27	Isaac McKneely vs Virginia (N) (03/12/2025)
FIELD GOALS MADE	11	Jaron Pierre Jr. vs Jacksonville St. (03/18/2025)
	11	Matthew Cleveland vs Miami (FL) (03/04/2025)
FIELD GOAL ATTEMPTS	24	Chase Hunter at Clemson (02/04/2025)
	21	Jaland Lowe at Pittsburgh (02/25/2025)
FIELD GOAL PERCENTAGE (min 5 made)	1.000 (6-6)	Cameron Corhen at Pittsburgh (02/25/2025)
	1.000 (5-5)	Khaman Maluach vs Duke (12/21/2024)
3 PT FG MADE	7	Isaac McKneely vs Virginia (N) (03/12/2025)
	5	Jaron Pierre Jr. vs Jacksonville St. (03/18/2025)
	5	Louie Jordan vs UMBC (12/18/2024)
3 PT FG ATTEMPTS	13	Layne Taylor vs Central Ark. (11/30/2024)
	12	Layne Taylor vs Central Ark. (11/30/2024)
3 PT FG PERCENTAGE (min 2 made)	1.000 (3-3)	Yohan Traore at SMU (01/11/2025)
	1.000 (2-2)	Efton Reid at Wake Forest (03/08/2025)
	1.000 (2-2)	Elijah Strong at Boston College (02/22/2025)
	1.000 (2-2)	Rodney Brown Jr. vs Virginia Tech (01/22/2025)
	1.000 (2-2)	B.J. Edwards at SMU (01/11/2025)
	1.000 (2-2)	Tyler Betsey vs Cincinnati (11/23/2024)
FREE THROWS MADE	12	Kon Kneueppel vs Duke (N) (03/13/2025)
	10	Jeremiah Fears at Oklahoma (12/03/2024)
FREE THROW ATTEMPTS	13	Kon Kneueppel vs Duke (N) (03/13/2025)
	12	Taje' Kelly vs Charleston So. (11/27/2024)
FREE THROW PERCENTAGE (min 3 made)	1.000 (6-6)	Chase Hunter at Clemson (02/04/2025)
	1.000 (6-6)	Chase Hunter vs Clemson (01/14/2025)
	1.000 (5-5)	Jeremiah Wilkinson vs California (02/15/2025)
	1.000 (5-5)	Layne Taylor vs Central Ark. (11/30/2024)
	1.000 (5-5)	Silas Demary Jr. vs Georgia (11/15/2024)
	1.000 (4-4)	Elijah Saunders vs Virginia (N) (03/12/2025)
	1.000 (4-4)	Jaylen Blakes vs Stanford (02/12/2025)
	1.000 (4-4)	Markus Burton at Notre Dame (01/28/2025)
	1.000 (4-4)	Myljael Poteat vs Virginia Tech (01/22/2025)
	1.000 (4-4)	Jaeden Zackery vs Clemson (01/14/2025)
	1.000 (4-4)	Jalen Leach vs Northwestern (N) (12/15/2024)
	1.000 (4-4)	Ian Jackson at North Carolina (12/07/2024)
	1.000 (4-4)	Aziz Bandaogo vs Cincinnati (11/23/2024)
	1.000 (3-3)	Jalil Bethea vs Miami (FL) (03/04/2025)
	1.000 (3-3)	Marcus Hill vs NC State (03/01/2025)
	1.000 (3-3)	Donavin Young vs Stanford (02/12/2025)
REBOUNDS	13	Efton Reid at Wake Forest (03/08/2025)
	12	Eddie Lampkin at Syracuse (01/07/2025)
ASSISTS	9	Andrew Rohde at Virginia (02/08/2025)
	9	Boopie Miller at SMU (01/11/2025)
STEALS	6	Cameron Hildreth at Wake Forest (03/08/2025)
	6	B.J. Edwards at SMU (01/11/2025)
BLOCKED SHOTS	4	Mason Nicholson vs Jacksonville St. (03/18/2025)
	4	Khaman Maluach vs Duke (N) (03/13/2025)
	4	Chad Venning at Boston College (02/22/2025)

Opponent - Individual Game Highs

TURNOVERS	7	Elliot Cadeau at North Carolina (12/07/2024)
	6	Andrej Stojakovic vs California (02/15/2025)
	6	Chase Hunter at Clemson (02/04/2025)
FOULS	5	Ben Middlebrooks vs NC State (03/01/2025)
	5	Ishmael Leggett at Pittsburgh (02/25/2025)
	5	Cameron Corhen at Pittsburgh (02/25/2025)
	5	Viktor Lakhin at Clemson (02/04/2025)
	5	Dillon Hunter at Clemson (02/04/2025)
	5	j'Vonne Hadley vs Louisville (02/01/2025)
	5	Ven-Allen Lubin at North Carolina (12/07/2024)
	5	Taje' Kelly vs Charleston So. (11/27/2024)
	5	Arrinten Page vs Cincinnati (11/23/2024)
	5	Duane Posey vs Texas Southern (11/12/2024)
	5	Jasal Miles vs North Florida (11/10/2024)
	5	



2024-25 BOX SCORES



Official Basketball Box Score - Final West Ga. at Georgia Tech

11/09/24 McCarroll Pavilion, Atlanta
2024-25 Men's Basketball

Game Time: 7:30 PM
Game Duration: 2:02
Attendance: 3,530

Officials: Eric Lewis, Jeff Fox, Kellen Milner

West Ga. - 62

Record: 0-2

NO. Name	Min	FG M-A	3P M-A	FT M-A	Rebounds OR DR TOT	Fouls PF FD	TP	AS	TO	ST	Blocks BS BA	+/-
5 Shelton Williams-Dryden	28:05	5-11	0-0	3-4	2 3 5	1 2	13	1	1	1	0 0	-21
11 Kolten Griffin	F 34:28	4-11	1-3	2-2	0 3 3	2 1	11	2	2	0	2 0	-25
0 Kyric Davis	G 20:35	3-10	0-0	0-0	1 1 2	1 0	6	1	1	1	0 4	-21
2 Demetrius Johnson II	G 29:15	1-11	0-4	4-6	1 3 4	0 3	6	2	1	1	0 1	-21
10 Michael Griffin	G 23:36	2-3	1-1	1-4	0 1 1	1 3	6	0	1	1	3 0	-24
1 Brady Hardewig	24:38	2-4	1-3	0-0	0 3 3	2 0	5	2	1	2	0 0	-6
24 Tamaury Releford	11:55	2-6	0-0	0-0	2 2 4	3 4	4	0	0	0	0 0	-2
4 Rickey Ballard	17:13	3-7	2-3	0-0	0 1 1	4 1	8	1	0	0	1 1	1
21 Tauris Watson	10:15	1-1	1-1	0-2	0 0 0	1 2	3	1	0	0	0 0	4
Team					0 2 2	0	0	1				
Totals	23:64	6-15	10-18	6 19	25	15	16	62	10	8	6 6	-23

Technical Fouls: NONE

Georgia Tech - 85

Record: 1-0

NO. Name	Min	FG M-A	3P M-A	FT M-A	Rebounds OR DR TOT	Fouls PF FD	TP	AS	TO	ST	Blocks BS BA	+/-
11 Baye Ndongo	F 23:32	3-5	0-0	4-6	1 6 7	2 6	10	4	2	0	3 1	16
1 Nathaniel George	G 23:04	2-6	1-3	2-3	0 1 1	1 2	7	7	1	0	0 0	23
2 Javian McCollum	G 30:05	7-12	3-6	1-1	1 3 4	0 1	18	5	3	4	0 1	32
9 Luke O'Brien	G 21:46	4-9	0-4	0-1	1 9 10	1 1	8	1	2	0	0 1	21
14 Kowacie Reeves Jr.	G 25:28	6-13	1-5	2-2	1 3 4	1 1	15	0	0	1	3 0	17
0 Lance Terry	23:32	4-7	1-3	0-0	0 1 2	3 2	9	1	1	0	0 0	-1
3 Jaeden Mustaf	14:50	2-5	0-0	0-0	1 1 2	0 0	4	2	0	0	0 2	-2
31 Duncan Powell	16:07	3-5	1-3	2-2	1 0 1	3 1	9	0	0	0	0 0	6
45 Doryan Onwuchekwa	11:01	2-5	0-2	0-0	3 4 7	3 0	4	0	0	0	0 0	6
10 Darrion Sutton	06:33	0-1	0-1	0-0	0 0 0	2 0	0	0	0	1	0 0	-2
30 Ibrahim Souare	04:02	0-0	0-0	1-2	0 3 3	0 1	1	0	0	0	0 0	-1
Team					3 4 7	0	0	2				
Totals	33:68	7-27	12-17	13 36	49	16	15	85	20	12	5 6	6 23

Technical Fouls: NONE

	WestGa	GaTech
Biggest lead	0 (1 st 20:00)	30 (2 nd 12:23)
Best Scoring Run	5 (1 st 14:49)	7 (1 st 12:29)
Lead Changes	0	
Times Tied	0	
Time with Lead	00:00	39:35

Points from	WestGa	GaTech
Turnovers	5	9
Paint	24	48
Second Chance	10	22
Fast Breaks	7	17
Bench	20	27

Period by Period Scoring	1st	2nd	TOT
WestGa	29	33	62
GaTech	50	35	85



Official Basketball Box Score - Final North Florida at Georgia Tech

11/10/24 McCarroll Pavilion, Atlanta
2024-25 Men's Basketball

Game Time: 1:00 PM
Game Duration: 2:12
Attendance: 3,553

Officials: Ted Valentine, Bill Covington Jr., Mark Schur

North Florida - 105

Record: 3-0

NO. Name	Min	FG M-A	3P M-A	FT M-A	Rebounds OR DR TOT	Fouls PF FD	TP	AS	TO	ST	Blocks BS BA	+/-
10 Josh Harris	F 28:15	8-10	0-0	6-8	4 3 7	3 5	22	1	0	1	0 0	8
0 Jasai Miles	G 32:45	5-12	2-8	6-7	1 10 11	5 4	18	4	2	0	1 1	9
2 Nate Litteras	G 31:21	7-11	2-4	2-3	1 4 5	1 2	18	1	1	0	2 0	5
4 Jaylen Smith	G 28:48	6-14	3-8	0-0	0 6 6	2 1	15	5	2	0	1 0	8
33 Oscar Berry	G 18:41	0-2	0-2	0-0	0 3 3	0 1	0	0	0	0	0 0	0
7 Liam Murphy	21:14	3-6	2-4	2-2	2 0 2	1 1	10	0	2	0	1 1	13
11 Kamrin Oriol	21:42	4-8	0-4	4-6	0 2 2	2 3	12	0	0	1	0 0	10
5 Dante Oliver	04:06	1-1	0-0	1-1	0 1 1	0 1	3	0	1	0	0 0	2
55 Ametri Moss	13:08	3-5	0-1	1-2	1 0 1	0 2	7	1	0	1	0 0	5
Team					1 2 3	0	0	1				
Totals	37:69	9-31	22-29	10 31	41	14	20	105	12	9	3 4	2 12

Technical Fouls: Miles 2nd 1:30

Georgia Tech - 93

Record: 1-1

NO. Name	Min	FG M-A	3P M-A	FT M-A	Rebounds OR DR TOT	Fouls PF FD	TP	AS	TO	ST	Blocks BS BA	+/-
11 Baye Ndongo	F 28:50	9-18	1-1	1-3	7 10 4	4 4	20	3	1	1	0 0	-1
1 Nathaniel George	G 35:27	2-5	1-3	0-0	0 6 6	3 1	5	7	1	1	0 0	-8
2 Javian McCollum	G 33:22	5-9	2-4	2-2	0 3 3	3 3	14	6	3	0	0 1	-4
9 Luke O'Brien	G 27:35	6-10	1-3	2-2	3 5 8	3 1	15	1	1	0	0 0	-7
14 Kowacie Reeves Jr.	G 30:49	6-12	4-9	1-2	1 0 1	4 1	17	3	0	1	2 0	-13
0 Lance Terry	25:01	5-10	4-7	0-0	0 3 3	2 0	14	1	3	1	0 0	-11
31 Duncan Powell	12:26	2-10	0-2	0-3	5 1 6	1 2	4	1	1	0	0 3	-10
45 Doryan Onwuchekwa	06:30	2-5	0-0	0-0	1 0 1	0 1	4	0	0	0	0 0	-6
Team					0 0 0	0	0	0				
Totals	37:79	13-29	6-12	13 25	38	20	13	93	22	10	4 2	4 -12

Technical Fouls: NONE

	UNF	GaTech
Biggest lead	21 (2 nd 6:14)	9 (1 st 14:42)
Best Scoring Run	14 (2 nd 11:08)	10 (2 nd 2:50)
Lead Changes	7	
Times Tied	7	
Time with Lead	23:28	13:25

Points from	UNF	GaTech
Turnovers	13	17
Paint	52	46
Second Chance	16	10
Fast Breaks	14	15
Bench	32	22

Period by Period Scoring	1st	2nd	TOT
UNF	53	52	105
GaTech	49	44	93



Official Basketball Box Score - Final Texas Southern at Georgia Tech

11/12/24 McCarroll Pavilion, Atlanta
2024-25 Men's Basketball

Game Time: 7:30 PM
Game Duration: 2:23
Attendance: 3,384

Officials: Roger Ayers, Bart Linn, Claire Aubry

Texas Southern - 62

Record: 1-3

NO. Name	Min	FG M-A	3P M-A	FT M-A	Rebounds OR DR TOT	Fouls PF FD	TP	AS	TO	ST	Blocks BS BA	+/-
1 Kenny Hunter	F 29:20	3-10	0-0	0-0	2 7 9	1 1	6	1	2	0	0 1	-16
25 Grayson Carter	F 16:49	3-6	2-4	0-0	1 0 1	4 2	8	1	1	0	1 0	0
0 Jaylin Jackson-Posey	G 10:47	0-2	0-0	0-0	0 1 1	1 0	0	0	0	2	0 0	-8
2 Kavion McClain	G 32:32	2-9	1-1	0-1	1 3 4	1 3	5	3	1	0	1 0	-20
8 Alex Anderson	G 21:02	0-3	0-0	0-4	3 2 5	3 2	0	2	3	0	0 0	-9
14 Kolby Granger	19:27	0-2	0-1	5-6	0 0 2	0 2	5	1	0	2	0 0	2
4 Josh Farmer	11:10	2-8	0-0	2-5	0 3 3	1 4	6	0	0	1	1 1	-11
5 Jaylen Wysinger	18:47	2-8	0-4	2-2	1 2 3	3 1	6	0	1	0	0 0	-16
7 Zaire Hayes	11:47	3-7	2-3	0-0	0 0 0	4 0	8	2	1	0	0 1	7
23 Dunae Posey	18:13	6-9	0-0	3-4	4 2 6	3 5	15	0	1	2	0 0	-6
3 Oumar Koureissi	01:55	0-0	0-0	0-0	0 0 0	0 0	0	0	0	0	0 0	-5
32 Kahlin Farooq	08:11	1-2	1-1	0-0	1 1 2	1 0	3	0	0	0	0 1	-13
Team					1 4 5	0	0	0				
Totals	22:66	6-14	12-22	14 27	41	24	18	62	12	12	8 2	5 -19

Technical Fouls: Anderson 1st 10:28

Georgia Tech - 81

Record: 2-4

NO. Name	Min	FG M-A	3P M-A	FT M-A	Rebounds OR DR TOT	Fouls PF FD	TP	AS	TO	ST	Blocks BS BA	+/-
11 Baye Ndongo	F 32:51	5-10	1-1	8-10	4 7 11	4 6	19	1	2	1	0 1	30
45 Doryan Onwuchekwa	C 27:03	0-2	0-2	0-3	7 2 9	4 3	0	1	0	0	2 0	-17
1 Nathaniel George	G 36:34	3-9	3-8	7-8	1 2 3	0 4	16	6	3	1	0 0	11
2 Javian McCollum	G 30:23	4-9	2-5	4-5	0 5 5	2 6	14	1	4	0	1 0	7
14 Kowacie Reeves Jr.	G 32:30	6-17	3-11	0-0	2 5 7	2 0	15	3	2	1	2 1	20
0 Lance Terry	24:38	3-8	2-7	5-6	1 0 1	2 3	13	2	1	0	0 0	21
30 Ibrahim Souare	06:48	0-0	0-0	0-0	3 2 5	4 0	0	0	2	0	0 0	0
31 Duncan Powell	09:13	1-3	0-2	2-2	0 2 2	1 1	4	0	0	0	0 0	-11
Team					1 5 6	0	0	0				
Totals	22:58	11-36	26-34	14 35	49	19	23	81	14	14	3 5	2 19

Technical Fouls: Souare 1st 10:28

	TSU	GaTech
Biggest lead	2 (1 st 15:25)	30 (2 nd 12:20)
Best Scoring Run	6 (2 nd 4:55)	12 (1 st 3:41)
Lead Changes	6	
Times Tied	1	
Time with Lead	02:35	36:02

Points from	TSU	GaTech
Turnovers	10	17
Paint	20	12
Second Chance	10	18
Fast Breaks	12	6
Bench	43	17

Period by Period Scoring	1st	2nd	TOT
TSU	25	37	62
GaTech	49	32	81



Official Basketball Box Score - Final Georgia at Georgia Tech

11/15/24 McCarroll Pavilion, Atlanta
2024-25 Men's Basketball

Game Time: 8:00 PM
Game Duration: 2:38
Attendance: 6,622

Officials: Lee Cassel, Pat Adams, Jeb Harbison

Georgia - 77


Record: 4-0

NO.	Name	Min	FG M/A	3P M/A	FT M/A	Rebounds OR DR TOT	Fouls PF FO	TP	AS	TO	ST	Blocks BS BA	+/-
10	RJ Godfrey	F 28:05	2-5	0-0	0-1	1 4 5	4 2	4	0	0	1	3 0	8
14	Asa Newell	F 32:06	6-12	1-3	1-3	3 4 7	2 3	14	1	3	2	0 2	1
0	Blue Cain	G 30:38	3-9	1-4	3-4	0 6 6	3 3	10	1	1	0	0 0	10
5	Silas Demary Jr.	G 34:01	6-10	1-4	5-5	0 7 7	4 8	18	3	2	1	0 0	-11
7	Tyrin Lawrence	G 24:01	1-3	0-1	7-9	0 3 3	4 7	9	4	1	0	0 0	13
1	Dakota Laffey	27:21	3-10	0-6	5-7	1 4 5	4 3	11	0	1	0	0 1	5
6	Somto Cyril	13:38	4-6	0-0	1-2	3 1 4	2 1	9	0	2	0	0 0	1
25	Justin Abson	06:03	1-2	0-0	0-0	1 0 1	0 0	2	1	1	0	1 0	3
3	Savo Drazic	03:00	0-0	0-0	0-0	1 1 0	0 0	0	0	1	0	0 0	0
13	Dylan James	01:07	0-0	0-0	0-0	0 0 0	1 0	0	0	0	0	0 0	-2
Team						0 1 1			0				
Totals			26:56	3-18	22-31	9 31 40	24 27	77	10	12	5	4 3 8	

2024-25 BOX SCORES

</

2024-25 BOX SCORES



Official Basketball Box Score - Final

Alabama A&M at Georgia Tech

12/28/24 McCarth Pavilion, Atlanta

2024-25 Men's Basketball

Game Time: 2:00 PM

Game Duration: 2:40

Attendance: 4,430

Alabama A&M - 49

Record: 4-9

NO. Name	Min	FG M-A	3P M-A	FT M-A	Rebounds OR DR TOT	Fouls PF FD	TP	AS	TO	ST	Blocks BS BA	+/-	Shooting By Period	
7 Saliou Seye	F 10:25	1-3	0-1	0-0	1 0 1	2 3 2	0	2	0	0	0	-13	1st FG% 9-35 25.7%	
23 Chad Moodle	F 23:05	0-8	0-0	1-4	3 1 4	2 3 1	0	2	0	1	3	-18	3PT% 4-14 28.6%	
0 AC Bryant	G 19:15	4-10	2-6	1-2	1 4 5	1 2 11	0	2	1	0	1	-20	FT% 3-5 60%	
4 Quincy McGriff	G 21:28	3-10	1-5	0-0	0 2 2	0 0 0	7	2	3	0	0	-34	2nd FG% 6-37 16.2%	
22 Lorenzo Downey	G 18:04	0-5	0-3	0-0	1 0 1	0 0 0	0	1	1	2	1	-21	3PT% 4-19 21.1%	
5 London Riley	21:08	3-7	3-6	0-0	0 1 1	1 0 0	9	1	0	2	0	-9	FT% 8-12 66.7%	
55 Aaron Smith	16:02	0-5	0-1	0-0	2 4 6	3 1 0	0	0	1	1	0	-2	GMFG% 15-72 20.8%	
2 Bilal Abdur-Rahman	15:54	2-8	1-4	6-7	0 2 2	1 3 11	4	1	1	0	1	-16	3PT% 8-33 24.2%	
30 Darius Ford	13:17	1-3	0-2	0-0	0 1 1	0 1 2	1	2	1	0	0	-14	FT% 11-17 64.7%	
13 Angok Anyang	11:35	0-3	0-0	2-2	3 1 4	3 2 2	1	0	1	0	0	-4		
34 Bol Kuir	05:54	0-2	0-0	0-0	2 0 2	1 0 0	0	0	0	1	0	-8		
10 Clance Crosby	09:20	0-3	0-0	1-2	4 0 4	2 1 1	1	1	2	1	0	-20		
12 Warren Yeh	07:42	0-2	0-2	0-0	0 0 0	0 0 0	1	0	0	1	0	-10		
6 Jaylen Colon	06:02	1-3	1-3	0-0	0 0 0	0 0 0	1	3	0	0	1	-7		
14 Ademola Olatipo	00:49	0-0	0-0	0-0	0 1 1	0 0 0	0	0	0	0	0	-2		
Team					3 2 5									
Totals					15-72 8-33 11-17	20 19 39 17 17 49	11 19 11 2 8 -43							

Technical Fouls: NONE

Georgia Tech - 92

Record: 6-7

NO. Name	Min	FG M-A	3P M-A	FT M-A	Rebounds OR DR TOT	Fouls PF FD	TP	AS	TO	ST	Blocks BS BA	+/-	Shooting By Period	
11 Baye Ndongo	F 18:49	4-5	0-0	2-4	2 4 6	4 3 10	4	6	3	1	0	16	1st FG% 18-30 60.0%	
12 Ryan Mutombo	C 10:56	1-1	0-0	0-0	2 0 2	0 0 0	2	1	1	0	0	7	3PT% 6-13 46.2%	
0 Lance Terry	G 32:17	8-14	5-8	1-2	0 3 3	0 1 22	2	1	1	0	0	39	FT% 8-11 72.7%	
1 Nathaniel George	G 32:31	2-8	0-4	0-0	1 5 6	3 1 4	9	3	1	1	0	39	2nd FG% 15-31 48.4%	
3 Jaeden Mustaf	G 26:47	4-7	1-2	4-4	1 6 7	3 3 13	6	2	5	0	0	27	3PT% 4-8 50.0%	
31 Duncan Powell	23:29	2-2	1-1	1-2	0 7 7	2 1 6	2	1	0	2	0	29	FT% 8-10 80%	
2 Javian McCollum	15:54	5-11	3-6	5-5	0 1 1	2 4 18	2	2	1	0	1	27	GMFG% 33-61 54.1%	
0 Ibrahim Souare	19:00	4-5	0-0	0-0	3 3 6	3 2 8	0	0	0	2	1	21	3PT% 10-21 47.6%	
10 Darrion Sutton	13:25	0-1	0-0	3-4	0 4 4	0 2 3	1	0	2	1	0	4	FT% 16-21 76.2%	
33 Marcos San Miguel	03:26	2-5	0-0	0-0	0 0 0	0 0 4	2	0	1	0	0	3		
35 Emmer Nichols	03:26	1-2	0-0	0-0	1 1 2	0 0 0	2	0	1	0	1	3		
Team					0 3 3									
Totals					33-61 10-21 16-21	10 37 47 17 17 92	27 19 13 8 2 43							

Technical Fouls: NONE

		AAMU	GeATech	Points from		AAMU	GeATech	Period by Period Scoring		
Biggest lead		2 (1 st 17:08)	43 (2 nd 1:59)	Turnovers		13	20	1st 2nd TOT		
Best Scoring Run		6 (2 nd 13:49)	12 (1 st 5:30)	Paint		10	42	AAMU 25 24 49		
Lead Changes		4		Second Chance		13	14	GeATech 50 42 92		
Times Tied		3		Fast Breaks		14	20			
Time with Lead		00:33	36:59	Bench		28	41			

Official Basketball Box Score - Final
Notre Dame at Georgia Tech
12/31/24 McCarth Pavilion, Atlanta
2024-25 Men's Basketball

Game Time: 2:30 PM
Game Duration: 2:00
Attendance: 4,914

Officials: Lee Cassell, Lamar Simpson, Tim Dougherty

Notre Dame - 75

Record: 7-6 (1-1)

NO. Name	Min	FG M-A	3P M-A	FT M-A	Rebounds OR DR TOT	Fouls PF FD	TP	AS	TO	ST	Blocks BS BA	+/-
7 Tae Davis	F 34:09	9-16	0-2	9-10	4 3 7	3 8 7	27	3	1	0	0	3 -5
14 Kebba Njie	F 20:24	1-3	0-0	2-2	3 1 4	2 3 0	4	0	3	0	0	0 -11
1 Julian Roper II	G 21:53	1-5	0-2	0-0	5 1 6	2 0 0	2	2	0	0	0	0 -14
11 Braeden Shrewsbury	G 33:59	4-11	4-6	0-0	2 2 2	1 0 0	12	2	1	1	0	0 -8
11 Matt Allocco	G 37:05	6-13	2-4	1-2	1 1 2	4 2 15	7	2	1	1	1	1 -5
20 J.R. Konieczny	29:50	2-6	2-5	0-0	1 4 5	3 1 0	6	2	1	1	1	0 5
25 Nikita Konstantynovskiy	10:15	3-4	0-0	0-0	0 2 2	1 0 0	6	0	0	0	0	0 -7
2 Logan Iimes	06:34	0-3	0-1	0-0	0 0 0	0 0 0	0	0	1	0	0	0 -4
21 Burke Chebuhar	02:55	0-0	0-0	0-0	0 0 0	0 0 0	1	0	0	0	0	0 -6
4 Sir Mohammed	02:56	1-1	1-1	0-0	0 0 0	0 0 0	3	0	1	0	0	0 0
Team					0 1 1			0	0			
Totals		27-62	9-21	12-14	14 15 29	17 14 75	17	10	3	2	4	-11

Technical Fouls: NONE

Georgia Tech - 86

Record: 7-7 (1-2)

NO. Name	Min	FG M-A	3P M-A	FT M-A	Rebounds OR DR TOT	Fouls PF FD	TP	AS	TO	ST	Blocks BS BA	+/-
11 Baye Ndongo	F 20:19	4-4	0-0	2-4	2 4 6	5 2 10	1	3	0	1	0	7 7
12 Ryan Mutombo	C 12:09	1-1	0-0	0-0	1 2 3	0 1 2	0	0	0	0	0	0 9
0 Lance Terry	G 36:43	5-6	2-3	2-4	1 1 2	0 2 14	0	0	0	2	0	0 17
1 Nathanael George	G 36:43	5-9	1-3	0-0	0 5 5	1 1 11	6	2	0	1	0	2 1
3 Jaeden Mustaf	G 23:45	1-5	0-0	3-4	1 4 5	3 4 5	2	0	0	0	0	1 1
2 Javian McCollum	34:35	7-13	2-6	5-5	0 1 1	0 2 21	6	1	3	0	1	9 9
10 Ibrahim Souare	13:44	1-2	0-0	0-0	0 1 1	1 1 2	0	0	0	1	0	1 -1
31 Duncan Powell	27:07	6-13	3-8	6-8	1 2 3	3 5 21	2	1	0	1	1	1 11
Team					3 1 4		0	1				
Totals		30-53	8-20	19-25	9 21 30	14 17 86	17	8	5	4	2	11

Technical Fouls: NONE

	ND	GaTech
Biggest lead	1 (1 st 12:25)	19 (1 st 0:11)
Best Scoring Run	11 (2 nd 12:32)	8 (1 st 9:35)
Lead Changes	2	
Times Tied	1	
Time with Lead	00:21	38:07

	ND	GaTech
Points from Turnovers	4	17
Paint	36	38
Second Chance	15	13
Fast Breaks	3	12
Bench	15	44

	1st	2nd	TOT
ND	24	51	75
GaTech	43	43	86

Shooting By Period		
1 st FG%	9-32	28.1%
3PT%	4-13	30.8%
FT%	2-3	66.7%
2 nd FG%	18-30	60.0%
3PT%	5-8	62.5%
FT%	10-11	90.9%
GMFG%	27-62	43.5%
3PT%	9-21	42.9%
FT%	12-14	85.7%

Dead Ball Rebounds: 2, 0

Dead Ball Rebounds: 6, 0

2024-25 BOX SCORES

NCAA

Geogia Tech at SMU

01/11/25 Moody Coliseum, Dallas, Texas

2024-25 Men's Basketball

Game Time: 3:05 P

Game Date: 2/10/25

Game Duration: 5:50

Officials: Lee Cassell, Kipp Kissinger, Isaac Barnes

Geogia Tech - 71

Record: 8-9 (2-4)

NO.	Name	Min	FG		3P		FT	Rebounds		Fouls		TP	AS	TO	ST	Blocks		+/-	
			M-A	M-A	M-A	M-A		OR	DR	TOT	PF					FF	BS		BA
11	Baye Ndongo	F	22:42	1-3	0-0	0-0	4-5	1	6	7	2	5	6	1	3	0	0	1	-28
12	Ryan Mutoombo	C	16:25	2-6	0-0	0-0	1	1	2	1	0	4	0	1	0	0	0	1	-14
0	Lance Terry	G	30:11	5-15	0-6	0-0	1	3	4	4	4	10	4	3	0	1	1	-16	
1	Nathan George	G	35:20	4-10	2-5	1-1	1	4	5	0	1	11	10	7	0	1	0	-10	
3	Jaeden Mustaf	G	13:52	2-3	0-0	1-2	0	0	0	5	1	5	0	3	0	1	0	-19	
2	Javian McCollum	G	32:20	7-11	5-8	1-2	1	3	4	0	2	20	5	2	0	1	1	-10	
0	Ibrahim Souare		15:43	1-1	0-0	0-0	0	0	0	4	1	2	1	1	0	0	0	-4	
31	Duncan Powell	G	33:27	5-10	2-4	1-4	3	8	11	0	3	13	1	1	2	1	1	-9	
Team								3	1	4		0		2					
Totals			27:59	9-23	8-14	11	26	37	16	17	71	22	22	2	5	5	5	-22	

Shooting By Period

1st FG%	7-24	29.2%
3PT%	1-7	14.3%
FT%	4-4	100%
2nd FG%	20-35	57.1%
3PT%	8-16	50.0%
FT%	4-10	40%
GM FG%	27-59	45.9%
3PT%	9-23	39.1%
FT%	8-14	57.1%

Dead Ball Rebounds: 2

SMU - 93

Record: 12-4 (3-2)

Technical Fouls: NONE

NO.	Name	Min	FG		3P		FT	Rebounds		Fouls		TP	AS	TO	ST	Blocks		+/-
			M-A	M-A	M-A	M-A		OR	DR	TOT	PF					FF	BS	
23	Matt Cross	F	31:53	4-10	2-6	1-2	2	5	7	2	3	11	4	2	3	2	0	23
24	Samet Yigitoglu	C	26:03	2-7	0-1	3-5	3	6	9	4	3	7	1	3	3	2	0	27
0	B.J. Edwards	G	29:15	8-11	2-2	1-2	1	2	3	2	3	19	6	1	6	0	1	26
2	Boopie Miller	G	21:17	2-7	0-3	0-0	0	1	1	1	2	1	4	9	1	2	0	17
3	Chuck Harris	G	29:33	7-11	4-6	3-4	2	1	3	3	2	21	2	1	0	0	1	19
8	Karlo Oquendo	G	21:07	4-8	3-5	1-2	0	1	1	1	0	3	12	3	0	1	0	14
5	Tibet Gorener		10:16	1-1	0-0	0-0	0	1	1	2	0	2	0	0	0	0	1	
21	Yohan Traore		14:55	5-9	3-3	0-0	1	3	4	1	1	13	0	0	0	0	3	-4
22	Keon Ambrose-Hylton		10:18	2-5	0-1	0-0	1	1	2	1	0	4	0	1	0	0	0	8
20	Jerrell Colbert		02:34	0-0	0-0	0-0	0	0	0	0	0	0	0	1	0	0	0	-3
10	AJ George		02:02	0-0	0-0	0-0	0	2	2	0	0	0	0	0	0	0	0	-6
35	Jackson Young		00:47	0-1	0-1	0-0	0	0	0	0	0	0	0	0	0	0	0	-2
Team								3	1	4		0		0				
Totals			35:70	14-28	9-15	13	24	37	17	16	93	25	10	15	5	5	5	-22

Shooting By Period

1st FG%	19-34	55.9%
3PT%	8-14	57.1%
FT%	4-7	57.1%
2nd FG%	16-36	44.4%
3PT%	6-14	42.9%
FT%	5-8	62.5%
GM FG%	35-70	50.0%
3PT%	14-28	50.0%
FT%	9-15	60.0%

Dead Ball Rebounds: 2

Game Time: 9:00 PM

Game Duration: 2:06

Attendance: 4,047

Clemson - 70

Record: 14-4 (6-1)

NO. Name	Min	FG M-A	3P M-A	FT M-A	Rebounds OR DR TOT	Fouls PF FO	TP	AS	TO	ST	Blocks BS BA	+/-
0 Viktor Lakhin	F 35:27	4-9	0-4	2-4	0 6 6	1 5	10	4	3	0	1 0 13	
4 Ian Schieffelin	F 36:02	5-8	2-4	4-6	2 5 7	2 4	16	6	0	4	1 0 8	
7 Chauncey Wiggins	F 25:22	3-5	1-1	0-0	1 2 3	3 1	7	0	3	0	0 1 5	
1 Chase Hunter	G 35:46	3-9	2-5	6-6	0 1 1	3 4	14	3	1	1	1 0 9	
11 Jaeden Zackery	G 33:01	7-12	3-5	4-4	0 6 6	3 2	21	1	2	3	0 1 10	
2 Dillon Hunter	20:03	1-5	0-3	0-0	1 3 4	3 1	2	0	0	0	0 0 13	
10 Del Jones	06:59	0-3	0-1	0-0	2 2 2	2 0	2	0	0	0	0 0 1	
14 Christian Reeves	03:22	0-0	0-0	0-0	0 2 2	0 0	0	0	0	0	1 0 -5	
3 Jake Heidbreder	03:58	0-1	0-0	0-0	0 0 0	1 0	0	0	0	0	0 0 1	
Team					1 0 1		0					
Totals	23:52	8-23	16-20	5 27	32	18 17	70	16	9	8	4 2 11	

Shooting By Period		
1 st FG%	14-31	45.2%
3PT%	3-10	30.0%
FT%	5-6	83.3%
2 nd FG%	9-21	42.9%
3PT%	5-13	38.5%
FT%	11-14	78.6%
GMFG%	23-52	44.2%
3PT%	8-23	34.8%
FT%	16-20	80.0%
Dead Ball Rebounds: 3 0		

Georgia Tech - 59

Record: 8-19 (2-5)

NO. Name	Min	FG M-A	3P M-A	FT M-A	Rebounds OR DR TOT	Fouls PF FO	TP	AS	TO	ST	Blocks BS BA	+/-
11 Baye Ndongo	F 37:49	5-11	1-2	3-5	4 8 12	3 3	14	1	2	3	1 0 -11	
30 Ibrahim Souare	F 21:29	0-1	0-0	0-0	2 4 6	4 0	0	0	0	0 1 -8		
31 Duncan Powell	F 34:33	3-12	1-5	2-2	2 5 7	5 2	9	0	1	0 0 1 -13		
1 Nathanael George	G 37:27	5-11	3-6	0-1	1 2 3	3 4	13	4	5	0 0 -12		
2 Javian McCollum	G 37:59	3-11	1-4	4-4	0 0 0	1 3	11	5	2	1 0 -13		
3 Jaeden Mustaf	25:51	3-8	1-3	5-7	0 2 2	1 6	12	0	3	1 0 2 -1		
12 Ryan Mutombo	04:53	0-0	0-0	0-0	0 2 2	0 0	0	0	0	0 0 0 3		
Team					3 1 4		0	1				
Totals	19:54	7-20	14-19	12 24	36	17 18	59	10	14	6 2 4 -11		

Shooting By Period		
1 st FG%	7-23	30.4%
3PT%	2-10	20.0%
FT%	9-11	81.8%
2 nd FG%	12-31	38.7%
3PT%	5-10	50.0%
FT%	5-8	62.5%
GMFG%	19-54	35.2%
3PT%	7-20	35.0%
FT%	14-19	73.7%
Dead Ball Rebounds: 1 1		

Technical Fouls: NONE

Best Scoring Run	CL		GaTech		Points from Turnovers	Paint Points	Second Chance Fast Breaks	Bench	Period by Period Scoring			
	1st	2nd	1st	2nd					3rd			
Lead Changes	6	(1 st 14:20)	9	(2 nd 2:30)	28	20	7	6	CL	36	34	70
Times Tied	0				6	8			GaTech	25	34	59
Time with Lead	39:36		00:00		2	12						

NCAA

Official Basketball Box Score - Final

Georgian Tech at Florida State

01/18/25 Donald L. Tucker Center, Tallahassee

2024-25 FSU Men's Basketball

Game Duration: 2:07

Attendance: 6,779

Officials: A.J. Desai, Jemel Spearman, Michael Kiser

Georgian Tech - 78

Record: 8-11 (2-5)

NO.	Name	Min	FG	3P	FT	Rebounds		Fouls	TP	AS	TO	ST	Blocks		+/-		
			M-A	M-A	M-A	OR	DR	FF					BS	BA			
11	Baye Ndongo	F 26:13	1-3	0-0	1-1	2	10	12	5	3	3	1	2	0	0	1	1
30	Ibrahim Souare	F 27:15	1-1	0-0	0-2	1	1	2	4	2	2	0	2	0	0	0	-10
0	Lance Terry	G 38:33	9-17	2-6	3-4	0	1	1	1	2	23	2	2	1	0	2	-15
1	Nathan George	G 38:26	4-12	2-7	0-2	0	3	3	2	1	10	4	1	1	1	0	-9
2	Javian McCollum	G 36:51	7-17	4-11	2-3	0	2	2	1	3	20	4	3	3	0	1	-17
31	Duncan Powell	32:42	4-10	1-5	11-12	3	3	6	4	6	20	2	2	1	0	1	-15
Team						4	2	6			0						
Totals			26-60	9-29	17-24	10	22	32	17	17	78	13	12	6	1	5	13

Technical Fouls: NONE

Dead Ball Rebounds: 40

Florida State - 91

Record: 13-5 (4-3)

NO.	Name	Min	FG	3P	FT	Rebounds		Fouls	TP	AS	TO	ST	Blocks		+/-		
			M-A	M-A	M-A	OR	DR	FF					BS	BA			
1	Jamir Watkins	F 31:24	6-12	3-7	2-3	1	4	5	3	6	17	3	1	2	1	0	14
10	Taylor Bol Bowen	F 28:17	7-9	3-5	3-5	1	3	4	1	3	20	0	1	0	0	0	7
12	Malique Ewin	F 26:11	6-9	0-0	5-6	5	6	11	3	3	17	4	2	1	2	0	16
0	Chandler Jackson	G 20:15	4-9	0-2	0-0	0	1	1	1	0	8	1	1	1	0	0	4
5	Daquan Davis	G 21:20	3-8	0-3	1-1	0	1	1	2	1	7	3	0	0	1	1	19
7	Jerry Deng	11:10	3-5	2-3	1-2	0	1	1	1	2	1	9	0	0	0	0	6
25	Justin Thomas	23:11	0-2	0-0	0-0	2	6	8	3	3	0	5	3	0	0	0	11
3	Bostyn Holt	19:52	3-7	0-2	0-0	0	2	2	1	0	6	1	3	1	0	0	-1
21	Alter Malik	08:30	0-1	0-1	0-0	1	1	2	1	0	0	2	0	0	0	0	0
11	Christian Nitu	05:19	1-3	0-1	0-0	0	0	0	1	0	2	0	0	0	1	0	-3
9	Anastasios Rozakeas	01:59	2-2	1-1	0-0	1	0	1	0	0	5	0	0	0	0	0	-4
43	Jesse Jones	01:59	0-0	0-0	0-0	0	0	0	0	0	0	0	0	0	0	0	-4
19	Jalen Crawford	00:33	0-0	0-0	0-0	0	0	0	0	0	0	0	0	0	0	0	0
Team						1	2	3			0						
Totals			35-67	9-27	12-17	12	27	39	18	17	91	19	8	8	5	1	13

Technical Fouls: Davis 1st; 58Bowen 2nd; 159

GT

FSU

Biggest lead

0 (1st 20:00)

17 (2nd 1:59)

Best Scoring Run

13 (2nd 18:06)

9 (2nd 1:59)

Lead Changes

0

0

Times Tied

0

0

Time with Lead

00:00

39:38

Points from

GT

FSU

Turnovers

19

22

Paint

28

44

Second Chance

12

20

Fast Breaks

9

23

Bench

20

22

Period by Period Scoring

1st

2nd

TOT

GT

24

54

78

FSU

37

54

91

NCAA

Official Basketball Box Score - Final

Virginia Tech at Georgia Tech

01/22/25 McCallish Pavilion, Atlanta

2024-25 Men's Basketball

Game Time: 7:00 p.m.

Game Duration: 1:30

Attendance: 3,612

Officials: Lee Cassell, Bill Covington, Jr., Matt Poirier

Virginia Tech - 64

Record: 9-11 (3-5)

NO.	Name	Min	FG M-A	3P M-A	FT M-A	Rebounds OR DR TOT	Fouls PF FO	TP	AS	TO	ST	Blocks BS BA	+/-
1	Tobi Lawal	F 32:07	5-13	3-7	0-0	1 5 6	2 0	13	1	2	0	0	-17
34	Miyiljael Poteat	F 30:02	2-7	0-0	4-4	2 3 5	2 2	8	1	1	3	0	-5
2	Jaden Schutt	G 29:04	2-6	2-4	0-0	0 4 4	2 1	6	1	0	0	1	-5
10	Tyler Johnson	G 23:38	5-7	2-4	2-2	3 2 5	3 1	14	0	3	1	0	-11
11	Ben Hammond	G 16:16	1-6	0-2	0-0	1 1 2	1 0	2	2	0	0	0	2
7	Brandon Rechsteiner	D 24:15	3-6	1-4	0-0	1 0 1	1 0	7	6	5	1	0	-10
3	Jaydon Young	15:51	1-4	1-2	0-0	0 3 3	2 0	3	1	1	0	0	5
4	Rodney Brown Jr.	10:56	3-7	2-2	2-2	3 3 5	0 1	10	1	3	0	0	-2
5	Patrick Wessler	09:40	0-1	0-0	1-2	1 3 4	2 1	1	0	2	0	0	-1
13	Ben Burnham	08:11	0-2	0-1	0-0	1 1 2	2 0	0	0	0	0	1	9
Team								0 0					
Totals								63	13	17	5	0	-7

Technical Fouls: NONE

Georgia Tech - 71

Record: 11-26 (9-10)

NO.	Name	Min	FG M-A	3P M-A	FT M-A	Rebounds OR DR TOT	Fouls PF FO	TP	AS	TO	ST	Blocks BS BA	+/-
11	Baye Ndongo	F 38:21	6-8	0-0	2-5	2 7 9	3 2	14	4	3	5	1	0 8
30	Ibrahim Souare	F 31:49	2-3	0-0	1-2	1 4 5	1 1	5	1	1	0	1	0 8
31	Cunlison Powell	F 40:00	7-11	3-4	6-9	3 3 6	0 7	23	1	0	2	0	0 7
1	Nathan George	G 38:18	3-9	2-6	3-4	0 4 4	1 4	11	7	3	3	0	0 8
2	Javian McCollum	G 37:27	5-16	1-7	5-6	0 3 3	0 3	16	4	3	0	0	0 13
12	Ryan Mutombo	09:53	1-2	0-0	0-0	0 0 0	1 0	2	1	0	0	1	-2
10	Darrion Sutton	04:12	0-2	0-0	0-0	0 0 0	0 0	0	0	0	1	0	-7
Team								0 0					
Totals								24-51	6-17	17-26	7 22	29 6 17	71 18 10 11 3 0 7

Technical Fouls: NONE

Shooting By Period

1 st	2 nd	3 rd	4 th	OT
FG%	15-28	53.6%		
3PT%	5-10	50.0%		
FT%	4-6	66.7%		
2 nd FG%	9-23	39.1%		
3 rd FG%	1-7	14.3%		
FT%	13-20	65%		
GM FG%	24-51	47.1%		
3PT%	6-17	35.3%		
FT%	17-26	65.4%		

Dead Ball Rebounds: 4

	VaTech	Georgia Tech
Biggest lead	2 (1 st 4:28)	9 (1 st 16:58)
Best Scoring Run	8 (1 st 8:57)	7 (1 st 11:30)
Lead Changes	6	
Times Tied	5	
Time with Lead	02:53	33:09

Points from	VaTech	Georgia Tech
Turnovers	18	28
Paint	12	20
Second Chance	8	5
Fast Breaks	8	14
Bench	21	2

Period by Period Scoring	1st	2nd	TOT
VaTech	35	29	64
Georgia Tech	39	32	71

2024-25 BOX SCORES

NCAA

Georgia Tech at Duke

03/13/25 Spectrum Center, Charlotte, NC

2024-25 Men's Basketball

Game Time: 12:00 PM

Game Duration: 1:00

Attendance:

Georgia Tech - 70

Record: 17-16

Officials: Ted Valentine, Tony Henderson, Jemel Spearman

NO.	Name	Min	FG M-A	3P M-A	FT M-A	Rebounds OR DR TOT	Fouls PF FD	TP	AS	TO	ST	Blocks BS BA	+/-				
11	Baye Ndongo	F 35:05	6-11	0-0	3-3	4	3	7	3	15	3	2	1	2	3	-10	
31	Duncan Powell	F 40:00	9-20	6-14	0-0	3	3	6	4	0	24	2	2	1	2	-8	
0	Lance Terry	G 40:00	5-11	2-4	0-1	0	4	4	4	1	12	0	2	0	0	-8	
1	Nathanael George	G 40:00	3-12	2-5	0-0	0	3	3	1	0	8	7	3	1	0	0	-8
3	Jaeden Mustaf	G 26:44	1-5	0-2	3-4	0	5	5	2	2	5	2	1	1	0	1	-4
10	Darrion Sutton	14:31	2-2	2-2	0-0	0	3	3	2	0	6	0	1	0	0	0	-4
30	Ibrahim Souare	03:40	0-0	0-0	0-0	0	0	0	2	0	0	0	0	0	0	0	-2
						2	1	3			0	0					
Totals			26-61	12-27	6-8	9	22	31	18	10	70	14	11	4	3	7	-8

Technical Fouls: NONE

Shooting By Period		
1 st	FG%	12-29 41.4%
	3PT%	5-13 38.5%
	FT%	2-3 66.7%
2 nd	FG%	14-32 43.8%
	3PT%	7-14 50.0%
	FT%	4-5 80%
GM FG%	26-61	42.6%
	3PT%	12-27 44.4%
	FT%	6-8 75.0%

Dead Ball Rebounds: 1, 1

Duke - 78

Record: 29-3

NO.	Name	Min	FG M-A	3P M-A	FT M-A	Rebounds OR DR TOT	Fouls PF FD	TP	AS	TO	ST	Blocks BS BA	+/-				
2	Cooper Flagg	F 15:15	1-7	0-3	0-0	0	4	4	0	2	2	1	2	1	1	-7	
9	Khaman Maluaich	C 23:32	6-8	0-0	2-2	4	5	9	3	3	14	0	2	0	4	1	-5
5	Tyrese Proctor	G 35:10	2-11	0-5	2-2	2	3	5	1	2	6	3	1	1	0	0	13
7	Kon Knueppel	G 38:08	7-14	2-6	12-13	2	3	5	1	8	28	8	1	2	1	9	9
14	Sion James	G 31:10	3-7	1-5	0-0	1	3	4	3	1	7	3	0	0	0	0	6
1	Caleb Foster	05:23	0-1	0-1	0-0	0	0	0	1	1	0	0	1	0	0	0	-7
3	Isiah Evans	16:57	5-9	4-8	0-0	0	2	2	0	0	14	0	0	0	0	0	8
6	Malik Brown	05:47	0-0	0-0	0-0	0	0	0	0	0	0	0	0	0	0	0	-8
18	Mason Gillis	18:33	0-2	0-2	0-0	0	4	4	1	0	0	0	1	2	0	0	11
21	Patrick Ngonnga	10:05	3-3	0-0	1-2	1	1	2	0	1	7	0	0	0	1	0	10
						1	2	3			0	1					
Totals			27-62	7-30	17-19	11	27	38	10	18	78	14	8	7	7	3	-8

Technical Fouls: NONE

Shooting By Period		
1 st	FG%	11-30 36.7%
	3PT%	2-16 12.5%
	FT%	2-2 100%
2 nd	FG%	16-32 50.0%
	3PT%	5-14 35.7%
	FT%	15-17 88.2%
GM FG%	27-62	43.5%
	3PT%	7-30 23.3%
	FT%	17-19 89.5%

Dead Ball Rebounds: 3, 0

	GAT	DUK
Biggest lead	14 (1 st 5:02)	11 (2 nd 8:01)
Best Scoring Run	9 (1 st 10:51)	14 (2 nd 15:33)
Lead Changes	5	
Times Tied	2	
Time with Lead	19:02	17:46

Points from	GAT	DUK
Turnovers	12	12
Paint	26	40
Second Chance	5	8
Fast Breaks	9	22
Bench	6	21

Period by Period Scoring			
	1st	2nd	TOT
GAT	31	39	70
DUK	26	52	78

GT

MISCELLANEOUS

Starting Lineups

Specialty Stats (GT/Opp)

Date	Opponent	Result	F	F	C	G	G	Lineup#	Record
N6	WEST GEORGIA	W, 85-62	Reeves Jr.	O'Brien	Ndongo	McCollum	George	1	1-0
N10	NORTH FLORIDA	L, 93-105	Reeves Jr.	O'Brien	Ndongo	McCollum	George	1	1-1
N12	TEXAS SOUTHERN	W, 81-62	Reeves Jr.	Ndongo	Onwuchekwa	McCollum	George	2	1-0
N15	GEORGIA	L, 69-77	Reeves Jr.	Ndongo	Onwuchekwa	McCollum	George	2	1-1
N23	CINCINNATI	L, 58-81	Reeves Jr.	Ndongo	Onwuchekwa	McCollum	George	2	1-2
N27	CHARLESTON SOUTHERN	W, 91-67	Reeves Jr.	Ndongo	Onwuchekwa	Terry	George	3	1-0
N30	CENTRAL ARKANSAS	W, 87-68	O'Brien	Ndongo	Onwuchekwa	Terry	George	4	1-0
D3	at Oklahoma	L, 61-76	O'Brien	Ndongo	Onwuchekwa	Terry	George	4	1-1
D7	at North Carolina	L, 65-68	O'Brien	Ndongo	Onwuchekwa	Terry	George	4	1-2
D15	vs. Northwestern	L, 60-71	O'Brien	Ndongo	Onwuchekwa	Terry	George	4	1-3
D18	UMBC	W, 91-82	Mustaf	Ndongo	Mutombo	Terry	George	5	1-0
D21	DUKE	L, 56-82	Mustaf	Ndongo	Mutombo	Terry	George	5	1-1
D28	ALABAMA A&M	W, 92-49	Mustaf	Ndongo	Mutombo	Terry	George	5	2-1
D31	NOTRE DAME	W, 86-75	Mustaf	Ndongo	Mutombo	Terry	George	5	3-1
J4	BOSTON COLLEGE	W, 85-64	Mustaf	Ndongo	Mutombo	Terry	George	5	4-1
J7	at Syracuse	L, 55-62	Mustaf	Ndongo	Mutombo	Terry	George	5	4-2
J11	at SMU	L, 71-93	Mustaf	Ndongo	Mutombo	Terry	George	5	4-3
J14	CLEMSON	L, 59-70	Powell	Ndongo	Square	McCollum	George	6	0-1
J18	at Florida State	L, 78-91	Terry	Ndongo	Square	McCollum	George	7	0-1
J22	VIRGINIA TECH	W, 71-64	Powell	Ndongo	Square	McCollum	George	6	0-2
J28	at Notre Dame	L, 68-71	Terry	Ndongo	Square	McCollum	George	7	0-2
F1	LOUISVILLE	W, 77-70	Terry	Ndongo	Square	McCollum	George	7	1-2
F4	at Clemson	W, 89-86 (3ot)	Terry	Ndongo	Square	McCollum	George	7	2-2
F8	at Virginia	L, 61-75	Powell	Ndongo	Square	Terry	George	8	0-1
F12	STANFORD	W, 60-52	Powell	Ndongo	Square	Sutton	George	9	1-0
F15	CALIFORNIA	W, 90-88 (ot)	Powell	Ndongo	Square	Terry	George	8	1-1
F22	at Boston College	L, 54-69	Powell	Ndongo	Square	Terry	George	8	1-2
F25	at Pittsburgh	W, 73-67	Powell	Ndongo	Square	Terry	George	8	2-2
M1	NC STATE	W, 87-62	Powell	Ndongo	Square	Terry	George	8	3-2
M4	MIAMI	W, 89-74	Powell	Ndongo	Square	Terry	George	8	4-2
M8	at Wake Forest	L, 43-69	Powell	Ndongo	Square	Terry	George	8	4-3
M12	vs. Virginia	W, 66-60	Powell	Ndongo	Mustaf	Terry	George	10	1-0
M13	vs. Duke	L, 70-78	Powell	Ndongo	Mustaf	Terry	George	10	1-1
M18	Jacksonville State	L, 64-81	Powell	Ndongo	Mustaf	Terry	George	10	1-2

Miscellaneous

Date	Opponent	Uniform	Color	Tip	Large Lead	Large Deficit	Ties	Lead Changes	GT Led	Opp Led	Tied	#Players Played	On the Floor at the End
N6	WEST GEORGIA	White	UWG		30	-	-	-	39:35	-	0:25	11	McCollum, Terry, Sutton, Square, Powell
N10	NORTH FLORIDA	Gold	GT		9	21	7	7	13:25	23:28	3:07	8	George, McCollum, Ndongo, Reeves Jr., Terry
N12	TEXAS SOUTHERN	White	GT		30	2	1	6	36:02	2:35	1:23	8	George, McCollum, Terry, Square, Powell
N15	GEORGIA	White	GT		3	15	3	4	7:17	29:40	3:03	9	George, Reeves Jr., Ndongo, Onwuchekwa, Terry
N23	CINCINNATI	Gold	UC		2	26	1	1	0:25	38:15	1:20	11	Terry, Mustaf, Square, Powell, Nichols
N27	CHARLESTON SOUTHERN	Gold	GT		24	2	2	4	38:01	1:02	0:57	9	Mustaf, Terry, George, Ndongo, Powell
N30	CENTRAL ARKANSAS	White	GT		19	-	-	-	39:41	-	0:19	8	Terry, George, Mustaf, Ndongo, Powell
D3	at Oklahoma	Gray	OU		11	15	1	3	21:50	17:10	1:00	8	Terry, George, Mustaf, O'Brien, Powell
D7	at North Carolina	Gold	GT		8	7	12	9	13:57	22:17	3:46	8	Terry, George, O'Brien, Mustaf, Powell
D15	vs. Northwestern	Navy	NU		-	22	-	-	-	39:42	0:18	10	Terry, Mustaf, Sutton, Ndongo, Powell
D18	UMBC	White	GT		22	9	-	2	34:25	3:52	1:43	9	Terry, George, McCollum, Mustaf, O'Brien
D21	DUKE	White	DU		3	26	1	1	3:34	35:36	1:00	9	Mustaf, McCollum, Sutton, Powell, Square
D28	ALABAMA A&M	Gold	AAMU		43	2	3	4	36:59	0:33	2:28	11	Mustaf, Sutton, Square, Nichols, San Miguel
D31	NOTRE DAME	White	ND		19	1	1	2	38:07	0:21	1:32	8	Terry, George, McCollum, Mustaf, Powell
J4	BOSTON COLLEGE	White	BC		27	4	4	4	35:18	2:55	1:47	8	George, Mustaf, Ndongo, Square, Powell
J7	at Syracuse	Gray	SYR		3	8	3	4	0:57	36:16	2:47	8	Terry, George, McCollum, Ndongo, Powell
J11	at SMU	Gold	GT		2	37	-	1	0:17	39:29	0:14	8	Terry, George, McCollum, Ndongo, Powell
J14	CLEMSON	White	CL		-	19	-	-	-	39:36	0:24	7	George, McCollum, Mustaf, Ndongo, Square
J18	at Florida State	Navy	FSU		-	17	-	-	-	39:38	0:22	6	Terry, George, McCollum, Square, Powell
J22	VIRGINIA TECH	Gold	GT		9	2	5	6	33:09	2:53	3:58	7	Ndongo, Square, Powell, George, McCollum
J28	at Notre Dame	Gray	GT		7	6	2	1	36:53	1:49	2:18	7	Terry, George, McCollum, Square, Powell
F1	LOUISVILLE	HBE/Navy	LOU		9	13	2	7	15:12	23:36	1:12	6	Terry, George, McCollum, Square, Powell
F4	at Clemson	Navy	GT		5	6	14	23	14:41	28:38	11:41	8	Terry, George, Ndongo, Square, Powell
F8	at Virginia	Gold	VA		3	17	4	4	3:14	34:03	2:43	8	Sutton, Square, Powell, San Miguel, Nichols
F12	STANFORD	White	GT		20	-	-	-	-	39:34	0:26	7	George, Mustaf, Sutton, Ndongo, Powell
F15	CALIFORNIA	White	CAL		9	5	14	13	20:44	14:22	4:54	7	Terry, George, Mustaf, Ndongo, Powell
F22	at Boston College	Navy	GT		1	15	2	4	1:38	36:56	1:26	7	Terry, Mustaf, Sutton, Square, Powell
F25	at Pittsburgh	Gray	PIT		12	2	4	3	36:56	0:36	2:28	8	Terry, George, Sutton, Ndongo, Powell
M1	NC STATE	Gold	GT		27	4	3	8	31:14	6:43	2:03	9	Mustaf, Sutton, Powell, San Miguel, Nichols
M4	MIAMI	White	MIA		26	2	1	4	37:19	1:00	1:41	9	Mustaf, Square, Powell, San Miguel, Nichols
M8	at Wake Forest	Gray	WF		2	31	1	3	0:43	38:14	1:03	9	Mustaf, Sutton, Square, San Miguel, Nichols
M12	vs. Virginia	White	GT		13	7	5	4	22:05	15:35	2:20	7	Terry, George, Mustaf, Ndongo, Powell
M13	vs. Duke	Gold	DU		14	11	2	5	19:02	17:46	3:12	7	Terry, George, Ndongo, Sutton, Powell
M18	Jacksonville State	White	JSU		-	24	1	-	-	38:32	1:28	8	George, McCollum, Mustaf, Sutton, Powell

ROSTER AT-A-GLANCE

NUMERICAL

No.	Name	Pos.	Ht.	Wt.	Cl.	Exp.	Hometown	High School/College
0	Lance Terry	G	6-3	200	r-Sr.	1VL	College Park, Ga.	The Heritage School (Ga.) / Gardner-Webb
1	Naithan George	G	6-3	185	So.	1VL	Toronto, Ontario	Canyon International Academy (Glendale, Ariz.)
2	Javian McCollum	G	6-2	175	Sr.	TR	Fort Myers, Fla.	Fort Myers HS/Siena/Oklahoma
3	Jaeden Mustaf	G	6-5	210	Fr.	HS	Bowie, Md.	Overtime Elite (Atlanta, Ga.)
9	Luke O'Brien	F	6-8	225	Gr.	TR	Littleton, Colo.	Columbine HS/Colorado
10	Darrion Sutton	F	6-8	205	Fr.	HS	St. Charles, Mo.	Overtime Elite (Atlanta, Ga.)
11	Baye Ndongo	F	6-9	240	So.	1VL	Mboro, Senegal	Putnam (Conn.) Science Academy
12	Ryan Mutombo	C	7-2	255	Gr.	TR	Atlanta, Ga.	The Lovett School/Georgetown
14	Kowacie Reeves, Jr.	G	6-7	205	Sr.	1VL	Macon, Ga.	Westside HS / Florida
30	Ibrahim Souare	F	6-9	225	r-Fr.	RS	Conakry, Guinea	Canyon International Academy (Glendale, Ariz.)
31	Duncan Powell	F	6-8	235	rOJr.	TR	Dallas, Texas	DeSoto HS/North Carolina A&T/Sacramento State
32	Dyllan Thompson	G/F	6-7	215	Fr.	HS	Sugar Land, Texas	Second Baptist HS
33	Marcos San Miguel	G	6-4	203	So.	1VL	Atlanta, Ga.	Campbell HS
35	Emmer Nichols	F	6-6	223	r-So.	1VL	Woodside, Calif.	Sacred Heart Preparatory School
45	Doryan Onwuchekwa	C	6-11	240	Fr.	HS	Dallas, Texas	Faith Family Academy of Oak Cliff

ALPHABETICAL

No.	Name	Pos.	Ht.	Wt.	Cl.	Exp.	Hometown	High School/College
1	Naithan George	G	6-3	185	So.	1VL	Toronto, Ontario	Canyon International Academy (Glendale, Ariz.)
2	Javian McCollum	G	6-2	175	Sr.	TR	Fort Myers, Fla.	Fort Myers HS/Siena/Oklahoma
3	Jaeden Mustaf	G	6-5	210	Fr.	HS	Bowie, Md.	Overtime Elite (Atlanta, Ga.)
12	Ryan Mutombo	C	7-2	255	Gr.	TR	Atlanta, Ga.	The Lovett School/Georgetown
11	Baye Ndongo	F	6-9	240	So.	1VL	Mboro, Senegal	Putnam (Conn.) Science Academy
35	Emmer Nichols	F	6-6	223	r-So.	1VL	Woodside, Calif.	Sacred Heart Preparatory School
9	Luke O'Brien	F	6-8	225	Gr.	TR	Littleton, Colo.	Columbine HS/Colorado
45	Doryan Onwuchekwa	C	6-11	240	Fr.	HS	Dallas, Texas	Faith Family Academy of Oak Cliff
31	Duncan Powell	F	6-8	235	r-Jr.	TR	Dallas, Texas	DeSoto HS/North Carolina A&T/Sacramento State
14	Kowacie Reeves, Jr.	G	6-7	205	Sr.	1VL	Macon, Ga.	Westside HS / Florida
33	Marcos San Miguel	G	6-4	203	So.	1VL	Atlanta, Ga.	Campbell HS
30	Ibrahim Souare	F	6-9	225	r-Fr.	RS	Conakry, Guinea	Canyon International Academy (Glendale, Ariz.)
10	Darrion Sutton	F	6-8	205	Fr.	HS	St. Charles, Mo.	Overtime Elite (Atlanta, Ga.)
0	Lance Terry	G	6-3	200	r-Sr.	1VL	College Park, Ga.	The Heritage School (Ga.) / Gardner-Webb
32	Dyllan Thompson	G/F	6-7	215	Fr.	HS	Sugar Land, Texas	Second Baptist HS

Head Coach: Damon Stoudamire (Arizona, 1995), 2nd season

Associate Head Coach: Karl Hobbs (Connecticut, 1984), 2nd season

Assistant Coach: B.J. Elder (Georgia Tech, 2014), 6th season

Assistant Coach: Pershin Williams (North Florida, 2005), 2nd season

Assistant Coach: Nate Babcock (Wisconsin-Eau Claire, 2009), 2nd season

Assistant Coach: Bonzi Wells (Ball State, 1998), 2nd season

Quality Control Analyst: Greg Gary (Tulane, 1992), 1st season

Director of Player Personnel: Matt Holt (Northeastern, 2011), 2nd season

Director of Scouting: Hayden Sheridan (Arizona, 2016), 7th season

Assistant Director of Operations: Taylor Ann Hendricks (Iowa State, 2020), 3rd season

Special Assistant to the Head Coach: James Forrest (Georgia Tech, 1995), 1st season

Associate Director of Sports Medicine/Men's Basketball: Richard Stewart (Salisbury, 2005), 18th season

Director of Strength and Conditioning/Men's Basketball: Justin Landry (Cal State East Bay, 2012), 2nd season

Recruiting and Operations Coordinator: Jake Alburnus (Western Michigan, 2020), 2nd season

BY CLASS

Graduates: Ryan Mutombo, Luke O'Brien

Seniors: Javian McCollum, Kowacie Reeves, Jr., Lance Terry (r)

Juniors: Duncan Powell

Sophomores: Naithan George, Baye Ndongo, Emmer Nichols (r), Marcos San Miguel

Freshman: Jaeden Mustaf, Doryan Onwuchekwa, Ibrahim Souare (r), Darrion Sutton, Dyllan Thompson

BY STATE/COUNTRY

California: Emmer Nichols

Canada: Naithan George

Colorado: Luke O'Brien

Florida: Javian McCollum

Georgia: Ryan Mutombo, Kowacie Reeves, Jr., Marcos San Miguel, Lance Terry

Guinea: Ibrahim Souare

Maryland: Jaeden Mustaf

Missouri: Darrion Sutton

Senegal: Baye Ndongo

Texas: Doryan Onwuchekwa, Duncan Powell, Dyllan Thompson

BY MAJOR

Applied Language and Intercultural Studies: Javian McCollum, Duncan Powell

Business Administration: Naithan George, Jaeden Mustaf, Dorian Onwuchekwa, Ibrahim Souare, Darrion Sutton

Computer Science: Marcos San Miguel

Economics: Luke O'Brien

Economics/International Affairs: Emmer Nichols

History, Technology & Society: Kowacie Reeves, Jr., Lance Terry

Literature, Media & Communication: Baye Ndongo

Management (MS): Ryan Mutombo

BY HEIGHT

6-2 Javian McCollum

6-3 Naithan George, Lance Terry

6-4 Marcos San Miguel

6-5 Jaeden Mustaf

6-6 Dallan "Deebo" Coleman, Miles Kelly, Emmer Nichols, Ibrahim Sacko

6-7 Kowacie Reeves, Jr., Dyllan Thompson

6-8 Luke O'Brien, Duncan Powell, Darrion Sutton

6-9 Baye Ndongo, Ibrahim Souare

6-11 Doryan Onwuchekwa

7-2 Ryan Mutombo

PRONUNCIATION GUIDE

McCamish Pavilion Muh-CAM-ish (like CAM Newton)

Javian McCollum JAY-vee-un muh-CALL-um

Jaeden Mustaf JAY-dun MOO-stoff

Ryan Mutombo moo-TOM-bo

Baye Ndongo BYE nDON-go

(NOT en-dongo or ruh-dongo)

Doryan Onwuchekwa DOR-ee-un ON-woo-CHECK-wuh

Kowacie Reeves, Jr. ko-WAY-see

Ibrahim Souare EE-bruh-HEEM SWAR-ay (rhymes with soiree)

Darrion Sutton DARR-ee-on

RADIO/TV ROSTER



Naithan George
G • 6-3 • So.

1




Javian McCollum
G • 6-2 • Sr.

2



Jaeden Mustaf
G • 6-5 • Fr.

3



Ryan Mutombo
C • 7-2 • Gr.

12



Baye Ndongo
F • 6-9 • So.

11




Emmer Nichols
F • 6-6 • r-So.

35



Luke O'Brien
F • 6-8 • Gr.

9



Doryan Onwuchekwa
C/F • 6-11 • Fr.

45



Duncan Powell
F • 6-8 • Jr.

31



Kowacie Reeves, Jr.
G • 6-7 • Sr.

14



Marcos San Miguel
G • 6-4 • So.

33



Ibrahim Souare
F • 6-9 • r-Fr.

30



Darrion Sutton
F • 6-8 • Fr.

10



Lance Terry
G • 6-3 • Sr.

0



Dyllan Thompson
G/F • 6-7 • Fr.

32



Damon Stoudamire
Head Coach



Karl Hobbs
Associate Head Coach



B.J. Elder
Assistant Coach



Pershin Williams
Assistant Coach



Nate Babcock
Assistant Coach



Bonzi Wells
Assistant Coach

RADIO/TV CHEAT SHEET



0

LANCE TERRY**Guard • 6-3 • 200 • 5th-yr. Senior • College Park, Ga.**

Year	GP/GS	PPG	RPG	APG	FG%	3FG%	FT%
2024-25	31/26	14.5	3.2	1.6	.426	.358	.707
Season Highs	Pts: 31	Reb: 10	Ast: 4	Min: 52:16			
Career Highs	Pts: 31	Reb: 10	Ast: 4	Min: 52:16			



1

NAITHAN GEORGE (NAY-thun or NATE)**Guard • 6-3 • 185 • Sophomore • Toronto, Ontario**

Year	GP/GS	PPG	RPG	APG	FG%	3FG%	FT%
2024-25	34/34	12.3	4.2	6.5	.393	.339	.789
Season Highs	Pts: 28	Reb: 10	Ast: 12	Min: 55:00			
Career Highs	Pts: 28	Reb: 10	Ast: 12	Min: 55:00			



2

JAVIAN MCCOLLUM (JAY-vee-un)**Guard • 6-2 • 175 • Senior • Fort Myers, Fla.**

Year	GP/GS	PPG	RPG	APG	FG%	3FG%	FT%
2024-25	20/11	11.9	2.7	3.6	.429	.358	.870
Season Highs	Pts: 21	Reb: 5	Ast: 6	Min: 37:59			
Career Highs	Pts: 30	Reb: 7	Ast: 9	Min: 38			



3

JAEDEN MUSTAF (JAY-dun MOO-stoff)**Guard • 6-5 • 210 • Freshman • Bowie, Md.**

Year	GP/GS	PPG	RPG	APG	FG%	3FG%	FT%
2024-25	26/10	8.3	3.1	1.6	.393	.344	.714
Season Highs	Pts: 18	Reb: 8	Ast: 6	Min: 34:04			
Career Highs	Pts: 18	Reb: 8	Ast: 6	Min: 34:04			



9

LUKE O'BRIEN**Forward • 6-8 • 225 • Grad. Senior • Littleton, Colo.**

Year	GP/GS	PPG	RPG	APG	FG%	3FG%	FT%
2024-25	10/6	6.4	4.4	0.6	.471	.321	.778
Season Highs	Pts: 15	Reb: 10	Ast: 1	Min: 27:35			
Career Highs	Pts: 18	Reb: 14	Ast: 4	Min: 36			



10

DARRION SUTTON (DARE-ee-on)**Forward • 6-8 • 205 • Freshman • St. Louis, Mo.**

Year	GP/GS	PPG	RPG	APG	FG%	3FG%	FT%
2024-25	18/1	1.3	1.6	0.6	.250	.222	.667
Season Highs	Pts: 6	Reb: 4	Ast: 2	Min: 33:36			
Career Highs	Pts: 6	Reb: 4	Ast: 2	Min: 33:36			



11

BAYE NDONGO (BYE NDON-go)**Forward • 6-9 • 240 • Sophomore • Mboro, Senegal**

Year	GP/GS	PPG	RPG	BPG	FG%	3FG%	FT%
2024-25	34/34	13.4	8.9	1.1	.366	.368	.664
Season Highs	Pts: 29	Reb: 17	Blk: 3	Min: 52:23			
Career Highs	Pts: 29	Reb: 19	Blk: 4	Min: 52:23			



12

RYAN MUTOMBO (moo-TOM-bo)**Center • 7-2 • 255 • Grad. Senior • Atlanta, Ga.**

Year	GP/GS	PPG	RPG	BPG	FG%	3FG%	FT%
2024-25	15/7	2.3	2.5	0.5	.471	.000	.400
Season Highs	Pts: 10	Reb: 7	Blk: 2	Min: 21:33			
Career Highs	Pts: 15	Reb: 11	Blk: 4	Min: 21:33			



14

KOWACIE REEVES, JR. (ko-WAY-see)**Forward • 6-7 • 205 • Senior • Macon, Ga.**

Year	GP/GS	PPG	RPG	APG	FG%	3FG%	FT%
2024-25	6/6	9.3	2.5	1.0	.386	.281	.600
Season Highs	Pts: 17	Reb: 7	Ast: 3	Min: 32:30			
Career Highs	Pts: 21	Reb: 10	Ast: 3	Min: 42:46			



30

IBRAHIM SQUARE (EE-bruh-heem SWAR-ay)**Forward • 6-9 • 225 • RS-Sophomore • Conakry, Guinea**

Year	GP/GS	PPG	RPG	BPG	FG%	3FG%	FT%
2024-25	30/14	2.8	3.6	0.6	.597	.000	.313
Season Highs	Pts: 9	Reb: 12	Blk: 4	Min: 42:30			
Career Highs	Pts: 9	Reb: 12	Blk: 4	Min: 42:30			



31

DUNCAN POWELL**Forward • 6-8 • 235 • RS-Junior • Dallas, Texas**

Year	GP/GS	PPG	RPG	APG	FG%	3FG%	FT%
2024-25	33/13	12.4	5.4	0.8	.441	.358	.687
Season Highs	Pts: 26	Reb: 12	Ast: 2	Min: 48:39			
Career Highs	Pts: 26	Reb: 15	Ast: 10	Min: 48:39			



45

DORYAN ONWUCHEKWA (DORIAN ON-wu-CHECK-wuh)**Center • 6-11 • 240 • Freshman • Dallas, Texas**

Year	GP/GS	PPG	RPG	BPG	FG%	3FG%	FT%
2024-25	10/8	3.5	4.9	0.6	.333	.167	.200
Season Highs	Pts: 7	Reb: 11	Blk: 2	Min: 27:03			
Career Highs	Pts: 7	Reb: 11	Blk: 2	Min: 27:03			

Notes

- Played all 80 minutes in 2 ACC Tournament games; 8.0 ppg, 5.0 rpg, 6-19 FG, 3-7 3pt FG
- Finished as Tech's top scorer despite missing 3 ACC games (wrist), No. 7 in ACC in 3pt FG per game (2.20)
- Averaged 14.6 ppg, 3.1 rpg vs. ACC (reg season), 40.1% FG, 31.6% 3pt FG, 68.6% FT, 36.1 min per game
- Scored 20+ 9 times this season (6X vs. ACC teams), 22 games in double figures (1,343 career pts)

Notes • Honorable mention All-ACC / 4th in voting for Most Improved Player

- No. 1 in the ACC, No. 11 in NCAA in assist average, first Tech player to lead ACC in APG since 1995-96
- Double figures in 17 of last 21 games, including 20+ in 4 straight (Clemson, Virginia, Stanford, Cal)
- In ACC reg season games: 13.5 ppg, 6.5 apg, 4.7 rpg (40.9% FG, 34.6% 3pt FG, 77.8%)
- His 221 assists 5th most in a season at Tech, 356 over 2 seasons already 14th on Tech career list

Notes

- Missed 11 games (4 games pre-holiday, 10 in Feb/March) with head injuries, returned to play in NIT
- 15.1 ppg over 10-game stretch before Clemson, 4 games of 20+ pts (35.7% 3pt FG, 29-33 FT, 39 ast, 18 stl)
- Vs. ACC : 13.9 ppg, 4.0 apg, 42.9% FG, 33.3% 3pt FG, 85.7% FT (21 pts vs. ND, 20 vs. BC, SMU, FSU)
- Transfer from Oklahoma, No. 31 in ESPN's transfer portal ranking, No. 2 among transfers into ACC (247Sports)

Notes

- Missed 6 games in Jan/Feb (foot); started last 3 games (2 ACC Tournament, 1 NIT) & averaged 7.1 ppg, 5.1 rpg
- 8 games w/ double-digit points (12 pts vs. Clemson [1/14], 13 vs. NC State, 12 at Wake in ACC play)
- Started 7 straight games earlier in the season - 25 mpg, 8.4 ppg, 44.9% FG, 3-6 3pt FG
- Overtime Elite product ranked No. 58 nationally and No. 7 at his position

Notes

- Started 6 of 10 games played, played 1 ACC game; missed last 23 with toe injury (last played 12/18 vs. UMBC)
- Solid rotation player who is No. 3 on team in FG%, season-high 10 rebs vs. West Ga., 15 pts vs. North Fla.
- Transfer from Colorado, where he played with 3 2024 NBA draft picks; key rotation player/part-time starter
- Played in 111 games (29 starts) over 4 seasons, career-best 6.7 ppg, 3.8 rpg, 37.6% 3FG in 2023-24

Notes

- Played in 18 games, but averaged >15 minutes over last 10 (16 total points, 19 rebounds)
- Scored season-high 6 pts vs. Duke in ACC Tournament, hitting his first 2 career 3pt FG
- Played in opener vs. West GA, then missed 8 with inj; returned to action vs. Northwestern
- Overtime Elite product ranked No. 98 nationally and No. 24 at his position

Notes • Third-team All-ACC

- Tech's No. 2 scorer and top rebounder; 4th in ACC in rpg, top 6 in off reb & def reb per game
- 13 double-doubles this season, 11 in ACC games (including tournament), 9 in final 13 games
- Scored in double-digits in 27 of 34 games, rebounded in double-digits in 14 games
- 1 of 2 players avg double-double in ACC games - 14.4 ppg, 10.2 rpg, 54.4% FG, team-high 24 blk & 22 stl

Notes

- DNP 1st 9 games, played in 15 games since, led Tech in rebounds 3 games
- Scored 16 points with 14 rebounds in 1st 2 games played (Northwestern/UMBC); 1.6 ppg/2.4 rpg since
- Graduate transfer from Georgetown; son of late Hoya and NBA star Dikembe Mutombo
- Played in 54 games, making 1 start, for the Hoyas over 3 years; averaged 3.3 ppg, 2.3 rpg

Notes

- Started all 38 games at Tech before missing last 28 this season with a foot injury (last played 11/27 vs. Ch.So.)
- Double-figure points in first 3 games this season (13 last season), 9 total points, 3 rebounds last 3 games
- Led team in 3pt pct. (38.3), No. 2 in FT pct. (84.0) in 2023-24
- Averaged 9.2 ppg, 3.7 rpg, 40.7% FG, 41.3% 3pt FG in ACC games

Notes

- Power forward prospect from Guinea who redshirted in 2023-24, played all 20 ACC games (21.5 mpg)
- Started final 14 regular-season games, playing 24.6 mpg, 3.9 ppg, 5.0 rpg, 57.1% FG, 9 blocks
- Scored season-highs of 9 pts with 12 reb in 42:30 in 3-OT win at Clemson; 8 pts, 11 reb vs. Wake Forest
- Attended Canyon International Academy/teammate of Naithan George in 2022-23

Notes • Runner-up ACC 6th-Man of the Year / ACC all-tournament 2nd team

- Transfer from Sacramento State, played in 33 games, started last 11
- 10+ points in 14 of last 16 games, 20 or more in 7 of them
- In ACC Tournament, scored 21 vs. UVA, 24 vs. Duke, 9 total rebs, 18-34 FG, 6-16 3pt FG, 3 ast, 2 blk
- Vs. ACC regular season: 13.9 ppg, 5.4 rpg, 42.7% FG, team-high 36.5% 3pt FG, 72.3% FT

Notes

- Played in 10 games, started 8 (3.5 ppg, 5.1 rpg, 11-33 FG); has not played since Dec. 15 (personal)
- 3-star prospect from Faith Family Academy in Dallas; No. 112 nationally (247Sports Comp) and No. 17 center
- Helped Faith Family Academy to a 118-24 record over 4 years with 3 UIL 4A state titles
- Earned all-state honors as a senior, all-Dallas Metro team in 2023 and 2024