



GEORGIA SOUTHERN BASEBALL

15 NCAA REGIONALS · 13 CONFERENCE CHAMPIONSHIPS · 2 COLLEGE WORLD SERIES
1962 NAIA NATIONAL CHAMPIONS · 115 MLB DRAFT PICKS · 5 FIRST ROUND DRAFT PICKS



GEORGIA TECH YELLOW JACKETS

33-14, 15-9 ACC

Head Coach: Danny Hall (1444-788-1, 1236-671-1 GT - 32nd)

AVERAGE

Kent Schmidt
.398 (41/103)

POWER

Kyle Lodise
.743 SLG (93 2B, 14 HR)

ERA

Mason Patel
2.75 ERA, 49 K

GEORGIA SOUTHERN EAGLES

25-23, 11-13 SBC

Head Coach: Rodney Hennon (961-651-1, 880-612 GS - 26th)

AVERAGE

Sean Smith
.369 (55/149)

POWER

Josh Tate
.638 SLG (16 2B, 11 HR)

ERA

Brady Pendley
3.23 ERA, 48 K

GAME INFO, STREAMING, & STARTERS

TUESDAY 6 PM



Carson Ballard (1-3, 5.06 ERA)

LHP Evan Vandenbosch (0-2, 6.75 ERA)


SERIES HISTORY

GS Record vs. Georgia Tech	32-110
Last Meeting	2/18/2025, L 3-5
Streak	L6
Record Since Joining SBC	2-17
Record Under Hennon	12-61

LAST GAME'S LINEUP



BY THE NUMBERS

S B C						S B C			
2	8	.320		AVERAGE	>>	.271	195	6	
2	11	.545		SLUGGING	>>	.439	143	4	
3	20	.424		ON-BASE	>>	.376	194	7	
1	13	422		RUNS	>>	301	165	6	
4	33	70		HOME RUNS	>>	54	T-98	3	
5	29	262		WALKS	>>	228	100	4	
3	T-79	75-84	<<	STOLEN BASES		30-43	T-275	13	
8	29	4.41	<<	ERA		5.92	141	9	
	52	1.40		WHIP	>>	1.54	108		
5		433	<<	STRIKEOUTS		366		10	
7		184		WALKS ALLOWED	>>	204		5	
12	121	.971		FIELDING PCT.	>>	.972	100	4	

COMMUNICATIONS
JACE AYMOND

C: (318) 359-6933
ja25774-sw@georgiasouthern.edu

GAME 49

MAY 6

RUSS CHANDLER STADIUM
ATLANTA, GA

2025 SCHEDULE

25-23	W-L	SBC	HOME	AWAY	N
Fri 2/14		WESTERN CAROLINA			W, 10-2
Sat 2/15		WESTERN CAROLINA			W, 5-0
Sun 2/16		WESTERN CAROLINA			W, 11-5
Tues 2/18		GEORGIA TECH			L, 3-5
Fri 2/21		SOUTH FLORIDA			L, 1-9
Sat 2/22		SOUTH FLORIDA			L, 5-13
Sun 2/23		SOUTH FLORIDA			W, 9-8 (11)
Tue 2/25		CHARLESTON			L, 3-6
Fri 2/28		AT CAMPBELL			W, 6-5 (10)
Sat 3/1		AT CAMPBELL			L, 9-16
Sun 3/2		AT CAMPBELL			W, 14-11
Tues 3/4		CHARLESTON SOUTHERN			W, 4-3 (10)
Wed 3/5		AT JACKSONVILLE			L, 11-13
Fri 3/7		BROWN			W, 11-1 (7)
Sat 3/8		BROWN			W, 9-1
Sat 3/8		BROWN			W, 5-4
Fri 3/14		AT COASTAL CAROLINA	SBC		L, 1-5
Sat 3/15		AT COASTAL CAROLINA	SBC		L, 2-7
Sat 3/15		AT COASTAL CAROLINA	SBC		L, 1-11 (7)
Tues 3/18		KENNESAW STATE			W, 5-4
Fri 3/21		APPALACHIAN STATE	SBC		W, 9-0
Sat 3/22		APPALACHIAN STATE	SBC		W, 14-13
Sun 3/23		APPALACHIAN STATE	SBC		W, 5-1
Wed 3/26		NORTH FLORIDA			W, 11-1 (7)
Fri 3/28		AT GEORGIA STATE	SBC		W, 20-0 (7)
Sat 3/29		AT GEORGIA STATE	SBC		L, 1-2
Sat 3/29		AT GEORGIA STATE	SBC		W, 7-1
Tues 4/1		VS CLEMSON ^			L, 8-10
Fri 4/4		AT SOUTH ALABAMA	SBC		L, 6-12
Sat 4/5		AT SOUTH ALABAMA	SBC		L, 6-18
Sat 4/5		AT SOUTH ALABAMA	SBC		W, 9-4
Tues 4/8		JACKSONVILLE			W, 4-3
Wed 4/9		AT MERCER			W, 8-3
Fri 4/11		OLD DOMINION	SBC		L, 6-7
Sat 4/12		OLD DOMINION	SBC		W, 5-4
Sun 4/13		OLD DOMINION	SBC		L, 10-15
Tues 4/15		MERCER			L, 6-7
Thur 4/17		ARKANSAS STATE	SBC		L, 4-6
Fri 4/18		ARKANSAS STATE	SBC		W, 6-3
Sat 4/19		ARKANSAS STATE	SBC		W, 7-4
Tues 4/22		AT FLORIDA			L, 1-12 (7)
Fri 4/25		AT LOUISIANA	SBC		L, 1-4
Sat 4/26		AT LOUISIANA	SBC		L, 3-7
Sun 4/27		AT LOUISIANA	SBC		W, 4-3
Wed 4/30		AT CHARLESTON			L, 3-8
Fri 5/2		JAMES MADISON	SBC		L, 1-11
Sat 5/3		JAMES MADISON	SBC		W, 5-3
Sun 5/4		JAMES MADISON	SBC		L, 6-7
Tues 5/6		AT GEORGIA TECH			6 pm
Fri 5/9		TEXAS STATE	SBC		6:30 pm
Sat 5/10		TEXAS STATE	SBC		2 pm
Sun 5/11		TEXAS STATE	SBC		1 pm
Tues 5/13		AT KENNESAW STATE			6 pm
Thurs 5/15		AT MARSHALL	SBC		6 pm
Fri 5/16		AT MARSHALL	SBC		6 pm
Sat 5/17		AT MARSHALL	SBC		2 pm

SUN BELT CONFERENCE CHAMPIONSHIPS

THIS SERIES

> Southern's last win of the series came in February of 2022, with their last win in Atlanta coming in 2013.

> Despite stellar late pitching, the Eagles would just drop their last bout against the Yellow Jackets, 5-3, in Statesboro.

> The last three contests have been decided by three of fewer runs.

LAST TIME OUT

> Georgia Southern fell to James Madison, 7-6, despite a late rally in the ninth. With two runners on, Cade Parker missed a walkoff homer by just mere feet to win it for Southern.

STORYLINES

STATESBORO LEGEND

At now 880 wins, coach Rodney Hennon becomes the all-time winningest coach in program history. He clinched the milestone against Campbell, despite not being there to see it, as he was tossed in the sixth inning for disputing a runner's interference call.

HERE DEGO AGAIN

In the series finale against Louisiana, Carter DeGondea threw 6.1 scoreless innings after the Cajuns would score a run in each of the first three innings. He would only allow three hits and struck out two in 25 batters faced.

DOUBLE J, DOUBLE THE FUN

In his first games back in nearly three weeks, Jonatahn Jaime would record a hit in all three games against James Madison. He recorded a pinch hit on Friday, while racking up multi-hit games the following two contests.

OUT THE PARKER

Georgia Southern now has two of the top three batting averages in the Sun Belt in Sean Smith (.369) and Josh Tate (.362).

2024 IN SUMMARY

SBC Final Placing	5th
Final Streak	L1
Longest Win Streak	W7 (4/26-5/8)
Longest Loss Streak	L4 (4/14-4/21)
Overall Series (3 game, single opp.)	7-7
Home Series	4-4
Away Series	3-3
H/A/N Series	
Sweeps	4
Last Five	4-1
Last 10	6-4
Series Openers	7-7
Series Finales	8-6
Record on Weekends	26-20
Record on Weekdays	7-6
Record in Day Games (before 6 PM)	14-18
Record in Night Games (6 PM and later)	19-8
Vs. Top 25	3-8

QUICK FACTS

ATHLETICS COMMUNICATIONS

Baseball SID / Ath. Comms. GA	Jace Aymond
Email	ja25774-sw@georgiasouthern.edu
Cell	(318) 359-6933
Website	GSEagles.com

Senior Associate AD	Bryan Johnston
Director of Communications	Chad Jackson
Athletics Comms. Coordinator	Tyler Gallo
Athletics Comms. GA	Sydney Jones
Dir. Creative & Digital Strategy	Whitney Haworth
Visual Content Director	AJ Henderson
Office Phone	(912) 478-1233
Mailing Address	651 Fair Road

UNIVERSITY INFORMATION

Location	Statesboro, Ga.
Founded	1906
Enrollment	24,701
President	Dr. Kyle Marrero
Director of Athletics	Chris Davis
Faculty Advisor	Davis Hendrickson
SWA	Brandy Clouse
Ticket Office Phone	(912) GSU-WINS

ATHLETICS INFORMATION

Nickname	Eagles
Colors	Navy Blue and White
Affiliation	NCAA Division I
Conference	Sun Belt Conference
Website	GSEagles.com

PROGRAM HISTORY

First Season	1930
Years of Baseball	83
All-Time Record	2318-1526-8
All-Time Sun Belt Record	141-96
Sun Belt Tournament Record	14-11
NCAA Tournament Appearances	15
NCAA Tournament Record	20-17

LAST THREE GAMES

Friday, May 2nd				Saturday, May 3rd				Sunday, May 4th			
	R	H	E		R	H	E		R	H	E
 JMU	11	14	0	 JMU	3	8	1	 JMU	7	11	0
	1	3	3		5	8	0		6	12	2

BROADCASTING INFORMATION

TV:

Play-by-Play:

Color:

Sideline:

RADIO: GEORGIA SOUTHERN SPORTS NETWORK

Host/Voice of the Eagles:

Danny Reed

Color:

Stations: 94.9 FM (TBR), 1370 AM (Jesup), and the Varsity app

ESPN+



LIVE STATS

StatBroadcast

GStats.com

MEDIA CENTER

Notes, Media Guide, and more
GSEagles.com/25BSBMediaCenter



MORE NOTES

BETTER CALL SEAN

Sean Smith now leads the Sun Belt in batting average at a .385 clip this season. He also is fifth in SLG (.657), and top-five in OBP (.492).

BETTER KALL KADE

Eagle pitcher Kade Grundy got back in the win column Saturday with his 6.1 inning outing against the Dukes, allowin gjust three runs and striking out five on the night.

NEW DIGS

Georgia Southern is planning a \$10 million renovation to J.I. Clements Stadium. The renovation includes a state-of-the-art clubhouse facility, which includes a team meeting room, indoor pitching lab and batting cages, new locker rooms directly connected to the dugout, weight rooms, a nutrition room, new coaches offices, players lounge, and a game-day patio space that includes grilling and tailgating areas.

CLOSE CALLS

The Eagles are now 9-4 in one-run contests, including three of them in extra innings.

OH MY JOSH

Junior Josh Tate has the most hits in the Sun Belt with 72 and holds the third best average at .362. The second-year Eagle is also top-five in runs (49) and SLG (.638), and top-ten in doubles (16) and homers (11).

FOLLOW ME ON... TWITTER? X? WHO KNOWS...

You can stay up to date with Georgia Southern Baseball through Twitter (@GSAthletics_BSB), Instagram (@GSAthletics_BSB), and Facebook (Georgia Southern Baseball). You can also check out GSEagles.com for updates on all of Georgia Southern Athletics.

NEXT UP



TEXAS STATE

May 9-11

TV: ESPN+

Radio: The Varsity Network

J.I. Clements Stadium

Statesboro, GA



DATE	GAME	OPPONENT	TV	TIME	LOCATION	W-L	SCORE	OVERALL	SBC	WIN	LOSS	SAVE	ATT.	DUR.
2/14	1	WESTERN CAROLINA	ESPN+	6:30 PM	STATESBORO	W	10-2	1-0	0-0	Kade Grundy (1-0)	Dusty Revis (0-1)		2,862	2:58
2/15	2	WESTERN CAROLINA	ESPN+	2:00 PM	STATESBORO	W	5-0	2-0	0-0	Jacob Phillips (1-0)	Mason Holton (0-1)	Brady Pendley (1)	2,174	2:14
2/16	3	WESTERN CAROLINA	ESPN+	1:00 PM	STATESBORO	W	11-5	3-0	0-0	Carson Bryant (1-0)	Spenser Hamblen (0-1)		2,022	3:05
2/18	4	GEORGIA TECH	ESPN+	6:00 PM	STATESBORO	L	3-5	3-1	0-0	Mason Patel (1-0)	Jevarra Martin (0-1)	Jaylen Paden (1)	2,966	2:56
2/21	5	SOUTH FLORIDA	SECN+	5:00 PM	STATESBORO	L	1-9	3-2	0-0	Corey Braun (1-0)	Kade Grundy (1-1)	Corey Kling (1)	1,593	2:50
2/22	6	SOUTH FLORIDA	SECN+	3:00 PM	STATESBORO	L	5-13	3-3	0-0	Jack Nedrow (2-0)	Jacob Phillips (1-1)		2,326	3:10
2/23	7	SOUTH FLORIDA	SECN+	2:00 PM	STATESBORO	W	9-8 (11)	4-3	0-0	Sawyer Osborne (1-0)	Caleb Pundsack (0-1)		1,721	4:10
2/25	8	CHARLESTON	ESPN+	6:00 PM	STATESBORO	L	3-6	4-4	0-0	Daniel Brooks (1-0)	Carson Bryant (1-1)		1,984	3:05
2/28	9	at Campbell	FloSports	5:00 PM	Buies Creek, NC	W	6-5 (10)	5-4	0-0	Jax Lewis (1-0)	Jett Music (1-1)	Will Robbins (1)	607	3:19
3/1	10	at Campbell	FloSports	3:00 PM	Buies Creek, NC	L	9-16	5-5	0-0	Jackson Roberts (2-0)	Jevarra Martin (0-2)		782	3:40
3/2	11	at Campbell	FloSports	1:00 PM	Buies Creek, NC	W	14-11	6-5	0-0	Brady Pendley (1-0)	Evans Hendricks (0-1)	Davis Smith (1)	662	3:36
2/26	12	CHARLESTON SOUTHERN	ESPN+	6:00 PM	STATESBORO	W	4-3 (10)	7-5	0-0	Will Robbins (1-0)	Tyler Henshaw (0-2)		1,807	3:42
3/5	13	at Jacksonville	ESPN+	6:00 PM	Jacksonville, Fla.	L	11-13	7-6	0-0	Anthony Cordero (1-0)	Evan Vandenbosch (0-1)	Nick Anello (3)	178	3:12
3/7	14	BROWN	ESPN+	6:30 PM	STATESBORO	W	11-1 (7)	8-6	0-0	Kade Grundy (2-1)	Santhosh Gottam (0-3)		2,402	2:02
3/8	15	BROWN	ESPN+	12:00 PM	STATESBORO	W	9-1	9-6	0-0	Jax Lewis (2-0)	Christian Keel (0-3)	Will Robbins (2)	1,991	2:15
3/8	16	BROWN	ESPN+	3:30 PM	STATESBORO	W	5-4	10-6	0-0	Brady Pendley (2-0)	Stiles Begnaud (0-1)		2,006	2:50
3/14	17	at Coastal Carolina	ESPN+	6:00 PM	Conway, SC	L	1-5	10-7	0-1	Jacob Morrison (3-0)	Kade Grundy (2-2)		2,700	2:15
3/15	18	at Coastal Carolina	ESPN+	2:00 PM	Conway, SC	L	2-7	10-8	0-2	Cameron Flukey (2-0)	Jax Lewis (2-1)	Luke Jones (1)	2,894	2:25
3/16	19	at Coastal Carolina	ESPN+	1:00 PM	Conway, SC	L	1-11 (7)	10-9	0-3	Riley Eikhoff (4-0)	Joey White (0-1)		3,000	2:19
3/18	20	KENNESAW STATE	ESPN+	6:00 PM	STATESBORO	W	5-4	11-9	0-3	Jacob Phillips (2-1)	Ethan Osada (0-1)	Davis Smith (2)	2,016	2:30
3/21	21	APPALACHIAN STATE	ESPN+	6:30 PM	STATESBORO	W	9-0	12-9	1-3	Kade Grundy (3-2)	Caleb Cross (2-1)		1,822	2:47
3/22	22	APPALACHIAN STATE	ESPN+	2:00 PM	STATESBORO	W	14-13	13-9	2-3	Carter DeGondea (1-0)	Liam Best (1-1)		2,001	3:20
3/23	23	APPALACHIAN STATE	ESPN+	1:00 PM	STATESBORO	W	5-1	14-9	3-3	Jacob Phillips (3-1)	Everette Harris (0-2)	Davis Smith (3)	2,075	2:48
3/26	24	NORTH FLORIDA	ESPN+	6:00 PM	STATESBORO	W	11-1 (7)	15-9	3-3	Will Robbins (2-0)	Ryan Furey (0-2)		1,838	2:55
3/28	25	at Georgia State	ESPN+	6:00 PM	Atlanta, Ga.	W	20-0 (7)	16-9	4-3	Kade Grundy (4-2)	Caleb White (4-3)		280	2:47
3/29	26	at Georgia State	ESPN+	2:00 PM	Atlanta, Ga.	L	1-2	16-10	4-4	Jax Lewis (2-2)	Cole Roberts (5-1)	Jacob Crews (4)	325	2:30
3/29	27	at Georgia State	ESPN+	5:30 PM	Atlanta, Ga.	W	7-1	17-10	5-4	Brady Pendley (3-0)	Ross Norman 3-4		325	2:50
4/1	28	vs. Clemson	None	6:30 PM	North Augusta, SC	L	8-10	17-11	5-4	Joe Allen (3-0)	Thomas Burke (0-1)	Lucas Mahlstedt (9)	5,832	3:46
4/4	29	at South Alabama	ESPN+	7:30 PM	Mobile, AL	L	6-12	17-12	5-5	Jaxon Shineflew (2-1)	Kade Grundy (4-3)		1,171	2:47
4/5	30	at South Alabama	ESPN+	12 PM	Mobile, AL	L	6-18	17-13	5-6	Mitchell Heer (4-0)	Jax Lewis (3-2)			2:31
4/5	31	at South Alabama	ESPN+	3:30 PM	Mobile, AL	W	9-4	18-13	6-6	Jacob Phillips (4-1)	Chase Davis (1-3)			3:02
4/8	32	JACKSONVILLE	ESPN+	6:00 PM	STATESBORO	W	4-3	19-13	6-6	Carter DeGondea (2-0)	Aaron Zenus (1-3)	Will Robbins (3)		2:58
4/9	33	at Mercer	ESPN+	6:00 PM	Macon, Ga.	W	8-3	20-13	6-6	Carson Bryant (2-1)	Andrew Garnett (0-2)		1,372	2:56
4/11	34	OLD DOMINION	ESPN+	6:30 PM	STATESBORO	L	6-7	20-14	6-7	Ben Moore (2-4)	Kade Grundy (4-4)	Bailey Matela (4)	2,189	3:10
4/12	35	OLD DOMINION	ESPN+	2:00 PM	STATESBORO	W	5-4	21-14	7-7	Jacob Phillips (5-1)	Kellen Davis (0-2)	Jax Lewis (1)	2,912	2:55
4/13	36	OLD DOMINION	ESPN+	1:00 PM	STATESBORO	L	10-15	21-15	7-8	Frankie Wright (1-1)	Rhett Hammontree (0-1)		1,875	3:55
4/15	37	MERCER	ESPN+	6:00 PM	STATESBORO	L	6-7	21-16	7-8	Terry Busse (2-0)	Jax Lewis (2-4)		3,031	3:15
4/17	38	ARKANSAS STATE	ESPN+	6:30 PM	STATESBORO	L	4-6	21-17	7-9	Cooper Garrison (1-2)	Jacob Phillips (5-2)	Chase Richter (5)	1,916	2:45
4/18	39	ARKANSAS STATE	ESPN+	6:30 PM	STATESBORO	W	6-3	22-17	8-9	Kade Grundy (5-4)	Kole Turner (1-5)		1,984	2:26
4/19	40	ARKANSAS STATE	ESPN+	2:00 PM	STATESBORO	W	7-4	23-17	9-9	Carter DeGondea (3-0)	Jack Hibbard (5-3)	Davis Smith (4)	2,023	2:42
4/22	41	at Florida	SECN+	6:00 PM	Gainesville, Fla.	L	1-12 (7)	23-18	9-9	Evan Vandenbosch (0-2)	Caden McDonald (3-0)		4,816	2:53
4/25	42	at Louisiana	ESPN+	7:00 PM	Lafayette, La.	L	1-4	23-19	9-10	Chase Morgan (4-1)	Brady Pendley (3-1)	Andrew Hermann	4,141	2:25
4/26	43	at Louisiana	ESPN+	3:00 PM	Lafayette, La.	L	3-7	23-20	9-11	Tate Hess (5-2)	Kade Grundy (5-5)	Matthew Holzhammer	2,58	
4/27	44	at Louisiana	ESPN+	2:00 PM	Lafayette, La.	W	4-3	24-20	10-11	Carter DeGondea (4-0)	JR Tollett (4-4)		3274	3:08
4/30	45	at Charleston	FLO	6:00 PM	Charleston, SC	L	3-8	24-21	10-11	Aidan Hunter (5-3)	Davis Smith (0-1)		591	2:38
5/2	46	JAMES MADISON	ESPN+	6:30 PM	STATESBORO	L	1-11	24-22	10-12	Max Kuhle (2-4)	Brady Pendley (3-2)		2902	2:35
5/3	47	JAMES MADISON	ESPN+	2:00 PM	STATESBORO	W	5-3	25-22	11-12	Kade Grundy (6-5)	Jayden Barroquero (0-3)	Jacob Phillips (1)	1818	2:45
5/4	48	JAMES MADISON	ESPN+	1:00 PM	STATESBORO	L	6-7	25-23	11-13	Jackson Logar (4-3)	Will Robbins (2-1)	Jaden Kinsler (1)	1729	3:18
5/6	49	at Georgia Tech	ACCNX	6:00 PM	Atlanta, Ga.									
5/9	50	TEXAS STATE	ESPN+	6:30 PM	STATESBORO									
5/10	51	TEXAS STATE	ESPN+	2:00 PM	STATESBORO									
5/11	52	TEXAS STATE	ESPN+	1:00 PM	STATESBORO									
5/13	53	at Kennesaw State	ESPN+	6:00 PM	Kennesaw, Ga.									
5/15	54	at Marshall	ESPN+	6:00 PM	Huntington, W. Va.									
5/16	55	at Marshall	ESPN+	6:00 PM	Huntington, W. Va.									
5/17	56	at Marshall	ESPN+	2:00 PM	Huntington, W. Va.									

5/20 - 5/25 - Sun Belt Conference Championship (Riverwalk Stadium, Montgomery, Ala.) (^)

5/30 - 6/2 - NCAA Regionals (Location TBD)

6/6 - 6/9 - NCAA Super Regionals (Location TBD)

6/12 - 6/23 - NCAA College World Series (Charles Schwab Field, Omaha, Neb.)

PITCHERS (23)

#	NAME	POS	B/T	HT	WT	YR	HOMETOWN	HIGH SCHOOL/PREV.	PRONOUNCE
2	Rhett Hammontree	RHP	R/R	6-1	185	Sr.	Dalton, Ga.	Dalton/Cleveland State CC	HAM-in-tree
11	Joey White	RHP	R/R	5-10	175	Sr.	Pembroke, Ga.	Savannah Christian/Bham Southern	
14	Davis Smith	RHP	R/R	6-6	210	Gr.	Social Circle, Ga.	Social Circle/Gordon State	juh-VAR-ruh
18	Javarra Martin	LHP	L/L	6-6	235	So.	Atlanta, Ga.	Ga. Premier Academy/South Carolina	
23	Landry Mead	INF/RHP	R/R	6-0	195	Sr.	Vidalia, Ga.	Vidalia	MEED
26	Carson Bryant	RHP	R/R	6-1	210	R-So.	Perry, Ga.	Perry/ABAC	
27	Evan Vandenbosch	LHP	L/L	6-4	190	Jr.	Fort Mill, S.C.	Legion Collegiate Aca./Gaston College	van-DIN-bosh
28	Kade Grundy	RHP	R/R	6-1	218	Sr.	Somerset, Ky.	Somerset/Louisville	
30	Thomas Burke	LHP	L/L	6-6	201	Fr.	Monroe, Ga.	Walnut Grove	BURK
31	Will Robbins	LHP	L/L	6-0	192	R-Jr.	Cumming, Ga.	Forsyth Central	
32	Carter DeGondea	LHP	L/L	6-2	200	Jr.	Raymore, Mo.	Raymore-Peculiar/State Fair CC	dih-GONE-dee-uh
33	Sawyer Osborne	RHP	R/R	6-1	185	Sr.	Oakboro, N.C.	Mount Pleasant	
34	Jacob Phillips	LHP	L/L	6-0	180	Sr.	Ocala, Fla.	North Marion	
38	Brady Owens	LHP	L/L	6-0	190	Jr.	Acworth, Ga.	Harrison/Ball State	
39	Cannon Hopper	LHP	L/L	6-4	195	Fr.	Indianapolis, Ind.	Holy Trinity Episcopal Academy	
40	Alex Mason	RHP	R/R	6-4	210	Fr.	Hazlehurst, Ga.	Jeff Davis	
41	Garrett Mackowiak	LHP	L/L	5-9	180	So.	Wesley Chapel, Fla.	P27 Academy	muh-KO-vee-ack
43	Dawson Coe	LHP	L/L	6-1	200	Jr.	Covington, Ga.	Loganville/Chipola College	KO
46	Jax Lewis	RHP	R/R	6-1	160	R-Fr.	Belville, Ga.	Pinewood Christian Aca./TCU	
49	Jack Young	RHP	R/R	6-0	205	Fr.	Lawrenceville, Ga.	Archer	
51	Gaven Smith	LHP	L/L	6-1	170	Fr.	Leesburg, Ga.	Lee County	like "Gavin"
52	Jayden White	RHP	R/R	5-11	202	Fr.	Pembroke, Ga.	Savannah Christian Prep	
99	Brady Pendley	RHP	R/R	6-1	167	Jr.	Dalton, Ga.	Dalton	

CATCHERS (5)

#	NAME	POS	B/T	HT	WT	YR	HOMETOWN	HIGH SCHOOL/PREV.	PRONOUNCE
6	Daniel Haab	C/OF	R/R	6-0	185	Sr.	Norcross, Ga.	Norcross	like "have"
9	JD Kaiser	C	L/R	6-1	225	Sr.	Statesboro, Ga.	Statesboro	KAI-zer
25	Sammy Leis	C	R/R	6-2	190	R-So.	Cumming, Ga.	Denmark/Alabama	like "lease"
29	Sean White	C	R/R	6-1	200	R-Jr.	Peachtree City, Ga.	Starrs Mill	Shawn
36	Daegan Strickland	C	R/R	5-11	195	R-Fr.	Pooler, Ga.	Savannah Christian Prep	DAY-gen

INFIELDERS (11)

#	NAME	POS	B/T	HT	WT	YR	HOMETOWN	HIGH SCHOOL/PREV.	PRONOUNCE
3	Cam Foster	MIF	R/R	6-4	230	Sr.	Douglasville, Ga.	The Westminster Schools/Liberty	
4	Luke Odden	INF	S/R	6-0	185	Sr.	Scottsdale, Ariz.	Brophy College Prep/Wabash Valley	AH-din
5	Cade Parker	INF	R/R	6-0	185	R-Sr.	Panama City Beach, Fla.	Deane Bozeman School	
7	Josh Tate	INF/OF	R/R	5-11	178	Jr.	Peachtree City, Ga.	Starr's Mill/Georgia	
8	Bryson Trammell	OF/1B	R/R	6-4	215	Sr.	Knoxville, Ten.	Bearden/Cleveland State CC	TRAM-uhl
12	Sean Smith	INF	R/R	6-1	205	Sr.	Moss Point, Miss.	Pascagoula/Miss. Gulf Coast	
16	Jonathan Jaime	OF/1B	L/L	6-2	210	Jr.	Snellville, Ga.	Brookwood	JAY-mee
19	Nico Senese	MIF	R/R	6-3	185	R-So.	Senoia, Ga.	East Coweta/Georgia Tech	SUH-niece
22	JP Herrholz	INF	L/R	6-2	215	Gr.	Miami, Fla.	Christopher Columbus/Santa Fe	HUR-holes
23	Landry Mead	INF/RHP	R/R	6-0	195	Sr.	Vidalia, Ga.	Vidalia	MEED
35	Jack Myers	SS	R/R	6-0	166	Fr.	Marietta, Ga.	Pope	

OUTFIELDERS (7)

#	NAME	POS	B/T	HT	WT	YR	HOMETOWN	HIGH SCHOOL/PREV.	PRONOUNCE
00	Juju Stevens	OF	R/R	6-0	190	R-Jr.	Durham, N.C.	Amity/Missouri	
6	Daniel Haab	C/OF	R/R	6-0	185	Sr.	Norcross, Ga.	Norcross	like "have"
7	Josh Tate	INF/OF	R/R	5-11	178	Jr.	Peachtree City, Ga.	Starr's Mill/Georgia	
8	Bryson Trammell	OF/1B	R/R	6-4	215	Sr.	Knoxville, Ten.	Bearden/Cleveland State CC	TRAM-uhl
16	Jonathan Jaime	OF/1B	L/L	6-2	210	Jr.	Snellville, Ga.	Brookwood	JAY-mee
17	Jett Lovett	CF	L/R	5-10	180	Sr.	Newman, Ga.	Newman/Georgia Tech	LOVE-it
21	J.C. Peacher	OF	L/L	6-1	170	R-Sr.	Pace, Fla.	Pace	

WHAT'S IN A NAME?

The SID kindly reminds you to be aware about what you call the team. We are **GEORGIA SOUTHERN UNIVERSITY**, and we are the **EAGLES**. Please do not refer to us as any other institution or any other mascots. On first reference, please call us "Georgia Southern." After that, "Southern," "the Eagles," and "the Blue and White" are acceptable names. Additionally, we kindly ask that you use our preferred abbreviation, **GS, NOT GSU**. Thank you for your understanding.

NUMERICAL ROSTER

#	NAME	POS	B/T	HT	WT	YR
00	Juju Stevens	OF	R/R	6-0	190	R-Jr.
2	Rhett Hammontree	RHP	R/R	6-1	185	Sr.
3	Cam Foster	MIF	R/R	6-4	230	Sr.
4	Luke Odden	INF	S/R	6-0	175	Sr.
5	Cade Parker	INF	R/R	6-0	185	R-Sr.
6	Daniel Haab	C/OF	R/R	6-0	185	Sr.
7	Josh Tate	INF/OF	R/R	5-11	178	Jr.
8	Bryson Trammell	OF/1B	R/R	6-4	215	Sr.
9	JD Kaiser	C	L/R	6-1	225	Sr.
11	Joey White	RHP	R/R	5-10	175	Sr.
12	Sean Smith	INF	R/R	6-1	205	Sr.
14	Davis Smith	RHP	R/R	6-6	210	Gr.
16	Jonathan Jaime	OF/1B	L/L	6-2	210	Jr.
17	Jett Lovett	CF	L/R	5-10	180	Sr.
18	Javarra Martin	LHP	L/L	6-6	235	So.
19	Nico Senese	MIF	R/R	6-3	185	R-So.
21	J.C. Peacher	OF	L/R	6-1	170	R-Sr.
22	JP Herrholz	INF	L/R	6-2	215	Gr.
23	Landry Mead	INF/RHP	R/R	6-0	195	Sr.
25	Sammy Leis	C	R/R	6-2	190	R-So.
26	Carson Bryant	RHP	R/R	6-1	210	R-So.
27	Evan Vandenbosch	LHP	L/L	6-4	190	Jr.
28	Kade Grundy	RHP	R/R	6-1	218	Sr.
29	Sean White	C	R/R	6-1	200	R-Jr.
30	Thomas Burke	LHP	L/L	6-6	201	Fr.
31	Will Robbins	LHP	L/L	6-0	192	R-Jr.
32	Carter DeGondea	LHP	L/L	6-2	200	Jr.
33	Sawyer Osborne	RHP	R/R	6-1	185	Sr.
34	Jacob Phillips	LHP	L/L	6-0	180	Sr.
35	Jack Myers	SS	R/R	6-0	166	Fr.
36	Daegan Strickland	C	R/R	5-11	195	R-Fr.
38	Brady Owens	LHP	L/L	6-0	190	Jr.
39	Canon Hopper	LHP	L/L	6-4	195	Fr.
40	Alex Mason	RHP	R/R	6-4	210	Fr.
41	Garrett Mackowiak	LHP	L/L	5-9	170	So.
43	Dawson Coe	LHP	L/L	6-1	200	Jr.
46	Jax Lewis	RHP	R/R	6-1	160	R-Fr.
49	Jack Young	RHP	R/R	6-0	205	Fr.
51	Gaven Smith	LHP	L/L	6-4	170	Fr.
52	Jayden White	RHP	R/R	5-11	202	Fr.
99	Brady Pendley	RHP	R/R	6-1	167	Fr.

COACHING STAFF

Head Coach	Rodney Hennon (WCU, '93)	(26th season)
Asst. Coach/Pitching	A.J. Battisto (GS, '07)	(4th season)
Asst. Coach/Hitting	Cody Wofford (WKU, '16)	(3rd season)
Asst. Coach	Josh Minjarez (UTA, '20)	(3rd season)
Dir. BSB Ops/Player Dev.	Tyler Owens (GS, '21)	(4th season)
Grad. Asst.	Sam Blancato/Ty Fisher/Justin Roberts (GS, '24)	(1st season)
Hennon coaches 3B / Minjarez coaches 1B		

SUPPORT STAFF

S&C Coach	Hunter Lakey (Elon, '23)	(2nd season)
Athletic Trainer	Sam Monaco (SCAR)	(2nd season)
Sports Nutritionist	Rebekah Leger	(3rd season)
Student Equipment	Bradley Johnson	(4th season)
Sports Psychologist	Dr. Megan Byrd (UK)	
Marketing Contact	Nicole Piercy (VT, '23)	(2nd season)
Social Media		
Sport Info. Director	Jace Aymond (MC, '24)	(1st season)



WEEKLY AWARDS

Feb. 18	Player	Shane Lewis (TROY)
	Pitcher	Matthew Adams (USM)
Feb. 18	Player	Sean Darnell (TROY)
	Pitcher	Dylan Brown (ODU)
Mar. 4	Player	Caden Bodine (CCU)
	Pitcher	Alex Valentin (TSU)
Mar. 11	Player	William Maginnis (GAST)
	Pitcher	Caleb Marks (APP)
Mar. 18	Player	Gavin Schrader (TROY)
	Pitcher	Jack Hibbard (ASU)
Mar. 25	Player	Conor Higgs (UL)
	Pitcher	Jacob Phillips (GASO)
Apr. 1	Player	Coleman Calabrese (JMU)
	Pitcher	JR Tollet (UL)
Apr. 8	Player	Tyler Figueroa (APP)
	Pitcher	Clint Moak (MAR)
Apr. 15	Player	Nick Monistere (USM)
	Pitcher	Caleb Cross (APP)
Apr. 22	Player	Rett Johnson (USA)
	Pitcher	JB Middleton (USM)
Apr. 29	Player	Blake Cavill (TROY)
	Pitcher	JB Middleton (USM)
pr. 29	Player	Blagen Pado (CCU)
	Pitcher	Max Kuhle (JMU)















PRESEASON HONORS

Preseason Player of the Year	Caden Bodine, CCU
Preseason Pitcher of the Year	Chase Morgan, UL

Preseason All-Sun Belt Team

Starting Pitcher	Chase Morgan, UL
Starting Pitcher	Bryce Blevins, MAR
Starting Pitcher	Colby Allen, USM
Relief Pitcher	Max Kuhle, JMU
Catcher	Caden Bodine, CCU
First Base	Matthew Russo, USM
Second Base	Blake Barthol, CCU
Shortstop	Ozzie Pratt, USM
Third Base	Lee Amedee, UL
Outfield	Luke Waters, ODU
Outfield	Josh Tate, GS
Outfield	Davis Gillespie, USM
Designated Hitter	Ryan Dooley, JMU
Utility	Nick Monistere, USM

CONFERENCE STANDINGS

	TEAM NAME	CONFERENCE		OVERALL		H	A	N	STRK	RPI
		W-L	PCT	W-L	PCT					
	COASTAL CAROLINA	20-4	.810	37-11	.750	20-3	15-7	2-1	W7	12
	SOUTHERN MISS	18-6	.714	35-13	.705	22-5	12-7	1-1	W9	30
	TROY	16-8	.667	34-14	.705	20-7	12-8	1-0	W1	42
	LOUISIANA	15-9	.571	25-24	.478	17-13	8-12		W3	104
	TEXAS STATE	12-12	.429	24-24	.477	16-12	8-12	1-0	W3	75
	OLD DOMINION	12-12	.476	17-26	.375	6-7	11-18		W2	119
	GEORGIA SOUTHERN	11-13	.476	25-23	.545	18-10	7-11	0-1	L1	137
	ARKANSAS STATE	11-13	.524	23-24	.512	17-9	6-15		L3	146
	APP STATE	11-13	.524	21-26	.488	12-8	9-18		L9	170
	MARSHALL	10-14	.429	25-24	.511	17-7	8-17		L2	143
	GEORGIA STATE	9-15	.429	24-25	.533	19-12	5-12		L7	172
	SOUTH ALABAMA	8-16	.333	19-26	.415	15-9	4-16	0-1	L1	147
	JAMES MADISON	8-16	.286	15-33	.295	9-12	6-20		W1	175
	ULM	7-17	.333	21-27	.477	14-13	7-14		L6	179

1-6 miss play-in (above gold), 7-10 are in play-in (b/w gold and red), 11-14 miss SBC Tournament (below red)

SBC Tournament starts Tues., May 20, 7 vs. 10, 8 vs. 9 | On Wed., lowest remaining seed vs. #1, next-lowest seed vs. #2

POSTSEASON HONORS (2024)

Player of the Year

Kyle DeBarge, Louisiana (Jr., SS – Kinder, La.)

Pitcher of the Year

LP Langevin, Louisiana (Jr., RHP – Quebec City, Quebec, Canada)

Newcomer of the Year

Banks Tolley, App State (Sr., OF – Madison, Miss.)

Freshman of the Year

Chase Morgan, Louisiana (Fr., LHP – Cypress, Texas)

Tony Robichaux Leadership Award

Sam Blancato, Georgia Southern (RS Sr., OF – Marietta, Ga.)

Ron Maestri Coach of the Year

Matt Deggs, Louisiana

All-Sun Belt First Team

P Chase Morgan, Louisiana (Fr., LHP – Cypress, Texas)
P Bryce Blevins, Marshall (So., LHP – Louisa, Ky.)
P Billy Oldham, Southern Miss (Sr., RHP – Brookfield, Conn.)
RP LP Langevin, Louisiana (Jr., RHP – Quebec City, Quebec, Canada)
C Brooks Bryan, Troy (So., C – Opelika, Ala.)
1B Trey LaFleur, Louisiana (Sr., 1B – Pensacola, Fla.)
2B Blake Barthol, Coastal Carolina (So., 2B – Allentown, Pa.)
SS Kyle DeBarge, Louisiana (Jr., SS – Kinder, La.)
3B Sam Antonacci, Coastal Carolina (Jr., 3B – Springfield, Ill.)
OF Banks Tolley, App State (Sr., OF – Madison, Miss.)
OF Graham Brown, Coastal Carolina (Super Sr., OF – Middletown, Md.)
OF Fenwick Trimble, James Madison (Jr., OF – Virginia Beach, Va.)
DH Slade Wilks, Southern Miss (Sr., DH – Columbia, Miss.)
UT Austin St. Laurent, App State (RS Jr., UT – Elon, N.C.)

All-Sun Belt Second Team

P Andrew Hermann, Louisiana (Jr., LHP – Kennesaw, Ga.)
P Niko Mazza, Southern Miss (Jr., RHP – Madison, Miss.)
P Luke Lyon, Troy (Jr., RHP – Hattiesburg, Miss.)
RP Grant Wood, South Alabama (RS Jr., RHP – Georgetown, Texas)
C Caden Bodine, Coastal Carolina (So., C – Haddon Heights, N.J.)
1B Will Butcher, Troy (Sr., 1B – Arden, N.C.)
2B Ethan Kavanagh, Troy (Sr., 2B – Cincinnati, Ohio)
SS Ozzie Pratt, Southern Miss (Jr., SS – Oxford, Miss.)
3B Will Mize, Georgia State (Sr., 3B – Snellville, Ga.)
OF Luke Waters, Old Dominion (Jr., OF – Laurel, Del.)
OF Dalton McIntyre, Southern Miss (Jr., OF – Jackson, Tenn.)
OF Kole Myers, Troy (Sr., OF – Lafayette, La.)
DH Kyle Mock, Troy (Sr., DH – Orlando, Fla.)
UT Josh Tate, Georgia Southern (So., UT – Peachtree City, Ga.)

RECORD BREAKDOWN

BY UNIFORM

Script Eagles	6-2
White Pins	6-2
Road Pins	2-6
Road Script	3-2
Blue Eagles	4-9
Cream Eagles	4-2

BY HAT

Blue w/ White GS	17-16
White w/ Blue GS	5-4
Camo w/ Blue GS	3-3

BY JERSEY

White Script Eagles	6-2
White Pinstripe	6-2
Grey Pinstripe	2-6
Grey Script	3-2
Blue Eagles	4-9
Cream Eagles	4-2

BY PANTS

White Pants	6-7
White Pinstripe	8-2
Grey Pinstripe	4-7
Grey Pants	3-5
Cream Pants	4-2

DAY OF WEEK

Monday	0-0
Tuesday	3-6
Wednesday	2-1
Thursday	0-1
Friday	7-5
Saturday	9-8
Sunday	5-2

PRESEASON POLL

FIRST PLACE VOTES IN PARENTHESES

1. Southern Miss (5) – 179
2. Troy (4) – 178
3. Louisiana (3) – 174
4. Coastal Carolina (2) – 161
- 5. Georgia Southern – 125**
6. James Madison – 106
7. Old Dominion – 105
8. Texas State – 102
9. App State – 94
10. South Alabama – 93
11. Georgia State – 49
12. Marshall – 46
13. ULM – 34
14. Arkansas State – 24

CONFERENCE NOTES

WINNING TRADITION

Since 2017, Georgia Southern has the third-most wins of any team in the Sun Belt, trailing only Coastal Carolina and Louisiana. Note these are total wins from after the 2024 season, not only conference wins.

Coastal Carolina	271
Louisiana	257
Georgia Southern	249
Troy	249
South Alabama	231

WELL REPRESENTED

The Sun Belt sent four teams to the postseason for a third-consecutive season in 2024.

2022

Georgia Southern (#16 Nat'l Seed)

- Texas State (#2 Seed, Stanford)
- Coastal Carolina (#2 Seed, Greenville)
- Louisiana (#3 Seed, Collge Station)

2023

- Coastal Carolina (#10 Nat'l Seed)
- Southern Miss (#2 Seed, Auburn)
- Troy (#3 Seed, Tuscaloosa)
- Louisiana (#3 Seed, Coral Gables)

2024

- Southern Miss (#2 Seed, Knoxville)
- Louisiana (#2 Seed, College Station)
- Coastal Carolina (#3 Seed, Clemson)
- James Madison (#3 Seed, Raleigh)

THE STUN BELT

Already in 2025, the Sun Belt have multiple victories over Power Five teams such as Mississippi State (USM), Texas A&M (TSU), Kansas State (CCU), Washington (CCU), NC State (CCU), and Ole Miss (USA).



JEVARRA MARTIN

**LHP | 6-6 | 235 | SOPHOMORE
ATLANTA, GA. | GEORGIA PREMIER ACAD.**

SEASON STATISTICS

0-2	11.57	6-3		11.2	8	6	.279
W-L	ERA	G-GS	SV	IP	BB	SO	AVG

PREVIOUS...

Win		
Loss	3/1	at Campbell (L, 11-14)
Save		
App.	4/22	at Florida (L, 1-12)
Start	3/4	vs Charleston Southern (W, 4-3)
Relief	4/22	at Florida (L, 1-12)

CAREER HIGHS

Innings (High)	4.0	vs. Charleston Southern (3/4)
Innings (Low)	0.0(2x)	Recent: vs. Old Dominion (4/11)
Runs (High)	5	at South Alabama (4/5)
Runs (Low)	0(2x)	Recent: vs North Florida (3/26)
Walks (High)	2	at South Alabama (4/5)
Walks (Low)	0(3x)	Recent: vs. Old Dominion (4/11)
Strikeouts (High)	3(2x)	Recent: vs. Charleston Southern (3/4)
Strikeouts (Low)	0(4x)	Recent: vs. at Florida (4/22)

SEASON HIGHS

Innings (High)	4.0	vs. Charleston Southern (3/4)
Innings (Low)	0.0	vs. Old Dominion (4/11)
Runs (High)	5	at South Alabama (4/5)
Runs (Low)	0(3x)	Recent: vs North Florida (3/26)
Walks (High)	2	at South Alabama (4/5)
Walks (Low)	0(3x)	Recent: vs. Old Dominion (4/11)
Strikeouts (High)	3(2x)	Recent: vs. Charleston Southern (3/4)
Strikeouts (Low)	0(4x)	Recent: vs. at Florida (4/22)

GAME LOG

Game	Dec.	IP	H	R	ER	BB	K	No.
2/18 (GT)	L	3.2	7	4	4	1	3	69
3/1(CU)	L	0.2	0	2	2	0	0	21
3/4 (CSU)		4.0	2	0	0	0	3	59
3/26 (UNF)		1.0	1	0	0	1	0	20
4/5 (USA)		2.0	3	5	5	2	1	34
4/13 (ODU)		0.0	1	1	1	0	0	2
4/22 (UF)		0.1	0	3	3	1	0	19

NEWS, NOTES, AND ACCOLADES

THE MARTIN FILE

SOUTH CAROLINA (2023-204):

Made one appearance on the mound in his freshman season for the Gamecocks.

PREP:

Was a two-year letter winner at Georgia Premier Academy under coach Gene Reynolds his senior season ... Held a 2-1 record with 32 strikeouts and a 3.87 ERA at GPA in 25.1 innings on the mound ... rated the no 4 LHP and no. 32 overall recruit in Georgia ... Named a 2023 Preseason All-Southeast Region Second Team and honorable mention in 2022 ... Played baseball and football at Newton High School in Covington, Ga. before GPA.

PERSONAL:

Born Jevarra D'ron Martin on February 21st, 2004 in Covington, Ga. ... Is the son of Candice and Jevarra Martin Sr. ... Has one brother, Jerrell.

MAJOR: Business Management

	Year	ERA	W-L	G/GS	CG	SHO	SV	IP	H	R	ER	BB	SO	2B	3B	HR	AVG	WP	HP	BK	SFA	SHA
2024	Freshman (SC)	0.00	0-0	1/0	0	0	0	0.0	0	2	2	1	0	0	0	0	.000	0	1	0	0	0
CAREER	TOTAL	0.00	0-0	1/0	0	0	0	0.0	0	2	2	1	0	0	0	0	.000	0	1	0	0	0

STARTER



CARSON BRYANT

RHP | 6-1 | 210 | R-FR
PERRY, GA. | PERRY HS

SEASON STATISTICS

2-1	7.04	9-3		23.0	11	24	.292
W-L	ERA	G-GS	SV	IP	BB	SO	AVG

PREVIOUS...

Win	4/9	at Mercer (W, 8-3)
Loss	2/25	vs Charleston (L, 3-6)
Save		
App.	4/22	at Florida (L, 1-12)
Start	3/18	vs. Kennesaw State (W, 5-4)
Relief	4/22	at Florida (L, 1-12)

CAREER AND SEASON HIGHS

Innings (High)	4.2	vs. Western Carolina (W, 11-5)
Innings (Low)	0.0	vs. South Florida (2/21)
Runs (High)	7	at Jacksonville (3/5)
Runs (Low)	0(3x)	Recent: Clemson (4/1)
Walks (High)	3	at Florida (4/22)
Walks (Low)	0(3x)	Recent: Clemson (4/1)
Strikeouts (High)	5(3x)	Recent: at Mercer (4/9)
Strikeouts (Low)	0(2x)	Recent: at Georgia State (3/29)

GAME LOG

Game	Dec.	IP	H	R	ER	BB	K	No.
2/16 (WCU)	W	4.2	1	0	0	1	2	54
2/21 (USF)		0.0	3	2	2	0	0	24
2/25 (CofC)	L	4.1	4	2	2	1	5	88
3/5 (JU)		3.2	8	7	7	1	2	73
3/18 (KSU)		4.0	6	3	3	1	5	66
3/29 (GAST)		0.1	0	0	0	0	0	8
4/1 (CLEM)		1.2	0	0	0	0	3	17
4/9 (MER)	W	3.1	5	1	1	2	5	64
4/13 (ODU)		0.2	1	3	3	2	1	26
4/22 (UF)		0.1	0	1	0	3	1	23

NEWS, NOTES, AND ACCOLADES

- Made first career appearance vs. Western Carolina, not allowing a run in 4.2 innings and picking up his first career strikeout.

THE BRYANT FILE

REDSHIRT FRESHMAN (2024):

Redshirted for the 2024 season.

ABRAHAM BALDWIN AGRICULTURAL COLLEGE (2023):

Medical redshirt.

PREP:

Four-year letterwinner at Perry High School under head coach Denny Bryant ... Named GHSA All-Region 2-AAAA in 2021, then All-Region 4-AAAA in 2022 and 2023 (Perry moved regions) ... Named GHSA First Team All-State in 2022 and 2023 ... Named GHSA Region 4-AAAA Player of the Year in 2022 ... Batted .421 with 8 HR and 53 RBI his senior season, while on the pitching side, holding a 9-2 record with a 1.17 ERA and a 93:17 K:BB ratio ... Earned a sport on the Honor Roll through high school ... Was a member of FCA.

PERSONAL:

Born Carson James Bryant on May 14, 2004, in Macon, Ga. ... Hometown is Perry, Ga. ... Son of Melissa and Denny Bryant ... Father was his high school coach and played college baseball at Mercer, Thomas College, and Valdosta State ... Great-grandfather, James Little, was drafted by the Cincinnati Reds organization as a catcher in 1953 ... Great-Uncle Bobby Bryant was an All-American in both baseball and football at South Carolina, named 1967 ACC Player of the Year, and drafted by the Yankees and Red Sox before deciding to play professional football with the Vikings, where he played in four Super Bowls.

MAJOR: Sport Management

CAREER STATS

Year	ERA	W-L	G/GS	CG	SHO	SV	IP	H	R	ER	BB	SO	2B	3B	HR	AVG	WP	HP	BK	SFA	SHA
CAREER TOTAL																					

STARTER



KADE GRUNDY

RHP | 6-1 | 218 | SENIOR
SOMERSET, KY. | SOMERSET HS

SEASON STATISTICS

6-5	4.75	12-12		60.2	19	50	.272
W-L	ERA	G-GS	SV	IP	BB	SO	AVG

PREVIOUS...

Win	5/3	vs. James Madison (W, 5-3)
Loss	4/26	at Louisiana (L, 3-7)
App.	5/3	vs. James Madison (W, 5-3)
Start	5/3	vs. James Madison (W, 5-3)
Relief		

CAREER HIGHS

Innings (High)	8.0	vs. Arkansas State (4/18)
Innings (Low)	0.0	vs. Notre Dame (3/20/2022)
Runs (High)	8	at South Alabama (4/4)
Runs (Low)	0 (22x)	Recent: vs. Arkansas State (4/18)
Walks (High)	5	at Cincinnati (2/28/2023)
Walks (Low)	0 (16x)	Recent: vs. Arkansas State (4/18)
Strikeouts (High)	9	vs. Troy (5/7/22)
Strikeouts (Low)	0 (6x)	Recent: vs. Jacksonville (5/14/24)

SEASON HIGHS

Innings (High)	8.0	vs. Arkansas State (4/18)
Innings (Low)	1.0	at Louisiana (4/26)
Runs (High)	8	at South Alabama (4/4)
Runs (Low)	0(3x)	Recent: vs. Arkansas State (4/18)
Walks (High)	4	at South Alabama (4/4)
Walks (Low)	0(3x)	Recent: vs. Arkansas State (4/18)
Strikeouts (High)	7	vs. Brown (3/7)
Strikeouts (Low)	0	at Louisiana (4/26)

GAME LOG

Game	Dec.	IP	H	R	ER	BB	K	No.
2/14 (WCU)	W	4.0	6	2	2	2	6	76
2/21 (USF)	L	3.2	4	5	5	2	4	68
2/28(CU)		5.1	5	2	2	3	5	80
3/7(Brown)	W	7.0	4	1	1	0	7	90
3/14 (CCU)	L	6.2	8	5	5	1	4	104
3/21 (APP)	W	6.1	2	0	0	3	6	93
3/28 (GAST)	W	6.0	4	0	0	0	6	90
4/4 (USA)	L	3.0	9	8	8	4	2	70
4/11 (ODU)	L	3.1	5	6	2	2	3	78
4/18 (ASU)	W	8.0	6	0	0	0	2	113
4/26 (UL)	L	1.0	5	4	4	1	0	25
5/3 (JMU)	W	6.1	7	3	3	1	5	85

NEWS, NOTES, AND ACCOLADES

SOPHOMORE (2023)

ACC All-Academic Team

LOUISVILLE (2021-2024):

Made 41 appearances on the mound for the Cardinals during his three seasons at Louisville ... There, he had a career 6.39 ERA with 53 strikeouts, a .258 opponent batting average, and a 4-1 record ... Had a career high five strikeouts in two innings pitched on March 1, 2024 against Youngstown State ...

PREP:

Four-year letter winner at Somerset High School under coach Robbie Lucas ... 2021 12th Region Basketball Player of the Year... 2019-21 Commonwealth Journal Male Athlete of the Year... Member of the Ohio Valley Regional USA Baseball team... Rated the No. 4 right-handed pitcher and No. 7 overall player in Kentucky by Perfect Game ... Hit for .445 with ten home runs in senior season ... Holds high school records in hits, strikeouts, all-time basketball leading scorer, most football receiving yards in a season, all-time assists and steals leader.

PERSONAL:

Born Kade Grundy on April 10th, 2002 in Somerset, Ky. ... Is the son of Ashley and Phil Grundy ... Has two brothers, Kross and Kole.

MAJOR: Communications

	Year	ERA	W-L	G/GS	CG	SHO	SV	IP	H	R	ER	BB	SO	2B	3B	HR	AVG	WP	HP	BK	SFA	SHA
2024	Junior (UL)	8.74	0-0	9/0	0	0	0	11.1	16	14	11	5	11	3	0	3	.348	4	1	0	3	1
2023	Sophomore (UL)	5.60	3-0	17/6	0	0	1	35.1	30	23	22	15	31	5	0	7	.222	1	5	1	1	1
2022	Freshman (UL)	6.48	1-1	15/2	0	0	0	16.2	17	15	12	12	11	1	0	3	.270	1	1	1	2	1
CAREER	TOTAL	6.39	4-1	41/8	0	0	1	63.1	63	52	45	32	53	9	0	13	.258	6	7	2	6	3

STARTER



THOMAS BURKE

LHP | 6-6 | 201 | FRESHMAN

MONROE, GA. | WALNUT GROVE HS

SEASON STATISTICS

0-1	6.75	9-8		21.1	22	20	.253
W-L	ERA	G-GS	SV	IP	BB	SO	AVG

PREVIOUS...

Win		
Loss	4/1	Clemson (L, 8-10)
Save	--	--
App.	4/29	at Charleston (L, 3-8)
Start	4/15	vs. Mercer (L, 6-7)
Relief	4/29	at Charleston (L, 3-8)

CAREER AND SEASON HIGHS

Innings (High)	4.2	at Mercer (4/9)
Innings (Low)	0.1	vs North Florida (3/26)
Runs (High)	4	vs. Mercer (4/15)
Runs (Low)	0(2x)	vs North Florida (W, 11-1)
Walks (High)	4(2x)	Recent: Clemson (4/1)
Walks (Low)	1	vs. Brown (3/8)
Strikeouts (High)	5(2x)	Recent: vs. Brown (3/8)
Strikeouts (Low)	0(2x)	Recent: Clemson (4/1)

GAME LOG

Game	Dec.	IP	H	R	ER	BB	K	No.
2/23 (USF)		4.1	1	0	0	4	5	89
3/2(CU)		2.1	2	3	3	3	1	51
3/8 (Brown)		4.1	8	3	3	1	5	75
3/15 (CCU)		2.1	2	1	1	2	3	39
3/23 (APP)		1.1	0	1	1	3	1	32
3/26 (UNF)		0.1	1	0	0	2	0	23
4/1 (CLEM) L		0.2	0	2	2	4	0	30
4/9 (MERCER)		4.2	3	2	2	2	3	74
4/15 (MERCER)		1.0	4	4	4	1	2	32
4/29 (CofC)		2.1	3	2	2	2	4	44

NEWS, NOTES, AND ACCOLADES

THE BURKE FILE

PREP:

Four-year letterwinner at Walnut Grove High School under coach Carl Allen ... rated as the no. 3 LHP and no. 42 overall recruit in Georgia ... Named First Team All-State and Region 8-4A Pitcher of the Year in 2024 ... Had a 2.5 ERA with 88 strikeouts in 46.1 innings his senior season ... Has his high school's record with 16 strikeouts in a game.

PERSONAL:

Born Thomas Lee Burke on October 25th, 2005 in Snelville, Ga. ... Is the son of Katie and Chris Burke ... Has one sister, Kylie.

MAJOR: Business Management

CAREER STATS

Year	ERA	W-L	G/GS	CG	SHO	SV	IP	H	R	ER	BB	SO	2B	3B	HR	AVG	WP	HP	BK	SFA	SHA
CAREER	TOTAL																				

RELIEF



JACOB PHILLIPS

**LHP | 6-0 | 180 | SENIOR
OCALA, FLA. | NORTH MARION HS**

SEASON STATISTICS

5-2	5.17	14-2	1	47.0	19	43	.249
W-L	ERA	G-GS	SV	IP	BB	SO	AVG

PREVIOUS...

Win	4/12	vs. Old Dominion (W, 5-4)
Loss	4/17	vs. Arkansas State (L, 4-6)
Save	5/3	vs. James Madison (W, 5-3)
App.	5/4	vs. James Madison (L, 6-7))
Start	2/22	vs. South Florida (L, 5-13)
Relief	5/4	vs. James Madison (L, 6-7))

CAREER HIGHS

Innings (High)	6.2	at ULM (5/4/24)
Innings (Low)	0.0	at Jacksonville (3/5)
Runs (High)	6(2x)	Recent: at Campbell (3/1)
Runs (Low)	0 (11x)	Recent: vs James Madison (5/3)
Walks (High)	3 (3x)	Recent: vs. South Florida (2/22)
Walks (Low)	0 (11x)	Recent: vs. Kennesaw State (3/18)
Strikeouts (High)	6	vs. Appalachian Sttae (3/23)
Strikeouts (Low)	0 (5x)	Recent: vs. Kennesaw State (3/18)

SEASON HIGHS

Innings (High)	5.2	vs. Western Carolina (2/15)
Innings (Low)	0.0	at Jacksonville (3/5)
Runs (High)	6(2x)	Recent: at Campbell (3/1)
Runs (Low)	0(5x)	Recent: vs James Madison (5/3)
Walks (High)	4	vs. Old Dominion (4/11)
Walks (Low)	0(4x)	Recent: vs. Kennesaw State (3/18)
Strikeouts (High)	6	vs. Appalachian Sttae (3/23)
Strikeouts (Low)	0	at Jacksonville (3/5)

GAME LOG

Game	Dec.	IP	H	R	ER	BB	K	No.
2/15 (WCU)	W	5.2	4	0	0	0	2	72
2/22 (USF)	L	2.0	4	6	6	3	3	52
3/1(CU)		2.0	7	6	6	0	1	54
3/5 (JU)		0.0	0	3	3	1	0	6
3/14 (CCU)		1.1	1	0	0	0	3	21
3/18 (KSU)	W	4.0	3	1	1	0	3	51
3/23 (APP)	W	4.2	1	0	0	1	6	63
3/29 (GAST)		4.2	2	0	0	2	4	81
4/5 (USA)	W	5.1	7	3	3	2	4	78
4/12 (ODU)	W	5.1	2	1	1	4	5	74
4/17 (ASU)	L	3.2	2	4	4	2	4	51
4/26 (UL)		5.0	6	3	3	2	5	86
5/3 (JMU)	S	2.2	1	0	0	1	2	36
5/4 (JMU)		0.2	2	2	0	1	1	17

- Made first career start vs. WCU on Feb. 15th
- Sun Belt Pitcher of the Week March 25th

JUNIOR (2024):

One of the top relievers for the Eagles this season, posting a 4.79 ERA in 2024 ... Earned a 3-3 record with four saves ... Appeared 20 times and made two starts on the mound this season ... In 47 innings, he only allowed 25 earned runs, striking out 41 while only allowing 22 walks ... Opposing batters only hit at a .240 clip against him ... Against ULM on 5/4, had to come in during the first inning and navigated 6.2 innings of one-run ball, setting the Eagles up to take the series against the Warhawks.

SANTA FE COLLEGE (2022-23):

Started all 13 games he made an appearance in, compiling a 5-2 record in 57.2 innings of work ... Had back-to-back complete games against South Georgia State and St. Petersburg on Feb. 18 and Feb. 25 ... Tallied 54 strikeouts during the season.

NORTHWEST FLORIDA STATE (2021-22):

Made 11 appearances with one start during his time at NWFSC ... Tallied a 3-2 record with 32 innings pitched, including one save ... Sat down 36 opposing batters and held opponents to a .217 batting average.

PREP:

Four-year letterwinner at North Marion High School under head coach Dale Hall ... Senior season was cut short due to COVID-19 ... Graduated in 2020 ... Played club baseball with the Orlando Scorpions under head coach Johnny Goodrich.

PERSONAL:

Born Jacob Phillips on May 29, 2002, in Ocala, Fla. ... Son of Dana and Dwayne Phillips ... Has one sister, Kaley.

	Year	ERA	W-L	G/GS	CG	SHO	SV	IP	H	R	ER	BB	SO	2B	3B	HR	AVG	WP	HP	BK	SFA	SHA
2024	Junior	4.79	3-3	20/2	0	0	4	47.0	40	29	25	22	41	4	1	6	.240	3	7	0	3	4
2023	Soph. (SFC)	5.93	5-2	13/13	0	0	0	49.2	54	33	33		54			7						
2022	Fresh. (NWFL)	5.06	3-2	11/1	0	0	0	57.2	62	43	38	16	36			3						
CAREER	TOTAL	5.26	11-7	44/16	0	0	4	154.1	156	105	96	38	131	4	1	16	.240	3	7	0	3	4

RELIEF



JAX LEWIS

**RHP | 6-1 | 160 | REDSHIRT-FRESHMAN
BELVILLE, GA. | PINWOOD CHRISTIAN ACAD.**

SEASON STATISTICS

2-4	7.56	14-5	1	39.1	18	24	.327
W-L	ERA	G-GS	SV	IP	BB	SO	AVG

PREVIOUS...

Win	3/8	vs. Brown (W, 9-1)
Loss	4/15	vs. Mercer (L, 6-7)
Save	4/11	vs. Old Dominion (W, 5-4)
App.	5/4	vs James Madison (L, 6-7)
Start	4/5	at South Alabama (L, 6-18)
Relief	5/4	vs James Madison (L, 6-7)

CAREER AND SEASON HIGHS

Innings (High)	6.0	vs. Brown (3/8)
Innings (Low)	0.1	vs James Madison (5/4)
Runs (High)	7	vs. Appalachian State (3/22)
Runs (Low)	0(3x)	Recent: at Charleston (4/29)
Walks (High)	5	at South Alabama (4/5)
Walks (Low)	0 (7x)	Recent: at Charleston (4/29)
Strikeouts (High)	6	at Campbell (2/28)
Strikeouts (Low)	0(4x)	Recent: vs James Madison (5/4)

GAME LOG

Game	Dec.	IP	H	R	ER	BB	K	No.
2/14 (WCU)		3.0	4	0	0	0	3	53
2/21 (USF)		5.0	4	2	2	4	2	78
2/28 (CU) W		5.0	3	3	3	3	6	82
3/8 (Brown) W		6.0	4	1	1	0	5	78
3/15 (CCU) L		4.2	10	6	6	0	1	76
3/22 (APP)		4.0	9	7	7	0	1	49
3/29 (GAST) L		3.1	4	2	2	2	0	50
4/5 (USA) L		1.1	2	5	5	5	0	48
4/9 (MER)		1.0	0	0	0	0	1	11
4/12 (ODU) S		2.0	3	1	1	0	2	30
4/15 (MER) L		1.2	2	1	1	1	1	26
4/18 (ASU)		1.0	2	3	3	1	1	32
4/22 (UF)		1.2	3	1	1	0	2	21
4/26 (UL)		2.0	2	2	2	1	1	26
4/29 (CofC)		0.2	1	0	0	0	2	14
5/4 (JMU)		0.1	0	1	1	1	0	9

NEWS, NOTES, AND ACCOLADES

- Made first career appearance vs. Western Carolina on 2/14, including his first career strikeout.

THE LEWIS FILE

TCU (2024):

Spent one season at TCU his freshman, but did not play due to injury.

PREP:

Five-year letter winner at Pinewood Christian Academy for coach Brett Lewis ... Rated as the no. 28 RHP in Georgia ... Named All-Region and All-State from 2021-2023 ... Collected five wins and 77 strikeouts with a 1.43 ERA on the mound his senior season ... Holds his high school record for strikeouts and ERA ... Won a State Championship in 2021 with the Patriots ... Also played two years of basketball and cross country ... Graduated as a National Honors Society member, BETA Club member, and a part of the 1160 club.

PERSONAL:

Born Jax Alan Lewis on October 15th, 2004 in Statesboro, Ga. ... Is the son of Tisha and Brett Lewis ... Has one sister, Handley Kate, and one brother, Maddux ... Both parents and uncle, Ryan Lewis, are Georgia Southern graduates ... Father, Brett, was a pitcher for Georgia Southern and was drafted by the Chicago Cubs in the 29th Round of the 2002 MLB Draft ... Great grandfather, William Handley, was a pitcher for the then New York Giants ... Cousin, Eric Handley, is a goalkeeper at NC State.

MAJOR: Undecided

D1 CAREER STATS

Year	ERA	W-L	G/GS	CG	SHO	SV	IP	H	R	ER	BB	SO	2B	3B	HR	AVG	WP	HP	BK	SFA	SHA
CAREER	TOTAL																				

RELIEF



BRADY PENDLEY

**RHP | 6-1 | 167 | JUNIOR
DALTON, GA. | DALTON HS**

SEASON STATISTICS

3-2	3.23	13-3	1	51.1	21	49	.259
W-L	ERA	G-GS	SV	IP	BB	SO	AVG

PREVIOUS...

Win	3/29	at Georgia State (W, 7-1)
Loss	5/3	vs James Madison (L, 1-11)
Save	2/15	vs. Western Carolina (W 5-0)
App.	5/3	vs James Madison (L, 1-11)
Start	5/3	vs James Madison (L, 1-11)
Relief	4/17	vs. Arkansas State (L, 4-6)

CAREER HIGHS

Innings (High)	6.0	at Louisiana (4/25)
Innings (Low)	0.1 (2x)	Recent: vs. Maryland (2/17/24)
Runs (High)	7	vs James Madison (5/2)
Runs (Low)	0 (7x)	Recent: at Georgia State (3/29)
Walks (High)	3(6x)	Recent: vs. Arkansas State (4/17)
Walks (Low)	0 (4x)	Recent: vs James Madison (5/2)
Strikeouts (High)	7	at Georgia State (3/29)
Strikeouts (Low)	0 (4x)	Recent: at Jacksonville (3/5)

SEASON HIGHS

Innings (High)	6.0	at Louisiana (4/25)
Innings (Low)	1.0	at Jacksonville (3/5)
Runs (High)	7	vs James Madison (5/2)
Runs (Low)	0(3x)	Recent: at Georgia State (3/29)
Walks (High)	3(4x)	Recent: vs. Arkansas State (4/17)
Walks (Low)	0(2x)	Recent: vs James Madison (5/2)
Strikeouts (High)	7	at Georgia State (3/29)
Strikeouts (Low)	0	Recent: at Jacksonville (3/5)

CAREER STATS

	Year	ERA	W-L	G/GS	CG	SHO	SV	IP	H	R	ER	BB	SO	2B	3B	HR	AVG	WP	HP	BK	SFA	SHA
2024	<i>Sophomore</i>	4.35	0-0	6/0	0	0	0	10.1	11	7	5	7	8	2	0	1	.275	1	2	0	1	1
2023	<i>Freshman</i>	11.57	0-0	5/0	0	0	0	4.2	6	7	6	10	3	0	0	0	.333	0	1	0	2	0
CAREER	TOTAL	6.60	0-0	11/0	0	0	0	15.0	17	14	11	17	11	2	0	1	.293	1	3	0	3	1

GAME LOG

Game	Dec.	IP	H	R	ER	BB	K	No.
2/15 (WCU)		3.1	2	0	0	1	4	46
2/22 (USF)	S	4.1	3	0	0	2	1	58
3/2 (CU)	W	3.2	5	2	1	1	3	71
3/5 (JU)		1.0	2	1	1	0	0	16
3/8 (Brown)	W	4.2	3	1	1	1	5	69
3/15 (CCU)		1.1	1	1	1	3	1	61
3/21 (APP)		1.2	2	0	0	0	2	24
3/29 (GAST)	W	5.2	1	0	0	3	7	82
4/4 (USA)		3.2	4	4	4	3	3	79
4/11 (ODU)		5.2	5	1	1	3	6	81
4/17 (ASU)		5.2	6	2	2	3	6	91
4/25 (UL)	L	6.0	6	2	2	1	6	94
5/2 (JMU)	L	4.2	11	7	6	0	4	69

NEWS, NOTES, AND ACCOLADES

THE PENDLEY FILE

SOPHOMORE (2024):

Made six appearances in 2024, posting a 4.35 ERA ... In 10.1 innings, he only allowed five earned runs while striking out eight ... Three of his last four appearances in 2024 had him toss multiple strikeouts ... Four of his six appearances were scoreless appearances.

FRESHMAN (2023):

Made five appearances this season, pitching a total of 4.2 innings ... Sat down three batters, with his first collegiate strikeout coming against Rutgers on March 11.

PREP:

Attended Dalton High School ... Four-year letter winner under head coach Ronnie Natola ... Pitched for 44 innings in his senior season, striking out 79 and posting a 1.81 ERA ... Also batted .320 his senior year ... Named 2022 6A Region 5 First Team and All-Area First Team ... Named 6A Region 5 Second Team and All-Area Second Team in 2021 ... Played club baseball for 643 DP in Marietta, Georgia ... Named 2021-22 Preseason All-American by Perfect Game ... Also played football in high school ... Had over 1,900 passing yards and 20 touchdowns in the air with 300 rushing yards and three rushing TDs his senior year.

PERSONAL:

Born Brady William Pendley on July 22, 2003, in Dalton, Georgia ... Born to Cami and Tom Pendley ... Has two siblings, brother Carter and sister Callie ... Father, Tom, was a pitcher for Vanderbilt and a two-time All-SEC Academic Selection ... Brother, Carter, is a junior and plays golf at Clemson, where he is a two-time letter winner.

MAJOR: Sport Management

BULLPEN

2 - RHETT HAMMONTREE | RHP | SR

- > Played in 17 games last season, collecting seven runs and made one appearance on the mound
- > Transferred in 2023 from Cleveland State where he hit .346 in 92 games played. Also went to Lipscomb in 2021.
- > 2019 GHSA All-State and Underclassman All-American at Dalton HS.

11 - JOEY WHITE | RHP | SR

- > Set to be the Eagles' closer this season
- > Held a 4.43 ERA last season with a 3-3 record and a save
- > Made 29 appearances in his first season with GS and pitched in 44.2 innings
- > Transfer from Division III Birmingham Southern in 2023.

14 - DAVIS SMITH | RHP | GR

- > Made 11 appearances last season with a 2-2 record
- > Picked up his first D1 win against Miss State, throwing 4.2 scoreless innings
- > Transfer from Gordon State in 2022, posting a 0.93 ERA in six appearances
- > Played for Social Circle HS, finishing with a 1.45 ERA and 88 strikeouts

23 - LANDRY MEAD | INF/RHP | SR

- > Made three appearances on the mound in 2024, compiling one strikeout in 0.2 innings
- > Transfer from East Georgia State in 2023 where he also was a two-way player
- > Had 62 hits in 47 games with a .388 BA at EGS, also throwing 52 punchouts and a 9.24 K/9 record
- > 2021 Region Player of the Year at Vidalia HS

27 - EVAN VANDENBOSCH | LHP | JR

- > Transfer from Gaston College
- > had a 7-1 record with 12 starts for the Rhinos
- > Also had a 3.61 ERA with 55 strikeouts in 57.1 innings on the bump
- > Started his collegiate career at Queens (NC) and was the no. 12 LHP in South Carolina

31 - WILL ROBBINS | LHP | R-JR

- > Returns to the mound after being injured last season
- > Appeared in 20 games for GS his sophomore season, finishing with a 2-0 record and 20 strikeouts in 23 innings
- > All-State selection from 2019-2021 at Forsyth Central HS with a 9-0 record, 149 strikeouts, and a 0.60 ERA

32 - CARTER DEGONDEA | LHP | JR

- > Transfer from State Fair CC last season where he had a 3-4 record with 63 punchouts in 2024
- > Started his collegiate career at Missouri State, only making one appearance
- > First-team All State member in 2022 at Raymore-Peculiar HS
- > Rated as the no. 2 LHP and no. 38 overall player in Missouri

33 - SAWYER OSBORNE | RHP | SR

- > Made six appearances for the Eagles in his first season in Statesboro in 2024
- > Transfer from Surrey CC, where he was named Pitcher of the Year for the Region in 2023
- > Had a 6-3 record and a 12.29 K/9 in his 59.1 innings in 2023
- > All-Conference selection at Mount Pleasant High School in North Carolina

36 - DAEGAN STRICKLAND | RHP | R-FR

- > Redshirted in 2024
- > First-team All State at Savannah Christian Prep
- > Had a .438 BA and a .652 slugging pct. his senior season

RECENT APPEARANCES

DATE	DEC	IP	H	R	ER	BB	K	P
3/1 (CU)		1.1	3	5	4	2	1	38
3/28 (GAST)		1.0	1	0	0	0	1	11
4/4 (USA)		1.1	0	0	0	0	1	13
4/13 (ODU)	L	0.0	2	3	3	1	0	8

RECENT APPEARANCES

DATE	DEC	IP	H	R	ER	BB	K	P
5/4 (JMU)		3.1	1	0	0	1	3	50
4/27 (UL)		2.2	3	3	3	1	2	56

RECENT APPEARANCES

DATE	DEC	IP	H	R	ER	BB	K	P
4/15 (MER)		2.1	3	2	2	1	3	57
4/19 (ASU)	S	1.0	0	0	0	1	1	23
4/29 (CoFC)	L	1.0	3	5	5	1	0	23
5/2 (JMU)		2.2	1	3	2	3	2	49

RECENT APPEARANCES

DATE	DEC	IP	H	R	ER	BB	K	P
3/1 (CU)		3.0	3	3	2	1	4	59
4/5 (USA)		2.1	3	1	1	0	1	38
4/13 (ODU)		1.0	0	0	0	0	0	9
5/2 (JMU)		1.2	2	1	1	0	1	29

RECENT APPEARANCES

DATE	DEC	IP	H	R	ER	BB	K	P
4/5 (USA)		3.0	3	1	0	2	2	59
4/12 (ODU)		1.2	1	2	1	2	3	41
4/22 (UF)	L	0.2	4	3	3	1	0	26
4/29 (CoFC)		2.2	1	1	1	2	3	52

RECENT APPEARANCES

DATE	DEC	IP	H	R	ER	BB	K	P
4/22 (UF)		2.1	4	3	3	2	3	42
4/26 (UL)		2.0	1	0	0	0	3	32
4/29 (CoFC)		0.2	2	0	0	0	1	13
5/4 (JMU)	L	0.1	2	1	1	0	0	10

RECENT APPEARANCES

DATE	DEC	IP	H	R	ER	BB	K	P
4/15 (MER)		2.2	1	0	0	2	4	35
4/19 (ASU)	W	5.2	4	0	0	3	3	79
4/27 (UL)	W	6.1	3	0	0	2	2	86
5/4 (JMU)		4.1	6	3	1	1	4	56

RECENT APPEARANCES

DATE	DEC	IP	H	R	ER	BB	K	P
2/23 (USF)	W	0.2	1	0	0	0	1	8

RECENT APPEARANCES

DATE	DEC	IP	H	R	ER	BB	K	P
------	-----	----	---	---	----	----	---	---

38 - BRADY OWENS | LHP | JR

- > Transfer from Ball State in 2024
- > Had a 2-1 record and 41 strikeouts for the Cardinals in 36.1 innings
- > Had three punchouts in seven separate games at Ball State

39 - CANON HOPPER | LHP | FR

- > True freshman from Indialantic, Fla.
- > Named All-Bravard County at Holy Trinity Episcopal HS
- > Threw 43.1 innings his senior season and finished with a 0.81 ERA and 84 strikeouts
- > Holds the strikeout record at his high school

40 - ALEX MASON | RHP | FR

- > True freshman from Hazlehurst, Ga.
- > Two-time First-Team All State member at Jeff Davis HS
- > The 2024 Region Pitcher of the Year had a 7-3 record with 103 strikeouts and a 1.06 ERA in 59 innings

41 - GARRETT MACKOWIAK | LHP | SO

- > Had a 6.38 ERA with 22 strikeouts his true freshman season in 18.2 innings
- > Made his collegiate debut against Maryland on 2/17/2024
- > Played at P27 Academy prior to arriving in Statesboro.
- > Father is Rob Mackowiak, former player for the Pirates, White Sox, Padres, and Nationals.

43 - DAWSON COE | LHP | JR

- > Transfer from Chipola Collee last season
- > Started his collegiate career at Kennesaw State for one season
- > First-Team All State member his last two years at Loganville HS and recorded two no-hitters
- > Father, Donnie, played for the Eagles baseball team from 1995-97

49 - JACK YOUNG | RHP | FR

- > True freshman from Lawrenceville, Ga.
- > First-Team All Region at Archer HS
- > Had a 2.0 ERA and even pitched a perfect game in his senior season

51 - GAVEN SMITH | LHP | FR

- > True freshman from Albany, Ga.
- > 6A First-Team All Region at Lee County HS
- > The no. 12 LHP in Ga., had 65 strikeouts and a 1.85 ERA his senior season

52 - JAYDEN WHITE | RHP | FR

- > True freshman from Pembroke, Ga.
- > Rated the no. 8 first basemen in the state at Savannah Christian Prep.
- > His brother, Joey, is also in the Eagles' pitching rotation

RECENT APPEARANCES

DATE	DEC	IP	H	R	ER	BB	K	P
2/22 (USF)		0.0	1	2	1	2	0	19
2/25 (CoFC)		1.1	2	0	0	2	2	39
4/1 (CLEM)		0.0	1	2	2	1	0	10
4/22 (UF)		0.0	1	1	1	0	0	1

RECENT APPEARANCES

DATE	DEC	IP	H	R	ER	BB	K	P

RECENT APPEARANCES

DATE	DEC	IP	H	R	ER	BB	K	P
3/1 (CU)		1.0	1	0	0	1	3	25
3/26 (UNF)		0.0	2	1	1	1	0	11

RECENT APPEARANCES

DATE	DEC	IP	H	R	ER	BB	K	P
3/5 (JU)		0.2	1	1	1	0	2	17
3/21 (APP)		0.0	0	0	0	1	0	5
4/13 (ODU)		0.1	1	1	1	1	0	3
4/29 (CoFC)		0.2	0	0	0	1	0	10

RECENT APPEARANCES

DATE	DEC	IP	H	R	ER	BB	K	P

RECENT APPEARANCES

DATE	DEC	IP	H	R	ER	BB	K	P

RECENT APPEARANCES

DATE	DEC	IP	H	R	ER	BB	K	P

RECENT APPEARANCES

DATE	DEC	IP	H	R	ER	BB	K	P

HITTING	
Hit 2 Homeruns	3/22/2025 Sean White vs. Appalachian State
Hit 3 Homeruns	5/5/2019 Mason McWhorter @ Troy
Hit 4 Homeruns	3/6/1999 Dustin Langley vs Appalachian State
Hit Grand slam	4/3/2024 Sam Blancato @ South Carolina
Two grand slams	3/23/2024 vs Southern Miss (DH-1) Cade Parker and Jarrett Brown
Walkoff Win	3/22/25 vs App State Nico Senese Two-RBI Single
Walkoff Win (Run-rule)	3/26/25 vs. North Florida Nico Senese RBI Single
Walkoff Loss	5/16/2024 @ Appalachian State (DH-1) Banks Tolley HR
Walkoff Loss (Run-rule)	4/22/2025 @ Florida Luke Heyman Grand Slam
Walkoff Homerun	3/5/2022 Jason Swan (10th Inning) vs Miami (OH)
Walkoff Homerun (Run-rule)	3/23/2024 Jarrett Brown vs USM (DH-1)
Pinch-hit Homerun	4/5/2025 Sammy Leis at South Alabama
Inside the park Homerun	3/2/2025 JP Herrholz @ Campbell
Extra Innings Homerun	2/28/2025 Daniel Haab (10th Inning) @ Campbell
Multiple HR in same inning	2 3/8/2009 Griffin Benedict vs East Carolina
Homerun in 4 straight games	Mason McWhorter 2021 4/16, 4/17, 4/18 @ Coastal Carolina, 5/21 @ Kennesaw State
Homerun in 3 straight games	JD Kaiser 2024 3/18 vs CoFC, 3/23 vs USM (DH-1), 3/23 vs USM (DH-2)
Back-to-Back-to-Back HR	Corey Dowdell/Luke Hatcher/Blake Evans 4/29/2023 vs ULM
Four HR in one inning	Jarrett Brown/Corey Dowdell/Luke Hatcher/Blake Evans 4/29/2023 vs ULM
HR in first collegiate at-bat	2/16/2018 Noah Searcy @ Georgia
Two triples in a game	3/21/2025 Daniel Haab vs. Appalachian State
Three doubles in a game	4/16/2019 Steven Curry vs Charleston Southern
Hit for the Cycle	3/13/2021 Mason McWhorter vs UAB
Six hits in a game	4/29/2023 Jarrett Brown vs ULM
Five hits in a game	4/29/2023 Blake Evans vs ULM
Four hits in a game	3/21/25 Daniel Haab vs. Appalachian State
Eight at-bats	4/29/2023 Jarrett Brown vs ULM
Drove in nine runs	3/29/1978 Mark Strucher vs Mars Hill
Drove in eight runs	4/29/2023 Jarrett Brown vs ULM
Drove in six runs	2/28/2024 Sam Blancato @ Jacksonville
Drove in five runs	3/22/2025 Sean White vs Appalachian State
Scored five runs	5/26/2011 Shawn Payne vs Western Carolina
Scored four runs	3/28/25 Josh Tate/Cade Parker @ Georgia State
Three stolen bases	4/23/2024 Josh Tate vs Mercer
Stole Home	5/19/2023 Blake Evans vs JMU (DH-1)

PITCHING	
Threw a no-hitter	1983 Larry McDowdell vs Mercer-Atlanta
Threw a one-hitter	5/4/2018 Brian Eichhorn vs Troy
Threw Combined one-hitter	3/12/2022 vs William & Mary Ben Johnson/Hayden Harris/Jay Thompson
Threw a complete game	3/7/25 Kade Grundy vs Brown
Threw a Shutout	6/4/2022 Ty Fisher vs UNCG (Statesboro Regional)
Threw back-to-back complete games	4/29 - 5/5/2017 Evan Challenger UALR & @UL
Threw back-to-back-to-back complete games	Everett Teaford 2006 4/28/06 @ Elon 5/6/06 @ College of Charleston 5/12/06 vs App St
Had 18 strikeouts	3/28/1959 Ray Mims vs Davidson
Had 16 strikeouts	3/30/2012 Chris Beck vs College of Charleston
Had 13 strikeouts	3/22/2019 Seth Shuman vs Little Rock
Had 10+ Strikeouts	11 5/8/2021 Jordan Jackson at Arkansas State
TEAM	
Had 25+ Hits	27 4/29/2023 vs ULM
Scored 20 or more runs	20 3/28/25 @ Georgia State
Scored 15-19 Runs	15 4/27/2024 vs Marshall
Scored 10-14 Runs	10 4/13/25 vs. Old Dominion
Hit 7 Homeruns	5/20/2022 vs UT Arlington
Hit 6 Homeruns	5/26/2024 Southern Miss (SBC Tourn.)
Did not strikeout	5/25/2016 vs Little Rock
Did not walk	4/20/2024 @ James Madison
Won 10-14 straight games	12 Games 4/27/2010-5/18/2010
Won 15+ straight games	16 Games 3/24/1990-4/14/1990
Extra-Innings Victory	3/4/25 vs. Charleston Southern W (10), 4-3
Extra-Innings Loss	5/16/2024 @ Appalachian State (DH-1) L (10), 6-5
Run-Rule Victory	3/28/2025 @ Georgia State W (7), 20-0
Run-Rule Loss	4/22/2025 at Florida L, 1-12 (7)
Shutout Opponent	3/28/25 @ Georgia State W, 20-0
Was Shutout	3/11/2023 vs Rutgers L, 7-0 (No-hitter)
Back-to-Back-to-Back shutouts	2020 3/7/2020, 3/8/2020 vs Valparaiso, 3/10/2020 vs Georgia
Turned 5 Double Plays	5/21/2011 @ Appalachian State

JACK STALLINGS FIELD AT J.I. CLEMENTS STADIUM

> Home of Eagle Baseball since 2005, J.I. Clements Stadium has treated Georgia Southern well, holding a staggering .654 winning percentage at home (337-178) after the 2023 season.

> The stadium is named after former Eagles skipper J.I. Clements, who was the head of the program from 1949-66, and again in 1968. Clements lead the Eagles to their first national championship in 1962.

> The field was dedicated to former Eagles head coach Jack Stallings on Feb. 19, 2005. Stallings is the winningest coach in school history with 859 victories in 24 seasons. Stallings also led the Eagles to the 1990 College World Series. Stallings is one of two Eagles to have his number retired at J.I.

> J.I. Clements Stadium owns the distinction of being the only college baseball stadium with a completely manual scoreboard. The scoreboard is located in right field as part of the "Blue Monster," a 24 ft. wall that was added in a 2017 renovation of the stadium. While other schools, such as Loyola Marymount, have mostly manual boards, GS' is completely manual and has no electronics integrated at all.

Capacity: 3,000 (528 chairbacks/1,988 stadium bench back seats)

Surface: Natural Grass

Groundbreaking: May 2004

First Game: February 12, 2005 (L, Ga. Tech, 6-10)

First Victory: February 19, 2005 (W, George Washington, 9-8)

Field Dedication: February 19, 2005

Field Dimensions: 335 (LL), 390 (CF), 329 (RL)

Grandstand: Covered area for concessions and restrooms

Dugouts: Sunken with area for TV cameras near each dugout

Home Dugout: Third base side (First base for 2025)

Batter's Eye: 35 ft. x 55 ft. located in center field

Press Box: Seating for 30 media members; separate booths for television, home & visiting radio.

VIP Suite: 27 chairback seats overlooking the stadium. Indoor area with social room, television and additional seating.

Champions Room: Located on main concourse; large meeting room with kitchen.

Batting Cages: Four covered cages located down the left field line. ("Fort Knox")

YellaWood Deck: New standing-room only patio between the Blue Monster and right-center

Retired Numbers:

#1 (former head coach Jack Stallings)

#20 (All-American Todd Greene)



NOTES

RETIRED NUMBERS

> The Georgia Southern baseball program has two retired numbers that are never to be worn again by any player or coach. These numbers are Jack Stallings's #1 and Todd Greene's #20.

- Stallings was the Eagles' skipper from 1976 to 1999, taking the Eagles to its second-ever College World Series in 1990. Prior to GS, Stallings was the head coach at Florida State, where the Seminoles finished as national runner-up in the CWS in 1970. Stallings began his career as an assistant coach at Wake Forest. He collected 1,259 wins as a head coach. Stallings also coached the US Baseball team in the '70s and '80s.

- Greene owned the record for most homeruns hit by a freshman (26) before the record was broken by NC State's Tommy White. Greene is considered one of the greatest college baseball players ever, hitting .344 and hitting 88 homeruns in his career. His 88 HRs still ranks as third all-time for a career in NCAA history. Greene spent time in the MLB with the Angels, Blue Jays, Yankees, Rangers, Rockies, and Giants.

EAGLES IN THE POLLS


WEEK	D1	BA	CBN	NCBWA	PG	COACHES
PRESEASON	NR	NR	X	NR	NR	NR
WEEK 1	NR	NR	X	NR	NR	NR
WEEK 2	NR	NR	X	NR	NR	NR
WEEK 3	NR	NR	X	NR	NR	NR
WEEK 4	NR	NR	X	NR	NR	NR
WEEK 5	NR	NR	X	NR	NR	NR
WEEK 6	NR	NR	X	NR	NR	NR
WEEK 7	NR	NR	X	NR	NR	NR
WEEK 8	NR	NR	X	NR	NR	NR
WEEK 9	NR	NR	X	NR	NR	NR
WEEK 10	NR	NR	X	NR	NR	NR
WEEK 11	NR	NR	X	NR	NR	NR
WEEK 12	NR	NR	X	NR	NR	NR
WEEK 13	NR	NR	X	NR	NR	NR
WEEK 14	NR	NR	X	NR	NR	NR
WEEK 15	NR	NR	X	NR	NR	NR
NR - Not Ranked RV - Receiving Votes UR - Unreleased when notes were made						

EAGLES IN THE BIGS

With over 115 draft picks, Georgia Southern baseball players have success when it comes to getting to the next level. The Eagles currently have 10 players in the minor leagues and the big leagues.

- > Blakely Brown - New York Yankees
Current Team: FCL Yankees East
Highest 2023 Level Reached: R00K
- > Chase Cohen - Oakland Athletics
Current Team: Las Vegas Aviators (AAA)
Highest 2023 Level Reached: AAA
- > Jonathan Edwards - Los Angeles Dodgers
Current Team: Rancho Cucamonga Quakes (Low-A)
Highest 2023 Level Reached: Low-A
- > Brian Eichhorn - Cleveland Guardians
Current Team: Free Agent
Highest 2023 Level Reached: DNP
- > Hayden Harris - Atlanta Braves
Current Team: Mississippi Braves
Highest 2023 Level Reached: AA
Braves Spring Training Non-Roster Invitee 2024
- > Sam Howard - Detroit Tigers
Current Team: Free Agent
Highest 2023 Level Reached: DNP
- > Jordan Jackson - Seattle Mariners
Current Team: Everett AquaSox (High-A)
Highest 2023 Level Reached: High-A
- > Nick Jones - Los Angeles Angels
Current Team: Salt Lake Bees (AAA)
Highest 2023 Level Reached: AAA
Angels Spring Training Non-Roster Invitee 2024
- > Joe Nahas - Chicago Cubs
Current Team: South Bend Cubs (High-A)
Highest 2023 Level Reached: AA
- > Seth Shuman - Washington Nationals
Current Team: Wilmington Blue Rocks (High-A)
Highest 2023 Level Reached: High-A
- > Thomas Higgins - Seattle Mariners
Current Team: Falmouth Commodores
Highest 2024 Level Reached: Low-A
- > Ben Johnson - Chicago Cubs
Highest 2023 Level Reached: Low-A

INNING-BY-INNING HIGHS

	1ST	2ND	3RD	4TH	5TH	6TH	7TH	8TH	9TH
OPPONENT	4 Mercer 4/15	10 USA 4/4	4 USA 4/4	8 CCU 3/15	4 CCU 3/15	5 ODU 4/13	4 UF 4/22	10 ODU 4/13	4 USF 2/21
	8 vs. Brown 3/7	5 vs. JMU 5/4	5 JU 3/5	3 vs APP 3/22	5 vs. WCU 2/16	4 at JU 3/5	6 vs. APP 3/21	5 CU 3/1	4 Clemson 4/1

BIG INNINGS (3+ HITS)

OPPONENT	INN.	BATTERS	R	H	E	FINAL	OPPONENT	INN.	BATTERS	R	H	E	FINAL	OPPONENT	INN.	BATTERS	R	H	E	FINAL
2/14 WCU	B2	7	3	4	0	10-2 GS	3/28 GA ST	T4	8	4	3	0	20-0 GS	4/25 UL	T7	6	1	3	0	1-4 UL
2/16 WCU	B5	8	5	4	0	11-5 GS	3/28 GA ST	T5	9	5	3	0	20-0 GS	4/26 UL	T8	6	2	3	0	3-7 UL
2/18 GT	B1	6	2	3	0	3-5 GT	3/28 GA ST	T6	8	4	3	1	20-0 GS	5/3 JMU	B5	7	3	3	0	5-3 GS
2/21 USF	B7	6	0	3	0	1-9 USF	3/28 GA ST	T7	9	5	5	0	20-0 GS	5/4 JMU	B2	10	5	3	0	6-7 JMU
2/22 USF	B6	7	3	3	0	5-13 USF	4/1 Clemson	B9	9	4	4	1	8-10 CLEM	5/4 JMU	B9	5	0	3	0	6-7 JMU
2/23 USF	B3	6	3	3	0	9-8 GS	4/5 USA	T3	7	2	4	0	6-18 USA							
2/23 USF	B11	8	3	3	1	9-8 GS	4/5 USA	T6	6	0	3	0	6-18 USA							
3/1 CU	T6	8	3	4	0	9-16 CU	4/5 USA	T7	8	3	3	0	6-18 USA							
3/2 CU	T2	8	2	3	1	14-11 GS	4/5 USA	T3	6	2	3	0	9-4 GS							
3/2 CU T3	9	4	3	0		14-11 GS	4/5 USA	T6	8	4	4	0	9-4 GS							
3/5 JU	T3	8	5	5	1	11-13 JU	4/9 MER	T3	7	2	4	0	8-3 GS							
3/5 JU	T6	9	4	4	0	11-13 JU	4/9 MER	T4	8	3	5	0	8-3 GS							
3/7 Brown	B1	12	8	8	0	11-1 GS	4/11 ODU	B8	7	2	3	0	6-7 ODU							
3/8 Brown	B5	8	4	5	0	9-1 GS	4/12 ODU	B1	6	1	3	0	5-4 GS							
3/8 Brown	B5	7	2	3	0	5-4 GS	4/13 ODU	B2	6	2	3	0	10-15 ODU							
3/21 App State	B7	9	6	4	1	9-0 GS	4/13 ODU	B7	9	4	3	2	10-15 ODU							
3/22 App State	B5	7	4	4	0	14-13 GS	4/15 MER	B6	9	4	5	0	6-7 MER							
3/26 UNF	B4	8	2	3	1	11-1 GS	4/19 ASU	B4	8	3	3	0	7-4 GS							

SERIES STATS


HITTING

TEAM	W-L	AVG	R	H	2B	3B	HR	RBI	BB	K	SB
Western Carolina	3-0	.239	26	21	8	0	5	24	20	23	3-3
South Florida	1-2	.254	15	27	2	1	3	14	11	21	1-3
Campbell	2-1	.306	29	34	5	4	3	29	24	28	1-1
Brown	3-0	.308	25	29	7	1	4	22	19	11	6-6
Coastal Carolina	0-3	.168	4	15	1	0	3	4	6	31	0-1
Appalachian State	3-0	.309	28	30	2	3	5	27	12	15	4-7
Georgia State	2-1	.316	28	31	14	2	3	26	16	17	2-3
South Alabama	1-2	.317	21	33	4	0	5	21	12	16	1-1
Old Dominion	1-2	.267	21	27	3	0	2	20	18	24	2-2
Arkansas State	2-1	.273	17	26	3	0	6	16	15	13	1-1
Louisiana	1-2	.224	8	22	7	0	2	8	10	20	0-3
James Madison	1-2	.234	12	23	2	1	2	12	11	17	1-2

PITCHING

TEAM	W-L	ERA	IP	H	R	ER	BB	K	OPP. AVG
Western Carolina	3-0	2.33	27.0	23	7	7	6	22	.242
South Florida	1-2	8.91	29.0	36	30	28	24	21	.301
Campbell	2-1	10.08	27.0	38	31	25	15	26	.330
Brown	3-0	2.00	25.0	21	6	6	4	26	.225
Coastal Carolina	0-3	9.00	22.0	28	23	22	9	17	.318
Appalachian State	3-0	4.66	27.0	24	14	14	9	22	.240
Georgia State	2-1	1.08	24.0	13	3	3	9	19	.160
South Alabama	1-2	12.90	23.0	35	34	33	19	14	.330
Old Dominion	1-2	7.00	27.0	29	26	21	18	29	.266
Arkansas State	2-1	3.66	27.0	23	13	11	13	19	.234
Louisiana	1-2	4.66	25.0	26	14	14	8	19	.279
James Madison	1-2	5.00	27.0	33	21	15	9	22	.314

STARTS BY POSITION



PLAYER	DATE	OPP	NOTE	ON BASE	OUTS	DISTANCE	SPEED	ANGLE
Sean Smith	2/14	WCU		1	1	396 ft	103 mph	31 deg.
Cade Parker	2/15	WCU		2	2	376 ft.	97 mph	30.7 deg.
Josh Tate	2/15	WCU		0	2	398 ft.	104 mph	20.5 deg.
Sean Smith	2/15	WCU		0	2	399 ft.	107 mph	23.9 deg.
Cade Parker	2/16	WCU		1	2	380 ft.	106 mph	24.6 deg.
Sean Smith	2/18	GT		1	1	352 ft.	107 mph	41.0 deg.
Daniel Haab	2/22	USF	First at GS	0	2	435 ft.	107 mph	20.5 deg.
JD Kaiser	2/23	USF		0	0	424 ft.	107 mph	27 deg.
Sean Smith	2/23	USF		1	2	397 ft.	106 mph	22.6 deg.
JD Kaiser	2/25	CofC		0	2	372 ft.	100 mph	34.2 deg.
Sean Smith	2/28	CU		0	0	431 ft.	108 mph	27.5 deg.
Daniel Haab	2/28	CU	Go-ahead in the 10th	0	1	366 ft.	99 mph	27.7 deg.
Sean Smith	3/4	CSU		0	2	**	**	**
Cade Parker	3/5	JU		1	2	388 ft.	98 mph	28.5 deg.
Josh Tate	3/5	JU		1	0	**	**	**
Sean Smith	3/7	Brown		1	0	390 ft.	103 mph	29 deg.
Sean Smith	3/8	Brown		0	0	405 ft.	98 mph	33 deg.
JP Herrholz	3/8	Brown		0	0	378 ft.	101 mph	35 deg.
Nico Senese	3/8	Brown	First at GS	1	1	370 ft.	97mph	30 deg.
Josh Tate	3/14	Coastal Carolina		0	2	**	**	**
Jonathan Jaime	3/15	Coastal Carolina		0	0	348 ft.	103 mph	29.6 deg.
Josh Tate	3/15	Costal Carolina		0	1	378 ft.	102 mph	29 deg.
Sean Smith	3/18	Kennesaw State		1	1	392 ft.	100 mph	32.3 deg.
Cade Parker	3/22	App State		2	2	401 ft.	103 mph	31.6 deg.
Sean White	3/22	App State		2	2	393 ft.	102 mph	29 deg.
Daniel Haab	3/22	App State		0	2	389 ft.	103 mph	21.6 deg.
JP Herrholz	3/22	App State		0	1	390 ft.	104 mph	34 deg.
Sean White	3/22	App State		0	2	373 ft.	106 mph	27 deg.
Cade Parker	3/26	North Florida		2	1	343 ft.	100 mph	25 deg.
Cade Parker	3/28	Georgia State		0	1	360 ft.	102 mph	41 deg.
Josh Tate	3/28	Georgia State	First career GS	3	1	393 ft.	104 mph	21 deg.
Daniel Haab	3/29	Georgia State		2	2	357 ft	96 mph	30 deg.
Daniel Haab	4/4	South Alabama		2	1	407 ft.	103 mph	22 deg.
Josh Tate	4/5	South Alabama		0	0	378 ft	103 mph	20 deg.
Sammy Leis	4/5	South Alabama	First career	1	0	409 ft	103 mph	22 deg.
Luke Odden	4/5	South Alabama	First at GS	0	2	387 ft	96 mph	25 deg.
Josh Tate	4/5	South Alabama		1	1	374 ft	95 mph	38 deg.
Sean White	4/9	Mercer		1	2	**	**	**
Josh Tate	4/9	Mercer		0	0	**	**	**
Josh Tate	4/11	Old Dominion		1	0	388 ft.	103 mph	26.4 deg
Nico Senese	4/11	Old Dominion		1	2	**	**	**
JP Herrholz	4/17	Arkansas State		1	1	391 ft	103 mph	26.8 deg
Cade Parker	4/18	Arkansas State		0	2	433 ft	103 mph	29.7 deg
Cade Parker	4/19	Arkansas State		0	0	425 ft	107 mph	25.5 deg
Daniel Haab	4/19	Arkansas State		1	2	353 ft	95 mph	42.8 deg
JP Herrholz	4/19	Arkansas State		0	1	405 ft	106 mph	23 deg
Josh Tate	4/19	Arkansas State		1	1	419 ft	102 mph	29 deg
Daniel Haab	4/25	Louisiana						
Cade Parker	4/27	Louisiana		0	0	335 ft	105 mph	25.6 deg
Josh Tate	4/30	Charleston		0	1	425 ft	102 mph	32.6 deg
Sean White	4/30	Charleston		1	1	423 ft	103 mph	26.2 deg
Sean White	5/3	JMU		0	0	390 ft	104 mph	23.2 deg
Nico Senese	5/3	JMU		1	2	347 ft	100 mph	24 deg

(-*) numbers not given/recieved by SID at time of publication | (&*) was not tracked by Trackman



BATTING BREAKDOWN

1	2	3	4	5	6	7	8	9	NAME	C	1B	2B	3B	SS	LF	CF	RF	DH
-	-	-	-	1	2	1	-	-	JuJu Stevens	-	-	-	-	-	-	-	-	4
-	-	-	1	-	3	-	-	-	Cam Foster	-	-	-	-	-	-	-	-	4
-	-	-	-	-	-	1	-	47	Luke Odden	-	-	47	-	1	-	-	-	-
-	1	-	-	1	4	27	14	-	Cade Parker	-	-	-	-	47	-	-	-	-
-	-	10	1	29	1	-	2	-	Daniel Haab	5	-	-	-	-	-	-	39	-
47	1	-	-	-	-	-	-	-	Josh Tate	-	-	-	-	-	-	47	1	-
-	-	-	-	-	6	-	-	-	Bryson Trammell	-	-	-	-	-	4	-	-	2
-	-	-	4	4	5	1	-	-	JD Kaiser	3	4	-	-	-	-	-	-	7
1	2	38	-	-	-	1	-	-	Sean Smith	-	-	-	-	-	29	-	-	13
-	-	-	2	4	14	-	-	-	Jonathan Jaime	-	-	-	-	-	4	-	3	13
-	-	-	-	-	-	3	2	-	Jett Lovett	-	-	-	-	-	-	-	5	-
-	33	-	-	-	1	12	2	-	Nico Senese	-	-	-	48	-	-	-	-	-
-	8	-	-	-	1	-	1	1	J.C. Peacher	-	-	-	-	-	10	1	-	-
-	2	-	8	2	2	-	25	-	JP Herrholz	-	38	-	-	-	-	-	-	1
-	-	-	-	-	-	-	-	-	Landry Mead	-	-	-	-	-	-	-	-	-
-	-	-	-	-	1	2	-	-	Sammy Leis	3	-	-	-	-	-	-	-	-
-	-	-	32	2	9	-	-	-	Sean White	37	5	-	-	-	-	-	-	1
-	1	-	-	4	1	-	-	-	Jack Myers	-	-	1	-	-	-	-	-	5

MULTI-HIT AND MULTI-RBI GAMES

NAME	2	3	4	5+	TOTAL	2	3	4	5+	TOTAL
JuJu Stevens	-	-	-	-	-	-	-	-	-	-
Cam Foster	-	-	-	-	-	1	-	-	-	1
Luke Odden	7	-	-	-	7	4	-	2	-	6
Cade Parker	5	2	-	-	7	3	4	1	-	8
Daniel Haab	10	4	1	-	15	4	3	-	-	7
Josh Tate	16	5	1	-	22	10	-	1	-	11
Bryson Trammell	-	-	-	-	-	1	-	-	-	1
JD Kaiser	3	-	-	-	3	1	-	-	-	1
Sean Smith	12	6	-	-	20	7	2	1	-	10
Jonathan Jaime	5	-	-	-	5	2	-	-	-	2
Jett Lovett	-	-	-	-	-	-	-	-	-	-
Nico Senese	4	2	-	-	6	8	-	-	-	8
J.C. Peacher	3	1	-	-	4	4	-	-	-	4
JP Herrholz	6	1	-	-	7	5	1	-	-	6
Landry Mead	-	-	-	-	-	1	-	-	-	1
Sammy Leis	-	-	-	-	-	-	-	-	-	-
Sean White	6	2	-	-	8	4	2	-	1	7
Jack Myers	-	-	-	-	-	-	-	-	-	-
TEAM	76	23	2	-	99	54	11	5	1	69



JUJU STEVENS

OF | 6-0 | 190 | R/R | SENIOR
DURHAM, N.C. | AMITY HS

SEASON STATISTICS

.118	2	3	1	0	0	4	0	.176
AVG	HITS	RUNS	2B	3B	HR	SO	BB	SLG

CAREER STATS

	Year	AVG	GP	GS	AB	R	H	2B	3B	HR	RBI	SLG	BB	HBP	SO	GDP	OB%	SF	SH	SB
2024	Junior (MO)	.259	12	7	27	2	7	3			3	.370	3	3	9	0	.394	0	0	1
2023	Sophomore (MO)	.198	30	19	81	5	16	7	-	3	15	.395	1	1	26	3	.217	0	0	0
2022	Freshman (MO)	.500	6	3	12	2	6	-	-	-	4	.500	1	-	2	-	.538	-	-	1
CAREER	TOTAL	.242	48	29	120	9	29	10		3	22	.400	5	4	37	3	.295	0	0	2

PREP:

Played for the University of Missouri the past three seasons ... In his combined 48 games as a Tiger, he combined to hit .242 with 29 hits, ten extra base hits, three home runs, and 22 RBIs in 29 games started ... was a four-year letterwinner at Amity High School under coach Sal Capolla ... ranked as the no. 172 overall recruit in the 2021 Class and the no. 28 outfielder ... Rated as the top outfielder and no. 3 player overall in Connecticut ... Was a 2021 preseason All-American ... Invited to the 2021 MLB Draft Combine ... All State First-team in 2021 ... Hit .452 with eight home runs in his senior season ... Named to the SEC Academic Honor Roll during his time at Missouri.

PERSONAL:

Born Julian Dewey Stevens on February 15th, 2003 in St. Petersburg, Fla. ... is the son of Julian and Keila Stevens ... Has four siblings; Raelle, Sheariah, Zai, and Adaiah.



CAM FOSTER

INF | 6-4 | 230 | R/R | SENIOR
DOUGLASVILLE, GA. | WESTMINSTER SCHOOLS

SEASON STATISTICS

.063	1	2	0	0	0	8	2	.063
AVG	HITS	RUNS	2B	3B	HR	SO	BB	SLG

CAREER STATS

	Year	AVG	GP	GS	AB	R	H	2B	3B	HR	RBI	SLG	BB	HBP	SO	GDP	OB%	SF	SH	SB
2024	Junior (LU)	.272	59	58	213	35	58	13	1	12	37	.512	27	2	57	3	.355	3	1	0
2023	Sophomore (LU)	.272	58	58	217	40	59	12	2	12	44	.512	33	4	64	5	.374	3	0	2
2022	Freshman (LU)	.265	60	60	230	43	61	17	-	6	40	.417	24	5	72	4	.341	5	1	2
CAREER	TOTAL	.270	177	176	660	118	178	42	3	30	121	.479	84	11	193	12	.356	11	2	4

LIBERTY (2022-2024):

Played three seasons for the Liberty Flames before coming to Georgia Southern ... There, he appeared every game of the season from 2022-2024, a collective 176 starts ... In 660 at bats, Foster averaged .270 at the plate with 178 hits, 118 runs, 45 extra base hits, 30 home runs, and a .479 slugging percentage ... Against Middle Tennessee, Foster went 4-for-5 with two home runs and five RBIs

PREP:

Attended The Westminster Schools ... Also played basketball for The Westminster Schools where he was a two-time All Region member ... Graduated as an AP Scholar with distinction.

PERSONAL:

Born Cameron Foster on August 29th, 2001 in Atlanta, Ga. ... Is the son of Faney and William Foster ... Has two siblings, William and Arione.

MAJOR: Mechanical Engineering



LUKE ODDEN

INF | 6-0 | 175 | S/R | SENIOR
SCOTTSDALE, ARIZ. | BROPHY COLLEGE PREP

SEASON STATISTICS

.237	33	25	5	1	1	23	25	.309
AVG	HITS	RUNS	2B	3B	HR	SO	BB	SLG

JUNIOR (2024): Played 34 games for the Eagles this season, starting 26 in the middle infield ... Batted at a .222 clip with 19 hits, scoring 14 runs of his own and driving in two more ... Had 15 free bases with eight walks and seven HBP ... Posted a .967 fielding percentage from the six hole ... Scored the go-ahead run to take the series against No. 25 Southern Miss on 3/24.

WABASH VALLEY (2022-2023): Helped lead WVC to the 2023 Junior College World Series with a .367 batting average, along with an OB% of .524 and 24 stolen bases ... Named All-Region Gold Glove and All-Region Shortstop ... In the JCWS, named All-Tournament at shortstop and was awarded Most Outstanding Defensive Player ... WVC finished with a record of 57-13 in 2023.

PREP: Four-year player and two-year letterwinner under head coach Josh Garcia at Brophy College Prep in Phoenix, Arizona ... Graduated in 2021 ... Hit .330 with an OB% of .438 his senior season ... Played in the Senior All-Star Game and was named Second Team All-Conference at shortstop.

PERSONAL: Born Lukas Jay Odden on April 21, 2003, in Denver, Colorado ... Hometown is Scottsdale, Arizona ... Son of Courtney and Kevin Odden ... Has two brothers, Maxwell and John Paul ... Mother played tennis at Boston University ... Father was a diver at University of Wyoming, going on to dive professionally.

CAREER STATS

	Year	AVG	GP	GS	AB	R	H	2B	3B	HR	RBI	SLG	BB	HBP	SO	GDP	OB%	SF	SH	SB
2024	Junior	.222	34	26	81	14	18	2	-	-	2	.247	8	7	11	1	.344	0	6	0
2023	Sophomore (WVC)	.367	70	-	199	73	73	8	1	1	39	.432	58	11	41	-	.524	3	1	24
2022	Freshman (WVC)	.372	39	-	107	25	29	2	-	-	13	.397	24	3	20	-	.533	-	2	9
CAREER	TOTAL	.320	143	26	306	112	120	12	1	1	54	.358	90	21	72	1	.467	3	9	33



CADE PARKER

INF | 6-0 | 185 | R/R | REDSHIRT SENIOR
PANAMA CITY BEACH, FLA. | DEANE BOZEMAN

SEASON STATISTICS

.228	38	36	7		9	66	20	.431
AVG	HITS	RUNS	2B	3B	HR	SO	BB	SLG

REDSHIRT JUNIOR (2024): Played 48 games total this season, starting 43, moving into the lineup as the Eagles' everyday shortstop in the middle of the season ... Finished the season with a .221 batting average, with 32 hits and 37 runs of his own, plating 32 runners ... 15 of his hits went for extra bases, including tying Jarrett Brown with a team-leading 10 home runs ... Slugged at a .462 clip in 2024.

GULF COAST STATE (2021-23): Held a .307 batting average during the 2023 season with .595 slugging, 1.055 OPS with 52 runs, 9 doubles, 12 home runs, 42 RBI and 15 stolen bases ... Missed the 2022 season with Tommy John, where he medically redshirted.

FLORIDA ATLANTIC (2019-21): Played in 21 games with four starts in 2021 ... Finished the season with five runs and two RBI ... In 2020, went 3-for-3 in his first ever start, knocking a single, a double, and a HR in an Owl win over Delaware ... Finished 2020 with a .267 average and went errorless at shortstop and center field.

PREP: Four-year letterwinner at Deane Bozeman School under head coach Jeff Patton in Panama City, Fla. ... Was a four year varsity starter ... Named two-time All County, All-District, and All-State ... Named the 2019 Florida Dairy Farmers Ckass 1A State Player of the Year ... Tied school record as a junior with 19 doubles ... Broke record senior season with 43 runs scored ... Hit .382 with 43 R, 23 RBI, 3 HR, and had a 1.156 OPS his senior season ... Had a 1.05 ERA with 14 appearances and 11 starts, 9 wins and 91 Ks that season ... Graduated in the Top 10 academically and named to the DBS Hall of Fame.

PERSONAL: Born Joshua Cade Parker on Feb. 22, 2001, in Starkville, Miss. ... Hometown is Panama City Beach, Fla. ... Son of Hollie and Josh Parker ... Has one brother, Carsen.

CAREER STATS

	Year	AVG	GP	GS	AB	R	H	2B	3B	HR	RBI	SLG	BB	HBP	SO	GDP	OB%	SF	SH	SB
2024	R-Junior	.221	48	43	145	37	32	5		10	32	.462	19	5	68		.329	1	2	2
2023	R-Sophomore (GCSC)	.307	47	-	167	52	50	9	1	12	42	.595	36	11	60	2	.460	1	0	15
2022	Sophomore (GCSC)	-	-	-	-	-	-	-	-	-	-	-	-	-	-	-	-	-	-	-
2021	Freshman (FAU)	.100	21	4	20	5	2	0	0	0	2	.100	6	1	11	0	.333	0	0	1
2020	Freshman (FAU)	.267	8	5	15	5	4	1	0	1	2	.533	2	0	6	0	.353	0	0	2
CAREER	TOTAL	.222	124	52	347	99	88	15	1	23	78	.423	63	17	145	2	.369	2	2	20



DANIEL HAAB

C/OF | 6-0 | 185 | R/R | SENIOR
NORCROSS, GA. | NORCROSS HS

SEASON STATISTICS

.314	55	30	9	5	7	24	17	.543
AVG	HITS	RUNS	2B	3B	HR	SO	BB	SLG

JUNIOR (2024): Played in 40 games this season, starting 13 ... Was primarily a late outfield substitution in left field ... Bat .234 with 15 hits in 64 ABs ... Scored 13 runs while driving in four ... Had eight free bases with seven walks and a HBP this season.

GORDON STATE (2022-23): Named an NJCAA Second Team All-American in 2023, as well as earning First Team All-Conference honors, First Team All-Tournament honors, and was named the Georgia Collegiate Athletic Association Player of the Year ... Earned Second Team All-Conference honors and First Team All-Tournament honors in 2022.

KENNESAW STATE (2020-21): Did not see playing time at Kennesaw State.

PREP: Three-year letterwinner at Norcross High School under head coach Aaron Wilkins ... Named a Gwinnett County All-Star and Second Team All-Region in 2019 ... Held a .470 batting average his junior season and a .419 average during the 2020 COVID-shortened season ... Earned the Scholar Athlete award all four years of high school ... Also played hockey, where he was named an All-Star in 2017 ... Played club baseball for the Wilmington Sharks under head coach Russ Burroughs.

PERSONAL: Born Daniel Haab on June 7, 2002, in Atlanta, Ga. ... Hometown is Norcross, Ga. ... Son of Melinda and Wiley Haab ... has one brother, Jonathan ... Father played football for Southeast Community College in Mississippi.

CAREER STATS

Year	AVG	GP	GS	AB	R	H	2B	3B	HR	RBI	SLG	BB	HBP	SO	GDP	OB%	SF	SH	SB
2024 Junior	.234	40	13	64	13	15	1	1	0	4	.281	7	1	15	1	.319	0	2	2
2023 Sophomore (GSC)	.422	55	-	192	48	81	10	4	9	52	.656	19	8	18	-	.486	3	2	24
2022 Freshman (GSC)	.306	42	-	144	33	44	14	1	5	30	.521	16	2	20	-	.383	0	1	16
2021 Freshman (KSU)	-	-	-	-	-	-	-	-	-	-	-	-	-	-	-	-	-	-	-
CAREER TOTAL	.321	137	13	400	94	140	25	6	14	86	.486	42	11	53	1	.396	3	5	42



JOSH TATE

INF/OF | 5-11 | 178 | R/R | JUNIOR
PEACHTREE CITY, GA. | STARR'S MILL HS

SEASON STATISTICS

.362	72	49	16	3	11	27	24	.638
AVG	HITS	RUNS	2B	3B	HR	SO	BB	SLG

SOPHOMORE (2024): Lead-off man for the Eagles in 2024, starting in all 59 games this season ... Played in left field, center field, and settled in at second base ... Lead the team in several categories, including batting average (.369), hits (86), runs (63), OB% (.475), and stolen bases (27) ... Had a 17-game reached base streak and a nine-game hit streak during the season ... Led the team with 30 multi-hit games ... Hit his first home run of the season on 5/8 against Jacksonville on the first pitch, ending the season with four HRs.

GEORGIA (2023): Played 13 games for the Bulldogs in his lone season in Athens, including two starts at third base ... Had a .211 batting average with four hits, four runs, a double, a home run, and five RBI ... His first career HR came in a pinch-hit situation on the road against Georgia Tech ... Had a .875 fielding percentages with three putouts, four assists, and an error in eight chances.

PREP: Played high school baseball at Starr's Mill High School under head coach Brent Moseley ... Missed most of his senior year due to injury ... Batted .364 with 17 RBI, 33 stolen bases, and a home run as a junior when SMHS won the 2021 GHSA 5A State Championship ... Batted .338 with three HR, 38 RBI and 54 stolen bases in 41 games during his first two seasons on the varsity team ... Played summer ball with the Home Plate Chili Dogs in Peachtree City, Ga., winning the 2020 Perfect Game Southeast Fall World Series and earning an invite to the National Showcase.

PERSONAL: Born Josh Tate on September 1, 2003, in Peachtree City, Ga. ... Son of Rebecca and Eugene Tate.

CAREER STATS

Year	AVG	GP	GS	AB	R	H	2B	3B	HR	RBI	SLG	BB	HBP	SO	GDP	OB%	SF	SH	SB
2024 Sophomore	.369	59	59	233	63	86	14	1	4	30	.489	39	9	32	3	.475	1	3	27
2023 Freshman (UGA)	.211	13	2	19	4	4	1	0	1	5	.421	5	1	4	0	.400	0	0	0
CAREER TOTAL	.290	72	61	252	67	90	15	1	5	35	.455	44	10	36	3	.438	1	3	27



BRYSON TRAMMELL

OF | 6-0 | 195 | L/R | SENIOR
KNOXVILLE, TEN. | BEARDEN HS

SEASON STATISTICS

.188	3	3				3	6	.188
AVG	HITS	RUNS	2B	3B	HR	SO	BB	SLG

CAREER STATS

	Year	AVG	GP	GS	AB	R	H	2B	3B	HR	RBI	SLG	BB	HBP	SO	GDP	OB%	SF	SH	SB
2024	Junior (CS)	.358	55		176	46	63	17	3	10	53	.625	32	7	36		.491			9
2023	Sophomore (CS)	.257	28	6	31	8	6	1	2	1	5	.422	3	2	12	0	.397	0	0	0
2022	Freshman (MTSU)	-	-	2	-	-	-	-	-	-	-	-	-	1	-	-	-	1.000	-	-
CAREER	TOTAL	.307	85	6	207	54	169	18	5	11	58	.523	36	9	48	0	.629	0	0	9

PREP: Spent the last two seasons with the Cleveland State CC Cougars ... Played in 95 total game in his career there where he averaged .319 at the plate with 66 RBIs, 14 home runs, 22 XBH, a .456 OBP, and a .547 SLG ... Had a career high three hits on March 18th, 2024 against Roane State CC in four at bats with an RBI ... Started his career at Middle Tennessee State where he appeared in one game ... Four-year letter winner at Bearden High School under coach John Rice ... Rated as the no. 10 third baseman and no. 96 overall recruit in Tennessee ... was named First Team All-District in 2021 where he hit .410 with eight home runs and 52 RBIs in 40 games his final year of high school.

PERSONAL: Born Bryson Reed Trammell on September 12th, 2002 in St. Petersburg, Fla. ... Is the son of Melissa and Thomas Trammell ... Has one brother, Brandon, and a sister, Madison ... Father, Thomas "Bubba", played baseball for Tennessee before being drafted by the Orioles in the 11th Round of the 1992 MLB draft where he played for six different teams ... Brother, Brandon, also played for Tennessee before signing with the San Diego Padres.



JD KAISER

C | 6-1 | 225 | L/R | SENIOR
STATESBORO, GA. | STATESBORO HS

SEASON STATISTICS

.218	12	6	3	1	2	23	6	.418
AVG	HITS	RUNS	2B	3B	HR	SO	BB	SLG

CAREER STATS

	Year	AVG	GP	GS	AB	R	H	2B	3B	HR	RBI	SLG	BB	HBP	SO	GDP	OB%	SF	SH	SB
2024	Junior	.272	50	47	169	27	46	9	1	9	43	.497	20	12	55	3	.379	5	1	0
2023	Sophomore	.228	39	38	123	27	28	6	0	4	19	.374	12	11	37	0	.347	1	2	0
2022	Freshman	.500	4	0	2	1	1	0	0	1	2	2.000	0	0	1	0	.500	0	0	0
CAREER	TOTAL	.255	93	85	294	55	75	15	1	14	64	.456	32	23	93	3	.366	6	3	0

Sun Belt Conference Player of the Week (April 30, 2024)

JUNIOR (2024): Played in 50 games this season, starting 47 ... Split time as catcher and designated hitter ... Posted a .272 clip this season with 46 hits, 27 runs, and 43 RBI ... 19 hits went for extra bases, including nine home runs and his first career triple on 4/5 against Georgia State ... Slugged at a .497 clip and reached base at a .379 clip ... Was named Sun Belt Player of the Week on 4/30.

SOPHOMORE (2023): Was the primary catcher for the 2023 season, playing in 39 games, starting all but one of those games ... Posted a .228 batting average with 28 hits, six doubles and four homers, along with 19 RBI and 27 runs scored of his own ... Had an OB% of .347 after earned 23 free passes, 12 walks and 11 hit-by-pitches ... Posted a .988 fielding average behind the dish with 234 putouts, 12 assists, and only three errors.

FRESHMAN (2022): Saw action at catcher in four games ... Played in his first ever game at Mercer on 3/16 ... Had two at-bats all year ... Against UT-Arlington, during his second collegiate at-bat, he ripped a home run to left center to put GS up 18-5.

PREP: Attended Statesboro High School, playing under head coach Chris Bishop... 2018-2020 First Team All-Region... 2021 Region 2-6A Offensive Player of the Year... Averaged .378 at the plate, collecting 40 RBIs and four home runs... Also played football for Statesboro, earning First Team All-Region in 2020 and 2021... Academic Honor Roll recipient all four years... 2019-20 Student of the Year... Honor Graduate... Played for Scoutz USA under head coach Roger Wilkerson...

PERSONAL: Born Jackson Daniel Kaiser on February 11, 2003, in Statesboro, Georgia... Son of Jeff and Kristi Kaiser... Has one sibling Kasey... Mother Kristi Kaiser attended Georgia Southern...



SEAN SMITH

INF | 6-1 | 205 | R/R | SENIOR
MOSS POINT, MISS. | PASCAGOULA HS

SEASON STATISTICS

.369	55	31	8	2	9	37	27	.631
AVG	HITS	RUNS	2B	3B	HR	SO	BB	SLG

CAREER STATS

Year	AVG	GP	GS	AB	R	H	2B	3B	HR	RBI	SLG	BB	HBP	SO	GDP	OB%	SF	SH	SB
2024 Junior	.321	35	29	109	34	35	11	0	6	27	.587	16	4	31	2	.417	3	0	4
2023 Sophomore (MGCCC)	.392	45	-	158	51	62	11	1	15	42	.759	23	4	28	4	.476	4	0	6
2022 Freshman (MGCCC)	.333	45	-	147	37	49	8	1	10	43	.605	31	3	35	1	.456	1	0	3
CAREER TOTAL	.349	125	29	414	122	146	30	2	31	112	.650	70	11	94	7	.450	8	0	13

JUNIOR (2024): Finished the season batting at a .321 clip in 35 games played ... Started 29 games, including becoming the starting left fielder late into the season ... Collected 35 hits and scored 34 runs, plating 27 more ... 17 of his hits went for extra bases, including six home runs ... One of the top sluggers on the team, slugging at a .587 clip ... Also held an OB% of .417.

MISSISSIPPI GULF COAST (2022-23): As a freshman, played in all 45 games, starting 40, led the team with 10 home runs and 43 RBI while batting .333 (2nd on team) ... Had 13 multi-hit games ... Had 3 hits against Coastal Alabama-South (5-2 W, 2/23), East Central (13-4 W, 4/7) and Hinds (11-10 L, 5/6) ... Had 13 multi-RBI games ... Had 7 RBI against Hinds (11-10 L, 5/6) ... Had 5 RBI against Delta (9-6 W, 4/29) ... Had 2 HR against Delta (9-6 W, 4/29) and Itawamba (11-5 W/ 4/23).

PREP: Ranked 297th overall and 10th among first basemen in the nation, and 8th overall and the No. 1 first baseman in Mississippi by Perfect Game ... As a senior, batted .426 with 6 HR, 10 doubles, 1 triple and 37 RBI ... Named to Mississippi Association of Coaches Class 5A All-State team and Sun Herald All-South Mississippi Team ... As a junior, batted .409 with 1 HR, 3 doubles and 7 RBI in 6 games in COVID-shortened season ... Played for Coach Richie Tillman.

PERSONAL: Born Sean Lenard Smith II on January 17, 2003, in Pascagoula, Miss. ... Hometown in Moss Point, Miss ... Son of Sean Smith ... Has two siblings, Seantelle and Daja Smith.



JONATHAN JAIME

OF/1B | 6-2 | 210 | L/L | JUNIOR
SNELLVILLE, GA. | BROOKWOOD HS

SEASON STATISTICS

.284	21	13	3		1	7	10	.365
AVG	HITS	RUNS	2B	3B	HR	SO	BB	SLG

CAREER STATS

Year	AVG	GP	GS	AB	R	H	2B	3B	HR	RBI	SLG	BB	HBP	SO	GDP	OB%	SF	SH	SB
2024 Sophomore	.253	37	27	91	14	23	6	0	3	17	.418	11	2	16	1	.343	1	1	0
2023 Freshman	.228	33	9	57	11	13	1	0	0	8	.246	7	0	11	1	.313	0	0	0
CAREER TOTAL	.243	70	36	148	25	36	7	0	3	25	.351	18	2	27	1	.331	1	1	0

Sun Belt Conference Academic Commissioner's List 2022-2023

FRESHMAN (2023): Saw playing time in 33 total games for the Eagles, starting nine of those contests, some in outfield and some at designated hitter ... Held a .228 batting average with 12 hits, one double, 11 runs scored and eight RBI.

PREP: Attended Brookwood High School in Snellville, Georgia ... Four-year letterwinner with both athletic and academic letters under head coach Titus Martin ... Had a .367 batting average his senior season with 32 hits and 12 walks ... Named First Team All-County in 2022, First Team All-Region by the Gwinnett Dugout Club in 2022, and Second Team All-County by the Gwinnett Dugout Club in 2021 ... Stands in the top five Brookwood Baseball record book in career starts ... Played club baseball with the East Cobb Yankees under head coach James Beaver ... posted a .372 BA with two doubles, two triples and one home run in 17 games ... Also played football at Brookwood.

PERSONAL: Born Jonathan Oscar Jaime on September 4, 2003, in Atlanta, Georgia ... Son of Kim and Oscar Jaime ... Has one sister, Olivia.



JETT LOVETT

OF | 5-10 | 180 | L/R | SENIOR
NEWNAN, GA. | NEWNAN HS

SEASON STATISTICS

.053	1	5				11	5	.053
AVG	HITS	RUNS	2B	3B	HR	SO	BB	SLG

CAREER STATS

	Year	AVG	GP	GS	AB	R	H	2B	3B	HR	RBI	SLG	BB	HBP	SO	GDP	OB%	SF	SH	SB
2024	Junior (GT)	.273	16		11	2	3	1	0	0	2	.364	3	0	4		.429	0	0	0
2023	Sophomore (GT)	.296	21		27	8	8	2	0	0	3	.370	7	1	6		.444	1	0	0
2022	Freshman (GT)	.143	10		7	1	1		0	1	2	.571	0	0	6		.143	0	0	
CAREER	TOTAL	.267	47		45	11	12	3	0	1	7	.400	10	1	16		.404	1	0	0

GEORGIA TECH (2022-2024): Appeared in 16 games for the Yellow Jackets last season where he averaged .273 at the plate ... In his three seasons at Georgia Tech, he played in 47 games, hitting .266 with a home run, seven RBIs, ten walks, and 18 total bases... Had a perfect 1.000 fielding percentage across his three years in centerfield ... Was an ACC Academic Honor Roll member from 2021-2023 ...

PREP: Four-year letter winner at Newnan High School under coach Mark Gilmore ... Was rated as the no. 5 outfielder and no. 23 overall recruit in Georgia ... Named 2020 Perfect Game Preseason All-American 2nd Team for Southeast Region ... Fifteen-time All-Tournament Team Selection ... Helped lead Newnan to 2019 Regional Championship ... Named First-Team All-Region in 2019 ... Hit .307 for his career over 126 games ... Finished with 60 hits, 15 doubles, 14 triples, and eight home runs for 62 RBI for four years... In 2020, recorded 27 hits, six doubles, four triples and two home runs for 26 RBI, drawing 26 walks and stealing 24 bases.

PERSONAL: Born Matthew Jetson Lovett on March 19th, 2003 ... Is the son of Matt Lovett ... Has two siblings, Mattie Louise and Knox.



NICO SENESE

MIF | 6-3 | 185 | R/R | SOPHOMORE
SENOIA, GA. | EAST COWETA HS

SEASON STATISTICS

.204	38	25	9		3	25	21	.301
AVG	HITS	RUNS	2B	3B	HR	SO	BB	SLG

CAREER STATS

	Year	AVG	GP	GS	AB	R	H	2B	3B	HR	RBI	SLG	BB	HBP	SO	GDP	OB%	SF	SH	SB
2023	Freshman (GT)	.311	23		45	9	14	2	1	0	5	.400	9	2	12	0	.446	0	1	1
CAREER	TOTAL	.311	23		45	9	14	2	1	0	5	.400	9	2	12	0	.446	0	1	1

GEORGIA TECH (2024): Appeared in 23 games and hit .311 for the Yellow Jackets last season... Also collected five RBIs, nine runs, and 14 hits his freshman season...

PREP: Four-year letter winner at East Coweta High School under coach Franklin Deloach... Was rated as the no. 12 shortstop and no. 35 prospect in the state of Georgia... Four-time All-Region selection, four-time All-County selection and an All-State honorable mention in 2021 ... Named 2020 Southeast Region All-American honorable mention, first-team All-American in 2021 and second-team in 2022 ... In 163 games, hit .362 for 154 hits, 40 doubles, three triples and two home runs for 103 RBI ... Also drew 77 walks for a .469 on-base percentage and .967 OPS ... Had his best year in 2020 when he hit .343 over a whopping 53 games, recording 48 hits and 14 doubles for 36 RBI ... In 2021, he hit .270 in 36 games, recording 24 hits, six doubles and a home run for 19 RBI and a .417 on-base percentage.

PERSONAL: Born Nico Joshua Senese on July 12th, 2004 in Stockbridge, Ga. ... Is the son of Sara and Josh Senese ... Has one sister, Ela.



J.C. PEACHER

OF | 6-1 | 170 | L/L | REDSHIRT SENIOR
PACE, FLA. | PACE HS

SEASON STATISTICS

.245	13	17	2	1	-	9	9	.321
AVG	HITS	RUNS	2B	3B	HR	SO	BB	SLG

CAREER STATS

	Year	AVG	GP	GS	AB	R	H	2B	3B	HR	RBI	SLG	BB	HBP	SO	GDP	OB%	SF	SH	SB
2023	R-Sophomore	.239	46	31	92	25	22	1	0	0	8	.250	18	5	29	1	.388	1	6	3
2022	R-Freshman	.429	27	1	7	8	3	1	0	0	2	.571	2	0	2	0	.556	0	0	0
2021	Freshman	-	-	-	-	-	-	-	-	-	-	-	-	-	-	-	-	-	-	-
CAREER	TOTAL	.253	73	32	99	33	25	2	0	0	10	.273	20	5	31	1	.400	1	6	3



JP HERRHOLZ

INF | 6-2 | 215 | L/R | GRADUATE
MIAMI, FLA. | CHRISTOPHER COLUMBUS HS

SEASON STATISTICS

.258	33	25	5	1	5	21	35	.430
AVG	HITS	RUNS	2B	3B	HR	SO	BB	SLG

CAREER STATS

Year	AVG	GP	GS	AB	R	H	2B	3B	HR	RBI	SLG	BB	HBP	SO	GDP	OB%	SF	SH	SB
2024	Senior	.276	20	5	29	1	8	1	1	6	.414	1	1	6	0	.323	0	0	0
2023	Junior (SFC)	.314	45	-	175	45	55	11	1	12	.594	37	4	36	1	.436	4	0	2
2022	Sophomore (SFC)	.293	28	-	75	9	22	7	0	1	.427	10	0	15	2	.372	1	2	3
2021	Freshman (SFC)	-	-	-	-	-	-	-	-	-	-	-	-	-	-	-	-	-	-
CAREER	TOTAL	.294	93	-	279	55	85	19	1	14	.478	48	5	57	3	.377	5	2	5

Sun Belt Conference Academic Honor Roll 2021-2022

REDSHIRT JUNIOR (2024): Did not see action.

REDSHIRT SOPHOMORE (2023): Moved into the starting role for the majority of the year, appearing in 46 games and starting 31 in the outfield ... Finished the year with a .239 batting average, knocking 22 hits and one extra base hit, a double ... Brought home 8 runners while scoring 25 runs of his own ... Stole three of the four bases he attempted to steal this season.

REDSHIRT FRESHMAN (2022): Saw action in 27 games as a defensive sub or pinch-runner ... Made his first career start against Coastal Carolina on 4/30 ... Recorded his first career hit against Arkansas State on 3/26, also driving home his first batter in the same game ... Ended the season with eight runs, three hits, and two RBI ... Also had seven putouts from left field.

FRESHMAN (2021): Redshirt.

PREP: Attended Pace High School in Pace, Florida playing under head coach Jason McBride... Was apart of the Santa Rosa All-Area team... PNJ Player of the Week... Batted .510 his senior year through 12 games...

PERSONAL: Born Jeffery Coy Peacher on September 5, 2001 in Pensacola, Florida... Son of Jeff Peacher and Holly Hughes... Has three sisters Chandler, Lindsey and Kelsey...

SENIOR (2024): Wraps up his first season at Georgia Southern with a .276 batting average, appearing in 20 total games with five starts ... Primarily used as a pinch hitter this year ... Compiled a total of eight hits, one of which was a grand slam against Kennesaw State on 3/12 ... Finished the season with six RBI.

SANTA FE COLLEGE (2020-23): Was an everyday starter for the Saints in his final season in 2023 ... Had a team-high 67 RBI (Ranked third in the FCSAA) and batted .314 with 11 doubles, a triple, and 12 home runs, a team-high ... Held a 1.030 OPS with a .436 OB% and .594 slugging ... Earned All Mid-Florida Conference First Team honors and was named All-FCSAA/NJCAA Region 8 Second Team ... In 2022, played in 28 games mostly as a designated hitter ... Knocked 22 hits, including seven doubles and a HR ... Scored nine runs with 17 RBI and tallied three stolen bases ... Named to the Mid-Florida Conference All-Academic Team.

PREP: Three-year letterwinner at Christopher Columbus High School in Miami, Fla., under head coach Joe Webber ... Named Second Team All-State and First Team All-District in 2019 ... Finished his senior season with a .417 batting average.

PERSONAL: Born John Patrick Herrholz on December 10, 2001, in Miami, Fla. ... Son of Maura and John Herrholz ... Has three siblings, sisters Kailey and Maura Ann, and brother Brendan.



LANDRY MEAD

INF/RHP | 6-0 | 195 | R/R | SENIOR
VIDALIA, GA. | VIDALIA HS

SEASON STATISTICS

1.000	1	2	1	-	-	-	-	1.50
AVG	HITS	RUNS	2B	3B	HR	SO	BB	SLG

CAREER STATS

	Year	AVG	GP	GS	AB	R	H	2B	3B	HR	RBI	SLG	BB	HBP	SO	GDP	OB%	SF	SH	SB
2023	Sophomore (EGSC)	.388	47	-	160	42	62	12	1	2	33	.512	8	15	26	2	.457	3	1	5
2022	Freshman (EGSC)	.428	54	-	159	44	29	16	3	4	25	.642	10	15	14	5	.513	3	0	8
CAREER	TOTAL	.408	101	-	319	86	91	28	4	6	58	.577	18	30	40	7	.485	6	1	13

JUNIOR (2024): Made three appearances in the 2024 campaign ... Compiled one strikeout in 0.2 innings.

EAST GEORGIA STATE (2022-23): Two way player for EGSC in his two seasons in Swainsboro ... Played in 47 total games with 62 hits, 42 runs, 12 doubles, a triple, two home runs, 33 RBI and five stolen bases ... On the mound, appeared in 12 games, starting seven, with a 3-5 record and four complete games ... Sat down 52 opposing batters and had a 9.24 K/9 ratio ... Finished his final season with the Bobcats with a .388 batting average ... Holds career hit record at EGSC at 130 career hits ... Named First Team All-Conference Infielder in 2022 and 2023 ... Earned NJCAA Gold Glove honors in 2023.

PREP: Four-year letterwinner at Vidalia High School under head coach Brent Korn ... Named Region Player of the Year in 2021 ... Earned First Team All-Region in 2019 and earned All-Region Honorable Mention in 2018 ... Was part of the Beta Club and earned Academic Honor Roll honors.

PERSONAL: Born Matthew Landry Mead on October 30, 2002 in Dublin Ga. ... Hometown in Vidalia, Ga. ... Son of Heather and Matt Mead ... Has two siblings, Matlin and Myra Lige Mead.



SAMMY LEIS

C | 6-2 | 190 | R/R | REDSHIRT SOPHOMORE
CUMMING, GA. | DENMARK HS

SEASON STATISTICS

.111	1	2			1	1		.444
AVG	HITS	RUNS	2B	3B	HR	SO	BB	SLG

CAREER STATS

	Year	AVG	GP	GS	AB	R	H	2B	3B	HR	RBI	SLG	BB	HBP	SO	GDP	OB%	SF	SH	SB
2024	R-Freshman (AL)			-																
2023	Freshman (AL)			-																
CAREER	TOTAL																			

ALABAMA (2023-2024): Played for the Crimson Tide for two seasons, redshirting after his first season ...

PREP: Four-year letter winner at Denmark High School under coach Jamie Corr... Was rated as the no. 3 catcher and the no. 34 prospect in Georgia... Was named to the 7A All-State First Team in 2022... Hit .375 with six home runs, 25 RBIs, and seven stolen bases his senior season... Was named to the All-region 6-7A First team in 2021... Also played for team Elite under coach Jamie Crane.

PERSONAL: Born Sammy Leis on August 5th, 2003 in Dayton, Oh. ... Is the son of Karen and Eric Leis ... Has one brother, Jake.



SEAN WHITE

C | 6-1 | 200 | R/R | REDSHIRT JUNIOR
PEACHTREE CITY, GA. | STARR'S MILL HS

SEASON STATISTICS

.285	43	24	5	5	32	16	.417
AVG	HITS	RUNS	2B	3B	HR	SO	SLG

Sun Belt Conference Academic Commissioner's List 2022-2023
Sun Belt Conference Academic Commissioner's List 2021-2022

REDSHIRT SOPHOMORE (2024): Returned to the starting lineup after missing 2023 with injury ... Played in 51 games this season, starting 49, primarily at catcher but played some designated hitter ... Hit at a .274 clip with 49 hits, eight doubles, a triple, and nine home runs ... Scored 35 runs and drove in 35 runs ... First homer of his career came on 4/2 against College of Charleston ... Registered 326 putouts and 32 assists this season.

SOPHOMORE (2023): Sidelined with injury before the season started ... Medical redshirt.

FRESHMAN (2022): Saw action in 16 games for the Eagles this season, starting seven ... Tallied five hits, two runs, and three RBI in his freshman season ... Also earned 50 putouts and had two assists on the year.

PREP: Attended Starrs Mill High School in Fayetteville, Georgia, playing under head coach Brent Moseley... Graduated in 2021 as the 5A State Champion... 2021 5A Georgia State Player of the Year... 2021 First Team All-State by AJC... 2019-21 First Team All-Region and County... Posted a batting average around .400 and set the single season doubles record with 17... Played for the Homeplate Chili Dogs and coach Walker Searcy...

PERSONAL: Born Sean Anthony White on November 5, 2002, in Kalamazoo, Michigan... Son of Jeff and Jane White... Has three brothers Seth, Spencer and Sullivan... Cousin Caleb Kellogg played for the Cajuns in 2021 and played pro ball for the Orioles...

CAREER STATS

Year	AVG	GP	GS	AB	R	H	2B	3B	HR	RBI	SLG	BB	HBP	SO	GDP	OB%	SF	SH	SB
2024 R-Sophomore	.274	51	49	179	35	49	8	1	9	35	.480	20	5	34	7	.359	2	7	2
2023 Sophomore	.000	4	-	1	0	0	0	0	0	0	.000	0	1	0	-	.500	0	0	0
2022 Freshman	.172	16	7	29	2	5	0	0	0	3	.172	1	2	8	1	.250	0	0	0
CAREER TOTAL	.223	71	56	209	37	54	8	1	9	38	.326	21	8	42	8	.370	2	7	2



JACK MYERS

SS | 6-0 | 166 | R/R | FRESHMAN
MARIETTA, GA. | POPE HS

SEASON STATISTICS

.259	7	4	2	8	5	.333
AVG	HITS	RUNS	2B	3B	HR	SLG

PREP: Three-year letter winner at Pope High School under coach Chris Turco ... Rated as the no. 14 shortstop and no. 71 overall recruit in Georgia ... Was an honorable mention All-region selection, preseason All-State first team, first team All-region infield and All-County, and All-State second team ... Won a region and state championship at Pope HS ... Only played 13 games his senior season due to injury, but amassed 11 runs, 13 hits, two home runs, 15 RBIs, .351 average, and a .703 slugging percentage.

PERSONAL: Born Jack Max Myers on April 5th, 2005 in Marietta, Ga. ... Is the son of Stephanie and Jason Myers ... Father, Jason, is a Georgia Southern graduate.

CAREER STATS

Year	AVG	GP	GS	AB	R	H	2B	3B	HR	RBI	SLG	BB	HBP	SO	GDP	OB%	SF	SH	SB
------	-----	----	----	----	---	---	----	----	----	-----	-----	----	-----	----	-----	-----	----	----	----



HEAD COACH

NEWS, NOTES, AND ACCOLADES

2000 SoCon Coach of the Year

2001 SoCon Coach of the Year

THE HENNON FILE

Georgia Southern head coach Rodney Hennon finished his 25th season in the Blue and White in 2024, which saw him with both his 800th game at Georgia Southern and his 900th game in his head coaching career. Hennon also passed legendary Eagles skipper Jack Stallings for the longest tenured baseball coach in school history with 25 seasons under his belt.

Rodney Hennon completed his 23rd season at Georgia Southern in 2022, where he led the Eagles to its first NCAA Regional since the 2014 season. The Eagles were labelled as the #16 National Seed and hosted the Statesboro Regional for the first time in program history. Coach Hennon also saw Georgia Southern earn its first 40+ win season in eight years, finishing with a 41-20 record. GS made its fifth SBC Championship game in six years, and won its most conference games since 2000, going 23-7 in a Sun Belt Conference that sent four teams to the postseason.

During the Coach Hennon Era, Georgia Southern has posted 30 or more wins in 21 of the 23 seasons and four 40-win seasons.

Hennon has guided the Eagles to seven NCAA Regionals including the 2014 Tallahassee Regional, where GS defeated #5 national seed Florida State 7-0. He has led the Eagles to 11 regular season or tournament conference titles including Southern Conference Tournament Titles in 2009, 2011 and 2014. The Eagles won their first Sun Belt Championship in 2019 by taking the East Division Crown after an 18-12 finish in league play.

Twice named Southern Conference Coach of the Year, Hennon came to Georgia Southern after two seasons (1998-99) as head coach of his alma mater Western Carolina. After accepting an offer to guide the Western Carolina program in July 1997, Hennon quickly added his own distinctive chapters to one of the winningest programs in the Southern Conference. During his inaugural campaign as head coach in 1998, Hennon led the Catamounts to a 45-15 overall record and a 20-6 SoCon mark, tying the WCU mark for most victories in a single year and ranking sixth among all NCAA Division I members in winning percentage. His players claimed both the Southern Conference's Pitcher and Player of the Year awards while seven signed professional contracts at the conclusion of the season.

Prior to taking over the WCU head coaching duties, Hennon served as a full-time assistant coach for his alma mater for three seasons. As an assistant coach, Hennon helped lead the Cats to a 42-20 record, a Southern Conference title, and NCAA Tournament appearance in 1997 as a member of the late Keith LeClair's staff. He joined the WCU baseball staff in 1994 as a part-time assistant after earning numerous on-field and classroom honors during his playing career from 1990 to 1993.

A Second Team All-SoCon choice in 1992, Hennon batted .367 to lead the SoCon in hits and runs scored, while sparking the Catamounts to the league regular season and tournament championship. Despite his all-tournament performance (eight hits and five RBI), WCU fell one game short of reaching the College World Series after falling to Florida State in NCAA South II Regional Championship play. A year later as a senior, Hennon earned First Team All-SoCon honors, again leading the league in hits and runs scored and helping the Catamounts to the NCAA South Regional in Baton Rouge, Louisiana. When he left WCU, he ranked first among the school's season leaders in games started and at-bats, while standing tied for 19th in runs scored and 23rd for hits.

Hennon earned his bachelor's degree in Economics from Western Carolina in 1993. In the classroom, he was a two-time GTE-CoSIDA Academic All-America choice as he posted a 3.55 grade point average during his four years of undergraduate work in WCU's College of Business. Hennon was also named to the Southern Conference Academic Honor Roll in each of his four years while competing as a student-athlete.

RODNEY HENNON

961-652-1 ALL-TIME RECORD

EAGLES HEAD COACH - 2000 - PRESENT

881-613 GS RECORD

WCU HEAD COACH - 1998-1999

81-38-1 WCU RECORD


BORN: Nov. 11, 1969 (54) | Dalton, Ga.

COLLEGE: Western Carolina | INF | Econ Degree, '93

FAMILY: Wife, Kim; Sons, Walker & Carter; Daughter, Keeli

Year	School	OVR	CONF	Finish	Postseason
2025	GS	25-23	11-13		
2024	GS	33-25	17-13	T-4th	--
2023	GS	27-29	16-14	9th	--
2022	GS	41-20	23-7	2nd	Statesboro Reg.
2021	GS	34-23	14-10	2nd-E	--
2020	GS	11-5	0-0	DNF	COVID-19
2019	GS	35-24	18-12	1st-E	--
2018	GS	30-26	18-11	T-3rd E	--
2017	GS	38-21	18-12	3rd E	--
2016	GS	36-24	16-14	T-5th	--
2015	GS	30-27	18-12	4th	--
2014	GS	40-23	15-12	T-3rd	Tallahassee Reg.
2013	GS	27-32	13-17	7th	--
2012	GS	33-27	15-15	6th	--
2011	GS	36-26	18-12	T-3rd	Columbia Reg.
2010	GS	34-24	19-11	3rd	--
2009	GS	42-17	20-8	2nd	Fullerton Reg.
2008	GS	33-25	16-11	4th	--
2007	GS	34-28	13-14	6th	--
2006	GS	31-27	16-11	T-3rd	--
2005	GS	38-22	18-11	2nd	--
2004	GS	34-25	21-9	T-2nd	--
2003	GS	39-21	19-10	2nd	--
2002	GS	39-25	18-11	4th	Clemson Reg.
2001	GS	42-20	21-9	1st	Athens Reg.
2000	GS	38-23	23-7	T-1st	Athens Reg.
1999	WCU	36-23	18-10	3rd	--
1998	WCU	45-15	20-6	3rd	--

COACHING STAFF




A.J. BATTISTO
Asst. Coach/Pitching
Georgia Southern, 2007



CODY WOFFORD
Asst. Coach/Hitting
Western Kentucky, 2016



JOSH MINJAREZ
Assistant Coach
UT-Arlington, 2021



TYLER OWENS
Dir./BSB Ops, Player Dev.
Georgia Southern, 2021



SAM BLANCATO
Graduate Assistant
Georgia Southern 2024











TY FISHER
Graduate Assistant
Georgia Southern, 2024



JUSTIN ROBERTS
Graduate Assistant
GATAlytics

Hennon coaches 3B, Minjarez coaches 1B | Battisto makes mound visits, Hennon makes pitching changes

 JUJU STEVENS OF R-JR R/R 6'0 190 Durham, N.C.	 RHETT HAMMTREEE INF SR R/R 6'1 185 Dalton, Ga.	 CAM FOSTER MIF SR R/R 6'4 230 Douglasville, Ga.	 LUKE ODDEN INF SR S/R 6'0 175 Scottsdale, Ariz.	 CADE PARKER INF R-SR R/R 6'0 185 Panama City Beach, Fla.	 DANIEL HAAB C/OF SR R/R 6'0 185 Norcross, Ga.	 JOSH TATE INF/OF JR L/R 5'11 178 Peachtree City, Ga.	 BYRON TRAMMELL OF/1B SR L/R 6'4 215 Knoxville, Ten.
--	---	--	--	---	---	---	--

 JD KAISER C SR L/R 6'1 225 Statesboro, Ga.	 JOEY WHITE RHP SR R/R 5'10 175 Pembroke, Ga.	 SEAN SMITH INF SR R/R 6'1 205 Moss Point, Miss.	 DAVIS SMITH RHP GR R/R 6'6 210 Social Circle, Ga.	 JONATHAN JAMIE OF/INF SO L/L 6'2 210 Snellville, Ga.	 JETT LOVETT CF SR L/R 5'10 180 Newnan, Ga.	 JEVARRA MARTIN LHP SO L/L 6'6 235 Atlanta, Ga.	 NICO SESESE MIF R-SO R/R 6'3 185 Senoia, Ga.
---	---	--	--	---	--	---	---

 J.C. PEACHER OF R-SR L/L 6'1 170 Pace, Fla.	 JP HERRHOLZ INF SR L/R 6'2 215 Miami, Fla.	 LANDRY MEAD RHP/INF JR R/R 6'0 195 Vidalia, Ga.	 SAMMY LEIS C R-SO R/R 6'2 190 Cumming, Ga.	 CARSON BRYANT RHP R-SO R/R 6'1 210 Perry, Ga.	 EVAN VANDENBOSCH LHP JR L/L 6'4 190 Fort Mill, S.C.	 KADE GRUNDY RHP SR R/R 6'1 218 Somerset, Ky.	 SEAN WHITE C R-JR R/R 6'1 200 Peachtree City, Ga.
---	--	---	--	---	--	--	---

 THOMAS BURKE LHP FR L/L 6'6 201 Monroe, Ga.	 WILL ROBBINS LHP R-JR L/L 6'0 192 Cumming, Ga.	 CARTER DEGONDEA LHP JR L/L 6'2 200 Raymore, Mo.	 SAWYER OSBORNE RHP SR R/R 6'1 185 Oakboro, N.C.	 JACOB PHILLIPS LHP SR L/L 6'0 180 Ocala, Fla.	 JACK MYERS SS FR R/R 6'0 166 Marietta, Ga.	 DAEGAN STRICKLAND C R-FR R/R 5'11 195 Pooler, Ga.	 BRADY OWENS LHP JR L/L 6'0 190 Acworth, Ga.
--	---	--	--	--	--	--	--

 CANON HOPPER LHP FR L/L 6'4 195 Indialantic, Fla.	 ALEX MASON RHP FR R/R 6'4 210 Hazlehurst, Ga.	 GARRETT MACKOWIAK LHP SO L/L 5'9 170 Wesley Chapel, Fla.	 DAWSON COE LHP JR L/L 6'1 200 Covington, Ga.	 JAX LEWIS RHP R-FR R/R 6'1 160 Belville, Ga.	 JACK YOUNG RHP FR R/R 6'0 205 Lawrenceville, Ga.	 GAVEN SMITH LHP FR L/L 6'4 170 Leesburg, Ga.	 JAYDEN WHITE RHP FR R/R 5'11 202 Pembroke, Ga.	 BRADY PENDLEY RHP JR R/R 6'1 167 Dalton, Ga.
---	--	---	---	---	--	---	---	---

Player	avg	gp-gs	ab	r	h	2b	3b	hr	rbi	tb	slg%	bb	hp	so	gdp	ob%	sf	sh	sb-att	po	a	e	fld%
12 Sean Smith	.369	42-42	149	31	55	8	2	9	33	94	.631	27	7	37	0	.476	4	0	5-6	30	0	1	.968
7 Josh Tate	.362	48-48	199	49	72	16	3	11	39	127	.638	24	6	27	0	.443	1	1	5-8	147	0	1	.993
6 Daniel Haab	.314	48-45	175	30	55	9	5	7	27	95	.543	17	4	24	3	.386	1	3	5-9	129	10	2	.986
29 Sean White	.285	43-43	151	24	43	5	0	5	32	63	.417	16	6	32	9	.369	3	8	0-0	311	18	5	.985
22 JP Herrholz	.258	44-39	128	25	33	5	1	5	26	55	.430	35	3	21	0	.420	3	0	0-1	267	10	5	.982
4 Luke Odden	.237	48-48	139	25	33	5	1	1	28	43	.309	25	8	23	3	.375	4	9	3-3	84	118	4	.981
5 Cade Parker	.228	48-47	167	36	38	7	0	9	32	72	.431	20	3	66	2	.316	3	2	7-9	70	113	7	.963
19 Nico Senese	.204	48-48	186	25	38	9	0	3	25	56	.301	21	4	25	4	.296	2	6	0-1	42	69	2	.982

23 Landry Mead	1.000	3-0	2	1	2	1	0	0	1	3	1.500	0	0	0	0	1.000	0	0	0-0	2	1	0	1.000
16 Jonathan Jaime	.284	25-20	74	13	21	3	0	1	12	27	.365	10	0	7	1	.369	0	0	1-1	12	0	1	.923
35 Jack Myers	.259	16-6	27	4	7	2	0	0	3	9	.333	5	1	8	1	.382	1	0	0-0	0	3	2	.600
21 J.C. Peacher	.241	36-11	54	17	13	2	1	0	7	17	.315	9	0	10	0	.349	0	2	1-1	32	0	3	.914
9 JD Kaiser	.218	23-14	55	6	12	3	1	2	8	23	.418	6	5	23	1	.348	0	0	0-0	49	4	0	1.000
8 Bryson Trammell	.188	11-5	16	3	3	0	0	0	2	3	.188	6	1	3	0	.435	0	0	0-0	8	1	1	.900
0 Juju Stevens	.111	10-4	18	3	2	1	0	0	0	3	.167	0	0	5	1	.111	0	0	0-0	0	0	0	.000
25 Sammy Leis	.111	5-3	9	2	1	0	0	1	2	4	.444	0	1	1	1	.200	0	0	0-0	25	1	1	.963
3 Cam Foster	.063	7-4	16	2	1	0	0	0	4	1	.063	2	1	8	0	.200	1	0	0-0	0	0	0	.000
17 Jett Lovett	.053	18-5	19	5	1	0	0	0	1	1	.053	5	1	11	0	.280	0	1	3-4	14	0	0	1.000
Totals	.271	48	1584	301	430	76	14	54	282	696	.439	228	51	331	26	.376	23	32	30-43	1237	398	47	.972
Opponents	.272	48	1594	298	433	81	11	41	276	659	.413	204	73	366	26	.376	15	25	85-98	1225	419	52	.969

LOB - Team (393), Opp (377). DPs turned - Team (31), Opp (31). CI - Team (1), Haab 1, Opp (1). IBB - Team (2), Tate 1, Smith,S 1, Opp (3). Picked off - Smith,S 1, Parker 1.

(All games Sorted by Earned run avg)

Player	era	w-l	app	gs	cg	sho	sv	ip	h	r	er	bb	so	2b	3b	hr	b/avg	wp	hp	bk	sfa	sha
99 Brady Pendley	3.23	3-2	13	3	0	0/2	1	53.0	51	21	19	21	48	8	2	3	.259	3	8	0	2	4
28 Kade Grundy	4.75	6-5	12	12	1	0/2	0	60.2	65	36	32	18	50	15	1	4	.272	2	3	0	2	6

33 Sawyer Osborne	0.00	1-0	1	0	0	0/0	0	0.2	1	0	0	0	1	0	0	0	.333	0	0	0	0	0
32 Carter DeGondea	3.56	4-0	14	1	0	0/0	0	43.0	40	22	17	17	36	10	0	3	.248	2	7	0	0	1
11 Joey White	4.35	0-1	10	5	0	0/0	0	20.2	18	12	10	9	20	2	0	0	.240	2	9	1	1	3
23 Landry Mead	4.50	0-0	4	0	0	0/0	0	8.0	8	5	4	1	6	2	0	1	.242	1	1	0	1	0
34 Jacob Phillips	5.17	5-2	14	2	0	0/1	1	47.0	43	29	27	19	43	8	3	4	.249	1	11	0	4	1
27 Evan Vandenbosch	6.75	0-2	10	6	0	0/0	0	21.1	22	18	16	13	17	3	0	1	.265	5	3	0	1	3
30 Thomas Burke	6.85	0-1	10	8	0	0/0	0	23.2	24	18	18	24	24	3	1	3	.261	3	5	0	1	1
26 Carson Bryant	7.04	2-1	10	3	0	0/0	0	23.0	28	19	18	11	24	5	0	5	.292	10	5	0	0	1
46 Jax Lewis	7.56	2-4	16	5	0	0/0	1	41.2	55	35	35	18	28	9	2	5	.327	1	4	0	1	2
14 Davis Smith	7.94	0-1	15	0	0	0/0	4	28.1	24	28	25	22	27	3	1	4	.229	5	5	0	1	2
31 Will Robbins	8.41	2-1	17	0	0	0/1	3	20.1	24	22	19	9	25	6	0	2	.293	2	5	0	1	1
40 Alex Mason	9.00	0-0	2	0	0	0/0	0	1.0	3	1	1	2	3	1	0	0	.500	0	0	0	0	0
41 Garrett Mackowiak	10.80	0-0	4	0	0	0/1	0	1.2	2	2	2	2	2	0	0	2	.286	0	0	1	0	0
18 Jevarra Martin	11.57	0-2	7	3	0	0/0	0	11.2	12	15	15	8	6	3	0	3	.279	1	7	0	0	0
38 Brady Owens	15.43	0-0	5	0	0	0/0	0	2.1	6	5	4	6	2	1	1	1	.500	1	0	0	0	0
2 Rhett Hammontree	18.69	0-1	5	0	0	0/1	0	4.1	7	10	9	4	4	2	0	0	.368	0	0	0	0	0
Totals	5.92	25-23	48	48	1	3/3	10	412.1	433	298	271	204	366	81	11	41	.272	39	73	2	15	25
Opponents	5.77	23-25	48	48	1	0/0	11	408.1	430	301	262	228	331	76	14	54	.271	36	51	4	23	32

PB - Team (8), Haab 4, S. White 4, Opp (8). Pickoffs - Team (12), Phillips 4, DeGondea 2, Owens 1, Hammontree 1, Lewis 1, S. White 1, Burke 1, Martin 1, Opp (2). SBA/ATT - S. White (59-67), Haab (15-16), Pendley (12-15), Burke (12-13), Phillips (10-10), Lewis (8-9), DeGondea (7-9), Grundy (7-8), Leis (7-7), Jo. White (6-7), D. Smith (4-6), Owens (4-5), Robbins (5-5), Bryant (3-3), Kaiser (2-2), Martin (1-2), Hammontree (2-2), Mead (2-2), Vandenbosch (2-2).

Player	c	po	a	e	fld%	dp	sba	csb	sba%	pb	ci
9 JD Kaiser	53	49	4	0	1.000	7	2	0	1.000	0	0
17 Jett Lovett	14	14	0	0	1.000	0	0	0	---	0	0
99 Brady Pendley	10	4	6	0	1.000	0	12	3	.800	0	0
46 Jax Lewis	4	0	4	0	1.000	0	8	1	.889	0	0
23 Landry Mead	3	2	1	0	1.000	1	2	0	1.000	0	0
30 Thomas Burke	3	0	3	0	1.000	0	12	1	.923	0	0
26 Carson Bryant	3	3	0	0	1.000	0	3	0	1.000	0	0
38 Brady Owens	2	0	2	0	1.000	0	4	1	.800	0	0
18 Jevarra Martin	2	0	2	0	1.000	0	1	1	.500	0	0
7 Josh Tate	148	147	0	1	.993	0	0	0	---	0	0
6 Daniel Haab	141	129	10	2	.986	0	15	1	.938	4	1
29 Sean White	334	311	18	5	.985	2	59	8	.881	4	0
19 Nico Senese	113	42	69	2	.982	5	0	0	---	0	0
22 JP Herrholz	282	267	10	5	.982	19	0	0	---	0	0
4 Luke Odden	206	84	118	4	.981	23	0	0	---	0	0
12 Sean Smith	31	30	0	1	.968	0	0	0	---	0	0
5 Cade Parker	190	70	113	7	.963	26	0	0	---	0	0
25 Sammy Leis	27	25	1	1	.963	0	7	0	1.000	0	0
16 Jonathan Jaime	13	12	0	1	.923	0	0	0	---	0	0
21 J.C. Peacher	35	32	0	3	.914	0	0	0	---	0	0
8 Bryson Trammell	10	8	1	1	.900	0	0	0	---	0	0
34 Jacob Phillips	8	2	5	1	.875	0	10	0	1.000	0	0
32 Carter DeGondea	8	0	7	1	.875	1	7	2	.778	0	0
14 Davis Smith	7	2	4	1	.857	0	4	2	.667	0	0
28 Kade Grundy	13	3	8	2	.846	0	7	1	.875	0	0
11 Joey White	7	0	5	2	.714	0	6	1	.857	0	0
35 Jack Myers	5	0	3	2	.600	1	0	0	---	0	0
27 Evan Vandenbosch	6	1	2	3	.500	0	2	0	1.000	0	0
2 Rhett Hammontree	2	0	1	1	.500	0	2	0	1.000	0	0
31 Will Robbins	2	0	1	1	.500	0	5	0	1.000	0	0
33 Sawyer Osborne	0	0	0	0	.000	0	0	0	---	0	0
3 Cam Foster	0	0	0	0	.000	0	0	0	---	0	0
40 Alex Mason	0	0	0	0	.000	0	0	0	---	0	0
41 Garrett Mackowiak	0	0	0	0	.000	0	0	0	---	0	0
0 Juju Stevens	0	0	0	0	.000	0	0	0	---	0	0
Totals	1682	1237	398	47	.972	31	85	13	.867	8	1
Opponents	1696	1225	419	52	.969	31	30	13	.698	8	1

Hitting minimums - 1 Games 2.0 AB/Game

Pitching minimums - 1 Games 1.0 IP/Game

2025 Georgia Southern Baseball

Team Game-by-Game for Georgia Southern (as of May 05, 2025)

Batting (All games)

Date	Opponent	ab	r	h	rbi	2b	3b	hr	tb	bb	ibb	sb	cs	hbp	sac	sf	gdp	k	po	a	e	lob	avg
Feb 14	WESTERN CAROLINA	34	10	10	10	4	0	1	17	5	0	0	0	2	0	0	0	5	27	9	0	7	.294
Feb 15	WESTERN CAROLINA	25	5	5	5	0	0	3	14	5	0	1	0	1	0	0	2	4	27	14	0	2	.254
Feb 16	WESTERN CAROLINA	29	11	6	9	4	0	1	13	10	0	2	0	2	0	2	0	14	27	14	0	8	.239
Feb 18	GEORGIA TECH	32	3	7	3	2	0	1	12	1	0	0	0	0	1	1	0	12	27	10	1	5	.233
Feb 21	SOUTH FLORIDA	35	1	8	0	1	0	0	9	3	0	1	0	1	0	0	0	9	27	9	0	11	.232
Feb 22	SOUTH FLORIDA	31	5	6	5	1	1	1	12	3	0	0	0	1	0	2	0	6	27	11	2	5	.226
Feb 23	SOUTH FLORIDA	40	9	13	9	0	0	2	19	5	0	0	2	3	4	1	0	6	33	12	0	12	.243
Feb 25	CHARLESTON	33	3	7	2	0	0	1	10	2	0	1	0	0	1	0	1	7	27	10	3	6	.239
Feb 28	at Campbell	35	6	8	6	2	0	2	16	4	0	0	0	2	1	1	2	11	30	5	1	7	.238
Mar 01	at Campbell	37	9	10	9	1	0	0	11	13	0	0	0	0	0	0	0	12	24	7	3	14	.242
Mar 02	at Campbell	39	14	16	14	2	4	1	29	7	0	1	0	1	3	1	1	5	27	8	2	11	.259
Mar 04	CHARLESTON SOUTH	36	4	9	4	2	0	1	14	3	1	2	0	0	1	0	1	10	30	10	1	9	.259
Mar 05	at Jacksonville	40	11	14	9	3	1	2	25	8	0	0	0	1	1	0	0	7	24	8	0	12	.267
Mar 07	BROWN	31	11	13	11	4	1	1	22	6	0	3	0	2	0	1	0	4	21	7	0	11	.277
Mar 08	BROWN	36	9	11	8	2	0	3	22	3	0	3	0	2	0	0	0	4	27	5	0	8	.279
Mar 08	BROWN	27	5	5	3	1	0	0	6	10	0	0	0	3	1	1	1	3	27	11	1	12	.274
*03/14/25	at Coastal Carolina	30	1	4	1	0	0	1	7	2	0	0	1	0	0	0	1	10	24	7	0	4	.267
*03/15/25	at Coastal Carolina	32	2	5	2	1	0	1	9	3	0	0	0	0	0	1	0	13	24	11	1	7	.261
*03/15/25	at Coastal Carolina	27	1	6	1	0	0	1	9	1	0	0	0	1	0	0	0	8	18	6	1	7	.259
Mar 18	KENNESAW STATE	30	5	6	4	1	0	1	10	2	0	1	0	2	1	0	0	12	27	8	0	6	.256
*Mar 21	APPALACHIAN STATE	28	9	10	9	0	3	0	16	4	0	2	2	1	1	2	0	4	27	10	2	3	.261
*Mar 22	APPALACHIAN STATE	37	14	14	13	1	0	5	30	5	0	0	0	2	2	1	0	7	27	9	0	7	.267
*Mar 23	APPALACHIAN STATE	32	5	6	5	1	0	0	7	3	0	2	1	2	0	0	1	4	27	6	0	8	.263
Mar 26	NORTH FLORIDA	35	11	15	10	1	1	1	21	9	0	1	0	2	1	0	0	5	21	8	0	16	.271
*Mar 28	at GEORGIA STATE	36	20	18	18	8	1	2	34	8	0	2	0	0	2	2	0	6	21	3	0	7	.281
*Mar 29	at GEORGIA STATE	32	1	6	1	3	0	0	9	1	0	0	1	0	0	0	0	5	24	8	0	5	.277
*Mar 29	at GEORGIA STATE	30	7	7	7	3	1	1	15	7	0	0	1	1	1	1	2	6	27	10	1	6	.276
Apr 01	vs Clemson	36	8	11	8	2	0	0	13	6	0	0	0	4	0	1	2	10	27	10	4	12	.277
*Apr 04	at South Alabama	34	6	7	6	1	0	1	11	3	0	0	0	1	0	0	1	6	24	6	1	5	.274
*Apr 05	at South Alabama	34	6	13	6	1	0	2	20	3	0	0	0	0	0	0	0	4	18	4	1	10	.278
*Apr 05	at South Alabama	36	9	13	9	2	0	2	21	6	0	1	0	2	2	1	1	6	27	7	3	11	.281
Apr 08	JACKSONVILLE	26	4	5	2	0	0	0	5	7	0	0	1	2	1	0	1	5	27	8	0	8	.279
Apr 09	at MERCER	39	8	14	8	2	0	2	22	4	0	2	0	0	0	0	0	8	27	10	0	8	.282
*Apr 11	OLD DOMINION	35	6	7	6	0	0	2	13	3	0	0	0	1	0	0	0	10	27	10	3	6	.279
*Apr 12	OLD DOMINION	31	5	8	5	0	0	0	8	5	0	0	0	1	1	0	1	9	27	7	4	9	.278
*Apr 13	OLD DOMINION	35	10	12	9	3	0	0	15	10	1	2	0	2	2	3	0	5	27	6	1	15	.280
Apr 15	MERCER	39	6	12	5	1	0	0	13	3	0	0	0	0	0	0	1	5	27	6	1	9	.281
*Apr 17	ARKANSAS STATE	31	4	6	3	0	0	1	9	3	0	0	0	0	1	0	1	2	27	9	0	4	.279
*Apr 18	ARKANSAS STATE	32	6	12	6	3	0	1	18	7	0	1	0	0	2	0	2	5	27	11	0	11	.281
*Apr 19	ARKANSAS STATE	32	7	8	7	0	0	4	20	5	0	0	0	1	0	1	1	6	27	12	1	8	.281
Apr 22	at Florida	29	1	8	1	2	0	0	10	5	0	0	0	0	0	0	0	7	19	4	2	12	.281
*Apr 25	at Louisiana	29	1	6	1	3	0	1	12	3	0	0	1	0	1	0	0	5	24	9	0	5	.279
*Apr 26	at Louisiana	35	3	8	3	2	0	0	10	5	0	0	0	0	0	0	0	10	24	5	0	10	.278
*Apr 27	at Louisiana	34	4	8	4	2	0	1	13	2	0	0	2	2	0	0	0	5	27	8	1	7	.277
Apr 30	at Charleston	30	3	4	3	2	0	2	12	4	0	1	0	0	0	0	1	7	24	5	1	4	.274
*May 02	JAMES MADISON	29	1	3	1	0	1	0	5	2	0	0	0	0	0	0	0	7	27	5	3	3	.271
*May 03	JAMES MADISON	32	5	8	5	1	0	2	15	6	0	1	0	1	0	0	1	6	27	11	0	10	.270
*May 04	JAMES MADISON	37	6	12	6	1	0	0	13	3	0	0	1	2	1	0	1	4	27	9	2	10	.271
Totals		1584	301	430	282	76	14	54	696	228	2	30	13	51	32	23	26	331	1237	398	47	393	.271

Score by innings	1	2	3	4	5	6	7	8	9	EX	Total
Georgia Southern	23	37	45	24	40	41	44	26	16	5	301
Opponents	33	37	24	56	34	31	18	39	24	2	298

Record when ...

Overall	25-23	After 6 leading	21-1
Conference	11-13 trailing	2-20
Non-Conference	14-10 tied	2-2
Home games	18-10	After 7 leading	20-2
Away games	7-12 trailing	1-17
Neutral site	0-1 tied	1-1
Day games	14-11	After 8 leading	18-0
Night games	11-12 trailing	1-19
vs Left starter	5-9 tied	3-1
vs Right starter	20-14		
1-Run games	9-4	Hit 0 home runs	5-10
2-Run games	1-4	... 1 home run	10-9
5+Run games	11-11	... 2+ home runs	10-4
Extra innings	3-0		
Shutouts	3-0	Opponent 0 home runs	18-8
	 1 home run	4-9
	 2+ HRs	3-6
Scoring 0-2 runs	0-8		
..... 3-5 runs	9-6		
..... 6-9 runs	9-7	Made 0 errors	15-7
..... 10+ runs	7-2 1 error	6-8
	 2+ errors	4-8
Opponent 0-2 runs	9-1		
..... 3-5 runs	13-3	Opp. made 0 errors	5-12
..... 6-9 runs	1-9 1 error	11-4
..... 10+ runs	2-10 2+ errors	9-7
Scored in 1st inning	10-4	Out-hit opponent	17-5
Opp. scored in 1st	5-12	Out-hit by opponent	6-17
Scores first	17-5	Hits are tied	2-1
Opp. scores first	8-18		

Record when team scores:

Runs	0	1	2	3	4	5	6	7	8	9	10+
W-L	0-0	0-7	0-1	0-4	3-1	6-1	2-5	2-0	1-1	4-1	7-2

Record when opponent scores:

Runs	0	1	2	3	4	5	6	7	8	9	10+
W-L	3-0	5-0	1-1	6-0	5-1	2-2	0-2	0-5	1-1	0-1	2-10

Record when leading after:

Inn.	1	2	3	4	5	6	7	8
W-L	8-4	14-5	17-5	19-3	21-1	21-1	20-2	18-0

Record when trailing after:

Inn.	1	2	3	4	5	6	7	8
W-L	5-12	8-13	7-12	6-19	3-20	2-20	1-17	1-19

Record when tied after:

Inn.	1	2	3	4	5	6	7	8
W-L	12-7	3-5	1-6	0-1	1-2	2-2	1-1	3-1

Current losing streak: 1
Longest winning streak: 6
Longest losing streak: 3

Home attendance : 60001 (28 dates avg = 2142)
Away attendance : 38164 (19 dates avg = 2008)
Total attendance: 98165 (47 dates avg = 2088)

Hitting minimums - 1 Games 2.0 AB/Game
Pitching minimums - 1 Games 1.0 IP/Game

Batting avg		Slugging pct		On base pct	
1. 12 Sean Smith	.369	1. 7 Josh Tate	.638	1. 12 Sean Smith	.476
2. 7 Josh Tate	.362	2. 12 Sean Smith	.631	2. 7 Josh Tate	.443
3. 6 Daniel Haab	.314	3. 6 Daniel Haab	.543	3. 22 JP Herrholz	.420
4. 29 Sean White	.285	4. 5 Cade Parker	.431	4. 6 Daniel Haab	.386
5. 22 JP Herrholz	.258	5. 22 JP Herrholz	.430	5. 4 Luke Odden	.375
Runs scored		Hits		Runs batted in	
1. 7 Josh Tate	49	1. 7 Josh Tate	72	1. 7 Josh Tate	39
2. 5 Cade Parker	36	2. 6 Daniel Haab	55	2. 12 Sean Smith	33
3. 12 Sean Smith	31	3. 12 Sean Smith	55	3. 29 Sean White	32
4. 6 Daniel Haab	30	4. 29 Sean White	43	5 Cade Parker	32
5. 3 tied at.....	25	5. 2 tied at.....	38	5. 4 Luke Odden	28
Doubles		Triples		Home runs	
1. 7 Josh Tate	16	1. 6 Daniel Haab	5	1. 7 Josh Tate	11
2. 6 Daniel Haab	9	2. 7 Josh Tate	3	2. 5 Cade Parker	9
19 Nico Senese	9	3. 12 Sean Smith	2	12 Sean Smith	9
4. 12 Sean Smith	8	4. 4 tied at...	1	4. 6 Daniel Haab	7
5. 5 Cade Parker	7			5. 2 tied at....	5
Total bases		Walks		Hit by pitch	
1. 7 Josh Tate	127	1. 22 JP Herrholz	35	1. 4 Luke Odden	8
2. 6 Daniel Haab	95	2. 12 Sean Smith	27	2. 12 Sean Smith	7
3. 12 Sean Smith	94	3. 4 Luke Odden	25	3. 7 Josh Tate	6
4. 5 Cade Parker	72	4. 7 Josh Tate	24	29 Sean White	6
5. 29 Sean White	63	5. 19 Nico Senese	21	5. 9 JD Kaiser	5
Sac bunts		Sac flies		Stolen bases	
1. 4 Luke Odden	9	1. 4 Luke Odden	4	1. 5 Cade Parker	7
2. 29 Sean White	8	12 Sean Smith	4	2. 12 Sean Smith	5
3. 19 Nico Senese	6	3. 29 Sean White	3	7 Josh Tate	5
4. 6 Daniel Haab	3	5 Cade Parker	3	6 Daniel Haab	5
5. 2 tied at.....	2	22 JP Herrholz	3	5. 2 tied at....	3
Caught stealing		Steal attempts		Stolen base pct	
1. 6 Daniel Haab	4	1. 6 Daniel Haab	9	1. 4 Luke Odden	1.000
2. 7 Josh Tate	3	5 Cade Parker	9	2. 12 Sean Smith	.833
3. 5 Cade Parker	2	3. 7 Josh Tate	8	3. 5 Cade Parker	.778
4. 4 tied at.....	1	4. 12 Sean Smith	6	4. 7 Josh Tate	.625
		5. 17 Jett Lovett	4	5. 6 Daniel Haab	.556
Strikeouts		Grounded into DP		Total plate appearances	
1. 5 Cade Parker	66	1. 29 Sean White	9	1. 7 Josh Tate	231
2. 12 Sean Smith	37	2. 19 Nico Senese	4	2. 19 Nico Senese	219
3. 29 Sean White	32	3. 6 Daniel Haab	3	3. 6 Daniel Haab	200
4. 7 Josh Tate	27	4 Luke Odden	3	4. 5 Cade Parker	195
5. 19 Nico Senese	25	5. 5 Cade Parker	2	5. 12 Sean Smith	187
At bats		Games played		Game starts	
1. 7 Josh Tate	199	1. 4 Luke Odden	48	1. 4 Luke Odden	48
2. 19 Nico Senese	186	19 Nico Senese	48	7 Josh Tate	48
3. 6 Daniel Haab	175	6 Daniel Haab	48	19 Nico Senese	48
4. 5 Cade Parker	167	5 Cade Parker	48	4. 5 Cade Parker	47
5. 29 Sean White	151	7 Josh Tate	48	5. 6 Daniel Haab	45
Games as sub					
1. 21 J.C. Peacher	25				
2. 17 Jett Lovett	13				
3. 35 Jack Myers	10				
4. 9 JD Kaiser	9				
5. 2 tied at.....	6				

Hit batters: 4 - (4 times)

2025 Georgia Southern Baseball
Pitching Leaders for Georgia Southern (as of May 05, 2025)
(All games)



Hitting minimums - 1 Games 2.0 AB/Game
Pitching minimums - 1 Games 1.0 IP/Game

Earned run avg		Opposing bat avg		Won-loss pct	
1. 99 Brady Pendley	3.23	1. 99 Brady Pendley	.259	1. 99 Brady Pendley	.600
2. 28 Kade Grundy	4.75	2. 28 Kade Grundy	.272	2. 28 Kade Grundy	.545
Wins		Losses		Saves	
1. 28 Kade Grundy	6	1. 28 Kade Grundy	5	1. 14 Davis Smith	4
2. 34 Jacob Phillips	5	2. 46 Jax Lewis	4	2. 31 Will Robbins	3
3. 32 Carter DeGondea	4	3. 4 tied at.....	2	3. 99 Brady Pendley	1
4. 99 Brady Pendley	3			34 Jacob Phillips	1
5. 3 tied at.....	2			46 Jax Lewis	1
Innings pitched		Batters struck out		Appearances	
1. 28 Kade Grundy	60.2	1. 28 Kade Grundy	50	1. 31 Will Robbins	17
2. 99 Brady Pendley	53.0	2. 99 Brady Pendley	48	2. 46 Jax Lewis	16
		3. 34 Jacob Phillips	43	3. 14 Davis Smith	15
		4. 32 Carter DeGondea	36	4. 34 Jacob Phillips	14
		5. 46 Jax Lewis	28	32 Carter DeGondea	14
Games started		Games finished		Games in relief	
1. 28 Kade Grundy	12	1. 31 Will Robbins	7	1. 31 Will Robbins	17
2. 30 Thomas Burke	8	2. 14 Davis Smith	6	2. 14 Davis Smith	15
3. 27 Evan Vandenbosch	6	46 Jax Lewis	6	3. 32 Carter DeGondea	13
4. 11 Joey White	5	99 Brady Pendley	6	4. 34 Jacob Phillips	12
46 Jax Lewis	5	32 Carter DeGondea	6	5. 46 Jax Lewis	11
Wild pitches		Balks		Hit batters	
1. 26 Carson Bryant	10	1. 41 Garrett Mackowiak	1	1. 34 Jacob Phillips	11
2. 27 Evan Vandenbosch	5	11 Joey White	1	2. 11 Joey White	9
14 Davis Smith	5			3. 99 Brady Pendley	8
4. 99 Brady Pendley	3			4. 32 Carter DeGondea	7
30 Thomas Burke	3			18 Jevarra Martin	7
Intentional BB allowed		Runners picked off		Batters SO out looking	
1. 46 Jax Lewis	1	1. 34 Jacob Phillips	4	1. 28 Kade Grundy	17
32 Carter DeGondea	1	2. 32 Carter DeGondea	2	2. 99 Brady Pendley	16
99 Brady Pendley	1	3. 6 tied at.....	1	3. 34 Jacob Phillips	13
				4. 46 Jax Lewis	12
				5. 32 Carter DeGondea	9
Sac bunts allowed		Sac flies allowed		Hits allowed	
1. 28 Kade Grundy	6	1. 34 Jacob Phillips	4	1. 99 Brady Pendley	51
2. 99 Brady Pendley	4	2. 28 Kade Grundy	2	2. 28 Kade Grundy	65
3. 27 Evan Vandenbosch	3	99 Brady Pendley	2		
11 Joey White	3	4. 7 tied at....	1		
5. 2 tied at...	2				
Runs allowed		Earned runs allowed		Walks allowed	
1. 99 Brady Pendley	21	1. 99 Brady Pendley	19	1. 28 Kade Grundy	18
2. 28 Kade Grundy	36	2. 28 Kade Grundy	32	2. 99 Brady Pendley	21
Doubles allowed		Triples allowed		Home runs allowed	
1. 99 Brady Pendley	8	1. 28 Kade Grundy	1	1. 99 Brady Pendley	3
2. 28 Kade Grundy	15	2. 99 Brady Pendley	2	2. 28 Kade Grundy	4



2025 Georgia Southern Baseball
Fielding Leaders for Georgia Southern (as of May 05, 2025)
(All games)



Hitting minimums - 1 Games
Pitching minimums - 1 Games 1.0 IP/Game

Fielding pct

1. 9 JD Kaiser	1.000
17 Jett Lovett	1.000
23 Landry Mead	1.000
4. 7 Josh Tate	.993
5. 6 Daniel Haab	.986

Assists

1. 4 Luke Odden	118
2. 5 Cade Parker	113
3. 19 Nico Senese	69
4. 29 Sean White	18
5. 2 tied at.....	10

Stolen bases against

1. 29 Sean White	59
2. 6 Daniel Haab	15
3. 30 Thomas Burke	12
99 Brady Pendley	12
5. 34 Jacob Phillips	10

Passed balls

1. 6 Daniel Haab	4
29 Sean White	4

Chances

1. 29 Sean White	334
2. 22 JP Herrholz	282
3. 4 Luke Odden	206
4. 5 Cade Parker	190
5. 7 Josh Tate	148

Errors

1. 5 Cade Parker	7
2. 22 JP Herrholz	5
29 Sean White	5
4. 4 Luke Odden	4
5. 2 tied at.....	3

Caught stealing by

1. 29 Sean White	8
2. 99 Brady Pendley	3
3. 14 Davis Smith	2
32 Carter DeGondea	2
5. 7 tied at.....	1

Catchers interference

1. 6 Daniel Haab	1
------------------	---

Putouts

1. 29 Sean White	311
2. 22 JP Herrholz	267
3. 7 Josh Tate	147
4. 6 Daniel Haab	129
5. 4 Luke Odden	84

Fielding double plays

1. 5 Cade Parker	26
2. 4 Luke Odden	23
3. 22 JP Herrholz	19
4. 9 JD Kaiser	7
5. 19 Nico Senese	5

Steal attempts against

1. 29 Sean White	67
2. 6 Daniel Haab	16
3. 99 Brady Pendley	15
4. 30 Thomas Burke	13
5. 34 Jacob Phillips	10



2025 Georgia Southern Baseball
 Batting Analysis for Georgia Southern (as of May 05, 2025)
 (All games Sorted by Player Name)



Player	vs left			vs right			w/runners			w/bases empty			w/bases loaded			as leadoff			fly	gnd	fly/
	h	ab	avg	h	ab	avg	h	ab	avg	h	ab	avg	h	ab	avg	rch	ops	pct	out	out	gnd
3 Cam Foster	1	2	.500	0	14	.000	1	11	.091	0	5	.000	1	1	1.000	0	4	.000	5	2	2.5
6 Daniel Haab	10	43	.233	45	132	.341	24	91	.264	31	84	.369	0	2	.000	19	40	.475	47	46	1.0
22 JP Herrholz	7	27	.259	26	101	.257	17	53	.321	16	75	.213	2	4	.500	11	30	.367	45	30	1.5
16 Jonathan Jaime	4	20	.200	17	54	.315	15	42	.357	6	32	.188	2	3	.667	3	14	.214	21	23	0.9
9 JD Kaiser	6	15	.400	6	40	.150	6	31	.194	6	24	.250	0	3	.000	6	16	.375	11	9	1.2
25 Sammy Leis	0	3	.000	1	6	.167	1	5	.200	0	4	.000	0	1	.000	0	3	.000	2	5	0.4
17 Jett Lovett	0	1	.000	1	18	.056	1	6	.167	0	13	.000	1	1	1.000	2	9	.222	4	4	1.0
23 Landry Mead	1	1	1.000	1	1	1.000	1	1	1.000	1	1	1.000	0	0	---	0	0	---	0	0	0.0
35 Jack Myers	3	12	.250	4	15	.267	4	12	.333	3	15	.200	0	0	---	2	7	.286	5	8	0.6
4 Luke Odden	12	37	.324	21	102	.206	19	67	.284	14	72	.194	3	9	.333	13	33	.394	39	50	0.8
5 Cade Parker	8	39	.205	30	128	.234	23	80	.288	15	87	.172	1	12	.083	14	44	.318	43	21	2.0
21 J.C. Peacher	4	13	.308	9	41	.220	6	30	.200	7	24	.292	0	4	.000	7	13	.538	14	17	0.8
19 Nico Senese	9	51	.176	29	135	.215	20	96	.208	18	90	.200	1	8	.125	10	34	.294	79	48	1.6
12 Sean Smith	9	31	.290	46	118	.390	29	72	.403	26	77	.338	1	6	.167	19	35	.543	28	30	0.9
0 Juju Stevens	0	9	.000	2	9	.222	0	9	.000	2	9	.222	0	1	.000	1	4	.250	8	2	4.0
7 Josh Tate	12	48	.250	60	151	.397	30	87	.345	42	112	.375	2	8	.250	33	84	.393	59	38	1.6
8 Bryson Trammell	0	1	.000	3	15	.200	2	7	.286	1	9	.111	1	3	.333	4	5	.800	6	4	1.5
29 Sean White	10	36	.278	33	115	.287	23	80	.288	20	71	.282	1	8	.125	15	37	.405	41	43	1.0
Totals	96	389	.247	334	1195	.279	222	780	.285	208	804	.259	16	74	.216	159	412	.386	457	380	1.2
Opponents	173	653	.265	260	941	.276	224	772	.290	209	822	.254	23	58	.397	150	413	.363	463	347	1.3

Player	pinch hitting			w/runners in scoring pos			w/runner on 3rd and LT 2 out			with 2 outs			success adv runners			2- rnrns		rch		rch	
	h	ab	avg	h	ab	avg	rbi	ops	pct	h	ab	avg	adv	ops	pct	rbi	w/out	lob	err	fc	kl
3 Cam Foster	0	1	.000	1	5	.200	3	3	1.000	0	6	.000	4	12	.333	0	2	5	1	1	0
6 Daniel Haab	0	0	---	16	54	.296	4	8	.500	19	66	.288	43	103	.417	15	12	41	7	6	6
22 JP Herrholz	1	3	.333	11	34	.324	9	9	1.000	9	43	.209	44	73	.603	5	10	30	2	2	6
16 Jonathan Jaime	1	3	.333	8	23	.348	6	6	1.000	6	28	.214	25	48	.521	3	6	24	2	1	0
9 JD Kaiser	1	5	.200	3	17	.176	3	3	1.000	6	21	.286	13	35	.371	4	1	24	0	2	5
25 Sammy Leis	0	0	---	0	4	.000	0	1	.000	0	1	.000	3	5	.600	0	1	2	0	1	0
17 Jett Lovett	0	2	.000	1	5	.200	1	1	1.000	0	7	.000	4	9	.444	0	1	3	0	0	2
23 Landry Mead	2	2	1.000	1	1	1.000	0	0	---	0	0	---	1	1	1.000	0	0	0	0	0	0
35 Jack Myers	4	9	.444	2	7	.286	2	2	1.000	1	9	.111	9	16	.563	0	4	8	0	1	3
4 Luke Odden	0	0	---	12	44	.273	14	16	.875	12	46	.261	58	90	.644	11	28	26	6	6	9
5 Cade Parker	0	0	---	15	56	.268	7	18	.389	11	43	.256	40	92	.435	15	9	33	4	3	12
21 J.C. Peacher	0	2	.000	5	23	.217	3	5	.600	5	22	.227	18	35	.514	4	9	20	2	2	3
19 Nico Senese	0	0	---	15	59	.254	5	14	.357	10	50	.200	47	112	.420	15	17	40	3	7	6
12 Sean Smith	0	0	---	13	43	.302	10	16	.625	19	56	.339	50	89	.562	7	7	31	3	7	11
0 Juju Stevens	1	5	.200	0	6	.000	0	2	.000	0	6	.000	2	9	.222	0	1	5	0	1	1
7 Josh Tate	0	0	---	16	56	.286	8	16	.500	24	59	.407	60	103	.583	13	7	36	5	8	14
8 Bryson Trammell	1	4	.250	2	5	.400	0	1	.000	1	8	.125	3	8	.375	2	0	6	0	0	1
29 Sean White	0	0	---	15	50	.300	11	14	.786	17	55	.309	45	97	.464	13	18	39	3	3	9
Totals	11	36	.306	136	492	.276	86	135	.637	140	526	.266	469	937	.501	107	133	393	38	51	88
Opponents	6	35	.171	139	488	.285	73	114	.640	136	518	.263	421	893	.471	112	136	377	19	38	116

Success Advancing Runners = percentage of times the batter advanced at least one runner during a plate appearance
 #Rnrns Adv w/Out = TOTAL number of runners advanced when the player made an out