

GEORGIA TECH[®]

130TH SEASON • 35 NCAA REGIONAL APPEARANCES • 3 COLLEGE WORLD SERIES APPEARANCES • 9 ACC CHAMPIONSHIPS

2025 Official Game Notes | RamblinWreck.com | Contact: Anthony Brandt • abrandt@athletics.gatech.edu • (817) 757-6979

GEORGIA TECH BY THE NUMBERS

Overall Record.....	35-14
ACC Record.....	15-9
at Mac Nease Baseball Park.....	24-8
Road Games.....	11-5
Neutral Site Games.....	0-1
Streak.....	W6
Last 10.....	6-4

2025 SCHEDULE / RESULTS

Date	Opponent	Time/Result
2/14	OLD DOMINION	W, 3-2
2/15	OLD DOMINION	W, 7-3
2/16	OLD DOMINION	W, 7-4
2/18	GEORGIA SOUTHERN	W, 5-3
2/21	MARSHALL	W, 12-1 (7)
2/22	MARSHALL	L, 2-4
2/23	MARSHALL	W, 11-6
2/24	MARSHALL	L, 8-12
2/26	WEST GEORGIA	W, 16-7
2/28	WESTERN MICHIGAN	W, 16-4
3/1	WESTERN MICHIGAN	W, 14-1 (7)
3/2	WESTERN MICHIGAN	W, 13-3 (7)
3/4	KENNESAW STATE	W, 11-4
3/7	VIRGINIA TECH	W, 4-3
3/8	VIRGINIA TECH	L, 5-8
3/9	VIRGINIA TECH	W, 8-6
3/11	GEORGIA STATE	W, 4-2
3/14	PITTSBURGH	W, 10-1
3/15	PITTSBURGH	W, 11-1 (7)
3/16	PITTSBURGH	L, 10-12
3/18	GARDNER-WEBB	W, 14-6
3/21	NOTRE DAME	W, 18-7 (8)
3/22	NOTRE DAME	W, 9-5
3/23	NOTRE DAME	W, 10-2
3/25	KENNESAW STATE	W, 15-4 (7)
3/28	#3/6 CLEMSON	L, 7-9
3/29	#3/6 CLEMSON	W, 18-2 (7)
3/29	#3/6 CLEMSON	L, 3-4
4/1	MERCER	W, 21-5 (7)
4/4	STANFORD	W, 8-6
4/5	STANFORD	W, 10-3
4/6	STANFORD	W, 18-2 (7)
4/8	#9/11 AUBURN	L, 8-9
4/11	CALIFORNIA	W, 8-5
4/12	CALIFORNIA	W, 15-5 (8)
4/13	CALIFORNIA	W, 4-3
4/15	GEORGIA*	L, 2-5
4/18	MIAMI	L, 2-4
4/19	MIAMI	L, 2-7
4/20	MIAMI	L, 2-10
4/22	AUBURN	L, 0-1
4/25	VIRGINIA	L, 9-12
4/26	VIRGINIA	L, 5-6
4/27	VIRGINIA	W, 7-6 (10)
5/2	WESTERN CAROLINA	W, 13-5
5/3	WESTERN CAROLINA	W, 4-2
5/4	WESTERN CAROLINA	W, 13-0 (7)
5/6	GEORGIA SOUTHERN	W, 8-5
5/7	MERCER	W, 4-3
5/9	LOUISVILLE	6 pm
5/10	LOUISVILLE	2:30 pm
5/11	LOUISVILLE	2 pm
5/15	DUKE	6 pm
5/16	DUKE	6 pm
5/17	DUKE	3 pm

5/20 ACC TOURNAMENT DURHAM N.C.

* Game held at Truist Park
Home games in Gold

WEEKEND 13: GEORGIA TECH vs No. 19 LOUISVILLE



GEORGIA TECH YELLOW JACKETS

Overall Record.....	35-14, 15-9 ACC
Ranking	None
Head Coach	Danny Hall
Career Record	1,446-788-1 (38th season)
Record at GT	1,238-671-1 (32nd season)
Record Last Week.....	3-0 vs WCU / 1-0 vs GS / 1-0 at MER



#19 LOUISVILLE CARDINALS


Overall Record.....	33-15 (13-11 ACC)
Ranking	#19 BA / #20 D1 / #24 Coaches / #25 PG
Head Coach	Dan McDonnell
Career Record	784-350 (19th season)
Record at Louisville.....	Same
Record Last Week.....	1-2 at ND / 1-0 vs Vandy

MATCHUPS AT A GLANCE

GT	OFFENSE	LOU	GT	PITCHING/DEFENSE	LOU
.318.....	Batting.....	.312	4.37.....	ERA.....	5.48
.545.....	Slugging.....	.507	416.0.....	IP.....	407.2
.421.....	On-Base Pct.....	.408	0.....	CGs.....	0
128.....	Doubles.....	103	11.....	Saves.....	8
11.....	Triples.....	17	447/186.....	K/BB.....	416/263
75.....	Home Runs.....	60	.254.....	OBA.....	.257
270.....	Walks.....	208	49.....	Errors.....	49
76/85.....	SB/SBA.....	123/137	34.....	Double Plays.....	38


PROBABLE PITCHERS

Friday




Tate McKee
#22 | Soph. | 6-2
60.1 IP | 4.33 ERA
65 Ks | 1.36 WHIP

Saturday



Brady Jones
#99 | Jr. | 5-2
52.0 IP | 4.33 ERA
60 Ks | 1.50 WHIP

Sunday



Jaylen Paden
#42 | Sr. | 5-1
32.0 IP | 2.25 ERA
42 Ks | 1.25 WHIP

TOP STORYLINES

- Georgia Tech baseball (35-14, 15-9 ACC) has its best record in 14 years (since 2011), coming off the sixth series sweep of the season, this time over Western Carolina, and a pair of midweek wins over Georgia Southern and Mercer.
- The Yellow Jackets enter the weekend on a 6-game winning streak, tied for the longest of the season and longest since winning 9 straight last year (March 8-19).
- The Jackets set a program record with their 11th mercy-rule win of the season, taking down WCU 13-0 (7) on Sunday – also the first shutout of the season.
- The Jackets end the regular season with a 20-5 record in non-conference games (.800 win %) – the best non-conference winning % since 2010 (26-6 / .8125%).
- Tech owns one of the most potent offenses in the Power 4, leading the nation's top four conferences in doubles (128) and among the Top 5 in batting average (2nd – .318), runs/game (2nd – 8.9), hits (2nd – 526), on-base percentage (5th – .421) and slugging percentage (5th – .545).
- Georgia Tech is averaging 2.61 doubles per game this season, the most in the Power 4 – the program record for doubles/game is 2.51, set in the 1987 season.
- Tech pitching has struck out 9.7 per-nine-innings this season, the program record for a full season is 10.00 set back in 1998.
- The Jacket arms have only allowed 8.59 hits-per-nine this season – the fewest since 1994 – Head Coach Danny Hall's first season on The Flats.
- The Georgia Tech bullpen boasts a season ERA of 3.93, the lowest in 11 seasons (since 2014).
- Tech is Top 20 across Division I in the following statistical categories: SAC files (1st – 37), Doubles (1st – 128), batting average (10th – .318), slugging % (11th – .545), hits (12th – 526) and runs/game (15th – 8.9).
- The Yellow Jackets are one of four teams in Division I to be in the Top 30 of both ERA (29th – 4.33) and runs/game (15th – 8.9) – also Arkansas, Tennessee and ETSU.
- Tech is the only team in the ACC and one of only 12 in all of Division I, to have three players over 50 RBI this season: Alex

- Hernandez (55), Drew Burress (51) & Kyle Lodise (50).
- Vahn Lackey leads all Power 4 catchers with 64 hits, tied for 4th-most by any catcher in Division I.
- Burress and Lodise are tied for second among Power 4 players and 18th overall with 19 doubles this year, two shy of getting into the Top 20 for doubles in a season over program history.
- Tech is the only Power 4 program in the nation to have three players with 16 or more doubles: Burress (19), Lodise (19) and Carson Kerce (16).
- The Jackets are the only team in the ACC to have seven players with double-digit doubles Burress (19), Lodise (19), Kerce (16), Caleb Daniel (14), Kent Schmidt (13), Vahn Lackey (11) and Alex Hernandez (10).
- Lodise and Burress lead the ACC with 35 extra base hits each, showing why they are one of the most potent 1-2 combos in the country. Only one other player in the ACC has over 30 HBHs this season, Kyle's cousin, Alex Lodise (34 at FSU).
- Georgia Tech is the only ACC school with four players at more than 20 extra-base hits: Burress (35), Lodise (35), Hernandez (22) and Daniel (21).
- Burress is the only underclassmen in Division I with 40 career home runs.
- Senior Mason Patel leads the Power 4 with nine wins this year, looking to become the first double-digit winner at GT since Mark Pope and Buck Farmer won 11 games in the 2011 season (14 years ago).
- Patel is the only pitcher in Division I to have at least eight wins and four saves this season.
- Defensively, Tech leads the ACC in stolen-base % against, holding opponents to just a 58.1% success rate. Most of that has come from the arm of Vahn Lackey who has caught half of all attempted base stealers since the start of April (8-for-16).
- Head Coach Danny Hall is in sole possession of 9th place on the NCAA all-time wins list, entering the weekend with 1,446 wins.
- Alex Hernandez picked up his second save of the year last time out, becoming the only undergraduate with multiple saves and 10+ home runs this season.

2025 QUICK FACTS**GENERAL INFORMATION**

School.....Georgia Institute of Technology (Georgia Tech)
Location.....Atlanta, Ga.
Enrollment.....45,295
Founded.....1885
Nickname.....Yellow Jackets, Ramblin' Wreck
Mascot....."Buzz" the Yellow Jacket
Official Colors.....Tech Gold and White
Conference.....Atlantic Coast Conference (ACC)
President.....Dr. Angel Cabrera
Faculty Athletic Representative.....Dr. Jenna Jordan
Director of Athletics.....J Batt
Website.....www.RamblinWreck.com

BASEBALL STAFF

Head Coach.....Danny Hall (32nd season)
 Alma Mater, YearMiami-Ohio, 1977
Associate Head Coach / Recruiting - James Ramsey (7th year)
 Alma Mater, YearFlorida State, 2012
Assistant Coach/PitchingMatt Taylor (2nd year)
 Alma Mater, YearColumbus State, 2017
Assistant Coach/CatchersJosh Schulman (1st year)
 Alma Mater, YearRochester, 2015 & Texas A&M, 2017
Director of Baseball OperationsScott Stricklin
Strength and ConditioningSteve Tamborra
Athletic Trainer.....Paul Wolkoff
Equipment Manager.....Bill Shackelford

HISTORICAL INFORMATION

Record Since 1895.....2,674-1,717-27 (.608)
Record at Mac Nease Baseball Park (since 1985).....1,054-348-1 (.752)
ACC Regular Season Record (since 1980).....620-460-2 (.575)
ACC Regular Season Championships (Divisional).....9
 1987, 1993, 1997, 2000, 2004, 2005, (2011, 2019, 2021)
ACC Tournament Appearances.....43
ACC Tournament Record.....83-69 (.546)
ACC Tournament Championships.....9
 1985, 1986, 1987, 1988, 2000, 2003, 2005, 2012, 2014
NCAA Tournament Appearances.....35
 1959, 1971, 1985, 1986, 1987, 1988, 1989, 1990, 1991,
 1992, 1993, 1994, 1995, 1996, 1997, 1998, 2000, 2001,
 2002, 2003, 2004, 2005, 2006, 2008, 2009, 2010, 2011,
 2012, 2013, 2014, 2016, 2019, 2021, 2022, 2024
NCAA Tournament Record.....79-71 (.527)
NCAA Super Regional Appearances.....5
 2000, 2002, 2004, 2005, 2006
College World Series Appearances.....3
 1994 (2nd), 2002 (T-5th), 2006 (T-7th)
College World Series Record.....4-5 (.444)

STADIUM INFORMATION

Name.....Mac Nease Baseball Park at Russ Chandler Stadium
Year Opened.....1985
Last Renovated.....2020-21
Capacity.....3,194
Dimensions.....329-382-390-350-334
Fence Height.....10 feet
Address.....Fowler Street & Fifth Street, Atlanta, Ga. 30332

2025 TEAM INFORMATION

Lettermen Returning.....15
Starting Position Player.....4
Starting Pitchers.....2
Newcomers.....29

2024 YEAR IN REVIEW

Overall Record.....33-25
ACC Record.....15-15
ACC Finish.....Fourth - Coastal
ACC Tournament.....0-2
Final Ranking.....N/A

NO.	NAME	POS.	YR	B/T	HT	WT	HOMETOWN/LAST SCHOOL
1	Parker Brosius	OF	JR	R/L	6'1"	193	Suwanee, GA. (Lambert HS)
2	Kyle Lodise	INF	JR	R/R	5'11"	180	Brunswick, GA. (Augusta)
3	Carson Kerce	INF	Soph.	R/R	5'11"	200	Marietta, GA. (Pope HS)
4	Alex Hernandez	RHP/INF	FR	R/R	6'2"	188	Cumming, GA. (Forsyth Central HS)
5	Cooper McMullen	RHP/OF	FR	R/R	6'3"	186	Bonaire, GA. (Tattnall Square Academy)
6	Caleb Daniel	C/UTL	FR	L/R	5'11"	183	Cartersville, GA. (Cartersville HS)
7	William Baker	INF/UTL	FR	L/R	6'0"	188	Upper Coomera, Queensland Australia
8	Drew Burress	OF	Soph.	R/R	5'9"	182	Houston County, GA. (Houston County HS)
9	Connor Shouse	RHP/INF	FR	R/R	6'1"	175	Jasper, GA. (Pickens County HS)
10	Kent Schmidt	INF	Soph.	L/R	6'0"	221	Marietta, GA. (Georgia Southern)
12	Sam Swygert	RHP	5th	R/R	6'1"	215	Springfield, SC (The Citadel)
14	Cayden Sheffield	C/OF	FR	R/R	6'1"	184	Dallas, GA. (North Paulding HS)
15	Riley Stanford	RHP/OF	JR	R/R	6'4"	236	Gainesville, GA. (Buford HS)
16	Ethan Murray	INF	FR	R/R	6'2"	195	Buford, GA. (Buford HS)
18	Cole Royer	RHP	FR	R/R	6'5"	185	Waynesville, GA. (Pierce County HS)
19	Nathanael Coupet	C/OF	Soph.	R/R	5'11"	205	Boynton Beach, FL (North Broward Prep)
20	Caden Spivey	RHP	JR	R/R	6'2"	195	Vidalia, GA. (Notre Dame)
21	John Giesler	INF	6th	R/R	6'3"	224	Marietta, GA. (Walton HS)
22	Tate McKee	RHP	Soph.	R/R	6'3"	203	Kennesaw, GA. (Mount Paran Christian)
24	Joshua Evans	LHP/OF	FR	S/L	6'3"	187	Lawrenceville, GA. (Peachtree Ridge HS)
25	Vahn Lackey	C/INF	Soph.	R/R	6'1"	213	Suwanee, GA. (Collins Hill HS)
26	Ryan Johnson	RHP	FR	R/R	6'4"	168	Dallas, GA. (Cartersville HS)
27	Brett Denby	INF	Soph.	R/R	5'11"	170	New Albany, IN (Jefferson HS)
28	Jackson Sobel	LHP	Soph.	L/L	6'2"	186	Charleston, SC (Oceanside Collegiate Academy)
29	Mason Patel	RHP	5th	R/R	6'1"	210	Knoxville, TN Georgia State)
30	Porter Buursema	RHP	Soph.	R/R	6'1"	195	Woodstock, GA. (Georgia Southern)
31	Jackson Blakely	RHP	FR	R/R	6'0"	211	Thomaston GA. (Upson-Lee HS)
32	Brett Barfield	LHP	JR	L/L	6'1"	198	Cumming, GA. (Florida State)
34	Drew Rogers	C/INF	FR	R/R	6'1"	220	Tempe, AZ (Hamilton HS)
35	Jake Lankie	RHP	Soph.	R/R	6'2"	200	Alpharetta, GA. (Georgia)
36	Thorpe Musci	RHP	FR	R/R	6'0"	201	Lilburn, GA. (Parkview HS)
37	Caden Gaudette	RHP R-Soph.	R/R	R/R	6'0"	207	Alpharetta, GA. (Milton HS)
38	Carson Ballard	RHP	JR	R/R	6'4"	197	Alpharetta, GA. (Wesleyan HS)
39	Tyler Neises	INF/OF	Soph.	L/R	6'3"	220	Dalton, GA. (Dalton HS)
40	Nathan Waugh	C	5th	R/R	6'5"	230	Placentia, Calif. (Cornell)
42	Jaylen Paden	RHP	5th	R/R	5'10"	195	Atlanta, GA. (Georgia Southern)
45	Connor Chicoli	RHP	FR	R/R	6'3"	185	Raleigh, NC (Pro5 Baseball Academy)
49	Kayden Campbell	LHP	JR	R/L	6'2"	205	Cincinnati, OH (Louisville)
55	Adam McKelvey	LHP	FR	L/L	6'3"	229	Roswell, GA. (Roswell HS)
99	Brady Jones	RHP	JR	R/R	6'0"	204	Decatur, GA. (Georgia State)

Coaching Staff

Head Coach — Danny Hall (32nd season)
Associate Head Coach/Recruiting Coordinator — James Ramsey (7th season)
Assistant Coach — Josh Schulman (1st season)
Assistant Coach /Pitching — Matt Taylor (2nd Season)
Director of Pitching - Jason Richman (2nd Season)
Director of Operations - Scott Stricklin (1st season)
Player Development Coach - Steve Tamborra (25th season)
Athletic Trainer - Paul Wolkoff (16th season)

PRO-NUN-SEE-AY-SHUN GUIDE

Parker Brosius..... BRO-zhus
 Kyle Lodise.....LOW-deese
 Carson Kerce..... like "Curse"
 Nathanael Coupet..... coo-PAY
 John Giesler GEESE-ler
 Vahn Lackey..... Vaughn
 Thorpe Musci..... like "Musky"
 Tyler NeisesNICE-sis
 Nathan Waugh WAH
 Jaylen PadenPAY-din
 Connor Chicoli chick-COLE-ee
 Adam McKelveymick-KEL-vee
 Josh Schulman SHOOL-man

RECRUITING SUCCESS

• Tech has now signed top-5 classes in four of the last six years, top-10 classes in five of the last six years, and six-straight top-20 Perfect Game recruiting classes, leading the Atlantic Coast Conference in all categories.

• The 2024 freshman class was rated No. 2 in the nation and features three players ranked in PG's National top-100: Drew Rogers (No. 23 prospect / No. 3 Catcher), Connor Shouse (No. 83 prospect / No. 22 SS) and Alex Hernandez (No. 96 prospect / No. 8 3B).

• This class also contains one draft pick from the 2024 MLB draft who chose to come to GT instead (Cole Royer – drafted in the 20th round (601st overall) by the New York Yankees).

JACKETS FROM 2024 NO. 2 RECRUITING CLASS

Name	Hometown	Position	PG National Ranking
Will Baker	Upper Coomera, Queensland, Australia	INF	---
Jackson Blakely	Thomaston, Ga.	RHP	---
Connor Chicoli	Raleigh N.C.	RHP	342
Caleb Daniel	Cartersville, Ga.	UTL	187
Joshua Evans	Lawrenceville, Ga.	LHP	256
Alex Hernandez	Cumming, Ga.	RHP/INF	96
Ryan Johnson	Dallas, Ga.	RHP	462
Adam McKelvey	Roswell, Ga.	LHP	---
Cooper McMullen	Bonaire, Ga.	RHP/OF	364
Ethan Murray	Buford, Ga.	INF	282
Thorpe Musci	Lilburn, Ga.	RHP	223
Drew Rogers	Tempe, Ariz.	C	23
Cole Royer	Waynesville, Ga.	RHP	302
Cayden Sheffield	Dallas, Ga.	OF	262
Connor Shouse	Jasper, Ga.	RHP/INF	83

JACKETS FROM 2023 NO. 5 RECRUITING CLASS

Name	Hometown	Position
Drew Burress	Houston County, Ga.	OF
Nathanael Coupet	Boynton Beach, Fla.	C
Brett Denby	New Albany, Ind.	INF
Carson Kerce	Marietta, Ga.	INF
Vahn Lackey	Suwanee, Ga.	C
Tate McKee	Kennesaw, Ga.	RHP
Tyler Neises	Dalton, Ga.	INF
Jackson Sobel	Charleston, S.C.	LHP

JACKETS FROM 2022 NO. 3 RECRUITING CLASS

Name	Hometown	Position
Parker Brosius	Suwanee, Ga.	OF
Riley Stanford	Gainesville, Ga.	OF/RHP
Caden Gaudette	Alpharetta, Ga.	RHP
Carson Ballard	Alpharetta, Ga.	RHP

JACKETS FROM 2020 NO. 4 RECRUITING CLASS

Name	Hometown	Position
John Giesler	Marietta, Ga.	INF

CARDIAC JACKETS

• Georgia Tech baseball has been in for exciting baseball since 2019, posting a 36-23 record in one-run games.

• Since 2002, Tech has posted a nearly 60-percent win percentage in one-run games (.581).

GT BASEBALL RECORD IN 1-RUN GAMES - SINCE 2002

Year	Record	Pct.
2025	5-4	.555
2024	4-3	.571
2023	4-6	.400
2022	6-3	.667
2021	8-4	.667
2020	2-2	.500
2019	10-5	.667
2018	4-5	.444
2017	3-9	.250
2016	8-5	.615
2015	9-3	.750
2014	8-10	.444
2013	8-6	.571
2012	9-7	.563
2011	5-5	.500
2010	5-2	.714
2009	7-3	.700
2008	9-4	.692
2007	5-5	.500
2006	9-6	.600
2005	9-9	.500
2004	10-5	.667
2003	7-4	.636
2002	10-3	.769
TOTAL	161-116	.581

• The Cardiac Jackets wasted no time returning for 2025, winning opening day by one run, 3-2, after scoring the go-ahead run in the bottom of the eighth after an infield grounder from **Nathan Waugh** gave just enough time for **Drew Burress** to come sliding home from third, despite a 5-man infield from ODU.

• In the 2nd game, Tech fell behind, 3-0 before recording an out, only for the bullpen to come in and pitch 9.0 innings of scoreless ball, striking out a season high 16 and only allowing three base hits. The bullpen kept the game, 3-0, until the bottom of the ninth, when Tech exploded for seven runs, the most scored in a ninth inning in a decade of GT baseball.

• That 7-run 9th inning began with a 5-pitch walk by **Nathan Waugh** before **Vahn Lackey** delivered his 2nd hit of the game to put runners at 1st and 2nd. **Alex Hernandez** drew a walk on 4 pitches to load the bases for **Tyler Neises** who connected on an 0-1 pitch, driving it into left for a single and cutting the deficit to one run, 3-2. **Will Baker** reached on an error when his sacrifice bunt was mishandled by the ODU pitcher, loading the bases for **Kyle Lodise** who took his second walk of the day to score Hernandez and tie the game. The very next batter was **Drew Burress** and he made no mistake, smashing a 1-0 pitch over the wall in right for the walk-off opposite field walk-off grand slam.

• The Jackets began ACC play with a pair of ninth-inning rallies to take two of three at Virginia Tech. On Friday, GT had been trailing, 2-3, since the fifth inning but **Carson Kerce** and **Kyle Lodise** led off the inning with walks before being brought home off singles from **Kent Schmidt** and **Alex Hernandez**, before **Patel** slammed the door in the bottom of the inning to earn the 4-3 win.

• In the series finale, Tech entered the 9th tied, 6-6 and had not scored since the 3rd. **John Giesler** led off the inning with a four-pitch walk, followed by a 5-pitch walk from **Parker Brosius**. It was freshman **Caleb Daniel** who came through in the clutch, launching a ground-rule double to put GT ahead, 7-6. **Carson Kerce** would drive home **Brosius** on a SAC fly to add the insurance run before the combination of **Brett Barfield** and **Cooper McMullen** shut down the VT bats for the victory and the 1st career save for **McMullen**.

• In the final game of April, the Jackets were on a season-long seven game losing skid, headed into the bottom of the ninth, down 4-6, facing the first 8-game losing streak since 1986. **Drew Burress** saved the day, launching a two-run game-tying home run after **Kyle Lodise** drew a walk to get on base. Once the game entered the 10th inning, **Mason Patel** put a zero on the board, allowing for **Kent Schmidt**, playing in his first series since missing 20 games with an injury, to launch a walk-off solo home run with two outs, to give Tech a 7-6 victory.

• Tech claimed its 5th one-run victory last time out, at Mercer, thanks to **Connor Chicoli**'s best start of his young career. The freshman allowed only two runs over 7.2 innings, the longest of any starter this season, allowing Tech to enter the 9th inning with a 4-2 lead. Fellow freshman **Alex Hernandez** slammed the door, thanks to a pair of excellent defensive plays at SS from **Kyle Lodise** to secure GT's 6th win in a row.

DANNY HALL - A LIVING LEGEND

• ABCA Hall of Famer **Danny Hall** joined the Top-10 winningest Division I coaches in history on March 15, when Tech defeated Pitt, 11-1 (7) - his 1,427th win.

• He became the 11th NCAA Division I coach all-time to reach the 1,400 career win mark on April 14 when Tech defeated then-No. 16 Virginia Tech, 11-7.

• In addition to his career-win milestone, Coach Hall also reached the 1,200 wins at Georgia Tech after defeating No. 9 Duke on May 12, 2024.

• He currently has 1,446 career wins – the 2nd most among active NCAA head coaches after South Carolina hired Paul Mainieri (1,531 career wins) this season.

• Yesterday, he passed Chuck Hartman (1,444 at High Point/Virginia Tech 1959-2006) for the 9th most wins in Division I history.

• Tech replaced Texas as the only program in Division I with two coaches in the all-time top-10 - Jim Morris coached at GT from 1982-93.

ALL-TIME WINNINGEST COACHES -- DIVISION I

Rk.	Coach	Wins
1.	Mike Martin	2,029
2.	Augie Garrido	1,975
3.	Gene Stephenson	1,768
4.	Mark Marquess	1,627
5.	Jim Morris	1,594
6.	Paul Mainieri *	1,531
7.	Larry Hays	1,508
8.	Mike Fox	1,487
9.	Danny Hall*	1,446
10.	Chuck Hartman	1,444

*Actively coaching

**Italics indicates they coached at GT

OFFENSE

Returning Starters

• Georgia Tech baseball returns four bats from the starting lineup of the 2024 Athens Regional Final: Drew Burress, John Giesler, Parker Brosius and Vahn Lackey.

• 2024 National Freshman of the Year (D1 Baseball/Perfect Game) and National Freshman Hitter of the Year (NCBWA) Drew Burress returns for his sophomore season after delivering one of the greatest freshman seasons in college baseball history last year.

• Burress led Georgia Tech in a myriad of categories last year, including average (.381), home runs (25) and RBI (67), becoming the 12th Yellow Jacket to win Tech's triple crown.

• He set the Georgia Tech record for most assists by an outfielder, gunning down 10 base-runners from center field while also setting the program record with four home runs in a single game, against Georgia State (Feb. 27, 2024).

• His .821 slugging percentage from last season gives him the highest career slugging percentage in program history, with a minimum of 200 at bats in White & Gold. It was the 4th highest slugging percentage in a single season by a Yellow Jacket, the best since 1926 and the first .800+ slugging season in 45 years (Tommy Thompson (.811) – 1979).

HIGHEST SLUG % - SINGLE SEASON - GT HISTORY

Name	TB-AB	Slugging %	Season
1. Tom Angley	93-100	.930	1926
2. Bobby Reeves	97-109	.890	1926
3. Doug Wycoff	81-98	.827	1926
4. Drew Burress	179-218	.821	2024
5. Tom Angley	68-83	.819	1925
6. Tommy Thompson	103-127	.811	1979
7. Jason Varitek	182-228	.798	1993
8. <i>Nomar Garciaparra</i>	<i>213-274</i>	<i>.777</i>	<i>1994</i>
9. <i>Mark Teixeira</i>	<i>186-241</i>	<i>.772</i>	<i>2000</i>
10. Riccardo Ingram	179-237	.755	1987

**Italics indicates coached by Danny Hall*

DOUBLE TROUBLE

• Georgia Tech first led the nation in doubles at the start of March (March 2nd) & has been in the Top 3 ever since.

• The Jackets tied New Mexico for the Division I lead last night, hitting two doubles while New Mexico did not play.

Rank	Team	Conference	Doubles
1.	Georgia Tech	ACC	128
2.	New Mexico	Mountain West	127
3.	Arizona State	Big 12	124
3.	High Point	Big South	124
5.	Richmond	Atlantic 10	117
6.	Austin Peay	ASUN	116
7.	Texas	SEC	114
8.	Virginia Tech	ACC	113
8.	California Baptist	WAC	113
10.	Iowa	Big Ten	112
10.	Missouri State	MVC	112

• The program record for doubles in a season is 164, set in 1994. The 2025 team is on pace for 149 - accounting for only one guaranteed postseason game in the ACC tournament.

• The Jackets are the only team in the ACC to have seven players with double-digit doubles Burress (19), Lodise (19), Kerce (16), Caleb Daniel (14), Kent Schmidt (13), Vahn Lackey

(12) and Alex Hernandez (10)

• Georgia Tech is the only Power 4 program in the nation to have three players with 16+ doubles this season - and one of five program in total.

TEAM	Players (No. of doubles)	No. of players
High Point	Konni Durschlag (18), Miggy Echazarreta (17), Landen Johnson (16), Brayden Simpson (16)	4
Richmond	Jack Arcamone (21), Jordan Jaffe (17), Aaron Whitley (17), Brady O'Brien (16)	4
Georgia Tech	Drew Burress (19), Kyle Lodise (19), Carson Kerce (16)	3
New Mexico	Jordy Oriach (20), Ethan Ott (19), Will Asby (19)	3
14 Teams		2
90 Teams		1
191 Teams		0

• **Caleb Daniel** is close behind with 13 doubles, **Kent Schmidt** has 12, despite playing in 20 fewer games.

• **Kyle Lodise & Drew Burress** have proven to be the best 1-2 punch in the nation. They sit atop the ACC in extra base hits and rank among the very best across Division I this season.

Player	Team	2B	3B	HR	XBH
Kyle Lodise	GT	19	2	14	35
Drew Burress	GT	19	1	15	35
Alex Lodise	FSU	15	2	16	34
Ben Miller	Duke	11	0	18	29
Carson Tinney	ND	12	0	15	27
Eric Becker	UVA	18	1	8	27
Zion Rose	LOU	15	2	9	26
Ryan Zuckerman	Pitt	15	0	11	26
Josh Hogue	NCST	16	0	9	25
Daniel Cuvet	MIA	13	1	11	25
Max Williams	FSU	8	0	17	25

• Alex Hernandez and Caleb Daniel are lurking close to the Top 10, sitting at 23 and 22 XBHs respectively.

• So far in 2025, the Georgia Tech offense is the best in the ACC and one of the very best in the country.

GEORGIA TECH — 2025 NAT'L/ACC RANKS

Category	No.	D1 Rank	ACC Rank
SAC Flys	37	1st	1st
Doubles	128	1st	1st
Doubles per game	2.61	3rd	1st
Batting Average	.318	10th	2nd
Slugging %	.545	11th	2nd
Runs	434	11th	1st
Hits	526	12th	1st
Scoring	8.9	15th	1st
On-Base %	.421	22nd	3rd
Walks	270	22nd	5th
Home Runs	75	31st	4th

• Last season, Tech continued its legacy of powerful offense, finishing at or near the top of the ACC in a multitude of categories

GEORGIA TECH — 2024 NAT'L/ACC RANKS

Category	No.	D1 Rank	ACC Rank
Base on Balls	360	10th	3rd
On-Base Percentage	.420	17th	2nd
Batting Average	.305	29th	6th
Slugging Percentage	.516	30th	7th

• In 2023, Tech finished in the Top 15 in 5 offensive categories.

GEORGIA TECH — 2023 FINAL NAT'L/ACC RANKS

Category	No.	D1 Rank	ACC Rank
Doubles/Game	2.49	3rd	2nd
Average	.323	4th	2nd
Doubles	142	10th	2nd
Slugging percentage	.538	11th	1st
On-base percentage	.416	15th	3rd

• The last 4 years have seen GT's offense become its calling card.

GEORGIA TECH — 2022 FINAL NAT'L/ACC RANKS

Category	No.	D1 Rank	ACC Rank
Runs per game	9.4	3rd	1st
Average	.327	1st	1st
On-base percentage	.419	6th	2nd
Slugging percentage	.551	5th	2nd
Home runs	115	10th	3rd

• In 2023, Tech also set the program record for most triples in a single game on Feb. 17 vs. Miami (Ohio) with four.

• Tech also tied the program record for most doubles in a single game on March 14 vs. No. 18 Auburn with eight — hitting six in the third inning alone.

• Tech looked true to form in again being one of the top powerhouse offenses in the ACC on Opening Weekend last year, setting the school record for runs scored on Opening Day (21).

• Part of the season-opening onslaught was seven home runs for Tech, the most in a single game since 2009.

OFFENSE**STREAKS**

• The Jackets hold a number of hitting streaks heading into this weekend. The following players are either currently on or have had their career-long hitting streak in 2025

Active Hitting Streaks - GT Baseball

Name	Hit Streak	Since	Longest
Caleb Daniel	8 games	April 25	Same
Alex Hernandez	6 games	April 27	7
Kent Schmidt	3 games	May 4	16
Drew Rogers	3 games	May 4	4

Active On-Base Streaks - GT Baseball

Name	On Base Streak	Since	Longest
Caleb Daniel	15 games	April 12	17
Drew Burress	10 games	April 20	56
Carson Kerce	9 games	April 22	20
Drew Rogers	7 games	March 29	Same
Kent Schmidt	6 games	April 27	22
Alex Hernandez	6 games	April 27	17
Will Baker	6 games	April 27	Same

• Drew Burress held a 56 game on-base streak from April 28, 2024 - April 19, 2025 - the 5th longest on-base streak in program history.

• Kyle Lodise saw his career-long 47 game on-base streak snapped in his last game, at Auburn. He had held that streak for over a calendar year, April 6, 2024 - April 22, 2025.

• Nathan Waugh had an on-base streak lasting 50 games, including his first 8 games in White & Gold. He reached base in all 38 games of his senior season at Cornell in 2024.

Longest On-Base Streaks - GT Baseball History

Name	Started	Ended	Streak
Danny Payne	2006	2007	80
Scott Jordan	1984	1985	79
Jason Varitek	1993	1994	65
Mark Teixeira	2000	2001	58
Richard Lewis	2000	2001	56
<i>Drew Burress</i>	<i>April 28, 2024</i>	<i>April 19, 2025</i>	<i>56</i>

• Freshman Caleb Daniel has scored in seven straight games, tied for the longest streak of his career (also March 16-28).

This Midweek...**Wednesday Highlights - The Bats - GT 4 - Mercer 3**

- GT hit two home runs today, marking the third straight game with multiple home runs – the longest streak of the season.
- Freshman Will Baker hit another home run, connecting for a two-run shot in the second inning. It was his 6th homer of the year, his third in the past six games and second in as many games, marking the first time he has hit home runs in consecutive games.
- The Australian posted his sixth multi-RBI game of the season. It was the first time he has driven in multiple runs in consecutive games as a Yellow Jacket.
- Baker leads the team with three home runs over the current six-game winning streak, tied with Drew Burress.
- Freshman Drew Rogers extended his on-base streak to a career-best seven games with a no-doubt solo home run in the fifth inning.
- It was his fourth long ball of the season and first since Feb. 28, extending his hitting streak to three games, one shy of his career long.
- Tech freshmen have accounted for 30 HRs this season – led by 11 from Hernandez. GT had 32 homers from freshmen last

year, headlined by a freshman record 25 off the bat of Burress.

- Sophomore Carson Kerce came around to score twice, giving him 43 runs for the year and marking his 12th multi-run game of the year.
- Burress reached base for the 10th game in a row and 48th time out of 49 games this year after drawing a walk.
- Freshman Caleb Daniel extended his on-base streak to 15 games, the longest active streak on the team. He went 2-for-4 with a double, extending his hitting streak to a career-best eight games.
- He was thrown out trying to score from third on a ground ball, bringing his runs scored streak to a halt at seven games. It was the second time he has scored runs in seven straight games this season after also doing so back in March.
- Kyle Lodise made his mark on the defensive end, playing a part in both of GT's double plays and flashing the leather for each of the final two outs.

Tuesday Highlights - The Bats - GT 8 - Ga. Southern 5

- GT hit three home runs, marking the 11th time the team has combined for 3+ long balls this season and fourth in the last seven games.
- Freshman Alex Hernandez accounted for three RBI in the first four innings of the game, driving in Tech's first run with a would-be productive out turned reached-on-error in the first before connecting for a two-run home run in the fourth.
- It was his 11th home run of the season, the most among GT freshmen and tied for the third-most homers by a Power 4 freshman this season.
- It was his sixth game of the season with at least three RBI, tied with Kyle Lodise for the second most on the team, behind Drew Burress (nine).
- Freshman Will Baker stayed hot at the plate, connecting for a three-run blast in the five-run fourth inning. It was his 5th homer of the year and fourth in the last four weeks.
- The Australian posted his fifth multi-RBI game of the season and third game with at least three runs driven in, the 5th-most on the team.
- Baker leads the team with a .500 batting average over the current five-game winning streak.
- Tech freshmen have accounted for 28 HRs this season – led by 11 from Hernandez. GT had 32 homers from freshmen last year, headlined by 25 off the bat of Burress.
- Sophomore Carson Kerce showed his power once again, launching a solo home run to give Tech the lead, 3-2, in the bottom of the third.
- It was his fourth home run of the season and third in his last seven games. He was the last GT starter to hit a home run this season, doing so in the 32nd game of the year (April 8 vs. Auburn). Since then, he leads the team in home runs (four – tied with Baker) and extra base hits (eight, four 2Bs and four HRs).
- Sophomore Vahn Lackey matched his career-high for the fifth time this season with three hits tonight, going 3-for-5 with a double and a run scored.
- It was his team-leading 22nd multi-hit performance of the season, more than any Yellow Jacket not named Burress accomplished last year.

- Burress reached base for the ninth game in a row and 47th time out of 48 games this season, going 1-for-4 with a walk and 2 runs scored.
- He leads the team with 64 runs scored this season. There has not been a Jacket score 70+ in consecutive seasons since Richard Lewis in 2000 and 2001 – Burress scored 73 runs in 2024.
- Freshman Caleb Daniel extended his on-base streak to 14 games, the longest active streak on the team. He went 1-for-5 with a run scored, his 46th this season, the third most among Power 4 freshmen.
- He extended his hitting streak to a career-best seven games with a leadoff single in the second inning.
- Freshman Drew Rogers filled the box score, in one column, going 0-for-0 with a career-high three walks and a SAC bunt to put Baker in scoring position for the top of the order in the seventh inning.
- The effort extends his on-base streak to a career-best six games while keeping his hitting streak at two, since he never officially recorded an at-bat tonight.

- Sophomore Kent Schmidt drove in yet another run tonight, doing it the hard way with a bases loaded HBP. He has 35 RBI on the year and has driven in at least one in six of seven games since returning from an injury that forced him out of the lineup for 20 games from March 18-April 25.

Last Weekend Series...**Friday Highlights - The Bats - GT 13 - WCU 5**

- The Jackets scored five runs in the bottom of the third, the 17th inning of at least five runs this season – Tech is 15-1 when scoring five or more in an inning this season.
- Senior John Giesler put on a show in limited action, going 2-for-2 with a double and three RBI after three innings, he would leave the game to start the fourth with an illness.
- It was his 3rd multi-RBI game of the season, bringing his season total to 14.
- Sophomore Kent Schmidt extended his RBI streak to nine consecutive games with a 2-for-5 showing, driving in two RBI.
- He has driven in a run in all four games since returning from injury, despite not playing at 100 percent capacity.
- Freshman Alex Hernandez can claim the bragging rights in the three-way battle for team RBI leader after posting his 49th of the season tonight. He leads the team with Drew Burress (48) and Kyle Lodise (47) hot on his tail.
- Freshman Caleb Daniel extended his on-base streak to 11 games, the longest active streak on the team. He would go 3-for-5 with three singles and three runs scored out of the seven hole.
- It was his fourth 3+ hit game of the campaign, tied for the third-most on the team behind Lodise (6) and Burress (five).
- This was his sixth game with at least three runs scored this season, bringing his season total to 42, the fifth-most among Power 4 freshmen.
- Sophomore Carson Kerce became the first Yellow Jacket to go yard in May, launching a two-run blast to the opposite field in the eighth inning for two more insurance runs.
- It was his third HR of the season and second in the last four games as he surpasses his home run total from last season.
- Sophomore Vahn Lackey delivered his team-leading 21st multi-hit game of the season, going 2-for-4 with his first-career triple and two RBI.
- Junior Kyle Lodise drew a season-high three walks, coming around to score each time for his 7th three-run game of the year. He leads the team with 1.4 runs-per-game this season, the 2nd highest mark among Power 4 players.
- Sophomore Drew Burress reached base for the sixth game in a row and 44th time out of 45 games this season, going 1-for-4 with a walk and two runs scored.
- Freshman Will Baker came through with another RBI, putting him in a three-way tie for the 2nd most RBI on the team since the start of April, tied with Kerce and Burress at 14, one behind Lackey in the lead.

Saturday Highlights - The Bats - GT 4 - WCU 2

- Freshman Alex Hernandez put the Jackets in front with a two-run double in the sixth inning, scoring Lodise and Drew Burress. It was his 50th and 51st RBI of the season
- Freshman Caleb Daniel extended his on-base streak to 12 games, the longest active streak on the team. He would go 2-for-4 with a run scored.
- It was his third straight multi-hit game, the first time he has accomplished that, and his 15th multi-hit game of the year.
- Junior Kyle Lodise reached base with a hit-by-pitch in the sixth inning, stealing his third bag of the weekend before coming around to score on Hernandez' double, his 57th run of the year.
- Sophomore Drew Burress reached base for the seventh game in a row and 45th time out of 46 games this season,

drawing a walk in the sixth before scoring

- He leads the team with 60 runs scored, becoming the first Yellow Jacket to score 60+ runs in back-to-back seasons since Jeff Rowland and Derek Dietrich in 2009 & 2010.
- Freshman Will Baker added an insurance run in the seventh to make it a 4-1 game. He has either scored or driven in a run in each of his last three games.

Sunday Highlights - The Bats - GT 13 - WCU 0 (7)

- The Tech offense delivered 13 runs, its 21st double-digit scoring output of the season, Tech is 20-1 when scoring 10 or more in a game.
- This was GT's 11th mercy-rule win of the season, the most in program history.
- The Yellow Jackets have three players with 50+ RBI this season: Alex Hernandez (52), Drew Burress (51) and Kyle Lodise (50) for the first time in two years.
- Sophomore Drew Burress reached base for the eighth game in a row and 46th time out of 47 games this season, going 2-for-4 with a pair of home runs and a walk.
- It was his first multi-homer game of the season and sixth of his career as he now leads the team with 15 home runs this season.
- The homer makes Burress the 17th member of the 40-home run club over the course of Georgia Tech's history.
- He leads the team with 62 runs scored this season
- Freshman Caleb Daniel extended his on-base streak to 13 games, the longest active streak on the team. He went 2-for-4 with a solo home run and an RBI single run.
- It was his fourth straight multi-hit game, the first time he has accomplished that, and his 16th multi-hit game of the year.
- The homer was his 6th of the season, the fourth most on the team behind Burress, Lodise and Hernandez.
- Freshman Alex Hernandez got the scoring started with an RBI base knock in the first inning, his 52nd RBI of the year
- Freshman Drew Rogers got his first start in nearly two months, making it count with a 3-for-3 performance, recording his first-career triple and his first two doubles for a three extra-base-hit showing. He doubled his career extra-base hit tally after entering the game with three home runs to his name.
- This was his first-career three-hit game and his second multi-hit game in White & Gold.
- Junior Kyle Lodise delivered his 16th multi-RBI game of the season, going 1-for-4 with a two-RBI double and a walk. That brought his season RBI total to 50 – the first time he has reached 50 RBI in a season over his collegiate career after putting up 49 at Augusta University (DII) last season.
- He hit his 19th double of the year, tying him with Burress for the most on the team and the 2nd most among Power 4 players.
- Sophomore Kent Schmidt made his first start in the field since March 18th (25 games), starting at first base. He went 2-for-3 with a double, two RBI and two runs scored.
- It was his 13th double of the season, he is averaging 0.48 doubles per game, the most on the team and on track for 22 had he played in every game, that would lead all of Power 4 and be 5th most in Division I.
- Sophomore Vahn Lackey set a career high with three stolen bases today. He leads the team with 16 stolen bases this season (16/18 – 88.9 %), even more impressive when considering he is holding opponents to just a .636 stolen base percentage against him (21/33), including a 50% success rate since the start of April (8/16).
- Senior Nathan Vaughn pinch hit in the sixth inning, coming around to score his 12th run of the season, on senior day.

How the win streak started...

Sunday Highlights - The Bats - GT 7 - UVA 6 (10)

- After falling behind, 6-3 in the top of the seventh, the #CardiacJackets started the comeback. Freshman Will Baker launched a pinch-hit solo home run to cut the lead to two in the bottom of the seventh, followed by a two-run game-tying blast from Burress in the bottom of the ninth. After Mason Patel pitched his third scoreless inning in the top of the 10th, it was Kent Schmidt, who had missed the previous 20 games before the series with an injury, coming through with an opposite field blast in the bottom of the 10th to snap GT's seven-game losing skid with the second walk-off home run of the season.
- This was Tech's first extra-inning game of the season and second true walk-off home run – also Burress ODU (Feb. 16).
- It was GT's fourth walk-off hit of the season after Hernandez and Burress secured run-rule wins on March 2nd and April 12th
- GT has now won two games this season when trailing after eight innings, both coming in ACC play – other at Virginia Tech on March 9.
- The Jackets hit three home runs, marking the ninth time the team has combined for 3+ long balls this season - Tech is 7-2 in those games.
- Sophomore Kent Schmidt hit his first collegiate walk-off home run and 3rd HR of the year in the 10th inning, a solo shot to left field. It was his second RBI of the game and 4th of the series after a two-out RBI single in the sixth inning cut the deficit to 3-4.
- He has recorded RBI in all three games since returning from injury and eight straight appearances overall, dating back to March 11.
- This was his third game-winning RBI of the year, tied for the second most on the team behind five from Burress.
- Speaking of Burress, he launched his 13th HR of the season in the bottom of the ninth inning, driving in Kyle Lodise and tying the game, 6-6.
- It was his 38th career home run in White & Gold, giving him sole possession of 17th on the program's career home run leaderboard. He is four home runs shy of the Top 10 and 19 away from the program record (Jason Varitek – 57).
- Freshman Will Baker delivered his fourth home run of the year in the seventh inning, the first of four unanswered GT runs. It was a solo shot to right center.
- It was and his third home run of the month, tied with Vahn Lackey for the second-most on the team behind Burress (4).
- Baker finishes April with a team-high .625 slugging percentage, going off for three HR and 13 RBI – both 2nd on the team behind Burress (4 HR and 14 RBI).
- The Australian has delivered a team-high three-extra base hits when coming off the bench this season.
- Tech freshmen have accounted for 25 HRs this season – led by 10 from Alex Hernandez. GT had 32 homers from freshman last year, headlined by a freshman record 25 off the bat of Drew Burress.
- Freshman Caleb Daniel extended his on-base streak to 10 games with a 2-for-4 performance, scoring a run and drawing a walk as well. It was his 13th multi-hit game of the season, tied with Schmidt for the 6th most on the team.
- Sophomore Vahn Lackey delivered his 20th multi-hit game of the season (tied with Alex Hernandez for the most on the team), going 2-for-5 in the 5-hole.
- Freshman Alex Hernandez maintained pace, going 2-for-5 for his 20th multi-hit game of the year. He would drive in a run as well for his 48th RBI of the season – tied with Burress for the most on the team.
- Junior Kyle Lodise came around to score twice, including one of the two runs driven in on Burress' game tying blast in the ninth. It was his 16th multi-run game of the season.
- Freshman Connor Shouse made his sixth start of the season, and third in the field, making an impact defensively with a diving catch in right to help ignite the GT comeback.

JACKETS IN THE POLLS

WEEK	BA	USA	NCBWA	D1	PG
Preseason	-	rv	rv	-	-
Week 1	-	rv	rv	-	-
Week 2	-	rv	rv	-	-
Week 3	-	rv	rv	-	-
Week 4	-	rv	rv	-	-
Week 5	-	rv	rv	-	-
Week 6	-	25	rv	25	19
Week 7	-	22	rv	25	22
Week 8	20	18	21	18	15
Week 9	13	13	14	14	13
Week 10	25	22	rv	24	21
Week 11	-	rv	rv	-	-
Week 12	-	rv	rv	-	-

BA = Baseball America, USA = USA Today, NCBWA = NCBWA, D1= D1Baseball.com, PG = Perfect Game N/A = poll not out before release of notes rv = receiving votes

PITCHING

• Georgia Tech returns three pitchers with over 30 innings pitched last season: **Tate McKee** (sophomore, 47.0 IP), **Carson Ballard** (r-sophomore, 34.2 IP) and **Mason Patel** (graduate senior, 36.0 IP)

• The Jackets return seven arms in total from last year's squad: McKee, Ballard, Patel, **Riley Stanford**, **Jackson Sobel**, **Brett Barfield** and **Caden Gaudette**

• The Jackets are heading into the second season under pitching coach **Matt Taylor** and **Jason Richman** as director of pitching. And head coach Hall has said he believes this to be the year that Tech fans witness "the fruits of their labor" as the pitching staff looks to prove people wrong in 2025.

• A whopping 21 new arms are joining the staff for the 2025 season, featuring a solid mix of 14 freshmen and seven transfers.

Freshman Arms

Name	Hometown	PG State Ranking	PG National Ranking
Jackson Blakely	Thomaston, Ga.	87	---
Connor Chicoli	Raleigh N.C.	10	342
Joshua Evans	Lawrenceville, Ga.	27	256
Alex Hernandez	Cumming, Ga.	12	96
Ryan Johnson	Dallas, Ga.	46	462
Adam McKelvey	Roswell, Ga.	178	---
Cooper McMullen	Bonaire, Ga.	40	364
Thorpe Musci	Lilburn, Ga.	23	223
Cole Royer	Waynesville, Ga.	33	302
Connor Shouse	Jasper, Ga.	9	83

Transfers

• **Sam Swygert:** Grad Transfer RHP from The Citadel. Pitched in 18 games and made 12 starts last season, pitching a team-high 67.1 innings with a 5.75 ERA.

• **Caden Spivey:** Junior RHP from Notre Dame. Made 15 appearances with three starts and 27.2 innings of work while going 1-1 with an 8.46 ERA

• **Porter Buursema:** Sophomore RHP from Georgia Southern. Made six starts, pitching 12.2 innings with 14 strikeouts, a 5.68 ERA and a 1-0 record.

• **Jake Lankie:** R-Freshman RHP from Georgia. Redshirted last season. Rated as the No. 23 RHP out of Georgia in the class of 2023 Perfect Game rankings.

• **Jaylen Paden:** Graduate RHP from Georgia Southern. Has not pitched in a game since March 7, 2023 due to injury. Career 5.62 ERA over 107.1 innings from 2021-23.

• **Kayden Campbell:** Junior LHP from Louisville. Made 23 relief appearances last season, pitching 20.0 innings and striking out 22 with a 7.65 ERA

• **Brady Jones:** Junior RHP from Georgia State. Led the team with a 5-1 record last season, making 16 relief appearances and 1 start with a 7.32 ERA and 37 strikeouts over 39.1 innings. Most innings pitched out of GSU's bullpen last season.

Spinning From The Start

• The Georgia Tech pitching staff got off to a historically strong start in 2025 - holding its opponents to fewer than five runs in each of its first six games for the first time since 2002.

• The pitching staff allowed nine runs over the course of the series, a 10-run improvement after averaging 19 runs allowed over the previous three opening series sweeps (14 RA in 2024, 24 RA in 2023 and 19 RA in 2022).

• The Jacket pitchers struck out 40 in the opening weekend against Old Dominion – tied with 2022 for the most strikeouts through the first three games this century.

• In March, the Jackets allowed only three hits in back-to-back games against Georgia State (March 11) and Pitt (March 14) - the first time Tech has allowed 3 or fewer hits in back-to-back games since a doubleheader against Duke in 2012 (March 31st – 3 hits in game one / 2 hits in game two) – those games featured a complete game shutout from Buck Farmer and 4.1 innings from Luke Bard – both future major leaguers.

No PATEL-ing How Long This Will Last

• Senior RHP Mason Patel is simply put, the most effective pitcher in the ACC so far in 2025.

• He became the first Yellow Jacket pitcher this century to win each of his first six starts.

• He was awarded ACC Co-Pitcher of the week on Feb. 24 after dominating both Marshall and Georgia Southern to the tune of 8.1 innings with a 0.00 ERA, 11 strikeouts and a 2-0 record while only allowing four base runners.

• Patel becomes the first GT pitcher to earn pitcher of the week since Andy Archer (March 29, 2021).

• Patel's award-winning week got started on Wednesday, when he came out of the bullpen to start the third inning in Tech's road opener at Georgia Southern. Patel was perfect through 5.1 innings, retiring the first 16 batters he faced in order to quiet the Georgia Southern bats and allow for Tech to take the game, 5-3. He struck out a career-best nine batters in that appearance, which also goes down as his longest outing in White & Gold – Patel's longest since pitching 6.0 innings in a start against Brown for Georgia State back in 2023, all in only 50 pitches.

• He followed that with another gem of an outing on Sunday against Marshall, entering the game with runners on second and third and nobody out in the fifth inning, working around a hit-by-pitch to keep the Thundering Herd off the board with yet another scoreless inning. He would pitch two more scoreless to earn the victory, leaving after the 7th inning with the Jackets in front, 10-3.

• Patel's efforts bolstered a resurgent GT bullpen in 2025. The Tech bullpen struck out 54 batter while holding opponents to a .180 average – the best numbers by a Tech bullpen through seven games since at least the turn of the century.

• In his third appearance of the season, Patel entered in the sixth inning - retiring the first batter he saw to get Tech into the 7th inning and earning the win and improving to 3-0 – becoming the first Yellow Jacket pitcher to be 3-0 after only nine games since Xzavion Curry in 2018.

• Patel was first out of the bullpen vs. KSU, working a pair of flyouts to get Tech out of the second inning before striking out two around a couple of hits in the third and adding another K in the fourth around a two-out walk for 2.2 scoreless innings

• He would get credit for the win, improving to 4-0 on the season and becoming the first Yellow Jacket to earn the win in each of his first four appearances since Mark Pope in 2011.

• **Patel** came out of the bullpen in the 5th inning of the series opener at VT and continued his unconscious season, pitching 4.2 innings without allowing a hit.

• Patel allowed only three base runners (one walk, one HBP, one ROE) and retiring 7 straight during the middle innings.

• He would get credit for the win, becoming the first Yellow Jacket to earn a win in each of his first five appearances since Kyle Bakker in 2002.

• **Patel** slammed the door yet again in Tech's last game (vs.

GSU) pitching the final 3.0 innings and allowing only one base runner to secure his sixth victory in as many appearances, still without allowing a run.

- He came in to pitch the final three innings of the Saturday win against Pitt, earning his first save of the season. He gave up his first run of the year in the seventh inning, bringing his scoreless streak to an end at 22.2 innings to begin the year — the best by any Tech pitcher this century.

- Patel came out on Saturday at Virginia Tech, pitching a career-best 6.2 innings - the longest outing of any Yellow Jacket at that point — while striking out seven and throwing only 73 pitches.

- He entered the game at Notre Dame (March 22) in the third inning, coming in with the bases loaded, one out and a two-run lead (5-3). He proceeded to get a three-pitch strikeout before inducing an inning ending groundout to escape the jam and set the tone for what would be yet another dominant outing.

- He gave up one earned run on a solo homer, just his second earned run allowed over 29.2 innings of work.

- He is the only GT pitcher in the 21st century to earn a part of the decision in a each of his first eight appearances (seven wins, one save).

- Patel took the reins for the final four innings on Friday vs. Clemson, allowing a pair of home runs for a total of three earned runs allowed while striking out four.

- He got saddled with the tough-luck loss, dropping his season record to 7-1 with a save over nine appearances.

- **Patel** showed why he was a consensus midseason 1st Team All-American, pitching the final 4.1 innings on Friday with five strikeouts and only one run allowed, off a SAC fly following a leadoff triple in which the Tech fielder missed a diving catch to allow for extra bases.

- **Patel** earned the win, his NCAA leading eighth win of the season, improving to 8-1 with a save.

- He would collect a pair of saves over two appearances in GT's sweep over Cal (April 11 & 13).

- In his first appearance, on Friday, he pitched the final 3.1 innings to collect his second save of the season while recording his 40th K of the season, his first 40 K season in college.

- He followed that with a pitching clinic on Sunday, needing only 13 pitches to collect the final six outs of the game and his second save of the weekend.

- Against UVA, he bounced back after a three-run outing on Friday, pitching 3.0 scoreless innings in the 8th, 9th and 10th against Virginia, earning his Power 4 leading 9th win of the season.

- It was his fifth outing of at least three innings in which he hasn't allowed more than one base hit this season as he proves why he was one of only nine relievers in the nation listed on both the National Pitcher of the Year and Stopper of the Year midseason watch lists.

- Last weekend, after graduating from Georgia Tech on Friday morning, Patel pitched the final three innings, allowing only one run and striking out four to collect his team-leading fourth save of the season against Western Carolina.

- He emerged for the ninth inning last night against Georgia Southern, collecting the final three outs for his 5th save of the year.

- Patel is the only pitcher in Division I with at least 8 wins and at least 4 saves and has set career highs this season in innings pitched (53.1), strikeouts (51), wins (9) and saves (5).

GEORGIA TECH PITCHING — 2025 NAT'L/ACC RANKS

Category	No.	D1 Rank	ACC Rank
Ks/9 innings	9.8	26th	6th
ERA	4.36	39th	3rd
K/BB Ratio	2.35	47th	6th
WHIP	1.40	52nd	7th

LAST WEEK...

Wed. Highlights - The Arms - GT 4 - Mercer 3

- Freshman Connor Chicoli, simply put, made the best start by any Yellow Jacket this season. He pitched 7.2 innings, the longest of any Tech pitcher this season, struck out a career-high four batters and earned his first-career quality start & win.

- Chicoli was remarkably efficient, facing the minimum through three innings, thanks to pair of double play balls turned by the Tech defense. By the end of his outing, he had thrown just 92 pitches to get his 23 outs, doing all of this without allowing a free base in any form.

- It was his first win of the year in his fourth start, and first start since March 11, improving his record to 1-0 while lowering his ERA to 4.05 for the season.

- R-freshman Jackson Blakely got the Jackets out of the eighth with the lead in hand, he would get the first out of the ninth before exiting after allowing a solo homer, pitching 0.2 innings when all was said and done.

- Freshman Alex Hernandez became the first underclassmen pitcher in Division I to record a second save while also hitting for double-digit home runs. He would record the final two outs of the game.

- It was his second save of the season and his second appearance in the last three games.

- He played the first 8.1 innings in right field, where he recorded one putout while going 1-for-4 at the dish, extending his hitting streak to six games in the process.

Tues. Highlights - The Arms - GT 8 - GaSo 5

- Carson Ballard made his 1st start of the season and 7th as a Jacket. He pitched 2.0 innings and struck out three while allowing a pair of solo home runs.

- Kayden Campbell enjoyed his best outing of the season, pitching a career-long 3.0 scoreless innings while striking out three. It was only his fourth outing of more than one inning all season.

- His effort was enough to get the W, improving his record to 2-0 and lowering his ERA back under 3.00 (2.45).

- Campbell's 2.45 ERA is second best on the team among those with more than two appearances, behind only Jaylen Paden (2.25).

- Mason Patel came in to close out the game in the ninth, facing four batters to collect three outs and earn his 5th save of the season.

- He struck out 2 batters, bringing his season tally to 51, the 1st time he has ever recorded 50 Ks in a season & the 1st Tech pitcher to reach 50 Ks without starting a game since Zach Maxwell in 2021 — currently playing for the Cincinnati Reds' AAA affiliate, the Louisville Bats.

- Patel has played a part in the end result in 15 of his 17 appearances this year, with a 9-1 record with 5 saves.

Friday Highlights - The Arms - GT 13 - WCU 5

- Tate McKee made his 12th straight Friday night start, working around some trouble but still pitching 5.0 innings and securing four strikeouts.

- He set a new career high for strikeouts in a season, now with a team-high 65.

- McKee got back into the win column, bringing his record to 6-2, the best among Tech starters this season. Those six wins are tied for the most by a Tech starter since 2019 when Amos Willingham (eight) and Connor Thomas (nine) both won more — both pitchers have since made their MLB debuts.

- Caden Spivey was back in his bag, coming out of the bullpen with 2.0 scoreless innings while allowing only one hit and striking out two.

- He has held opponents off the board in 6 of his 7 relief appearances this year with a 1.26 ERA out of the pen.

- Jackson Blakely allowed his first collegiate run in the eighth inning while also recording his first-collegiate strikeout. He has pitched 3.0 innings since recovering from Tommy John surgery that forced him to miss all of the 2024 season and the first part of 2025.

- Connor Shouse made his second appearance on the bump this season, collecting the final three outs after starting the first eight innings in right field. He would record a pair of strikeouts, giving him four over 3.0 innings of work.

Saturday Highlights - The Arms - GT 4 - WCU 2

- Junior Brady Jones made his 12th straight Saturday start, pitching 6.0 innings with a career-high nine strikeouts, allowing only four hits and one earned run.

- Jones becomes the second GT pitcher to reach 60 strikeouts, joining Tate McKee (65).

- He lowers his ERA to 4.33 this season and takes over

the team lead with three quality starts, all coming in his last four games.

- The effort sent him back to the W column, with a 5-2 record.

- Senior Mason Patel pitched the final three innings, allowing only one run and striking out four to collect his team-leading fourth save of the season.

- He graduated from Georgia Tech with a degree in Applied Languages (Spanish) earlier in the weekend.

Sunday Highlights - The Arms - GT 13 - WCU 0 (7)

- This was the first shutout of the season for Tech and its first since Georgia State last season (Feb. 27). The Jackets allowed only two hits, the fewest since a one-hit showing against Miami last year (April 28).

- The Georgia Tech bullpen pitched two scoreless innings, bringing their season ERA to 3.96, the lowest in 11 seasons (since 2014).

- The Georgia Tech starting pitcher was credited with a win in all three games this weekend, marking the first time that's happened over a three-game series since 2020 vs. Ohio State.

- The pitching staff struck out 9 batters today, marking the 35th time this season that the pitchers have struck out at least one-per-inning pitched (74.5 percent).

- Jaylen Paden made his third start of the season and second consecutive Sunday start, dominating the WCU bats to the tune of 5.0 IP, two hits, one walk, one hit batter and a season high eight strikeouts on 71 pitches.

- He has thrown 5.0 innings in each of his Sunday starts this season, joining Caden Spivey as the only Tech pitchers to string together consecutive Sunday outings of at least 5.0 innings.

- He allowed only four base runners all game, the fewest in an outing of at least five innings since going 6.0 innings with four base runners against William & Mary on March 12, 2022 as a member of Georgia Southern, prior to transferring to GT.

- Paden brings his strikeout total to 42 on the year, joining Tate McKee (65), Brady Jones (60) and Mason Patel (49) in the 40 K club for this season.

- He lowers his ERA to 2.25 this season, the lowest on the team among pitchers with at least 5.0 innings pitched.

- The effort sent him back to the win column, giving him a 5-1 record over 11 appearances and three starts.

- Porter Buursema pitched 1.1 innings out of the bullpen, recording one strikeout and making his first-career putout on a 99-mph comebacker that he snagged in the 6th inning.

- He has allowed only 1 earned run over 3.0 innings since returning from an injury that put him on the shelf for March.

- Hernandez returned to the mound for the first time since starting a midweek against Gardner-Webb (March 18). He recorded the final two outs of the game to bring his season total to 6.2 innings. The freshman is the only underclassmen in the nation to record a save and 10 or more HRs across Division I this season, landing him on the John Olerud Two-Way Player of the Year Award Midseason Watch List.

Jacket Arms - ERA under 4.00

Name	Innings Pitched	Class	ERA
Connor Shouse*	3.0	Fr.	0.00
Jaylen Paden	32.0	Sr.	2.25
Kayden Campbell	14.2	Jr.	2.45
Mason Patel	53.1	Sr.	2.70
Cooper McMullen	7.1	Fr.	3.68

* injury kept him from pitching earlier in the season

* Missed last season and most of 2025 recovering from Tommy John

Jacket Arms - K/9 over 10.0 (minimum 6 IP)

Name	Innings Pitched	Class	K/9
Caden Gaudette	13.0	R-So	13.85
Kayden Campbell	14.2	Jr.	13.31
Cole Royer	6.2	Fr.	13.06
Jaylen Paden	32.0	Sr.	11.81
Riley Stanford	24.2	R-So	10.79
Jake Lankie	10.1	Fr	10.45
Brady Jones	52.0	Jr.	10.38

MISCELLANEOUS

Jim Poole Number - John Giesler

Georgia Tech baseball continues the legacy of former Yellow Jacket standout and Major League Baseball relief pitcher Jim Poole, who passed away from ALS in October of 2023, by designating a student-athlete each year to wear his No. 21 jersey. The student-athlete selected must exemplify Poole's characteristics both on and off the field.

This year, senior infielder John Giesler becomes the third Yellow Jacket to earn the honor, continuing the tradition begun by Jack Rubenstein in 2023 and Ben King last season.

"I am excited that John Giesler will wear number 21 this year," Head Coach Danny Hall said. "Jim Poole was part of an era in Georgia Tech Baseball that established us as a national power. Jim's prowess on the mound and in the classroom set the bar high for future Yellow Jacket players and teams. John exemplifies those same character traits of excellence on the field and in the classroom. As a two-time Captain he is the ultimate "Tech Man" to honor Jim's legacy."

Giesler, a sixth-year senior from Marietta, Ga. (Walton HS) will wear No. 21, having shown a longstanding commitment to Poole's ideals – self-determination, a strong academic work ethic, and high moral fiber on and off the field. Giesler is a five-time member of the ACC Academic Honor Roll, a two-time academic all-district honoree and earned Academic All-America (3rd Team) in 2023. He is currently pursuing a master's degree in real estate development.

On the diamond, Giesler is entering his second season as team captain. He is a career .308 hitter for the Yellow Jackets and set career highs in doubles (17), home runs (10) and RBI (43) last season while delivering a .990 fielding percentage in 41 games in the corner infield. He will be a key piece of the Jackets' offense again in 2025 as Tech strives for its 36th NCAA Regional berth and fifth in Giesler's career in White and Gold.

"Simply put, this is the greatest honor I have ever been given," Giesler said. "From knowing Jim and knowing who he was as a person, I don't feel deserving but I am incredibly honored. I will do everything I can this year to wear this number with respect and honor him and his family the best I can."

ABOUT JIM POOLE

Poole arrived on The Flats in 1985 and had an immediate impact, as Georgia Tech baseball would win the first of four-straight ACC Tournament Championships. During his four years, he pitched in 120 games and struck out 263 batters in 188 innings. He still ranks first in the Tech record book with 22 career saves, including 10 as a junior and nine as a senior. He was named all-ACC his last two seasons. Poole would be enshrined into the Georgia Tech Sports Hall of Fame just nine years later in 1997.

A stellar worker in the classroom, Poole elected not to turn professional after being selected in the 34th round of the 1987 MLB Draft by the LA Dodgers, and returned to Georgia Tech for his senior year, recording a 2.03 ERA and 113 strikeouts in only 71 innings. Once again, the LA Dodgers would call his name in the 1988 MLB Draft, this time taking him in the ninth round. He would return to

graduate from the Institute with a degree in electrical engineering in 1990.

Poole played 11 years in the major leagues, predominantly with the Baltimore Orioles, Cleveland Indians, and San Francisco Giants. In 431 games played, he finished with 22 victories and a 4.31 ERA, as well as 256 strikeouts and four saves. He helped pitch Cleveland to two American League Championship Series (1995, 1998), making it to the 1995 World Series where he would face the Atlanta Braves.

Following his retirement at the end of the 2000 season, Poole returned to Georgia Tech to join the Alexander-Tharpe Fund as a fundraiser and supporter of the baseball program. He then began serving as the pitching coach at Johns Creek High School in 2010, teaching many young men about pitching mechanics, while also conveying his personal pitching philosophy.

He later joined the business world as a Personal Wealth Advisor for the Baseball Division of BIP Wealth.

After being diagnosed with ALS in 2021, Poole worked tirelessly to raise awareness for the disease. In addition to serving on MLB ALS boards, he also worked with Georgia Tech, who together hosted an ALS Awareness Day during the 2022 baseball season, with Tech wearing Jim Poole shirts and both teams wearing honorary wristbands. Professional players also wore the shirt. Tech later designated the number 21 each year to be worn by a student-athlete who exemplify Poole's ideals – self-determination, a strong academic work ethic, and high moral fiber on and off the field.

Every 90 minutes, someone is diagnosed with ALS, or Lou Gehrig's disease, with an estimated 30,000 people living with ALS in the United States at any given time. Primarily affecting people between the ages of 40 and 70, ALS is a progressive neurodegenerative disease that affects nerve cells in the brain and the spinal cord. There is no known cure.

For more information about ALS, visit www.ALS.org.

CAREER WALK-OFF HITS

Player (Date)	Play	Inning	Final
Parker Brosius (3/8/24 vs. YSU)	2-RBI double	8th	15-5
Parker Brosius (4/2/24 vs. Presbyterian)	RBI bunt single	7th	9-8
John Giesler (4/23/24 vs. KSU)	2-run HR	7th	13-2
Drew Burress (2/15/25 vs. ODU)	Grand Slam	9th	7-3
Alex Hernandez (3/2/25 vs. WMU)	2-run HR	7th	13-3
Drew Burress (4/12/25 vs. Cal)	RB Single	8th	15-5
Kent Schmidt (4/27/25 vs. UVA)	Solo HR	10th	7-7

GAME-WINNING PLAYS

Game-winning plays are ones that give Tech the lead or break a tie en route to win

Game	Play	Inning	Final
vs. ODU	Waugh RBI single	8th	3-2
vs. ODU	Burress Grand Slam	9th	7-3
vs. ODU	Waugh RBI single	7th	7-4
at GASO	Hernandez RBI groundout	3rd	5-3
vs. Marshall	Burress 2-run HR	1st	12-1 (7)
vs. Marshall	Daniel scores on error	2nd	11-6
vs. UWG	Schmidt 2-run HR	6th	16-7
vs. WMU	Burress 2-run HR	1st	16-4
vs. WMU	Kerce RBI double	2nd	14-1 (7)
vs. WMU	Wild Pitch Scores Brosius	2nd	13-3(7)
vs. KSU	Lodise 2-run HR	3rd	11-4
at VT	Hernandez RBI single	9th	4-3
at VT	Daniel RBI double	9th	8-6
vs. GSU	Schmidt RBI single	7th	4-2
vs. Pitt	Kerce RBI single	2nd	10-1
vs. Pitt	Schmidt scored on an error	1st	11-1 (7)
vs. GWU	Hernandez 2-RBI single	1st	14-6
at ND	Lodise Solo HR	1st	18-7 (8)
at ND	Kerce RBI Double	2nd	9-5
at ND	Baker RBI Single	7th	10-2
at KSU	Brosius RBI Single	2nd	15-4
vs CU	Lodise 3-run HR	2nd	18-2 (7)
vs MER	Daniel 2 RBI Double	1st	21-5(7)
at Stan	Neises 2 RBI Double	5th	8-6
at Stan	Burress Solo HR	8th	10-3
at Stan	Daniel SAC fly	1st	18-2 (7)
vs. Cal	Baker 3-run HR	2nd	8-5
vs. Cal	Lackey Solo HR	1st	15-5 (8)
vs. Cal	Burress RBI single	7th	4-3
vs. UVA	<i>Schmidt solo HR</i>	10th	7-6(10)
vs WCU	Lackey SAC fly	3rd	13-5
vs WCU	Hernandez 2 RBI Double	6th	4-2
vs WCU	Hernandez RBI single	1st	13-0
vs.GASO	Kerce Solo HR	3rd	8-5
at MER	Baker 2-run HR	2nd	4-3

Italics indicates Walk-Off hit

GAME-WINNING RBI LEADERS

Player	2025	Career at GT
Drew Burress	5	11
Alex Hernandez	5	5
Parker Brosius	1	5
John Giesler	0	5
Carson Kerce	4	4
Kent Schmidt	3	3
Kyle Lodise	3	3
Caleb Daniel	3	3
Will Baker	3	3
Vahn Lackey	2	2
Nathan Waugh	2	2
Tyler Neises	1	1

MISCELLANEOUS

ATOP THE CONFERENCE

- Georgia Tech baseball ranks among the most prolific winners in ACC history.

MOST ACC TOURNAMENT TITLES, SINCE 2000

	Titles	Years
Florida State	6	2002, 2004, 2010, 2015, 2017, 2018
Georgia Tech	5	2000, 2003, 2005, 2012, 2014
North Carolina	4	2007, 2013, 2019, 2022
Clemson	3	2006, 2016, 2023
Duke	2	2021, 2024
Virginia	2	2009, 2011

MOST ACC REGULAR-SEASON, DIVISIONAL TITLES SINCE 1994

	Titles	Regular-Season Years (Divisional)
Florida State	14	1996, 1998, 1999, 2001, 2002, 2003 (2007, 2008, 2009, 2010*, 2011, 2012, 2013, 2014)
North Carolina	8	(2006, 2007, 2009, 2012, 2013, 2017, 2018, 2024)
Georgia Tech	7	1997, 2000, 2004, 2005 (2011, 2019, 2021)
Clemson	6	1994, 1995 (2006, 2010*, 2018, 2024)
Louisville	5	(2015, 2016, 2017, 2019, 2022)
Miami	4	(2008, 2014, 2015, 2016)

GEORGIA TECH'S MOST COMMON OPPONENTS

	Games	First Meeting	Series Record
Georgia	390	1898	UGA leads 220-168-2
Auburn	248	1897	AU leads 130-113-5
Clemson	245	1902	CU leads 123-119-3
Mercer	178	1897	GT leads 120-58
North Carolina	158	1901	GT leads 83-75
Virginia	153	1924	GT leads 81-70-2
Ga. Southern	143	1947	GT leads 111-32
NC State	143	1921	GT leads 81-62
Duke	142	1903	GT leads 101-41
Wake Forest	123	1898	GT leads 76-46-1

- The Jackets will face their top four most common opponents again in 2025 but will not play North Carolina, NC State or Wake Forest in the regular season.

- Tech extended its winning streak against Georgia Southern to six games in a row, dating back to 2022, with a 5-3 win in Statesboro on Feb. 18, 2025 - featuring 5.1 perfect innings from **Mason Patel** along with back-to-back home runs from **Kyle Lodise** and **Drew Burress**.

- GT set a new record when it hung 21-runs on Mercer - the most in the 177 game history of the series

- The Jackets faced Stanford for the first time in program history, becoming the first team from east of the Rocky Mountains to sweep a three-game series, at Stanford, in the history of Stanford baseball (since 1892).



2025 ACC PRESEASON POLL

1. Virginia (13)	251
2. Florida State (2)	230
3. North Carolina	217
4. Clemson (1)	214
5. Duke	182
6. Wake Forest	171
7. NC State	168
8. Stanford	143
9. Louisville	128
10. Georgia Tech	113
11. Miami	87
12. Virginia Tech	85
13. California	60
14 Pitt	52
15. Notre Dame	44
16. Boston College	31

2025 ACC STANDINGS - WEEK 12

School	ACC	Overall
Florida State	14-7	34-10
North Carolina	16-9	37-10
Georgia Tech	15-9	35-14
NC State	15-9	31-16
Miami	14-9	30-18
Clemson	14-10	37-13
Duke	14-10	33-15
Louisville	13-11	33-15
Virginia	11-10	27-16
Wake Forest	12-12	32-16
Notre Dame	12-15	26-19
Virginia Tech	11-16	27-22
Pitt	9-15	25-21
Boston College	10-17	23-26
Stanford	9-18	24-21
California	6-18	19-27

2025 HONORS

DREW BURRESS

Preseason 1st Team All-American (D1 Baseball)
 Preseason 1st Team All-American (NCBWA)
 Golden Spikes Award (Watch List)
 Preseason ACC Player of the Year (D1 Baseball)
 No. 1 Sophomore in College Baseball (Perfect Game)
 ACC Player of the Week - March 17
 Golden Spikes Award (Midseason Watch List)
 Midseason 1st Team All-American (D1 Baseball)
 Midseason 1st Team All-American (Perfect Game)

MASON PATEL

ACC Co-Pitcher of the Week - Feb. 24
 Midseason 1st Team All-American (D1 Baseball)
 Midseason 1st Team All-American (Perfect Game)
 Pitcher of the Year Watch List
 Stopper of the Year Watch List

KYLE LODISE

Midseason 2nd Team All-American (Perfect Game)
 Brooks Wallace Award Watch List

ALEX HERNANDEZ

Midseason 1st Team Freshman All-American (Perfect Game)
 John Olerud Two-Way Player of the Year Award Watch List

2025 ACC TOURNAMENT

Beginning this spring with the 2025 ACC Baseball Championship in Durham, North Carolina, all 16 teams in the ACC will compete in a single-elimination championship. The championship will remain six days as it has in previous years, running from Tuesday, May 20, through Sunday, May 25, 2025, from Durham Bulls Athletic Park.

"There's once again tremendous excitement surrounding ACC Baseball and today's announcement will bring an improved championship experience for our student-athletes, coaches, and fans alike," stated ACC Commissioner Jim Phillips Ph.D. "Nationally, the ACC is once again well-represented in the preseason polls and award lists. After what we know will be a highly competitive regular season, we look forward to showcasing all 16 baseball teams in Durham this May."

Since 2006, the ACC Baseball Championship has been played in a pool play or round-robin style format. The tournament last expanded its field size in 2017, moving from 10 to 12 teams.

Under the new format, the top four seeds in the championship will be based off the performance in the regular season and will receive a double-bye into the quarterfinal round, which is scheduled to be held on Thursday and Friday. Seeds five through eight will earn a bye into Wednesday's second round. Seeds 9-16 will begin play with four first round games on Tuesday.

2025 MLB #PROJACKETS

Joey Bart, C	Pirates
Justyn-Henry Malloy, OF	Tigers
Brant Hurter, RHP	Tigers
Kyle McCann, C	Athletics
Connor Thomas, LHP	Brewers
Kristian Campbell, INF	Red Sox
Chandler Simpson, OF	Rays

LET'S BRAG ABOUT BURRESS

"Burress is as big a star as you'll find in college baseball, the reigning D1Baseball Freshman of the Year and a 2024 first-team All-American after hitting .381/.512/.821 with 25 homers. He's a no-brainer first-team preseason All-American as a sophomore, and our preseason pick for ACC Player of the Year."

– **D1Baseball**

- In 2024, Drew Burress established himself as one of the best hitters in college baseball and one of the most exciting prospects to watch leading up to the 2026 draft. If he can continue his historic run through the ranks of NCAA Baseball, every MLB front office will be begging for Burress to become the next face of the franchise.

- Burress hit 25 home runs last season, one shy of the Georgia Tech program record (set by Kevin Parada in 2022) and two shy of the NCAA freshman home run record set by Tommy White (NC State) in 2022 as well.

"If he continues to crush the ball at anything mirroring his current rate, he could follow in [Dylan] Crews' footsteps and reach his high ceiling when he's eligible for the 2026 Draft."

– **Jesus Cano, MLB.com**

- Burress can claim to have an unofficial piece of the GT home run record since he hit a home run against Georgia that would ultimately not be recorded officially after the game was ended due to rain.

- Last year, Burress became the 1st Yellow Jacket to ever slug over .800 with at least 200 at bats. His .821 slugging percentage led all Division I freshman and 6th overall among those with 200+ ABs.

- Not only did Burress turn heads with his bat but he also set the Georgia Tech record for the most assists by an outfielder in a single season, gunning down 10 runners from his spot in center field.

"He has thunderous bat speed and does a nice job creating leverage in his swing, and shows off plus power, especially to the pull side."

– **Peter Flaherty, Baseball America**

- This season, Burress has placed an emphasis on showing off his base running. After stealing 8 bags on 10 attempts last year, Burress feels that his speed isn't getting enough attention & looks to amend that in 2025.

- He became the fastest Yellow Jacket in program history to reach 30 career home runs – doing so in just 73 games, a full 20 games faster than the previous record holder, Kevin Parada and faster than legendary Tech sluggers such as Jason Varitek, Mark Teixeira and Nomar Garciaparra

"From Day 1, you never thought he was a freshman. He's a very mature kid. He doesn't mix any words about it. He wants to be a first-round pick. He wants to be the best player in the country. That's what drives him. That's his passion. He is one of those guys that makes everybody around him better. Every day."

– **Danny Hall, ABCA Hall of Famer**

GEORGIA TECH'S TRIPLE CROWN WINNERS

Year	Player	HR	RBI	AVG
1958	Earl Moore	4	15	.287
1959	Roger Kaiser	4	32	.373
1960	George Inman	7	24	.360
1968	Ted Tomasovich	5	38	.381
1975	Frank Turner	2	30	.376
1991	Andy Bruce	22*	96*	.345
1992	Jason Varitek*	11	52	.406*
1993	Jason Varitek	22*	72	.404
1994	Jay Payton	20	102*	.434*
1997	Mark Fischer	24*	98	.354
1999	Mark Teixeira	13	65	.387
2016	Matt Gonzalez	11	54	.378
2024	Drew Burress	25	67	.381

* denotes is/was school record

italics indicates member of College Baseball Hall of Fame

ACTIVE NCAA D1 CAREER SLUGGING % LEADERS

Rank	Player	School	Class	Slug %
1	Drew Burress	Georgia Tech	Soph.	.752
2	John Bay	Austin Peay	Sr.	.724
3	Cooper Torres	ETSU	Sr.	.718
4	Grant Jay	Dallas Baptist	Jr.	.708
5	Dalton Beck	LSU	Sr.	.705
6	Mason Neville	Oregon	Jr.	.704
6	Cider Canon	Davidson	Soph.	.704
8	Daniel Cuvet	Miami (Fla.)	Soph.	.702
9	Nolan Schubart	Oklahoma St.	Jr.	.695
10	Kaleb Freeman	Georgia St.	Sr.	.692

* minimum of 200 career ABs

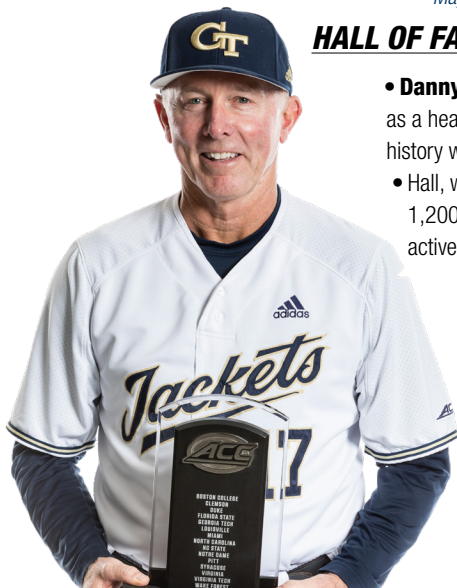
ACTIVE NCAA CAREER SLUGGING % LEADERS - All Divisions

Rank	Player	School	Div.	Slug %
1	Mackenzie Wainwright	Lenoir-Rhyne	2	.879
2	Adam Paniagua	Regis (Colo.)	2	.850
3	Kolby Felix	Colorado Mesa	2	.789
3	Jesse Velders	MSU Denver	2	.789
5	Adam Cootway	Wisc-Whitewater	3	.794
6	Brevin McCool	Lubbock Christian	2	.783
7	Noah Blythe	Hawaii - Pacific	2	.779
8	Andrew Graham	MSU Denver	2	.772
9	Andrew Mazzone	Claremont-M-S	3	.766
10	Cam Yuran	MSU Denver	2	.761
11	Liam Daly	Purchase	3	.761
12	Phil Carter	Adams St.	2	.760
13	Drew Burress	Georgia Tech	1	.752

* minimum of 200 career ABs

2025 RECORD BREAKDOWN

	ACC	Overall
Overall	15-9	35-14
Home	7-5	24-8
Road	7-4	11-5
Neutral	0-0	0-1
Day Games	12-5	24-7
Night Games (6 p.m. or later)	3-4	11-7
Yellow Jackets Score First	11-2	22-3
Opponent Scores First	4-7	12-11
Yellow Jackets Score in 1st inning	7-4	18-5
Walk-off Victories	1-0	3-0
As a Ranked Team (All Polls)	8-7	10-10
Vs. Ranked Team (All Polls)	1-2	1-5
Vs. LHP (starter)	4-4	14-5
Vs. RHP (starter)	11-5	21-9
Yellow Jacket Starter 6+ IP	2-2	4-2
Yellow Jacket Starter 7+ IP	0-1	1-1
Yellow Jacket Starter 8+ IP	0-0	0-0
Hitting A Home Run	10-6	28-8
Not Hitting A Home Run	5-3	7-6
Out Hit Opponent	13-0	30-2
Get Out Hit By Opponent	2-7	5-10
Equal Number of Hits	0-2	0-2
February	0-0	8-2
March	8-4	14-4
April	7-5	8-8
May	0-0	5-0
June	0-0	0-0
Monday	0-0	0-1
Tuesday	0-0	6-3
Wednesday	0-0	3-0
Thursday	0-0	0-0
Friday	5-3	9-3
Saturday	6-4	8-5
Sunday	5-2	9-2
One-Run Games	3-2	5-4
Two-Run Games	2-3	5-4
Three-Run Games	1-2	3-3
Four+ Run Games	9-2	22-3
Leading After 6	10-0	27-3
Trailing After 6	2-8	3-10
Tied After 6	3-1	5-1
Leading After 7	9-0	23-2
Trailing After 7	2-8	3-11
Tied After 7	2-1	2-1
Leading After 8	8-1	21-1
Trailing After 8	2-8	3-13
Tied After 8	1-0	1-0
Shutouts	0-1	1-1
Extra Innings	1-0	1-0
Score 0-5 Runs	2-6	7-9
Score 6-9 Runs	5-2	8-4
Score 10+ Runs	8-1	20-1
Allow 0-5 Runs	11-2	28-5
Allow 6+ Runs	4-7	7-9
Commit 0 Errors	4-2	11-6
Commit 1 Error	6-3	13-4
Commit 2+ Errors	5-4	11-4

HALL OF FAME COACH

- **Danny Hall** is in his 32nd season at Georgia Tech and his 38th overall as a head coach in 2025. He is the winningest baseball coach in Tech history with 1,236 wins.
- Hall, who won his 1,400th career game on April 14, 2024 and his 1,200th win at Georgia Tech on May 12, 2024, stands second among active Division I coaches in career victories entering the 2025 season.
- Prior to the 2024 season, Hall was named to the ABCA Hall of Fame.
 - In his career – both as an assistant and head coach – Hall has been part of over 1,600 victories and seven trips to the College World Series.
 - Hall has led Tech to the NCAA Tournament on 22 occasions and guided the Jackets to the NCAA College World Series in 1994, 2002 and 2006 -- the program's only three berths.
 - He announced on March 27th that 2025 will be his final year on The Flats. Closing the book on one of the greatest careers in college baseball history

HALL BY THE NUMBERS

1,446	Career wins as a head coach
1,238	Wins at Georgia Tech
163	Total draft picks coached at Tech
144	All-ACC honors
121	All-American selections by 46 GT players
52	Tech's school record for wins set in 2002
29	Freshman all-Americans
22	NCAA Regional appearances at Tech
18	Top-two ACC offensive finishes
19	Academic all-America honors by GT players
15	Yellow Jackets drafted in the first round
7	ACC regular season/division titles ('97, '00, '04, '05, '11, '19, '21)
6	NCAA Super Regional appearances at Tech
5	ACC tournament titles (2000, 2003, 2005, 2012, 2014)
3	ACC tournament titles (2000, 2003, 2005, 2012, 2014)

WINNINGEST ACTIVE DIVISION I BASEBALL COACHES

Name	Seasons	Current School	At School Since	Wins	Losses	Ties	Win %
Paul Mainieri	40	South Carolina	2025	1531	801	7	.656
Danny Hall	38	Georgia Tech	1994	1446	788	1	.647
Dave Van Horn	32	Arkansas	2003	1294	634	0	.671
Elliott Avent	37	NC State	1996	1291	842	2	.605
Rich Hill	38	Hawaii	2022	1202	815	4	.596
Rick Heller	38	Iowa	2014	1073	793	5	.575
Steve Owens	34	Rutgers	2020	1071	602	3	.640
Tim Corbin	29	Vanderbilt	2003	1061	596	1	.640
Mike Bianco	28	Ole Miss	2001	1039	629	1	.623
Rich Maloney	30	Ball St.	2013	1020	663	2	.606

Coach Hall's .647 win percentage is 14th among the 142 head coaches across Division I with a minimum of 10 seasons coached

The 10 coaches listed above are the only active coaches with 1,000 career wins in Division I

TEAM GAME HIGHS**Batting**

At bats.....	41 - at Notre Dame (March 21)
Runs scored.....	21 - vs Mercer (April 1)
Hits.....	19 - vs Clemson (March 29)
RBIs.....	19 - vs Mercer (April 1)
Doubles.....	7 - vs Marshall (Feb 23)
.....	7 - vs Western Michigan (Mar 02)
Triples.....	1 - (11 times)
Home runs.....	6 - vs Clemson (March 29)
Total bases.....	41 - vs Clemson (March 29)
Walks.....	12 - at Notre Dame (March 21)
Strikeouts.....	15 - at Auburn (April 22)
Sac hits.....	3 - vs Old Dominion (Feb 14)
Sac flies.....	3 - vs. Cal (April 12)
Stolen bases.....	6 - vs West Georgia (Feb 26)
.....	6 - at Virginia Tech (Mar 07)
Hit by pitch.....	4 - vs Marshall (Feb 22)
.....	4 - vs Marshall (Feb 23)
.....	4 - vs Western Michigan (Mar 02)
Caught stealing.....	1 - (9 times)
.....	1 - vs Western Michigan (Mar 02)
Runners LOB.....	14 - vs Marshall (Feb 22)
Hit into DP.....	3 - vs. Cal (April 13)
.....	3 - at Miami (April 19)

Fielding

Putouts.....	30 - vs. Virginia (April 27)
Assists.....	15 - vs Marshall (Feb 23)
.....	15 - at Mercer (May 7)
Errors.....	3 - vs Clemson (March 29)
.....	3 - at Miami (April 18)
Passed balls.....	3 - vs. Gardner-Webb (Mar 18)
DPs turned.....	3 at Stanford (April 5)
.....	3 vs. Georgia (April 15)

Pitching

Innings pitched.....	10.0 - vs. Virginia (April 27)
Runs allowed.....	12 - vs Marshall (Feb 24)
.....	12 - vs Pitt (March 16)
.....	12 - vs. Virginia (April 25)
Earned runs.....	12 - vs Marshall (Feb 24)
.....	12 - vs Pitt (March 16)
.....	12 - vs. Virginia (April 25)
Walks allowed.....	10 - vs Auburn (April 8)
Strikeouts.....	18 - vs Clemson (March 29)
Hits allowed.....	16 - vs Marshall (Feb 24)
.....	16 - vs. Virginia (April 25)
Doubles allowed.....	4 - vs Pitt (March 16)
Triples allowed.....	1 (5 times)
Homers allowed.....	4 - vs Marshall (Feb 24)
Wild pitches.....	2 - (7 times)
Hit batters.....	8 - vs Marshall (Feb 23)

INDIVIDUAL GAME HIGHS**Batting**

At bats:	6 - Kyle Lodise at Virginia Tech (Mar 09)
Runs scored:	5 - Caleb Daniel at Notre Dame (March 21)
Hits:	4 - Kyle Lodise at Notre Dame (March 21)
.....	4 - Caleb Daniel at Notre Dame (March 21)
.....	4 - Kyle Lodise vs. Clemson (March 29)
.....	4 - Caleb Daniel vs. Mercer (April 1)
.....	4 - Alex Hernandez vs. Cal (April 11)
RBIs:	6 - Alex Hernandez vs Pitt (March 16)
.....	6 - Kyle Lodise vs. Clemson (March 29)
Doubles:	2 - (13 times)
Triples:	1 - (11 times)
Home runs:	3 - Kyle Lodise at Notre Dame (March 21)
Total bases:	15 - Kyle Lodise at Notre Dame (March 21)
Walks:	4 - Alex Hernandez at Notre Dame (March 21)
Strikeouts:	4 - Caleb Daniel vs. Clemson (March 29)
Sac hits:	1 - (16 times)
Sac flies:	1 - (37 times)
Stolen bases:	3 - Vahn Lackey vs Western Carolina (May 4)
Hit by pitch:	2 - Vahn Lackey vs Marshall (Feb 23)
Caught stealing:	1 - (9 times)
Runners LOB:	5 - Alex Hernandez vs W. Michigan (Mar 02)
.....	5 - Parker Brosius at Notre Dame (March 21)
.....	5 - Tyler Neises at Stanford (April 6)

Fielding

Putouts:	18 - Vahn Lackey vs Clemson (March 29)
Assists:	8 - Kyle Lodise at Mercer (May 7)
Errors:	2 - Carson Kerce at Stanford (April 4)
.....	2 - Alex Hernandez at Miami (April 18)
Passed balls:	2 - Drew Rogers vs Western Michigan (Feb 28)
.....	2 - Drew Rogers vs. Gardner-Webb (March 18)

Pitching

Innings pitched:	7.2 - Connor Chicoli at Mercer (May 7)
Runs allowed:	5 - (6 times)
Earned runs:	5 - Brady Jones at Miami (April 19)
.....	5 - Caden Spivey at Miami (April 20)
.....	5 - Tate McKee vs. Virginia (April 25)
Walks allowed:	5 - Riley Stanford vs Western Michigan (March 2)
.....	5 - Jaylen Paden vs. Clemson (March 29)
.....	5 - Jaylen Paden at Auburn (April 22)
Strikeouts:	10 - Tate McKee vs Western Michigan (Feb 28)
Hits allowed:	8 - Brady Jones vs. Virginia (April 26)
Doubles allowed:	3 - Brady Jones vs. Cal (April 12)
Triples allowed:	1 - (5 times)
Homers allowed:	2 - Sam Swygert at Virginia Tech (March 8)
.....	2 - Mason Patel vs. Clemson (March 28)
.....	2 - Carson Ballard vs. Georgia (April 15)
.....	2 - Brady Jones vs. Virginia (April 26)
.....	2 - Tate McKee vs. Western Carolina (May 2)
.....	2 - Carson Ballard vs Georgia Southern (May 6)
Wild pitches:	2 - Kayden Campbell vs Western Michigan (March 2)
.....	2 - Jaylen Paden vs Virginia (April 27)
Hit batters:	5 - Riley Stanford vs Marshall (Feb 23)

BIG INNINGS BREAKDOWN

- Georgia Tech has been prone to devastating innings this season, scoring five or more runs in 19 innings this year.
- The Jackets are 16-1 this year when scoring 5 or more runs in an inning.
- The 10-run 4th inning against No. 3 Clemson was the 37th double-digit inning in program history and the first since scoring 12 against Long Island in 2023.

OPPONENT	DATE	INNING	RUNS SCORED	H	2B	3B	HR	RBI	BB	SCORE BEFORE INNING	SCORE AFTER INNING	FINAL
Old Dominion	2/15	9th	7	3	0	0	1 (Grand Slam)	7	3	0-3	7-3	7-3
Marshall	2/21	2nd	5	5	2	0	1 (Grand Slam)	5	1	3-0	8-0	12-1 (7)
West Georgia	2/26	7th	6	7	2	0	1 (3-run HR)	6	2	8-7	14-7	16-7
Western Michigan	2/28	2nd	6	5	1	0	2 (3-run & 2-run)	6	1	2-0	8-0	16-4
Western Michigan	2/28	6th	6	7	2	0	1 (3-run HR)	6	2 + HBP	8-4	14-4	16-4
Western Michigan	3/1	6th	9	9	1	0	1 (2-run HR)	9	1 + HBP	5-1	14-1	14-1 (7)
Western Michigan	3/2	2nd	5	3	1	0	0	3	1 + HBP	0-1	5-1	13-3 (7)
Kennesaw State	3/4	6th	5	3	0	0	1 (2-run HR)	5	2	6-4	11-4	11-4
Gardner-Webb	3/18	3rd	5	4	1	0	0	4	2	6-2	11-2	14-6
Notre Dame	3/22	2nd	5	6	2	1	1 (2-run HR)	5	0	0-0	5-0	9-5
Kennesaw State	3/25	6th	9	6	1	0	1 (Grand Slam)	8	4	5-3	14-3	15-4 (7)
#3 Clemson	3/29	4th	10	11	3	0	4 (3-run, solo, 3-run & solo)	10	1	3-0	13-0	18-2 (7)
Mercer	4/1	1st	8	3	2	1	0	7	3 + HBP	0-0	8-0	21-5 (7)
Mercer	4/1	6th	9	6	2	0	1 (2-run HR)	9	3 + HBP	12-3	21-3	21-5 (7)
at Stanford	4/6	7th	9	7	0	1	2 (3-run & Grand Slam)	9	3	9-1	18-1	18-2 (7)
#9 Auburn	4/8	6th	6	6	1	1	1 (2-run HR)	6	1 + HBP	1-5	7-5	L, 8-9
California	4/12	8th	5	2	0	0	0	5	5 + HBP	10-5	15-5	15-5 (8)
Western Carolina	5/2	3rd	5	5	0	0	0	5	1	1-2	6-2	13-5
Georgia Southern	5/6	4th	5	3	1	0	2 (2-run & 3-run)	5	2	3-2	8-2	8-5

STARTERS

STARTING PITCHERS GAME-BY-GAME

STARTING PITCHER RECORDS

PITCHER	2025 Starts	2025 Record	GT Career Record
Tate McKee	12	6-2	9-4
Brady Jones	12	5-2	5-2
Riley Stanford	7	0-0	0-0
Caden Spivey	5	1-1	1-1
Connor Chicoli	4	1-0	1-0
Sam Swygert	3	1-0	1-0
Jaylen Paden	3	1-1	1-1
Alex Hernandez	1	0-0	0-0
Brett Barfield	1	0-0	0-0
Carson Ballard	1	0-0	2-2

* CAREER RECORD IS RECORD AS A STARTER (NOT OVERALL)

Tech set a program record this season, going 37 games without recording a loss from a starting pitcher. That streak was snapped on Friday, April 18 when McKee threw a season-high 7.0 innings in a tough-luck loss.

Against Western Carolina, all three starters recorded wins, marking the first time that's happened over a three-game series since 2020 vs. Ohio State.

PITCHER	DATE	OPPONENT	DEC.	IP	H	R	ER	BB	SO	NP	SCORE W/LEFT	FINAL
Tate McKee	2/14	Old Dominion	ND	5.0	2	1	0	2	3	72	1-1	W, 3-2
Brady Jones	2/15	Old Dominion	ND	0.0	1	3	3	3	0	22	0-3	W, 7-3
Riley Stanford	2/16	Old Dominion	ND	4.0	5	1	1	1	5	68	0-1	W, 7-4
Connor Chicoli	2/18	at GASO	ND	2.0	5	3	3	0	0	30	1-3	W, 5-3
Tate McKee	2/21	Marshall	WIN	5.0	3	1	1	2	6	75	9-1	W, 12-1
Brady Jones	2/22	Marshall	ND	5.0	1	1	1	2	7	70	1-1	L, 2-4
Riley Stanford	2/23	Marshall	ND	4.0	2	3	1	2	3	76	5-3	W, 11-6
Caden Spivey	2/24	Marshall	ND	3.0	2	2	2	2	3	61	5-2	L, 8-12
Connor Chicoli	2/26	West Georgia	ND	4.0	6	3	3	0	3	57	5-3	W, 16-7
Tate McKee	2/28	Western Michigan	WIN	5.0	7	3	3	2	10	85	8-4	W, 16-4
Brady Jones	3/1	Western Michigan	WIN	5.0	3	1	0	3	9	89	5-1	W, 14-1
Riley Stanford	3/2	Western Michigan	ND	4.0	7	3	3	5	6	98	8-3	W, 13-3
Caden Spivey	3/4	Kennesaw State	ND	1.1	4	4	3	2	3	42	2-4	W, 11-4
Tate McKee	3/7	at Virginia Tech	ND	4.1	4	3	2	2	7	97	2-3	W, 4-3
Brady Jones	3/8	at Virginia Tech	ND	2.0	1	3	3	4	2	51	1-3	L, 5-8
Riley Stanford	3/9	at Virginia Tech	ND	3.0	4	5	4	4	3	52	6-5	W, 8-6
Connor Chicoli	3/11	vs. Georgia St.	ND	4.0	2	0	0	2	2	71	2-0	W, 4-2
Tate McKee	3/14	vs. Pitt	WIN	6.0	2	1	1	2	6	94	7-1	W, 10-1
Brady Jones	3/15	vs. Pitt	WIN	4.0	5	0	0	3	3	74	2-0	W, 11-1
Riley Stanford	3/16	vs. Pitt	ND	3.1	2	3	3	2	4	62	6-3	L, 10-12
Alex Hernandez	3/18	vs. Gardner-Webb	ND	3.0	1	2	2	1	0	39	11-2	W, 14-6
Tate McKee	3/21	at Notre Dame	WIN	5.0	5	3	3	1	7	101	13-3	W, 18-7
Brady Jones	3/22	at Notre Dame	ND	2.1	4	3	2	2	5	54	5-3	W, 9-5
Riley Stanford	3/23	at Notre Dame	ND	3.0	2	2	1	1	3	57	2-2	W, 10-2
Sam Swygert	3/25	at Kennesaw St.	ND	1.0	1	1	1	0	1	15	1-1	W, 15-4
Tate McKee	3/28	vs. Clemson	ND	5.0	7	5	3	1	6	101	5-5	L, 7-9
Brady Jones	3/29	vs. Clemson	WIN	5.0	3	1	0	4	6	96	13-1	W, 18-2
Riley Stanford	3/29	vs. Clemson	ND	2.0	5	2	2	1	4	40	0-2	L, 3-4
Sam Swygert	4/1	vs. Mercer	WIN	3.0	1	0	0	0	2	43	10-0	W, 21-5
Tate McKee	4/4	at Stanford	ND	4.0	6	5	3	2	4	77	4-5	W, 8-6
Brady Jones	4/5	at Stanford	ND	5.1	5	2	2	2	2	81	2-2	W, 10-3
Caden Spivey	4/6	at Stanford	WIN	5.0	6	1	1	1	1	58	5-1	W, 18-2
Sam Swygert	4/8	vs. Auburn	ND	1.0	2	4	4	1	0	31	0-4	L, 8-9
Tate McKee	4/11	vs. Cal	WIN	5.2	3	2	2	3	6	103	6-2	W, 8-5
Brady Jones	4/12	vs. Cal	WIN	6.0	6	4	4	2	7	99	10-4	W, 15-5
Caden Spivey	4/13	vs. Cal	ND	5.0	4	1	1	3	2	83	2-1	W, 4-3
Brett Barfield	4/15	vs. Georgia	ND	0.1	2	2	2	2	0	22	0-2	L, 2-5
Tate McKee	4/18	at Miami	LOSS	7.0	7	4	2	2	4	97	1-4	L, 2-4
Brady Jones	4/19	at Miami	LOSS	5.0	7	5	5	1	4	85	0-5	L, 2-7
Caden Spivey	4/20	at Miami	LOSS	2.0	6	5	5	1	0	45	0-5	L, 2-10
Jaylen Paden	4/22	at Auburn	LOSS	1.2	1	1	1	5	4	55	0-1	L, 0-1
Tate McKee	4/25	vs. Virginia	LOSS	3.1	4	5	5	4	2	67	3-5	L, 9-12
Brady Jones	4/26	vs. Virginia	LOSS	6.1	8	4	4	2	6	89	1-4	L, 5-6
Jaylen Paden	4/27	vs. Virginia	ND	5.0	3	4	3	1	4	82	1-4	W, 7-6
Tate McKee	5/2	vs. Western Carolina	WIN	5.0	7	4	4	2	4	94	8-4	W, 13-5
Brady Jones	5/3	vs. Western Carolina	WIN	6.0	4	1	1	2	9	96	2-1	W, 4-2
Jaylen Paden	5/4	vs. Western Carolina	WIN	5.0	2	0	0	1	8	71	9-0	W, 13-0
Carson Ballard	5/6	vs. Georgia Southern	ND	2.0	4	2	2	0	3	37	2-2	W, 8-2
Connor Chicoli	5/7	at Mercer	WIN	7.2	7	2	2	0	4	92	4-2	W, 4-3

BULLPEN GAME-BY-GAME

OPPONENT	DATE	W-L-S	PITCHERS	INN.	IP	H	R-ER	BB-SO
Old Dominion	Feb. 14	1-0-0	Ballard, Paden (W)	6th	4.0	4	1-1	0-7
Old Dominion	Feb. 15	1-0-0	Gaudette, Spivey, Swygert, Barfield, McMullen, Royer (W)	1st	9.0	3	0-0	4-16
Old Dominion	Feb. 16	1-0-1	Buursema, Campbell (W), Evans, Hernandez (SV)	5th	5.0	4	3-3	4-9
at GASO	Feb. 18	1-0-1	Patel (W), Gaudette, Paden (SV)	3rd	7.0	2	0-0	1-12
Marshall	Feb. 21	0-0-0	Swygert, Campbell	6th	2.0	1	0-0	0-2
Marshall	Feb. 22	0-1-0	Ballard, Gaudette, McMullen	6th	4.0	4	3-3	2-4
Marshall	Feb. 23	1-0-0	Buursema, Patel (W), Royer, Lankie. Johnson	5th	5.0	6	3-3	2-4
Marshall	Feb. 24	0-1-0	Swygert, Gaudette, Hernandez, Campbell, Musci, Barfield	4th	6.0	14	10-10	3-7
West Georgia	Feb. 26	1-0-0	Barfield, Royer, Patel, Johnson, McKelvey	5th	5.0	8	4-4	1-5
Western Michigan	Feb. 28	0-0-1	Buursema, Gaudette, Ballard (SV)	6th	4.0	1	1-1	0-3
Western Michigan	March 1	0-0-0	Swygert, Paden	6th	2.0	2	0-0	1-2
Western Michigan	March 2	1-0-0	McMullen (W), Campbell	5th	3.0	2	0-0	1-4
Kennesaw State	March 4	1-0-0	Patel (W), Gaudette, Swygert, Hernandez, Royer	2nd	7.2	6	0-0	1-9
at Virginia Tech	March 7	1-0-0	Patel (W)	5th	4.2	0	0-0	1-2
at Virginia Tech	March 8	0-1-0	Ballard (L), Swygert, Cambell, Gaudette	3rd	7.0	8	5-5	0-5
at Virginia Tech	March 9	1-0-1	Paden, Spivey (W), Barfield, McMullen (SV)	4th	6.0	3	1-1	3-6
vs. Georgia St	March 11	1-0-0	McMullen, Swygert, Ballard, Barfield, Patel (W)	5th	5.0	1	4-2	4-0
vs. Pitt	March 14	0-0-0	Spivey, Royer	7th	3.0	1	0-0	3-4
vs. Pitt	March 15	0-0-1	Patel (SV)	5th	3.0	3	1-1	1-4
vs. Pitt	March 16	0-1-0	Gaudette, Barfield, Swygert (L), Campbell, McMullen, McKelvey, Chicoli	4th	5.2	11	9-9	5-5
vs. Gardner-Webb	March 18	1-0-0	Johnson (W), Royer, Evans, Lankie, Ballard	4th	6.0	6	4-1	2-12
at Notre Dame	March 21	0-0-1	Johnson, Barfield (SV)	6th	3.0	5	4-4	0-5
at Notre Dame	March 22	1-0-0	Patel (W)	3rd	6.2	4	2-1	0-7
at Notre Dame	March 23	1-0-0	Gaudette, Paden (W), Spivey	4th	6.0	4	0-0	2-11
at Kennesaw St.	March 25	1-0-0	Ballard (W), Campbell, Royer, Lankie	2nd	6.0	5	3-3	3-9
vs. Clemson	March 28	0-1-0	Patel (L)	6th	4.0	4	4-3	2-4
vs. Clemson	March 29	0-0-0	Lankie, Chicoli	6th	2.0	1	1-1	1-2
vs. Clemson	March 29	0-1-0	Paden, Spivey, Barfield, Gaudette, Campbell, Ballard	3rd	7.0	4	2-1	7-14
vs Mercer	April 1	0-0-0	Chicoli, Campbell, Gaudette, Stanford, Barfield, McMullen	4th	4.0	3	5-4	2-5
at Stanford	April 4	1-0-0	Campbell, Patel (W)	5th	5.0	6	1-1	1-7
at Stanford	April 5	1-0-0	Paden (W)	6th	3.2	6	1-1	1-1
at Stanford	April 6	0-0-0	Chicoli, Royer, Barfield	6th	2.0	2	1-1	1-2
vs. Auburn	April 8	0-1-0	Barfield, Stanford, Ballard, Campbell, Chicoli, Lankie (L), Gaudette	2nd	8.0	5	5-5	9-10
vs. Cal	April 11	0-0-1	Patel (SV)	6th	3.1	4	3-3	0-3
vs. Cal	April 12	0-0-0	Ballard, Gaudette, Barfield	7th	2.0	0	1-1	2-2
vs. Cal	April 13	0-0-1	Paden, Patel (SV)	6th	4.0	6	2-2	1-1
vs. Georgia	April 15	0-1-0	Ballard (L), Buursema, Chicoli	1st	7.2	8	3-3	2-9
at Miami	April 18	0-0-0	Barfield	8th	1.0	0	0-0	1-1
at Miami	April 19	0-0-0	Campbell, Buursema, Blakely	6th	3.0	5	2-2	0-2
at Miami	April 20	0-0-0	Patel, Swygert, Lankie, Shouse	3rd	6.0	4	5-3	4-5
at Auburn	April 22	0-0-0	Barfield, Ballard, Campbell, Chicoli	2nd	7.1	4	0-0	1-5
vs. Virgina	April 25	0-0-0	Barfield, Chicoli, Patel, Lankie, Blakely	4th	5.2	12	7-7	2-2
vs. Virginia	April 26	0-0-0	Campbell, Ballard	7th	2.2	5	2-2	0-2
vs. Virginia	April 27	1-0-0	Spivey, Patel (W)	6th	5.0	3	2-2	3-6
vs. Western Carolina	May 2	0-0-0	Spivey, Blakely, Shouse	6th	4.0	2	1-1	4-5
vs. Western Carolina	May 3	0-0-1	Patel (SV)	7th	3.0	3	1-1	2-4
vs. Western Carolina	May 4	0-0-0	Buursema, Hernandez	6th	2.0	0	0-0	1-1
vs. Georgia Southern	May 6	1-0-1	Campbell (W), Lankie, Barfield, Spivey, Patel (SV)	3rd	7.0	8	3-2	2-7
at Mercer	May 7	0-0-1	Blakely, Hernandez (SV)	8th	1.1	3	1-1	0-0

STARTING PITCHER STATS

Player	era	w-l	app	gs	cg	sho	sv	ip	h	r	er	bb	so	2b	3b	hr	b/avg	wp	hp	bk	sfa	sha
Jaylen Paden	3.09	1-1	3	3	0	0/1	0	11.2	6	5	4	7	16	1	0	1	.154	2	1	0	1	0
Connor Chicoli	4.08	1-0	4	4	0	0/0	0	17.2	20	8	8	2	9	5	0	1	.303	0	0	0	1	2
Tate McKee	4.33	6-2	12	12	0	0/0	0	60.1	57	37	29	25	65	12	3	7	.249	1	4	1	3	3
Brady Jones	4.33	5-2	12	12	0	0/0	0	52.0	48	28	25	30	60	9	0	5	.246	2	11	0	2	3
Riley Stanford	5.79	0-0	7	7	0	0/0	0	23.1	27	19	15	16	28	5	0	5	.300	0	9	0	0	3
Alex Hernandez	6.00	0-0	1	1	0	0/0	0	3.0	1	2	2	1	0	0	0	1	.111	0	1	0	0	0
Caden Spivey	6.61	1-1	5	5	0	0/0	0	16.1	22	13	12	9	9	3	1	1	.328	2	1	0	1	1
Sam Swygert	9.00	1-0	3	3	0	0/0	0	5.0	5	5	5	1	3	1	0	2	.238	1	1	0	0	0
Carson Ballard	9.00	0-0	1	1	0	0/0	0	2.0	4	2	2	0	3	1	0	2	.400	0	0	0	0	0
Brett Barfield	54.00	0-0	1	1	0	0/0	0	0.1	2	2	2	2	0	0	0	0	.667	0	1	0	0	0
Totals	4.88	15-6	49	49	0	1/1	0	191.2	192	121	104	93	193	37	4	25	.263	8	29	1	8	12

BULLPEN STATS

Player	era	w-l	app	gs	cg	sho	sv	ip	h	r	er	bb	so	2b	3b	hr	b/avg	wp	hp	bk	sfa	sha
Connor Shouse	0.00	0-0	2	0	0	0/0	0	3.0	1	0	0	3	4	0	0	0	.111	1	0	0	0	0
Riley Stanford	0.00	0-0	2	0	0	0/0	0	1.1	1	1	0	1	1	0	0	0	.200	0	1	0	0	0
Caden Spivey	1.17	1-0	8	0	0	0/0	0	15.1	8	3	2	12	21	0	0	1	.151	0	2	0	0	1
Jaylen Paden	1.77	4-0	8	0	0	0/0	1	20.1	17	4	4	10	26	2	0	0	.236	2	3	0	1	1
Kayden Campbell	2.45	2-0	15	0	0	0/0	0	14.2	16	4	4	5	21	2	0	2	.267	3	3	0	0	1
Mason Patel	2.70	9-1	17	0	0	0/0	5	53.1	39	18	16	10	51	7	1	5	.205	1	4	0	2	2
Cooper McMullen	3.68	1-0	7	0	0	0/0	1	7.1	4	3	3	6	5	1	0	1	.174	0	1	0	0	1
Brett Barfield	3.86	0-0	16	0	0	0/0	1	11.2	10	6	5	6	13	1	0	3	.222	0	3	0	0	0
Connor Chicoli	4.00	0-0	8	0	0	0/0	0	9.0	9	4	4	2	7	1	0	1	.273	1	2	0	1	0
Jackson Blakely	4.91	0-0	4	0	0	0/0	0	3.2	5	2	2	2	1	0	0	1	.357	1	1	0	0	1
Carson Ballard	5.06	1-3	13	0	0	0/0	1	26.2	28	15	15	4	28	7	0	4	.272	1	4	0	1	0
Sam Swygert	5.40	0-1	9	0	0	0/0	0	11.2	13	9	7	5	12	4	0	2	.265	1	2	0	1	0
Jake Lankie	6.10	0-1	8	0	0	0/0	0	10.1	13	7	7	4	12	3	0	1	.325	0	1	0	2	1
Alex Hernandez	6.23	0-1	5	0	0	0/1	2	4.1	3	3	3	2	3	0	0	1	.188	0	0	0	0	0
Cole Royer	6.75	1-0	8	0	0	0/0	0	6.2	11	5	5	5	9	2	0	0	.393	4	3	0	1	0
Ryan Johnson	6.75	1-0	4	0	0	0/0	0	4.0	4	3	3	0	7	1	0	1	.250	1	2	0	0	0
Caden Gaudette	6.92	0-1	13	0	0	0/0	0	13.0	15	10	10	7	20	3	0	2	.294	0	2	0	2	1
Porter Buursema	7.94	0-0	6	0	0	0/1	0	5.2	5	5	5	4	10	1	0	0	.238	0	4	0	1	0
Adam McKelvey	9.00	0-0	2	0	0	0/0	0	1.0	1	1	1	1	1	0	0	0	.333	0	0	0	0	0
Joshua Evans	13.50	0-0	2	0	0	0/0	0	0.2	2	4	1	3	1	0	0	0	.400	1	1	0	0	0
Thorpe Musci	27.00	0-0	1	0	0	0/0	0	0.2	1	2	2	1	1	0	0	1	.333	1	0	0	0	0
Totals	3.93	20-8	49	0	0	1/1	11	224.1	206	109	98	93	254	35	1	26	.246	18	39	0	12	9
Opponents	8.77	9-14	49	0	0	1/1	8	209.1	285	244	204	162	200	66	8	41	.326	31	34	3	19	9

2025 OVERALL STATS

@GTBASEBALL
Overall Statistics for Georgia Tech (as of May 07, 2025)
(All games Sorted by Batting avg)

Record: 35-14 Home: 24-8 Away: 11-5 Neutral: 0-1 ACC: 15-9

Player	avg	gp-gs	ab	r	h	2b	3b	hr	rbi	tb	slg%	bb	hp	so	gdp	ob%	sf	sh	sb-att	po	a	e	fld%
Kent Schmidt	.387	29-28	111	29	43	13	0	3	35	65	.586	14	4	15	2	.459	4	0	4-4	168	4	0	1.000
Vahn Lackey	.348	49-49	184	37	64	12	1	4	34	90	.489	19	8	33	4	.419	6	3	17-19	340	48	9	.977
Carson Kerce	.340	49-48	159	43	54	16	0	4	36	82	.516	28	4	26	3	.437	6	3	6-9	40	96	8	.944
Kyle Lodise	.339	44-44	177	58	60	19	2	14	50	125	.706	29	7	38	2	.444	3	0	12-12	47	107	5	.969
Caleb Daniel	.337	44-43	166	46	56	14	2	6	28	92	.554	21	5	35	1	.423	2	0	4-4	65	11	0	1.000
Alex Hernandez	.333	48-48	186	37	62	10	2	11	55	109	.586	30	2	40	6	.422	5	0	4-4	108	57	7	.959
Drew Burress	.323	49-49	189	64	61	19	1	15	51	127	.672	43	4	36	0	.454	2	0	9-10	110	2	2	.982
Will Baker	.289	34-18	76	17	22	5	0	6	25	45	.592	11	0	16	1	.371	2	2	0-1	13	34	3	.940
Tyler Neises	.261	34-21	88	16	23	5	1	1	15	33	.375	16	2	20	3	.383	1	0	4-4	13	1	2	.875
John Giesler	.256	28-24	78	18	20	3	0	2	14	29	.372	10	1	24	2	.344	1	0	0-0	124	6	1	.992
Parker Brosius	.238	48-38	122	29	29	6	1	1	20	40	.328	22	7	35	1	.377	3	6	14-15	74	1	3	.962

Drew Rogers	.333	19-11	36	9	12	2	1	4	15	28	.778	10	1	19	0	.479	1	2	0-0	109	11	2	.984
Nathanael Coupet	.267	14-3	15	4	4	0	0	1	8	7	.467	2	2	7	1	.400	1	0	0-0	3	0	0	1.000
Nathan Waugh	.237	22-9	38	12	9	2	0	1	7	14	.368	10	1	12	2	.408	0	0	0-1	0	0	0	.000
Connor Shouse	.207	20-8	29	12	6	2	0	2	8	14	.483	5	4	5	0	.395	0	0	2-2	15	0	1	.938
Joshua Evans	.000	14-0	0	2	0	0	0	0	0	0	.000	0	0	0	0	.000	0	0	0-0	5	0	0	1.000
Cooper McMullen	.000	4-0	0	1	0	0	0	0	0	0	.000	0	0	0	0	.000	0	0	0-0	0	1	0	1.000
Totals	.317	49	1654	434	525	128	11	75	401	900	.544	270	52	361	28	.421	37	16	76-85	1248	429	49	.972
Opponents	.254	49	1568	230	398	72	5	51	216	633	.404	186	68	447	30	.354	20	21	25-43	1198	394	52	.968

LOB - Team (397), Opp (389). DPs turned - Team (34), Opp (34). CI - Team (3), Lackey, V 2, Rogers, D 1. IBB - Team (3), Burress, D 3, Opp (2). Picked off - Kerce, C 2, Hernandez, A 1.

(All games Sorted by Earned run avg)

Player	era	w-l	app	gs	cg	sho	sv	ip	h	r	er	bb	so	2b	3b	hr	b/avg	wp	hp	bk	sfa	sha
Mason Patel	2.70	9-1	17	0	0	0/0	5	53.1	39	18	16	10	51	7	1	5	.205	1	4	0	2	2
Tate McKee	4.33	6-2	12	12	0	0/0	0	60.1	57	37	29	25	65	12	3	7	.249	1	4	1	3	3
Brady Jones	4.33	5-2	12	12	0	0/0	0	52.0	48	28	25	30	60	9	0	5	.246	2	11	0	2	3

Connor Shouse	0.00	0-0	2	0	0	0/0	0	3.0	1	0	0	3	4	0	0	0	.111	1	0	0	0	0
Jaylen Paden	2.25	5-1	11	3	0	0/1	1	32.0	23	9	8	17	42	3	0	1	.207	4	4	0	2	1
Kayden Campbell	2.45	2-0	15	0	0	0/0	0	14.2	16	4	4	5	21	2	0	2	.267	3	3	0	0	1
Cooper McMullen	3.68	1-0	7	0	0	0/0	1	7.1	4	3	3	6	5	1	0	1	.174	0	1	0	0	1
Caden Spivey	3.98	2-1	13	5	0	0/0	0	31.2	30	16	14	21	30	3	1	2	.250	2	3	0	1	2
Connor Chicoli	4.05	1-0	12	4	0	0/0	0	26.2	29	12	12	4	16	6	0	2	.293	1	2	0	2	2
Jackson Blakely	4.91	0-0	4	0	0	0/0	0	3.2	5	2	2	2	1	0	0	1	.357	1	1	0	0	1
Brett Barfield	5.25	0-0	17	1	0	0/0	1	12.0	12	8	7	8	13	1	0	3	.250	0	4	0	0	0
Carson Ballard	5.34	1-3	14	1	0	0/0	1	28.2	32	17	17	4	31	8	0	6	.283	1	4	0	1	0
Riley Stanford	5.47	0-0	9	7	0	0/0	0	24.2	28	20	15	17	29	5	0	5	.295	0	10	0	0	3
Jake Lankie	6.10	0-1	8	0	0	0/0	0	10.1	13	7	7	4	12	3	0	1	.325	0	1	0	2	1
Alex Hernandez	6.14	0-1	6	1	0	0/1	2	7.1	4	5	5	3	3	0	0	2	.160	0	1	0	0	0
Sam Swygert	6.48	1-1	12	3	0	0/0	0	16.2	18	14	12	6	15	5	0	4	.257	2	3	0	1	0
Cole Royer	6.75	1-0	8	0	0	0/0	0	6.2	11	5	5	5	9	2	0	0	.393	4	3	0	1	0
Ryan Johnson	6.75	1-0	4	0	0	0/0	0	4.0	4	3	3	0	7	1	0	1	.250	1	2	0	0	0
Caden Gaudette	6.92	0-1	13	0	0	0/0	0	13.0	15	10	10	7	20	3	0	2	.294	0	2	0	2	1
Porter Buursema	7.94	0-0	6	0	0	0/1	0	5.2	5	5	5	4	10	1	0	0	.238	0	4	0	1	0
Adam McKelvey	9.00	0-0	2	0	0	0/0	0	1.0	1	1	1	1	1	0	0	0	.333	0	0	0	0	0
Joshua Evans	13.50	0-0	2	0	0	0/0	0	0.2	2	4	1	3	1	0	0	0	.400	1	1	0	0	0
Thorpe Musci	27.00	0-0	1	0	0	0/0	0	0.2	1	2	2	1	1	0	0	1	.333	1	0	0	0	0
Totals	4.37	35-14	49	49	0	1/1	11	416.0	398	230	202	186	447	72	5	51	.254	26	68	1	20	21
Opponents	8.56	14-35	49	49	0	1/1	8	399.1	525	434	380	270	361	128	11	75	.317	52	52	4	37	16

PB - Team (10), Rogers, D 6, Lackey, V 4, Opp (12). Pickoffs - Team (3), Stanford, R 1, Paden, J 1, Lackey, V 1, Opp (3). SBA/ATT - Lackey, V (21-33), McKee, T (7-12), Rogers, D (4-10), Stanford, R (5-8), Jones, B (1-5), Patel, M (2-4), Gaudette, C (2-2), Chicoli, C (2-2), Ballard, C (1-2), Barfield, B (2-2), Royer, C (0-2), Spivey, C (1-1), Paden, J (1-1), Hernandez, A (1-1), McMullen, C (0-1).

2025 ACC STATS

@GTBASEBALL
Conference statistics for Georgia Tech (as of Apr 27, 2025)
(ACC games only Sorted by Batting avg)

Record: 15-9 Home: 7-5 Away: 8-4 ACC: 15-9

Player	avg	gp-gs	ab	r	h	2b	3b	hr	rbi	tb	slg%	bb	hp	so	gdp	ob%	sf	sh	sb-att	po	a	e	fld%
Kyle Lodise	.376	21-21	93	26	35	9	1	10	27	76	.817	9	2	18	1	.438	1	0	4-4	24	46	1	.986
Vahn Lackey	.358	24-24	95	16	34	5	0	2	20	45	.474	12	1	15	2	.423	3	1	8-10	186	25	6	.972
Alex Hernandez	.352	23-23	88	20	31	4	2	4	21	51	.580	19	0	22	3	.459	2	0	2-2	55	37	6	.939
Kent Schmidt	.342	9-8	38	6	13	5	0	1	9	21	.553	1	0	8	0	.350	1	0	0-0	50	2	0	1.000
Carson Kerce	.341	24-24	82	17	28	8	0	1	20	39	.476	16	1	16	1	.433	5	1	4-5	18	50	7	.907
Caleb Daniel	.316	24-24	95	25	30	6	2	4	23	52	.547	11	3	21	0	.396	2	0	0-0	40	0	0	1.000
Drew Burrese	.309	24-24	97	32	30	11	0	7	19	62	.639	18	2	16	0	.427	0	0	3-3	55	1	2	.966
John Giesler	.273	20-17	55	15	15	2	0	2	10	23	.418	8	1	17	1	.369	1	0	0-0	100	4	0	1.000
Will Baker	.225	18-10	40	8	9	1	0	3	12	19	.475	5	0	9	1	.298	2	1	0-0	11	23	3	.919
Tyler Neises	.213	19-11	47	7	10	3	0	0	7	13	.277	10	1	12	3	.362	0	0	3-3	5	0	1	.833
Parker Brosius	.175	23-20	63	15	11	1	0	1	4	15	.238	11	3	17	1	.325	0	4	5-6	34	1	0	1.000

Connor Shouse	.429	9-4	14	7	6	2	0	2	6	14	1.000	3	1	2	0	.556	0	0	0-0	11	0	0	1.000
Nathan Waugh	.250	9-2	12	3	3	0	0	0	2	3	.250	3	1	3	1	.438	0	0	0-0	0	0	0	.000
Nathanael Coupet	.250	7-3	8	3	2	0	0	1	7	5	.625	2	2	4	1	.462	1	0	0-0	2	0	0	1.000
Drew Rogers	.250	5-1	4	1	1	0	0	0	0	1	.250	2	0	2	0	.500	0	0	0-0	15	2	0	1.000
Cooper McMullen	.000	3-0	0	1	0	0	0	0	0	0	.000	0	0	0	0	.000	0	0	0-0	0	0	0	.000
Joshua Evans	.000	5-0	0	1	0	0	0	0	0	0	.000	0	0	0	0	.000	0	0	0-0	3	0	0	1.000
Totals	.310	24	831	203	258	57	5	38	187	439	.528	130	18	182	15	.407	18	7	29-33	615	224	29	.967
Opponents	.269	24	780	129	210	36	3	31	121	345	.442	92	28	201	15	.362	12	14	12-24	610	210	21	.975

LOB - Team (191), Opp (184). DPs turned - Team (18), Opp (17). CI - Team (1), Lackey, V 1. IBB - Team (2), Burrese, D 2, Opp (2). Picked off - Hernandez, A 1, Kerce, C 1.

(ACC games only Sorted by Earned run avg)

Player	era	w-l	app	gs	cg	sho	sv	ip	h	r	er	bb	so	2b	3b	hr	b/avg	wp	hp	bks	sfa	sha
Jaylen Paden	2.95	3-0	6	1	0	0/0	0	21.1	19	8	7	9	23	2	0	1	.247	4	3	0	2	1
Caden Spivey	3.80	2-1	8	3	0	0/0	0	21.1	21	9	9	15	16	2	0	2	.263	1	0	0	0	2
Mason Patel	3.97	4-1	10	0	0	0/0	3	34.0	29	17	15	6	30	5	1	5	.238	0	3	0	2	2
Tate McKee	4.69	3-2	8	8	0	0/0	0	40.1	38	28	21	17	42	7	2	5	.250	0	3	1	3	3
Brady Jones	5.00	3-2	8	8	0	0/0	0	36.0	39	22	20	20	35	8	0	4	.281	1	7	0	2	1

Connor Shouse	0.00	0-0	1	0	0	0/0	0	2.0	0	0	0	1	2	0	0	0	.000	0	0	0	0	0
Jackson Blakely	0.00	0-0	2	0	0	0/0	0	2.0	3	0	0	0	0	0	0	0	.375	0	0	0	0	1
Cooper McMullen	0.00	0-0	2	0	0	0/0	1	1.0	0	0	0	1	0	0	0	0	.000	0	0	0	0	0
Jake Lankie	1.59	0-0	3	0	0	0/0	0	5.2	3	1	1	3	5	0	0	1	.176	0	1	0	2	1
Kayden Campbell	3.00	0-0	6	0	0	0/0	0	6.0	9	2	2	1	7	2	0	1	.321	1	2	0	0	0
Brett Barfield	5.40	0-0	8	0	0	0/0	1	6.2	8	5	4	1	9	1	0	2	.276	0	1	0	0	0
Connor Chicoli	5.40	0-0	4	0	0	0/0	0	3.1	5	2	2	0	3	0	0	1	.357	0	0	0	1	0
Carson Ballard	6.75	0-1	4	0	0	0/0	0	5.1	7	4	4	0	5	1	0	2	.333	0	0	0	0	0
Riley Stanford	7.94	0-0	4	4	0	0/0	0	11.1	13	12	10	8	14	3	0	4	.289	0	2	0	0	2
Cole Royer	9.00	0-0	2	0	0	0/0	0	1.0	2	1	1	2	2	0	0	0	.400	2	2	0	0	0
Caden Gaudette	11.25	0-1	5	0	0	0/0	0	4.0	6	5	5	4	4	2	0	0	.375	0	1	0	0	1
Sam Swygert	18.00	0-1	3	0	0	0/0	0	3.0	5	8	6	3	4	2	0	2	.333	0	1	0	0	0
Adam McKelvey	27.00	0-0	1	0	0	0/0	0	0.1	0	1	1	1	0	0	0	0	.000	0	0	0	0	0
Porter Buursema	27.00	0-0	1	0	0	0/0	0	0.1	1	1	1	0	0	1	0	0	.500	0	0	0	0	0
Ryan Johnson	99.00	0-0	1	0	0	0/0	0	0.0	2	3	3	0	0	0	0	1	1.000	0	2	0	0	0
Totals	4.87	15-9	24	24	0	0/0	5	205.0	210	129	111	92	201	36	3	31	.269	9	28	1	12	14
Opponents	8.01	9-15	24	24	0	0/0	5	203.1	258	203	181	130	182	57	5	38	.310	21	18	3	18	7

PB - Team (3), Lackey, V 3, Opp (6). Pickoffs - Team (1), Paden, J 1, Opp (2). SBA/ATT - Lackey, V (12-23), McKee, T (3-6), Jones, B (1-5), Patel, M (2-4), Stanford, R (2-3), Ballard, C (1-2), McMullen, C (0-1), Rogers, D (0-1), Spivey, C (1-1), Barfield, B (1-1), Paden, J (1-1).

2025 SEASON SUMMARY

@GTBASEBALL Games Summary for Georgia Tech (as of May 09, 2025) (All games)

Score by innings	1	2	3	4	5	6	7	8	9	EX	Total
Georgia Tech	46	63	45	42	45	84	48	28	32	1	434
Opponents	30	18	33	32	20	36	27	22	12	0	230

Record when ...

Overall	35-14	After 6 leading	27-3
Conference	15-9 trailing	3-10
Non-Conference	20-5 tied	5-1
Home games	24-8	After 7 leading	21-2
Away games	11-5 trailing	3-11
Neutral site	0-1 tied	2-1
Day games	28-7	After 8 leading	20-1
Night games	7-7 trailing	3-13
vs Left starter	16-3 tied	1-0
vs Right starter	19-11		
1-Run games	5-4	Hit 0 home runs	7-6
2-Run games	5-4	... 1 home run	10-5
5+Run games	20-2	... 2+ home runs	18-3
Extra innings	1-0		
Shutouts	1-1	Opponent 0 home runs	17-1
	 1 home run	13-5
Scoring 0-2 runs	0-6 2+ HRs	5-8
..... 3-5 runs	7-3		
..... 6-9 runs	8-4	Made 0 errors	11-6
..... 10+ runs	20-1 1 error	13-4
	 2+ errors	11-4
Opponent 0-2 runs	11-1		
..... 3-5 runs	17-4	Opp. made 0 errors	11-6
..... 6-9 runs	7-5 1 error	12-6
..... 10+ runs	0-4 2+ errors	12-2
Scored in 1st inning	18-5	Out-hit opponent	29-3
Opp. scored in 1st	10-7	Out-hit by opponent	6-9
Scores first	23-3	Hits are tied	0-2
Opp. scores first	12-11		

Record when team scores:

Runs	0	1	2	3	4	5	6	7	8	9	10+
W-L	0-1	0-0	0-5	1-1	5-0	1-2	0-0	3-1	4-2	1-1	20-1

Record when opponent scores:

Runs	0	1	2	3	4	5	6	7	8	9	10+
W-L	1-0	4-1	6-0	7-0	4-3	6-1	5-1	2-1	0-1	0-2	0-4

Record when leading after:

Inn.	1	2	3	4	5	6	7	8
W-L	14-3	23-2	26-3	27-2	29-2	27-3	21-2	20-1

Record when trailing after:

Inn.	1	2	3	4	5	6	7	8
W-L	7-6	7-9	7-9	5-10	5-9	3-10	3-11	3-13

Record when tied after:

Inn.	1	2	3	4	5	6	7	8
W-L	14-5	5-3	2-2	3-2	1-3	5-1	2-1	1-0

Current winning streak: 6
Longest winning streak: 6
Longest losing streak: 7

Home attendance : 54960 (32 dates avg = 1717)
Away attendance : 42877 (17 dates avg = 2522)
Total attendance: 97837 (49 dates avg = 1996)

2025 SITUATIONAL STATS

@GTBASEBALL
Batting Analysis for Georgia Tech (as of May 09, 2025)
(All games Sorted by Player Name)

Player	vs left			vs right			w/runners			w/bases empty			w/bases loaded			as leadoff			fly	gnd	fly/
	h	ab	avg	h	ab	avg	h	ab	avg	h	ab	avg	h	ab	avg	rch	op	pct	out	out	gnd
Will Baker	5	16	.313	17	60	.283	11	44	.250	11	32	.344	1	3	.333	6	18	.333	18	22	0.8
Parker Brosius	6	37	.162	23	85	.271	16	70	.229	13	52	.250	1	5	.200	7	26	.269	44	22	2.0
Drew Burress	19	56	.339	42	13	.316	35	96	.365	26	93	.280	4	8	.500	14	30	.467	52	37	1.4
Nathanael Coupet	2	4	.500	2	11	.182	4	9	.444	0	6	.000	2	4	.500	1	4	.250	3	2	1.5
Caleb Daniel	15	52	.288	41	11	.360	26	81	.321	30	85	.353	1	2	.500	18	36	.500	49	28	1.8
John Giesler	10	32	.313	10	46	.217	13	46	.283	7	32	.219	0	4	.000	8	17	.471	14	19	0.7
Alex Hernandez	20	66	.303	42	12	.350	39	11	.355	23	76	.303	3	8	.375	21	42	.500	41	44	0.9
Carson Kerce	18	54	.333	36	10	.343	27	86	.314	27	73	.370	2	8	.250	16	38	.421	48	37	1.3
Vahn Lackey	22	59	.373	42	12	.336	34	94	.362	30	90	.333	1	5	.200	26	63	.413	45	48	0.9
Kyle Lodise	16	51	.314	44	12	.349	25	76	.329	35	10	.347	2	7	.286	40	76	.526	51	27	1.9
Tyler Neises	3	15	.200	20	73	.274	14	56	.250	9	32	.281	2	4	.500	8	18	.444	19	23	0.8
Drew Rogers	3	10	.300	9	26	.346	6	22	.273	6	14	.429	1	2	.500	2	5	.400	2	6	0.3
Kent Schmidt	21	50	.420	22	61	.361	28	71	.394	15	40	.375	2	4	.500	8	17	.471	31	25	1.2
Connor Shouse	3	15	.200	3	14	.214	4	22	.182	2	7	.286	0	2	.000	2	6	.333	7	9	0.8
Nathan Waugh	2	19	.105	7	19	.368	7	29	.241	2	9	.222	0	0	---	4	8	.500	5	10	0.5
Totals	165	536	.308	360	111	.322	289	912	.317	236	742	.318	22	66	.333	181	404	.448	429	359	1.2
Opponents	31	116	.267	367	145	.253	178	754	.236	220	814	.270	11	53	.208	159	416	.382	362	378	1.0

Player	pinch hitting			w/runners in scoring pos			w/runner on 3r and LT 2 out			with 2 outs			success adv runners			2- rnrns			rch	rch	kl
	h	ab	avg	h	ab	avg	rbi	op	pct	h	ab	avg	adv	op	pct	rbi	w/o	lob	err	fc	kl
Will Baker	3	8	.375	9	27	.333	6	9	.667	10	28	.357	26	53	.491	13	12	16	1	3	1
Parker Brosius	1	1	1.000	10	42	.238	7	11	.636	11	43	.256	45	93	.484	10	14	39	1	5	6
Drew Burress	0	0	---	23	55	.418	7	12	.583	21	57	.368	59	11	.536	15	12	28	4	10	11
Nathanael Coupet	3	6	.500	3	7	.429	2	3	.667	3	8	.375	6	11	.545	5	1	9	0	0	1
Caleb Daniel	1	1	1.000	12	49	.245	7	12	.583	18	61	.295	42	92	.457	7	10	35	1	3	11
John Giesler	0	2	.000	10	32	.313	2	7	.286	5	26	.192	22	51	.431	8	6	21	2	2	4
Alex Hernandez	0	0	---	26	75	.347	14	20	.700	17	67	.254	68	12	.548	16	15	51	4	5	12
Carson Kerce	0	0	---	21	55	.382	14	20	.700	19	53	.358	54	10	.514	15	19	46	3	5	5
Vahn Lackey	0	0	---	17	50	.340	15	23	.652	16	47	.340	61	11	.550	11	24	32	3	5	16
Kyle Lodise	0	0	---	15	49	.306	7	10	.700	14	45	.311	41	84	.488	19	9	34	4	4	12
Tyler Neises	1	6	.167	11	39	.282	3	5	.600	5	33	.152	28	61	.459	7	9	22	3	1	10
Drew Rogers	0	0	---	6	17	.353	4	7	.571	4	16	.250	15	31	.484	4	3	11	0	0	4
Kent Schmidt	1	1	1.000	21	48	.438	9	12	.750	16	37	.432	47	79	.595	9	17	21	1	2	5
Connor Shouse	1	5	.200	2	14	.143	1	2	.500	2	15	.133	12	26	.462	3	0	14	2	3	3
Nathan Waugh	2	8	.250	4	18	.222	2	8	.250	3	11	.273	16	32	.500	4	4	10	0	3	2
Totals	13	38	.342	190	577	.329	100	161	.621	164	547	.300	542	106	.510	146	155	397	29	51	103
Opponents	9	46	.196	107	426	.251	71	106	.670	126	509	.248	380	888	.428	60	104	389	25	48	120

Success Advancing Runners = percentage of times the batter advanced at least one runner during a plate appearance

#Rnrs Adv w/Out = TOTAL number of runners advanced when the player made an out

TEAM GAME-BY-GAME - Hitting

Date	Opponent	ab	r	h	rbi	2b	3b	hr	tb	bb	ibb	sb	cs	hbp	sac	sf	gdp	k	po	a	e	lob	avg
Feb 14	OLD DOMINION	24	3	3	3	1	0	1	7	5	0	0	0	1	3	0	1	7	27	9	1	6	.125
Feb 15	OLD DOMINION	31	7	6	7	1	0	1	10	7	0	1	0	0	0	0	1	13	27	7	1	7	.164
Feb 16	OLD DOMINION	34	7	11	6	4	0	1	18	3	0	2	0	2	0	2	0	10	27	5	1	10	.225
Feb 18	at Georgia Southern	34	5	9	5	3	0	2	18	4	0	2	1	1	0	0	1	8	27	8	0	7	.236
Feb 21	MARSHALL	31	12	13	11	4	0	3	26	7	0	2	0	0	0	2	0	4	21	5	0	10	.273
Feb 22	MARSHALL	34	2	7	2	3	0	0	10	5	0	0	0	4	0	0	0	2	27	8	0	14	.261
Feb 23	MARSHALL	36	11	15	11	7	0	2	28	1	0	5	0	4	2	2	0	6	27	15	2	10	.286
Feb 24	MARSHALL	33	8	9	7	2	0	0	11	8	0	3	1	2	0	1	1	8	27	9	0	9	.284
Feb 26	WEST GEORGIA	39	16	17	15	4	1	3	32	9	0	6	0	1	0	2	0	6	27	11	0	11	.304
Feb 28	WESTERN MICHIG	38	16	15	16	3	1	4	32	4	0	1	0	2	0	0	0	5	27	9	1	4	.314
Mar 01	WESTERN MICHIG	34	14	18	14	4	0	1	25	3	0	3	0	1	0	2	0	6	21	8	1	8	.334
Mar 02	WESTERN MICHIG	30	13	14	12	7	0	1	24	5	0	3	1	4	0	1	0	4	21	8	0	9	.344
Mar 04	KENNESAW STAT	34	11	13	10	1	0	2	20	6	1	0	0	1	0	2	0	11	27	6	2	8	.347
*Mar 07	at Virginia Tech	35	4	9	4	0	0	0	9	7	0	6	1	0	0	0	0	9	27	7	2	11	.340
*Mar 08	at Virginia Tech	35	5	9	5	3	1	2	20	3	0	0	0	0	1	0	0	9	24	14	0	7	.335
*Mar 09	at Virginia Tech	35	8	11	7	3	1	0	16	7	1	2	1	2	1	1	0	10	27	10	1	11	.333
Mar 11	GEORGIA STATE	29	4	7	4	1	0	1	11	8	0	3	0	0	0	1	1	6	27	13	0	10	.329
*Mar 14	PITTSBURGH	33	10	10	9	2	0	1	15	7	0	1	0	1	1	0	0	3	27	9	0	8	.327
*Mar 15	PITTSBURGH	32	11	12	8	6	0	0	18	10	0	5	0	0	0	2	0	4	21	7	1	13	.330
*Mar 16	PITTSBURGH	37	10	12	10	4	0	4	28	3	0	1	0	3	0	1	1	11	27	12	0	7	.329
Mar 18	GARDNER-WEBB	36	14	13	11	3	0	0	16	8	0	2	0	0	0	1	0	8	27	6	2	7	.331
*Mar 21	at Notre Dame	41	18	17	18	3	1	4	34	12	0	1	0	0	0	1	1	6	24	9	1	12	.336
*Mar 22	at Notre Dame	38	9	13	9	3	1	2	24	2	0	1	0	0	0	1	1	4	27	7	2	5	.336
*Mar 23	at Notre Dame	36	10	9	6	1	0	0	10	7	0	3	0	0	1	0	0	14	27	7	2	7	.332
Mar 25	at Kennesaw State	32	15	12	13	3	0	2	21	10	0	0	0	1	1	1	0	11	21	7	0	9	.334
*Mar 28	CLEMSON	35	7	11	7	3	0	1	17	4	0	1	0	0	1	2	0	7	27	12	3	8	.333
*Mar 29	CLEMSON	36	18	19	16	4	0	6	41	7	0	0	0	2	0	0	1	5	21	7	1	9	.341
*Mar 29	CLEMSON	31	3	5	2	1	0	1	9	5	0	0	1	0	0	0	1	11	27	2	2	6	.335
Apr 01	MERCER	35	21	16	19	5	1	2	29	10	0	3	0	2	0	0	1	3	21	6	2	8	.339
*Apr 04	at Stanford	36	8	10	7	3	0	1	16	6	0	1	0	0	0	0	0	12	27	10	2	7	.337
*Apr 05	at Stanford	36	10	12	9	4	0	1	19	3	0	0	0	1	1	2	0	6	27	13	0	6	.337
*Apr 06	at Stanford	38	18	18	17	2	1	4	34	6	1	2	0	1	0	2	0	2	21	8	1	8	.342
Apr 08	AUBURN	39	8	13	8	3	1	1	21	4	0	1	0	1	0	0	1	6	27	12	0	9	.341
*Apr 11	CAL	32	8	9	8	1	0	2	16	4	0	0	0	1	1	0	0	9	27	13	2	6	.340
*Apr 12	CAL	31	15	14	15	2	0	2	22	11	0	0	0	2	0	3	1	3	24	8	0	11	.343
*Apr 13	CAL	28	4	8	4	2	0	0	10	3	0	0	0	1	0	1	3	5	27	8	0	5	.341
Apr 15	vs Georgia Bulldogs	31	2	4	2	1	0	1	8	4	0	0	0	0	0	0	0	12	24	8	0	6	.336
*Apr 18	at Miami	35	2	8	1	0	0	0	8	5	0	3	0	1	0	0	0	11	24	12	3	12	.333
*Apr 19	at Miami	32	2	7	2	2	0	0	9	2	0	1	0	1	0	0	3	10	24	8	1	6	.330
*Apr 20	at Miami	31	2	5	2	1	0	0	6	3	0	0	0	0	0	0	1	3	24	10	1	5	.326
Apr 22	at Auburn	28	0	2	0	0	0	0	2	4	0	0	0	1	0	0	1	15	24	6	1	6	.321
*Apr 25	VIRGINIA	36	9	12	9	3	0	3	24	6	0	0	1	2	0	1	1	11	27	8	2	9	.322
*Apr 26	VIRGINIA	34	5	6	5	2	0	1	11	3	0	0	0	0	0	0	0	9	27	14	1	5	.318
*Apr 27	VIRGINIA	38	7	12	7	2	0	3	23	4	0	1	0	0	0	1	1	8	30	9	1	7	.318
May 02	WESTERN CAROLI	37	13	14	12	2	1	1	21	4	0	4	0	0	1	1	0	6	27	4	2	6	.320
May 03	WESTERN CAROLI	27	4	5	3	2	0	0	7	5	0	1	1	2	0	1	2	7	27	9	2	7	.317
May 04	WESTERN CAROLI	29	13	13	12	4	1	3	28	8	0	4	1	2	0	0	1	3	21	3	1	8	.320
May 06	GEORGIA SOUTHE	35	8	11	8	2	0	3	22	5	0	1	0	2	1	0	1	5	27	8	1	11	.320
May 07	at Mercer	33	4	7	3	1	0	2	14	3	0	0	0	0	1	0	1	7	27	15	0	6	.317
Totals		1654	434	525	401	128	11	75	900	270	3	76	9	52	16	37	28	361	1248	429	49	397	.317

TEAM GAME-BY-GAME - Pitching

Date	Opponent	ip	h	r	er	bb	so	2b	3b	hr	wp	bk	hbp	dp	ibb	score	w-l	sv	era
Feb 14	OLD DOMINION	9.0	6	2	1	2	10	1	0	0	0	0	1	2	0	3-2	1-0	0	1.00
Feb 15	OLD DOMINION	9.0	4	3	3	7	16	0	0	0	0	0	2	0	0	7-3	2-0	0	2.00
Feb 16	OLD DOMINION	9.0	9	4	4	5	14	0	0	1	0	0	2	0	0	7-4	3-0	1	2.67
Feb 18	at Georgia Southern	9.0	7	3	3	1	12	2	0	1	0	0	0	0	0	5-3	4-0	2	2.75
Feb 21	MARSHALL	7.0	4	1	1	2	8	1	1	0	0	0	0	0	0	12-1	5-0	2	2.51
Feb 22	MARSHALL	9.0	5	4	4	4	11	0	0	1	0	0	1	0	0	2-4	5-1	2	2.77
Feb 23	MARSHALL	9.0	8	6	4	4	7	3	0	0	0	0	8	0	0	11-6	6-1	2	2.95
Feb 24	MARSHALL	9.0	16	12	12	5	10	3	0	4	1	0	2	0	0	8-12	6-2	2	4.11
Feb 26	WEST GEORGIA	9.0	14	7	7	1	8	3	0	1	2	0	0	1	0	16-7	7-2	2	4.44
Feb 28	WESTERN MICHIG	9.0	8	4	4	2	13	3	0	0	1	0	3	0	0	16-4	8-2	3	4.40
Mar 01	WESTERN MICHIG	7.0	5	1	0	4	11	0	0	0	1	0	1	1	0	14-1	9-2	3	4.07
Mar 02	WESTERN MICHIG	7.0	9	3	3	6	10	2	0	0	2	0	2	1	0	13-3	10-2	3	4.06
Mar 04	KENNESAW STAT	9.0	10	4	3	3	12	2	1	0	2	0	0	0	0	11-4	11-2	3	3.97
*Mar 07	at Virginia Tech	9.0	4	3	2	3	9	2	0	1	0	0	1	0	0	4-3	12-2	3	3.83
*Mar 08	at Virginia Tech	8.0	9	8	8	4	7	3	0	3	1	0	2	1	0	5-8	12-3	3	4.15
*Mar 09	at Virginia Tech	9.0	7	6	5	7	9	1	0	1	0	0	3	0	1	8-6	13-3	4	4.20
Mar 11	GEORGIA STATE	9.0	3	2	2	6	2	1	0	0	0	0	2	1	0	4-2	14-3	4	4.07
*Mar 14	PITTSBURGH	9.0	3	1	1	5	10	1	0	0	1	1	2	0	0	10-1	15-3	4	3.89
*Mar 15	PITTSBURGH	7.0	8	1	1	4	7	2	0	0	0	0	0	2	0	11-1	16-3	5	3.78
*Mar 16	PITTSBURGH	9.0	13	12	12	7	9	4	0	1	1	0	1	0	0	10-12	16-4	5	4.21
Mar 18	GARDNER-WEBB	9.0	7	6	3	3	12	1	0	1	2	0	1	1	0	14-6	17-4	5	4.15
*Mar 21	at Notre Dame	8.0	10	7	7	1	12	0	1	3	0	0	3	1	0	18-7	18-4	6	4.31
*Mar 22	at Notre Dame	9.0	8	5	3	2	12	0	0	1	0	0	1	0	0	9-5	19-4	6	4.25
*Mar 23	at Notre Dame	9.0	6	2	1	3	14	2	0	1	0	0	1	0	0	10-2	20-4	6	4.11
Mar 25	at Kennesaw State	7.0	6	4	4	3	10	3	0	1	1	0	0	1	0	15-4	21-4	6	4.14
*Mar 28	CLEMSON	9.0	11	9	6	3	10	1	0	3	0	0	2	1	0	7-9	21-5	6	4.22
*Mar 29	CLEMSON	7.0	4	2	1	5	8	0	0	1	0	0	1	1	0	18-2	22-5	6	4.13
*Mar 29	CLEMSON	9.0	9	4	2	8	18	1	0	1	1	0	1	0	0	3-4	22-6	6	4.05
Apr 01	MERCER	7.0	4	5	4	2	7	0	0	2	1	0	2	0	0	21-5	23-6	6	4.08
*Apr 04	at Stanford	9.0	12	6	4	3	11	2	1	0	0	0	0	1	0	8-6	24-6	6	4.07
*Apr 05	at Stanford	9.0	11	3	3	3	3	2	0	0	0	0	3	3	0	10-3	25-6	6	4.04
*Apr 06	at Stanford	7.0	8	2	2	2	3	0	0	0	1	0	1	2	0	18-2	26-6	6	4.00
Apr 08	AUBURN	9.0	8	9	9	10	10	2	0	1	0	0	1	1	0	8-9	26-7	6	4.16
*Apr 11	CAL	9.0	7	5	5	3	9	1	0	1	0	0	0	0	0	8-5	27-7	7	4.19
*Apr 12	CAL	8.0	6	5	5	4	9	3	0	1	0	0	3	0	0	15-5	28-7	7	4.23
*Apr 13	CAL	9.0	10	3	3	4	3	1	0	0	2	0	1	2	0	4-3	29-7	8	4.19
Apr 15	vs Georgia Bulldogs	8.0	10	5	5	4	9	2	0	2	1	0	1	3	0	2-5	29-8	8	4.23
*Apr 18	at Miami	8.0	7	4	2	3	5	1	0	1	0	0	0	0	0	2-4	29-9	8	4.18
*Apr 19	at Miami	8.0	12	7	7	1	6	3	0	2	0	0	0	0	0	2-7	29-10	8	4.27
*Apr 20	at Miami	8.0	10	10	8	5	5	2	0	2	0	0	1	1	0	2-10	29-11	8	4.38
Apr 22	at Auburn	8.0	5	1	1	6	9	0	0	0	1	0	5	1	0	0-1	29-12	8	4.30
*Apr 25	VIRGINIA	9.0	16	12	12	6	4	3	1	3	0	0	1	1	1	9-12	29-13	8	4.50
*Apr 26	VIRGINIA	9.0	13	6	6	2	8	1	0	3	0	0	0	2	0	5-6	29-14	8	4.54
*Apr 27	VIRGINIA	10.0	6	6	5	4	10	0	0	2	2	0	0	0	0	7-6	30-14	8	4.54
May 02	WESTERN CAROLI	9.0	9	5	5	6	9	2	0	2	2	0	2	1	0	13-5	31-14	8	4.55
May 03	WESTERN CAROLI	9.0	7	2	2	4	13	1	0	0	0	0	2	0	0	4-2	32-14	9	4.49
May 04	WESTERN CAROLI	7.0	2	0	0	2	9	1	0	0	0	0	1	0	0	13-0	33-14	9	4.41
May 06	GEORGIA SOUTHE	9.0	12	5	4	2	10	2	0	2	0	0	1	0	0	8-5	34-14	10	4.40
May 07	at Mercer	9.0	10	3	3	0	4	1	0	1	0	0	0	2	0	4-3	35-14	11	4.37
Totals		416.0	398	230	202	186	447	72	5	51	26	1	68	34	2	434-230	35-14	11	4.37

GT BASEBALL CAREER STATS - AT GEORGIA TECH

Will Baker

Year	avg	gp-gs	ab	r	h	2b	3b	hr	rbi	tb	slg%	bb	hbp	so	gdp	ob%	sf	sh	sb-att	po	a	e	fld%
2025	.289	34-18	76	17	22	5	0	6	25	45	.592	11	0	16	1	.371	2	2	0-1	13	34	3	.940
TOTAL	.289	34-18	76	17	22	5	0	6	25	45	.592	11	0	16	1	.371	2	2	0-1	13	34	3	.940

Carson Ballard

Year	avg	gp-gs	ab	r	h	2b	3b	hr	rbi	tb	slg%	bb	hbp	so	gdp	ob%	sf	sh	sb-att	po	a	e	fld%
2024	.000	0-0	0	0	0	0	0	0	0	0	.000	0	0	0	0	.000	0	0	0-0	3	2	3	.625
2025	.000	0-0	0	0	0	0	0	0	0	0	.000	0	0	0	0	.000	0	0	0-0	1	2	0	1.000
TOTAL	.000	0-0	0	0	0	0	0	0	0	0	.000	0	0	0	0	.000	0	0	0-0	4	4	3	.727

Year	era	w-l	app	gs	cq	sho	sv	ip	h	r	er	bb	so	2b	3b	hr	bf	bavg	wp	hbp	bk	sfa	sha
2024	4.41	2-2	13	6	0	0/1	1	34.2	38	22	17	9	26	7	0	6	148	.286	1	2	1	1	3
2025	5.34	1-3	14	1	0	0/0	1	28.2	32	17	17	4	31	8	0	6	122	.283	1	4	0	1	0
TOTAL	4.83	3-5	27	7	0	0/1	2	63.1	70	39	34	13	57	15	0	12	270	.285	2	6	1	2	3

Brett Barfield

Year	avg	gp-gs	ab	r	h	2b	3b	hr	rbi	tb	slg%	bb	hbp	so	gdp	ob%	sf	sh	sb-att	po	a	e	fld%
2024	.000	0-0	0	0	0	0	0	0	0	0	.000	0	0	0	0	.000	0	0	0-0	0	1	1	.500
2025	.000	0-0	0	0	0	0	0	0	0	0	.000	0	0	0	0	.000	0	0	0-0	1	1	0	1.000
TOTAL	.000	0-0	0	0	0	0	0	0	0	0	.000	0	0	0	0	.000	0	0	0-0	1	2	1	.750

Year	era	w-l	app	gs	cq	sho	sv	ip	h	r	er	bb	so	2b	3b	hr	bf	bavg	wp	hbp	bk	sfa	sha
2024	6.75	0-0	16	0	0	0/0	0	16.0	22	15	12	10	18	6	0	1	83	.314	0	3	0	0	0
2025	5.25	0-0	17	1	0	0/0	1	12.0	12	8	7	8	13	1	0	3	60	.250	0	4	0	0	0
TOTAL	6.11	0-0	33	1	0	0/0	1	28.0	34	23	19	18	31	7	0	4	143	.288	0	7	0	0	0

Jackson Blakely

Year	avg	gp-gs	ab	r	h	2b	3b	hr	rbi	tb	slg%	bb	hbp	so	gdp	ob%	sf	sh	sb-att	po	a	e	fld%
2025	.000	0-0	0	0	0	0	0	0	0	0	.000	0	0	0	0	.000	0	0	0-0	0	1	0	1.000
TOTAL	.000	0-0	0	0	0	0	0	0	0	0	.000	0	0	0	0	.000	0	0	0-0	0	1	0	1.000

Year	era	w-l	app	gs	cq	sho	sv	ip	h	r	er	bb	so	2b	3b	hr	bf	bavg	wp	hbp	bk	sfa	sha
2025	4.91	0-0	4	0	0	0/0	0	3.2	5	2	2	2	1	0	0	1	18	.357	1	1	0	0	1
TOTAL	4.91	0-0	4	0	0	0/0	0	3.2	5	2	2	2	1	0	0	1	18	.357	1	1	0	0	1

Parker Brosius

Year	avg	gp-gs	ab	r	h	2b	3b	hr	rbi	tb	slg%	bb	hbp	so	gdp	ob%	sf	sh	sb-att	po	a	e	fld%
2023	.182	30-0	11	7	2	0	0	0	1	2	.182	2	0	2	0	.308	0	0	1-1	11	1	0	1.000
2024	.298	46-33	114	31	34	7	1	2	28	49	.430	25	6	20	0	.442	2	3	9-9	66	0	1	.985
2025	.238	48-38	122	29	29	6	1	1	20	40	.328	22	7	35	1	.377	3	6	14-15	74	1	3	.962
TOTAL	.263	124-71	247	67	65	13	2	3	49	91	.368	49	13	57	1	.404	5	9	24-25	151	2	4	.975

Drew Burress

Year	avg	gp-gs	ab	r	h	2b	3b	hr	rbi	tb	slg%	bb	hbp	so	gdp	ob%	sf	sh	sb-att	po	a	e	fld%
2024	.381	58-58	218	73	83	15	3	25	67	179	.821	58	5	37	6	.512	4	0	8-10	146	10	2	.987
2025	.323	49-49	189	64	61	19	1	15	51	127	.672	43	4	36	0	.454	2	0	9-10	110	2	2	.982
TOTAL	.354	107-107	407	137	144	34	4	40	118	306	.752	101	9	73	6	.486	6	0	17-20	256	12	4	.985

GT BASEBALL CAREER STATS - AT GEORGIA TECH

Porter Buursema

Year	era	w-l	app	gs	cq	sho	sv	ip	h	r	er	bb	so	2b	3b	hr	bf	bavq	wp	hbp	bk	sfa	sha
2025	7.94	0-0	6	0	0	0/1	0	5.2	5	5	5	4	10	1	0	0	31	.238	0	4	0	1	0
TOTAL	7.94	0-0	6	0	0	0/1	0	5.2	5	5	5	4	10	1	0	0	31	.238	0	4	0	1	0

Kayden Campbell

Year	era	w-l	app	gs	cq	sho	sv	ip	h	r	er	bb	so	2b	3b	hr	bf	bavq	wp	hbp	bk	sfa	sha
2025	2.45	2-0	15	0	0	0/0	0	14.2	16	4	4	5	21	2	0	2	69	.267	3	3	0	0	1
TOTAL	2.45	2-0	15	0	0	0/0	0	14.2	16	4	4	5	21	2	0	2	69	.267	3	3	0	0	1

Connor Chicoli

Year	avg	gp-gs	ab	r	h	2b	3b	hr	rbi	tb	slg%	bb	hbp	so	gdp	ob%	sf	sh	sb-att	po	a	e	fld%
2025	.000	0-0	0	0	0	0	0	0	0	0	.000	0	0	0	0	.000	0	0	0-0	2	3	0	1.000
TOTAL	.000	0-0	0	0	0	0	0	0	0	0	.000	0	0	0	0	.000	0	0	0-0	2	3	0	1.000

Year	era	w-l	app	gs	cq	sho	sv	ip	h	r	er	bb	so	2b	3b	hr	bf	bavq	wp	hbp	bk	sfa	sha
2025	4.05	1-0	12	4	0	0/0	0	26.2	29	12	12	4	16	6	0	2	109	.293	1	2	0	2	2
TOTAL	4.05	1-0	12	4	0	0/0	0	26.2	29	12	12	4	16	6	0	2	109	.293	1	2	0	2	2

Nathanael Coupet

Year	avg	gp-gs	ab	r	h	2b	3b	hr	rbi	tb	slg%	bb	hbp	so	gdp	ob%	sf	sh	sb-att	po	a	e	fld%
2025	.267	14-3	15	4	4	0	0	1	8	7	.467	2	2	7	1	.400	1	0	0-0	3	0	0	1.000
TOTAL	.267	14-3	15	4	4	0	0	1	8	7	.467	2	2	7	1	.400	1	0	0-0	3	0	0	1.000

Caleb Daniel

Year	avg	gp-gs	ab	r	h	2b	3b	hr	rbi	tb	slg%	bb	hbp	so	gdp	ob%	sf	sh	sb-att	po	a	e	fld%
2025	.337	44-43	166	46	56	14	2	6	28	92	.554	21	5	35	1	.423	2	0	4-4	65	11	0	1.000
TOTAL	.337	44-43	166	46	56	14	2	6	28	92	.554	21	5	35	1	.423	2	0	4-4	65	11	0	1.000

Brett Denby

Year	avg	gp-gs	ab	r	h	2b	3b	hr	rbi	tb	slg%	bb	hbp	so	gdp	ob%	sf	sh	sb-att	po	a	e	fld%
2024	.000	4-0	0	0	0	0	0	0	0	0	.000	0	0	0	0	.000	0	0	0-0	0	1	0	1.000
TOTAL	.000	4-0	0	0	0	0	0	0	0	0	.000	0	0	0	0	.000	0	0	0-0	0	1	0	1.000

Year	era	w-l	app	gs	cq	sho	sv	ip	h	r	er	bb	so	2b	3b	hr	bf	bavq	wp	hbp	bk	sfa	sha
2024	99.00	0-0	1	0	0	0/0	0	0.0	2	2	2	2	0	0	0	0	4	1.000	1	0	0	0	0
TOTAL	99.00	0-0	1	0	0	0/0	0	0.0	2	2	2	2	0	0	0	0	4	1.000	1	0	0	0	0

GT BASEBALL CAREER STATS - AT GEORGIA TECH

Joshua Evans

Year	avg	gp-gs	ab	r	h	2b	3b	hr	rbi	tb	slg%	bb	hbp	so	gdp	ob%	sf	sh	sb-att	po	a	e	fld%
2025	.000	14-0	0	2	0	0	0	0	0	0	.000	0	0	0	0	.000	0	0	0-0	5	0	0	1.000
TOTAL	.000	14-0	0	2	0	0	0	0	0	0	.000	0	0	0	0	.000	0	0	0-0	5	0	0	1.000

Year	era	w-l	app	gs	cq	sho	sv	ip	h	r	er	bb	so	2b	3b	hr	bf	bavq	wp	hbp	bk	sfa	sha
2025	13.50	0-0	2	0	0	0/0	0	0.2	2	4	1	3	1	0	0	0	9	.400	1	1	0	0	0
TOTAL	13.50	0-0	2	0	0	0/0	0	0.2	2	4	1	3	1	0	0	0	9	.400	1	1	0	0	0

Caden Gaudette

Year	avg	gp-gs	ab	r	h	2b	3b	hr	rbi	tb	slg%	bb	hbp	so	gdp	ob%	sf	sh	sb-att	po	a	e	fld%
2024	.000	0-0	0	0	0	0	0	0	0	0	.000	0	0	0	0	.000	0	0	0-0	1	1	0	1.000
2025	.000	0-0	0	0	0	0	0	0	0	0	.000	0	0	0	0	.000	0	0	0-0	0	2	0	1.000
TOTAL	.000	0-0	0	0	0	0	0	0	0	0	.000	0	0	0	0	.000	0	0	0-0	1	3	0	1.000

Year	era	w-l	app	gs	cq	sho	sv	ip	h	r	er	bb	so	2b	3b	hr	bf	bavq	wp	hbp	bk	sfa	sha
2024	5.00	0-0	9	0	0	0/0	0	9.0	9	5	5	4	6	3	0	2	39	.273	1	1	0	0	1
2025	6.92	0-1	13	0	0	0/0	0	13.0	15	10	10	7	20	3	0	2	63	.294	0	2	0	2	1
TOTAL	6.14	0-1	22	0	0	0/0	0	22.0	24	15	15	11	26	6	0	4	102	.286	1	3	0	2	2

John Giesler

Year	avg	gp-gs	ab	r	h	2b	3b	hr	rbi	tb	slg%	bb	hbp	so	gdp	ob%	sf	sh	sb-att	po	a	e	fld%
2020	.250	3-0	4	0	1	0	0	0	0	1	.250	0	0	2	0	.250	0	0	0-0	0	2	0	1.000
2022	.323	22-6	31	6	10	1	0	1	8	14	.452	5	3	11	1	.450	1	0	0-0	20	0	0	1.000
2023	.333	47-41	156	34	52	13	2	8	37	93	.596	23	4	28	3	.422	4	0	3-3	234	24	6	.977
2024	.282	41-41	156	34	44	17	1	10	43	93	.596	20	5	37	8	.379	1	0	0-0	161	36	2	.990
2025	.256	28-24	78	18	20	3	0	2	14	29	.372	10	1	24	2	.344	1	0	0-0	124	6	1	.992
TOTAL	.299	141-112	425	92	127	34	3	21	102	230	.541	58	13	102	14	.394	7	0	3-3	539	68	9	.985

Alex Hernandez

Year	avg	gp-gs	ab	r	h	2b	3b	hr	rbi	tb	slg%	bb	hbp	so	gdp	ob%	sf	sh	sb-att	po	a	e	fld%
2025	.333	48-48	186	37	62	10	2	11	55	109	.586	30	2	40	6	.422	5	0	4-4	108	57	7	.959
TOTAL	.333	48-48	186	37	62	10	2	11	55	109	.586	30	2	40	6	.422	5	0	4-4	108	57	7	.959

Year	era	w-l	app	gs	cq	sho	sv	ip	h	r	er	bb	so	2b	3b	hr	bf	bavq	wp	hbp	bk	sfa	sha
2025	6.14	0-1	6	1	0	0/1	2	7.1	4	5	5	3	3	0	0	2	29	.160	0	1	0	0	0
TOTAL	6.14	0-1	6	1	0	0/1	2	7.1	4	5	5	3	3	0	0	2	29	.160	0	1	0	0	0

Ryan Johnson

Year	avg	gp-gs	ab	r	h	2b	3b	hr	rbi	tb	slg%	bb	hbp	so	gdp	ob%	sf	sh	sb-att	po	a	e	fld%
------	-----	-------	----	---	---	----	----	----	-----	----	------	----	-----	----	-----	-----	----	----	--------	----	---	---	------

Year	era	w-l	app	gs	cq	sho	sv	ip	h	r	er	bb	so	2b	3b	hr	bf	bavq	wp	hbp	bk	sfa	sha
2025	6.75	1-0	4	0	0	0/0	0	4.0	4	3	3	0	7	1	0	1	18	.250	1	2	0	0	0
TOTAL	6.75	1-0	4	0	0	0/0	0	4.0	4	3	3	0	7	1	0	1	18	.250	1	2	0	0	0

GT BASEBALL CAREER STATS - AT GEORGIA TECH

Brady Jones

Year	avg	gp-gs	ab	r	h	2b	3b	hr	rbi	tb	slg%	bb	hbp	so	gdp	ob%	sf	sh	sb-att	po	a	e	fld%
2025	.000	0-0	0	0	0	0	0	0	0	0	.000	0	0	0	0	.000	0	0	0-0	1	8	1	.900
TOTAL	.000	0-0	0	0	0	0	0	0	0	0	.000	0	0	0	0	.000	0	0	0-0	1	8	1	.900

Year	era	w-l	app	gs	cq	sho	sv	ip	h	r	er	bb	so	2b	3b	hr	bf	bavg	wp	hbp	bk	sfa	sha
2025	4.33	5-2	12	12	0	0/0	0	52.0	48	28	25	30	60	9	0	5	241	.246	2	11	0	2	3
TOTAL	4.33	5-2	12	12	0	0/0	0	52.0	48	28	25	30	60	9	0	5	241	.246	2	11	0	2	3

Carson Kerce

Year	avg	gp-gs	ab	r	h	2b	3b	hr	rbi	tb	slg%	bb	hbp	so	gdp	ob%	sf	sh	sb-att	po	a	e	fld%
2024	.282	50-35	131	27	37	5	0	2	25	48	.366	21	4	36	4	.392	2	6	2-2	27	74	5	.953
2025	.340	49-48	159	43	54	16	0	4	36	82	.516	28	4	26	3	.437	6	3	6-9	40	96	8	.944
TOTAL	.314	99-83	290	70	91	21	0	6	61	130	.448	49	8	62	7	.417	8	9	8-11	67	170	13	.948

Vahn Lackey

Year	avg	gp-gs	ab	r	h	2b	3b	hr	rbi	tb	slg%	bb	hbp	so	gdp	ob%	sf	sh	sb-att	po	a	e	fld%
2024	.214	36-26	84	14	18	2	0	4	15	32	.381	12	3	18	4	.330	1	3	1-1	237	18	3	.988
2025	.348	49-49	184	37	64	12	1	4	34	90	.489	19	8	33	4	.419	6	3	17-19	340	48	9	.977
TOTAL	.306	85-75	268	51	82	14	1	8	49	122	.455	31	11	51	8	.391	7	6	18-20	577	66	12	.982

Jake Lankie

Year	avg	gp-gs	ab	r	h	2b	3b	hr	rbi	tb	slg%	bb	hbp	so	gdp	ob%	sf	sh	sb-att	po	a	e	fld%
2025	.000	0-0	0	0	0	0	0	0	0	0	.000	0	0	0	0	.000	0	0	0-0	0	1	2	.333
TOTAL	.000	0-0	0	0	0	0	0	0	0	0	.000	0	0	0	0	.000	0	0	0-0	0	1	2	.333

Year	era	w-l	app	gs	cq	sho	sv	ip	h	r	er	bb	so	2b	3b	hr	bf	bavg	wp	hbp	bk	sfa	sha
2025	6.10	0-1	8	0	0	0/0	0	10.1	13	7	7	4	12	3	0	1	48	.325	0	1	0	2	1
TOTAL	6.10	0-1	8	0	0	0/0	0	10.1	13	7	7	4	12	3	0	1	48	.325	0	1	0	2	1

Kyle Lodise

Year	avg	gp-gs	ab	r	h	2b	3b	hr	rbi	tb	slg%	bb	hbp	so	gdp	ob%	sf	sh	sb-att	po	a	e	fld%
2025	.339	44-44	177	58	60	19	2	14	50	125	.706	29	7	38	2	.444	3	0	12-12	47	107	5	.969
TOTAL	.339	44-44	177	58	60	19	2	14	50	125	.706	29	7	38	2	.444	3	0	12-12	47	107	5	.969

Tate McKee

Year	avg	gp-gs	ab	r	h	2b	3b	hr	rbi	tb	slg%	bb	hbp	so	gdp	ob%	sf	sh	sb-att	po	a	e	fld%
2024	.000	0-0	0	0	0	0	0	0	0	0	.000	0	0	0	0	.000	0	0	0-0	2	6	0	1.000
2025	.000	0-0	0	0	0	0	0	0	0	0	.000	0	0	0	0	.000	0	0	0-0	2	9	1	.917
TOTAL	.000	0-0	0	0	0	0	0	0	0	0	.000	0	0	0	0	.000	0	0	0-0	4	15	1	.950

Year	era	w-l	app	gs	cq	sho	sv	ip	h	r	er	bb	so	2b	3b	hr	bf	bavg	wp	hbp	bk	sfa	sha
2024	7.28	4-5	18	8	0	0/1	1	47.0	47	39	38	28	61	12	2	9	219	.257	3	4	1	2	2
2025	4.33	6-2	12	12	0	0/0	0	60.1	57	37	29	25	65	12	3	7	265	.249	1	4	1	3	3
TOTAL	5.62	10-7	30	20	0	0/1	1	107.1	104	76	67	53	126	24	5	16	484	.252	4	8	2	5	5

GT BASEBALL CAREER STATS - AT GEORGIA TECH

Adam McKelvey

Year	avg	gp-gs	ab	r	h	2b	3b	hr	rbi	tb	slg%	bb	hbp	so	gdp	ob%	sf	sh	sb-att	po	a	e	fld%
2025	9.00	0-0	2	0	0	0/0	0	1.0	1	1	1	1	1	0	0	0	4	.333	0	0	0	0	0
TOTAL	9.00	0-0	2	0	0	0/0	0	1.0	1	1	1	1	1	0	0	0	4	.333	0	0	0	0	0

Cooper McMullen

Year	avg	gp-gs	ab	r	h	2b	3b	hr	rbi	tb	slg%	bb	hbp	so	gdp	ob%	sf	sh	sb-att	po	a	e	fld%
2025	.000	4-0	0	1	0	0	0	0	0	0	.000	0	0	0	0	.000	0	0	0-0	0	1	0	1.000
TOTAL	.000	4-0	0	1	0	0	0	0	0	0	.000	0	0	0	0	.000	0	0	0-0	0	1	0	1.000

Year	era	w-l	app	gs	cq	sho	sv	ip	h	r	er	bb	so	2b	3b	hr	bf	bavq	wp	hbp	bk	sfa	sha
2025	3.68	1-0	7	0	0	0/0	1	7.1	4	3	3	6	5	1	0	1	31	.174	0	1	0	0	1
TOTAL	3.68	1-0	7	0	0	0/0	1	7.1	4	3	3	6	5	1	0	1	31	.174	0	1	0	0	1

Thorpe Musci

Year	avg	gp-gs	ab	r	h	2b	3b	hr	rbi	tb	slg%	bb	hbp	so	gdp	ob%	sf	sh	sb-att	po	a	e	fld%
2025	27.00	0-0	1	0	0	0/0	0	0.2	1	2	2	1	1	0	0	1	4	.333	1	0	0	0	0
TOTAL	27.00	0-0	1	0	0	0/0	0	0.2	1	2	2	1	1	0	0	1	4	.333	1	0	0	0	0

Tyler Neises

Year	avg	gp-gs	ab	r	h	2b	3b	hr	rbi	tb	slg%	bb	hbp	so	gdp	ob%	sf	sh	sb-att	po	a	e	fld%
2024	.143	10-0	7	0	1	0	0	0	1	1	.143	1	0	4	0	.250	0	0	0-0	3	1	0	1.000
2025	.261	34-21	88	16	23	5	1	1	15	33	.375	16	2	20	3	.383	1	0	4-4	13	1	2	.875
TOTAL	.253	44-21	95	16	24	5	1	1	16	34	.358	17	2	24	3	.374	1	0	4-4	16	2	2	.900

Jaylen Paden

Year	avg	gp-gs	ab	r	h	2b	3b	hr	rbi	tb	slg%	bb	hbp	so	gdp	ob%	sf	sh	sb-att	po	a	e	fld%
2025	.000	0-0	0	0	0	0	0	0	0	0	.000	0	0	0	0	.000	0	0	0-0	2	4	0	1.000
TOTAL	.000	0-0	0	0	0	0	0	0	0	0	.000	0	0	0	0	.000	0	0	0-0	2	4	0	1.000

Year	era	w-l	app	gs	cq	sho	sv	ip	h	r	er	bb	so	2b	3b	hr	bf	bavq	wp	hbp	bk	sfa	sha
2025	2.25	5-1	11	3	0	0/1	1	32.0	23	9	8	17	42	3	0	1	136	.207	4	4	0	2	1
TOTAL	2.25	5-1	11	3	0	0/1	1	32.0	23	9	8	17	42	3	0	1	136	.207	4	4	0	2	1

Mason Patel

Year	avg	gp-gs	ab	r	h	2b	3b	hr	rbi	tb	slg%	bb	hbp	so	gdp	ob%	sf	sh	sb-att	po	a	e	fld%
2024	.000	0-0	0	0	0	0	0	0	0	0	.000	0	0	0	0	.000	0	0	0-0	3	4	0	1.000
2025	.000	0-0	0	0	0	0	0	0	0	0	.000	0	0	0	0	.000	0	0	0-0	2	6	0	1.000
TOTAL	.000	0-0	0	0	0	0	0	0	0	0	.000	0	0	0	0	.000	0	0	0-0	5	10	0	1.000

Year	era	w-l	app	gs	cq	sho	sv	ip	h	r	er	bb	so	2b	3b	hr	bf	bavq	wp	hbp	bk	sfa	sha
2024	8.25	2-3	14	5	0	0/0	0	36.0	54	33	33	16	32	9	0	6	175	.362	2	4	0	5	1
2025	2.70	9-1	17	0	0	0/0	5	53.1	39	18	16	10	51	7	1	5	208	.205	1	4	0	2	2
TOTAL	4.94	11-4	31	5	0	0/0	5	89.1	93	51	49	26	83	16	1	11	383	.274	3	8	0	7	3

GT BASEBALL CAREER STATS - AT GEORGIA TECH

Cole Royer

Year	avg	gp-gs	ab	r	h	2b	3b	hr	rbi	tb	slg%	bb	hbp	so	gdp	ob%	sf	sh	sb-att	po	a	e	fld%
2025	.000	0-0	0	0	0	0	0	0	0	0	.000	0	0	0	0	.000	0	0	0-0	1	0	0	1.000
TOTAL	.000	0-0	0	0	0	0	0	0	0	0	.000	0	0	0	0	.000	0	0	0-0	1	0	0	1.000

Year	era	w-l	app	gs	cq	sho	sv	ip	h	r	er	bb	so	2b	3b	hr	bf	bavg	wp	hbp	bk	sfa	sha
2025	6.75	1-0	8	0	0	0/0	0	6.2	11	5	5	5	9	2	0	0	37	.393	4	3	0	1	0
TOTAL	6.75	1-0	8	0	0	0/0	0	6.2	11	5	5	5	9	2	0	0	37	.393	4	3	0	1	0

Kent Schmidt

Year	avg	gp-gs	ab	r	h	2b	3b	hr	rbi	tb	slg%	bb	hbp	so	gdp	ob%	sf	sh	sb-att	po	a	e	fld%
2025	.387	29-28	111	29	43	13	0	3	35	65	.586	14	4	15	2	.459	4	0	4-4	168	4	0	1.000
TOTAL	.387	29-28	111	29	43	13	0	3	35	65	.586	14	4	15	2	.459	4	0	4-4	170	7	1	.994

Connor Shouse

Year	avg	gp-gs	ab	r	h	2b	3b	hr	rbi	tb	slg%	bb	hbp	so	gdp	ob%	sf	sh	sb-att	po	a	e	fld%
2025	.207	20-8	29	12	6	2	0	2	8	14	.483	5	4	5	0	.395	0	0	2-2	15	0	1	.938
TOTAL	.207	20-8	29	12	6	2	0	2	8	14	.483	5	4	5	0	.395	0	0	2-2	15	0	1	.938

Year	era	w-l	app	gs	cq	sho	sv	ip	h	r	er	bb	so	2b	3b	hr	bf	bavg	wp	hbp	bk	sfa	sha
2025	0.00	0-0	2	0	0	0/0	0	3.0	1	0	0	3	4	0	0	0	12	.111	1	0	0	0	0
TOTAL	0.00	0-0	2	0	0	0/0	0	3.0	1	0	0	3	4	0	0	0	12	.111	1	0	0	0	0

Caden Spivey

Year	avg	gp-gs	ab	r	h	2b	3b	hr	rbi	tb	slg%	bb	hbp	so	gdp	ob%	sf	sh	sb-att	po	a	e	fld%
2025	.000	0-0	0	0	0	0	0	0	0	0	.000	0	0	0	0	.000	0	0	0-0	0	2	0	1.000
TOTAL	.000	0-0	0	0	0	0	0	0	0	0	.000	0	0	0	0	.000	0	0	0-0	0	2	0	1.000

Year	era	w-l	app	gs	cq	sho	sv	ip	h	r	er	bb	so	2b	3b	hr	bf	bavg	wp	hbp	bk	sfa	sha
2025	3.98	2-1	13	5	0	0/0	0	31.2	30	16	14	21	30	3	1	2	148	.250	2	3	0	1	2
TOTAL	3.98	2-1	13	5	0	0/0	0	31.2	30	16	14	21	30	3	1	2	148	.250	2	3	0	1	2

Riley Stanford

Year	avg	gp-gs	ab	r	h	2b	3b	hr	rbi	tb	slg%	bb	hbp	so	gdp	ob%	sf	sh	sb-att	po	a	e	fld%
2023	.200	2-0	5	1	1	0	0	0	0	1	.200	0	0	4	0	.200	0	0	0-0	0	0	0	.000
2024	.000	2-0	2	0	0	0	0	0	0	0	.000	0	0	1	0	.000	0	0	0-0	0	1	0	1.000
2025	.000	0-0	0	0	0	0	0	0	0	0	.000	0	0	0	0	.000	0	0	0-0	1	7	1	.889
TOTAL	.143	4-0	7	1	1	0	0	0	0	1	.143	0	0	5	0	.143	0	0	0-0	1	8	1	.900

Year	era	w-l	app	gs	cq	sho	sv	ip	h	r	er	bb	so	2b	3b	hr	bf	bavg	wp	hbp	bk	sfa	sha
2024	5.94	2-1	19	0	0	0/1	1	16.2	22	15	11	12	18	3	0	3	88	.319	1	5	0	0	2
2025	5.47	0-0	9	7	0	0/0	0	24.2	28	20	15	17	29	5	0	5	125	.295	0	10	0	0	3
TOTAL	5.66	2-1	28	7	0	0/1	1	41.1	50	35	26	29	47	8	0	8	213	.305	1	15	0	0	5

Sam Swygert

















Year	avg	gp-gs	ab	r	h	2b	3b	hr	rbi	tb	slg%	bb	hbp	so	gdp	ob%	sf	sh	sb-att	po	a	e	fld%
2025	.000	0-0	0	0	0	0	0	0	0	0	.000	0	0	0	0	.000	0	0	0-0	0	2	1	.667
TOTAL	.000	0-0	0	0	0	0	0	0	0	0	.000	0	0	0	0	.000	0	0	0-0	0	2	1	.667

Year	era	w-l	app	gs	cq	sho	sv	ip	h	r	er	bb	so	2b	3b	hr	bf	bavg	wp	hbp	bk	sfa	sha
2025	6.48	1-1	12	3	0	0/0	0	16.2	18	14	12	6	15	5	0	4	80	.257	2	3	0	1	0
TOTAL	6.48	1-1	12	3	0	0/0	0	16.2	18	14	12	6	15	5	0	4	80	.257	2	3	0	1	0

Nathan Waugh

Year	avg	gp-gs	ab	r	h	2b	3b	hr	rbi	tb	slg%	bb	hbp	so	gdp	ob%	sf	sh	sb-att	po	a	e	fld%
2025	.237	22-9	38	12	9	2	0	1	7	14	.368	10	1	12	2	.408	0	0	0-1	0	0	0	.000
TOTAL	.237	22-9	38	12	9	2	0	1	7	14	.368	10	1	12	2	.408	0	0	0-1	0	0	0	.000

TV/RADIO ROSTER

**PARKER BROSIOUS**OF • R/L • 6-2 • 193 • Jr.
Suwanee, Ga. (Lambert HS)**KYLE LODISE**INF • R/R • 5-11 • 180 • Jr.
Brunswick, Ga. (Augusta)**CARSON KERCE**INF • R/R • 6-1 • 200 • Soph.
Marietta, Ga. (Pope HS)**ALEX HERNANDEZ**RHP/INF • R/R • 6-2 • 188 • Fr.
Cumming, Ga. (Forsyth Central)**COOPER MCMULLEN**RHP • R/R • 6-3 • 186 • Fr.
Bonaire, Ga. (Tattnall Square Academy)**CALEB DANIEL**UTL • L/R • 5-11 • 183 • Fr.
Cartersville, Ga. (Cartersville HS)**WILL BAKER**INF • L/R • 6-0 • 188 • Fr.
Upper Coomera, Queensland, Australia**DREW BURRESS**OF • R/R • 5-9 • 182 • Soph.
Houston County, Ga. (Houston Co. HS)**CONNOR SHOUSE**RHP/INF • R/R • 6-1 • 175 • Fr.
Jasper, Ga. (Pickens Co. HS)**KENT SCHMIDT**INF • L/R • 6-0 • 221 • Soph.
Marietta, Ga. (Georgia Southern)**SAM SWYGERT**RHP • R/R • 6-1 • 215 • 5th
Springfield, SC (The Citadel)**CAYDEN SHEFFIELD**OF • R/R • 6-1 • 184 • Fr.
Dallas, Ga. (North Paulding HS)**RILEY STANFORD**RHP • R/R • 6-4 • 236 • R-So.
Gainesville, Ga. (Buford HS)**ETHAN MURRAY**INF • R/R • 6-2 • 195 • Fr.
Buford, Ga. (Buford HS)**COLE ROYER**RHP • R/R • 6-5 • 185 • Fr.
Waynesville, Ga. (Pierce Co. HS)**NATHANAEL COUPET**C/OF • R/R • 5-11 • 205 • Soph.
Boynton Beach, Fl. (North Broward Prep)**CADEN SPIVEY**RHP • R/R • 6-2 • 195 • Jr.
Vidalia, Ga. (Notre Dame)**JOHN GIESLER**INF • R/R • 6-3 • 224 • 6th
Marietta, Ga. (Walton HS)**TATE MCKEE**RHP • R/R • 6-3 • 203 • Soph.
Kennesaw, Ga. (Mount Paran Christian)**JOSHUA EVANS**LHP • S/L • 6-3 • 187 • Fr.
Lawrenceville, Ga. (Peachtree Ridge HS)**VAHN LACKEY**C/INF • R/R • 6-1 • 213 • Soph.
Suwanee, Ga. (Collins Hill HS)**RYAN JOHNSON**RHP • R/R • 6-4 • 168 • Fr.
Dallas, Ga. (Cartersville HS)**BRETT DENBY**INF • R/R • 5-11 • 180 • Jr.
New Albany, Ind. (Jefferson HS)**JACKSON SOBEL**LHP • L/L • 6-2 • 186 • Soph.
Charleston, SC
(Oceanside Collegiate Academy)**MASON PATEL**RHP • R/R • 6-1 • 210 • 5th
Knoxville, Tenn. (Georgia State)**PORTER BURSEMA**RHP • R/R • 6-1 • 198 • Soph.
Woodstock, Ga. (Georgia Southern)**JACKSON BLAKELY**RHP • R/R • 6-0 • 211 • Fr.
Thomaston Ga. (Upson-Lee HS)**BRETT BARFIELD**LHP • L/L • 6-1 • 198 • Jr.
Cumming, Ga. (Florida State)**DREW ROGERS**C • R/R • 6-1 • 220 • Fr.
Tempe, Ariz. (Hamilton HS)**JAKE LANKIE**RHP • R/R • 6-2 • 200 • Soph.
Alpharetta, Ga. (Georgia)**THORPE MUSCI**RHP • R/R • 6-0 • 201 • Fr.
Lilburn, Ga. (Parkview HS)**CADEN GAUDETTE**RHP • R/R • 6-0 • 207 • R-So.
Alpharetta, Ga. (Milton HS)**CARSON BALLARD**RHP • R/R • 6-4 • 197 • Jr.
Alpharetta, Ga. (Wesleyan HS)**TYLER NEISES**UTL • L/R • 6-3 • 220 • Soph.
Dalton, Ga. (Dalton HS)**NATHAN WAUGH**C • R/R • 6-5 • 230 • 5th
Placentia, Calif. (Cornell)**JAYLEN PADEN**RHP • R/R • 5-10 • 195 • 5th
Atlanta, Ga. (Georgia Southern)**CONNOR CHICOLI**RHP • R/R • 6-3 • 185 • Fr.
Raleigh, NC (Pro5 Baseball Academy)**KAYDEN CAMPBELL**LHP • R/L • 6-2 • 205 • Jr.
Cincinnati, Ohio (Louisville)**ADAM MCKELVEY**LHP • L/L • 6-3 • 229 • Fr.
Roswell, Ga. (Roswell HS)**BRADY JONES**RHP • R/R • 6-0 • 204 • Jr.
Decatur, Ga. (Georgia State)