

GEORGIA TECH

130TH SEASON • 35 NCAA REGIONAL APPEARANCES • 3 COLLEGE WORLD SERIES APPEARANCES • 9 ACC CHAMPIONSHIPS

2025 Official Game Notes | RamblinWreck.com | Contact: Anthony Brandt • abrandt@athletics.gatech.edu • (817) 757-6979

GEORGIA TECH BY THE NUMBERS

Overall Record.....	30-14
ACC Record.....	15-9
at Mac Nease Baseball Park.....	20-8
Road Games.....	10-5
Neutral Site Games.....	0-1
Streak.....	W1
Last 10.....	3-7

2025 SCHEDULE / RESULTS

Date	Opponent	Time/Result
2/14	OLD DOMINION	W, 3-2
2/15	OLD DOMINION	W, 7-3
2/16	OLD DOMINION	W, 7-4
2/18	GEORGIA SOUTHERN	W, 5-3
2/21	MARSHALL	W, 12-1 (7)
2/22	MARSHALL	L, 2-4
2/23	MARSHALL	W, 11-6
2/24	MARSHALL	L, 8-12
2/26	WEST GEORGIA	W, 16-7
2/28	WESTERN MICHIGAN	W, 16-4
3/1	WESTERN MICHIGAN	W, 14-1 (7)
3/2	WESTERN MICHIGAN	W, 13-3 (7)
3/4	KENNESAW STATE	W, 11-4
3/7	VIRGINIA TECH	W, 4-3
3/8	VIRGINIA TECH	L, 5-8
3/9	VIRGINIA TECH	W, 8-6
3/11	GEORGIA STATE	W, 4-2
3/14	PITTSBURGH	W, 10-1
3/15	PITTSBURGH	W, 11-1 (7)
3/16	PITTSBURGH	L, 10-12
3/18	GARDNER-WEBB	W, 14-6
3/21	NOTRE DAME	W, 18-7 (8)
3/22	NOTRE DAME	W, 9-5
3/23	NOTRE DAME	W, 10-2
3/25	KENNESAW STATE	W, 15-4 (7)
3/28	#3/6 CLEMSON	L, 7-9
3/29	#3/6 CLEMSON	W, 18-2 (7)
3/29	#3/6 CLEMSON	L, 3-4
4/1	MERCER	W, 21-5 (7)
4/4	STANFORD	W, 8-6
4/5	STANFORD	W, 10-3
4/6	STANFORD	W, 18-2 (7)
4/8	#9/11 AUBURN	L, 8-9
4/11	CALIFORNIA	W, 8-5
4/12	CALIFORNIA	W, 15-5 (8)
4/13	CALIFORNIA	W, 4-3
4/15	GEORGIA*	L, 2-5
4/18	MIAMI	L, 2-4
4/19	MIAMI	L, 2-7
4/20	MIAMI	L, 2-10
4/22	AUBURN	L, 0-1
4/25	VIRGINIA	L, 9-12
4/26	VIRGINIA	L, 5-6
4/27	VIRGINIA	W, 7-6 (10)
5/2	WESTERN CAROLINA	6 pm
5/3	WESTERN CAROLINA	4 pm
5/4	WESTERN CAROLINA	1 pm
5/6	GEORGIA SOUTHERN	6 pm
5/7	MERCER	6 pm
5/9	LOUISVILLE	6 pm
5/10	LOUISVILLE	2:30 pm
5/11	LOUISVILLE	2 pm
5/15	DUKE	6 pm
5/16	DUKE	6 pm
5/17	DUKE	3 pm

5/20 ACC TOURNAMENT DURHAM N.C.

* Game held at Truist Park
Home games in Gold

WEEKEND 12: GEORGIA TECH vs WESTERN CAROLINA



GEORGIA TECH YELLOW JACKETS

Overall Record.....	30-14, 15-9 ACC
Ranking	None
Head Coach	Danny Hall
Career Record	1,441-788-1 (38th season)
Record at GT	1,233-671-1 (32nd season)
Record Last Week.....	1-2 vs UVA



WESTERN CAROLINA CATAMOUNTS


Overall Record.....	23-21 (6-9 SoCON)
Ranking	None
Head Coach	Alan Beck
Career Record	72-80 (3rd season)
Record at WCU.....	Same
Record Last Week.....	2-1 at Samford / 1-0 vs GWU

MATCHUPS AT A GLANCE

GT	OFFENSE	WCU	GT	PITCHING/DEFENSE	WCU
.319.....	Batting.....	.308	4.54.....	ERA.....	7.03
.542.....	Slugging.....	.486	373.0.....	IP.....	371.1
.422.....	On-Base Pct.....	.407	0.....	CGs.....	0
117.....	Doubles.....	96	8.....	Saves.....	9
9.....	Triples.....	9	402/172.....	K/BB.....	373/199
66.....	Home Runs.....	52	.255.....	OBA.....	.293
245.....	Walks.....	211	43.....	Errors.....	58
66/73.....	SB/SBA.....	41/56	31.....	Double Plays.....	30

PROBABLE PITCHERS

Friday



#22 | Soph. | 5-2
55.1 IP | 4.07 ERA
61 Ks | 1.31 WHIP

Saturday



#99 | Jr. | 4-2
46.0 IP | 4.70 ERA
51 Ks | 1.56 WHIP

Sunday



#42 | Sr. | 4-1
27.0 IP | 2.67 ERA
34 Ks | 1.37 WHIP

TOP STORYLINES

- Georgia Tech baseball (30-14, 15-9 ACC) has secured the sixth straight 30-win season and tying the best start to a season in 14 years (since 2011).
- The Jackets are coming off their 1st extra-inning game of the season and 2nd true walk-off home run after Kent Schmidt hit a 10th inning blast on Sunday to defeat UVA – also Drew Burress, walk-off grand slam vs. ODU (Feb. 16).
- Tech owns one of the most potent offenses in the Power 4, leading the nation's top four conferences in doubles (117) and among the Top 5 in batting average (3rd – .319), runs/game (3rd – 8.9), hits (4th – 476) and slugging percentage (4th – .542).
- Georgia Tech is averaging 2.66 doubles per game this season, the most in the Power 4 – the program record for doubles/game is 2.51, set in the 1987 season.
- The program record for doubles in a season is 164, set in 1994, headed into this series, the Jackets are on pace for 149 doubles – accounting for only one guaranteed postseason game in the ACC tournament.
- Tech pitching has struck out 9.7 per-9-innings this season, the program record is 10.00 set back in 1998.
- The Jacket arms have only allowed 8.6 hits-per-nine this season – the fewest since 1994 – Head Coach Danny Hall's first season on The Flats.
- Tech is Top 20 across Division I in the following statistical categories: SAC flies (1st – 35), Doubles (2nd – 117), slugging % (10th – .542), Avg. (11th – .319), hits (16th – 476) and runs/game (17th – 8.9).
- Four Yellow Jackets were named Midseason All-Americans: Drew Burress (1st Team / D1 Baseball & Perfect Game), Mason Patel (1st Team / D1 Baseball & Perfect Game), Kyle Lodise (2nd Team / Perfect Game) and Alex Hernandez (Freshman All-American / Perfect Game).

- The Jackets have been featured on multiple midseason award watch lists: Drew Burress (Golden Spikes Award), Alex Hernandez (John Olerud Two-Way Player of the Year), Mason Patel (National Pitcher of the Year & NCBWA Stopper of the Year) and Kyle Lodise (Brooks Wallace Award).
- Burress is second among Power 4 players and ninth overall with 19 doubles this year, two shy of getting into the Top 20 for doubles in a season over program history.
- Tech is the only Power 4 program in the nation to have three players with 15 or more doubles: Burress (19), Lodise (17) and Carson Kerce (16).
- The Jackets are the only team in the ACC with 6 players with double-digit doubles Burress (19), Lodise (18), Kerce (16), Caleb Daniel (13), Schmidt (12) & Vahn Lackey (10).
- Lodise leads the ACC with 34 extra-base hits each, close behind in second is Burress at 33, showing why they are one of the most potent 1-2 combos in the country. Only one other player in the ACC has over 30 HBHs this season, Kyle's cousin, Alex Lodise (31 at FSU).
- Earlier this month, Burress passed college baseball hall of famer Mark Teixeira, among others, on the GT all-time home run leaderboard. He is currently 17th with 38 long balls. He is four home runs shy of the Top 10 and 19 away from the program record (Jason Varitek – 57).
- Lodise is second in the ACC, behind only his cousin, with a .767 slugging % this season (17th best in Division I).
- Burress leads Division I in career slugging % (.759) by a margin of .041. He is 12th among all of NCAA college baseball, including DII and DIII.
- Senior Mason Patel leads the Power 4 with nine wins this year, looking to become the first double-digit winner at GT since Mark Pope and Buck Farmer won 11 games in the 2011 season (14 years ago).

2025 QUICK FACTS**GENERAL INFORMATION**

School.....Georgia Institute of Technology (Georgia Tech)
Location.....Atlanta, Ga.
Enrollment.....45,295
Founded.....1885
Nickname.....Yellow Jackets, Ramblin' Wreck
Mascot....."Buzz" the Yellow Jacket
Official Colors.....Tech Gold and White
Conference.....Atlantic Coast Conference (ACC)
President.....Dr. Angel Cabrera
Faculty Athletic Representative.....Dr. Jenna Jordan
Director of Athletics.....J Batt
Website.....www.RamblinWreck.com

BASEBALL STAFF

Head Coach.....Danny Hall (32nd season)
 Alma Mater, YearMiami-Ohio, 1977
Associate Head Coach / Recruiting - James Ramsey (7th year)
 Alma Mater, YearFlorida State, 2012
Assistant Coach/PitchingMatt Taylor (2nd year)
 Alma Mater, YearColumbus State, 2017
Assistant Coach/CatchersJosh Schulman (1st year)
 Alma Mater, YearRochester, 2015 & Texas A&M, 2017
Director of Baseball OperationsScott Stricklin
Strength and ConditioningSteve Tamborra
Athletic Trainer.....Paul Wolkoff
Equipment Manager.....Bill Shackelford

HISTORICAL INFORMATION

Record Since 1895.....2,669-1,717-27 (.608)
Record at Mac Nease Baseball Park (since 1985).....1,050-348-1 (.752)
ACC Regular Season Record (since 1980).....620-460-2 (.575)
ACC Regular Season Championships (Divisional).....9
 1987, 1993, 1997, 2000, 2004, 2005, (2011, 2019, 2021)
ACC Tournament Appearances.....43
ACC Tournament Record.....83-69 (.546)
ACC Tournament Championships.....9
 1985, 1986, 1987, 1988, 2000, 2003, 2005, 2012, 2014
NCAA Tournament Appearances.....35
 1959, 1971, 1985, 1986, 1987, 1988, 1989, 1990, 1991,
 1992, 1993, 1994, 1995, 1996, 1997, 1998, 2000, 2001,
 2002, 2003, 2004, 2005, 2006, 2008, 2009, 2010, 2011,
 2012, 2013, 2014, 2016, 2019, 2021, 2022, 2024
NCAA Tournament Record.....79-71 (.527)
NCAA Super Regional Appearances.....5
 2000, 2002, 2004, 2005, 2006
College World Series Appearances.....3
 1994 (2nd), 2002 (T-5th), 2006 (T-7th)
College World Series Record.....4-5 (.444)

STADIUM INFORMATION

Name.....Mac Nease Baseball Park at Russ Chandler Stadium
Year Opened.....1985
Last Renovated.....2020-21
Capacity.....3,194
Dimensions.....329-382-390-350-334
Fence Height.....10 feet
Address.....Fowler Street & Fifth Street, Atlanta, Ga. 30332

2025 TEAM INFORMATION

Lettermen Returning.....15
Starting Position Player.....4
Starting Pitchers.....2
Newcomers.....29

2024 YEAR IN REVIEW

Overall Record.....33-25
ACC Record.....15-15
ACC Finish.....Fourth - Coastal
ACC Tournament.....0-2
Final Ranking.....N/A

NO.	NAME	POS.	YR	B/T	HT	WT	HOMETOWN/LAST SCHOOL
1	Parker Brosius	OF	JR	R/L	6'1"	193	Suwanee, GA. (Lambert HS)
2	Kyle Lodise	INF	JR	R/R	5'11"	180	Brunswick, GA. (Augusta)
3	Carson Kerce	INF	Soph.	R/R	5'11"	200	Marietta, GA. (Pope HS)
4	Alex Hernandez	RHP/INF	FR	R/R	6'2"	188	Cumming, GA. (Forsyth Central HS)
5	Cooper McMullen	RHP/OF	FR	R/R	6'3"	186	Bonaire, GA. (Tattnall Square Academy)
6	Caleb Daniel	C/UTL	FR	L/R	5'11"	183	Cartersville, GA. (Cartersville HS)
7	William Baker	INF/UTL	FR	L/R	6'0"	188	Upper Coomera, Queensland Australia
8	Drew Burress	OF	Soph.	R/R	5'9"	182	Houston County, GA. (Houston County HS)
9	Connor Shouse	RHP/INF	FR	R/R	6'1"	175	Jasper, GA. (Pickens County HS)
10	Kent Schmidt	INF	Soph.	L/R	6'0"	221	Marietta, GA. (Georgia Southern)
12	Sam Swygert	RHP	5th	R/R	6'1"	215	Springfield, SC (The Citadel)
14	Cayden Sheffield	C/OF	FR	R/R	6'1"	184	Dallas, GA. (North Paulding HS)
15	Riley Stanford	RHP/OF	JR	R/R	6'4"	236	Gainesville, GA. (Buford HS)
16	Ethan Murray	INF	FR	R/R	6'2"	195	Buford, GA. (Buford HS)
18	Cole Royer	RHP	FR	R/R	6'5"	185	Waynesville, GA. (Pierce County HS)
19	Nathanael Coupet	C/OF	Soph.	R/R	5'11"	205	Boynton Beach, FL (North Broward Prep)
20	Caden Spivey	RHP	JR	R/R	6'2"	195	Vidalia, GA. (Notre Dame)
21	John Giesler	INF	6th	R/R	6'3"	224	Marietta, GA. (Walton HS)
22	Tate McKee	RHP	Soph.	R/R	6'3"	203	Kennesaw, GA. (Mount Paran Christian)
24	Joshua Evans	LHP/OF	FR	S/L	6'3"	187	Lawrenceville, GA. (Peachtree Ridge HS)
25	Vahn Lackey	C/INF	Soph.	R/R	6'1"	213	Suwanee, GA. (Collins Hill HS)
26	Ryan Johnson	RHP	FR	R/R	6'4"	168	Dallas, GA. (Cartersville HS)
27	Brett Denby	INF	Soph.	R/R	5'11"	170	New Albany, IN (Jefferson HS)
28	Jackson Sobel	LHP	Soph.	L/L	6'2"	186	Charleston, SC (Oceanside Collegiate Academy)
29	Mason Patel	RHP	5th	R/R	6'1"	210	Knoxville, TN Georgia State)
30	Porter Buursema	RHP	Soph.	R/R	6'1"	195	Woodstock, GA. (Georgia Southern)
31	Jackson Blakely	RHP	FR	R/R	6'0"	211	Thomaston GA. (Upson-Lee HS)
32	Brett Barfield	LHP	JR	L/L	6'1"	198	Cumming, GA. (Florida State)
34	Drew Rogers	C/INF	FR	R/R	6'1"	220	Tempe, AZ (Hamilton HS)
35	Jake Lankie	RHP	Soph.	R/R	6'2"	200	Alpharetta, GA. (Georgia)
36	Thorpe Musci	RHP	FR	R/R	6'0"	201	Lilburn, GA. (Parkview HS)
37	Caden Gaudette	RHP R-Soph.	R/R	R/R	6'0"	207	Alpharetta, GA. (Milton HS)
38	Carson Ballard	RHP	JR	R/R	6'4"	197	Alpharetta, GA. (Wesleyan HS)
39	Tyler Neises	INF/OF	Soph.	L/R	6'3"	220	Dalton, GA. (Dalton HS)
40	Nathan Waugh	C	5th	R/R	6'5"	230	Placentia, Calif. (Cornell)
42	Jaylen Paden	RHP	5th	R/R	5'10"	195	Atlanta, GA. (Georgia Southern)
45	Connor Chicoli	RHP	FR	R/R	6'3"	185	Raleigh, NC (Pro5 Baseball Academy)
49	Kayden Campbell	LHP	JR	R/L	6'2"	205	Cincinnati, OH (Louisville)
55	Adam McKelvey	LHP	FR	L/L	6'3"	229	Roswell, GA. (Roswell HS)
99	Brady Jones	RHP	JR	R/R	6'0"	204	Decatur, GA. (Georgia State)

Coaching Staff

Head Coach — Danny Hall (32nd season)
Associate Head Coach/Recruiting Coordinator — James Ramsey (7th season)
Assistant Coach — Josh Schulman (1st season)
Assistant Coach /Pitching — Matt Taylor (2nd Season)
Director of Pitching - Jason Richman (2nd Season)
Director of Operations - Scott Stricklin (1st season)
Player Development Coach - Steve Tamborra (25th season)
Athletic Trainer - Paul Wolkoff (16th season)

PRO-NUN-SEE-AY-SHUN GUIDE

Parker Brosius..... BRO-zhus
 Kyle Lodise.....LOW-deese
 Carson Kerce..... like "Curse"
 Nathanael Coupet..... coo-PAY
 John Giesler GEESE-ler
 Vahn Lackey..... Vaughn
 Thorpe Musci..... like "Musky"
 Tyler NeisesNICE-sis
 Nathan Waugh WAH
 Jaylen PadenPAY-din
 Connor Chicoli chick-COLE-ee
 Adam McKelveymick-KEL-vee
 Josh Schulman SHOOL-man

RECRUITING SUCCESS

• Tech has now signed top-5 classes in four of the last six years, top-10 classes in five of the last six years, and six-straight top-20 Perfect Game recruiting classes, leading the Atlantic Coast Conference in all categories.

• The 2024 freshman class was rated No. 2 in the nation and features three players ranked in PG's National top-100: Drew Rogers (No. 23 prospect / No. 3 Catcher), Connor Shouse (No. 83 prospect / No. 22 SS) and Alex Hernandez (No. 96 prospect / No. 8 3B).

• This class also contains one draft pick from the 2024 MLB draft who chose to come to GT instead (Cole Royer – drafted in the 20th round (601st overall) by the New York Yankees).

JACKETS FROM 2024 NO. 2 RECRUITING CLASS

Name	Hometown	Position	PG National Ranking
Will Baker	Upper Coomera, Queensland, Australia	INF	---
Jackson Blakely	Thomaston, Ga.	RHP	---
Connor Chicoli	Raleigh N.C.	RHP	342
Caleb Daniel	Cartersville, Ga.	UTL	187
Joshua Evans	Lawrenceville, Ga.	LHP	256
Alex Hernandez	Cumming, Ga.	RHP/INF	96
Ryan Johnson	Dallas, Ga.	RHP	462
Adam McKelvey	Roswell, Ga.	LHP	---
Cooper McMullen	Bonaire, Ga.	RHP/OF	364
Ethan Murray	Buford, Ga.	INF	282
Thorpe Musci	Lilburn, Ga.	RHP	223
Drew Rogers	Tempe, Ariz.	C	23
Cole Royer	Waynesville, Ga.	RHP	302
Cayden Sheffield	Dallas, Ga.	OF	262
Connor Shouse	Jasper, Ga.	RHP/INF	83

JACKETS FROM 2023 NO. 5 RECRUITING CLASS

Name	Hometown	Position
Drew Burress	Houston County, Ga.	OF
Nathanael Coupet	Boynton Beach, Fla.	C
Brett Denby	New Albany, Ind.	INF
Carson Kerce	Marietta, Ga.	INF
Vahn Lackey	Suwanee, Ga.	C
Tate McKee	Kennesaw, Ga.	RHP
Tyler Neises	Dalton, Ga.	INF
Jackson Sobel	Charleston, S.C.	LHP

JACKETS FROM 2022 NO. 3 RECRUITING CLASS

Name	Hometown	Position
Parker Brosius	Suwanee, Ga.	OF
Riley Stanford	Gainesville, Ga.	OF/RHP
Caden Gaudette	Alpharetta, Ga.	RHP
Carson Ballard	Alpharetta, Ga.	RHP

JACKETS FROM 2020 NO. 4 RECRUITING CLASS

Name	Hometown	Position
John Giesler	Marietta, Ga.	INF

CARDIAC JACKETS

• Georgia Tech baseball has been in for exciting baseball since 2019, posting a 35-23 record in one-run games.

• Since 2002, Tech has posted a nearly 60-percent win percentage in one-run games (.581).

GT BASEBALL RECORD IN 1-RUN GAMES - SINCE 2002

Year	Record	Pct.
2025	4-4	.500
2024	4-3	.571
2023	4-6	.400
2022	6-3	.667
2021	8-4	.667
2020	2-2	.500
2019	10-5	.667
2018	4-5	.444
2017	3-9	.250
2016	8-5	.615
2015	9-3	.750
2014	8-10	.444
2013	8-6	.571
2012	9-7	.563
2011	5-5	.500
2010	5-2	.714
2009	7-3	.700
2008	9-4	.692
2007	5-5	.500
2006	9-6	.600
2005	9-9	.500
2004	10-5	.667
2003	7-4	.636
2002	10-3	.769
TOTAL	161-116	.581

• The Cardiac Jackets wasted no time returning for 2025, winning opening day by one run, 3-2, after scoring the go-ahead run in the bottom of the eighth after an infield grounder from **Nathan Waugh** gave just enough time for **Drew Burress** to come sliding home from third, despite a 5-man infield from ODU.

• In the 2nd game, Tech fell behind, 3-0 before recording an out, only for the bullpen to come in and pitch 9.0 innings of scoreless ball, striking out a season high 16 and only allowing three base hits. The bullpen kept the game, 3-0, until the bottom of the ninth, when Tech exploded for seven runs, the most scored in a ninth inning in a decade of GT baseball.

• That 7-run 9th inning began with a 5-pitch walk by **Nathan Waugh** before **Vahn Lackey** delivered his 2nd hit of the game to put runners at 1st and 2nd. **Alex Hernandez** drew a walk on 4 pitches to load the bases for **Tyler Neises** who connected on an 0-1 pitch, driving it into left for a single and cutting the deficit to one run, 3-2. **Will Baker** reached on an error when his sacrifice bunt was mishandled by the ODU pitcher, loading the bases for **Kyle Lodise** who took his second walk of the day to score Hernandez and tie the game. The very next batter was **Drew Burress** and he made no mistake, smashing a 1-0 pitch over the wall in right for the walk-off opposite field walk-off grand slam.

• The Jackets began ACC play with a pair of ninth-inning rallies to take two of three at Virginia Tech. On Friday, GT had been trailing, 2-3, since the fifth inning but **Carson Kerce** and **Kyle Lodise** led off the inning with walks before being brought home off

singles from **Kent Schmidt** and **Alex Hernandez**, before **Patel** slammed the door in the bottom of the inning to earn the 4-3 win.

• In the series finale, Tech entered the 9th tied, 6-6 and had not scored since the 3rd. **John Giesler** led off the inning with a four-pitch walk, followed by a 5-pitch walk from **Parker Brosius**. It was freshman **Caleb Daniel** who came through in the clutch, launching a ground-rule double to put GT ahead, 7-6. **Carson Kerce** would drive home **Brosius** on a SAC fly to add the insurance run before the combination of **Brett Barfield** and **Cooper McMullen** shut down the VT bats for the victory and the 1st career save for **McMullen**.

• In the final game of April, the Jackets were on a season-long seven game losing skid, headed into the bottom of the ninth, down 4-6, facing the first 8-game losing streak since 1986. **Drew Burress** saved the day, launching a two-run game-tying home run after **Kyle Lodise** drew a walk to get on base. Once the game entered the 10th inning, **Mason Patel** put a zero on the board, allowing for **Kent Schmidt**, playing in his first series since missing 20 games with an injury, to launch a walk-off solo home run with two outs, to give Tech a 7-6 victory.

DANNY HALL - A LIVING LEGEND

• ABCA Hall of Famer **Danny Hall** joined the Top-10 winningest Division I coaches in history on March 15, when Tech defeated Pitt, 11-1 (7) - his 1,427th win.

• He became the 11th NCAA Division I coach all-time to reach the 1,400 career win mark on April 14 when Tech defeated then-No. 16 Virginia Tech, 11-7.

• In addition to his career-win milestone, Coach Hall also reached the 1,200 wins at Georgia Tech after defeating No. 9 Duke on May 12, 2024.

• He currently has 1,441 career wins – the 2nd most among active NCAA head coaches after South Carolina hired Paul Mainieri (1,531 career wins) this season.

• Hall is 3 wins away from tying Chuck Hartman (1,444 at High Point/Virginia Tech 1959-2006) for the 9th most in Division I history.

• Tech replaced Texas as the only program in Division I with 2 coaches in the all-time top-10 - Jim Morris coached at GT from 1982-93.

ALL-TIME WINNINGEST COACHES -- DIVISION I

Rk.	Coach	Wins
1.	Mike Martin	2,029
2.	Augie Garrido	1,975
3.	Gene Stephenson	1,768
4.	Mark Marquess	1,627
5.	Jim Morris	1,594
6.	Paul Mainieri *	1,531
7.	Larry Hays	1,508
8.	Mike Fox	1,487
9.	Chuck Hartman	1,444
10.	Danny Hall*	1,441

*Actively coaching

**Italics indicate
s they coached at GT

OFFENSE

Returning Starters

• Georgia Tech baseball returns four bats from the starting lineup of the 2024 Athens Regional Final: Drew Burress, John Giesler, Parker Brosius and Vahn Lackey.

• 2024 National Freshman of the Year (D1 Baseball/Perfect Game) and National Freshman Hitter of the Year (NCBWA) Drew Burress returns for his sophomore season after delivering one of the greatest freshman seasons in college baseball history last year.

• Burress led Georgia Tech in a myriad of categories last year, including average (.381), home runs (25) and RBI (67), becoming the 12th Yellow Jacket to win Tech's triple crown.

• He set the Georgia Tech record for most assists by an outfielder, gunning down 10 base-runners from center field while also setting the program record with four home runs in a single game, against Georgia State (Feb. 27, 2024).

• His .821 slugging percentage from last season gives him the highest career slugging percentage in program history, with a minimum of 200 at bats in White & Gold. It was the 4th highest slugging percentage in a single season by a Yellow Jacket, the best since 1926 and the first .800+ slugging season in 45 years (Tommy Thompson (.811) – 1979).

HIGHEST SLUG % - SINGLE SEASON - GT HISTORY

Name	TB-AB	Slugging %	Season
1. Tom Angley	93-100	.930	1926
2. Bobby Reeves	97-109	.890	1926
3. Doug Wycoff	81-98	.827	1926
4. Drew Burress	179-218	.821	2024
5. Tom Angley	68-83	.819	1925
6. Tommy Thompson	103-127	.811	1979
7. Jason Varitek	182-228	.798	1993
8. Nomar Garciaparra	213-274	.777	1994
9. Mark Teixeira	186-241	.772	2000
10. Riccardo Ingram	179-237	.755	1987

**Italics indicates coached by Danny Hall*

DOUBLE TROUBLE

• Georgia Tech first led the nation in doubles at the start of March (March 2nd) & has been in the Top 3 ever since.

• The Jackets enter the weekend as one of only two programs with over 115 doubles.

Rank	Team	Conference	Doubles
1.	New Mexico	Mountain West	118
2.	Georgia Tech	ACC	117
3.	Arizona State	Big 12	111
4.	Richmond	Atlantic 10	110
5.	High Point	Big South	109
6.	Virginia Tech	ACC	108
7.	Texas	C-USA	107
8.	Tulane	American	106
9.	Austin Peay	ASUN	105
10.	5 tied		104

• The program record for doubles in a season is 164, set in 1994. The 2025 team is on pace for 149 - accounting for only one guaranteed postseason game in the ACC tournament.

• Tech hit 117 doubles last season and have only ever eclipsed 150 doubles four times, most recently in 2006 (156)

• Georgia Tech is the only Power 4 program in the nation to have three players with 15+ doubles this season - and one of five program in total.

TEAM	Players (No. of doubles)	No. of players
High Point	Konni Durschlag (17), Landen Johnson (16), Miggy Echazarreta (16), Brayden Simpson(15)	4
Georgia Tech	Drew Burress (18), Kyle Lodise (17), Carson Kerce (16)	3
Murray State	Jonathan Hogart (23), Luke Mistone (16), Dom Decker (15)	3
New Mexico	Jordy Oriach(18), Ethan Ott (17), Will Asby (16)	3
Richmond	Jack Arcamone (21), Jordan Jaffe (17), Brady O'Brien (15)	3
14 Teams		2
102 Teams		1
178 Teams		0

• **Caleb Daniel** is close behind with 13 doubles, **Kent Schmidt** has 12, despite playing in 20 fewer games.

• **Kyle Lodise & Drew Burress** have proven to be the best 1-2 punch in the nation. They sit atop the ACC in extra base hits and rank among the very best across Division I this season.

Player	Team	2B	3B	HR	XBH
Kyle Lodise	GT	18	2	14	34
Drew Burress	GT	19	1	13	33
Alex Lodise	FSU	15	2	14	31
Ben Miller	Duke	11	0	18	29
Eric Becker	UVA	18	1	8	27
Josh Hogue	NCST	16	0	9	25
Jarren Advincula	Cal	16	2	6	24
Trevor Haskins	Stan	12	0	12	24
Ryan Zuckerman	Pitt	13	0	10	23
Max Williams	FSU	8	0	15	23
Kade Lewis	WF	12	0	11	23
Zion Rose	LOU	14	2	7	23

• Alex Hernandez is lurking close to the Top 10, sitting at 21 XBH

• So far in 2025, the Georgia Tech offense is the best in the ACC and one of the very best in the country.

GEORGIA TECH — 2025 NAT'L/ACC RANKS

Category	No.	D1 Rank	ACC Rank
SAC Flies	35	1st	1st
Doubles	117	2nd	1st
Doubles per game	2.66	4th	1st
Slugging %	.542	10th	1st
Batting Average	.319	11th	1st
Hits	476	16th	1st
Runs	392	17th	1st
Scoring	8.9	17th	1st
On-Base %	.422	22nd	2nd
Walks	245	30th	6th
Home Runs	66	34th	4th

• Last season, Tech continued its legacy of powerful offense, finishing at or near the top of the ACC in a multitude of categories

GEORGIA TECH — 2024 NAT'L/ACC RANKS

Category	No.	D1 Rank	ACC Rank
Base on Balls	360	10th	3rd
On-Base Percentage	.420	17th	2nd
Batting Average	.305	29th	6th
Slugging Percentage	.516	30th	7th

• In 2023, Tech finished in the Top 15 in 5 offensive categories.

GEORGIA TECH — 2023 FINAL NAT'L/ACC RANKS

Category	No.	D1 Rank	ACC Rank
Doubles/Game	2.49	3rd	2nd
Average	.323	4th	2nd
Doubles	142	10th	2nd
Slugging percentage	.538	11th	1st
On-base percentage	.416	15th	3rd

• The last 4 years have seen GT's offense become its calling card.

GEORGIA TECH — 2022 FINAL NAT'L/ACC RANKS

Category	No.	D1 Rank	ACC Rank
Runs per game	9.4	3rd	1st
Average	.327	1st	1st
On-base percentage	.419	6th	2nd
Slugging percentage	.551	5th	2nd
Home runs	115	10th	3rd

• In 2023, Tech also set the program record for most triples in a single game on Feb. 17 vs. Miami (Ohio) with four.

• Tech also tied the program record for most doubles in a single game on March 14 vs. No. 18 Auburn with eight — hitting six in the third inning alone.

• Tech looked true to form in again being one of the top powerhouse offenses in the ACC on Opening Weekend last year, setting the school record for runs scored on Opening Day (21).

• Part of the season-opening onslaught was seven home runs for Tech, the most in a single game since 2009.

OFFENSE

STREAKS

• The Jackets hold a number of hitting streaks heading into this weekend. The following players are either currently on or have had their career-long hitting streak in 2025

Active Hitting Streaks - GT Baseball

Name	Hit Streak	Since	Longest
Kyle Lodise	3 games	April 25	15
Vahn Lackey	3 games	April 25	8
Caleb Daniel	3 games	April 25	7
Drew Burress	2 games	April 26	12

Active On-Base Streaks - GT Baseball

Name	On Base Streak	Since	Longest
Caleb Daniel	10 games	April 12	17
Drew Burress	5 games	April 20	56
Vahn Lackey	4 games	April 22	27
Carson Kerce	4 games	April 22	20
Drew Rogers	4 games	March 29	6
Kyle Lodise	3 games	April 25	47

• Drew Burress held a 56 game on-base streak from April 28, 2024 - April 19, 2025 - the 5th longest on-base streak in program history.

• Kyle Lodise saw his career-long 47 game on-base streak snapped in his last game, at Auburn. He had held that streak for over a calendar year, April 6, 2024 - April 22, 2025.

• Nathan Waugh had an on-base streak lasting 50 games, including his first 8 games in White & Gold. He reached base in all 38 games of his senior season at Cornell in 2024.

Longest On-Base Streaks - GT Baseball History

Name	Started	Ended	Streak
Danny Payne	2006	2007	80
Scott Jordan	1984	1985	79
Jason Varitek	1993	1994	65
Mark Teixeira	2000	2001	58
Richard Lewis	2000	2001	56
Drew Burress	April 28, 2024	April 19, 2025	56

Friday Highlights - The Bats - GT 9 - Virginia 12

• The Jackets hit three home runs, marking the eighth time the team has combined for 3+ long balls this season and first time since the series finale at Stanford (four on April 6)

• Sophomore Kent Schmidt returned to action for the first time since March 18th, hitting a pinch-hit double in the seventh inning.

• Twelve runs are tied for the most runs allowed in a game this season.

• Sophomore Vahn Lackey matched his career high with a three hit performance tonight – going 3-for-4 with a walk, an RBI and a run scored.

• It was his fourth-career three-hit game and second of ACC play (also at Virginia Tech – March 7).

• This was Lackey's 19th multi-hit game of the season, tying him with Drew Burress and Alex Hernandez for the most on the team – all underclassmen.

• Sophomore Carson Kerce recorded his 15th multi-hit game of the season, going 2-for-4 with a home run. He has reached base multiple times in 26 of Tech's 42 games this season (62 % of games).

• Schmidt made his return to the lineup, coming in as a pinch-hitter in the seventh inning and hitting his 12th double of the season, off the wall in left field.

• Schmidt has successfully reached base in all 22 of his games played this season and is currently riding a 16-game

hitting streak.

• He is currently at a .54 double-per-game clip, putting him on pace for a team-high 23 doubles had he not missed 20 games with an injury.

• Freshman Connor Shouse made his fourth start of the season, and first in the field, playing right field before playing the final two innings at first base. He would stretch his on-base streak to seven games with a 1-for-3 game, hitting his first double of the season and coming around to score twice.

• This was Shouse's second multi-run game of the season and his first in ACC play.

• Junior Kyle Lodise launched his team-leading 14th HR of the season in the fourth inning. It was his first home run since returning from an injury that forced him to miss five games (April 6 – April 18).

• Freshman Caleb Daniel extended his on-base streak to eight games with a 1-for-4 game, driving in two RBI and scoring a run with a home run in the ninth.

• It was his 5th HR of the season, bringing Tech's freshman HR total to 23 – led by 10 from Alex Hernandez. GT had 32 homers from freshman last year, headlined by a freshman record 25 from Burress.

• The home run wasn't even his greatest highlight of the night, as Daniel flashed the leather, robbing a UVA home run on the first pitch of the game.

Saturday Highlights - The Bats - GT 5 - Virginia 6

• Sophomore Kent Schmidt made his first start since March 18, joining the lineup as the designated hitter.

• Freshman Connor Shouse made his fifth start of the season, and second in the field, coming through with a 2-for-3 game, posting his second home run and his second double, marking his first-career multi-extra base hit day.

• He hit the Jackets' 63rd homer of the year in the eighth inning, following that with a two-run double in the ninth inning.

• Tech freshmen have accounted for 24 HRs this season – led by 10 from Alex Hernandez. GT had 32 homers from freshman last year, headlined by a freshman record 25 off the bat of Drew Burress.

• Shouse extended his on-base streak to eight games, dating back to March 29.

• The freshman from Pickens County has doubled his season RBI total this series, going from four to eight.

• He was left stranded at second as the game tying run after connecting for a two-run double in the ninth with two outs and two strikes.

• Freshman Caleb Daniel extended his on-base streak to nine games with a 1-for-4 performance. He scored the first of three runs in the ninth inning after reaching base on an error.

• Sophomore Vahn Lackey drew a walk and came around to score in the three-run ninth inning. He has scored multiple runs in six of eight ACC series this season.

• Sophomore Kent Schmidt recorded another RBI today, driving in Daniel for the first run of the ninth inning. He has recorded RBI in both games since returning from injury and seven straight appearances dating back to March 11.

• Freshman Cooper McMullen came in as a pinch runner for Schmidt in the ninth, coming around to score the 5th run of the game for Tech – his first-career run scored.

Sunday Highlights - The Bats - GT 7 - Virginia 6 (10)

• After falling behind, 6-3 in the top of the seventh, the #CardiacJackets started the comeback. Freshman Will Baker launched a pinch-hit solo home run to cut the lead to two in the bottom of the seventh, followed by a two-run game-tying blast from Burress in the bottom of the ninth. After Mason Patel pitched his third scoreless inning in the top of the 10th, it was Kent Schmidt, who had missed the previous 20 games before the series with an injury, coming through with an opposite field blast in the bottom of the 10th to snap GT's seven-game losing skid with the second walk-off home run of the season.

• This was Tech's first extra-inning game of the season and second true walk-off home run – also Burress ODU (Feb. 16).

• It was GT's fourth walk-off hit of the season after Hernandez and Burress secured run-rule wins on March 2nd and April 12th

• GT has now won two games this season when trailing after eight innings, both coming in ACC play – other at Virginia Tech on March 9.

• The Jackets hit three home runs, marking the ninth time the team has combined for 3+ long balls this season - Tech is 7-2 in those games.

• Sophomore Kent Schmidt hit his first collegiate walk-off home run and 3rd HR of the year in the 10th inning, a solo shot to left field.

It was his second RBI of the game and 4th of the series after a two-out RBI single in the sixth inning cut the deficit to 3-4.

He has recorded RBI in all three games since returning from injury and eight straight appearances overall, dating back to March 11.

This was his third game-winning RBI of the year, tied for the second most on the team behind five from Burress.

Speaking of Burress, he launched his 13th HR of the season in the bottom of the ninth inning, driving in Kyle Lodise and tying the game, 6-6.

It was his 38th career home run in White & Gold, giving him sole possession of 17th on the program's career home run leaderboard. He is four home runs shy of the Top 10 and 19 away from the program record (Jason Varitek – 57).

Freshman Will Baker delivered his fourth home run of the year in the seventh inning, the first of four unanswered GT runs. It was a solo shot to right center.

It was and his third home run of the month, tied with Vahn Lackey for the second-most on the team behind Burress (4).

Baker finishes April with a team-high .625 slugging percentage, going off for three HR and 13 RBI – both 2nd on the team behind Burress (4 HR and 14 RBI).

The Australian has delivered a team-high three-extra base hits when coming off the bench this season.

Tech freshmen have accounted for 25 HRs this season – led by 10 from Alex Hernandez. GT had 32 homers from freshman last year, headlined by a freshman record 25 off the bat of Drew Burress.

• Freshman Caleb Daniel extended his on-base streak to 10 games with a 2-for-4 performance, scoring a run and drawing a walk as well. It was his 13th multi-hit game of the season, tied with Schmidt for the 6th most on the team.

• Sophomore Vahn Lackey delivered his 20th multi-hit game of the season (tied with Alex Hernandez for the most on the team), going 2-for-5 in the 5-hole.

• Freshman Alex Hernandez maintained pace, going 2-for-5 for his 20th multi-hit game of the year. He would drive in a run as well for his 48th RBI of the season – tied with Burress for the most on the team.

• Junior Kyle Lodise came around to score twice, including one of the two runs driven in on Burress' game tying blast in the ninth. It was his 16th multi-run game of the season.

• Freshman Connor Shouse made his sixth start of the season, and third in the field, making an impact defensively with a diving catch in right to help ignite the GT comeback.

JACKETS IN THE POLLS

WEEK	BA	USA	NCBWA	D1	PG
Preseason	-	rv	rv	-	-
Week 1	-	rv	rv	-	-
Week 2	-	rv	rv	-	-
Week 3	-	rv	rv	-	-
Week 4	-	rv	rv	-	-
Week 5	-	rv	rv	-	-
Week 6	-	25	rv	25	19
Week 7	-	22	rv	25	22
Week 8	20	18	21	18	15
Week 9	13	13	14	14	13
Week 10	25	22	rv	24	21
Week 11	-	rv	rv	-	-

BA = Baseball America, USA = USA Today, NCBWA = NCBWA, D1 = D1Baseball.com, PG = Perfect Game N/A = poll not out before release of notes rv = receiving votes

PITCHING

- Georgia Tech returns three pitchers with over 30 innings pitched last season: **Tate McKee** (sophomore. 47.0 IP), **Carson Ballard** (r-sophomore. 34.2 IP) and **Mason Patel** (graduate senior. 36.0 IP)
- The Jackets return seven arms in total from last year's squad: McKee, Ballard, Patel, **Riley Stanford**, **Jackson Sobel**, **Brett Barfield** and **Caden Gaudette**
- The Jackets are heading into the second season under pitching coach **Matt Taylor** and **Jason Richman** as director of pitching. And head coach Hall has said he believes this to be the year that Tech fans witness "the fruits of their labor" as the pitching staff looks to prove people wrong in 2025.
- A whopping 21 new arms are joining the staff for the 2025 season, featuring a solid mix of 14 freshmen and seven transfers.

Freshman Arms

Name	Hometown	PG State Ranking	PG National Ranking
Jackson Blakely	Thomaston, Ga.	87	---
Connor Chicoli	Raleigh N.C.	10	342
Joshua Evans	Lawrenceville, Ga.	27	256
Alex Hernandez	Cumming, Ga.	12	96
Ryan Johnson	Dallas, Ga.	46	462
Adam McKelvey	Roswell, Ga.	178	---
Cooper McMullen	Bonaire, Ga.	40	364
Thorpe Musci	Lilburn, Ga.	23	223
Cole Royer	Waynesville, Ga.	33	302
Connor Shouse	Jasper, Ga.	9	83

Transfers

- Sam Swygert:** Grad Transfer RHP from The Citadel. Pitched in 18 games and made 12 starts last season, pitching a team-high 67.1 innings with a 5.75 ERA.
- Caden Spivey:** Junior RHP from Notre Dame. Made 15 appearances with three starts and 27.2 innings of work while going 1-1 with an 8.46 ERA
- Porter Buursema:** Sophomore RHP from Georgia Southern. Made six starts, pitching 12.2 innings with 14 strikeouts, a 5.68 ERA and a 1-0 record.
- Jake Lankie:** R-Freshman RHP from Georgia. Redshirted last season. Rated as the No. 23 RHP out of Georgia in the class of 2023 Perfect Game rankings.
- Jaylen Paden:** Graduate RHP from Georgia Southern. Has not pitched in a game since March 7, 2023 due to injury. Career 5.62 ERA over 107.1 innings from 2021-23.
- Kayden Campbell:** Junior LHP from Louisville. Made 23 relief appearances last season, pitching 20.0 innings and striking out 22 with a 7.65 ERA
- Brady Jones:** Junior RHP from Georgia State. Led the team with a 5-1 record last season, making 16 relief appearances and 1 start with a 7.32 ERA and 37 strikeouts over 39.1 innings. Most innings pitched out of GSU's bullpen last season.

Spinning From The Start

- The Georgia Tech pitching staff got off to a historically strong start in 2025 - holding its opponents to fewer than five runs in each of its first six games for the first time since 2002.
 - The pitching staff allowed nine runs over the course of the series, a 10-run improvement after averaging 19 runs allowed over the previous three opening series sweeps (14 RA in 2024, 24 RA in 2023 and 19 RA in 2022).
 - The Jacket pitchers struck out 40 in the opening weekend against Old Dominion – tied with 2022 for the most strikeouts through the first three games this century.
 - In March, the Jackets allowed only three hits in back-to-back games against Georgia State (March 11) and Pitt (March 14) – the first time Tech has allowed 3 or fewer hits in back-to-back games since a doubleheader against Duke in 2012 (March 31st – 3 hits in game one / 2 hits in game two) – those games featured a complete game shutout from Buck Farmer and 4.1 innings from Luke Bard – both future major leaguers.
- No PATEL-ing How Long This Will Last**
- Senior RHP Mason Patel is simply put, the most effective pitcher in the ACC so far in 2025.
 - He became the first Yellow Jacket pitcher this century to win each of his first six starts.
 - He was awarded ACC Co-Pitcher of the week on Feb. 24 after dominating both Marshall and Georgia Southern to the tune of 8.1 innings with a 0.00 ERA, 11 strikeouts and a 2-0 record while only allowing four base runners.
 - Patel becomes the first GT pitcher to earn pitcher of the week since Andy Archer (March 29, 2021).
 - Patel's award-winning week got started on Wednesday, when he came out of the bullpen to start the third inning in Tech's road opener at Georgia Southern. Patel was perfect through 5.1 innings, retiring the first 16 batters he faced in order to quiet the Georgia Southern bats and allow for Tech to take the game, 5-3. He struck out a career-best nine batters in that appearance, which also goes down as his longest outing in White & Gold – Patel's longest since pitching 6.0 innings in a start against Brown for Georgia State back in 2023, all in only 50 pitches.
 - He followed that with another gem of an outing on Sunday against Marshall, entering the game with runners on second and third and nobody out in the fifth inning, working around a hit-by-pitch to keep the Thundering Herd off the board with yet another scoreless inning. He would pitch two more scoreless to earn the victory, leaving after the 7th inning with the Jackets in front, 10-3.
 - Patel's efforts bolstered a resurgent GT bullpen in 2025. The Tech bullpen struck out 54 batter while holding opponents to a .180 average – the best numbers by a Tech bullpen through seven games since at least the turn of the century.
 - In his third appearance of the season, Patel entered in the sixth inning - retiring the first batter he saw to get Tech into the 7th inning and earning the win and improving to 3-0 – becoming the first Yellow Jacket pitcher to be 3-0 after only nine games since Xzavion Curry in 2018.
 - Patel was first out of the bullpen vs. KSU, working a pair of flyouts to get Tech out of the second inning before striking out two around a couple of hits in the third and adding another K in the fourth around a two-out walk for 2.2 scoreless innings
 - He would get credit for the win, improving to 4-0 on the season and becoming the first Yellow Jacket to earn the win in each of his first four appearances since Mark Pope in 2011.
 - Patel** came out of the bullpen in the 5th inning of the series opener at VT and continued his unconscious season, pitching 4.2 innings without allowing a hit.
 - Patel allowed only three base runners (one walk, one HBP, one ROE) and retiring 7 straight during the middle innings.

- He would get credit for the win, becoming the first Yellow Jacket to earn a win in each of his first five appearances since Kyle Bakker in 2002.

- **Patel** slammed the door yet again in Tech's last game (vs. GSU) pitching the final 3.0 innings and allowing only one base runner to secure his sixth victory in as many appearances, still without allowing a run.

- He came in to pitch the final three innings of the Saturday win against Pitt, earning his first save of the season. He gave up his first run of the year in the seventh inning, bringing his scoreless streak to an end at 22.2 innings to begin the year – the best by any Tech pitcher this century.

- Patel came out on Saturday at Virginia Tech, pitching a career-best 6.2 innings - the longest outing of any Yellow Jacket at that point – while striking out seven and throwing only 73 pitches.

- He entered the game at Notre Dame (March 22) in the third inning, coming in with the bases loaded, one out and a two-run lead (5-3). He proceeded to get a three-pitch strikeout before inducing an inning ending groundout to escape the jam and set the tone for what would be yet another dominant outing.

- He gave up one earned run on a solo homer, just his second earned run allowed over 29.2 innings of work.

- He is the only GT pitcher in the 21st century to earn a part of the decision in a each of his first eight appearances (seven wins, one save).

- Patel took the reins for the final four innings on Friday vs. Clemson, allowing a pair of home runs for a total of three earned runs allowed while striking out four.

- He got saddled with the tough-luck loss, dropping his season record to 7-1 with a save over nine appearances.

- **Patel** showed why he was a consensus midseason 1st Team All-American, pitching the final 4.1 innings on Friday with five strikeouts and only one run allowed, off a SAC fly following a leadoff triple in which the Tech fielder missed a diving catch to allow for extra bases.

- **Patel** earned the win, his NCAA leading eighth win of the season, improving to 8-1 with a save.

- He would collect a pair of saves over two appearances in GT's sweep over Cal (April 11 & 13).

- In his first appearance, on Friday, he pitched the final 3.1 innings to collect his second save of the season while recording his 40th K of the season, his first 40 K season in college.

- He followed that with a pitching clinic on Sunday, needing only 13 pitches to collect the final six outs of the game and his second save of the weekend.

- So far this year, **Patel** has set career highs in innings (44.1), strikeouts (40), wins (8) and saves (3).

- Last weekend, he bounced back after a three-run outing on Friday, pitching 3.0 scoreless innings in the 8th, 9th and 10th against Virginia, earning his Power 4 leading 9th win of the season.

- It was his fifth outing of at least three innings in which he hasn't allowed more than one base hit this season as he proves why he was one of only nine relievers in the nation listed on both the National Pitcher of the Year and Stopper of the Year midseason watch lists.

GEORGIA TECH PITCHING — 2025 NAT'L/ACC RANKS

Category	No.	D1 Rank	ACC Rank
Ks/9 innings	9.7	30th	7th
ERA	4.49	36th	3rd
K/BB Ratio	2.24	51st	7th
WHIP	1.42	59th	8th

LAST WEEK...

Friday Highlights - The Arms - GT 9 - Virginia 12

- Sophomore Tate McKee made his 11th straight Friday start, pitching 3.1 innings, his shortest outing of the season. He would suffer the loss, falling to 5-2 for the year.

- Freshman Jake Lankie settled things down in the 7th inning, pitching 2.0 scoreless innings, allowing just two hits. It was his second straight scoreless appearance in ACC play, pitching at least two innings on both occasions.

- His 4.2 straight scoreless innings is the longest stretch of his young career.

- Freshman Jackson Blakely turned some heads in the ninth, collecting the final three outs of the game for Tech on 11 pitches.

- He keeps his ERA at 0.00 through two appearances since recovering from Tommy John surgery.

Saturday Highlights - The Arms - GT 5 - Virginia 6

- Junior Brady Jones made his 11th straight Saturday start, pitching a career-best 6.1 innings for his second-career quality start and second in his last three starts.

- He would get tagged for the tough-luck loss after allowing two runs in the seventh, dropping his record to 4-2.

- R-Sophomore Carson Ballard made his 13th appearance of the season, pitching the final 2.2 innings.

- He recorded at least eight outs in four of his five outings over the month of April - emerging as yet another long option out of the bullpen along with Patel and Payden.

Sunday Highlights - The Arms - GT 7 - Virginia 6 (10)

- Senior Jaylen Paden made his 2nd start of the season and first weekend start in White & Gold. He pitched well, going 5.0 innings and allowing only three earned runs on three hits while striking out four.

- It was his longest outing of the season and longest since recovering from surgery that forced him to miss half of the 2023 and all of the 2024 seasons.

- The Jackets improve to 1-1 in games started by Payden this year and have won in eight of his 10 appearances.

- Junior Caden Spivey was first out of the pen. He pitched 2.0 innings, striking out three and allowing two runs off a two-run homer in the seventh.

- Those were his first runs allowed out of the bullpen all season, going scoreless for his first 11.2 innings as a reliever.

- Senior Mason Patel added another win to his tally, pitching the final three innings scoreless to earn his 9th win of the year – the most in Division I.

- He recorded nine outs while facing only eight batters, thanks to a double-play in the eighth inning, while striking out three, the second-most he has had in an outing this month.

- This was his fifth outing of at least three innings in which he hasn't allowed more than one base hit this season as he proves why he was one of only nine relievers in the nation listed on both the National Pitcher of the Year and Stopper of the Year midseason watch lists.

Jacket Arms - ERA under 4.00

Name	Innings Pitched	Class	ERA
Connor Shouse*	2.0	Fr.	0.00
Jackson Blakely**	2.0	R-Fr.	0.00
Jaylen Paden	27.0	Sr.	2.67
Mason Patel	49.1	Sr.	2.74
Kayden Campbell	11.2	Jr.	3.09
Cooper McMullen	7.1	Fr.	3.68

* injury kept him from pitching earlier in the season

** Missed last season and most of 2025 recovering from Tommy John

Jacket Arms - K/9 over 10.0 (minimum 6 IP)

Name	Innings Pitched	Class	K/9
Kayden Campbell	11.2	Jr.	14.46
Caden Gaudette	13.0	R-So	13.85
Cole Royer	6.2	Fr.	13.06
Jake Lankie	9.1	Fr	11.87
Jaylen Paden	27.0	Sr.	11.33
Riley Stanford*	24.2	R-So	10.79

* out with injury

MISCELLANEOUS**Jim Poole Number - John Giesler**

Georgia Tech baseball continues the legacy of former Yellow Jacket standout and Major League Baseball relief pitcher Jim Poole, who passed away from ALS in October of 2023, by designating a student-athlete each year to wear his No. 21 jersey. The student-athlete selected must exemplify Poole's characteristics both on and off the field.

This year, senior infielder John Giesler becomes the third Yellow Jacket to earn the honor, continuing the tradition begun by Jack Rubenstein in 2023 and Ben King last season.

"I am excited that John Giesler will wear number 21 this year," Head Coach Danny Hall said. "Jim Poole was part of an era in Georgia Tech Baseball that established us as a national power. Jim's prowess on the mound and in the classroom set the bar high for future Yellow Jacket players and teams. John exemplifies those same character traits of excellence on the field and in the classroom. As a two-time Captain he is the ultimate "Tech Man" to honor Jim's legacy."

Giesler, a sixth-year senior from Marietta, Ga. (Walton HS) will wear No. 21, having shown a longstanding commitment to Poole's ideals – self-determination, a strong academic work ethic, and high moral fiber on and off the field. Giesler is a five-time member of the ACC Academic Honor Roll, a two-time academic all-district honoree and earned Academic All-America (3rd Team) in 2023. He is currently pursuing a master's degree in real estate development.

On the diamond, Giesler is entering his second season as team captain. He is a career .308 hitter for the Yellow Jackets and set career highs in doubles (17), home runs (10) and RBI (43) last season while delivering a .990 fielding percentage in 41 games in the corner infield. He will be a key piece of the Jackets' offense again in 2025 as Tech strives for its 36th NCAA Regional berth and fifth in Giesler's career in White and Gold.

"Simply put, this is the greatest honor I have ever been given," Giesler said. "From knowing Jim and knowing who he was as a person, I don't feel deserving but I am incredibly honored. I will do everything I can this year to wear this number with respect and honor him and his family the best I can."

ABOUT JIM POOLE

Poole arrived on The Flats in 1985 and had an immediate impact, as Georgia Tech baseball would win the first of four-straight ACC Tournament Championships. During his four years, he pitched in 120 games and struck out 263 batters in 188 innings. He still ranks first in the Tech record book with 22 career saves, including 10 as a junior and nine as a senior. He was named all-ACC his last two seasons. Poole would be enshrined into the Georgia Tech Sports Hall of Fame just nine years later in 1997.

A stellar worker in the classroom, Poole elected not to turn professional after being selected in the 34th round of the 1987 MLB Draft by the LA Dodgers, and returned to Georgia Tech for his senior year, recording a 2.03 ERA and 113 strikeouts in only 71 innings. Once again, the LA Dodgers would call his name in the 1988 MLB Draft, this time taking him in the ninth round. He would return to

graduate from the Institute with a degree in electrical engineering in 1990.

Poole played 11 years in the major leagues, predominantly with the Baltimore Orioles, Cleveland Indians, and San Francisco Giants. In 431 games played, he finished with 22 victories and a 4.31 ERA, as well as 256 strikeouts and four saves. He helped pitch Cleveland to two American League Championship Series (1995, 1998), making it to the 1995 World Series where he would face the Atlanta Braves.

Following his retirement at the end of the 2000 season, Poole returned to Georgia Tech to join the Alexander-Tharpe Fund as a fundraiser and supporter of the baseball program. He then began serving as the pitching coach at Johns Creek High School in 2010, teaching many young men about pitching mechanics, while also conveying his personal pitching philosophy.

He later joined the business world as a Personal Wealth Advisor for the Baseball Division of BIP Wealth.

After being diagnosed with ALS in 2021, Poole worked tirelessly to raise awareness for the disease. In addition to serving on MLB ALS boards, he also worked with Georgia Tech, who together hosted an ALS Awareness Day during the 2022 baseball season, with Tech wearing Jim Poole shirts and both teams wearing honorary wristbands. Professional players also wore the shirt. Tech later designated the number 21 each year to be worn by a student-athlete who exemplify Poole's ideals – self-determination, a strong academic work ethic, and high moral fiber on and off the field.

Every 90 minutes, someone is diagnosed with ALS, or Lou Gehrig's disease, with an estimated 30,000 people living with ALS in the United States at any given time. Primarily affecting people between the ages of 40 and 70, ALS is a progressive neurodegenerative disease that affects nerve cells in the brain and the spinal cord. There is no known cure.

For more information about ALS, visit www.ALS.org.

CAREER WALK-OFF HITS

Player (Date)	Play	Inning	Final
Parker Brosius (3/8/24 vs. YSU)	2-RBI double	8th	15-5
Parker Brosius (4/2/24 vs. Presbyterian)	RBI bunt single	7th	9-8
John Giesler (4/23/24 vs. KSU)	2-run HR	7th	13-2
Drew Burress (2/15/25 vs. ODU)	Grand Slam	9th	7-3
Alex Hernandez (3/2/25 vs. WMU)	2-run HR	7th	13-3
Drew Burress (4/12/25 vs. Cal)	RB Single	8th	15-5
Kent Schmidt (4/27/25 vs. UVA)	Solo HR	10th	7-7

GAME-WINNING PLAYS

Game-winning plays are ones that give Tech the lead or break a tie en route to win

Game	Play	Inning	Final
vs. ODU	Waugh RBI single	8th	3-2
vs. ODU	Burress Grand Slam	9th	7-3
vs. ODU	Waugh RBI single	7th	7-4
at GASO	Hernandez RBI groundout	3rd	5-3
vs. Marshall	Burress 2-run HR	1st	12-1 (7)
vs. Marshall	Daniel scores on error	2nd	11-6
vs. UWG	Schmidt 2-run HR	6th	16-7
vs. WMU	Burress 2-run HR	1st	16-4
vs. WMU	Kerce RBI double	2nd	14-1 (7)
vs. WMU	Wild Pitch Scores Brosius	2nd	13-3(7)
vs. KSU	Lodise 2-run HR	3rd	11-4
at VT	Hernandez RBI single	9th	4-3
at VT	Daniel RBI double	9th	8-6
vs. GSU	Schmidt RBI single	7th	4-2
vs. Pitt	Kerce RBI single	2nd	10-1
vs. Pitt	Schmidt scored on an error	1st	11-1 (7)
vs. GWU	Hernandez 2-RBI single	1st	14-6
at ND	Lodise Solo HR	1st	18-7 (8)
at ND	Kerce RBI Double	2nd	9-5
at ND	Baker RBI Single	7th	10-2
at KSU	Brosius RBI Single	2nd	15-4
vs CU	Lodise 3-run HR	2nd	18-2 (7)
vs MER	Daniel 2 RBI Double	1st	21-5(7)
at Stan	Neises 2 RBI Double	5th	8-6
at Stan	Burress Solo HR	8th	10-3
at Stan	Daniel SAC fly	1st	18-2 (7)
vs. Cal	Baker 3-run HR	2nd	8-5
vs. Cal	Lackey Solo HR	1st	15-5 (8)
vs. Cal	Burress RBI single	7th	4-3
vs. UVA	Schmidt solo HR	10th	7-6(10)

Italics indicates Walk-Off hit

GAME-WINNING RBI LEADERS

Player	2025	Career at GT
Drew Burress	5	11
John Giesler	0	5
Parker Brosius	1	5
Kent Schmidt	3	3
Kyle Lodise	3	3
Alex Hernandez	3	3
Carson Kerce	3	3
Caleb Daniel	3	3
Nathan Waugh	2	2
Will Baker	2	2
Tyler Neises	1	1
Vahn Lackey	1	1

MISCELLANEOUS

ATOP THE CONFERENCE

- Georgia Tech baseball ranks among the most prolific winners in ACC history.

MOST ACC TOURNAMENT TITLES, SINCE 2000

	Titles	Years
Florida State	6	2002, 2004, 2010, 2015, 2017, 2018
Georgia Tech	5	2000, 2003, 2005, 2012, 2014
North Carolina	4	2007, 2013, 2019, 2022
Clemson	3	2006, 2016, 2023
Duke	2	2021, 2024
Virginia	2	2009, 2011

MOST ACC REGULAR-SEASON, DIVISIONAL TITLES SINCE 1994

	Titles	Regular-Season Years (Divisional)
Florida State	14	1996, 1998, 1999, 2001, 2002, 2003 (2007, 2008, 2009, 2010*, 2011, 2012, 2013, 2014)
North Carolina	8	(2006, 2007, 2009, 2012, 2013, 2017, 2018, 2024)
Georgia Tech	7	1997, 2000, 2004, 2005 (2011, 2019, 2021)
Clemson	6	1994, 1995 (2006, 2010*, 2018, 2024)
Louisville	5	(2015, 2016, 2017, 2019, 2022)
Miami	4	(2008, 2014, 2015, 2016)

GEORGIA TECH'S MOST COMMON OPPONENTS

	Games	First Meeting	Series Record
Georgia	390	1898	UGA leads 220-168-2
Auburn	248	1897	AU leads 130-113-5
Clemson	245	1902	CU leads 123-119-3
Mercer	177	1897	GT leads 119-58
North Carolina	158	1901	GT leads 83-75
Virginia	153	1924	GT leads 81-70-2
NC State	143	1921	GT leads 81-62
Duke	142	1903	GT leads 101-41
Ga. Southern	142	1947	GT leads 110-32
Wake Forest	123	1898	GT leads 76-46-1

- The Jackets will face their top four most common opponents again in 2025 but will not play North Carolina, NC State or Wake Forest in the regular season.

- Tech extended it's winning streak against Georgia Southern to six games in a row, dating back to 2022, with a 5-3 win in Statesboro on Feb. 18, 2025 - featuring 5.1 perfect innings from **Mason Patel** along with back-to-back home runs from **Kyle Lodise** and **Drew Burress**.

- GT set a new record when it hung 21-runs on Mercer - the most in the 177 game history of the series

- The Jackets faced Stanford for the first time in program history, becoming the first team from east of the Rocky Mountains to sweep a three-game series, at Stanford, in the history of Stanford baseball (since 1892).



2025 ACC PRESEASON POLL

1. Virginia (13)	251
2. Florida State (2)	230
3. North Carolina	217
4. Clemson (1)	214
5. Duke	182
6. Wake Forest	171
7. NC State	168
8. Stanford	143
9. Louisville	128
10. Georgia Tech	113
11. Miami	87
12. Virginia Tech	85
13. California	60
14 Pitt	52
15. Notre Dame	44
16. Boston College	31

2025 ACC STANDINGS - WEEK 11

School	ACC	Overall
NC State	15-6	30-13
Florida State	12-6	31-9
North Carolina	15-9	35-10
Georgia Tech	15-9	30-14
Clemson	13-8	36-10
Duke	14-10	30-15
Louisville	12-9	31-13
Miami	12-9	27-18
Virginia	11-10	25-16
Wake Forest	12-12	30-16
Virginia Tech	11-13	27-18
Notre Dame	10-14	24-18
Boston College	9-15	22-24
Stanford	7-17	22-19
Pitt	6-15	20-21
California	6-18	18-27

2025 HONORS

DREW BURRESS

Preseason 1st Team All-American (D1 Baseball)
 Preseason 1st Team All-American (NCBWA)
 Golden Spikes Award (Watch List)
 Preseason ACC Player of the Year (D1 Baseball)
 No. 1 Sophomore in College Baseball (Perfect Game)
 ACC Player of the Week - March 17
 Golden Spikes Award (Midseason Watch List)
 Midseason 1st Team All-American (D1 Baseball)
 Midseason 1st Team All-American (Perfect Game)

MASON PATEL

ACC Co-Pitcher of the Week - Feb. 24
 Midseason 1st Team All-American (D1 Baseball)
 Midseason 1st Team All-American (Perfect Game)
 Pitcher of the Year Watch List
 Stopper of the Year Watch List

KYLE LODISE

Midseason 2nd Team All-American (Perfect Game)
 Brooks Wallace Award Watch List

ALEX HERNANDEZ

Midseason 1st Team Freshman All-American (Perfect Game)
 John Olerud Two-Way Player of the Year Award Watch List

2025 ACC TOURNAMENT

Beginning this spring with the 2025 ACC Baseball Championship in Durham, North Carolina, all 16 teams in the ACC will compete in a single-elimination championship. The championship will remain six days as it has in previous years, running from Tuesday, May 20, through Sunday, May 25, 2025, from Durham Bulls Athletic Park.

"There's once again tremendous excitement surrounding ACC Baseball and today's announcement will bring an improved championship experience for our student-athletes, coaches, and fans alike," stated ACC Commissioner Jim Phillips Ph.D. "Nationally, the ACC is once again well-represented in the preseason polls and award lists. After what we know will be a highly competitive regular season, we look forward to showcasing all 16 baseball teams in Durham this May."

Since 2006, the ACC Baseball Championship has been played in a pool play or round-robin style format. The tournament last expanded its field size in 2017, moving from 10 to 12 teams.

Under the new format, the top four seeds in the championship will be based off the performance in the regular season and will receive a double-bye into the quarterfinal round, which is scheduled to be held on Thursday and Friday. Seeds five through eight will earn a bye into Wednesday's second round. Seeds 9-16 will begin play with four first round games on Tuesday.

2025 MLB #PROJACKETS

Joey Bart, C	Pirates
Justyn-Henry Malloy, OF	Tigers
Brant Hurter, RHP	Tigers
Kyle McCann, C	Athletics
Connor Thomas, LHP	Brewers
Kristian Campbell, INF	Red Sox
Xzavion Curry	Marlins

LET'S BRAG ABOUT BURRESS

"Burress is as big a star as you'll find in college baseball, the reigning D1Baseball Freshman of the Year and a 2024 first-team All-American after hitting .381/.512/.821 with 25 homers. He's a no-brainer first-team preseason All-American as a sophomore, and our preseason pick for ACC Player of the Year."

– **D1Baseball**

- In 2024, Drew Burress established himself as one of the best hitters in college baseball and one of the most exciting prospects to watch leading up to the 2026 draft. If he can continue his historic run through the ranks of NCAA Baseball, every MLB front office will be begging for Burress to become the next face of the franchise.

- Burress hit 25 home runs last season, one shy of the Georgia Tech program record (set by Kevin Parada in 2022) and two shy of the NCAA freshman home run record set by Tommy White (NC State) in 2022 as well.

"If he continues to crush the ball at anything mirroring his current rate, he could follow in [Dylan] Crews' footsteps and reach his high ceiling when he's eligible for the 2026 Draft."

– **Jesus Cano, MLB.com**

- Burress can claim to have an unofficial piece of the GT home run record since he hit a home run against Georgia that would ultimately not be recorded officially after the game was ended due to rain.

- Last year, Burress became the 1st Yellow Jacket to ever slug over .800 with at least 200 at bats. His .821 slugging percentage led all Division I freshman and 6th overall among those with 200+ ABs.

- Not only did Burress turn heads with his bat but he also set the Georgia Tech record for the most assists by an outfielder in a single season, gunning down 10 runners from his spot in center field.

"He has thunderous bat speed and does a nice job creating leverage in his swing, and shows off plus power, especially to the pull side."

– **Peter Flaherty, Baseball America**

- This season, Burress has placed an emphasis on showing off his base running. After stealing 8 bags on 10 attempts last year, Burress feels that his speed isn't getting enough attention & looks to amend that in 2025.

- He became the fastest Yellow Jacket in program history to reach 30 career home runs – doing so in just 73 games, a full 20 games faster than the previous record holder, Kevin Parada and faster than legendary Tech sluggers such as Jason Varitek, Mark Teixeira and Nomar Garciaparra

"From Day 1, you never thought he was a freshman. He's a very mature kid. He doesn't mix any words about it. He wants to be a first-round pick. He wants to be the best player in the country. That's what drives him. That's his passion. He is one of those guys that makes everybody around him better. Every day."

– **Danny Hall, ABCA Hall of Famer**

GEORGIA TECH'S TRIPLE CROWN WINNERS

Year	Player	HR	RBI	AVG
1958	Earl Moore	4	15	.287
1959	Roger Kaiser	4	32	.373
1960	George Inman	7	24	.360
1968	Ted Tomasovich	5	38	.381
1975	Frank Turner	2	30	.376
1991	Andy Bruce	22*	96*	.345
1992	<i>Jason Varitek*</i>	11	52	.406*
1993	<i>Jason Varitek</i>	22*	72	.404
1994	Jay Payton	20	102*	.434*
1997	Mark Fischer	24*	98	.354
1999	<i>Mark Teixeira</i>	13	65	.387
2016	Matt Gonzalez	11	54	.378
2024	Drew Burress	25	67	.381

* denotes is/was school record

italics indicates member of College Baseball Hall of Fame

ACTIVE NCAA D1 CAREER SLUGGING % LEADERS

Rank	Player	School	Class	Slug %
1	Drew Burress	Georgia Tech	Soph.	.759
2	John Bay	Austin Peay	Sr.	.718
3	Grant Jay	Dallas Baptist	Jr.	.716
4	Nolan Schubart	Oklahoma St.	Jr.	.707
5	Dalton Beck	LSU	Sr.	.705
6	Mason Neville	Oregon	Jr.	.698
7	Cooper Torres	ETSU	Sr.	.694
7	Jared Jones	LSU	Jr.	.694
9	Logan Sutter	Purdue	Sr.	.686
10	Cider Canon	Davidson	Soph.	.683

* minimum of 200 career ABs

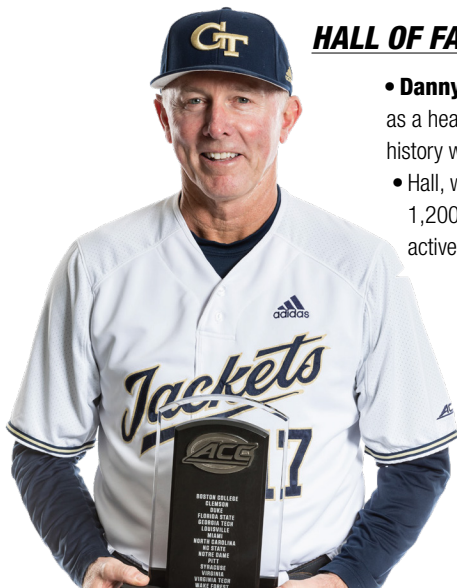
ACTIVE NCAA CAREER SLUGGING % LEADERS - All Divisions

Rank	Player	School	Div.	Slug %
1	Mackenzie Wainwright	Lenoir-Rhyne	2	.887
2	Adam Paniagua	Regis (Colo.)	2	.832
3	Jesse Velders	MSU Denver	2	.817
4	Adam Cootway	Wisc-Whitewater	3	.807
5	Brevin McCool	Lubbock Christian	2	.787
6	Kolby Felix	Colorado Mesa	2	.781
7	Andrew Graham	MSU Denver	2	.780
7	Dennis Pierce	East Stroudsburg	2	.780
9	Caden Robertson	Central Okla.	2	.771
9	Andrew Mazzone	Claremont-M-S	3	.771
11	Cam Yuran	MSU Denver	2	.763
12	Drew Burress	Georgia Tech	1	.759

* minimum of 200 career ABs

2025 RECORD BREAKDOWN

	ACC	Overall
Overall	15-9	30-14
Home	7-5	20-8
Road	7-4	10-5
Neutral	0-0	0-1
Day Games	12-5	22-7
Night Games (6 p.m. or later)	3-4	8-7
Yellow Jackets Score First	11-2	19-3
Opponent Scores First	4-7	10-11
Yellow Jackets Score in 1st inning	7-4	16-5
Walk-off Victories	1-0	3-0
As a Ranked Team (All Polls)	8-7	10-10
Vs. Ranked Team (All Polls)	1-2	1-5
Vs. LHP (starter)	4-4	12-5
Vs. RHP (starter)	11-5	18-9
Yellow Jacket Starter 6+ IP	2-2	2-2
Yellow Jacket Starter 7+ IP	0-1	0-1
Yellow Jacket Starter 8+ IP	0-0	0-0
Hitting A Home Run	10-6	24-8
Not Hitting A Home Run	5-3	6-6
Out Hit Opponent	13-0	27-2
Get Out Hit By Opponent	2-7	3-10
Equal Number of Hits	0-2	0-2
February	0-0	8-2
March	8-4	14-4
April	7-5	8-8
May	0-0	0-0
June	0-0	0-0
Monday	0-0	0-1
Tuesday	0-0	5-3
Wednesday	0-0	2-0
Thursday	0-0	0-0
Friday	5-3	8-3
Saturday	6-4	7-5
Sunday	5-2	8-2
One-Run Games	3-2	4-4
Two-Run Games	2-3	4-4
Three-Run Games	1-2	2-3
Four+ Run Games	9-2	20-3
Leading After 6	10-0	22-3
Trailing After 6	2-8	3-10
Tied After 6	3-1	5-1
Leading After 7	9-0	18-2
Trailing After 7	2-8	3-11
Tied After 7	2-1	2-1
Leading After 8	8-1	17-1
Trailing After 8	2-8	3-13
Tied After 8	1-0	1-0
Shutouts	0-1	0-1
Extra Innings	1-0	1-0
Score 0-5 Runs	2-6	5-9
Score 6-9 Runs	5-2	7-4
Score 10+ Runs	8-1	18-1
Allow 0-5 Runs	11-2	23-5
Allow 6+ Runs	4-7	7-9
Commit 0 Errors	4-2	10-6
Commit 1 Error	6-3	11-4
Commit 2+ Errors	5-4	9-4

HALL OF FAME COACH

• **Danny Hall** is in his 32nd season at Georgia Tech and his 38th overall as a head coach in 2025. He is the winningest baseball coach in Tech history with 1,214 wins.

• Hall, who won his 1,400th career game on April 14, 2024 and his 1,200th win at Georgia Tech on May 12, 2024, stands second among active Division I coaches in career victories entering the 2025 season.

- Prior to the 2024 season, Hall was named to the ABCA Hall of Fame.
 - In his career – both as an assistant and head coach – Hall has been part of over 1,600 victories and seven trips to the College World Series.
 - Hall has led Tech to the NCAA Tournament on 22 occasions and guided the Jackets to the NCAA College World Series in 1994, 2002 and 2006 -- the program's only three berths.
 - He announced on March 27th that 2025 will be his final year on The Flats. Closing the book on one of the greatest careers in college baseball history

HALL BY THE NUMBERS

1,441	Career wins as a head coach
1,233	Wins at Georgia Tech
163	Total draft picks coached at Tech
144	All-ACC honors
121	All-American selections by 46 GT players
52	Tech's school record for wins set in 2002
29	Freshman all-Americans
22	NCAA Regional appearances at Tech
18	Top-two ACC offensive finishes
19	Academic all-America honors by GT players
15	Yellow Jackets drafted in the first round
7	ACC regular season/division titles ('97, '00, '04, '05, '11, '19, '21)
6	NCAA Super Regional appearances at Tech
5	ACC tournament titles (2000, 2003, 2005, 2012, 2014)
3	ACC tournament titles (2000, 2003, 2005, 2012, 2014)

WINNINGEST ACTIVE DIVISION I BASEBALL COACHES

Name	Seasons	Current School	At School Since	Wins	Losses	Ties	Win %
Paul Mainieri	40	South Carolina	2025	1531	797	7	.657
Danny Hall	38	Georgia Tech	1994	1441	788	1	.646
Dave Van Horn	32	Arkansas	2003	1291	634	0	.671
Elliott Avent	37	NC State	1996	1290	839	2	.606
Rich Hill	38	Hawaii	2022	1201	812	4	.596
Rick Heller	38	Iowa	2014	1072	791	5	.575
Steve Owens	34	Rutgers	2020	1067	602	3	.639
Tim Corbin	29	Vanderbilt	2003	1059	594	1	.641
Mike Bianco	28	Ole Miss	2001	1038	627	1	.623
Rich Maloney	30	Ball St.	2013	1019	660	2	.607

Coach Hall's .646 win percentage is 16th among the 142 head coaches across Division I with a minimum of 10 seasons coached

The 10 coaches listed above are the only active coaches with 1,000 career wins in Division I

TEAM GAME HIGHS**Batting**

At bats.....	41 - at Notre Dame (March 21)
Runs scored.....	21 - vs Mercer (April 1)
Hits.....	19 - vs Clemson (March 29)
RBIs.....	19 - vs Mercer (April 1)
Doubles.....	7 - vs Marshall (Feb 23)
.....	7 - vs Western Michigan (Mar 02)
Triples.....	1 - (9 times)
Home runs.....	6 - vs Clemson (March 29)
Total bases.....	41 - vs Clemson (March 29)
Walks.....	12 - at Notre Dame (March 21)
Strikeouts.....	15 - at Auburn (April 22)
Sac hits.....	3 - vs Old Dominion (Feb 14)
Sac flies.....	3 - vs Cal (April 12)
Stolen bases.....	6 - vs West Georgia (Feb 26)
.....	6 - at Virginia Tech (Mar 07)
Hit by pitch.....	4 - vs Marshall (Feb 22)
.....	4 - vs Marshall (Feb 23)
.....	4 - vs Western Michigan (Mar 02)
Caught stealing.....	1 - (7 times)
.....	1 - vs Western Michigan (Mar 02)
Runners LOB.....	14 - vs Marshall (Feb 22)
Hit into DP.....	3 - vs Cal (April 13)
.....	3 - at Miami (April 19)

Fielding

Putouts.....	30 - vs. Virginia (April 27)
Assists.....	15 - vs Marshall (Feb 23)
Errors.....	3 - vs Clemson (March 29)
.....	3 - at Miami (April 18)
Passed balls.....	3 - vs. Gardner-Webb (Mar 18)
DPs turned.....	3 at Stanford (April 5)
.....	3 vs. Georgia (April 15)

Pitching

Innings pitched.....	10.0 - vs. Virginia (April 27)
Runs allowed.....	12 - vs Marshall (Feb 24)
.....	12 - vs Pitt (March 16)
.....	12 - vs. Virginia (April 25)
Earned runs.....	12 - vs Marshall (Feb 24)
.....	12 - vs Pitt (March 16)
.....	12 - vs. Virginia (April 25)
Walks allowed.....	10 - vs Auburn (April 8)
Strikeouts.....	18 - vs Clemson (March 29)
Hits allowed.....	16 - vs Marshall (Feb 24)
.....	16 - vs. Virginia (April 25)
Doubles allowed.....	4 - vs Pitt (March 16)
Triples allowed.....	1 (4 times)
Homers allowed.....	4 - vs Marshall (Feb 24)
Wild pitches.....	2 - (5 times)
Hit batters.....	8 - vs Marshall (Feb 23)

INDIVIDUAL GAME HIGHS**Batting**

At bats:	6 - Kyle Lodise at Virginia Tech (Mar 09)
Runs scored:	5 - Caleb Daniel at Notre Dame (March 21)
Hits:	4 - Kyle Lodise at Notre Dame (March 21)
.....	4 - Caleb Daniel at Notre Dame (March 21)
.....	4 - Kyle Lodise vs. Clemson (March 29)
.....	4 - Caleb Daniel vs. Mercer (April 1)
.....	4 - Alex Hernandez vs. Cal (April 11)
RBIs:	6 - Alex Hernandez vs Pitt (March 16)
.....	6 - Kyle Lodise vs. Clemson (March 29)
Doubles:	2 - (12 times)
Triples:	1 - (9 times)
Home runs:	3 - Kyle Lodise at Notre Dame (March 21)
Total bases:	15 - Kyle Lodise at Notre Dame (March 21)
Walks:	4 - Alex Hernandez at Notre Dame (March 21)
Strikeouts:	4 - Caleb Daniel vs. Clemson (March 29)
Sac hits:	1 - (13 times)
Sac flies:	1 - (35 times)
Stolen bases:	2 - (7 times)
Hit by pitch:	2 - Vahn Lackey vs Marshall (Feb 23)
Caught stealing:.....	1 - (times)
Runners LOB:	5 - Alex Hernandez vs W. Michigan (Mar 02)
.....	5 - Parker Brosius at Notre Dame (March 21)
.....	5 - Tyler Neises at Stanford (April 6)

Fielding

Putouts:	18 - Vahn Lackey vs Clemson (March 29)
Assists:	7 - Carson Kerce vs Georgia State (Mar 11)
Errors:	2 - Carson Kerce at Stanford (April 4)
.....	2 - Alex Hernandez at Miami (April 18)
Passed balls:	2 - Drew Rogers vs Western Michigan (Feb 28)
.....	2 - Drew Rogers vs. Gardner-Webb (Mar 18)

Pitching

Innings pitched:	7.0 - Tate McKee at Miami (April 18)
Runs allowed:	5 - (5 times)
Earned runs:	5 - Brady Jones at Miami (April 19)
.....	5 - Caden Spivey at Miami (April 20)
.....	5 - Tate McKee vs. Virginia (April 25)
Walks allowed:	5 - Riley Stanford vs Western Michigan (March 2)
.....	5 - Jaylen Paden vs. Clemson (March 29)
.....	5 - Jaylen Paden at Auburn (April 22)
Strikeouts:	10 - Tate McKee vs Western Michigan (Feb 28)
Hits allowed:	8 - Brady Jones vs. Virginia (April 26)
Doubles allowed:	3 - Brady Jones vs. Cal (April 12)
Triples allowed:	1 - (5 times)
Homers allowed:	2 - Sam Swygert at Virginia Tech (March 8)
.....	2 - Mason Patel vs. Clemson (March 28)
.....	2 - Carson Ballard vs. Georgia (April 15)
.....	2 - Brady Jones vs. Virginia (April 26)
Wild pitches:	2 - Kayden Campbell vs Western Michigan (March 2)
.....	2 - Jaylen Pade vs Virginia (April 27)
Hit batters:	5 - Riley Stanford vs Marshall (Feb 23)

BIG INNINGS BREAKDOWN

- Georgia Tech has been prone to devastating innings this season, scoring five or more runs in 16 innings this year.
- The Jackets are 14-1 this year when scoring 5 or more runs in an inning.
- The 10-run 4th inning against No. 3 Clemson was the 37th double-digit inning in program history and the first since scoring 12 against Long Island in 2023.
- Tech has had at least one 5+ run inning in each of its last four ACC series - at Notre Dame, vs. Clemson, at Stanford and vs. Cal

OPPONENT	DATE	INNING	RUNS SCORED	H	2B	3B	HR	RBI	BB	SCORE BEFORE INNING	SCORE AFTER INNING	FINAL
Old Dominion	2/15	9th	7	3	0	0	1 (Grand Slam)	7	3	0-3	7-3	7-3
Marshall	2/21	2nd	5	5	2	0	1 (Grand Slam)	5	1	3-0	8-0	12-1 (7)
West Georgia	2/26	7th	6	7	2	0	1 (3-run HR)	6	2	8-7	14-7	16-7
Western Michigan	2/28	2nd	6	5	1	0	2 (3-run & 2-run)	6	1	2-0	8-0	16-4
Western Michigan	2/28	6th	6	7	2	0	1 (3-run HR)	6	2 + HBP	8-4	14-4	16-4
Western Michigan	3/1	6th	9	9	1	0	1 (2-run HR)	9	1 + HBP	5-1	14-1	14-1 (7)
Western Michigan	3/2	2nd	5	3	1	0	0	3	1 + HBP	0-1	5-1	13-3 (7)
Kennesaw State	3/4	6th	5	3	0	0	1 (2-run HR)	5	2	6-4	11-4	11-4
Gardner-Webb	3/18	3rd	5	4	1	0	0	4	2	6-2	11-2	14-6
Notre Dame	3/22	2nd	5	6	2	1	1 (2-run HR)	5	0	0-0	5-0	9-5
Kennesaw State	3/25	6th	9	6	1	0	1 (Grand Slam)	8	4	5-3	14-3	15-4 (7)
#3 Clemson	3/29	4th	10	11	3	0	4 (3-run, solo, 3-run & solo)	10	1	3-0	13-0	18-2 (7)
Mercer	4/1	1st	8	3	2	1	0	7	3 + HBP	0-0	8-0	21-5 (7)
Mercer	4/1	6th	9	6	2	0	1 (2-run HR)	9	3 + HBP	12-3	21-3	21-5 (7)
at Stanford	4/6	7th	9	7	0	1	2 (3-run & Grand Slam)	9	3	9-1	18-1	18-2 (7)
#9 Auburn	4/8	6th	6	6	1	1	1 (2-run HR)	6	1 + HBP	1-5	7-5	L, 8-9
California	4/12	8th	5	2	0	0	0	5	5 + HBP	10-5	15-5	15-5 (8)

STARTERS

STARTING PITCHERS GAME-BY-GAME

STARTING PITCHER RECORDS

PITCHER	2025 Starts	2025 Record	GT Career Record
Tate McKee	11	5-2	8-4
Brady Jones	11	4-2	4-2
Riley Stanford	7	0-0	0-0
Caden Spivey	5	1-1	1-1
Connor Chicoli	3	0-0	0-0
Sam Swygert	3	1-0	1-0
Jaylen Paden	2	0-1	0-1
Alex Hernandez	1	0-0	0-0
Brett Barfield	1	0-0	0-0

* CAREER RECORD IS RECORD AS A STARTER (NOT OVERALL)

Tech set a program record this season, going 37 games without recording a loss from a starting pitcher. That streak was snapped on Friday, April 18 when McKee threw a season-high 7.0 innings in a tough-luck loss.

PITCHER	DATE	OPPONENT	DEC.	IP	H	R	ER	BB	SO	NP	SCORE W/LEFT	FINAL
Tate McKee	2/14	Old Dominion	ND	5.0	2	1	0	2	3	72	1-1	W, 3-2
Brady Jones	2/15	Old Dominion	ND	0.0	1	3	3	3	0	22	0-3	W, 7-3
Riley Stanford	2/16	Old Dominion	ND	4.0	5	1	1	1	5	68	0-1	W, 7-4
Connor Chicoli	2/18	at GASO	ND	2.0	5	3	3	0	0	30	1-3	W, 5-3
Tate McKee	2/21	Marshall	WIN	5.0	3	1	1	2	6	75	9-1	W, 12-1
Brady Jones	2/22	Marshall	ND	5.0	1	1	1	2	7	70	1-1	L, 2-4
Riley Stanford	2/23	Marshall	ND	4.0	2	3	1	2	3	76	5-3	W, 11-6
Caden Spivey	2/24	Marshall	ND	3.0	2	2	2	2	3	61	5-2	L, 8-12
Connor Chicoli	2/26	West Georgia	ND	4.0	6	3	3	0	3	57	5-3	W, 16-7
Tate McKee	2/28	Western Michigan	WIN	5.0	7	3	3	2	10	85	8-4	W, 16-4
Brady Jones	3/1	Western Michigan	WIN	5.0	3	1	0	3	9	89	5-1	W, 14-1
Riley Stanford	3/2	Western Michigan	ND	4.0	7	3	3	5	6	98	8-3	W, 13-3
Caden Spivey	3/4	Kennesaw State	ND	1.1	4	4	3	2	3	42	2-4	W, 11-4
Tate McKee	3/7	at Virginia Tech	ND	4.1	4	3	2	2	7	97	2-3	W, 4-3
Brady Jones	3/8	at Virginia Tech	ND	2.0	1	3	3	4	2	51	1-3	L, 5-8
Riley Stanford	3/9	at Virginia Tech	ND	3.0	4	5	4	4	3	52	6-5	W, 8-6
Connor Chicoli	3/11	vs. Georgia St.	ND	4.0	2	0	0	2	2	71	2-0	W, 4-2
Tate McKee	3/14	vs. Pitt	WIN	6.0	2	1	1	2	6	94	7-1	W, 10-1
Brady Jones	3/15	vs. Pitt	WIN	4.0	5	0	0	3	3	74	2-0	W, 11-1
Riley Stanford	3/16	vs. Pitt	ND	3.1	2	3	3	2	4	62	6-3	L, 10-12
Alex Hernandez	3/18	vs. Gardner-Webb	ND	3.0	1	2	2	1	0	39	11-2	W, 14-6
Tate McKee	3/21	at Notre Dame	WIN	5.0	5	3	3	1	7	101	13-3	W, 18-7
Brady Jones	3/22	at Notre Dame	ND	2.1	4	3	2	2	5	54	5-3	W, 9-5
Riley Stanford	3/23	at Notre Dame	ND	3.0	2	2	1	1	3	57	2-2	W, 10-2
Sam Swygert	3/25	at Kennesaw St.	ND	1.0	1	1	1	0	1	15	1-1	W, 15-4
Tate McKee	3/28	vs. Clemson	ND	5.0	7	5	3	1	6	101	5-5	L, 7-9
Brady Jones	3/29	vs. Clemson	WIN	5.0	3	1	0	4	6	96	13-1	W, 18-2
Riley Stanford	3/29	vs. Clemson	ND	2.0	5	2	2	1	4	40	0-2	L, 3-4
Sam Swygert	4/1	vs. Mercer	WIN	3.0	1	0	0	0	2	43	10-0	W, 21-5
Tate McKee	4/4	at Stanford	ND	4.0	6	5	3	2	4	77	4-5	W, 8-6
Brady Jones	4/5	at Stanford	ND	5.1	5	2	2	2	2	81	2-2	W, 10-3
Caden Spivey	4/6	at Stanford	WIN	5.0	6	1	1	1	1	58	5-1	W, 18-2
Sam Swygert	4/8	vs. Auburn	ND	1.0	2	4	4	1	0	31	0-4	L, 8-9
Tate McKee	4/11	vs. Cal	WIN	5.2	3	2	2	3	6	103	6-2	W, 8-5
Brady Jones	4/12	vs. Cal	WIN	6.0	6	4	4	2	7	99	10-4	W, 15-5
Caden Spivey	4/13	vs. Cal	ND	5.0	4	1	1	3	2	83	2-1	W, 4-3
Brett Barfield	4/15	vs. Georgia	ND	0.1	2	2	2	2	0	22	0-2	L, 2-5
Tate McKee	4/18	at Miami	LOSS	7.0	7	4	2	2	4	97	1-4	L, 2-4
Brady Jones	4/19	at Miami	LOSS	5.0	7	5	5	1	4	85	0-5	L, 2-7
Caden Spivey	4/20	at Miami	LOSS	2.0	6	5	5	1	0	45	0-5	L, 2-10
Jaylen Paden	4/22	at Auburn	LOSS	1.2	1	1	1	5	4	55	0-1	L, 0-1
Tate McKee	4/25	vs. Virginia	LOSS	3.1	4	5	5	4	2	67	3-5	L, 9-12
Brady Jones	4/26	vs. Virginia	LOSS	6.1	8	4	4	2	6	89	1-4	L, 5-6
Jaylen Paden	4/27	vs. Virginia	ND	5.0	3	4	3	1	4	82	1-4	W, 7-6

STARTING PITCHER STATS

Player	era	w-l	app	gs	cg	sho	sv	ip	h	r	er	bb	so	2b	3b	hr	b/avg	wp	hp	bks	sfa	sha
Tate McKee	4.07	5-2	11	11	0	0/0	0	55.1	50	33	25	23	61	10	3	5	.244	1	4	1	3	3
Brady Jones	4.70	4-2	11	11	0	0/0	0	46.0	44	27	24	28	51	8	0	5	.254	2	9	0	2	2
Connor Chicoli	5.40	0-0	3	3	0	0/0	0	10.0	13	6	6	2	5	4	0	1	.333	0	0	0	1	1
Jaylen Paden	5.40	0-1	2	2	0	0/0	0	6.2	4	5	4	6	8	0	0	1	.174	2	0	0	1	0
Riley Stanford	5.79	0-0	7	7	0	0/0	0	23.1	27	19	15	16	28	5	0	5	.300	0	9	0	0	3
Alex Hernandez	6.00	0-0	1	1	0	0/0	0	3.0	1	2	2	1	0	0	0	1	.111	0	1	0	0	0
Caden Spivey	6.61	1-1	5	5	0	0/0	0	16.1	22	13	12	9	9	3	1	1	.328	2	1	0	1	1
Sam Swygert	9.00	1-0	3	3	0	0/0	0	5.0	5	5	5	1	3	1	0	2	.238	1	1	0	0	0
Brett Barfield	54.00	0-0	1	1	0	0/0	0	0.1	2	2	2	2	0	0	0	0	.667	0	1	0	0	0
Totals	5.15	11-6	44	44	0	0/0	0	166.0	168	112	95	88	165	31	4	21	.267	8	26	1	8	10
Opponents	8.31	5-17	44	44	0	1/1	0	170.0	217	171	157	96	146	58	2	31	.309	20	16	1	17	6

BULLPEN GAME-BY-GAME

OPPONENT	DATE	W-L-S	PITCHERS	INN.	IP	H	R-ER	BB-SO
Old Dominion	Feb. 14	1-0-0	Ballard, Paden (W)	6th	4.0	4	1-1	0-7
Old Dominion	Feb. 15	1-0-0	Gaudette, Spivey, Swygert, Barfield, McMullen, Royer (W)	1st	9.0	3	0-0	4-16
Old Dominion	Feb. 16	1-0-1	Buursema, Campbell (W), Evans, Hernandez (SV)	5th	5.0	4	3-3	4-9
at GASO	Feb. 18	1-0-1	Patel (W), Gaudette, Paden (SV)	3rd	7.0	2	0-0	1-12
Marshall	Feb. 21	0-0-0	Swygert, Campbell	6th	2.0	1	0-0	0-2
Marshall	Feb. 22	0-1-0	Ballard, Gaudette, McMullen	6th	4.0	4	3-3	2-4
Marshall	Feb. 23	1-0-0	Buursema, Patel (W), Royer, Lankie, Johnson	5th	5.0	6	3-3	2-4
Marshall	Feb. 24	0-1-0	Swygert, Gaudette, Hernandez, Campbell, Musci, Barfield	4th	6.0	14	10-10	3-7
West Georgia	Feb. 26	1-0-0	Barfield, Royer, Patel, Johnson, McKelvey	5th	5.0	8	4-4	1-5
Western Michigan	Feb. 28	0-0-1	Buursema, Gaudette, Ballard (SV)	6th	4.0	1	1-1	0-3
Western Michigan	March 1	0-0-0	Swygert, Paden	6th	2.0	2	0-0	1-2
Western Michigan	March 2	1-0-0	McMullen (W), Campbell	5th	3.0	2	0-0	1-4
Kennesaw State	March 4	1-0-0	Patel (W), Gaudette, Swygert, Hernandez, Royer	2nd	7.2	6	0-0	1-9
at Virginia Tech	March 7	1-0-0	Patel (W)	5th	4.2	0	0-0	1-2
at Virginia Tech	March 8	0-1-0	Ballard (L), Swygert, Campbell, Gaudette	3rd	7.0	8	5-5	0-5
at Virginia Tech	March 9	1-0-1	Paden, Spivey (W), Barfield, McMullen (SV)	4th	6.0	3	1-1	3-6
vs. Georgia St	March 11	1-0-0	McMullen, Swygert, Ballard, Barfield, Patel (W)	5th	5.0	1	4-2	4-0
vs. Pitt	March 14	0-0-0	Spivey, Royer	7th	3.0	1	0-0	3-4
vs. Pitt	March 15	0-0-1	Patel (SV)	5th	3.0	3	1-1	1-4
vs. Pitt	March 16	0-1-0	Gaudette, Barfield, Swygert (L), Campbell, McMullen, McKelvey, Chicoli	4th	5.2	11	9-9	5-5
vs. Gardner-Webb	March 18	1-0-0	Johnson (W), Royer, Evans, Lankie, Ballard	4th	6.0	6	4-1	2-12
at Notre Dame	March 21	0-0-1	Johnson, Barfield (SV)	6th	3.0	5	4-4	0-5
at Notre Dame	March 22	1-0-0	Patel (W)	3rd	6.2	4	2-1	0-7
at Notre Dame	March 23	1-0-0	Gaudette, Paden (W), Spivey	4th	6.0	4	0-0	2-11
at Kennesaw St.	March 25	1-0-0	Ballard (W), Campbell, Royer, Lankie	2nd	6.0	5	3-3	3-9
vs. Clemson	March 28	0-1-0	Patel (L)	6th	4.0	4	4-3	2-4
vs. Clemson	March 29	0-0-0	Lankie, Chicoli	6th	2.0	1	1-1	1-2
vs. Clemson	March 29	0-1-0	Paden, Spivey, Barfield, Gaudette, Campbell, Ballard	3rd	7.0	4	2-1	7-14
vs. Mercer	April 1	0-0-0	Chicoli, Campbell, Gaudette, Stanford, Barfield, McMullen	4th	4.0	3	5-4	2-5
at Stanford	April 4	1-0-0	Campbell, Patel (W)	5th	5.0	6	1-1	1-7
at Stanford	April 5	1-0-0	Paden (W)	6th	3.2	6	1-1	1-1
at Stanford	April 6	0-0-0	Chicoli, Royer, Barfield	6th	2.0	2	1-1	1-2
vs. Auburn	April 8	0-1-0	Barfield, Stanford, Ballard, Campbell, Chicoli, Lankie (L), Gaudette	2nd	8.0	5	5-5	9-10
vs. Cal	April 11	0-0-1	Patel (SV)	6th	3.1	4	3-3	0-3
vs. Cal	April 12	0-0-0	Ballard, Gaudette, Barfield	7th	2.0	0	1-1	2-2
vs. Cal	April 13	0-0-1	Paden, Patel (SV)	6th	4.0	6	2-2	1-1
vs. Georgia	April 15	0-1-0	Ballard (L), Buursema, Chicoli	1st	7.2	8	3-3	2-9
at Miami	April 18	0-0-0	Barfield	8th	1.0	0	0-0	1-1
at Miami	April 19	0-0-0	Campbell, Buursema, Blakely	6th	3.0	5	2-2	0-2
at Miami	April 20	0-0-0	Patel, Swygert, Lankie, Shouse	3rd	6.0	4	5-3	4-5
at Auburn	April 22	0-0-0	Barfield, Ballard, Campbell, Chicoli	2nd	7.1	4	0-0	1-5
vs. Virginia	April 25	0-0-0	Barfield, Chicoli, Patel, Lankie, Blakely	4th	5.2	12	7-7	2-2
vs. Virginia	April 26	0-0-0	Campbell, Ballard	7th	2.2	5	2-2	0-2
vs. Virginia	April 27	1-0-0		6th	5.0	3	2-2	3-6

BULLPEN STATS

Player	era	w-l	app	gs	cg	sho	sv	ip	h	r	er	bb	so	2b	3b	hr	b/avg	wp	hp	bks	sfa	sha
Jackson Blakely	0.00	0-0	2	0	0	0/0	0	2.0	3	0	0	0	0	0	0	0	.375	0	0	0	0	1
Connor Shouse	0.00	0-0	1	0	0	0/0	0	2.0	0	0	0	1	2	0	0	0	.000	0	0	0	0	0
Riley Stanford	0.00	0-0	2	0	0	0/0	0	1.1	1	1	0	1	1	0	0	0	.200	0	1	0	0	0
Caden Spivey	1.46	1-0	6	0	0	0/0	0	12.1	6	2	2	11	18	0	0	1	.143	0	0	0	0	1
Jaylen Paden	1.77	4-0	8	0	0	0/0	1	20.1	17	4	4	10	26	2	0	0	.236	2	3	0	1	1
Mason Patel	2.74	9-1	15	0	0	0/0	3	49.1	35	17	15	8	45	7	1	5	.201	1	4	0	2	2
Kayden Campbell	3.09	1-0	14	0	0	0/0	0	11.2	13	4	4	5	18	2	0	2	.265	3	3	0	0	0
Cooper McMullen	3.68	1-0	7	0	0	0/0	1	7.1	4	3	3	6	5	1	0	1	.174	0	1	0	0	1
Connor Chicoli	4.00	0-0	8	0	0	0/0	0	9.0	9	4	4	2	7	1	0	1	.273	1	2	0	1	0
Brett Barfield	4.22	0-0	15	0	0	0/0	1	10.2	10	6	5	5	12	1	0	3	.238	0	3	0	0	0
Jake Lankie	4.82	0-1	7	0	0	0/0	0	9.1	10	5	5	4	12	2	0	1	.294	0	1	0	2	1
Carson Ballard	5.06	1-3	13	0	0	0/0	1	26.2	28	15	15	4	28	7	0	4	.272	1	4	0	1	0
Sam Swygert	5.40	0-1	9	0	0	0/0	0	11.2	13	9	7	5	12	4	0	2	.265	1	2	0	1	0
Cole Royer	6.75	1-0	8	0	0	0/0	0	6.2	11	5	5	5	9	2	0	0	.393	4	3	0	1	0
Ryan Johnson	6.75	1-0	4	0	0	0/0	0	4.0	4	3	3	0	7	1	0	1	.250	1	2	0	0	0
Caden Gaudette	6.92	0-1	13	0	0	0/0	0	13.0	15	10	10	7	20	3	0	2	.294	0	2	0	2	1
Alex Hernandez	9.00	0-1	3	0	0	0/0	1	3.0	2	3	3	2	3	0	0	1	.182	0	0	0	0	0
Adam McKelvey	9.00	0-0	2	0	0	0/0	0	1.0	1	1	1	1	1	0	0	0	.333	0	0	0	0	0
Porter Buursema	10.38	0-0	5	0	0	0/0	0	4.1	5	5	5	3	9	1	0	0	.294	0	4	0	1	0
Joshua Evans	13.50	0-0	2	0	0	0/0	0	0.2	2	4	1	3	1	0	0	0	.400	1	1	0	0	0
Thorpe Musci	27.00	0-0	1	0	0	0/0	0	0.2	1	2	2	1	1	0	0	1	.333	1	0	0	0	0
Totals	4.04	19-8	44	0	0	0/0	8	207.0	190	103	93	84	237	34	1	25	.246	16	36	0	12	8
Opponents	8.80	9-13	44	0	0	1/1	8	190.1	258	221	186	149	187	59	7	35	.327	26	30	3	18	7

2025 OVERALL STATS

@GTBASEBALL
Overall Statistics for Georgia Tech (as of Apr 26, 2025)
(All games Sorted by Batting avg)

Record: 30-14 Home: 20-8 Away: 10-5 Neutral: 0-1 ACC: 15-9

Player	avg	gp-gs	ab	r	h	2b	3b	hr	rbi	tb	slg%	bb	hp	so	gdp	ob%	sf	sh	sb-att	po	a	e	fld%
Kent Schmidt	.402	24-23	92	27	37	12	0	3	30	58	.630	12	3	14	0	.468	4	0	4-4	147	3	0	1.000
Kyle Lodise	.365	39-39	159	53	58	18	2	14	47	122	.767	25	6	34	2	.464	2	0	8-8	42	90	4	.971
Carson Kerce	.355	44-43	141	36	50	16	0	2	32	72	.511	26	3	24	2	.449	6	2	6-8	34	91	7	.947
Vahn Lackey	.349	44-44	166	32	58	10	0	4	32	80	.482	17	8	30	4	.423	5	2	13-15	308	41	7	.980
Alex Hernandez	.337	43-43	166	35	56	9	2	10	48	99	.596	29	1	38	5	.428	5	0	3-3	88	55	7	.953
Drew Burress	.331	44-44	172	57	57	19	1	13	48	117	.680	38	3	32	0	.456	2	0	9-10	101	2	2	.981
Caleb Daniel	.319	39-38	144	39	46	13	2	5	26	78	.542	21	5	28	0	.419	2	0	4-4	55	11	0	1.000
Tyler Neises	.261	34-21	88	16	23	5	1	1	15	33	.375	16	2	20	3	.383	1	0	4-4	13	1	2	.875
Parker Brosius	.240	43-38	121	29	29	6	1	1	20	40	.331	21	7	35	1	.375	3	6	14-15	71	1	3	.960
John Giesler	.237	27-23	76	18	18	2	0	2	11	26	.342	10	1	24	2	.330	1	0	0-0	123	6	1	.992

Drew Rogers	.267	15-8	30	6	8	0	0	3	12	17	.567	6	0	17	0	.378	1	1	0-0	93	11	1	.990
Nathanael Coupet	.267	14-3	15	4	4	0	0	1	8	7	.467	2	2	7	1	.400	1	0	0-0	3	0	0	1.000
Connor Shouse	.261	17-6	23	12	6	2	0	2	8	14	.609	5	4	4	0	.469	0	0	1-1	12	0	0	1.000
Will Baker	.258	29-14	62	14	16	3	0	4	19	31	.500	8	0	14	1	.333	2	2	0-0	13	30	3	.935
Nathan Waugh	.237	21-9	38	11	9	2	0	1	7	14	.368	9	1	12	2	.396	0	0	0-1	0	0	0	.000
Joshua Evans	.000	14-0	0	2	0	0	0	0	0	0	.000	0	0	0	0	.000	0	0	0-0	5	0	0	1.000
Cooper McMullen	.000	4-0	0	1	0	0	0	0	0	0	.000	0	0	0	0	.000	0	0	0-0	0	1	0	1.000
Totals	.318	44	1493	392	475	117	9	66	363	808	.541	245	46	333	23	.421	35	13	66-73	1119	390	43	.972
Opponents	.255	44	1403	215	358	65	5	46	203	571	.407	172	62	402	27	.357	20	18	24-42	1081	352	44	.970

LOB - Team (359), Opp (343). DPs turned - Team (31), Opp (29). CI - Team (1), Lackey, V 1. IBB - Team (3), Burress, D 3, Opp (2). Picked off - Kerce, C 2, Hernandez, A 1.

(All games Sorted by Earned run avg)

Player	era	w-l	app	gs	cg	sho	sv	ip	h	r	er	bb	so	2b	3b	hr	b/avg	wp	hp	bk	sfa	sha
Mason Patel	2.74	9-1	15	0	0	0/0	3	49.1	35	17	15	8	45	7	1	5	.201	1	4	0	2	2
Tate McKee	4.07	5-2	11	11	0	0/0	0	55.1	50	33	25	23	61	10	3	5	.244	1	4	1	3	3
Brady Jones	4.70	4-2	11	11	0	0/0	0	46.0	44	27	24	28	51	8	0	5	.254	2	9	0	2	2

Connor Shouse	0.00	0-0	1	0	0	0/0	0	2.0	0	0	0	1	2	0	0	0	.000	0	0	0	0	0
Jackson Blakely	0.00	0-0	2	0	0	0/0	0	2.0	3	0	0	0	0	0	0	0	.375	0	0	0	0	1
Jaylen Paden	2.67	4-1	10	2	0	0/0	1	27.0	21	9	8	16	34	2	0	1	.221	4	3	0	2	1
Kayden Campbell	3.09	1-0	14	0	0	0/0	0	11.2	13	4	4	5	18	2	0	2	.265	3	3	0	0	0
Cooper McMullen	3.68	1-0	7	0	0	0/0	1	7.1	4	3	3	6	5	1	0	1	.174	0	1	0	0	1
Caden Spivey	4.40	2-1	11	5	0	0/0	0	28.2	28	15	14	20	27	3	1	2	.257	2	1	0	1	2
Connor Chicoli	4.74	0-0	11	3	0	0/0	0	19.0	22	10	10	4	12	5	0	2	.306	1	2	0	2	1
Jake Lankie	4.82	0-1	7	0	0	0/0	0	9.1	10	5	5	4	12	2	0	1	.294	0	1	0	2	1
Carson Ballard	5.06	1-3	13	0	0	0/0	1	26.2	28	15	15	4	28	7	0	4	.272	1	4	0	1	0
Riley Stanford	5.47	0-0	9	7	0	0/0	0	24.2	28	20	15	17	29	5	0	5	.295	0	10	0	0	3
Brett Barfield	5.73	0-0	16	1	0	0/0	1	11.0	12	8	7	7	12	1	0	3	.267	0	4	0	0	0
Sam Swygert	6.48	1-1	12	3	0	0/0	0	16.2	18	14	12	6	15	5	0	4	.257	2	3	0	1	0
Cole Royer	6.75	1-0	8	0	0	0/0	0	6.2	11	5	5	5	9	2	0	0	.393	4	3	0	1	0
Ryan Johnson	6.75	1-0	4	0	0	0/0	0	4.0	4	3	3	0	7	1	0	1	.250	1	2	0	0	0
Caden Gaudette	6.92	0-1	13	0	0	0/0	0	13.0	15	10	10	7	20	3	0	2	.294	0	2	0	2	1
Alex Hernandez	7.50	0-1	4	1	0	0/0	1	6.0	3	5	5	3	3	0	0	2	.150	0	1	0	0	0
Adam McKelvey	9.00	0-0	2	0	0	0/0	0	1.0	1	1	1	1	1	0	0	0	.333	0	0	0	0	0
Porter Buursema	10.38	0-0	5	0	0	0/0	0	4.1	5	5	5	3	9	1	0	0	.294	0	4	0	1	0
Joshua Evans	13.50	0-0	2	0	0	0/0	0	0.2	2	4	1	3	1	0	0	0	.400	1	1	0	0	0
Thorpe Musci	27.00	0-0	1	0	0	0/0	0	0.2	1	2	2	1	1	0	0	1	.333	1	0	0	0	0
Totals	4.54	30-14	44	44	0	0/0	8	373.0	358	215	188	172	402	65	5	46	.255	24	62	1	20	18
Opponents	8.57	14-30	44	44	0	1/1	8	360.1	475	392	343	245	333	117	9	66	.318	46	46	4	35	13

PB - Team (9), Rogers, D 5, Lackey, V 4, Opp (12). Pickoffs - Team (3), Stanford, R 1, Paden, J 1, Lackey, V 1, Opp (3). SBA/ATT - Lackey, V (20-32), McKee, T (6-11), Rogers, D (4-10), Stanford, R (5-8), Jones, B (1-5), Patel, M (2-4), Gaudette, C (2-2), Chicoli, C (2-2), Ballard, C (1-2), Barfield, B (2-2), Royer, C (0-2), Spivey, C (1-1), Paden, J (1-1), Hernandez, A (1-1), McMullen, C (0-1).

2025 ACC STATS

@GTBASEBALL
Conference statistics for Georgia Tech (as of Apr 27, 2025)
(ACC games only Sorted by Batting avg)

Record: 15-9 Home: 7-5 Away: 8-4 ACC: 15-9

Player	avg	gp-gs	ab	r	h	2b	3b	hr	rbi	tb	slg%	bb	hp	so	gdp	ob%	sf	sh	sb-att	po	a	e	fld%
Kyle Lodise	.376	21-21	93	26	35	9	1	10	27	76	.817	9	2	18	1	.438	1	0	4-4	24	46	1	.986
Vahn Lackey	.358	24-24	95	16	34	5	0	2	20	45	.474	12	1	15	2	.423	3	1	8-10	186	25	6	.972
Alex Hernandez	.352	23-23	88	20	31	4	2	4	21	51	.580	19	0	22	3	.459	2	0	2-2	55	37	6	.939
Kent Schmidt	.342	9-8	38	6	13	5	0	1	9	21	.553	1	0	8	0	.350	1	0	0-0	50	2	0	1.000
Carson Kerce	.341	24-24	82	17	28	8	0	1	20	39	.476	16	1	16	1	.433	5	1	4-5	18	50	7	.907
Caleb Daniel	.316	24-24	95	25	30	6	2	4	23	52	.547	11	3	21	0	.396	2	0	0-0	40	0	0	1.000
Drew Burrese	.309	24-24	97	32	30	11	0	7	19	62	.639	18	2	16	0	.427	0	0	3-3	55	1	2	.966
John Giesler	.273	20-17	55	15	15	2	0	2	10	23	.418	8	1	17	1	.369	1	0	0-0	100	4	0	1.000
Will Baker	.225	18-10	40	8	9	1	0	3	12	19	.475	5	0	9	1	.298	2	1	0-0	11	23	3	.919
Tyler Neises	.213	19-11	47	7	10	3	0	0	7	13	.277	10	1	12	3	.362	0	0	3-3	5	0	1	.833
Parker Brosius	.175	23-20	63	15	11	1	0	1	4	15	.238	11	3	17	1	.325	0	4	5-6	34	1	0	1.000
Connor Shouse	.429	9-4	14	7	6	2	0	2	6	14	1.000	3	1	2	0	.556	0	0	0-0	11	0	0	1.000
Nathan Waugh	.250	9-2	12	3	3	0	0	0	2	3	.250	3	1	3	1	.438	0	0	0-0	0	0	0	.000
Nathanael Coupet	.250	7-3	8	3	2	0	0	1	7	5	.625	2	2	4	1	.462	1	0	0-0	2	0	0	1.000
Drew Rogers	.250	5-1	4	1	1	0	0	0	0	1	.250	2	0	2	0	.500	0	0	0-0	15	2	0	1.000
Cooper McMullen	.000	3-0	0	1	0	0	0	0	0	0	.000	0	0	0	0	.000	0	0	0-0	0	0	0	.000
Joshua Evans	.000	5-0	0	1	0	0	0	0	0	0	.000	0	0	0	0	.000	0	0	0-0	3	0	0	1.000
Totals	.310	24	831	203	258	57	5	38	187	439	.528	130	18	182	15	.407	18	7	29-33	615	224	29	.967
Opponents	.269	24	780	129	210	36	3	31	121	345	.442	92	28	201	15	.362	12	14	12-24	610	210	21	.975

LOB - Team (191), Opp (184). DPs turned - Team (18), Opp (17). CI - Team (1), Lackey, V 1. IBB - Team (2), Burrese, D 2, Opp (2). Picked off - Hernandez, A 1, Kerce, C 1.

(ACC games only Sorted by Earned run avg)

Player	era	w-l	app	gs	cg	sho	sv	ip	h	r	er	bb	so	2b	3b	hr	b/avg	wp	hp	bks	sfa	sha
Jaylen Paden	2.95	3-0	6	1	0	0/0	0	21.1	19	8	7	9	23	2	0	1	.247	4	3	0	2	1
Caden Spivey	3.80	2-1	8	3	0	0/0	0	21.1	21	9	9	15	16	2	0	2	.263	1	0	0	0	2
Mason Patel	3.97	4-1	10	0	0	0/0	3	34.0	29	17	15	6	30	5	1	5	.238	0	3	0	2	2
Tate McKee	4.69	3-2	8	8	0	0/0	0	40.1	38	28	21	17	42	7	2	5	.250	0	3	1	3	3
Brady Jones	5.00	3-2	8	8	0	0/0	0	36.0	39	22	20	20	35	8	0	4	.281	1	7	0	2	1
Connor Shouse	0.00	0-0	1	0	0	0/0	0	2.0	0	0	0	1	2	0	0	0	.000	0	0	0	0	0
Jackson Blakely	0.00	0-0	2	0	0	0/0	0	2.0	3	0	0	0	0	0	0	0	.375	0	0	0	0	1
Cooper McMullen	0.00	0-0	2	0	0	0/0	1	1.0	0	0	0	1	0	0	0	0	.000	0	0	0	0	0
Jake Lankie	1.59	0-0	3	0	0	0/0	0	5.2	3	1	1	3	5	0	0	1	.176	0	1	0	2	1
Kayden Campbell	3.00	0-0	6	0	0	0/0	0	6.0	9	2	2	1	7	2	0	1	.321	1	2	0	0	0
Brett Barfield	5.40	0-0	8	0	0	0/0	1	6.2	8	5	4	1	9	1	0	2	.276	0	1	0	0	0
Connor Chicoli	5.40	0-0	4	0	0	0/0	0	3.1	5	2	2	0	3	0	0	1	.357	0	0	0	1	0
Carson Ballard	6.75	0-1	4	0	0	0/0	0	5.1	7	4	4	0	5	1	0	2	.333	0	0	0	0	0
Riley Stanford	7.94	0-0	4	4	0	0/0	0	11.1	13	12	10	8	14	3	0	4	.289	0	2	0	0	2
Cole Royer	9.00	0-0	2	0	0	0/0	0	1.0	2	1	1	2	2	0	0	0	.400	2	2	0	0	0
Caden Gaudette	11.25	0-1	5	0	0	0/0	0	4.0	6	5	5	4	4	2	0	0	.375	0	1	0	0	1
Sam Swygert	18.00	0-1	3	0	0	0/0	0	3.0	5	8	6	3	4	2	0	2	.333	0	1	0	0	0
Adam McKelvey	27.00	0-0	1	0	0	0/0	0	0.1	0	1	1	1	0	0	0	0	.000	0	0	0	0	0
Porter Buursema	27.00	0-0	1	0	0	0/0	0	0.1	1	1	1	0	0	1	0	0	.500	0	0	0	0	0
Ryan Johnson	99.00	0-0	1	0	0	0/0	0	0.0	2	3	3	0	0	0	0	1	1.000	0	2	0	0	0
Totals	4.87	15-9	24	24	0	0/0	5	205.0	210	129	111	92	201	36	3	31	.269	9	28	1	12	14
Opponents	8.01	9-15	24	24	0	0/0	5	203.1	258	203	181	130	182	57	5	38	.310	21	18	3	18	7

PB - Team (3), Lackey, V 3, Opp (6). Pickoffs - Team (1), Paden, J 1, Opp (2). SBA/ATT - Lackey, V (12-23), McKee, T (3-6), Jones, B (1-5), Patel, M (2-4), Stanford, R (2-3), Ballard, C (1-2), McMullen, C (0-1), Rogers, D (0-1), Spivey, C (1-1), Barfield, B (1-1), Paden, J (1-1).

2025 SEASON SUMMARY

@GTBASEBALL
Games Summary for Georgia Tech (as of Apr 27, 2025)
(All games)

Score by innings	1	2	3	4	5	6	7	8	9	EX	Total
Georgia Tech	44	56	38	34	41	76	45	26	31	1	392
Opponents	29	17	30	31	18	34	27	18	11	0	215
Record when ...											
Overall	30-14					After 6 leading					22-3
Conference	15-9				 trailing					3-10
Non-Conference	15-5				 tied					5-1
Home games	20-8					After 7 leading					17-2
Away games	10-5				 trailing					3-11
Neutral site	0-1				 tied					2-1
Day games	24-7					After 8 leading					16-1
Night games	6-7				 trailing					3-13
vs Left starter	14-3				 tied					1-0
vs Right starter	16-11										
1-Run games	4-4					Hit 0 home runs					6-6
2-Run games	4-4					... 1 home run					9-5
5+Run games	18-2					... 2+ home runs					15-3
Extra innings	1-0										
Shutouts	0-1					Opponent 0 home runs					15-1
					 1 home run					12-5
Scoring 0-2 runs	0-6				 2+ HRs					3-8
..... 3-5 runs	5-3										
..... 6-9 runs	7-4					Made 0 errors					10-6
..... 10+ runs	18-1				 1 error					11-4
					 2+ errors					9-4
Opponent 0-2 runs	9-1										
..... 3-5 runs	14-4					Opp. made 0 errors					10-6
..... 6-9 runs	7-5				 1 error					11-6
..... 10+ runs	0-4				 2+ errors					9-2
Scored in 1st inning	16-5					Out-hit opponent					27-3
Opp. scored in 1st	9-7					Out-hit by opponent					3-9
Scores first	20-3					Hits are tied					0-2
Opp. scores first	10-11										

Record when team scores:

Runs	0	1	2	3	4	5	6	7	8	9	10+
W-L	0-1	0-0	0-5	1-1	3-0	1-2	0-0	3-1	3-2	1-1	18-1

Record when opponent scores:

Runs	0	1	2	3	4	5	6	7	8	9	10+
W-L	0-0	4-1	5-0	6-0	4-3	4-1	5-1	2-1	0-1	0-2	0-4

Record when leading after:

Inn.	1	2	3	4	5	6	7	8
W-L	13-3	20-2	22-3	23-2	25-2	22-3	17-2	16-1

Record when trailing after:

Inn.	1	2	3	4	5	6	7	8
W-L	7-6	7-9	6-9	4-10	4-9	3-10	3-11	3-13

Record when tied after:

Inn.	1	2	3	4	5	6	7	8
W-L	10-5	3-3	2-2	3-2	1-3	5-1	2-1	1-0

Current winning streak: 1

Longest winning streak: 6

Longest losing streak: 7

Home attendance : 49551 (28 dates avg = 1769)

Away attendance : 41364 (16 dates avg = 2585)

Total attendance: 90915 (44 dates avg = 2066)

2025 SITUATIONAL STATS

@GTBASEBALL
Batting Analysis for Georgia Tech (as of Apr 27, 2025)
(All games Sorted by Player Name)

Player	vs left			vs right			w/runners			w/bases empty			w/bases loaded			as leadoff			fly	gnd	fly/
	h	ab	avg	h	ab	avg	h	ab	avg	h	ab	avg	h	ab	avg	rch	op	pct	out	out	gnd
Will Baker	4	14	.286	12	48	.250	8	36	.222	8	26	.308	1	3	.333	4	14	.286	15	20	0.8
Parker Brosius	6	37	.162	23	84	.274	16	69	.232	13	52	.250	1	5	.200	7	26	.269	43	22	2.0
Drew Burress	17	50	.340	40	12	.328	33	87	.379	24	85	.282	4	7	.571	12	27	.444	45	35	1.3
Nathanael Coupet	2	4	.500	2	11	.182	4	9	.444	0	6	.000	2	4	.500	1	4	.250	3	2	1.5
Caleb Daniel	12	45	.267	34	99	.343	22	68	.324	24	76	.316	1	2	.500	16	34	.471	46	26	1.8
John Giesler	8	30	.267	10	46	.217	11	44	.250	7	32	.219	0	4	.000	8	17	.471	14	19	0.7
Alex Hernandez	19	58	.328	37	10	.343	34	97	.351	22	69	.319	3	7	.429	19	38	.500	36	38	0.9
Carson Kerce	16	47	.340	34	94	.362	25	75	.333	25	66	.379	2	7	.286	15	34	.441	44	30	1.5
Vahn Lackey	20	55	.364	38	11	.342	32	87	.368	26	79	.329	1	5	.200	23	56	.411	39	43	0.9
Kyle Lodise	16	47	.340	42	11	.375	24	66	.364	34	93	.366	1	5	.200	35	66	.530	41	25	1.6
Tyler Neises	3	15	.200	20	73	.274	14	56	.250	9	32	.281	2	4	.500	8	18	.444	19	23	0.8
Drew Rogers	2	9	.222	6	21	.286	5	20	.250	3	10	.300	1	2	.500	2	5	.400	2	5	0.4
Kent Schmidt	18	42	.429	19	50	.380	25	61	.410	12	31	.387	1	3	.333	7	13	.538	26	18	1.4
Connor Shouse	3	13	.231	3	10	.300	4	17	.235	2	6	.333	0	2	.000	2	5	.400	4	8	0.5
Nathan Waugh	2	19	.105	7	19	.368	7	29	.241	2	9	.222	0	0	.000	4	8	.500	5	10	0.5
Totals	148	485	.305	327	100	.324	264	821	.322	211	672	.314	20	60	.333	163	365	.447	382	324	1.2
Opponents	28	102	.275	330	130	.254	166	684	.243	192	719	.267	11	46	.239	147	373	.394	320	340	0.9

Player	pinch hitting			w/runners in scoring pos			w/runner on 3r and LT 2 out			with 2 outs			success adv runners			2- rnrns			rch	rch	kl
	h	ab	avg	h	ab	avg	rbi	op	pct	h	ab	avg	adv	op	pct	rbi	w/o	lob	err	fc	kl
Will Baker	3	8	.375	7	21	.333	6	8	.750	6	22	.273	21	44	.477	7	12	14	1	1	1
Parker Brosius	1	1	1.000	10	41	.244	7	11	.636	11	42	.262	44	91	.484	10	14	37	1	5	6
Drew Burress	0	0	.000	21	47	.447	7	10	.700	20	52	.385	53	98	.541	13	11	25	4	10	8
Nathanael Coupet	3	6	.500	3	7	.429	2	3	.667	3	8	.375	6	11	.545	5	1	9	0	0	1
Caleb Daniel	1	1	1.000	11	42	.262	7	10	.700	15	53	.283	38	79	.481	7	10	30	1	3	9
John Giesler	0	2	.000	9	31	.290	2	7	.286	3	24	.125	20	49	.408	5	6	21	2	2	4
Alex Hernandez	0	0	.000	23	67	.343	12	18	.667	15	58	.259	61	11	.550	13	14	43	3	3	10
Carson Kerce	0	0	.000	19	48	.396	14	18	.778	17	49	.347	49	93	.527	12	16	43	1	4	5
Vahn Lackey	0	0	.000	16	46	.348	13	20	.650	15	42	.357	56	10	.549	11	21	30	3	4	14
Kyle Lodise	0	0	.000	14	40	.350	5	7	.714	14	41	.341	39	73	.534	19	7	27	3	4	12
Tyler Neises	1	6	.167	11	39	.282	3	5	.600	5	33	.152	28	61	.459	7	9	22	3	1	10
Drew Rogers	0	0	.000	5	15	.333	3	6	.500	2	12	.167	10	25	.400	3	2	10	0	0	4
Kent Schmidt	1	1	1.000	19	41	.463	8	10	.800	12	30	.400	41	68	.603	6	15	19	1	2	5
Connor Shouse	1	5	.200	2	11	.182	1	1	1.000	2	12	.167	11	21	.524	3	0	11	1	3	2
Nathan Waugh	2	8	.250	4	18	.222	2	8	.250	3	11	.273	15	31	.484	4	4	10	0	3	2
Totals	13	38	.342	174	514	.339	92	142	.648	143	489	.292	492	957	.514	125	142	359	24	45	93
Opponents	8	40	.200	99	387	.256	70	104	.673	109	450	.242	349	805	.434	53	93	343	22	46	113

Success Advancing Runners = percentage of times the batter advanced at least one runner during a plate appearance
 #Rnrs Adv w/Out = TOTAL number of runners advanced when the player made an out

TEAM GAME-BY-GAME - Hitting

Date	Opponent	ab	r	h	rbi	2b	3b	hr	tb	bb	ibb	sb	cs	hbp	sac	sf	gdp	k	po	a	e	lob	avg
Feb 14	OLD DOMINION	24	3	3	3	1	0	1	7	5	0	0	0	1	3	0	1	7	27	9	1	6	.125
Feb 15	OLD DOMINION	31	7	6	7	1	0	1	10	7	0	1	0	0	0	0	1	13	27	7	1	7	.164
Feb 16	OLD DOMINION	34	7	11	6	4	0	1	18	3	0	2	0	2	0	2	0	10	27	5	1	10	.225
Feb 18	at Georgia Southern	34	5	9	5	3	0	2	18	4	0	2	1	1	0	0	1	8	27	8	0	7	.236
Feb 21	MARSHALL	31	12	13	11	4	0	3	26	7	0	2	0	0	0	2	0	4	21	5	0	10	.273
Feb 22	MARSHALL	34	2	7	2	3	0	0	10	5	0	0	0	4	0	0	0	2	27	8	0	14	.261
Feb 23	MARSHALL	36	11	15	11	7	0	2	28	1	0	5	0	4	2	2	0	6	27	15	2	10	.286
Feb 24	MARSHALL	33	8	9	7	2	0	0	11	8	0	3	1	2	0	1	1	8	27	9	0	9	.284
Feb 26	WEST GEORGIA	39	16	17	15	4	1	3	32	9	0	6	0	1	0	2	0	6	27	11	0	11	.304
Feb 28	WESTERN MICHIG	38	16	15	16	3	1	4	32	4	0	1	0	2	0	0	0	5	27	9	1	4	.314
Mar 01	WESTERN MICHIG	34	14	18	14	4	0	1	25	3	0	3	0	1	0	2	0	6	21	8	1	8	.334
Mar 02	WESTERN MICHIG	30	13	14	12	7	0	1	24	5	0	3	1	4	0	1	0	4	21	8	0	9	.344
Mar 04	KENNESAW STAT	34	11	13	10	1	0	2	20	6	1	0	0	1	0	2	0	11	27	6	2	8	.347
*Mar 07	at Virginia Tech	35	4	9	4	0	0	0	9	7	0	6	1	0	0	0	0	9	27	7	2	11	.340
*Mar 08	at Virginia Tech	35	5	9	5	3	1	2	20	3	0	0	0	0	1	0	0	9	24	14	0	7	.335
*Mar 09	at Virginia Tech	35	8	11	7	3	1	0	16	7	1	2	1	2	1	1	0	10	27	10	1	11	.333
Mar 11	GEORGIA STATE	29	4	7	4	1	0	1	11	8	0	3	0	0	0	1	1	6	27	13	0	10	.329
*Mar 14	PITTSBURGH	33	10	10	9	2	0	1	15	7	0	1	0	1	1	0	0	3	27	9	0	8	.327
*Mar 15	PITTSBURGH	32	11	12	8	6	0	0	18	10	0	5	0	0	0	2	0	4	21	7	1	13	.330
*Mar 16	PITTSBURGH	37	10	12	10	4	0	4	28	3	0	1	0	3	0	1	1	11	27	12	0	7	.329
Mar 18	GARDNER-WEBB	36	14	13	11	3	0	0	16	8	0	2	0	0	0	1	0	8	27	6	2	7	.331
*Mar 21	at Notre Dame	41	18	17	18	3	1	4	34	12	0	1	0	0	0	1	1	6	24	9	1	12	.336
*Mar 22	at Notre Dame	38	9	13	9	3	1	2	24	2	0	1	0	0	0	1	1	4	27	7	2	5	.336
*Mar 23	at Notre Dame	36	10	9	6	1	0	0	10	7	0	3	0	0	1	0	0	14	27	7	2	7	.332
Mar 25	at Kennesaw State	32	15	12	13	3	0	2	21	10	0	0	0	1	1	1	0	11	21	7	0	9	.334
*Mar 28	CLEMSON	35	7	11	7	3	0	1	17	4	0	1	0	0	1	2	0	7	27	12	3	8	.333
*Mar 29	CLEMSON	36	18	19	16	4	0	6	41	7	0	0	0	2	0	0	1	5	21	7	1	9	.341
*Mar 29	CLEMSON	31	3	5	2	1	0	1	9	5	0	0	1	0	0	0	1	11	27	2	2	6	.335
Apr 01	MERCER	35	21	16	19	5	1	2	29	10	0	3	0	2	0	0	1	3	21	6	2	8	.339
*Apr 04	at Stanford	36	8	10	7	3	0	1	16	6	0	1	0	0	0	0	0	12	27	10	2	7	.337
*Apr 05	at Stanford	36	10	12	9	4	0	1	19	3	0	0	0	1	1	2	0	6	27	13	0	6	.337
*Apr 06	at Stanford	38	18	18	17	2	1	4	34	6	1	2	0	1	0	2	0	2	21	8	1	8	.342
Apr 08	AUBURN	39	8	13	8	3	1	1	21	4	0	1	0	1	0	0	1	6	27	12	0	9	.341
*Apr 11	CAL	32	8	9	8	1	0	2	16	4	0	0	0	1	1	0	0	9	27	13	2	6	.340
*Apr 12	CAL	31	15	14	15	2	0	2	22	11	0	0	0	2	0	3	1	3	24	8	0	11	.343
*Apr 13	CAL	28	4	8	4	2	0	0	10	3	0	0	0	1	0	1	3	5	27	8	0	5	.341
Apr 15	vs Georgia Bulldogs	31	2	4	2	1	0	1	8	4	0	0	0	0	0	0	0	12	24	8	0	6	.336
*Apr 18	at Miami	35	2	8	1	0	0	0	8	5	0	3	0	1	0	0	0	11	24	12	3	12	.333
*Apr 19	at Miami	32	2	7	2	2	0	0	9	2	0	1	0	1	0	0	3	10	24	8	1	6	.330
*Apr 20	at Miami	31	2	5	2	1	0	0	6	3	0	0	0	0	0	0	1	3	24	10	1	5	.326
Apr 22	at Auburn	28	0	2	0	0	0	0	2	4	0	0	0	1	0	0	1	15	24	6	1	6	.321
*Apr 25	VIRGINIA	36	9	12	9	3	0	3	24	6	0	0	1	2	0	1	1	11	27	8	2	9	.322
*Apr 26	VIRGINIA	34	5	6	5	2	0	1	11	3	0	0	0	0	0	0	0	9	27	14	1	5	.318
*Apr 27	VIRGINIA	38	7	12	7	2	0	3	23	4	0	1	0	0	0	1	1	8	30	9	1	7	.318
Totals		1493	392	475	363	117	9	66	808	245	3	66	7	46	13	35	23	333	1119	390	43	359	.318

TEAM GAME-BY-GAME - Pitching

Date	Opponent	ip	h	r	er	bb	so	2b	3b	hr	wp	bk	hbp	dp	ibb	score	w-l	sv	era
Feb 14	OLD DOMINION	9.0	6	2	1	2	10	1	0	0	0	0	1	2	0	3-2	1-0	0	1.00
Feb 15	OLD DOMINION	9.0	4	3	3	7	16	0	0	0	0	0	2	0	0	7-3	2-0	0	2.00
Feb 16	OLD DOMINION	9.0	9	4	4	5	14	0	0	1	0	0	2	0	0	7-4	3-0	1	2.67
Feb 18	at Georgia Southern	9.0	7	3	3	1	12	2	0	1	0	0	0	0	0	5-3	4-0	2	2.75
Feb 21	MARSHALL	7.0	4	1	1	2	8	1	1	0	0	0	0	0	0	12-1	5-0	2	2.51
Feb 22	MARSHALL	9.0	5	4	4	4	11	0	0	1	0	0	1	0	0	2-4	5-1	2	2.77
Feb 23	MARSHALL	9.0	8	6	4	4	7	3	0	0	0	0	8	0	0	11-6	6-1	2	2.95
Feb 24	MARSHALL	9.0	16	12	12	5	10	3	0	4	1	0	2	0	0	8-12	6-2	2	4.11
Feb 26	WEST GEORGIA	9.0	14	7	7	1	8	3	0	1	2	0	0	1	0	16-7	7-2	2	4.44
Feb 28	WESTERN MICHIG	9.0	8	4	4	2	13	3	0	0	1	0	3	0	0	16-4	8-2	3	4.40
Mar 01	WESTERN MICHIG	7.0	5	1	0	4	11	0	0	0	1	0	1	1	0	14-1	9-2	3	4.07
Mar 02	WESTERN MICHIG	7.0	9	3	3	6	10	2	0	0	2	0	2	1	0	13-3	10-2	3	4.06
Mar 04	KENNESAW STAT	9.0	10	4	3	3	12	2	1	0	2	0	0	0	0	11-4	11-2	3	3.97
*Mar 07	at Virginia Tech	9.0	4	3	2	3	9	2	0	1	0	0	1	0	0	4-3	12-2	3	3.83
*Mar 08	at Virginia Tech	8.0	9	8	8	4	7	3	0	3	1	0	2	1	0	5-8	12-3	3	4.15
*Mar 09	at Virginia Tech	9.0	7	6	5	7	9	1	0	1	0	0	3	0	1	8-6	13-3	4	4.20
Mar 11	GEORGIA STATE	9.0	3	2	2	6	2	1	0	0	0	0	2	1	0	4-2	14-3	4	4.07
*Mar 14	PITTSBURGH	9.0	3	1	1	5	10	1	0	0	1	1	2	0	0	10-1	15-3	4	3.89
*Mar 15	PITTSBURGH	7.0	8	1	1	4	7	2	0	0	0	0	0	2	0	11-1	16-3	5	3.78
*Mar 16	PITTSBURGH	9.0	13	12	12	7	9	4	0	1	1	0	1	0	0	10-12	16-4	5	4.21
Mar 18	GARDNER-WEBB	9.0	7	6	3	3	12	1	0	1	2	0	1	1	0	14-6	17-4	5	4.15
*Mar 21	at Notre Dame	8.0	10	7	7	1	12	0	1	3	0	0	3	1	0	18-7	18-4	6	4.31
*Mar 22	at Notre Dame	9.0	8	5	3	2	12	0	0	1	0	0	1	0	0	9-5	19-4	6	4.25
*Mar 23	at Notre Dame	9.0	6	2	1	3	14	2	0	1	0	0	1	0	0	10-2	20-4	6	4.11
Mar 25	at Kennesaw State	7.0	6	4	4	3	10	3	0	1	1	0	0	1	0	15-4	21-4	6	4.14
*Mar 28	CLEMSON	9.0	11	9	6	3	10	1	0	3	0	0	2	1	0	7-9	21-5	6	4.22
*Mar 29	CLEMSON	7.0	4	2	1	5	8	0	0	1	0	0	1	1	0	18-2	22-5	6	4.13
*Mar 29	CLEMSON	9.0	9	4	2	8	18	1	0	1	1	0	1	0	0	3-4	22-6	6	4.05
Apr 01	MERCER	7.0	4	5	4	2	7	0	0	2	1	0	2	0	0	21-5	23-6	6	4.08
*Apr 04	at Stanford	9.0	12	6	4	3	11	2	1	0	0	0	0	1	0	8-6	24-6	6	4.07
*Apr 05	at Stanford	9.0	11	3	3	3	3	2	0	0	0	0	3	3	0	10-3	25-6	6	4.04
*Apr 06	at Stanford	7.0	8	2	2	2	3	0	0	0	1	0	1	2	0	18-2	26-6	6	4.00
Apr 08	AUBURN	9.0	8	9	9	10	10	2	0	1	0	0	1	1	0	8-9	26-7	6	4.16
*Apr 11	CAL	9.0	7	5	5	3	9	1	0	1	0	0	0	0	0	8-5	27-7	7	4.19
*Apr 12	CAL	8.0	6	5	5	4	9	3	0	1	0	0	3	0	0	15-5	28-7	7	4.23
*Apr 13	CAL	9.0	10	3	3	4	3	1	0	0	2	0	1	2	0	4-3	29-7	8	4.19
Apr 15	vs Georgia Bulldogs	8.0	10	5	5	4	9	2	0	2	1	0	1	3	0	2-5	29-8	8	4.23
*Apr 18	at Miami	8.0	7	4	2	3	5	1	0	1	0	0	0	0	0	2-4	29-9	8	4.18
*Apr 19	at Miami	8.0	12	7	7	1	6	3	0	2	0	0	0	0	0	2-7	29-10	8	4.27
*Apr 20	at Miami	8.0	10	10	8	5	5	2	0	2	0	0	1	1	0	2-10	29-11	8	4.38
Apr 22	at Auburn	8.0	5	1	1	6	9	0	0	0	1	0	5	1	0	0-1	29-12	8	4.30
*Apr 25	VIRGINIA	9.0	16	12	12	6	4	3	1	3	0	0	1	1	1	9-12	29-13	8	4.50
*Apr 26	VIRGINIA	9.0	13	6	6	2	8	1	0	3	0	0	0	2	0	5-6	29-14	8	4.54
*Apr 27	VIRGINIA	10.0	6	6	5	4	10	0	0	2	2	0	0	0	0	7-6	30-14	8	4.54
Totals		373.0	358	215	188	172	402	65	5	46	24	1	62	31	2	392-215	30-14	8	4.54

GT BASEBALL CAREER STATS - AT GEORGIA TECH

Will Baker

Year	avg	gp-gs	ab	r	h	2b	3b	hr	rbi	tb	slg%	bb	hbp	so	gdp	ob%	sf	sh	sb-att	po	a	e	fld%
2025	.258	29-14	62	14	16	3	0	4	19	31	.500	8	0	14	1	.333	2	2	0-0	13	30	3	.935
TOTAL	.258	29-14	62	14	16	3	0	4	19	31	.500	8	0	14	1	.333	2	2	0-0	13	30	3	.935

Carson Ballard

Year	avg	gp-gs	ab	r	h	2b	3b	hr	rbi	tb	slg%	bb	hbp	so	gdp	ob%	sf	sh	sb-att	po	a	e	fld%
2024	.000	0-0	0	0	0	0	0	0	0	0	.000	0	0	0	0	.000	0	0	0-0	3	2	3	.625
2025	.000	0-0	0	0	0	0	0	0	0	0	.000	0	0	0	0	.000	0	0	0-0	1	2	0	1.000
TOTAL	.000	0-0	0	0	0	0	0	0	0	0	.000	0	0	0	0	.000	0	0	0-0	4	4	3	.727

Year	era	w-l	app	gs	cg	sho	sv	ip	h	r	er	bb	so	2b	3b	hr	bf	bavg	wp	hbp	bk	sfa	sha
2024	4.41	2-2	13	6	0	0/1	1	34.2	38	22	17	9	26	7	0	6	148	.286	1	2	1	1	3
2025	5.06	1-3	13	0	0	0/0	1	26.2	28	15	15	4	28	7	0	4	112	.272	1	4	0	1	0
TOTAL	4.70	3-5	26	6	0	0/1	2	61.1	66	37	32	13	54	14	0	10	260	.280	2	6	1	2	3

Brett Barfield

Year	avg	gp-gs	ab	r	h	2b	3b	hr	rbi	tb	slg%	bb	hbp	so	gdp	ob%	sf	sh	sb-att	po	a	e	fld%
2024	.000	0-0	0	0	0	0	0	0	0	0	.000	0	0	0	0	.000	0	0	0-0	0	1	1	.500
2025	.000	0-0	0	0	0	0	0	0	0	0	.000	0	0	0	0	.000	0	0	0-0	1	1	0	1.000
TOTAL	.000	0-0	0	0	0	0	0	0	0	0	.000	0	0	0	0	.000	0	0	0-0	1	2	1	.750

Year	era	w-l	app	gs	cg	sho	sv	ip	h	r	er	bb	so	2b	3b	hr	bf	bavg	wp	hbp	bk	sfa	sha
2024	6.75	0-0	16	0	0	0/0	0	16.0	22	15	12	10	18	6	0	1	83	.314	0	3	0	0	0
2025	5.73	0-0	16	1	0	0/0	1	11.0	12	8	7	7	12	1	0	3	56	.267	0	4	0	0	0
TOTAL	6.33	0-0	32	1	0	0/0	1	27.0	34	23	19	17	30	7	0	4	139	.296	0	7	0	0	0

Jackson Blakely

Year	avg	gp-gs	ab	r	h	2b	3b	hr	rbi	tb	slg%	bb	hbp	so	gdp	ob%	sf	sh	sb-att	po	a	e	fld%
2025	.000	0-0	0	0	0	0	0	0	0	0	.000	0	0	0	0	.000	0	0	0-0	0	1	0	1.000
TOTAL	.000	0-0	0	0	0	0	0	0	0	0	.000	0	0	0	0	.000	0	0	0-0	0	1	0	1.000

Year	era	w-l	app	gs	cg	sho	sv	ip	h	r	er	bb	so	2b	3b	hr	bf	bavg	wp	hbp	bk	sfa	sha
2025	0.00	0-0	2	0	0	0/0	0	2.0	3	0	0	0	0	0	0	0	9	.375	0	0	0	0	1
TOTAL	0.00	0-0	2	0	0	0/0	0	2.0	3	0	0	0	0	0	0	0	9	.375	0	0	0	0	1

Parker Brosius

Year	avg	gp-gs	ab	r	h	2b	3b	hr	rbi	tb	slg%	bb	hbp	so	gdp	ob%	sf	sh	sb-att	po	a	e	fld%
2023	.182	30-0	11	7	2	0	0	0	1	2	.182	2	0	2	0	.308	0	0	1-1	11	1	0	1.000
2024	.298	46-33	114	31	34	7	1	2	28	49	.430	25	6	20	0	.442	2	3	9-9	66	0	1	.985
2025	.240	43-38	121	29	29	6	1	1	20	40	.331	21	7	35	1	.375	3	6	14-15	71	1	3	.960
TOTAL	.264	119-71	246	67	65	13	2	3	49	91	.370	48	13	57	1	.404	5	9	24-25	148	2	4	.974

Drew Burress

Year	avg	gp-gs	ab	r	h	2b	3b	hr	rbi	tb	slg%	bb	hbp	so	gdp	ob%	sf	sh	sb-att	po	a	e	fld%
2024	.381	58-58	218	73	83	15	3	25	67	179	.821	58	5	37	6	.512	4	0	8-10	146	10	2	.987
2025	.331	44-44	172	57	57	19	1	13	48	117	.680	38	3	32	0	.456	2	0	9-10	101	2	2	.981
TOTAL	.359	102-102	390	130	140	34	4	38	115	296	.759	96	8	69	6	.488	6	0	17-20	247	12	4	.985

GT BASEBALL CAREER STATS - AT GEORGIA TECH

Porter Buursema

Year	avg	gp-gs	ab	r	h	2b	3b	hr	rbi	tb	slg%	bb	hbp	so	gdp	ob%	sf	sh	sb-att	po	a	e	fld%
2025	10.38	0-0	5	0	0	0/0	0	4.1	5	5	5	3	9	1	0	0	25	.294	0	4	0	1	0
TOTAL	10.38	0-0	5	0	0	0/0	0	4.1	5	5	5	3	9	1	0	0	25	.294	0	4	0	1	0

Kayden Campbell

Year	era	w-l	app	gs	cq	sho	sv	ip	h	r	er	bb	so	2b	3b	hr	bf	bavq	wp	hbp	bk	sfa	sha
2025	3.09	1-0	14	0	0	0/0	0	11.2	13	4	4	5	18	2	0	2	57	.265	3	3	0	0	0
TOTAL	3.09	1-0	14	0	0	0/0	0	11.2	13	4	4	5	18	2	0	2	57	.265	3	3	0	0	0

Connor Chicoli

Year	avg	gp-gs	ab	r	h	2b	3b	hr	rbi	tb	slg%	bb	hbp	so	gdp	ob%	sf	sh	sb-att	po	a	e	fld%
2025	.000	0-0	0	0	0	0	0	0	0	0	.000	0	0	0	0	.000	0	0	0-0	1	2	0	1.000
TOTAL	.000	0-0	0	0	0	0	0	0	0	0	.000	0	0	0	0	.000	0	0	0-0	1	2	0	1.000

Year	era	w-l	app	gs	cq	sho	sv	ip	h	r	er	bb	so	2b	3b	hr	bf	bavq	wp	hbp	bk	sfa	sha
2025	4.74	0-0	11	3	0	0/0	0	19.0	22	10	10	4	12	5	0	2	81	.306	1	2	0	2	1
TOTAL	4.74	0-0	11	3	0	0/0	0	19.0	22	10	10	4	12	5	0	2	81	.306	1	2	0	2	1

Nathanael Coupet

Year	avg	gp-gs	ab	r	h	2b	3b	hr	rbi	tb	slg%	bb	hbp	so	gdp	ob%	sf	sh	sb-att	po	a	e	fld%
2025	.267	14-3	15	4	4	0	0	1	8	7	.467	2	2	7	1	.400	1	0	0-0	3	0	0	1.000
TOTAL	.267	14-3	15	4	4	0	0	1	8	7	.467	2	2	7	1	.400	1	0	0-0	3	0	0	1.000

Caleb Daniel

Year	avg	gp-gs	ab	r	h	2b	3b	hr	rbi	tb	slg%	bb	hbp	so	gdp	ob%	sf	sh	sb-att	po	a	e	fld%
2025	.319	39-38	144	39	46	13	2	5	26	78	.542	21	5	28	0	.419	2	0	4-4	55	11	0	1.000
TOTAL	.319	39-38	144	39	46	13	2	5	26	78	.542	21	5	28	0	.419	2	0	4-4	55	11	0	1.000

Brett Denby

Year	avg	gp-gs	ab	r	h	2b	3b	hr	rbi	tb	slg%	bb	hbp	so	gdp	ob%	sf	sh	sb-att	po	a	e	fld%
2024	.000	4-0	0	0	0	0	0	0	0	0	.000	0	0	0	0	.000	0	0	0-0	0	1	0	1.000
TOTAL	.000	4-0	0	0	0	0	0	0	0	0	.000	0	0	0	0	.000	0	0	0-0	0	1	0	1.000

Year	era	w-l	app	gs	cq	sho	sv	ip	h	r	er	bb	so	2b	3b	hr	bf	bavq	wp	hbp	bk	sfa	sha
2024	99.00	0-0	1	0	0	0/0	0	0.0	2	2	2	2	0	0	0	0	4	1.000	1	0	0	0	0
TOTAL	99.00	0-0	1	0	0	0/0	0	0.0	2	2	2	2	0	0	0	0	4	1.000	1	0	0	0	0

GT BASEBALL CAREER STATS - AT GEORGIA TECH

Joshua Evans

Year	avg	gp-gs	ab	r	h	2b	3b	hr	rbi	tb	slg%	bb	hbp	so	gdp	ob%	sf	sh	sb-att	po	a	e	fld%
2025	.000	14-0	0	2	0	0	0	0	0	0	.000	0	0	0	0	.000	0	0	0-0	5	0	0	1.000
TOTAL	.000	14-0	0	2	0	0	0	0	0	0	.000	0	0	0	0	.000	0	0	0-0	5	0	0	1.000

Year	era	w-l	app	gs	cq	sho	sv	ip	h	r	er	bb	so	2b	3b	hr	bf	bavq	wp	hbp	bk	sfa	sha
2025	13.50	0-0	2	0	0	0/0	0	0.2	2	4	1	3	1	0	0	0	9	.400	1	1	0	0	0
TOTAL	13.50	0-0	2	0	0	0/0	0	0.2	2	4	1	3	1	0	0	0	9	.400	1	1	0	0	0

Caden Gaudette

Year	avg	gp-gs	ab	r	h	2b	3b	hr	rbi	tb	slg%	bb	hbp	so	gdp	ob%	sf	sh	sb-att	po	a	e	fld%
2024	.000	0-0	0	0	0	0	0	0	0	0	.000	0	0	0	0	.000	0	0	0-0	1	1	0	1.000
2025	.000	0-0	0	0	0	0	0	0	0	0	.000	0	0	0	0	.000	0	0	0-0	0	2	0	1.000
TOTAL	.000	0-0	0	0	0	0	0	0	0	0	.000	0	0	0	0	.000	0	0	0-0	1	3	0	1.000

Year	era	w-l	app	gs	cq	sho	sv	ip	h	r	er	bb	so	2b	3b	hr	bf	bavq	wp	hbp	bk	sfa	sha
2024	5.00	0-0	9	0	0	0/0	0	9.0	9	5	5	4	6	3	0	2	39	.273	1	1	0	0	1
2025	6.92	0-1	13	0	0	0/0	0	13.0	15	10	10	7	20	3	0	2	63	.294	0	2	0	2	1
TOTAL	6.14	0-1	22	0	0	0/0	0	22.0	24	15	15	11	26	6	0	4	102	.286	1	3	0	2	2

John Giesler

Year	avg	gp-gs	ab	r	h	2b	3b	hr	rbi	tb	slg%	bb	hbp	so	gdp	ob%	sf	sh	sb-att	po	a	e	fld%
2020	.250	3-0	4	0	1	0	0	0	0	1	.250	0	0	2	0	.250	0	0	0-0	0	2	0	1.000
2022	.323	22-6	31	6	10	1	0	1	8	14	.452	5	3	11	1	.450	1	0	0-0	20	0	0	1.000
2023	.333	47-41	156	34	52	13	2	8	37	93	.596	23	4	28	3	.422	4	0	3-3	234	24	6	.977
2024	.282	41-41	156	34	44	17	1	10	43	93	.596	20	5	37	8	.379	1	0	0-0	161	36	2	.990
2025	.237	27-23	76	18	18	2	0	2	11	26	.342	10	1	24	2	.330	1	0	0-0	123	6	1	.992
TOTAL	.296	140-111	423	92	125	33	3	21	99	227	.537	58	13	102	14	.391	7	0	3-3	538	68	9	.985

Alex Hernandez

Year	avg	gp-gs	ab	r	h	2b	3b	hr	rbi	tb	slg%	bb	hbp	so	gdp	ob%	sf	sh	sb-att	po	a	e	fld%
2025	.337	43-43	166	35	56	9	2	10	48	99	.596	29	1	38	5	.428	5	0	3-3	88	55	7	.953
TOTAL	.337	43-43	166	35	56	9	2	10	48	99	.596	29	1	38	5	.428	5	0	3-3	88	55	7	.953

Year	era	w-l	app	gs	cq	sho	sv	ip	h	r	er	bb	so	2b	3b	hr	bf	bavq	wp	hbp	bk	sfa	sha
2025	7.50	0-1	4	1	0	0/0	1	6.0	3	5	5	3	3	0	0	2	24	.150	0	1	0	0	0
TOTAL	7.50	0-1	4	1	0	0/0	1	6.0	3	5	5	3	3	0	0	2	24	.150	0	1	0	0	0

Ryan Johnson

Year	avg	gp-gs	ab	r	h	2b	3b	hr	rbi	tb	slg%	bb	hbp	so	gdp	ob%	sf	sh	sb-att	po	a	e	fld%
------	-----	-------	----	---	---	----	----	----	-----	----	------	----	-----	----	-----	-----	----	----	--------	----	---	---	------

Year	era	w-l	app	gs	cq	sho	sv	ip	h	r	er	bb	so	2b	3b	hr	bf	bavq	wp	hbp	bk	sfa	sha
2025	6.75	1-0	4	0	0	0/0	0	4.0	4	3	3	0	7	1	0	1	18	.250	1	2	0	0	0
TOTAL	6.75	1-0	4	0	0	0/0	0	4.0	4	3	3	0	7	1	0	1	18	.250	1	2	0	0	0

GT BASEBALL CAREER STATS - AT GEORGIA TECH

Brady Jones

Year	avg	gp-gs	ab	r	h	2b	3b	hr	rbi	tb	slg%	bb	hbp	so	gdp	ob%	sf	sh	sb-att	po	a	e	fld%
2025	.000	0-0	0	0	0	0	0	0	0	0	.000	0	0	0	0	.000	0	0	0-0	0	7	1	.875
TOTAL	.000	0-0	0	0	0	0	0	0	0	0	.000	0	0	0	0	.000	0	0	0-0	0	7	1	.875

Year	era	w-l	app	gs	cq	sho	sv	ip	h	r	er	bb	so	2b	3b	hr	bf	bavg	wp	hbp	bk	sfa	sha
2025	4.70	4-2	11	11	0	0/0	0	46.0	44	27	24	28	51	8	0	5	214	.254	2	9	0	2	2
TOTAL	4.70	4-2	11	11	0	0/0	0	46.0	44	27	24	28	51	8	0	5	214	.254	2	9	0	2	2

Carson Kerce

Year	avg	gp-gs	ab	r	h	2b	3b	hr	rbi	tb	slg%	bb	hbp	so	gdp	ob%	sf	sh	sb-att	po	a	e	fld%
2024	.282	50-35	131	27	37	5	0	2	25	48	.366	21	4	36	4	.392	2	6	2-2	27	74	5	.953
2025	.355	44-43	141	36	50	16	0	2	32	72	.511	26	3	24	2	.449	6	2	6-8	34	91	7	.947
TOTAL	.320	94-78	272	63	87	21	0	4	57	120	.441	47	7	60	6	.422	8	8	8-10	61	165	12	.950

Vahn Lackey

Year	avg	gp-gs	ab	r	h	2b	3b	hr	rbi	tb	slg%	bb	hbp	so	gdp	ob%	sf	sh	sb-att	po	a	e	fld%
2024	.214	36-26	84	14	18	2	0	4	15	32	.381	12	3	18	4	.330	1	3	1-1	237	18	3	.988
2025	.349	44-44	166	32	58	10	0	4	32	80	.482	17	8	30	4	.423	5	2	13-15	308	41	7	.980
TOTAL	.304	80-70	250	46	76	12	0	8	47	112	.448	29	11	48	8	.392	6	5	14-16	545	59	10	.984

Jake Lankie

Year	avg	gp-gs	ab	r	h	2b	3b	hr	rbi	tb	slg%	bb	hbp	so	gdp	ob%	sf	sh	sb-att	po	a	e	fld%
2025	.000	0-0	0	0	0	0	0	0	0	0	.000	0	0	0	0	.000	0	0	0-0	0	1	2	.333
TOTAL	.000	0-0	0	0	0	0	0	0	0	0	.000	0	0	0	0	.000	0	0	0-0	0	1	2	.333

Year	era	w-l	app	gs	cq	sho	sv	ip	h	r	er	bb	so	2b	3b	hr	bf	bavg	wp	hbp	bk	sfa	sha
2025	4.82	0-1	7	0	0	0/0	0	9.1	10	5	5	4	12	2	0	1	42	.294	0	1	0	2	1
TOTAL	4.82	0-1	7	0	0	0/0	0	9.1	10	5	5	4	12	2	0	1	42	.294	0	1	0	2	1

Kyle Lodise

Year	avg	gp-gs	ab	r	h	2b	3b	hr	rbi	tb	slg%	bb	hbp	so	gdp	ob%	sf	sh	sb-att	po	a	e	fld%
2025	.365	39-39	159	53	58	18	2	14	47	122	.767	25	6	34	2	.464	2	0	8-8	42	90	4	.971
TOTAL	.365	39-39	159	53	58	18	2	14	47	122	.767	25	6	34	2	.464	2	0	8-8	42	90	4	.971

Tate McKee

Year	avg	gp-gs	ab	r	h	2b	3b	hr	rbi	tb	slg%	bb	hbp	so	gdp	ob%	sf	sh	sb-att	po	a	e	fld%
2024	.000	0-0	0	0	0	0	0	0	0	0	.000	0	0	0	0	.000	0	0	0-0	2	6	0	1.000
2025	.000	0-0	0	0	0	0	0	0	0	0	.000	0	0	0	0	.000	0	0	0-0	2	9	1	.917
TOTAL	.000	0-0	0	0	0	0	0	0	0	0	.000	0	0	0	0	.000	0	0	0-0	4	15	1	.950

Year	era	w-l	app	gs	cq	sho	sv	ip	h	r	er	bb	so	2b	3b	hr	bf	bavg	wp	hbp	bk	sfa	sha
2024	7.28	4-5	18	8	0	0/1	1	47.0	47	39	38	28	61	12	2	9	219	.257	3	4	1	2	2
2025	4.07	5-2	11	11	0	0/0	0	55.1	50	33	25	23	61	10	3	5	239	.244	1	4	1	3	3
TOTAL	5.54	9-7	29	19	0	0/1	1	102.1	97	72	63	51	122	22	5	14	458	.250	4	8	2	5	5

GT BASEBALL CAREER STATS - AT GEORGIA TECH

Adam McKelvey

Year	avg	gp-gs	ab	r	h	2b	3b	hr	rbi	tb	slg%	bb	hbp	so	gdp	ob%	sf	sh	sb-att	po	a	e	fld%
2025	9.00	0-0	2	0	0	0/0	0	1.0	1	1	1	1	1	0	0	0	4	.333	0	0	0	0	0
TOTAL	9.00	0-0	2	0	0	0/0	0	1.0	1	1	1	1	1	0	0	0	4	.333	0	0	0	0	0

Cooper McMullen

Year	avg	gp-gs	ab	r	h	2b	3b	hr	rbi	tb	slg%	bb	hbp	so	gdp	ob%	sf	sh	sb-att	po	a	e	fld%
2025	.000	4-0	0	1	0	0	0	0	0	0	.000	0	0	0	0	.000	0	0	0-0	0	1	0	1.000
TOTAL	.000	4-0	0	1	0	0	0	0	0	0	.000	0	0	0	0	.000	0	0	0-0	0	1	0	1.000

Year	era	w-l	app	gs	cq	sho	sv	ip	h	r	er	bb	so	2b	3b	hr	bf	bavq	wp	hbp	bk	sfa	sha
2025	3.68	1-0	7	0	0	0/0	1	7.1	4	3	3	6	5	1	0	1	31	.174	0	1	0	0	1
TOTAL	3.68	1-0	7	0	0	0/0	1	7.1	4	3	3	6	5	1	0	1	31	.174	0	1	0	0	1

Thorpe Musci

Year	avg	gp-gs	ab	r	h	2b	3b	hr	rbi	tb	slg%	bb	hbp	so	gdp	ob%	sf	sh	sb-att	po	a	e	fld%
2025	27.00	0-0	1	0	0	0/0	0	0.2	1	2	2	1	1	0	0	1	4	.333	1	0	0	0	0
TOTAL	27.00	0-0	1	0	0	0/0	0	0.2	1	2	2	1	1	0	0	1	4	.333	1	0	0	0	0

Tyler Neises

Year	avg	gp-gs	ab	r	h	2b	3b	hr	rbi	tb	slg%	bb	hbp	so	gdp	ob%	sf	sh	sb-att	po	a	e	fld%
2024	.143	10-0	7	0	1	0	0	0	1	1	.143	1	0	4	0	.250	0	0	0-0	3	1	0	1.000
2025	.261	34-21	88	16	23	5	1	1	15	33	.375	16	2	20	3	.383	1	0	4-4	13	1	2	.875
TOTAL	.253	44-21	95	16	24	5	1	1	16	34	.358	17	2	24	3	.374	1	0	4-4	16	2	2	.900

Jaylen Paden

Year	avg	gp-gs	ab	r	h	2b	3b	hr	rbi	tb	slg%	bb	hbp	so	gdp	ob%	sf	sh	sb-att	po	a	e	fld%
2025	.000	0-0	0	0	0	0	0	0	0	0	.000	0	0	0	0	.000	0	0	0-0	2	4	0	1.000
TOTAL	.000	0-0	0	0	0	0	0	0	0	0	.000	0	0	0	0	.000	0	0	0-0	2	4	0	1.000

Year	era	w-l	app	gs	cq	sho	sv	ip	h	r	er	bb	so	2b	3b	hr	bf	bavq	wp	hbp	bk	sfa	sha
2025	2.67	4-1	10	2	0	0/0	1	27.0	21	9	8	16	34	2	0	1	118	.221	4	3	0	2	1
TOTAL	2.67	4-1	10	2	0	0/0	1	27.0	21	9	8	16	34	2	0	1	118	.221	4	3	0	2	1

Mason Patel

Year	avg	gp-gs	ab	r	h	2b	3b	hr	rbi	tb	slg%	bb	hbp	so	gdp	ob%	sf	sh	sb-att	po	a	e	fld%
2024	.000	0-0	0	0	0	0	0	0	0	0	.000	0	0	0	0	.000	0	0	0-0	3	4	0	1.000
2025	.000	0-0	0	0	0	0	0	0	0	0	.000	0	0	0	0	.000	0	0	0-0	2	6	0	1.000
TOTAL	.000	0-0	0	0	0	0	0	0	0	0	.000	0	0	0	0	.000	0	0	0-0	5	10	0	1.000

Year	era	w-l	app	gs	cq	sho	sv	ip	h	r	er	bb	so	2b	3b	hr	bf	bavq	wp	hbp	bk	sfa	sha
2024	8.25	2-3	14	5	0	0/0	0	36.0	54	33	33	16	32	9	0	6	175	.362	2	4	0	5	1
2025	2.74	9-1	15	0	0	0/0	3	49.1	35	17	15	8	45	7	1	5	190	.201	1	4	0	2	2
TOTAL	5.06	11-4	29	5	0	0/0	3	85.1	89	50	48	24	77	16	1	11	365	.276	3	8	0	7	3

GT BASEBALL CAREER STATS - AT GEORGIA TECH

Cole Royer

Year	avg	gp-gs	ab	r	h	2b	3b	hr	rbi	tb	slg%	bb	hbp	so	gdp	ob%	sf	sh	sb-att	po	a	e	fld%
2025	.000	0-0	0	0	0	0	0	0	0	0	.000	0	0	0	0	.000	0	0	0-0	1	0	0	1.000
TOTAL	.000	0-0	0	0	0	0	0	0	0	0	.000	0	0	0	0	.000	0	0	0-0	1	0	0	1.000

Year	era	w-l	app	gs	cq	sho	sv	ip	h	r	er	bb	so	2b	3b	hr	bf	bavg	wp	hbp	bk	sfa	sha
2025	6.75	1-0	8	0	0	0/0	0	6.2	11	5	5	5	9	2	0	0	37	.393	4	3	0	1	0
TOTAL	6.75	1-0	8	0	0	0/0	0	6.2	11	5	5	5	9	2	0	0	37	.393	4	3	0	1	0

Kent Schmidt

Year	avg	gp-gs	ab	r	h	2b	3b	hr	rbi	tb	slg%	bb	hbp	so	gdp	ob%	sf	sh	sb-att	po	a	e	fld%
2025	.402	24-23	92	27	37	12	0	3	30	58	.630	12	3	14	0	.468	4	0	4-4	147	3	0	1.000
TOTAL	.402	24-23	92	27	37	12	0	3	30	58	.630	12	3	14	0	.468	4	0	4-4	149	6	1	.994

Connor Shouse

Year	avg	gp-gs	ab	r	h	2b	3b	hr	rbi	tb	slg%	bb	hbp	so	gdp	ob%	sf	sh	sb-att	po	a	e	fld%
2025	.261	17-6	23	12	6	2	0	2	8	14	.609	5	4	4	0	.469	0	0	1-1	12	0	0	1.000
TOTAL	.261	17-6	23	12	6	2	0	2	8	14	.609	5	4	4	0	.469	0	0	1-1	12	0	0	1.000

Year	era	w-l	app	gs	cq	sho	sv	ip	h	r	er	bb	so	2b	3b	hr	bf	bavg	wp	hbp	bk	sfa	sha
2025	0.00	0-0	1	0	0	0/0	0	2.0	0	0	0	1	2	0	0	0	6	.000	0	0	0	0	0
TOTAL	0.00	0-0	1	0	0	0/0	0	2.0	0	0	0	1	2	0	0	0	6	.000	0	0	0	0	0

Caden Spivey

Year	avg	gp-gs	ab	r	h	2b	3b	hr	rbi	tb	slg%	bb	hbp	so	gdp	ob%	sf	sh	sb-att	po	a	e	fld%
2025	.000	0-0	0	0	0	0	0	0	0	0	.000	0	0	0	0	.000	0	0	0-0	0	2	0	1.000
TOTAL	.000	0-0	0	0	0	0	0	0	0	0	.000	0	0	0	0	.000	0	0	0-0	0	2	0	1.000

Year	era	w-l	app	gs	cq	sho	sv	ip	h	r	er	bb	so	2b	3b	hr	bf	bavg	wp	hbp	bk	sfa	sha
2025	4.40	2-1	11	5	0	0/0	0	28.2	28	15	14	20	27	3	1	2	133	.257	2	1	0	1	2
TOTAL	4.40	2-1	11	5	0	0/0	0	28.2	28	15	14	20	27	3	1	2	133	.257	2	1	0	1	2

Riley Stanford

















Year	avg	gp-gs	ab	r	h	2b	3b	hr	rbi	tb	slg%	bb	hbp	so	gdp	ob%	sf	sh	sb-att	po	a	e	fld%
2023	.200	2-0	5	1	1	0	0	0	0	1	.200	0	0	4	0	.200	0	0	0-0	0	0	0	.000
2024	.000	2-0	2	0	0	0	0	0	0	0	.000	0	0	1	0	.000	0	0	0-0	0	1	0	1.000
2025	.000	0-0	0	0	0	0	0	0	0	0	.000	0	0	0	0	.000	0	0	0-0	1	7	1	.889
TOTAL	.143	4-0	7	1	1	0	0	0	0	1	.143	0	0	5	0	.143	0	0	0-0	1	8	1	.900

Year	era	w-l	app	gs	cq	sho	sv	ip	h	r	er	bb	so	2b	3b	hr	bf	bavg	wp	hbp	bk	sfa	sha
2024	5.94	2-1	19	0	0	0/1	1	16.2	22	15	11	12	18	3	0	3	88	.319	1	5	0	0	2
2025	5.47	0-0	9	7	0	0/0	0	24.2	28	20	15	17	29	5	0	5	125	.295	0	10	0	0	3
TOTAL	5.66	2-1	28	7	0	0/1	1	41.1	50	35	26	29	47	8	0	8	213	.305	1	15	0	0	5

Sam Swygert

Year	avg	gp-gs	ab	r	h	2b	3b	hr	rbi	tb	slg%	bb	hbp	so	gdp	ob%	sf	sh	sb-att	po	a	e	fld%
2025	.000	0-0	0	0	0	0	0	0	0	0	.000	0	0	0	0	.000	0	0	0-0	0	2	1	.667
TOTAL	.000	0-0	0	0	0	0	0	0	0	0	.000	0	0	0	0	.000	0	0	0-0	0	2	1	.667

TV/RADIO ROSTER

**PARKER BROSIOUS**OF • R/L • 6-2 • 193 • Jr.
Suwanee, Ga. (Lambert HS)**KYLE LODISE**INF • R/R • 5-11 • 180 • Jr.
Brunswick, Ga. (Augusta)**CARSON KERCE**INF • R/R • 6-1 • 200 • Soph.
Marietta, Ga. (Pope HS)**ALEX HERNANDEZ**RHP/INF • R/R • 6-2 • 188 • Fr.
Cumming, Ga. (Forsyth Central)**COOPER MCMULLEN**RHP • R/R • 6-3 • 186 • Fr.
Bonaire, Ga. (Tattnall Square Academy)**CALEB DANIEL**UTL • L/R • 5-11 • 183 • Fr.
Cartersville, Ga. (Cartersville HS)**WILL BAKER**INF • L/R • 6-0 • 188 • Fr.
Upper Coomera, Queensland, Australia**DREW BURRESS**OF • R/R • 5-9 • 182 • Soph.
Houston County, Ga. (Houston Co. HS)**CONNOR SHOUSE**RHP/INF • R/R • 6-1 • 175 • Fr.
Jasper, Ga. (Pickens Co. HS)**KENT SCHMIDT**INF • L/R • 6-0 • 221 • Soph.
Marietta, Ga. (Georgia Southern)**SAM SWYGERT**RHP • R/R • 6-1 • 215 • 5th
Springfield, SC (The Citadel)**CAYDEN SHEFFIELD**OF • R/R • 6-1 • 184 • Fr.
Dallas, Ga. (North Paulding HS)**RILEY STANFORD**RHP • R/R • 6-4 • 236 • R-So.
Gainesville, Ga. (Buford HS)**ETHAN MURRAY**INF • R/R • 6-2 • 195 • Fr.
Buford, Ga. (Buford HS)**COLE ROYER**RHP • R/R • 6-5 • 185 • Fr.
Waynesville, Ga. (Pierce Co. HS)**NATHANAEL COUPET**C/OF • R/R • 5-11 • 205 • Soph.
Boynton Beach, Fl. (North Broward Prep)**CADEN SPIVEY**RHP • R/R • 6-2 • 195 • Jr.
Vidalia, Ga. (Notre Dame)**JOHN GIESLER**INF • R/R • 6-3 • 224 • 6th
Marietta, Ga. (Walton HS)**TATE MCKEE**RHP • R/R • 6-3 • 203 • Soph.
Kennesaw, Ga. (Mount Paran Christian)**JOSHUA EVANS**LHP • S/L • 6-3 • 187 • Fr.
Lawrenceville, Ga. (Peachtree Ridge HS)**VAHN LACKEY**C/INF • R/R • 6-1 • 213 • Soph.
Suwanee, Ga. (Collins Hill HS)**RYAN JOHNSON**RHP • R/R • 6-4 • 168 • Fr.
Dallas, Ga. (Cartersville HS)**BRETT DENBY**INF • R/R • 5-11 • 180 • Jr.
New Albany, Ind. (Jefferson HS)**JACKSON SOBEL**LHP • L/L • 6-2 • 186 • Soph.
Charleston, SC
(Oceanside Collegiate Academy)**MASON PATEL**RHP • R/R • 6-1 • 210 • 5th
Knoxville, Tenn. (Georgia State)**PORTER BURSEMA**RHP • R/R • 6-1 • 198 • Soph.
Woodstock, Ga. (Georgia Southern)**JACKSON BLAKELY**RHP • R/R • 6-0 • 211 • Fr.
Thomasston Ga. (Upson-Lee HS)**BRETT BARFIELD**LHP • L/L • 6-1 • 198 • Jr.
Cumming, Ga. (Florida State)**DREW ROGERS**C • R/R • 6-1 • 220 • Fr.
Tempe, Ariz. (Hamilton HS)**JAKE LANKIE**RHP • R/R • 6-2 • 200 • Soph.
Alpharetta, Ga. (Georgia)**THORPE MUSCI**RHP • R/R • 6-0 • 201 • Fr.
Lilburn, Ga. (Parkview HS)**CADEN GAUDETTE**RHP • R/R • 6-0 • 207 • R-So.
Alpharetta, Ga. (Milton HS)**CARSON BALLARD**RHP • R/R • 6-4 • 197 • Jr.
Alpharetta, Ga. (Wesleyan HS)**TYLER NEISES**UTL • L/R • 6-3 • 220 • Soph.
Dalton, Ga. (Dalton HS)**NATHAN WAUGH**C • R/R • 6-5 • 230 • 5th
Placentia, Calif. (Cornell)**JAYLEN PADEN**RHP • R/R • 5-10 • 195 • 5th
Atlanta, Ga. (Georgia Southern)**CONNOR CHICOLI**RHP • R/R • 6-3 • 185 • Fr.
Raleigh, NC (Pro5 Baseball Academy)**KAYDEN CAMPBELL**LHP • R/L • 6-2 • 205 • Jr.
Cincinnati, Ohio (Louisville)**ADAM MCKELVEY**LHP • L/L • 6-3 • 229 • Fr.
Roswell, Ga. (Roswell HS)**BRADY JONES**RHP • R/R • 6-0 • 204 • Jr.
Decatur, Ga. (Georgia State)