

# GEORGIA TECH

130<sup>TH</sup> SEASON • 35 NCAA REGIONAL APPEARANCES • 3 COLLEGE WORLD SERIES APPEARANCES • 10 ACC CHAMPIONSHIPS

2025 Official Game Notes | RamblinWreck.com | Contact: Anthony Brandt • abrandt@athletics.gatech.edu • (817) 757-6979

## GEORGIA TECH BY THE NUMBERS

Overall Record.....	39-16
ACC Record.....	19-11
at Mac Nease Baseball Park.....	26-9
Road Games.....	13-6
Neutral Site Games.....	0-1
Streak.....	W1
Last 10.....	8-2

## 2025 SCHEDULE / RESULTS

Date	Opponent	Time/Result
2/14	OLD DOMINION	W, 3-2
2/15	OLD DOMINION	W, 7-3
2/16	OLD DOMINION	W, 7-4
2/18	GEORGIA SOUTHERN	W, 5-3
2/21	MARSHALL	W, 12-1 (7)
2/22	MARSHALL	L, 2-4
2/23	MARSHALL	W, 11-6
2/24	MARSHALL	L, 8-12
2/26	WEST GEORGIA	W, 16-7
2/28	WESTERN MICHIGAN	W, 16-4
3/1	WESTERN MICHIGAN	W, 14-1 (7)
3/2	WESTERN MICHIGAN	W, 13-3 (7)
3/4	KENNESAW STATE	W, 11-4
3/7	VIRGINIA TECH	W, 4-3
3/8	VIRGINIA TECH	L, 5-8
3/9	VIRGINIA TECH	W, 8-6
3/11	GEORGIA STATE	W, 4-2
3/14	PITTSBURGH	W, 10-1
3/15	PITTSBURGH	W, 11-1 (7)
3/16	PITTSBURGH	L, 10-12
3/18	GARDNER-WEBB	W, 14-6
3/21	NOTRE DAME	W, 18-7 (8)
3/22	NOTRE DAME	W, 9-5
3/23	NOTRE DAME	W, 10-2
3/25	KENNESAW STATE	W, 15-4 (7)
3/28	#3/6 CLEMSON	L, 7-9
3/29	#3/6 CLEMSON	W, 18-2 (7)
3/29	#3/6 CLEMSON	L, 3-4
4/1	MERCER	W, 21-5 (7)
4/4	STANFORD	W, 8-6
4/5	STANFORD	W, 10-3
4/6	STANFORD	W, 18-2 (7)
4/8	#9/11 AUBURN	L, 8-9
4/11	CALIFORNIA	W, 8-5
4/12	CALIFORNIA	W, 15-5 (8)
4/13	CALIFORNIA	W, 4-3
4/15	GEORGIA*	L, 2-5
4/18	MIAMI	L, 2-4
4/19	MIAMI	L, 2-7
4/20	MIAMI	L, 2-10
4/22	AUBURN	W, 10-1
4/25	VIRGINIA	L, 9-12
4/26	VIRGINIA	L, 5-6
4/27	VIRGINIA	W, 7-6 (10)
5/2	WESTERN CAROLINA	W, 13-5
5/3	WESTERN CAROLINA	W, 4-2
5/4	WESTERN CAROLINA	W, 13-0 (7)
5/6	GEORGIA SOUTHERN	W, 8-5
5/7	MERCER	W, 4-3
5/9	#19 LOUISVILLE	L, 2-16 (7)
5/11	#19 LOUISVILLE	W, 6-0
5/11	#19 LOUISVILLE	W, 2-1
5/15	DUKE	W, 7-6
5/16	DUKE	L, 4-14 (7)
5/17	DUKE	W, 8-2

5/20 ACC TOURNAMENT DURHAM N.C.

\* Game held at Truist Park  
Home games in Gold

## ACC CHAMPIONSHIP WEEK



### #1 SEED GEORGIA TECH YELLOW JACKETS


Overall Record.....	39-16, 19-1 ACC
Ranking.....	#16 (D1/USA), #18 (PG), #19 (BA), #25 (NCBWA)
Head Coach .....	Danny Hall
Career Record .....	1,448-789-1 (38th season)
Record at GT .....	1,240-672-1 (32nd season)
Record Last Week.....	2-1 at #20 Duke

### MATCHUPS AT A GLANCE

GT	OFFENSE	D1 Rank (ACC)
.317.....	AVG.....	13th (1st)
.534.....	Slugging.....	14th (1st)
.418.....	On-Base Pct.....	28th (3rd)
141.....	Doubles.....	3rd (1st)
12.....	Triples.....	94th (4th)
78.....	Home Runs.....	43rd (4th)
289.....	Walks.....	40th (4th)
78/89.....	SB/SBA.....	95th (3rd)

### PROBABLE STARTING PITCHERS

#### Thursday



#22 | Soph. | 6-3  
66.2 IP | 5.40 ERA  
67 Ks | 1.53 WHIP

#### Saturday or Sunday



#22 | Jr. | 7-2  
64.0 IP | 3.80 ERA  
68 Ks | 1.38 WHIP

#### Saturday or Sunday



#22 | Sr. | 5-1  
42.0 IP | 1.71 ERA  
48 Ks | 1.17 WHIP

### TOP STORYLINES

- The Yellow Jackets won their 10th ACC regular season championship with an ACC leading 19 wins in conference play.
- This was the 10th regular season title in program history: 1987, '93, '97, 2000, '04, '05, '11 and now 2025 (Division titles in 2019 & 2021).
- The Jackets are tied with North Carolina for the 2nd most regular season titles since Danny Hall took over in 1994, with eight.
- Georgia Tech (39-16, 19-1 ACC) owns its best record in 15 years (tied with 2019 for the best since 2010), coming off its second straight series win over a Top 20 opponent (at No. 20 Duke and vs. No. 20 Louisville the week prior)
- The Jackets finish the regular season with a 26-9 record at home (.743 win %) – the best since 2010 (31-6) – and a 13-6 record on the road (.684 win %) – the best since 2004 (14-3).
- Tech owns one of the most potent offenses in the Power 4, leading the nation's top four conferences in doubles (141) & among the Top 5 in batting avg (3rd – .317), hits (4th – 582), OBP (4th – .418), slug % (5th – .534) & runs/game (5th – 8.4).
- Tech is averaging 2.56 doubles per game this season, the most in the Power 4 – the program record is 2.51, set in the 1987 season.
- The Jacket arms have only allowed 8.53 hits/9 this year – the fewest since 1994 – Danny Hall's first season on The Flats.
- The Georgia Tech bullpen boasts a season ERA of 4.31, the lowest in nine seasons (since 2016 – not counting 2020 season).
- Tech is Top 20 across Division I in the following statistical categories: SAC flies (1st – 39), Doubles (3rd – 141), batting average (13th – .317), slugging % (14th – .534) and hits (17th – 582)
- GT leads the ACC in doubles (141), doubles per game (2.56), average (.317), hits (582), SAC flies (39) and slugging % (.534)
- GT was well represented in the postseason awards: Alex Hernandez won Freshman of the Year & Coach Hall won Coach of the Year.
- The Jackets also had 7 players on the all-conference teams: 1st Team – Drew Burress & Alex Hernandez / 2nd Team – Vahn Lackey, Kyle Lodise, Mason Patel / 3rd Team – Brady Jones / All-Freshman – Alex Hernandez & Caleb Daniel.
- Hernandez becomes the 7th Yellow Jacket to win Freshman of the Year, joining GT legends Drew Burress (2024), Matt Wieters (2005), Micah Owings (2003), Mark Teixeira (1999), Nomar Garciaparra (1992), and Jason Varitek (1991).
- Tech is the only program in the ACC to have back-to-back ACC

### GT HISTORY AT ACC CHAMPIONSHIP

Tournament Appearances.....	44
ACC Tournament Record .....	83-69 (.546)
ACC Tournament Championships .....	9 (last: 2014)
Record under Danny Hall .....	52-50 (.510)
Record at DBAP .....	19-23 (.452)
Record Last Year ..	0-2 (9-12 vs FSU / 0-13 vs. UVA)

- freshmen of the year, doing so twice: Varitek & Garciaparra in '91 & '92 and Burress & Hernandez in '24 & '25.
- Georgia Tech is now tied with UNC for the most freshman of the year awards in ACC history since the conference first began awarding them back in 1991. GT and UNC are the only programs with more than five.
- This is Coach Hall's 5th ACC Coach of the year award, joining UVA's Brian O'Connor and the legendary Mike Martin (FSU) as the only 3 coaches in conference history with at least 5 coach of the year honors. Martin holds the record, with 7, while Hall is tied with O'Connor at 5.
- Coach Hall won his first Coach of the Year award back in 1997 and has won in '97, 2000, '05 and '19.
- Tech is the only ACC team & one of 4 P4 teams (13 in DI) to have 3 players with 55+ RBI: Hernandez (60), Burress (57) & Lodise (56)
- Hernandez leads Power 4 Fr. with 60 RBI (5th among D1 Freshmen)
- Burress leads all of Power 4 with 23 doubles this year, tying the Georgia Tech record in the BBOR era (since 2011).
- GT is the only ACC team & one of two P4 programs (Arizona St.) with 3 players with 18+ doubles: Burress (23), Lodise (20) & Kerce (18).
- Burress leads the ACC with 40 extra base hits. Kyle Lodise is second with 37, one more than his cousin, Alex (FSU – 36).
- GT is the only team in the ACC with 5 players at 22 or more XBHs: Burress (40), Lodise (37), Hernandez (26), Daniel (23) & Kerce (22)
- Burress became the 17th Yellow Jacket in the 40-home run club this season. He is at 41 career home runs, one shy of Tech's Top 10 and 16 away from the program record (Jason Varitek – 57).
- Burress is the only underclassmen in Division I with 40 career HRs
- Mason Patel leads the Power 4 with 11 wins (tied with UNC's Knapp), he is the 1st double-digit winner at GT since 2011.
- He is now tied for the 13th most wins in a single season in GT history, the most since Kyle Bakker posted 13 wins in 2002.
- Patel is one on only 4 pitchers across DI with double-digit wins and the only pitcher in DI with at least eight wins and five saves.
- Brady Jones pitched a complete game on-hitter against Louisville – the first one-hit shutout by a Tech pitcher since 2011 and the first to do so against a ranked opponent since at least the turn of the century.
- Over his last 3 games, Jaylen Paden has pitched 15.0 consecutive scoreless innings with only four hits allowed and 14 strikeouts.
- It is the 2nd longest streak from a Tech pitcher this year after Patel tossed 22.2 scoreless to begin his season (Feb. 18-March 15).

**2025 QUICK FACTS****GENERAL INFORMATION**

**School**.....Georgia Institute of Technology (Georgia Tech)  
**Location**.....Atlanta, Ga.  
**Enrollment**.....45,295  
**Founded**.....1885  
**Nickname**.....Yellow Jackets, Ramblin' Wreck  
**Mascot**....."Buzz" the Yellow Jacket  
**Official Colors**.....Tech Gold and White  
**Conference**.....Atlantic Coast Conference (ACC)  
**President**.....Dr. Angel Cabrera  
**Faculty Athletic Representative**.....Dr. Jenna Jordan  
**Director of Athletics**.....J Batt  
**Website**.....www.RamblinWreck.com

**BASEBALL STAFF**

**Head Coach**.....Danny Hall (32nd season)  
 Alma Mater, Year .....Miami-Ohio, 1977  
**Associate Head Coach / Recruiting** - James Ramsey (7th year)  
 Alma Mater, Year .....Florida State, 2012  
**Assistant Coach/Pitching** .....Matt Taylor (2nd year)  
 Alma Mater, Year .....Columbus State, 2017  
**Assistant Coach/Catchers**.....Josh Schulman (1st year)  
 Alma Mater, Year .....Rochester, 2015 & Texas A&M, 2017  
**Director of Baseball Operations**.....Scott Stricklin  
**Strength and Conditioning**.....Steve Tamborra  
**Athletic Trainer**.....Paul Wolkoff  
**Equipment Manager**.....Bill Shackelford

**HISTORICAL INFORMATION**

**Record Since 1895**.....2,678-1,719-27 (.608)  
**Record at Mac Nease Baseball Park (since 1985)**.....1,056-349-1 (.752)  
**ACC Regular Season Record (since 1980)**.....624-462-2 (.575)  
**ACC Regular Season Championships (Divisional)**.....10  
 1987, 1993, 1997, 2000, 2004, 2005, (2011, 2019, 2021), 2025  
**ACC Tournament Appearances**.....44  
**ACC Tournament Record**.....83-69 (.546)  
**ACC Tournament Championships**.....9  
 1985, 1986, 1987, 1988, 2000, 2003, 2005, 2012, 2014  
**NCAA Tournament Appearances**.....35  
 1959, 1971, 1985, 1986, 1987, 1988, 1989, 1990, 1991,  
 1992, 1993, 1994, 1995, 1996, 1997, 1998, 2000, 2001,  
 2002, 2003, 2004, 2005, 2006, 2008, 2009, 2010, 2011,  
 2012, 2013, 2014, 2016, 2019, 2021, 2022, 2024  
**NCAA Tournament Record**.....79-71 (.527)  
**NCAA Super Regional Appearances**.....5  
 2000, 2002, 2004, 2005, 2006  
**College World Series Appearances**.....3  
 1994 (2nd), 2002 (T-5th), 2006 (T-7th)  
**College World Series Record**.....4-5 (.444)

**STADIUM INFORMATION**

**Name**.....Mac Nease Baseball Park at Russ Chandler Stadium  
**Year Opened**.....1985  
**Last Renovated**.....2020-21  
**Capacity**.....3,194  
**Dimensions**.....329-382-390-350-334  
**Fence Height**.....10 feet  
**Address**.....Fowler Street & Fifth Street, Atlanta, Ga. 30332

**2025 TEAM INFORMATION**

**Lettermen Returning**.....15  
**Starting Position Player**.....4  
**Starting Pitchers**.....2  
**Newcomers**.....29

**2024 YEAR IN REVIEW**

**Overall Record**.....33-25  
**ACC Record**.....15-15  
**ACC Finish**.....Fourth - Coastal  
**ACC Tournament**.....0-2  
**Final Ranking**.....N/A

NO.	NAME	POS.	YR	B/T	HT	WT	HOMETOWN/LAST SCHOOL
1	Parker Brosius	OF	JR	R/L	6'1"	193	Suwanee, GA. (Lambert HS)
2	Kyle Lodise	INF	JR	R/R	5'11"	180	Brunswick, GA. (Augusta)
3	Carson Kerce	INF	Soph.	R/R	5'11"	200	Marietta, GA. (Pope HS)
4	Alex Hernandez	RHP/INF	FR	R/R	6'2"	188	Cumming, GA. (Forsyth Central HS)
5	Cooper McMullen	RHP/OF	FR	R/R	6'3"	186	Bonaire, GA. (Tattnall Square Academy)
6	Caleb Daniel	C/UTL	FR	L/R	5'11"	183	Cartersville, GA. (Cartersville HS)
7	William Baker	INF/UTL	FR	L/R	6'0"	188	Upper Coomera, Queensland Australia
8	Drew Burress	OF	Soph.	R/R	5'9"	182	Houston County, GA. (Houston County HS)
9	Connor Shouse	RHP/INF	FR	R/R	6'1"	175	Jasper, GA. (Pickens County HS)
10	Kent Schmidt	INF	Soph.	L/R	6'0"	221	Marietta, GA. (Georgia Southern)
12	Sam Swygert	RHP	5th	R/R	6'1"	215	Springfield, SC (The Citadel)
14	Cayden Sheffield	C/OF	FR	R/R	6'1"	184	Dallas, GA. (North Paulding HS)
15	Riley Stanford	RHP/OF	JR	R/R	6'4"	236	Gainesville, GA. (Buford HS)
16	Ethan Murray	INF	FR	R/R	6'2"	195	Buford, GA. (Buford HS)
18	Cole Royer	RHP	FR	R/R	6'5"	185	Waynesville, GA. (Pierce County HS)
19	Nathanael Coupet	C/OF	Soph.	R/R	5'11"	205	Boynton Beach, FL (North Broward Prep)
20	Caden Spivey	RHP	JR	R/R	6'2"	195	Vidalia, GA. (Notre Dame)
21	John Giesler	INF	6th	R/R	6'3"	224	Marietta, GA. (Walton HS)
22	Tate McKee	RHP	Soph.	R/R	6'3"	203	Kennesaw, GA. (Mount Paran Christian)
24	Joshua Evans	LHP/OF	FR	S/L	6'3"	187	Lawrenceville, GA. (Peachtree Ridge HS)
25	Vahn Lackey	C/INF	Soph.	R/R	6'1"	213	Suwanee, GA. (Collins Hill HS)
26	Ryan Johnson	RHP	FR	R/R	6'4"	168	Dallas, GA. (Cartersville HS)
27	Brett Denby	INF	Soph.	R/R	5'11"	170	New Albany, IN (Jefferson HS)
28	Jackson Sobel	LHP	Soph.	L/L	6'2"	186	Charleston, SC (Oceanside Collegiate Academy)
29	Mason Patel	RHP	5th	R/R	6'1"	210	Knoxville, TN Georgia State)
30	Porter Buursema	RHP	Soph.	R/R	6'1"	195	Woodstock, GA. (Georgia Southern)
31	Jackson Blakely	RHP	FR	R/R	6'0"	211	Thomaston GA. (Upson-Lee HS)
32	Brett Barfield	LHP	JR	L/L	6'1"	198	Cumming, GA. (Florida State)
34	Drew Rogers	C/INF	FR	R/R	6'1"	220	Tempe, AZ (Hamilton HS)
35	Jake Lankie	RHP	Soph.	R/R	6'2"	200	Alpharetta, GA. (Georgia)
36	Thorpe Musci	RHP	FR	R/R	6'0"	201	Lilburn, GA. (Parkview HS)
37	Caden Gaudette	RHP R-Soph.	R/R	R/R	6'0"	207	Alpharetta, GA. (Milton HS)
38	Carson Ballard	RHP	JR	R/R	6'4"	197	Alpharetta, GA. (Wesleyan HS)
39	Tyler Neises	INF/OF	Soph.	L/R	6'3"	220	Dalton, GA. (Dalton HS)
40	Nathan Waugh	C	5th	R/R	6'5"	230	Placentia, Calif. (Cornell)
42	Jaylen Paden	RHP	5th	R/R	5'10"	195	Atlanta, GA. (Georgia Southern)
45	Connor Chicoli	RHP	FR	R/R	6'3"	185	Raleigh, NC (Pro5 Baseball Academy)
49	Kayden Campbell	LHP	JR	R/L	6'2"	205	Cincinnati, OH (Louisville)
55	Adam McKelvey	LHP	FR	L/L	6'3"	229	Roswell, GA. (Roswell HS)
99	Brady Jones	RHP	JR	R/R	6'0"	204	Decatur, GA. (Georgia State)

**Coaching Staff**

**Head Coach** — Danny Hall (32nd season)  
**Associate Head Coach/Recruiting Coordinator** — James Ramsey (7th season)  
**Assistant Coach** — Josh Schulman (1st season)  
**Assistant Coach /Pitching** — Matt Taylor (2nd Season)  
**Director of Pitching** - Jason Richman (2nd Season)  
**Director of Operations** - Scott Stricklin (1st season)  
**Player Development Coach** - Steve Tamborra (25th season)  
**Athletic Trainer** - Paul Wolkoff (16th season)

**PRO-NUN-SEE-AY-SHUN GUIDE**

Parker Brosius..... BRO-zhus  
 Kyle Lodise.....LOW-deese  
 Carson Kerce..... like "Curse"  
 Nathanael Coupet..... coo-PAY  
 John Giesler ..... GEESE-ler  
 Vahn Lackey..... Vaughn  
 Thorpe Musci..... like "Musky"  
 Tyler Neises .....NICE-sis  
 Nathan Waugh ..... WAH  
 Jaylen Paden .....PAY-din  
 Connor Chicoli ..... chick-COLE-ee  
 Adam McKelvey .....mick-KEL-vee  
 Josh Schulman ..... SHOOL-man

**RECRUITING SUCCESS**

• Tech has now signed top-5 classes in four of the last six years, top-10 classes in five of the last six years, and six-straight top-20 Perfect Game recruiting classes, leading the Atlantic Coast Conference in all categories.

• The 2024 freshman class was rated No. 2 in the nation and features three players ranked in PG's National top-100: Drew Rogers (No. 23 prospect / No. 3 Catcher), Connor Shouse (No. 83 prospect / No. 22 SS) and Alex Hernandez (No. 96 prospect / No. 8 3B).

• This class also contains one draft pick from the 2024 MLB draft who chose to come to GT instead (Cole Royer – drafted in the 20th round (601st overall) by the Yankees).

**JACKETS FROM 2024 NO. 2 RECRUITING CLASS**

Name	Hometown	Position	PG National Ranking
Will Baker	Upper Coomera, Queensland, Australia	INF	---
Jackson Blakely	Thomaston, Ga.	RHP	---
Connor Chicoli	Raleigh N.C.	RHP	342
Caleb Daniel	Cartersville, Ga.	UTL	187
Joshua Evans	Lawrenceville, Ga.	LHP	256
Alex Hernandez	Cumming, Ga.	RHP/INF	96
Ryan Johnson	Dallas, Ga.	RHP	462
Adam McKelvey	Roswell, Ga.	LHP	---
Cooper McMullen	Bonaire, Ga.	RHP/OF	364
Ethan Murray	Buford, Ga.	INF	282
Thorpe Musci	Lilburn, Ga.	RHP	223
Drew Rogers	Tempe, Ariz.	C	23
Cole Royer	Waynesville, Ga.	RHP	302
Cayden Sheffield	Dallas, Ga.	OF	262
Connor Shouse	Jasper, Ga.	RHP/INF	83

**JACKETS FROM 2023 NO. 5 RECRUITING CLASS**

Name	Hometown	Position
Drew Burress	Houston County, Ga.	OF
Nathanael Coupet	Boynton Beach, Fla.	C
Brett Denby	New Albany, Ind.	INF
Carson Kerce	Marietta, Ga.	INF
Vahn Lackey	Suwanee, Ga.	C
Tate McKee	Kennesaw, Ga.	RHP
Tyler Neises	Dalton, Ga.	INF
Jackson Sobel	Charleston, S.C.	LHP

**JACKETS FROM 2022 NO. 3 RECRUITING CLASS**

Name	Hometown	Position
Parker Brosius	Suwanee, Ga.	OF
Riley Stanford	Gainesville, Ga.	OF/RHP
Caden Gaudette	Alpharetta, Ga.	RHP
Carson Ballard	Alpharetta, Ga.	RHP

**JACKETS FROM 2020 NO. 4 RECRUITING CLASS**

Name	Hometown	Position
John Giesler	Marietta, Ga.	INF

**CARDIAC JACKETS**

• Georgia Tech baseball has been in for exciting baseball since 2019, posting a 38-23 record in one-run games.

• Since 2002, Tech has posted a nearly 60-percent win percentage in one-run games (.586).

• GT is 3-0 in 1 score games during the month of May

**GT BASEBALL RECORD IN 1-RUN GAMES - SINCE 2002**

Year	Record	Pct.
2025	7-4	.636
2024	4-3	.571
2023	4-6	.400
2022	6-3	.667
2021	8-4	.667
2020	2-2	.500
2019	10-5	.667
2018	4-5	.444
2017	3-9	.250
2016	8-5	.615
2015	9-3	.750
2014	8-10	.444
2013	8-6	.571
2012	9-7	.563
2011	5-5	.500
2010	5-2	.714
2009	7-3	.700
2008	9-4	.692
2007	5-5	.500
2006	9-6	.600
2005	9-9	.500
2004	10-5	.667
2003	7-4	.636
2002	10-3	.769
<b>TOTAL</b>	<b>164-116</b>	<b>.586</b>

• The Cardiac Jackets wasted no time returning for 2025, winning opening day by one run, 3-2, after scoring the go-ahead run in the bottom of the eighth after an infield grounder from **Nathan Waugh** gave just enough time for **Drew Burress** to come sliding home from third, despite a 5-man infield from ODU.

• In the 2nd game, Tech fell behind, 3-0 before recording an out, only for the bullpen to come in and pitch 9.0 innings of scoreless ball, striking out a season high 16 and only allowing three base hits. The bullpen kept the game, 3-0, until the bottom of the ninth, when Tech exploded for seven runs, the most scored in a ninth inning in a decade of GT baseball.

• That 7-run 9th inning began with a 5-pitch walk by **Nathan Waugh** before **Vahn Lackey** delivered his 2nd hit of the game to put runners at 1st and 2nd. **Alex Hernandez** drew a walk on 4 pitches to load the bases for **Tyler Neises** who connected on an 0-1 pitch, driving it into left for a single and cutting the deficit to one run, 3-2. **Will Baker** reached on an error when his sacrifice bunt was mishandled by the ODU pitcher, loading the bases for **Kyle Lodise** who took his second walk of the day to score Hernandez and tie the game. The very next batter was **Drew Burress** and he made no mistake, smashing a 1-0 pitch over the wall in right for the walk-off opposite field walk-off grand slam.

• The Jackets began ACC play with a pair of ninth-inning rallies to take two of three at Virginia Tech. On Friday, GT had been trailing, 2-3, since the fifth inning but **Carson Kerce** and **Kyle Lodise** led off the inning with walks before being brought home off singles from **Kent Schmidt** and **Alex Hernandez**, before **Patel** slammed the door in the bottom of the inning to earn the 4-3 win.

• In the series finale, Tech entered the 9th tied, 6-6 and had not scored since the 3rd. **John Giesler** led off the inning with a four-pitch walk, followed by a 5-pitch walk from **Parker Brosius**. It was freshman **Caleb Daniel** who came through in the clutch, launching a ground-rule double to put GT ahead, 7-6. **Carson Kerce** would drive home **Brosius** on a SAC fly to add the insurance run before the combination of **Brett Barfield** and **Cooper McMullen** shut down the VT bats for the victory and the 1st career save for **McMullen**.

• In the final game of April, the Jackets were on a season-long seven game losing skid, headed into the bottom of the ninth, down 4-6, facing the first 8-game losing streak since 1986. **Drew Burress** saved the day, launching a two-run game-tying home run after **Kyle Lodise** drew a walk to get on base. Once the game entered the 10th inning, **Mason Patel** put a zero on the board, allowing for **Kent Schmidt**, playing in his first series since missing 20 games with an injury, to launch a walk-off solo home run with two outs, to give Tech a 7-6 victory.

• Tech claimed its 5th one-run victory at Mercer, thanks to **Connor Chicoli's** best start of his young career. The freshman allowed only two runs over 7.2 innings, the longest of any starter this season, allowing Tech to enter the 9th inning with a 4-2 lead. Fellow freshman **Alex Hernandez** slammed the door, thanks to a pair of excellent defensive plays at SS from **Kyle Lodise** to secure GT's 6th win in a row.

• The sixth one-run win also required an incredible pitching performance, this time, by senior **Jaylen Paden**. He threw 6.0 no-hit innings in the second game of a doubleheader against No. 19 Louisville, his longest outing of the year and first time he's carried a no-hit bid through six innings in his collegiate career. **Mason Patel** pitched the final 3.0 innings, allowing the only hit of the day on a solo home run as the Jackets won a 2-1 game thanks to a pair of RBI from **Kyle Lodise**.

• Tech waited till the final weekend to claim their 7th on-run win, using a 5-run 7th inning, headlined by a bases clearing, 3 RBI double from **Kent Schmidt** to erase a 2-4 deficit to Duke on Thursday, May 15, and eventually win the game, 7-6. **Mason Patel** recorded three straight Ks to help slam the door.

**DANNY HALL - A LIVING LEGEND**

• ABCA Hall of Famer **Danny Hall** joined the Top-10 winningest Division I coaches in history on March 15, 2024 when Tech defeated Pitt, 11-1 (7) - his 1,427th win.

• In addition to his career-win milestone, Coach Hall also reached the 1,200 wins at Georgia Tech after defeating No. 9 Duke on May 12, 2024.

• He currently has 1,450 career wins – the 2nd most among active NCAA head coaches after South Carolina hired Paul Mainieri (1,533 career wins) this season.

• This season, he passed Chuck Hartman (1,444 at High Point/Virginia Tech 1959-2006) for the 9th most wins in Division I history when GT defeated Western Carolina on May 4, 2025.

• Tech replaced Texas as the only program in Division I with two coaches in the all-time top-10 - Jim Morris coached at GT from 1982-93.

• On May 11, 2025 Georgia Tech formally retired Danny Hall's No. 17 - joining Joining Mark Teixeira (23), Jason Varitek (33) and Jim Luck (44) on the right field wall.

• He earned his 5th-career ACC Coach of the Year honor this year, tying Brian O'Connor (UVA) for the 2nd most in ACC history - Mike Martin (FSU) holds the record, with 7.

**ALL-TIME WINNINGEST COACHES -- DIVISION I**

Rk.	Coach	Wins
1.	Mike Martin	2,029
2.	Augie Garrido	1,975
3.	Gene Stephenson	1,768
4.	Mark Marquess	1,627
5.	Jim Morris	1,594
6.	Paul Mainieri *	1,531
7.	Larry Hays	1,508
8.	Mike Fox	1,487
9.	<b>Danny Hall*</b>	<b>1,448</b>
10.	Chuck Hartman	1,444

\*Actively coaching

\*\*Italics indicates they coached at GT



## OFFENSE

## Returning Starters

• Georgia Tech baseball returns four bats from the starting lineup of the 2024 Athens Regional Final: Drew Burress, John Giesler, Parker Brosius and Vahn Lackey.

• 2024 National Freshman of the Year (D1 Baseball/Perfect Game) and National Freshman Hitter of the Year (NCBWA) Drew Burress returns for his sophomore season after delivering one of the greatest freshman seasons in college baseball history last year.

• Burress led Georgia Tech in a myriad of categories last year, including average (.381), home runs (25) and RBI (67), becoming the 12th Yellow Jacket to win Tech's triple crown.

• He set the Georgia Tech record for most assists by an outfielder, gunning down 10 base-runners from center field while also setting the program record with four home runs in a single game, against Georgia State (Feb. 27, 2024).

• His .821 slugging percentage from last season gives him the highest career slugging percentage in program history, with a minimum of 200 at bats in White & Gold. It was the 4th highest slugging percentage in a single season by a Yellow Jacket, the best since 1926 and the first .800+ slugging season in 45 years (Tommy Thompson (.811) – 1979).

## HIGHEST SLUG % - SINGLE SEASON - GT HISTORY

Name	TB-AB	Slugging %	Season
1. Tom Angley	93-100	.930	1926
2. Bobby Reeves	97-109	.890	1926
3. Doug Wycoff	81-98	.827	1926
<b>4. Drew Burress</b>	<b>179-218</b>	<b>.821</b>	<b>2024</b>
5. Tom Angley	68-83	.819	1925
6. Tommy Thompson	103-127	.811	1979
7. Jason Varitek	182-228	.798	1993
8. Nomar Garciaparra	213-274	.777	1994
9. Mark Teixeira	186-241	.772	2000
10. Riccardo Ingram	179-237	.755	1987

*\*Italics indicates coached by Darny Hall*

## DOUBLE TROUBLE

• Georgia Tech first led the nation in doubles at the start of March (March 2nd) & has been in the Top 3 ever since.

• The Jackets enter the tournament tied for third and tied with ASU for the most among Power 4 programs.

Rank	Team	Conference	Doubles
1.	New Mexico	Mountain West	148
2.	High Point	Big South	144
<b>3.</b>	<b>Georgia Tech</b>	<b>ACC</b>	<b>141</b>
3.	Arizona State	Big 12	141
5.	Austin Peay	ASUN	132
6.	Richmond	Atlantic 10	129
7.	USC Upstate	Big South	128
8.	Kent State	MAC	126
9.	Col. of Charleston	CAA	125
10.	Iowa	Big Ten	124
10	Wagner	NEC	124

• The program record for doubles in a season is 164, set in 1994. The Jackets would need to play nine postseason games at their current pace to tie the record.

• GT is the only team in the ACC to have 7 players with more than 10 doubles: **Burress** (23), **Lodise** (20), **Kerce** (18), **Schmidt** (16), **Daniel** (15), **Lackey** (13) & **Hernandez** (11)

• Tech is the only ACC team and one of two Power 4 programs (Arizona State) to have three players with 18 or more doubles. GT & UVA are the only ACC programs with multiple players at 20+ 2Bs.

TEAM	Players (No. of doubles)	No. of players
Richmond	Jack Arcamone (22), Jordan Jaffe (19), Brady O'Brien (19), Aaron Whitley (18)	4
<b>Georgia Tech</b>	<b>Drew Burress (23), Kyle Lodise (20), Carson Kerce (18)</b>	<b>3</b>
High Point	Brayden Simpson (24), Konni Durschlag (21), Landen Johnson (18)	3
New Mexico	Jordy Oriach(25), Ethan Ott (22), Will Asby (20)	3
Arizona State	Jacob Tobias (20), Kyle Walker (19), Brandon Compton (18)	3
Fresno State	Bobby Blandford (20), Triston Gray (19), Eddie Saldivar(18)	3
9 Teams		2
82 Teams		1
202 Teams		0

• **Kent Schmidt** has 16, despite playing in 20 fewer games - on pace for 25 doubles, which would lead Power 4 (3rd Overall)

• **Kyle Lodise** & **Drew Burress** have proven to be the best 1-2 punch in the nation. They sit atop the ACC in extra base hits and rank among the very best across Division I this season.

Player	Team	2B	3B	HR	XBH
<b>Drew Burress</b>	<b>GT</b>	<b>23</b>	<b>1</b>	<b>16</b>	<b>40</b>
<b>Kyle Lodise</b>	<b>GT</b>	<b>20</b>	<b>3</b>	<b>14</b>	<b>37</b>
Alex Lodise	FSU	17	2	17	36
Daniel Cuvel	MIA	16	1	15	32
Ben Miller	Duke	13	0	18	31
Carson Tinney	ND	13	0	17	30
Ryan Zuckerman	Pitt	16	1	13	30
Eric Becker	UVA	21	1	8	30
Zion Rose	LOU	15	2	11	28
Aiden Teel	UVA	20	0	7	27
Kade Lewis	WF	16	0	11	27
Jack Winnay	WF	11	2	14	27

• GT is the only team in the ACC with 5 players at 22+ XBHs: **Burress** (40), **Lodise** (37), **Hernandez** (26), **Daniel** (23) & **Kerce** (22)

• So far in 2025, the Georgia Tech offense is the best in the ACC and one of the very best in the country.

## GEORGIA TECH — 2025 NAT'L/ACC RANKS

Category	No.	D1 Rank	ACC Rank
SAC Flys	39	1st	1st
Doubles	141	3rd	1st
Doubles per game	2.56	3rd	1st
Batting Average	.317	13th	1st
Slugging %	.534	14th	1st
Hits	582	17th	1st
Runs	463	22nd	2nd
On-Base %	.418	28th	3rd
Scoring	8.4	29th	2nd
Walks	289	40th	4th
Home Runs	78	43rd	4th

• Last season, Tech continued its legacy of powerful offense, finishing at or near the top of the ACC in a multitude of categories

## GEORGIA TECH — 2024 NAT'L/ACC RANKS

Category	No.	D1 Rank	ACC Rank
Base on Balls	360	10th	3rd
On-Base Percentage	.420	17th	2nd
Batting Average	.305	29th	6th
Slugging Percentage	.516	30th	7th

• In 2023, Tech finished in the Top 15 in 5 offensive categories.

## GEORGIA TECH — 2023 FINAL NAT'L/ACC RANKS

Category	No.	D1 Rank	ACC Rank
Doubles/Game	2.49	3rd	2nd
Average	.323	4th	2nd
Doubles	142	10th	2nd
Slugging percentage	.538	11th	1st
On-base percentage	.416	15th	3rd

• The last 4 years have seen GT's offense become its calling card.

## GEORGIA TECH — 2022 FINAL NAT'L/ACC RANKS

Category	No.	D1 Rank	ACC Rank
Runs per game	9.4	3rd	1st
Average	.327	1st	1st
On-base percentage	.419	6th	2nd
Slugging percentage	.551	5th	2nd
Home runs	115	10th	3rd

• In 2023, Tech also set the program record for most triples in a single game on Feb. 17 vs. Miami (Ohio) with four.

• Tech also tied the program record for most doubles in a single game on March 14 vs. No. 18 Auburn with eight — hitting six in the third inning alone.

## MOST CAREER HOME RUNS IN PROGRAM HISTORY

Name	Home Runs	Years
1. Jason Varitek	57	1991-94
2. J.J. Thomas	56	1995-97
3. Tony Plagman	55	2007-10
4. Andy Bruce	52	1988-91
5. Kyle McCann	47	2017-19
Luke Murton	47	2006-09
Matt Skole	47	2009-11
8. K.G. White	46	1985-88
9. Stephen Reid	45	2020-23
10. Billy Parham	42	1986-88
Mark Fischer	42	1995-97
12. Daniel Palka	41	2011-13
Derek Dietrich	41	2008-10
Tommy Thompson	41	1978-81
<b>Drew Burress</b>	<b>41</b>	<b>2024-present</b>

## MOST DOUBLES IN A SINGLE SEASON

Name	Doubles	Year
1. Jay Payton	27	1994
2. Nomar Garciaparra	26	1994
3. Mike Fowler	25	1987
Scott Byers	25	1995
Jason Basil	25	2000
Luke Murton	25	2008
7. Jason Varitek	23	1994
Mark Fischer	23	1996
Jeff Kindel	23	2005
Jacob Esch	23	2011
<b>Drew Burress</b>	<b>23</b>	<b>2025</b>

**OFFENSE****STREAKS**

• The Jackets hold a number of hitting streaks heading into this weekend. The following players are either currently on or have had their career-long hitting streak in 2025

**Active Hitting Streaks - GT Baseball**

Name	Hit Streak	Since	Longest
Kent Schmidt	9 games	May 4	16
Vahn Lackey	3 games	May 15	8

**Active On-Base Streaks - GT Baseball**

Name	On Base Streak	Since	Longest
Kent Schmidt	12 games	April 27	22
Alex Hernandez	12 games	April 27	17
Vahn Lackey	5 games	May 11	27
Drew Rogers	4 games	May 11	8
Drew Burress	3 games	May 15	56

• Drew Burress held a 56 game on-base streak from April 28, 2024 - April 19, 2025 - the 5th longest on-base streak in program history.

• Kyle Lodise saw his career-long 47 game on-base streak snapped in his last game, at Auburn. He had held that streak for over a calendar year, April 6, 2024 - April 22, 2025.

• Nathan Waugh had an on-base streak lasting 50 games, including his first 8 games in White & Gold. He reached base in all 38 games of his senior season at Cornell in 2024.

**Longest On-Base Streaks - GT Baseball History**

Name	Started	Ended	Streak
Danny Payne	2006	2007	80
Scott Jordan	1984	1985	79
Jason Varitek	1993	1994	65
Mark Teixeira	2000	2001	58
Richard Lewis	2000	2001	56
Drew Burress	April 28, 2024	April 19, 2025	56

**LAST WEEK...****Thursday Highlights - The Bats - GT 7 - Duke 6**

• The Jackets struck for five runs in the top of the 7th to erase a 2-4 deficit and win the game, 7-6. It was the 20th inning of 5+ runs this year, Tech is 17-1 when scoring 5+ in one inning.

• Freshman Alex Hernandez wasted no time extending his career-best hitting streak to 10 games, launching a two-run home run in the top of the first inning.

• It was his 12th homer of the season, the third most on the team behind Burress (15) and Lodise (14).

• He finished the game with three RBI to bring his season total to 58, the most of any Power 4 freshman and just 10 shy of the Georgia Tech freshman record (68 RBI from Matt Wieters in 2005)

• The freshman from Cumming, Ga. is tied with Drew Burress for the team lead in hits this year, both with 68.

• Tech freshmen have accounted for 31 HRs this season – led by 12 from Hernandez – one shy of last year's total (32), headlined by a freshman record 25 off the bat of Burress.

• Sophomore Drew Burress hit in the leadoff spot for the third straight game, going 4-for-4 with a double and an RBI hit-by-pitch in the seventh inning.

• It was his 22nd multi-hit game of the season and 53rd multi-hit game in White & Gold – the most on the team.

• This was his fourth career four-hit game and first of the 2025 season.

• He hit his team-leading 21st double of the season, the 2nd-most by any Power 4 player this season and the most in the ACC.

• Burress is just the 27th Yellow Jacket in program history to surpass 20 doubles in a single season and is in a 10-way tie for 17th on the program leaderboard.

• Burress leads the team with 67 runs scored this year moving him one step closer to 70, a Jacket hasn't scored 70+ in consecutive seasons since Richard Lewis in 2000 and 2001 – Burress scored 73 runs in 2024.

• Sophomore Kent Schmidt extended his hitting streak to seven games with a 2-for-5 performance. He came through with a bases clearing double in the seventh inning to give GT a 6-4 lead with Hernandez driving him home for the all-important seventh run of the evening.

• Schmidt now has 18 multi-hit games in just 32 games with multiple ABs (56.25 percent of opportunities).

• He hit his 15th double of the year, putting him at a 24 double pace had he not missed 20 games due to injury. That number would lead all of Power 4.

• Sophomore Carson Kerce extended his on-base streak to a team-high 13 games with a 1-for-4 showing.

• Freshman Will Baker set a career high with seven infield assists as the second baseman.

**Friday Highlights - The Bats - GT 4 - Duke 14**

• Sophomore Kent Schmidt extended his hitting streak to a team-high eight games with a 2-for-4 showing.

• Schmidt now has 19 multi-hit games in just 33 games with multiple ABs (57.6 percent of opportunities).

• He hit his 16th double of the year, putting him at a 26 double pace had he not missed 20 games due to injury. That number would lead all of Power 4 and be 2nd in Division I.

• He came around to score two runs, marking his 12th multi-run game over 33 starts.

• Junior Kyle Lodise laced a two-run double off the wall in center field in the fifth inning. It was his 20th double of the season and tied Drew Burress for the most extra-base hits in the ACC this season, with 37.

• It was his team-leading 18th multi-RBI game of the season, bringing his season total to 55.

• Georgia Tech is the only team in the ACC with three players at 55 or more RBI this season: Lodise (55), Burress (55) and Hernandez (58).

• Sophomore Vahn Lackey delivered his team-leading 24th multi-hit effort, going 2-for-3 with an RBI single in the first inning.

• He leads all Power 4 catchers with 69 base hits this season, the most hits on the team.

**Saturday Highlights - The Bats - GT 8 - Duke 2**

• Sophomore Drew Burress came through with his second 4-for-4 performance of the weekend, reaching base five times with a single, two doubles a home run and a hit-by-pitch. It was his 5th-career four-hit game and his second of the weekend.

• The Houston County man hit multiple doubles in a game for the fourth time this year, bringing his total to 23 – tied for 7th most in program history and the most by any Yellow Jacket since 2011.

• Burress is in a five-way tie for seventh place, tied with GT legends Jason Varitek (1994), Mark Fischer (1996), Jeff Kindel (2005) and Jacob Esch (2011).

• He launched his 16th home run of the season in the eighth inning, putting him in a four-way tie for 12th place on the all-time GT home run leaderboard: tied with Daniel Palka (2011-13), Derek Dietrich (2008-10) and Tommy Thompson (1978-81).

• The home run marked his 70th run of the season, becoming the first Yellow Jacket in 24 years to record consecutive 70 run seasons

(Richard Lewis in 2000 and '01).

• He leads the ACC with 40 extra-base hits and is the only player in Division I with at least 50 RBI (57), 20 doubles (23), 45 walks (46), 15 HR (16) and 60 runs (70) this season.

• Freshman Alex Hernandez connected for his 13th home run of the season in the ninth inning, driving in two.

• It brings his season RBI total to 60, just eight away from the GT freshman record (68 RBI from Matt Wieters in 2005)

• Tech freshmen have accounted for 32 HRs this season – led by 13 from Hernandez – matching last year's total (32) which included a freshman record 25 off the bat of Burress.

• Sophomore Kent Schmidt extended his hitting streak to a team-high eight games with a 2-for-4 showing.

• Schmidt now has 20 multi-hit games in just 34 games with multiple ABs (58.8 percent of opportunities).

• Sophomore Carson Kerce connected for his 18th double of the season. The Jackets are the only Power 4 program in the nation with three players at 18+ doubles: Burress (23), Lodise (20) and Kerce (18).

• Sophomore Vahn Lackey delivered his team-leading 25th multi-hit effort, going 2-for-3 with a run scored and two walks.

• He leads all Power 4 catchers with 71 base hits this season, the 2nd most on the team behind Burress (72).

• Freshman Will Baker delivered his fifth multi-hit game of the year. He led all Yellow Jackets with nine assists, defensively, this weekend.

## JACKETS IN THE POLLS

WEEK	BA	USA	NCBWA	D1	PG
Preseason	-	rv	rv	-	-
Week 1	-	rv	rv	-	-
Week 2	-	rv	rv	-	-
Week 3	-	rv	rv	-	-
Week 4	-	rv	rv	-	-
Week 5	-	rv	rv	-	-
Week 6	-	25	rv	25	19
Week 7	-	22	rv	25	22
Week 8	20	18	21	18	15
Week 9	13	13	14	14	13
Week 10	25	22	rv	24	21
Week 11	-	rv	rv	-	-
Week 12	-	rv	rv	-	-
Week 13	-	rv	rv	-	-
Week 14	19	16	24	16	18

BA = Baseball America, USA = USA Today, NCBWA = NCBWA, D1 = D1Baseball.com, PG = Perfect Game N/A = poll not out before release of notes rv = receiving votes

## PITCHING

- Georgia Tech returns three pitchers with over 30 innings pitched last season: **Tate McKee** (sophomore, 47.0 IP), **Carson Ballard** (r-sophomore, 34.2 IP) and **Mason Patel** (graduate senior, 36.0 IP)
- The Jackets return seven arms in total from last year's squad: McKee, Ballard, Patel, **Riley Stanford**, **Jackson Sobel**, **Brett Barfield** and **Caden Gaudette**
- The Jackets are heading into the second season under pitching coach **Matt Taylor** and **Jason Richman** as director of pitching. And head coach Hall has said he believes this to be the year that Tech fans witness "the fruits of their labor" as the pitching staff looks to prove people wrong in 2025.
- A whopping 21 new arms are joining the staff for the 2025 season, featuring a solid mix of 14 freshmen and seven transfers.

## Freshman Arms

Name	Hometown	PG State Ranking	PG National Ranking
Jackson Blakely	Thomaston, Ga.	87	---
Connor Chicoli	Raleigh N.C.	10	342
Joshua Evans	Lawrenceville, Ga.	27	256
Alex Hernandez	Cumming, Ga.	12	96
Ryan Johnson	Dallas, Ga.	46	462
Adam McKelvey	Roswell, Ga.	178	---
Cooper McMullen	Bonaire, Ga.	40	364
Thorpe Musci	Lilburn, Ga.	23	223
Cole Royer	Waynesville, Ga.	33	302
Connor Shouse	Jasper, Ga.	9	83

## Transfers

- Sam Swygert**: Grad Transfer RHP from The Citadel. Pitched in 18 games and made 12 starts last season, pitching a team-high 67.1 innings with a 5.75 ERA.
- Caden Spivey**: Junior RHP from Notre Dame. Made 15 appearances with three starts and 27.2 innings of work while going 1-1 with an 8.46 ERA
- Porter Buursema**: Sophomore RHP from Georgia Southern. Made six starts, pitching 12.2 innings with 14 strikeouts, a 5.68 ERA and a 1-0 record.
- Jake Lankie**: R-Freshman RHP from Georgia. Redshirted last season. Rated as the No. 23 RHP out of Georgia in the class of 2023 Perfect Game rankings.
- Jaylen Paden**: Graduate RHP from Georgia Southern. Has not pitched in a game since March 7, 2023 due to injury. Career 5.62 ERA over 107.1 innings from 2021-23.
- Kayden Campbell**: Junior LHP from Louisville. Made 23 relief appearances last season, pitching 20.0 innings and striking out 22 with a 7.65 ERA
- Brady Jones**: Junior RHP from Georgia State. Led the team with a 5-1 record last season, making 16 relief appearances and 1 start with a 7.32 ERA and 37 strikeouts over 39.1 innings. Most innings pitched out of GSU's bullpen last season.

## Spinning From The Start

- The Georgia Tech pitching staff got off to a historically strong start in 2025 - holding its opponents to fewer than five runs in each of its first six games for the first time since 2002.
- The pitching staff allowed nine runs over the course of the series, a 10-run improvement after averaging 19 runs allowed over the previous three opening series sweeps (14 RA in 2024, 24 RA in 2023 and 19 RA in 2022).
- The Jacket pitchers struck out 40 in the opening weekend against Old Dominion — tied with 2022 for the most strikeouts through the first three games this century.
- In March, the Jackets allowed only three hits in back-to-back games against Georgia State (March 11) and Pitt (March 14) - the first time Tech has allowed 3 or fewer hits in back-to-back games since a doubleheader against Duke in 2012 (March 31st — 3 hits in game one / 2 hits in game two) — those games featured a complete game shutout from Buck Farmer and 4.1 innings from Luke Bard — both future major leaguers.
- 

## No PATEL-ing How Long This Will Last

- Senior RHP Mason Patel earned 2nd Team All-ACC, officially the 2nd best relief arm in the conference.
- He became the first Yellow Jacket pitcher this century to win each of his first six starts.
- He was awarded ACC Co-Pitcher of the week on Feb. 24 after dominating both Marshall and Georgia Southern to the tune of 8.1 innings with a 0.00 ERA, 11 strikeouts and a 2-0 record while only allowing four base runners.
- Patel becomes the first GT pitcher to earn pitcher of the week since Andy Archer (March 29, 2021).
- Patel's award-winning week got started on Wednesday, when he came out of the bullpen to start the third inning in Tech's road opener at Georgia Southern. Patel was perfect through 5.1 innings, retiring the first 16 batters he faced in order to quiet the Georgia Southern bats and allow for Tech to take the game, 5-3. He struck out a career-best nine batters in that appearance, which also goes down as his longest outing in White & Gold — Patel's longest since pitching 6.0 innings in a start against Brown for Georgia State back in 2023, all in only 50 pitches.

- He followed that with another gem of an outing on Sunday against Marshall, entering the game with runners on second and third and nobody out in the fifth inning, working around a hit-by-pitch to keep the Thundering Herd off the board with yet another scoreless inning. He would pitch two more scoreless to earn the victory, leaving after the 7th inning with the Jackets in front, 10-3.
- In his third appearance of the season, Patel entered in the sixth inning - retiring the first batter he saw to get Tech into the 7th inning and earning the win and improving to 3-0 — becoming the first Yellow Jacket pitcher to be 3-0 after only nine games since Xzavion Curry in 2018.
- Patel was first out of the bullpen vs. KSU, working a pair of flyouts to get Tech out of the second inning before striking out two around a couple of hits in the third and adding another K in the fourth around a two-out walk for 2.2 scoreless innings
- He would get credit for the win, improving to 4-0 on the season and becoming the first Yellow Jacket to earn the win in each of his first four appearances since Mark Pope in 2011.
- Patel** came out of the bullpen in the 5th inning of the series opener at VT and continued his unconscious season, pitching 4.2 innings without allowing a hit.
- Patel allowed only three base runners (one walk, one HBP, one ROE) and retiring 7 straight during the middle innings.
- He would get credit for the win, becoming the first Yellow Jacket to earn a win in each of his first five appearances since Kyle Bakker in 2002.
- Patel** slammed the door yet again in Tech's last game (vs. GSU) pitching the final 3.0 innings and allowing only one base runner to secure his sixth victory in as many appearances, still without allowing a run.
- He came in to pitch the final three innings of the Saturday win against Pitt, earning his first save of the season. He gave up his first run of the year in the seventh inning, bringing his scoreless streak to an end at 22.2 innings to begin the year — the best by any Tech pitcher this century.
- Patel came out on Saturday at Virginia Tech, pitching a career-best 6.2 innings - the longest outing of any Yellow Jacket at that point — while striking out seven and throwing only 73 pitches.
- He entered the game at Notre Dame (March 22) in the third inning, coming in with the bases loaded, one out and a two-run lead (5-3). He proceeded to get a three-pitch strikeout before inducing an inning ending groundout to escape the jam and set the tone for what would be yet another dominant outing.
- He gave up one earned run on a solo homer, just his second earned run allowed over 29.2 innings of work.
- He is the only GT pitcher in the 21st century to earn a part of the decision in a each of his first eight appearances (seven wins, one save).
- Patel took the reins for the final four innings on Friday vs. Clemson, allowing a pair of home runs for a total of three earned runs allowed while striking out four. He got saddled with the tough-luck loss, dropping his season record to 7-1 with a save over nine appearances.
- Patel** showed why he was a consensus midseason 1st Team All-American, pitching the final 4.1 innings on Friday at Stanford with five strikeouts and only one run allowed, off a SAC fly following a leadoff triple in which the Tech fielder missed a diving catch to allow for extra bases.
- Patel** earned the win, his NCAA leading eighth win of the season, improving to 8-1 with a save.
- He would collect a pair of saves over two appearances in GT's sweep over Cal (April 11 & 13).
- In his first appearance, on Friday, he pitched the final 3.1

**Jacket Arms - ERA under 4.00**

Name	Innings Pitched	Class	ERA
Jaylen Paden	42.0	Sr.	1.71
Mason Patel	60.0	Sr.	2.85
Cooper McMullen	7.1	Fr.	3.68
Brady Jones	64.0	Jr.	3.80
Kayden Campbell	16.0	Jr.	3.94

**Jacket Arms - K/9 over 10.0 (minimum 6 IP)**

Name	Innings Pitched	Class	K/9
Caden Gaudette	13.0	R-So	13.85
Cole Royer	6.2	Fr.	13.06
Kayden Campbell	16.0	Jr.	12.94
Porter Buursema	7.2	So.	12.5
Riley Stanford	25.2	R-So	10.71
Jake Lankie	10.1	Fr	10.45
Jaylen Paden	42.0	Sr.	10.29

**THE MATT TAYLOR EFFECT**

• This season, in year two with Coach Matt Taylor and Jason Richman, the Yellow Jackets pitching have improved in every category

Stat	2025	2024	Change	'14-'24 avg.	Change
ERA	4.67	6.48	1.81	5.45	0.78
H/9	8.53	9.99	1.46	9.70	1.17
BAA	.252	.283	.031	.278	.026
WHIP	1.44	1.61	.17	1.57	.13
K/9	9.3	9.2	.1	8.35	.95
BB/9	4.39	4.49	.1	4.43	.04
K/BB	2.11	2.06	0.05	1.94	.17

• Prior to joining the Yellow Jackets, Taylor was the minor league pitching coordinator for the Atlanta Braves after three seasons as the pitching coach at Georgia State.

• During his time with the Braves, Taylor oversaw the development of prospects such as AJ Smith-Shawver, Spencer Schwellenbach, JR Ritchie, Owen Murphy and Dylan Dodd. He helped lead the Braves minor league pitching ranked to a No.1 ranking in K-BB%, and No. 2 in xFIP (out of 30 MLB Organizations) in 2022, along with capturing a division title. His minor league pitching staff delivered the third-best K-BB% among MLB organizations in 2023, prior to joining the Jackets coaching staff.

innings to collect his second save of the season while recording his 40th K of the season, his first 40 K season in college.

• He followed that with a pitching clinic on Sunday, needing only 13 pitches to collect the final six outs of the game and his second save of the weekend.

• Against UVA, he bounced back after a three-run outing on Friday, pitching 3.0 scoreless innings in the 8th, 9th and 10th against Virginia, earning his Power 4 leading 9th win of the season.

• It was his fifth outing of at least three innings in which he hasn't allowed more than one base hit this season as he proves why he was one of only nine relievers in the nation listed on both the National Pitcher of the Year and Stopper of the Year midseason watch lists.

• Three weeks ago, after graduating from Georgia Tech on Friday morning, Patel pitched the final three innings on Saturday afternoon, allowing only one run and striking out four to collect his team-leading fourth save of the season against Western Carolina.

• He emerged for the 9th inning against Georgia Southern, collecting the final three outs for his 5th save of the year.

• The Knoxville, Tenn native earned the win in game two on Sunday, allowing one run and one hit over three innings and earning his 10th win of the season, becoming the first GT pitcher with 10 wins since 2011.

• He led Tech to a crucial series opening win at Duke, pitching the final 3.2 innings and striking out three in a row at one point to earn his 11th win of the year.

• Patel is the only pitcher in Division I with at least 8 wins and at least 5 saves and has set career highs this season in innings pitched (60.0), strikeouts (57), wins (11) and saves (5).

**GEORGIA TECH PITCHING — 2025 NAT'L/ACC RANKS**

Category	No.	D1 Rank	ACC Rank
ERA	4.63	41st	3rd
Ks/9 innings	9.3	51st	8th
WHIP	1.44	59th	9th
K/BB Ratio	2.11	79th	10th

**LAST WEEK...****Thursday Highlights - The Arms - GT 7 - Duke 6**

• Sophomore Tate McKee made his 14th straight series opening start, battling through a difficult strike zone to deliver 5.0 innings of work.

• He kept the Jackets in the game, stranding nine Duke runners on base over his five innings and exiting the game with just a 2-4 deficit.

• Junior LHP Brett Barfield accomplished his assignment, entering the game to start the sixth, recording a groundout against the lefty he came in for, and exiting after two pitches.

• Senior RHP Mason Patel added another chapter to his storybook season, tying his season high with 73 pitches over the final 3.2 innings and striking out five on his way to his 11th win of the season.

• This was his 13th appearance of at least 3.0 innings this season, tied with Tate McKee for the most on the team despite not starting a single game.

• Patel and UNC's Jake Knapp lead all Power 4 pitchers with 11 wins this season.

• Patel becomes the first Yellow Jacket since Mark Pope and Buck Farmer in 2011 to record 11 wins in a single season. He

is now tied for the 13th most wins in a single season in GT history, the most since Kyle Bakker posted 13 wins in 2002.

**Friday Highlights - The Arms - GT 4 - Duke 14**

• Freshman Connor Chicoli made his first-career weekend start, recording a pair of outs before exiting the game.

• Freshman Adam McKelvey got the Jackets out of the fifth inning, retiring the only batter he faced on three pitches. It was his fourth appearance of the season and third of ACC play.

• R-Sophomore Riley Stanford returned to the mound after missing the last 20 games with an injury. He was consistently hitting 96 mph on his fastball and delivered a scoreless sixth inning.

• It was his 10th appearance of the season as he recorded his 30th strikeout, a career-high for a single season.

**Saturday Highlights - The Arms - GT 8 - Duke 2**

• Junior Brady Jones saw his draft stock continue to rise, making his 14th start of the season and delivering 5.0 innings with four hits, two earned runs and three strikeouts.

• He has completed at least five innings in eight consecutive starts, the longest streak by any Tech pitcher this season, and lowers his season ERA to 3.80 as he aims to be the first GT starter with an ERA under 4.00 since current major leaguer Brant Hurter did so back in 2021 (3.90 over 15 starts).

• His 3.80 ERA is the lowest of any Tech starter with 10+ starts since current major leaguer Connor Thomas posted a 3.11 ERA over 16 starts back in 2019.

• Jones brought his season strikeout total to 68, the most on the team.

• He got the win, improving his record to 7-2 for the year, the second most wins on the team behind Mason Patel (11-1).

• Senior Jaylen Paden kept Duke off the board for the final 4.0 innings, recording his second save of the year. He allowed only two hits while striking out three.

• Over his last three games, Paden has pitched 15.0 scoreless innings with only four hits allowed and 14 strikeouts.



## MISCELLANEOUS

## Jim Poole Number - John Giesler

Georgia Tech baseball continues the legacy of former Yellow Jacket standout and Major League Baseball relief pitcher Jim Poole, who passed away from ALS in October of 2023, by designating a student-athlete each year to wear his No. 21 jersey. The student-athlete selected must exemplify Poole's characteristics both on and off the field.

This year, senior infielder John Giesler becomes the third Yellow Jacket to earn the honor, continuing the tradition begun by Jack Rubenstein in 2023 and Ben King last season.

"I am excited that John Giesler will wear number 21 this year," Head Coach Danny Hall said. "Jim Poole was part of an era in Georgia Tech Baseball that established us as a national power. Jim's prowess on the mound and in the classroom set the bar high for future Yellow Jacket players and teams. John exemplifies those same character traits of excellence on the field and in the classroom. As a two-time Captain he is the ultimate "Tech Man" to honor Jim's legacy."

Giesler, a sixth-year senior from Marietta, Ga. (Walton HS) will wear No. 21, having shown a longstanding commitment to Poole's ideals – self-determination, a strong academic work ethic, and high moral fiber on and off the field. Giesler is a five-time member of the ACC Academic Honor Roll, a two-time academic all-district honoree and earned Academic All-America (3rd Team) in 2023. He is currently pursuing a master's degree in real estate development.

On the diamond, Giesler is entering his second season as team captain. He is a career .308 hitter for the Yellow Jackets and set career highs in doubles (17), home runs (10) and RBI (43) last season while delivering a .990 fielding percentage in 41 games in the corner infield. He will be a key piece of the Jackets' offense again in 2025 as Tech strives for its 36th NCAA Regional berth and fifth in Giesler's career in White and Gold.

"Simply put, this is the greatest honor I have ever been given," Giesler said. "From knowing Jim and knowing who he was as a person, I don't feel deserving but I am incredibly honored. I will do everything I can this year to wear this number with respect and honor him and his family the best I can."

## ABOUT JIM POOLE

Poole arrived on The Flats in 1985 and had an immediate impact, as Georgia Tech baseball would win the first of four-straight ACC Tournament Championships. During his four years, he pitched in 120 games and struck out 263 batters in 188 innings. He still ranks first in the Tech record book with 22 career saves, including 10 as a junior and nine as a senior. He was named all-ACC his last two seasons. Poole would be enshrined into the Georgia Tech Sports Hall of Fame just nine years later in 1997.

A stellar worker in the classroom, Poole elected not to turn professional after being selected in the 34th round of the 1987 MLB Draft by the LA Dodgers, and returned to Georgia Tech for his senior year, recording a 2.03 ERA and 113 strikeouts in only 71 innings. Once again, the LA Dodgers would call his name in the 1988 MLB Draft, this time taking him in the ninth round. He would return to

graduate from the Institute with a degree in electrical engineering in 1990.

Poole played 11 years in the major leagues, predominantly with the Baltimore Orioles, Cleveland Indians, and San Francisco Giants. In 431 games played, he finished with 22 victories and a 4.31 ERA, as well as 256 strikeouts and four saves. He helped pitch Cleveland to two American League Championship Series (1995, 1998), making it to the 1995 World Series where he would face the Atlanta Braves.

Following his retirement at the end of the 2000 season, Poole returned to Georgia Tech to join the Alexander-Tharpe Fund as a fundraiser and supporter of the baseball program. He then began serving as the pitching coach at Johns Creek High School in 2010, teaching many young men about pitching mechanics, while also conveying his personal pitching philosophy.

He later joined the business world as a Personal Wealth Advisor for the Baseball Division of BIP Wealth.

After being diagnosed with ALS in 2021, Poole worked tirelessly to raise awareness for the disease. In addition to serving on MLB ALS boards, he also worked with Georgia Tech, who together hosted an ALS Awareness Day during the 2022 baseball season, with Tech wearing Jim Poole shirts and both teams wearing honorary wristbands. Professional players also wore the shirt. Tech later designated the number 21 each year to be worn by a student-athlete who exemplify Poole's ideals – self-determination, a strong academic work ethic, and high moral fiber on and off the field.

Every 90 minutes, someone is diagnosed with ALS, or Lou Gehrig's disease, with an estimated 30,000 people living with ALS in the United States at any given time. Primarily affecting people between the ages of 40 and 70, ALS is a progressive neurodegenerative disease that affects nerve cells in the brain and the spinal cord. There is no known cure.

For more information about ALS, visit [www.ALS.org](http://www.ALS.org).

## CAREER WALK-OFF HITS

Player (Date)	Play	Inning	Final
Parker Brosius (3/8/24 vs. YSU)	2-RBI double	8th	15-5
Parker Brosius (4/2/24 vs. Presbyterian)	RBI bunt single	7th	9-8
John Giesler (4/23/24 vs. KSU)	2-run HR	7th	13-2
Drew Burress (2/15/25 vs. ODU)	Grand Slam	9th	7-3
Alex Hernandez (3/2/25 vs. WMU)	2-run HR	7th	13-3
Drew Burress (4/12/25 vs. Cal)	RB Single	8th	15-5
Kent Schmidt (4/27/25 vs. UVA)	Solo HR	10th	7-7

## GAME-WINNING PLAYS

Game-winning plays are ones that give Tech the lead or break a tie en route to win

Game	Play	Inning	Final
vs. ODU	Waugh RBI single	8th	3-2
vs. ODU	Burress Grand Slam	9th	7-3
vs. ODU	Waugh RBI single	7th	7-4
at GASO	Hernandez RBI groundout	3rd	5-3
vs. Marshall	Burress 2-run HR	1st	12-1 (7)
vs. Marshall	Daniel scores on error	2nd	11-6
vs. UWG	Schmidt 2-run HR	6th	16-7
vs. WMU	Burress 2-run HR	1st	16-4
vs. WMU	Kerce RBI double	2nd	14-1 (7)
vs. WMU	Wild Pitch Scores Brosius	2nd	13-3(7)
vs. KSU	Lodise 2-run HR	3rd	11-4
at VT	Hernandez RBI single	9th	4-3
at VT	Daniel RBI double	9th	8-6
vs. GSU	Schmidt RBI single	7th	4-2
vs. Pitt	Kerce RBI single	2nd	10-1
vs. Pitt	Schmidt scored on an error	1st	11-1 (7)
vs. GWU	Hernandez 2-RBI single	1st	14-6
at ND	Lodise Solo HR	1st	18-7 (8)
at ND	Kerce RBI Double	2nd	9-5
at ND	Baker RBI Single	7th	10-2
at KSU	Brosius RBI Single	2nd	15-4
vs CU	Lodise 3-run HR	2nd	18-2 (7)
vs MER	Daniel 2 RBI Double	1st	21-5(7)
at Stan	Neises 2 RBI Double	5th	8-6
at Stan	Burress Solo HR	8th	10-3
at Stan	Daniel SAC fly	1st	18-2 (7)
vs. Cal	Baker 3-run HR	2nd	8-5
vs. Cal	Lackey Solo HR	1st	15-5 (8)
vs. Cal	Burress RBI single	7th	4-3
vs. UVA	<i>Schmidt solo HR</i>	10th	7-6(10)
vs WCU	Lackey SAC fly	3rd	13-5
vs WCU	Hernandez 2 RBI Double	6th	4-2
vs WCU	Hernandez RBI single	1st	13-0
vs.GASO	Kerce Solo HR	3rd	8-5
at MER	Baker 2-run HR	2nd	4-3
vs. LOU	Lodise RBI single	1st	6-0
vs. LOU	Lodise RBI single	7th	2-1
at DUKE	Schmidt 3 RBI double	7th	7-6
at DUKE	Kerce 2 RBI double	4th	8-2

*Italics indicates Walk-Off hit*

## GAME-WINNING RBI LEADERS

Player	2025	Career at GT
Drew Burress	5	11
Kyle Lodise	5	5
Alex Hernandez	5	5
Carson Kerce	5	5
Parker Brosius	1	5
John Giesler	0	5
Kent Schmidt	4	4
Caleb Daniel	3	3
Will Baker	3	3
Vahn Lackey	2	2
Nathan Waugh	2	2
Tyler Neises	1	1



## MISCELLANEOUS

## ATOP THE CONFERENCE

- Georgia Tech baseball ranks among the most prolific winners in ACC history.

## MOST ACC TOURNAMENT TITLES, SINCE 2000

	Titles	Years
Florida State	6	2002, 2004, 2010, 2015, 2017, 2018
<b>Georgia Tech</b>	<b>5</b>	<b>2000, 2003, 2005, 2012, 2014</b>
North Carolina	4	2007, 2013, 2019, 2022
Clemson	3	2006, 2016, 2023
Duke	2	2021, 2024
Virginia	2	2009, 2011

## MOST ACC REGULAR-SEASON, DIVISIONAL TITLES SINCE 1994

	Titles	Regular-Season Years (Divisional)
Florida State	14	1996, 1998, 1999, 2001, 2002, 2003 (2007, 2008, 2009, 2010*, 2011, 2012, 2013, 2014)
<b>Georgia Tech</b>	<b>8</b>	<b>1997, 2000, 2004, 2005 (2011, 2019, 2021), 2025</b>
North Carolina	8	(2006, 2007, 2009, 2012, 2013, 2017, 2018, 2024)
Clemson	6	1994, 1995 (2006, 2010*, 2018, 2024)
Louisville	5	(2015, 2016, 2017, 2019, 2022)
Miami	4	(2008, 2014, 2015, 2016)

## GEORGIA TECH'S MOST COMMON OPPONENTS

	Games	First Meeting	Series Record
Georgia	390	1898	UGA leads 220-168-2
Auburn	248	1897	AU leads 130-113-5
Clemson	245	1902	CU leads 123-119-3
Mercer	178	1897	GT leads 120-58
North Carolina	158	1901	GT leads 83-75
Virginia	153	1924	GT leads 81-70-2
Duke	145	1903	GT leads 103-42
Ga. Southern	143	1947	GT leads 111-32
NC State	143	1921	GT leads 81-62
Wake Forest	123	1898	GT leads 76-46-1

- The Jackets will face their top four most common opponents again in 2025 but will not play North Carolina, NC State or Wake Forest in the regular season.

- Tech extended it's winning streak against Georgia Southern to six games in a row, dating back to 2022, with a 5-3 win in Statesboro on Feb. 18, 2025 - featuring 5.1 perfect innings from **Mason Patel** along with back-to-back home runs from **Kyle Lodise** and **Drew Burress**.

- GT set a new record when it hung 21-runs on Mercer - the most in the 177 game history of the series

- The Jackets faced Stanford for the first time in program history, becoming the first team from east of the Rocky Mountains to sweep a three-game series, at Stanford, in the history of Stanford baseball (since 1892).



## 2025 ACC PRESEASON POLL

1. Virginia (13)	251
2. Florida State (2)	230
3. North Carolina	217
4. Clemson (1)	214
5. Duke	182
6. Wake Forest	171
7. NC State	168
8. Stanford	143
9. Louisville	128
<b>10. Georgia Tech</b>	<b>113</b>
11. Miami	87
12. Virginia Tech	85
13. California	60
14 Pitt	52
15. Notre Dame	44
16. Boston College	31

## 2025 ACC FINAL STANDINGS

School	ACC	Overall
<b>Georgia Tech</b>	<b>19-11</b>	<b>39-16</b>
Florida State	17-10	37-13
North Carolina	18-11	39-12
NC State	17-11	33-18
Clemson	18-12	41-15
Virginia	16-11	32-17
Duke	17-13	36-18
Wake Forest	16-14	36-19
Miami	15-14	31-24
Louisville	15-15	35-20
Notre Dame	14-16	32-20
Virginia Tech	12-18	31-24
Stanford	11-19	27-25
Boston College	11-19	26-28
Pitt	10-20	27-26
California	9-21	23-30

## 2025 HONORS

## DREW BURRESS

Preseason 1st Team All-American (D1 Baseball)  
 Preseason 1st Team All-American (NCBWA)  
 Golden Spikes Award (Watch List)  
 Preseason ACC Player of the Year (D1 Baseball)  
 No. 1 Sophomore in College Baseball (Perfect Game)  
 ACC Player of the Week - March 17  
 Golden Spikes Award (Midseason Watch List)  
 Midseason 1st Team All-American (D1 Baseball)  
 Midseason 1st Team All-American (Perfect Game)  
 1st Team All-ACC  
 Golden Spikes Award Semifinalist  
 Dick Howser Trophy Semifinalist  
 ACC Player of the Week - May 19

## MASON PATEL

ACC Co-Pitcher of the Week - Feb. 24  
 Midseason 1st Team All-American (D1 Baseball)  
 Midseason 1st Team All-American (Perfect Game)  
 Pitcher of the Year Watch List  
 Stopper of the Year Watch List  
 2nd Team All-ACC

## KYLE LODISE

Midseason 2nd Team All-American (Perfect Game)  
 Brooks Wallace Award Watch List  
 Brooks Wallace Semifinalist  
 2nd Team All-ACC

## BRADY JONES

ACC Pitcher of the Week - May. 12  
 3rd Team All-ACC

## ALEX HERNANDEZ

Midseason 1st Team Freshman All-American (Perfect Game)  
 John Olerud Two-Way Player of the Year Award Watch List  
 2025 ACC Freshman of the Year  
 1st Team All-ACC  
 ACC All-Freshman Team

## VAHN LACKEY

Buster Posey Award Semifinalist  
 2nd Team All-ACC

## CALEB DANIEL

ACC All-Freshman Team

## DANNY HALL

2025 ACC Coach of the Year

## 2025 MLB #PROJACKETS

Joey Bart, C	Pirates
Justyn-Henry Malloy, OF	Tigers
Brant Hurter, RHP	Tigers
Kyle McCann, C	Athletics
Connor Thomas, LHP	Brewers
Kristian Campbell, INF	Red Sox
Chandler Simpson, OF	Rays
Xzavion Curry, RHP	Marlins

## LET'S BRAG ABOUT BURRESS

*"Burress is as big a star as you'll find in college baseball, the reigning D1Baseball Freshman of the Year and a 2024 first-team All-American after hitting .381/.512/.821 with 25 homers. He's a no-brainer first-team preseason All-American as a sophomore, and our preseason pick for ACC Player of the Year."*

– **D1Baseball**

- In 2024, Drew Burress established himself as one of the best hitters in college baseball and one of the most exciting prospects to watch leading up to the 2026 draft. If he can continue his historic run through the ranks of NCAA Baseball, every MLB front office will be begging for Burress to become the next face of the franchise.

- Burress hit 25 home runs last season, one shy of the Georgia Tech program record (set by Kevin Parada in 2022) and two shy of the NCAA freshman home run record set by Tommy White (NC State) in 2022 as well.

*"If he continues to crush the ball at anything mirroring his current rate, he could follow in [Dylan] Crews' footsteps and reach his high ceiling when he's eligible for the 2026 Draft."*

– **Jesus Cano, MLB.com**

- Burress can claim to have an unofficial piece of the GT home run record since he hit a home run against Georgia that would ultimately not be recorded officially after the game was ended due to rain.

- Last year, Burress became the 1st Yellow Jacket to ever slug over .800 with at least 200 at bats. His .821 slugging percentage led all Division I freshman and 6th overall among those with 200+ ABs.

- Not only did Burress turn heads with his bat but he also set the Georgia Tech record for the most assists by an outfielder in a single season, gunning down 10 runners from his spot in center field.

*"He has thunderous bat speed and does a nice job creating leverage in his swing, and shows off plus power, especially to the pull side."*

– **Peter Flaherty, Baseball America**

- This season, Burress has placed an emphasis on showing off his base running. After stealing 8 bags on 10 attempts last year, Burress feels that his speed isn't getting enough attention & looks to amend that in 2025.

- He became the fastest Yellow Jacket in program history to reach 30 career home runs – doing so in just 73 games, a full 20 games faster than the previous record holder, Kevin Parada and faster than legendary Tech sluggers such as Jason Varitek, Mark Teixeira and Nomar Garciaparra

*"From Day 1, you never thought he was a freshman. He's a very mature kid. He doesn't mix any words about it. He wants to be a first-round pick. He wants to be the best player in the country. That's what drives him. That's his passion. He is one of those guys that makes everybody around him better. Every day."*

– **Danny Hall, ABCA Hall of Famer**

## GEORGIA TECH'S TRIPLE CROWN WINNERS

Year	Player	HR	RBI	AVG
1958	Earl Moore	4	15	.287
1959	Roger Kaiser	4	32	.373
1960	George Inman	7	24	.360
1968	Ted Tomasovich	5	38	.381
1975	Frank Turner	2	30	.376
1991	Andy Bruce	22*	96*	.345
1992	<i>Jason Varitek*</i>	11	52	.406*
1993	<i>Jason Varitek</i>	22*	72	.404
1994	Jay Payton	20	102*	.434*
1997	Mark Fischer	24*	98	.354
1999	<i>Mark Teixeira</i>	13	65	.387
2016	Matt Gonzalez	11	54	.378
2024	Drew Burress	25	67	.381

\* denotes is/was school record

*italics indicates member of College Baseball Hall of Fame*

## ACTIVE NCAA D1 CAREER SLUGGING % LEADERS

Rank	Player	School	Class	Slug %
1	<b>Drew Burress</b>	<b>Georgia Tech</b>	<b>Soph.</b>	<b>.757</b>
2	John Bay	Austin Peay	Sr.	.740
3	Daniel Cuvet	Miami (Fla.)	Soph.	.723
4	Grant Jay	Dallas Baptist	Jr.	.712
5	Cooper Torres	ETSU	Sr.	.704
6	Nolan Schubart	Oklahoma St.	Jr.	.703
7	Cider Canon	Davidson	So.	.691
8	Jared Jones	LSU	Jr.	.689
9	Mason Neville	Oregon	Jr.	.685
10	Ethan Ott	New Mexico	Sr.	.681

\* minimum of 250 career ABs


## ACTIVE NCAA CAREER SLUGGING % LEADERS - All Divisions

Rank	Player	School	Div.	Slug %
1	Mackenzie Wainwright	Lenoir-Rhyne	2	.863
2	Adam Paniagua	Regis (Colo.)	2	.847
3	Adam Cootway	Wisc-Whitewater	3	.791
4	Andrew Mazzone	Claremont-M-S	3	.786
5	Brevin McCool	Lubbock Christian	2	.773
5	Andrew Graham	MSU Denver	2	.773
7	Liam Daly	Purchase	3	.763
8	Jesse Velders	MSU Denver	2	.762
9	Ben Lea	East Tex. Baptist	3	.760
10	<b>Drew Burress</b>	<b>Georgia Tech</b>	<b>1</b>	<b>.757</b>

\* minimum of 250 career ABs

**2025 RECORD BREAKDOWN**

	<b>ACC</b>	<b>Overall</b>
Overall	19-11	39-16
Home	9-6	26-9
Road	9-5	13-6
Neutral	0-0	0-1
Day Games	15-5	27-7
Night Games (6 p.m. or later)	4-6	12-9
Yellow Jackets Score First	15-3	26-4
Opponent Scores First	4-8	12-12
Yellow Jackets Score in 1st inning	10-5	21-6
Walk-off Victories	1-0	3-0
As a Ranked Team (All Polls)	8-7	10-10
Vs. Ranked Team (All Polls)	5-4	5-7
Vs. LHP (starter)	6-6	16-7
Vs. RHP (starter)	13-5	23-9
Yellow Jacket Starter 6+ IP	4-2	6-2
Yellow Jacket Starter 7+ IP	1-1	2-1
Yellow Jacket Starter 8+ IP	0-0	0-0
Hitting A Home Run	12-6	30-8
Not Hitting A Home Run	7-5	9-8
Out Hit Opponent	16-1	33-3
Get Out Hit By Opponent	3-8	6-11
Equal Number of Hits	0-2	0-2
February	0-0	8-2
March	8-4	14-4
April	7-5	8-8
May	4-2	9-2
June	0-0	0-0
Monday	0-0	0-1
Tuesday	0-0	6-3
Wednesday	0-0	3-0
Thursday	1-0	1-0
Friday	5-5	9-5
Saturday	7-4	9-5
Sunday	7-2	11-2
One-Run Games	5-2	7-4
Two-Run Games	2-3	5-4
Three-Run Games	1-2	3-3
Four+ Run Games	11-4	24-5
Leading After 6	13-0	30-3
Trailing After 6	3-10	4-12
Tied After 6	3-1	5-1
Leading After 7	13-0	24-2
Trailing After 7	2-10	3-11
Tied After 7	2-1	2-1
Leading After 8	11-1	23-1
Trailing After 8	2-8	3-13
Tied After 8	1-0	1-0
Shutouts	1-1	2-1
Extra Innings	1-0	1-0
Score 0-5 Runs	3-8	8-11
Score 6-9 Runs	8-2	11-4
Score 10+ Runs	8-1	20-1
Allow 0-5 Runs	13-2	31-5
Allow 6+ Runs	5-9	8-11
Commit 0 Errors	6-3	13-7
Commit 1 Error	8-3	15-4
Commit 2+ Errors	5-5	11-5

**HALL OF FAME COACH**

- **Danny Hall** is in his 32nd season at Georgia Tech and his 38th overall as a head coach in 2025. He is the winningest baseball coach in Tech history with 1,236 wins.
- Hall, who won his 1,400th career game on April 14, 2024 and his 1,200th win at Georgia Tech on May 12, 2024, stands second among active Division I coaches in career victories entering the 2025 season.
- Prior to the 2024 season, Hall was named to the ABCA Hall of Fame.
- In his career – both as an assistant and head coach – Hall has been part of over 1,600 victories and seven trips to the College World Series.
- Hall has led Tech to the NCAA Tournament on 22 occasions and guided the Jackets to the NCAA College World Series in 1994, 2002 and 2006 -- the program's only three berths.
- He announced on March 27th that 2025 will be his final year on The Flats. Closing the book on one of the greatest careers in college baseball history

**HALL BY THE NUMBERS**

<b>1,450</b>	Career wins as a head coach
<b>1,242</b>	Wins at Georgia Tech
<b>163</b>	Total draft picks coached at Tech
<b>150</b>	All-ACC honors
<b>121</b>	All-American selections by 46 GT players
<b>52</b>	Tech's school record for wins set in 2002
<b>29</b>	Freshman all-Americans
<b>22</b>	NCAA Regional appearances at Tech
<b>18</b>	Top-two ACC offensive finishes
<b>19</b>	Academic all-America honors by GT players
<b>15</b>	Yellow Jackets drafted in the first round
<b>8</b>	ACC regular season/division titles ('97, '00, '04, '05, '11, '19, '21)
<b>6</b>	NCAA Super Regional appearances at Tech
<b>5</b>	ACC tournament titles (2000, 2003, 2005, 2012, 2014)
<b>5</b>	ACC Coach of the Year Awards - 2nd most all-time

**WINNINGEST ACTIVE DIVISION I BASEBALL COACHES**

<b>Name</b>	<b>Seasons</b>	<b>Current School</b>	<b>At School Since</b>	<b>Wins</b>	<b>Losses</b>	<b>Ties</b>	<b>Win %</b>
Paul Mainieri	40	South Carolina	2025	1533	805	7	.655
<b>Danny Hall</b>	<b>38</b>	<b>Georgia Tech</b>	<b>1994</b>	<b>1450</b>	<b>790</b>	<b>1</b>	<b>.647</b>
Dave Van Horn	32	Arkansas	2003	1297	637	0	.671
Elliott Avent	37	NC State	1996	1293	844	2	.605
Rich Hill	38	Hawaii	2022	1206	817	4	.596
Steve Owens	34	Rutgers	2020	1075	605	3	.640
Rick Heller	38	Iowa	2014	1073	798	6	.573
Tim Corbin	29	Vanderbilt	2003	1066	597	1	.641
Mike Bianco	28	Ole Miss	2001	1043	632	1	.623
Rich Maloney	30	Ball St.	2013	1023	666	2	.606

Coach Hall's .647 win percentage is 14th among the 142 head coaches across Division I with a minimum of 10 seasons coached

The 10 coaches listed above are the only active coaches with 1,000 career wins in Division I



**TEAM GAME HIGHS****Batting**

At bats.....	41 - at Notre Dame (March 21)
Runs scored.....	21 - vs Mercer (April 1)
Hits.....	19 - vs Clemson (March 29)
RBIs.....	19 - vs Mercer (April 1)
Doubles.....	7 - vs Marshall (Feb 23)
.....	7 - vs Western Michigan (Mar 02)
Triples.....	1 - (12 times)
Home runs.....	6 - vs Clemson (March 29)
Total bases.....	41 - vs Clemson (March 29)
Walks.....	12 - at Notre Dame (March 21)
Strikeouts.....	15 - at Auburn (April 22)
Sac hits.....	3 - vs Old Dominion (Feb 14)
Sac flies.....	3 - vs. Cal (April 12)
Stolen bases.....	6 - vs West Georgia (Feb 26)
.....	6 - at Virginia Tech (Mar 07)
Hit by pitch.....	4 - vs Marshall (Feb 22)
.....	4 - vs Marshall (Feb 23)
.....	4 - vs Western Michigan (Mar 02)
Caught stealing.....	1 - (11 times)
.....	1 - vs Western Michigan (Mar 02)
Runners LOB.....	14 - vs Marshall (Feb 22)
Hit into DP.....	3 - vs. Cal (April 13)
.....	3 - at Miami (April 19)

**Fielding**

Putouts.....	30 - vs. Virginia (April 27)
Assists.....	15 - vs Marshall (Feb 23)
.....	15 - at Mercer (May 7)
Errors.....	3 - vs Clemson (March 29)
.....	3 - at Miami (April 18)
Passed balls.....	3 - vs. Gardner-Webb (Mar 18)
DPs turned.....	3 at Stanford (April 5)
.....	3 vs. Georgia (April 15)

**Pitching**

Innings pitched.....	10.0 - vs. Virginia (April 27)
Runs allowed.....	16 - vs Louisville (May 9)
Walks allowed.....	10 - vs Auburn (April 8)
.....	10 - at Duke (May 15)
Strikeouts.....	18 - vs Clemson (March 29)
Hits allowed.....	16 - vs Marshall (Feb 24)
.....	16 - vs. Virginia (April 25)
Doubles allowed.....	6 - at Duke (May 16)
Triples allowed.....	1 (5 times)
Homers allowed.....	4 - vs Marshall (Feb 24)
Wild pitches.....	2 - (7 times)
Hit batters.....	8 - vs Marshall (Feb 23)

**INDIVIDUAL GAME HIGHS****Batting**

At bats: .....	6 - Kyle Lodise at Virginia Tech (Mar 09)
Runs scored: .....	5 - Caleb Daniel at Notre Dame (March 21)
Hits: .....	4 - Kyle Lodise at Notre Dame (March 21)
.....	4 - Caleb Daniel at Notre Dame (March 21)
.....	4 - Kyle Lodise vs. Clemson (March 29)
.....	4 - Caleb Daniel vs. Mercer (April 1)
.....	4 - Alex Hernandez vs. Cal (April 11)
.....	4- Drew Burress at Duke (May 15)
.....	4- Drew Burress at Duke (May 17)
RBIs: .....	6 - Alex Hernandez vs Pitt (March 16)
.....	6 - Kyle Lodise vs. Clemson (March 29)
Doubles: .....	2 - (14 times)
Triples: .....	1 - (12 times)
Home runs: .....	3 - Kyle Lodise at Notre Dame (March 21)
Total bases: .....	15 - Kyle Lodise at Notre Dame (March 21)
Walks: .....	4 - Alex Hernandez at Notre Dame (March 21)
Strikeouts: .....	4 - Caleb Daniel vs. Clemson (March 29)
Sac hits: .....	1 - (17 times)
Sac flies: .....	1 - (39 times)
Stolen bases: .....	3 - Vahn Lackey vs Western Carolina (May 4)
Hit by pitch: .....	2 - Vahn Lackey vs Marshall (Feb 23)
Caught stealing:.....	1 - (11 times)
Runners LOB: .....	5 - Alex Hernandez vs W. Michigan (Mar 02)
.....	5 - Parker Brosius at Notre Dame (March 21)
.....	5 - Tyler Neises at Stanford (April 6)

**Fielding**

Putouts: .....	18 - Vahn Lackey vs Clemson (March 29)
Assists: .....	8 - Kyle Lodise at Mercer (May 7)
Errors: .....	2 - Carson Kerce at Stanford (April 4)
.....	2 - Alex Hernandez at Miami (April 18)
Passed balls: .....	2 - Drew Rogers vs Western Michigan (Feb 28)
.....	2 - Drew Rogers vs. Gardner-Webb (March 18)

**Pitching**

Innings pitched: .....	7.2 - Connor Chicoli at Mercer (May 7)
Runs allowed: .....	8 - Tate McKee vs Louisville (May 9)
Earned runs: .....	7 - Tate McKee vs Louisville (May 9)
Walks allowed: .....	8 - Tate McKee at Duke (May 15)
Strikeouts: .....	10 - Tate McKee vs Western Michigan (Feb 28)
Hits allowed: .....	8 - Brady Jones vs. Virginia (April 26)
Doubles allowed: .....	3 - Brady Jones vs. Cal (April 12)
Triples allowed: .....	1 - (5 times)
Homers allowed: .....	3 - Tate McKee vs Louisville (May 9)
Wild pitches: ....	2 - Kayden Campbell vs Western Michigan (March 2)
.....	2 - Jaylen Paden vs Virginia (April 27)
Hit batters: .....	5 - Riley Stanford vs Marshall (Feb 23)

**BIG INNINGS BREAKDOWN**

- Georgia Tech has been prone to devastating innings this season, scoring five or more runs in 20 innings this year.
- The Jackets are 17-1 this year when scoring 5 or more runs in an inning.
- The 10-run 4th inning against No. 3 Clemson was the 37th double-digit inning in program history and the first since scoring 12 against Long Island in 2023.

OPPONENT	DATE	INNING	RUNS SCORED	H	2B	3B	HR	RBI	BB	SCORE BEFORE INNING	SCORE AFTER INNING	FINAL
Old Dominion	2/15	9th	7	3	0	0	1 (Grand Slam)	7	3	0-3	7-3	7-3
Marshall	2/21	2nd	5	5	2	0	1 (Grand Slam)	5	1	3-0	8-0	12-1 (7)
West Georgia	2/26	7th	6	7	2	0	1 (3-run HR)	6	2	8-7	14-7	16-7
Western Michigan	2/28	2nd	6	5	1	0	2 (3-run & 2-run)	6	1	2-0	8-0	16-4
Western Michigan	2/28	6th	6	7	2	0	1 (3-run HR)	6	2 + HBP	8-4	14-4	16-4
Western Michigan	3/1	6th	9	9	1	0	1 (2-run HR)	9	1 + HBP	5-1	14-1	14-1 (7)
Western Michigan	3/2	2nd	5	3	1	0	0	3	1 + HBP	0-1	5-1	13-3 (7)
Kennesaw State	3/4	6th	5	3	0	0	1 (2-run HR)	5	2	6-4	11-4	11-4
Gardner-Webb	3/18	3rd	5	4	1	0	0	4	2	6-2	11-2	14-6
at Notre Dame	3/22	2nd	5	6	2	1	1 (2-run HR)	5	0	0-0	5-0	9-5
Kennesaw State	3/25	6th	9	6	1	0	1 (Grand Slam)	8	4	5-3	14-3	15-4 (7)
#3 Clemson	3/29	4th	10	11	3	0	4 (3-run, solo, 3-run & solo)	10	1	3-0	13-0	18-2 (7)
Mercer	4/1	1st	8	3	2	1	0	7	3 + HBP	0-0	8-0	21-5 (7)
Mercer	4/1	6th	9	6	2	0	1 (2-run HR)	9	3 + HBP	12-3	21-3	21-5 (7)
at Stanford	4/6	7th	9	7	0	1	2 (3-run & Grand Slam)	9	3	9-1	18-1	18-2 (7)
#9 Auburn	4/8	6th	6	6	1	1	1 (2-run HR)	6	1 + HBP	1-5	7-5	L, 8-9
California	4/12	8th	5	2	0	0	0	5	5 + HBP	10-5	15-5	15-5 (8)
Western Carolina	5/2	3rd	5	5	0	0	0	5	1	1-2	6-2	13-5
Georgia Southern	5/6	4th	5	3	1	0	2 (2-run & 3-run)	5	2	3-2	8-2	8-5
at #20 Duke	5/15	7th	5	6	1	0	0	5	HBP	2-4	7-4	7-6

## STARTERS

## STARTING PITCHERS GAME-BY-GAME

## STARTING PITCHER RECORDS

PITCHER	2025 Starts	2025 Record	GT Career Record
Tate McKee	14	6-3	9-5
Brady Jones	14	7-2	7-2
Riley Stanford	7	0-0	0-0
Caden Spivey	5	1-1	1-1
Connor Chicoli	5	1-1	1-1
Jaylen Paden	4	1-1	1-1
Sam Swygert	3	1-0	1-0
Alex Hernandez	1	0-0	0-0
Brett Barfield	1	0-0	0-0
Carson Ballard	1	0-0	2-2

\* CAREER RECORD IS RECORD AS A STARTER (NOT OVERALL)

Tech set a program record this season, going 37 games without recording a loss from a starting pitcher. That streak was snapped on Friday, April 18 when McKee threw a season-high 7.0 innings in a tough-luck loss.

Against Western Carolina, all three starters recorded wins, marking the first time that's happened over a three-game series since 2020 vs. Ohio State.

PITCHER	DATE	OPPONENT	DEC.	IP	H	R	ER	BB	SO	NP	SCORE W/LEFT	FINAL
Tate McKee	2/14	Old Dominion	ND	5.0	2	1	0	2	3	72	1-1	W, 3-2
Brady Jones	2/15	Old Dominion	ND	0.0	1	3	3	3	0	22	0-3	W, 7-3
Riley Stanford	2/16	Old Dominion	ND	4.0	5	1	1	1	5	68	0-1	W, 7-4
Connor Chicoli	2/18	at GASO	ND	2.0	5	3	3	0	0	30	1-3	W, 5-3
Tate McKee	2/21	Marshall	WIN	5.0	3	1	1	2	6	75	9-1	W, 12-1
Brady Jones	2/22	Marshall	ND	5.0	1	1	1	2	7	70	1-1	L, 2-4
Riley Stanford	2/23	Marshall	ND	4.0	2	3	1	2	3	76	5-3	W, 11-6
Caden Spivey	2/24	Marshall	ND	3.0	2	2	2	2	3	61	5-2	L, 8-12
Connor Chicoli	2/26	West Georgia	ND	4.0	6	3	3	0	3	57	5-3	W, 16-7
Tate McKee	2/28	Western Michigan	WIN	5.0	7	3	3	2	10	85	8-4	W, 16-4
Brady Jones	3/1	Western Michigan	WIN	5.0	3	1	0	3	9	89	5-1	W, 14-1
Riley Stanford	3/2	Western Michigan	ND	4.0	7	3	3	5	6	98	8-3	W, 13-3
Caden Spivey	3/4	Kennesaw State	ND	1.1	4	4	3	2	3	42	2-4	W, 11-4
Tate McKee	3/7	at Virginia Tech	ND	4.1	4	3	2	2	7	97	2-3	W, 4-3
Brady Jones	3/8	at Virginia Tech	ND	2.0	1	3	3	4	2	51	1-3	L, 5-8
Riley Stanford	3/9	at Virginia Tech	ND	3.0	4	5	4	4	3	52	6-5	W, 8-6
Connor Chicoli	3/11	vs. Georgia St.	ND	4.0	2	0	0	2	2	71	2-0	W, 4-2
Tate McKee	3/14	vs. Pitt	WIN	6.0	2	1	1	2	6	94	7-1	W, 10-1
Brady Jones	3/15	vs. Pitt	WIN	4.0	5	0	0	3	3	74	2-0	W, 11-1
Riley Stanford	3/16	vs. Pitt	ND	3.1	2	3	3	2	4	62	6-3	L, 10-12
Alex Hernandez	3/18	vs. Gardner-Webb	ND	3.0	1	2	2	1	0	39	11-2	W, 14-6
Tate McKee	3/21	at Notre Dame	WIN	5.0	5	3	3	1	7	101	13-3	W, 18-7
Brady Jones	3/22	at Notre Dame	ND	2.1	4	3	2	2	5	54	5-3	W, 9-5
Riley Stanford	3/23	at Notre Dame	ND	3.0	2	2	1	1	3	57	2-2	W, 10-2
Sam Swygert	3/25	at Kennesaw St.	ND	1.0	1	1	1	0	1	15	1-1	W, 15-4
Tate McKee	3/28	vs. Clemson	ND	5.0	7	5	3	1	6	101	5-5	L, 7-9
Brady Jones	3/29	vs. Clemson	WIN	5.0	3	1	0	4	6	96	13-1	W, 18-2
Riley Stanford	3/29	vs. Clemson	ND	2.0	5	2	2	1	4	40	0-2	L, 3-4
Sam Swygert	4/1	vs. Mercer	WIN	3.0	1	0	0	0	2	43	10-0	W, 21-5
Tate McKee	4/4	at Stanford	ND	4.0	6	5	3	2	4	77	4-5	W, 8-6
Brady Jones	4/5	at Stanford	ND	5.1	5	2	2	2	2	81	2-2	W, 10-3
Caden Spivey	4/6	at Stanford	WIN	5.0	6	1	1	1	1	58	5-1	W, 18-2
Sam Swygert	4/8	vs. Auburn	ND	1.0	2	4	4	1	0	31	0-4	L, 8-9
Tate McKee	4/11	vs. Cal	WIN	5.2	3	2	2	3	6	103	6-2	W, 8-5
Brady Jones	4/12	vs. Cal	WIN	6.0	6	4	4	2	7	99	10-4	W, 15-5
Caden Spivey	4/13	vs. Cal	ND	5.0	4	1	1	3	2	83	2-1	W, 4-3
Brett Barfield	4/15	vs. Georgia	ND	0.1	2	2	2	2	0	22	0-2	L, 2-5
Tate McKee	4/18	at Miami	LOSS	7.0	7	4	2	2	4	97	1-4	L, 2-4
Brady Jones	4/19	at Miami	LOSS	5.0	7	5	5	1	4	85	0-5	L, 2-7
Caden Spivey	4/20	at Miami	LOSS	2.0	6	5	5	1	0	45	0-5	L, 2-10
Jaylen Paden	4/22	at Auburn	LOSS	1.2	1	1	1	5	4	55	0-1	L, 0-1
Tate McKee	4/25	vs. Virginia	LOSS	3.1	4	5	5	4	2	67	3-5	L, 9-12
Brady Jones	4/26	vs. Virginia	LOSS	6.1	8	4	4	2	6	89	1-4	L, 5-6
Jaylen Paden	4/27	vs. Virginia	ND	5.0	3	4	3	1	4	82	1-4	W, 7-6
Tate McKee	5/2	vs. Western Carolina	WIN	5.0	7	4	4	2	4	94	8-4	W, 13-5
Brady Jones	5/3	vs. Western Carolina	WIN	6.0	4	1	1	2	9	96	2-1	W, 4-2
Jaylen Paden	5/4	vs. Western Carolina	WIN	5.0	2	0	0	1	8	71	9-0	W, 13-0
Carson Ballard	5/6	vs. Georgia Southern	ND	2.0	4	2	2	0	3	37	2-2	W, 8-2
Connor Chicoli	5/7	at Mercer	WIN	7.2	7	2	2	0	4	92	4-2	W, 4-3
Tate McKee	5/9	vs. Louisville	LOSS	1.1	7	8	7	2	0	45	0-8	L, 2-16
Brady Jones	5/11	vs. Louisville	WIN	7.0	1	0	0	3	5	96	6-0	W, 6-0
Jaylen Paden	5/11	vs. Louisville	ND	6.0	0	0	0	3	3	93	1-0	W, 2-1
Tate McKee	5/15	at Duke	ND	5.0	3	4	4	8	2	94	2-4	W, 7-6
Connor Chicoli	5/16	at Duke	LOSS	0.2	4	5	5	1	0	20	1-5	L, 4-14
Brady Jones	5/17	at Duke	WIN	5.0	4	2	2	2	3	96	4-2	W, 8-2



**BULLPEN GAME-BY-GAME**

OPPONENT	DATE	W-L-S	PITCHERS	INN.	IP	H	R-ER	BB-SO
Old Dominion	Feb. 14	1-0-0	Ballard, Paden (W)	6th	4.0	4	1-1	0-7
Old Dominion	Feb. 15	1-0-0	Gaudette, Spivey, Swygert, Barfield, McMullen, Royer (W)	1st	9.0	3	0-0	4-16
Old Dominion	Feb. 16	1-0-1	Bursema, Campbell (W), Evans, Hernandez (SV)	5th	5.0	4	3-3	4-9
at GASO	Feb. 18	1-0-1	Patel (W), Gaudette, Paden (SV)	3rd	7.0	2	0-0	1-12
Marshall	Feb. 21	0-0-0	Swygert, Campbell	6th	2.0	1	0-0	0-2
Marshall	Feb. 22	0-1-0	Ballard, Gaudette, McMullen	6th	4.0	4	3-3	2-4
Marshall	Feb. 23	1-0-0	Bursema, Patel (W), Royer, Lankie, Johnson	5th	5.0	6	3-3	2-4
Marshall	Feb. 24	0-1-0	Swygert, Gaudette, Hernandez, Campbell, Musci, Barfield	4th	6.0	14	10-10	3-7
West Georgia	Feb. 26	1-0-0	Barfield, Royer, Patel, Johnson, McKelvey	5th	5.0	8	4-4	1-5
Western Michigan	Feb. 28	0-0-1	Bursema, Gaudette, Ballard (SV)	6th	4.0	1	1-1	0-3
Western Michigan	March 1	0-0-0	Swygert, Paden	6th	2.0	2	0-0	1-2
Western Michigan	March 2	1-0-0	McMullen (W), Campbell	5th	3.0	2	0-0	1-4
Kennesaw State	March 4	1-0-0	Patel (W), Gaudette, Swygert, Hernandez, Royer	2nd	7.2	6	0-0	1-9
at Virginia Tech	March 7	1-0-0	Patel (W)	5th	4.2	0	0-0	1-2
at Virginia Tech	March 8	0-1-0	Ballard (L), Swygert, Cambell, Gaudette	3rd	7.0	8	5-5	0-5
at Virginia Tech	March 9	1-0-1	Paden, Spivey (W), Barfield, McMullen (SV)	4th	6.0	3	1-1	3-6
vs. Georgia St	March 11	1-0-0	McMullen, Swygert, Ballard, Barfield, Patel (W)	5th	5.0	1	4-2	4-0
vs. Pitt	March 14	0-0-0	Spivey, Royer	7th	3.0	1	0-0	3-4
vs. Pitt	March 15	0-0-1	Patel (SV)	5th	3.0	3	1-1	1-4
vs. Pitt	March 16	0-1-0	Gaudette, Barfield, Swygert (L), Campbell, McMullen, McKelvey, Chicoli	4th	5.2	11	9-9	5-5
vs. Gardner-Webb	March 18	1-0-0	Johnson (W), Royer, Evans, Lankie, Ballard	4th	6.0	6	4-1	2-12
at Notre Dame	March 21	0-0-1	Johnson, Barfield (SV)	6th	3.0	5	4-4	0-5
at Notre Dame	March 22	1-0-0	Patel (W)	3rd	6.2	4	2-1	0-7
at Notre Dame	March 23	1-0-0	Gaudette, Paden (W), Spivey	4th	6.0	4	0-0	2-11
at Kennesaw St.	March 25	1-0-0	Ballard (W), Campbell, Royer, Lankie	2nd	6.0	5	3-3	3-9
vs. Clemson	March 28	0-1-0	Patel (L)	6th	4.0	4	4-3	2-4
vs. Clemson	March 29	0-0-0	Lankie, Chicoli	6th	2.0	1	1-1	1-2
vs. Clemson	March 29	0-1-0	Paden, Spivey, Barfield, Gaudette, Campbell, Ballard	3rd	7.0	4	2-1	7-14
vs. Mercer	April 1	0-0-0	Chicoli, Campbell, Gaudette, Stanford, Barfield, McMullen	4th	4.0	3	5-4	2-5
at Stanford	April 4	1-0-0	Campbell, Patel (W)	5th	5.0	6	1-1	1-7
at Stanford	April 5	1-0-0	Paden (W)	6th	3.2	6	1-1	1-1
at Stanford	April 6	0-0-0	Chicoli, Royer, Barfield	6th	2.0	2	1-1	1-2
vs. Auburn	April 8	0-1-0	Barfield, Stanford, Ballard, Campbell, Chicoli, Lankie (L), Gaudette	2nd	8.0	5	5-5	9-10
vs. Cal	April 11	0-0-1	Patel (SV)	6th	3.1	4	3-3	0-3
vs. Cal	April 12	0-0-0	Ballard, Gaudette, Barfield	7th	2.0	0	1-1	2-2
vs. Cal	April 13	0-0-1	Paden, Patel (SV)	6th	4.0	6	2-2	1-1
vs. Georgia	April 15	0-1-0	Ballard (L), Bursema, Chicoli	1st	7.2	8	3-3	2-9
at Miami	April 18	0-0-0	Barfield	8th	1.0	0	0-0	1-1
at Miami	April 19	0-0-0	Campbell, Bursema, Blakely	6th	3.0	5	2-2	0-2
at Miami	April 20	0-0-0	Patel, Swygert, Lankie, Shouse	3rd	6.0	4	5-3	4-5
at Auburn	April 22	0-0-0	Barfield, Ballard, Campbell, Chicoli	2nd	7.1	4	0-0	1-5
vs. Virginia	April 25	0-0-0	Barfield, Chicoli, Patel, Lankie, Blakely	4th	5.2	12	7-7	2-2
vs. Virginia	April 26	0-0-0	Campbell, Ballard	7th	2.2	5	2-2	0-2
vs. Virginia	April 27	1-0-0	Spivey, Patel (W)	6th	5.0	3	2-2	3-6
vs. Western Carolina	May 2	0-0-0	Spivey, Blakely, Shouse	6th	4.0	2	1-1	4-5
vs. Western Carolina	May 3	0-0-1	Patel (SV)	7th	3.0	3	1-1	2-4
vs. Western Carolina	May 4	0-0-0	Bursema, Hernandez	6th	2.0	0	0-0	1-1
vs. Georgia Southern	May 6	1-0-1	Campbell (W), Lankie, Barfield, Spivey, Patel (SV)	3rd	7.0	8	3-2	2-7
at Mercer	May 7	0-0-1	Blakely, Hernandez (SV)	8th	1.1	3	1-1	0-0
vs. Louisville	May 9	0-0-0	Shouse, Johnson, McKelvey, Swygert, Bursema	2nd	5.2	8	8-8	9-3
vs. Louisville	May 11	0-0-0	NONE					
vs. Louisville	May 11	1-0-0	Patel (W)	7th	3.0	1	1-1	0-1
at Duke	May 15	1-0-0	Barfield, Patel (W)	6th	4.0	5	2-2	2-5
at Duke	May 16	0-0-0	Ballard, Campbell, Blakely, Swygert, McKelvey, Stanford	1st	5.1	7	9-9	8-4
at Duke	May 17	0-0-1	Paden (SV)	6th	4.0	2	0-0	4-3

**STARTING PITCHER STATS**

Player	era	w-l	app	gs	cg	sho	sv	ip	h	r	er	bb	so	2b	3b	hr	b/avg	wp	hp	bk	sfa	sha
Jaylen Paden	2.04	1-1	4	4	0	0/1	0	17.2	6	5	4	10	19	1	0	1	.107	3	2	0	1	1
Brady Jones	3.80	7-2	14	14	1	1/0	0	64.0	53	30	27	35	68	10	0	6	.227	2	13	0	3	5
Tate McKee	5.40	6-3	14	14	0	0/0	0	66.2	67	49	40	35	67	12	3	11	.262	1	5	1	3	5
Riley Stanford	5.79	0-0	7	7	0	0/0	0	23.1	27	19	15	16	28	5	0	5	.300	0	9	0	0	3
Alex Hernandez	6.00	0-0	1	1	0	0/0	0	3.0	1	2	2	1	0	0	0	1	.111	0	1	0	0	0
Connor Chicoli	6.38	1-1	5	5	0	0/0	0	18.1	24	13	13	3	9	6	0	3	.333	0	0	0	1	2
Caden Spivey	6.61	1-1	5	5	0	0/0	0	16.1	22	13	12	9	9	3	1	1	.328	2	1	0	1	1
Sam Swygert	9.00	1-0	3	3	0	0/0	0	5.0	5	5	5	1	3	1	0	2	.238	1	1	0	0	0
Carson Ballard	9.00	0-0	1	1	0	0/0	0	2.0	4	2	2	0	3	1	0	2	.400	0	0	0	0	0
Brett Barfield	54.00	0-0	1	1	0	0/0	0	0.1	2	2	2	2	0	0	0	0	.667	0	1	0	0	0
Totals	5.07	17-8	55	55	1	2/1	0	216.2	211	140	122	112	206	39	4	32	.258	9	33	1	9	17

**BULLPEN STATS**

Player	era	w-l	app	gs	cg	sho	sv	ip	h	r	er	bb	so	2b	3b	hr	b/avg	wp	hp	bk	sfa	sha
Riley Stanford	0.00	0-0	3	0	0	0/0	0	2.1	1	1	0	2	2	0	0	0	.125	0	1	0	0	0
Caden Spivey	1.17	1-0	8	0	0	0/0	0	15.1	8	3	2	12	21	0	0	1	.151	0	2	0	0	1
Jaylen Paden	1.48	4-0	9	0	0	0/0	2	24.1	19	4	4	14	29	2	0	0	.226	2	4	0	1	1
Mason Patel	2.85	11-1	19	0	0	0/0	5	60.0	45	21	19	12	57	8	1	6	.207	2	5	0	2	2
Cooper McMullen	3.68	1-0	7	0	0	0/0	1	7.1	4	3	3	6	5	1	0	1	.174	0	1	0	0	1
Brett Barfield	3.75	0-0	17	0	0	0/0	1	12.0	10	6	5	6	13	1	0	3	.217	0	3	0	0	0
Kayden Campbell	3.94	2-0	16	0	0	0/0	0	16.0	17	7	7	8	23	3	0	2	.262	3	5	0	0	1
Connor Chicoli	4.00	0-0	8	0	0	0/0	0	9.0	9	4	4	2	7	1	0	1	.273	1	2	0	1	0
Sam Swygert	5.27	0-1	11	0	0	0/0	0	13.2	15	10	8	7	14	5	0	2	.263	1	2	0	1	0
Carson Ballard	5.40	1-3	14	0	0	0/0	1	28.1	30	17	17	5	29	9	0	4	.273	1	4	0	1	0
Adam McKelvey	6.00	0-0	4	0	0	0/0	0	3.0	3	2	2	1	2	1	0	0	.273	0	0	0	0	0
Jake Lankie	6.10	0-1	8	0	0	0/0	0	10.1	13	7	7	4	12	3	0	1	.325	0	1	0	2	1
Alex Hernandez	6.23	0-1	5	0	0	0/1	2	4.1	3	3	3	2	3	0	0	1	.188	0	0	0	0	0
Cole Royer	6.75	1-0	8	0	0	0/0	0	6.2	11	5	5	5	9	2	0	0	.393	4	3	0	1	0
Caden Gaudette	6.92	0-1	13	0	0	0/0	0	13.0	15	10	10	7	20	3	0	2	.294	0	2	0	2	1
Porter Buursema	7.04	0-0	7	0	0	0/1	0	7.2	7	6	6	6	10	2	0	0	.241	0	4	0	1	0
Connor Shouse	9.00	0-0	3	0	0	0/0	0	3.0	2	3	3	5	4	0	0	0	.200	1	0	0	0	0
Jackson Blakely	9.64	0-0	5	0	0	0/0	0	4.2	7	5	5	4	1	1	0	1	.368	1	1	0	0	1
Ryan Johnson	13.50	1-0	5	0	0	0/0	0	4.0	7	6	6	2	7	1	0	1	.368	1	3	0	0	0
Joshua Evans	13.50	0-0	2	0	0	0/0	0	0.2	2	4	1	3	1	0	0	0	.400	1	1	0	0	0
Thorpe Musci	27.00	0-0	1	0	0	0/0	0	0.2	1	2	2	1	1	0	0	1	.333	1	0	0	0	0
Totals	4.31	22-8	55	0	0	2/1	12	246.1	229	129	118	114	270	43	1	27	.247	19	44	0	12	9
Opponents	8.52	9-16	55	0	0	1/1	8	230.1	314	260	218	170	217	73	9	43	.327	33	37	3	20	10

## 2025 OVERALL STATS

**@GTBASEBALL**  
**Overall Statistics for Georgia Tech (as of May 16, 2025)**  
**(All games Sorted by Batting avg)**

Record: 39-16 Home: 26-9 Away: 13-6 Neutral: 0-1 ACC: 19-11

Player	avg	gp-gs	ab	r	h	2b	3b	hr	rbi	tb	slg%	bb	hp	so	gdp	ob%	sf	sh	sb-att	po	a	e	fld%
Kent Schmidt	.397	35-34	136	33	54	16	0	3	40	79	.581	14	4	19	2	.456	4	0	4-4	217	5	0	1.000
Vahn Lackey	.350	55-55	203	39	71	13	1	4	36	98	.483	23	8	35	6	.425	6	3	17-20	367	49	10	.977
Drew Burress	.343	55-55	210	70	72	23	1	16	57	145	.690	46	6	38	0	.470	2	0	10-11	122	2	2	.984
Alex Hernandez	.337	54-54	208	41	70	11	2	13	60	124	.596	32	2	44	9	.421	5	0	5-6	119	58	7	.962
Kyle Lodise	.328	50-50	198	61	65	20	3	14	56	133	.672	32	7	43	3	.430	5	0	12-12	63	126	5	.974
Carson Kerce	.328	55-54	180	45	59	18	0	4	38	89	.494	28	5	30	3	.420	6	3	6-9	41	104	9	.942
Caleb Daniel	.321	50-49	187	48	60	15	2	6	28	97	.519	22	5	39	2	.403	2	0	4-4	79	11	1	.989
Will Baker	.281	40-23	89	19	25	5	0	6	25	48	.539	12	0	19	1	.359	2	2	0-1	18	48	4	.943
Tyler Neises	.261	34-21	88	16	23	5	1	1	15	33	.375	16	2	20	3	.383	1	0	4-4	13	1	2	.875
John Giesler	.253	32-25	83	18	21	3	0	2	14	30	.361	11	1	26	2	.344	1	0	0-0	124	6	1	.992
Parker Brosius	.236	51-38	123	30	29	6	1	1	20	40	.325	23	7	35	1	.378	3	6	14-15	75	1	3	.962
-----																							
Nathanael Coupet	.267	14-3	15	4	4	0	0	1	8	7	.467	2	2	7	1	.400	1	0	0-0	3	0	0	1.000
Drew Rogers	.265	25-17	49	10	13	2	1	4	15	29	.592	13	4	26	0	.448	1	3	0-0	113	11	2	.984
Nathan Waugh	.237	22-9	38	12	9	2	0	1	7	14	.368	10	1	12	2	.408	0	0	0-1	0	0	0	.000
Connor Shouse	.207	22-8	29	14	6	2	0	2	8	14	.483	5	4	5	0	.395	0	0	2-2	15	0	1	.938
Joshua Evans	.000	14-0	0	2	0	0	0	0	0	0	.000	0	0	0	0	.000	0	0	0-0	5	0	0	1.000
Cooper McMullen	.000	4-0	0	1	0	0	0	0	0	0	.000	0	0	0	0	.000	0	0	0-0	0	1	0	1.000
Totals	.316	55	1836	463	581	141	12	78	427	980	.534	289	58	398	35	.418	39	17	78-89	1389	481	53	.972
Opponents	.252	55	1744	269	440	82	5	59	254	709	.407	226	77	476	33	.359	21	26	29-47	1336	450	58	.969

LOB - Team (440), Opp (441). DPs turned - Team (37), Opp (41). CI - Team (4), Lackey, V 3, Rogers, D 1. IBB - Team (3), Burress, D 3, Opp (2). Picked off - Kerce, C 2, Hernandez, A 1.

## (All games Sorted by Earned run avg)

Player	era	w-l	app	gs	cg	sho	sv	ip	h	r	er	bb	so	2b	3b	hr	b/avg	wp	hp	bk	sfa	sha
Jaylen Paden	1.71	5-1	13	4	0	0/1	2	42.0	25	9	8	24	48	3	0	1	.179	5	6	0	2	2
Mason Patel	2.85	11-1	19	0	0	0/0	5	60.0	45	21	19	12	57	8	1	6	.207	2	5	0	2	2
Brady Jones	3.80	7-2	14	14	1	1/0	0	64.0	53	30	27	35	68	10	0	6	.227	2	13	0	3	5
Tate McKee	5.40	6-3	14	14	0	0/0	0	66.2	67	49	40	35	67	12	3	11	.262	1	5	1	3	5
-----																						
Cooper McMullen	3.68	1-0	7	0	0	0/0	1	7.1	4	3	3	6	5	1	0	1	.174	0	1	0	0	1
Kayden Campbell	3.94	2-0	16	0	0	0/0	0	16.0	17	7	7	8	23	3	0	2	.262	3	5	0	0	1
Caden Spivey	3.98	2-1	13	5	0	0/0	0	31.2	30	16	14	21	30	3	1	2	.250	2	3	0	1	2
Brett Barfield	5.11	0-0	18	1	0	0/0	1	12.1	12	8	7	8	13	1	0	3	.245	0	4	0	0	0
Riley Stanford	5.26	0-0	10	7	0	0/0	0	25.2	28	20	15	18	30	5	0	5	.286	0	10	0	0	3
Connor Chicoli	5.60	1-1	13	5	0	0/0	0	27.1	33	17	17	5	16	7	0	4	.314	1	2	0	2	2
Carson Ballard	5.64	1-3	15	1	0	0/0	1	30.1	34	19	19	5	32	10	0	6	.283	1	4	0	1	0
Adam McKelvey	6.00	0-0	4	0	0	0/0	0	3.0	3	2	2	1	2	1	0	0	.273	0	0	0	0	0
Jake Lankie	6.10	0-1	8	0	0	0/0	0	10.1	13	7	7	4	12	3	0	1	.325	0	1	0	2	1
Alex Hernandez	6.14	0-1	6	1	0	0/1	2	7.1	4	5	5	3	3	0	0	2	.160	0	1	0	0	0
Sam Swygert	6.27	1-1	14	3	0	0/0	0	18.2	20	15	13	8	17	6	0	4	.256	2	3	0	1	0
Cole Royer	6.75	1-0	8	0	0	0/0	0	6.2	11	5	5	5	9	2	0	0	.393	4	3	0	1	0
Caden Gaudette	6.92	0-1	13	0	0	0/0	0	13.0	15	10	10	7	20	3	0	2	.294	0	2	0	2	1
Porter Buursema	7.04	0-0	7	0	0	0/1	0	7.2	7	6	6	6	10	2	0	0	.241	0	4	0	1	0
Connor Shouse	9.00	0-0	3	0	0	0/0	0	3.0	2	3	3	5	4	0	0	0	.200	1	0	0	0	0
Jackson Blakely	9.64	0-0	5	0	0	0/0	0	4.2	7	5	5	4	1	1	0	1	.368	1	1	0	0	1
Ryan Johnson	13.50	1-0	5	0	0	0/0	0	4.0	7	6	6	2	7	1	0	1	.368	1	3	0	0	0
Joshua Evans	13.50	0-0	2	0	0	0/0	0	0.2	2	4	1	3	1	0	0	0	.400	1	1	0	0	0
Thorpe Musci	27.00	0-0	1	0	0	0/0	0	0.2	1	2	2	1	1	0	0	1	.333	1	0	0	0	0
Totals	4.67	39-16	55	55	1	2/1	12	463.0	440	269	240	226	476	82	5	59	.252	28	77	1	21	26
Opponents	8.21	16-39	55	55	0	1/1	8	445.1	581	463	406	289	398	141	12	78	.316	57	58	4	39	17

PB - Team (10), Rogers, D 6, Lackey, V 4, Opp (15). Pickoffs - Team (3), Stanford, R 1, Paden, J 1, Lackey, V 1, Opp (3). SBA/ATT - Lackey, V (25-37), McKee, T (8-13), Rogers, D (4-10), Stanford, R (5-8), Jones, B (2-6), Patel, M (2-4), Paden, J (2-2), Ballard, C (1-2), Royer, C (0-2), Chicoli, C (2-2), Barfield, B (2-2), Gaudette, C (2-2), Hernandez, A (1-1), Spivey, C (1-1), Johnson, R (1-1), McMullen, C (0-1).



## 2025 ACC STATS

**@GTBASEBALL**  
**Conference statistics for Georgia Tech (as of May 17, 2025)**  
**(ACC games only Sorted by Batting avg)**

Record: 19-11 Home: 9-6 Away: 10-5 ACC: 19-11

Player	avg	gp-gs	ab	r	h	2b	3b	hr	rbi	tb	slg%	bb	hp	so	gdp	ob%	sf	sh	sb-att	po	a	e	fld%
Kent Schmidt	.381	15-14	63	10	24	8	0	1	14	35	.556	1	0	12	0	.385	1	0	0-0	99	3	0	1.000
Vahn Lackey	.360	30-30	114	18	41	6	0	2	22	53	.465	16	1	17	4	.433	3	1	8-11	213	26	7	.972
Alex Hernandez	.355	29-29	110	24	39	5	2	6	26	66	.600	21	0	26	6	.451	2	0	3-4	66	38	6	.945
Kyle Lodise	.351	27-27	114	29	40	10	2	10	33	84	.737	12	2	23	2	.412	3	0	4-4	40	65	1	.991
Drew Burress	.347	30-30	118	38	41	15	0	8	25	80	.678	21	4	18	0	.462	0	0	4-4	67	1	2	.971
Carson Kerce	.320	30-30	103	19	33	10	0	1	22	46	.447	16	2	20	1	.405	5	1	4-5	19	58	8	.906
Caleb Daniel	.293	30-30	116	27	34	7	2	4	23	57	.491	12	3	25	1	.368	2	0	0-0	54	0	1	.982
John Giesler	.267	24-18	60	15	16	2	0	2	10	24	.400	9	1	19	1	.366	1	0	0-0	100	4	0	1.000
Will Baker	.226	24-15	53	10	12	1	0	3	12	22	.415	6	0	12	1	.295	2	1	0-0	16	37	4	.930
Tyler Neises	.213	19-11	47	7	10	3	0	0	7	13	.277	10	1	12	3	.362	0	0	3-3	5	0	1	.833
Parker Brosius	.172	26-20	64	16	11	1	0	1	4	15	.234	12	3	17	1	.329	0	4	5-6	35	1	0	1.000
-----																							
Connor Shouse	.429	11-4	14	9	6	2	0	2	6	14	1.000	3	1	2	0	.556	0	0	0-0	11	0	0	1.000
Nathan Waugh	.250	9-2	12	3	3	0	0	0	2	3	.250	3	1	3	1	.438	0	0	0-0	0	0	0	.000
Nathanael Coupet	.250	7-3	8	3	2	0	0	1	7	5	.625	2	2	4	1	.462	1	0	0-0	2	0	0	1.000
Drew Rogers	.118	11-7	17	2	2	0	0	0	0	2	.118	5	3	9	0	.400	0	1	0-0	19	2	0	1.000
Cooper McMullen	.000	3-0	0	1	0	0	0	0	0	0	.000	0	0	0	0	.000	0	0	0-0	0	0	0	.000
Joshua Evans	.000	5-0	0	1	0	0	0	0	0	0	.000	0	0	0	0	.000	0	0	0-0	3	0	0	1.000
Totals	.310	30	1013	232	314	70	6	41	213	519	.512	149	24	219	22	.404	20	8	31-37	756	276	33	.969
Opponents	.264	30	956	168	252	46	3	39	159	421	.440	132	37	230	18	.370	13	19	16-28	748	266	27	.974

LOB - Team (234), Opp (236). DPs turned - Team (21), Opp (24). CI - Team (2), Lackey, V 2. IBB - Team (2), Burress, D 2, Opp (2). Picked off - Hernandez, A 1, Kerce, C 1.

## (ACC games only Sorted by Earned run avg)

Player	era	w-l	app	gs	cg	sho	sv	ip	h	r	er	bb	so	2b	3b	hr	b/avg	wp	hp	bks	sfa	sha
Jaylen Paden	2.01	3-0	8	2	0	0/0	1	31.1	21	8	7	16	29	2	0	1	.198	5	5	0	2	2
Mason Patel	3.98	6-1	12	0	0	0/0	3	40.2	35	20	18	8	36	6	1	6	.235	1	4	0	2	2
Brady Jones	4.12	5-2	10	10	1	1/0	0	48.0	44	24	22	25	43	9	0	5	.249	1	9	0	3	3
Tate McKee	6.17	3-3	10	10	0	0/0	0	46.2	48	40	32	27	44	7	2	9	.268	0	4	1	3	5
-----																						
Cooper McMullen	0.00	0-0	2	0	0	0/0	1	1.0	0	0	0	1	0	0	0	0	.000	0	0	0	0	0
Jake Lankie	1.59	0-0	3	0	0	0/0	0	5.2	3	1	1	3	5	0	0	1	.176	0	1	0	2	1
Caden Spivey	3.80	2-1	8	3	0	0/0	0	21.1	21	9	9	15	16	2	0	2	.263	1	0	0	0	2
Brett Barfield	5.14	0-0	9	0	0	0/0	1	7.0	8	5	4	1	9	1	0	2	.267	0	1	0	0	0
Kayden Campbell	6.14	0-0	7	0	0	0/0	0	7.1	10	5	5	4	9	3	0	1	.303	1	4	0	0	0
Riley Stanford	7.30	0-0	5	4	0	0/0	0	12.1	13	12	10	9	15	3	0	4	.271	0	2	0	0	2
Carson Ballard	7.71	0-1	5	0	0	0/0	0	7.0	9	6	6	1	6	3	0	2	.321	0	0	0	0	0
Porter Buursema	7.71	0-0	2	0	0	0/0	0	2.1	3	2	2	2	0	2	0	0	.300	0	0	0	0	0
Adam McKelvey	7.71	0-0	3	0	0	0/0	0	2.1	2	2	2	1	1	1	0	0	.222	0	0	0	0	0
Jackson Blakely	9.00	0-0	3	0	0	0/0	0	3.0	5	3	3	2	0	1	0	0	.385	0	0	0	0	1
Cole Royer	9.00	0-0	2	0	0	0/0	0	1.0	2	1	1	2	2	0	0	0	.400	2	2	0	0	0
Caden Gaudette	11.25	0-1	5	0	0	0/0	0	4.0	6	5	5	4	4	2	0	0	.375	0	1	0	0	1
Sam Swygert	12.60	0-1	5	0	0	0/0	0	5.0	7	9	7	5	6	3	0	2	.304	0	1	0	0	0
Connor Shouse	13.50	0-0	2	0	0	0/0	0	2.0	1	3	3	3	2	0	0	0	.167	0	0	0	0	0
Connor Chicoli	15.75	0-1	5	1	0	0/0	0	4.0	9	7	7	1	3	1	0	3	.450	0	0	0	1	0
Ryan Johnson	99.00	0-0	2	0	0	0/0	0	0.0	5	6	6	2	0	0	0	1	1.000	0	3	0	0	0
Totals	5.32	19-11	30	30	1	1/0	6	252.0	252	168	149	132	230	46	3	39	.264	11	37	1	13	19
Opponents	7.47	11-19	30	30	0	0/0	5	249.1	314	232	207	149	219	70	6	41	.310	26	24	3	20	8

PB - Team (3), Lackey, V 3, Opp (9). Pickoffs - Team (1), Paden, J 1, Opp (2). SBA/ATT - Lackey, V (16-27), McKee, T (4-7), Jones, B (2-6), Patel, M (2-4), Stanford, R (2-3), Ballard, C (1-2), Paden, J (2-2), Spivey, C (1-1), Rogers, D (0-1), McMullen, C (0-1), Johnson, R (1-1), Barfield, B (1-1).

## 2025 SEASON SUMMARY

**@GTBASEBALL**  
**Games Summary for Georgia Tech (as of May 20, 2025)**  
**(All games)**

Score by innings	1	2	3	4	5	6	7	8	9	EX	Total
Georgia Tech	54	63	45	44	51	88	54	29	34	1	463
Opponents	38	34	38	34	24	36	29	24	12	0	269
<b>Record when ...</b>											
Overall	39-16				After 6 leading				30-3		
Conference	19-11				..... trailing				4-12		
Non-Conference	20-5				..... tied				5-1		
Home games	26-9				After 7 leading				24-2		
Away games	13-6				..... trailing				3-11		
Neutral site	0-1				..... tied				2-1		
Day games	31-8				After 8 leading				23-1		
Night games	8-8				..... trailing				3-13		
vs Left starter	18-5				..... tied				1-0		
vs Right starter	21-11										
1-Run games	7-4				Hit 0 home runs				9-8		
2-Run games	5-4				... 1 home run				11-5		
5+Run games	22-4				... 2+ home runs				19-3		
Extra innings	1-0										
Shutouts	2-1				Opponent 0 home runs				18-1		
					..... 1 home run				16-5		
Scoring 0-2 runs	1-7				..... 2+ HRs				5-10		
..... 3-5 runs	7-4										
..... 6-9 runs	11-4				Made 0 errors				13-7		
..... 10+ runs	20-1				.... 1 error				15-4		
					.... 2+ errors				11-5		
Opponent 0-2 runs	14-1										
..... 3-5 runs	17-4				Opp. made 0 errors				11-8		
..... 6-9 runs	8-5				..... 1 error				14-6		
..... 10+ runs	0-6				..... 2+ errors				14-2		
Scored in 1st inning	22-6				Out-hit opponent				33-3		
Opp. scored in 1st	11-9				Out-hit by opponent				6-11		
Scores first	27-4				Hits are tied				0-2		
Opp. scores first	12-12										

**Record when team scores:**

Runs	0	1	2	3	4	5	6	7	8	9	10+
W-L	0-1	0-0	1-6	1-1	5-1	1-2	1-0	4-1	5-2	1-1	20-1

**Record when opponent scores:**

Runs	0	1	2	3	4	5	6	7	8	9	10+
W-L	2-0	5-1	7-0	7-0	4-3	6-1	6-1	2-1	0-1	0-2	0-6

**Record when leading after:**

Inn.	1	2	3	4	5	6	7	8
W-L	17-3	25-2	28-3	30-2	32-2	30-3	24-2	23-1

**Record when trailing after:**

Inn.	1	2	3	4	5	6	7	8
W-L	7-8	8-11	8-11	6-12	6-11	4-12	3-11	3-13

**Record when tied after:**

Inn.	1	2	3	4	5	6	7	8
W-L	15-5	6-3	3-2	3-2	1-3	5-1	2-1	1-0

Current winning streak: 1

Longest winning streak: 6

Longest losing streak: 7

Home attendance : 57660 ( 34 dates avg = 1695 )

Away attendance : 45497 ( 20 dates avg = 2274 )

Total attendance: 103157 ( 54 dates avg = 1910 )

## 2025 SITUATIONAL STATS

**@GTBASEBALL**  
**Batting Analysis for Georgia Tech (as of May 20, 2025)**  
**(All games Sorted by Player Name)**

Player	vs left			vs right			w/runners			w/bases empty			w/bases loaded			as leadoff			fly	gnd	fly/
	h	ab	avg	h	ab	avg	h	ab	avg	h	ab	avg	h	ab	avg	rch	op	pct	out	out	gnd
Will Baker	7	23	.304	18	66	.273	13	51	.255	12	38	.316	1	3	.333	6	21	.286	23	24	1.0
Parker Brosius	6	38	.158	23	85	.271	16	70	.229	13	53	.245	1	5	.200	7	26	.269	45	22	2.0
Drew Burress	27	68	.397	45	14	.317	39	10	.368	33	10	.317	5	9	.556	20	37	.541	57	40	1.4
Nathanael Coupet	2	4	.500	2	11	.182	4	9	.444	0	6	.000	2	4	.500	1	4	.250	3	2	1.5
Caleb Daniel	18	65	.277	42	12	.344	26	95	.274	34	92	.370	1	2	.500	20	40	.500	52	38	1.4
John Giesler	11	36	.306	10	47	.213	14	49	.286	7	34	.206	0	4	.000	8	17	.471	16	19	0.8
Alex Hernandez	27	82	.329	43	12	.341	43	12	.350	27	85	.318	3	8	.375	23	46	.500	44	51	0.9
Carson Kerce	22	67	.328	37	11	.327	30	97	.309	29	83	.349	2	9	.222	18	45	.400	56	42	1.3
Vahn Lackey	26	72	.361	45	13	.344	39	10	.379	32	10	.320	1	5	.200	28	68	.412	48	54	0.9
Kyle Lodise	18	65	.277	47	13	.353	28	90	.311	37	10	.343	2	7	.286	43	82	.524	57	33	1.7
Tyler Neises	3	15	.200	20	73	.274	14	56	.250	9	32	.281	2	4	.500	8	18	.444	19	23	0.8
Drew Rogers	4	19	.211	9	30	.300	6	27	.222	7	22	.318	1	3	.333	6	12	.500	5	8	0.6
Kent Schmidt	26	66	.394	28	70	.400	38	90	.422	16	46	.348	3	5	.600	8	20	.400	36	30	1.2
Connor Shouse	3	15	.200	3	14	.214	4	22	.182	2	7	.286	0	2	.000	2	6	.333	7	9	0.8
Nathan Waugh	2	19	.105	7	19	.368	7	29	.241	2	9	.222	0	0	---	4	8	.500	5	10	0.5
Totals	202	654	.309	379	118	.321	321	101	.316	260	819	.317	24	70	.343	202	450	.449	473	405	1.2
Opponents	34	130	.262	406	161	.252	202	835	.242	238	909	.262	15	68	.221	173	463	.374	418	431	1.0

Player	pinch hitting			w/runners in scoring pos			w/runner on 3rd and LT 2 out			with 2 outs			success adv runners			2- rnrns			rch	rch	kl
	h	ab	avg	h	ab	avg	rbi	op	pct	h	ab	avg	adv	op	pct	rbi	w/o	lob	err	fc	kl
Will Baker	3	8	.375	9	31	.290	6	9	.667	11	33	.333	28	60	.467	13	13	20	1	3	1
Parker Brosius	1	1	1.000	10	42	.238	7	11	.636	11	43	.256	45	93	.484	10	14	39	1	5	6
Drew Burress	0	0	---	26	60	.433	9	14	.643	25	65	.385	66	12	.541	18	13	30	5	10	13
Nathanael Coupet	3	6	.500	3	7	.429	2	3	.667	3	8	.375	6	11	.545	5	1	9	0	0	1
Caleb Daniel	1	1	1.000	12	57	.211	7	12	.583	18	67	.269	46	10	.434	7	15	44	1	5	12
John Giesler	1	4	.250	11	34	.324	2	7	.286	5	28	.179	24	55	.436	8	6	22	2	2	4
Alex Hernandez	0	0	---	28	83	.337	14	20	.700	20	72	.278	76	13	.551	19	16	55	4	8	12
Carson Kerce	0	0	---	22	59	.373	15	22	.682	20	60	.333	58	11	.500	15	20	53	3	5	5
Vahn Lackey	0	0	---	19	54	.352	15	23	.652	20	56	.357	67	12	.554	13	24	34	4	6	16
Kyle Lodise	0	0	---	18	59	.305	10	13	.769	15	50	.300	50	10	.495	19	12	39	5	6	13
Tyler Neises	1	6	.167	11	39	.282	3	5	.600	5	33	.152	28	61	.459	7	9	22	3	1	10
Drew Rogers	0	0	---	6	21	.286	4	8	.500	4	18	.222	18	38	.474	4	4	13	1	0	5
Kent Schmidt	1	1	1.000	26	59	.441	10	14	.714	16	43	.372	58	98	.592	9	18	27	1	4	7
Connor Shouse	1	5	.200	2	14	.143	1	2	.500	2	15	.133	12	26	.462	3	0	14	2	3	3
Nathan Waugh	2	8	.250	4	18	.222	2	8	.250	3	11	.273	16	32	.500	4	4	10	0	3	2
Totals	14	40	.350	207	637	.325	107	171	.626	178	602	.296	598	117	.508	154	169	440	33	61	110
Opponents	10	50	.200	125	480	.260	84	126	.667	139	567	.245	435	995	.437	71	116	441	27	53	127

Success Advancing Runners = percentage of times the batter advanced at least one runner during a plate appearance  
 #Rnrns Adv w/Out = TOTAL number of runners advanced when the player made an out



## TEAM GAME-BY-GAME - Hitting

Date	Opponent	ab	r	h	rbi	2b	3b	hr	tb	bb	ibb	sb	cs	hbp	sac	sf	gdp	k	po	a	e	lob	avg
Feb 14	OLD DOMINION	24	3	3	3	1	0	1	7	5	0	0	0	1	3	0	1	7	27	9	1	6	.125
Feb 15	OLD DOMINION	31	7	6	7	1	0	1	10	7	0	1	0	0	0	0	1	13	27	7	1	7	.164
Feb 16	OLD DOMINION	34	7	11	6	4	0	1	18	3	0	2	0	2	0	2	0	10	27	5	1	10	.225
Feb 18	at Georgia Southern	34	5	9	5	3	0	2	18	4	0	2	1	1	0	0	1	8	27	8	0	7	.236
Feb 21	MARSHALL	31	12	13	11	4	0	3	26	7	0	2	0	0	0	2	0	4	21	5	0	10	.273
Feb 22	MARSHALL	34	2	7	2	3	0	0	10	5	0	0	0	4	0	0	0	2	27	8	0	14	.261
Feb 23	MARSHALL	36	11	15	11	7	0	2	28	1	0	5	0	4	2	2	0	6	27	15	2	10	.286
Feb 24	MARSHALL	33	8	9	7	2	0	0	11	8	0	3	1	2	0	1	1	8	27	9	0	9	.284
Feb 26	WEST GEORGIA	39	16	17	15	4	1	3	32	9	0	6	0	1	0	2	0	6	27	11	0	11	.304
Feb 28	WESTERN MICHIG	38	16	15	16	3	1	4	32	4	0	1	0	2	0	0	0	5	27	9	1	4	.314
Mar 01	WESTERN MICHIG	34	14	18	14	4	0	1	25	3	0	3	0	1	0	2	0	6	21	8	1	8	.334
Mar 02	WESTERN MICHIG	30	13	14	12	7	0	1	24	5	0	3	1	4	0	1	0	4	21	8	0	9	.344
Mar 04	KENNESAW STAT	34	11	13	10	1	0	2	20	6	1	0	0	1	0	2	0	11	27	6	2	8	.347
*Mar 07	at Virginia Tech	35	4	9	4	0	0	0	9	7	0	6	1	0	0	0	0	9	27	7	2	11	.340
*Mar 08	at Virginia Tech	35	5	9	5	3	1	2	20	3	0	0	0	0	1	0	0	9	24	14	0	7	.335
*Mar 09	at Virginia Tech	35	8	11	7	3	1	0	16	7	1	2	1	2	1	1	0	10	27	10	1	11	.333
Mar 11	GEORGIA STATE	29	4	7	4	1	0	1	11	8	0	3	0	0	0	1	1	6	27	13	0	10	.329
*Mar 14	PITTSBURGH	33	10	10	9	2	0	1	15	7	0	1	0	1	1	0	0	3	27	9	0	8	.327
*Mar 15	PITTSBURGH	32	11	12	8	6	0	0	18	10	0	5	0	0	0	2	0	4	21	7	1	13	.330
*Mar 16	PITTSBURGH	37	10	12	10	4	0	4	28	3	0	1	0	3	0	1	1	11	27	12	0	7	.329
Mar 18	GARDNER-WEBB	36	14	13	11	3	0	0	16	8	0	2	0	0	0	1	0	8	27	6	2	7	.331
*Mar 21	at Notre Dame	41	18	17	18	3	1	4	34	12	0	1	0	0	0	1	1	6	24	9	1	12	.336
*Mar 22	at Notre Dame	38	9	13	9	3	1	2	24	2	0	1	0	0	0	1	1	4	27	7	2	5	.336
*Mar 23	at Notre Dame	36	10	9	6	1	0	0	10	7	0	3	0	0	1	0	0	14	27	7	2	7	.332
Mar 25	at Kennesaw State	32	15	12	13	3	0	2	21	10	0	0	0	1	1	1	0	11	21	7	0	9	.334
*Mar 28	CLEMSON	35	7	11	7	3	0	1	17	4	0	1	0	0	1	2	0	7	27	12	3	8	.333
*Mar 29	CLEMSON	36	18	19	16	4	0	6	41	7	0	0	0	2	0	0	1	5	21	7	1	9	.341
*Mar 29	CLEMSON	31	3	5	2	1	0	1	9	5	0	0	1	0	0	0	1	11	27	2	2	6	.335
Apr 01	MERCER	35	21	16	19	5	1	2	29	10	0	3	0	2	0	0	1	3	21	6	2	8	.339
*Apr 04	at Stanford	36	8	10	7	3	0	1	16	6	0	1	0	0	0	0	0	12	27	10	2	7	.337
*Apr 05	at Stanford	36	10	12	9	4	0	1	19	3	0	0	0	1	1	2	0	6	27	13	0	6	.337
*Apr 06	at Stanford	38	18	18	17	2	1	4	34	6	1	2	0	1	0	2	0	2	21	8	1	8	.342
Apr 08	AUBURN	39	8	13	8	3	1	1	21	4	0	1	0	1	0	0	1	6	27	12	0	9	.341
*Apr 11	CAL	32	8	9	8	1	0	2	16	4	0	0	0	1	1	0	0	9	27	13	2	6	.340
*Apr 12	CAL	31	15	14	15	2	0	2	22	11	0	0	0	2	0	3	1	3	24	8	0	11	.343
*Apr 13	CAL	28	4	8	4	2	0	0	10	3	0	0	0	1	0	1	3	5	27	8	0	5	.341
Apr 15	vs Georgia Bulldogs	31	2	4	2	1	0	1	8	4	0	0	0	0	0	0	0	12	24	8	0	6	.336
*Apr 18	at Miami	35	2	8	1	0	0	0	8	5	0	3	0	1	0	0	0	11	24	12	3	12	.333
*Apr 19	at Miami	32	2	7	2	2	0	0	9	2	0	1	0	1	0	0	3	10	24	8	1	6	.330
*Apr 20	at Miami	31	2	5	2	1	0	0	6	3	0	0	0	0	0	0	1	3	24	10	1	5	.326
Apr 22	at Auburn	28	0	2	0	0	0	0	2	4	0	0	0	1	0	0	1	15	24	6	1	6	.321
*Apr 25	VIRGINIA	36	9	12	9	3	0	3	24	6	0	0	1	2	0	1	1	11	27	8	2	9	.322
*Apr 26	VIRGINIA	34	5	6	5	2	0	1	11	3	0	0	0	0	0	0	0	9	27	14	1	5	.318
*Apr 27	VIRGINIA	38	7	12	7	2	0	3	23	4	0	1	0	0	0	1	1	8	30	9	1	7	.318
May 02	WESTERN CAROLI	37	13	14	12	2	1	1	21	4	0	4	0	0	1	1	0	6	27	4	2	6	.320
May 03	WESTERN CAROLI	27	4	5	3	2	0	0	7	5	0	1	1	2	0	1	2	7	27	9	2	7	.317
May 04	WESTERN CAROLI	29	13	13	12	4	1	3	28	8	0	4	1	2	0	0	1	3	21	3	1	8	.320
May 06	GEORGIA SOUTHE	35	8	11	8	2	0	3	22	5	0	1	0	2	1	0	1	5	27	8	1	11	.320
May 07	at Mercer	33	4	7	3	1	0	2	14	3	0	0	0	0	1	0	1	7	27	15	0	6	.317
*May 09	LOUISVILLE	23	2	7	2	1	1	0	10	4	0	0	0	2	0	0	4	1	21	11	2	6	.317
*May 11	LOUISVILLE	27	6	10	4	2	0	0	12	3	0	1	1	0	0	0	0	8	21	7	0	6	.318
*May 11	LOUISVILLE	27	2	6	2	2	0	0	8	5	0	0	0	1	1	1	1	8	27	10	1	9	.317
*May 15	at Duke	39	7	13	7	2	0	1	18	1	0	1	1	1	0	0	1	11	27	14	1	7	.317
*May 16	at Duke	27	4	6	3	3	0	0	9	3	0	0	0	1	0	0	0	4	18	4	0	6	.316
*May 17	at Duke	39	8	14	8	3	0	2	23	3	0	0	0	1	0	1	1	5	27	6	0	9	.316
Totals		1836	463	581	427	141	12	78	980	289	3	78	11	58	17	39	35	398	1389	481	53	440	.316

**TEAM GAME-BY-GAME - Pitching**

Date	Opponent	ip	h	r	er	bb	so	2b	3b	hr	wp	bk	hbp	dp	ibb	score	w-l	sv	era
Feb 14	OLD DOMINION	9.0	6	2	1	2	10	1	0	0	0	0	1	2	0	3-2	1-0	0	1.00
Feb 15	OLD DOMINION	9.0	4	3	3	7	16	0	0	0	0	0	2	0	0	7-3	2-0	0	2.00
Feb 16	OLD DOMINION	9.0	9	4	4	5	14	0	0	1	0	0	2	0	0	7-4	3-0	1	2.67
Feb 18	at Georgia Southern	9.0	7	3	3	1	12	2	0	1	0	0	0	0	0	5-3	4-0	2	2.75
Feb 21	MARSHALL	7.0	4	1	1	2	8	1	1	0	0	0	0	0	0	12-1	5-0	2	2.51
Feb 22	MARSHALL	9.0	5	4	4	4	11	0	0	1	0	0	1	0	0	2-4	5-1	2	2.77
Feb 23	MARSHALL	9.0	8	6	4	4	7	3	0	0	0	0	8	0	0	11-6	6-1	2	2.95
Feb 24	MARSHALL	9.0	16	12	12	5	10	3	0	4	1	0	2	0	0	8-12	6-2	2	4.11
Feb 26	WEST GEORGIA	9.0	14	7	7	1	8	3	0	1	2	0	0	1	0	16-7	7-2	2	4.44
Feb 28	WESTERN MICHIG	9.0	8	4	4	2	13	3	0	0	1	0	3	0	0	16-4	8-2	3	4.40
Mar 01	WESTERN MICHIG	7.0	5	1	0	4	11	0	0	0	1	0	1	1	0	14-1	9-2	3	4.07
Mar 02	WESTERN MICHIG	7.0	9	3	3	6	10	2	0	0	2	0	2	1	0	13-3	10-2	3	4.06
Mar 04	KENNESAW STAT	9.0	10	4	3	3	12	2	1	0	2	0	0	0	0	11-4	11-2	3	3.97
*Mar 07	at Virginia Tech	9.0	4	3	2	3	9	2	0	1	0	0	1	0	0	4-3	12-2	3	3.83
*Mar 08	at Virginia Tech	8.0	9	8	8	4	7	3	0	3	1	0	2	1	0	5-8	12-3	3	4.15
*Mar 09	at Virginia Tech	9.0	7	6	5	7	9	1	0	1	0	0	3	0	1	8-6	13-3	4	4.20
Mar 11	GEORGIA STATE	9.0	3	2	2	6	2	1	0	0	0	0	2	1	0	4-2	14-3	4	4.07
*Mar 14	PITTSBURGH	9.0	3	1	1	5	10	1	0	0	1	1	2	0	0	10-1	15-3	4	3.89
*Mar 15	PITTSBURGH	7.0	8	1	1	4	7	2	0	0	0	0	0	2	0	11-1	16-3	5	3.78
*Mar 16	PITTSBURGH	9.0	13	12	12	7	9	4	0	1	1	0	1	0	0	10-12	16-4	5	4.21
Mar 18	GARDNER-WEBB	9.0	7	6	3	3	12	1	0	1	2	0	1	1	0	14-6	17-4	5	4.15
*Mar 21	at Notre Dame	8.0	10	7	7	1	12	0	1	3	0	0	3	1	0	18-7	18-4	6	4.31
*Mar 22	at Notre Dame	9.0	8	5	3	2	12	0	0	1	0	0	1	0	0	9-5	19-4	6	4.25
*Mar 23	at Notre Dame	9.0	6	2	1	3	14	2	0	1	0	0	1	0	0	10-2	20-4	6	4.11
Mar 25	at Kennesaw State	7.0	6	4	4	3	10	3	0	1	1	0	0	1	0	15-4	21-4	6	4.14
*Mar 28	CLEMSON	9.0	11	9	6	3	10	1	0	3	0	0	2	1	0	7-9	21-5	6	4.22
*Mar 29	CLEMSON	7.0	4	2	1	5	8	0	0	1	0	0	1	1	0	18-2	22-5	6	4.13
*Mar 29	CLEMSON	9.0	9	4	2	8	18	1	0	1	1	0	1	0	0	3-4	22-6	6	4.05
Apr 01	MERCER	7.0	4	5	4	2	7	0	0	2	1	0	2	0	0	21-5	23-6	6	4.08
*Apr 04	at Stanford	9.0	12	6	4	3	11	2	1	0	0	0	0	1	0	8-6	24-6	6	4.07
*Apr 05	at Stanford	9.0	11	3	3	3	3	2	0	0	0	0	3	3	0	10-3	25-6	6	4.04
*Apr 06	at Stanford	7.0	8	2	2	2	3	0	0	0	1	0	1	2	0	18-2	26-6	6	4.00
Apr 08	AUBURN	9.0	8	9	9	10	10	2	0	1	0	0	1	1	0	8-9	26-7	6	4.16
*Apr 11	CAL	9.0	7	5	5	3	9	1	0	1	0	0	0	0	0	8-5	27-7	7	4.19
*Apr 12	CAL	8.0	6	5	5	4	9	3	0	1	0	0	3	0	0	15-5	28-7	7	4.23
*Apr 13	CAL	9.0	10	3	3	4	3	1	0	0	2	0	1	2	0	4-3	29-7	8	4.19
Apr 15	vs Georgia Bulldogs	8.0	10	5	5	4	9	2	0	2	1	0	1	3	0	2-5	29-8	8	4.23
*Apr 18	at Miami	8.0	7	4	2	3	5	1	0	1	0	0	0	0	0	2-4	29-9	8	4.18
*Apr 19	at Miami	8.0	12	7	7	1	6	3	0	2	0	0	0	0	0	2-7	29-10	8	4.27
*Apr 20	at Miami	8.0	10	10	8	5	5	2	0	2	0	0	1	1	0	2-10	29-11	8	4.38
Apr 22	at Auburn	8.0	5	1	1	6	9	0	0	0	1	0	5	1	0	0-1	29-12	8	4.30
*Apr 25	VIRGINIA	9.0	16	12	12	6	4	3	1	3	0	0	1	1	1	9-12	29-13	8	4.50
*Apr 26	VIRGINIA	9.0	13	6	6	2	8	1	0	3	0	0	0	2	0	5-6	29-14	8	4.54
*Apr 27	VIRGINIA	10.0	6	6	5	4	10	0	0	2	2	0	0	0	0	7-6	30-14	8	4.54
May 02	WESTERN CAROLI	9.0	9	5	5	6	9	2	0	2	2	0	2	1	0	13-5	31-14	8	4.55
May 03	WESTERN CAROLI	9.0	7	2	2	4	13	1	0	0	0	0	2	0	0	4-2	32-14	9	4.49
May 04	WESTERN CAROLI	7.0	2	0	0	2	9	1	0	0	0	0	0	1	0	13-0	33-14	9	4.41
May 06	GEORGIA SOUTHE	9.0	12	5	4	2	10	2	0	2	0	0	1	0	0	8-5	34-14	10	4.40
May 07	at Mercer	9.0	10	3	3	0	4	1	0	1	0	0	0	2	0	4-3	35-14	11	4.37
*May 09	LOUISVILLE	7.0	15	16	15	9	3	2	0	3	0	0	1	0	0	2-16	35-15	11	4.62
*May 11	LOUISVILLE	7.0	1	0	0	3	5	0	0	0	0	0	0	0	0	6-0	36-15	11	4.54
*May 11	LOUISVILLE	9.0	1	1	1	3	4	0	0	1	1	0	1	0	0	2-1	37-15	11	4.47
*May 15	at Duke	9.0	8	6	6	10	7	1	0	1	1	0	2	1	0	7-6	38-15	11	4.50
*May 16	at Duke	6.0	11	14	14	9	4	6	0	2	0	0	2	0	0	4-14	38-16	11	4.72
*May 17	at Duke	9.0	6	2	2	6	6	1	0	1	0	0	3	2	0	8-2	39-16	12	4.67
Totals		463.0	440	269	240	226	476	82	5	59	28	1	77	37	2	463-269	39-16	12	4.67

## GT BASEBALL CAREER STATS - AT GEORGIA TECH

## Will Baker

Year	avg	gp-gs	ab	r	h	2b	3b	hr	rbi	tb	slg%	bb	hbp	so	gdp	ob%	sf	sh	sb-att	po	a	e	fld%
2025	.281	40-23	89	19	25	5	0	6	25	48	.539	12	0	19	1	.359	2	2	0-1	18	48	4	.943
TOTAL	.281	40-23	89	19	25	5	0	6	25	48	.539	12	0	19	1	.359	2	2	0-1	18	48	4	.943

## Carson Ballard

Year	avg	gp-gs	ab	r	h	2b	3b	hr	rbi	tb	slg%	bb	hbp	so	gdp	ob%	sf	sh	sb-att	po	a	e	fld%
2024	.000	0-0	0	0	0	0	0	0	0	0	.000	0	0	0	0	.000	0	0	0-0	3	2	3	.625
2025	.000	0-0	0	0	0	0	0	0	0	0	.000	0	0	0	0	.000	0	0	0-0	1	2	0	1.000
TOTAL	.000	0-0	0	0	0	0	0	0	0	0	.000	0	0	0	0	.000	0	0	0-0	4	4	3	.727

Year	era	w-l	app	gs	cq	sho	sv	ip	h	r	er	bb	so	2b	3b	hr	bf	bavg	wp	hbp	bk	sfa	sha
2024	4.41	2-2	13	6	0	0/1	1	34.2	38	22	17	9	26	7	0	6	148	.286	1	2	1	1	3
2025	5.64	1-3	15	1	0	0/0	1	30.1	34	19	19	5	32	10	0	6	130	.283	1	4	0	1	0
TOTAL	4.98	3-5	28	7	0	0/1	2	65.0	72	41	36	14	58	17	0	12	278	.285	2	6	1	2	3

## Brett Barfield

Year	avg	gp-gs	ab	r	h	2b	3b	hr	rbi	tb	slg%	bb	hbp	so	gdp	ob%	sf	sh	sb-att	po	a	e	fld%
2024	.000	0-0	0	0	0	0	0	0	0	0	.000	0	0	0	0	.000	0	0	0-0	0	1	1	.500
2025	.000	0-0	0	0	0	0	0	0	0	0	.000	0	0	0	0	.000	0	0	0-0	1	1	0	1.000
TOTAL	.000	0-0	0	0	0	0	0	0	0	0	.000	0	0	0	0	.000	0	0	0-0	1	2	1	.750

Year	era	w-l	app	gs	cq	sho	sv	ip	h	r	er	bb	so	2b	3b	hr	bf	bavg	wp	hbp	bk	sfa	sha
2024	6.75	0-0	16	0	0	0/0	0	16.0	22	15	12	10	18	6	0	1	83	.314	0	3	0	0	0
2025	5.11	0-0	18	1	0	0/0	1	12.1	12	8	7	8	13	1	0	3	61	.245	0	4	0	0	0
TOTAL	6.04	0-0	34	1	0	0/0	1	28.1	34	23	19	18	31	7	0	4	144	.286	0	7	0	0	0

## Jackson Blakely

Year	avg	gp-gs	ab	r	h	2b	3b	hr	rbi	tb	slg%	bb	hbp	so	gdp	ob%	sf	sh	sb-att	po	a	e	fld%
2025	.000	0-0	0	0	0	0	0	0	0	0	.000	0	0	0	0	.000	0	0	0-0	0	1	0	1.000
TOTAL	.000	0-0	0	0	0	0	0	0	0	0	.000	0	0	0	0	.000	0	0	0-0	0	1	0	1.000

Year	era	w-l	app	gs	cq	sho	sv	ip	h	r	er	bb	so	2b	3b	hr	bf	bavg	wp	hbp	bk	sfa	sha
2025	9.64	0-0	5	0	0	0/0	0	4.2	7	5	5	4	1	1	0	1	25	.368	1	1	0	0	1
TOTAL	9.64	0-0	5	0	0	0/0	0	4.2	7	5	5	4	1	1	0	1	25	.368	1	1	0	0	1

## Parker Brosius

Year	avg	gp-gs	ab	r	h	2b	3b	hr	rbi	tb	slg%	bb	hbp	so	gdp	ob%	sf	sh	sb-att	po	a	e	fld%
2023	.182	30-0	11	7	2	0	0	0	1	2	.182	2	0	2	0	.308	0	0	1-1	11	1	0	1.000
2024	.298	46-33	114	31	34	7	1	2	28	49	.430	25	6	20	0	.442	2	3	9-9	66	0	1	.985
2025	.236	51-38	123	30	29	6	1	1	20	40	.325	23	7	35	1	.378	3	6	14-15	75	1	3	.962
TOTAL	.262	127-71	248	68	65	13	2	3	49	91	.367	50	13	57	1	.405	5	9	24-25	152	2	4	.975

## Drew Burress

Year	avg	gp-gs	ab	r	h	2b	3b	hr	rbi	tb	slg%	bb	hbp	so	gdp	ob%	sf	sh	sb-att	po	a	e	fld%
2024	.381	58-58	218	73	83	15	3	25	67	179	.821	58	5	37	6	.512	4	0	8-10	146	10	2	.987
2025	.343	55-55	210	70	72	23	1	16	57	145	.690	46	6	38	0	.470	2	0	10-11	122	2	2	.984
TOTAL	.362	113-113	428	143	155	38	4	41	124	324	.757	104	11	75	6	.492	6	0	18-21	268	12	4	.986

**GT BASEBALL CAREER STATS - AT GEORGIA TECH****Porter Buursema**

Year	era	w-l	app	gs	cq	sho	sv	ip	h	r	er	bb	so	2b	3b	hr	bf	bavq	wp	hbp	bk	sfa	sha
2025	7.04	0-0	7	0	0	0/1	0	7.2	7	6	6	6	10	2	0	0	41	.241	0	4	0	1	0
TOTAL	7.04	0-0	7	0	0	0/1	0	7.2	7	6	6	6	10	2	0	0	41	.241	0	4	0	1	0

**Kayden Campbell**

Year	era	w-l	app	gs	cq	sho	sv	ip	h	r	er	bb	so	2b	3b	hr	bf	bavq	wp	hbp	bk	sfa	sha
2025	3.94	2-0	16	0	0	0/0	0	16.0	17	7	7	8	23	3	0	2	79	.262	3	5	0	0	1
TOTAL	3.94	2-0	16	0	0	0/0	0	16.0	17	7	7	8	23	3	0	2	79	.262	3	5	0	0	1

**Connor Chicoli**

Year	avg	gp-gs	ab	r	h	2b	3b	hr	rbi	tb	slg%	bb	hbp	so	gdp	ob%	sf	sh	sb-att	po	a	e	fld%
2025	.000	0-0	0	0	0	0	0	0	0	0	.000	0	0	0	0	.000	0	0	0-0	2	3	0	1.000
TOTAL	.000	0-0	0	0	0	0	0	0	0	0	.000	0	0	0	0	.000	0	0	0-0	2	3	0	1.000

Year	era	w-l	app	gs	cq	sho	sv	ip	h	r	er	bb	so	2b	3b	hr	bf	bavq	wp	hbp	bk	sfa	sha
2025	5.60	1-1	13	5	0	0/0	0	27.1	33	17	17	5	16	7	0	4	116	.314	1	2	0	2	2
TOTAL	5.60	1-1	13	5	0	0/0	0	27.1	33	17	17	5	16	7	0	4	116	.314	1	2	0	2	2

**Nathanael Coupet**

Year	avg	gp-gs	ab	r	h	2b	3b	hr	rbi	tb	slg%	bb	hbp	so	gdp	ob%	sf	sh	sb-att	po	a	e	fld%
2025	.267	14-3	15	4	4	0	0	1	8	7	.467	2	2	7	1	.400	1	0	0-0	3	0	0	1.000
TOTAL	.267	14-3	15	4	4	0	0	1	8	7	.467	2	2	7	1	.400	1	0	0-0	3	0	0	1.000

**Caleb Daniel**

Year	avg	gp-gs	ab	r	h	2b	3b	hr	rbi	tb	slg%	bb	hbp	so	gdp	ob%	sf	sh	sb-att	po	a	e	fld%
2025	.321	50-49	187	48	60	15	2	6	28	97	.519	22	5	39	2	.403	2	0	4-4	79	11	1	.989
TOTAL	.321	50-49	187	48	60	15	2	6	28	97	.519	22	5	39	2	.403	2	0	4-4	79	11	1	.989

**Brett Denby**

Year	avg	gp-gs	ab	r	h	2b	3b	hr	rbi	tb	slg%	bb	hbp	so	gdp	ob%	sf	sh	sb-att	po	a	e	fld%
2024	.000	4-0	0	0	0	0	0	0	0	0	.000	0	0	0	0	.000	0	0	0-0	0	1	0	1.000
TOTAL	.000	4-0	0	0	0	0	0	0	0	0	.000	0	0	0	0	.000	0	0	0-0	0	1	0	1.000

Year	era	w-l	app	gs	cq	sho	sv	ip	h	r	er	bb	so	2b	3b	hr	bf	bavq	wp	hbp	bk	sfa	sha
2024	99.00	0-0	1	0	0	0/0	0	0.0	2	2	2	2	0	0	0	0	4	1.000	1	0	0	0	0
TOTAL	99.00	0-0	1	0	0	0/0	0	0.0	2	2	2	2	0	0	0	0	4	1.000	1	0	0	0	0



## GT BASEBALL CAREER STATS - AT GEORGIA TECH

## Joshua Evans

Year	avg	gp-gs	ab	r	h	2b	3b	hr	rbi	tb	slg%	bb	hbp	so	gdp	ob%	sf	sh	sb-att	po	a	e	fld%
2025	.000	14-0	0	2	0	0	0	0	0	0	.000	0	0	0	0	.000	0	0	0-0	5	0	0	1.000
TOTAL	.000	14-0	0	2	0	0	0	0	0	0	.000	0	0	0	0	.000	0	0	0-0	5	0	0	1.000

Year	era	w-l	app	gs	cq	sho	sv	ip	h	r	er	bb	so	2b	3b	hr	bf	bavq	wp	hbp	bk	sfa	sha
2025	13.50	0-0	2	0	0	0/0	0	0.2	2	4	1	3	1	0	0	0	9	.400	1	1	0	0	0
TOTAL	13.50	0-0	2	0	0	0/0	0	0.2	2	4	1	3	1	0	0	0	9	.400	1	1	0	0	0

## Caden Gaudette

Year	avg	gp-gs	ab	r	h	2b	3b	hr	rbi	tb	slg%	bb	hbp	so	gdp	ob%	sf	sh	sb-att	po	a	e	fld%
2024	.000	0-0	0	0	0	0	0	0	0	0	.000	0	0	0	0	.000	0	0	0-0	1	1	0	1.000
2025	.000	0-0	0	0	0	0	0	0	0	0	.000	0	0	0	0	.000	0	0	0-0	0	2	0	1.000
TOTAL	.000	0-0	0	0	0	0	0	0	0	0	.000	0	0	0	0	.000	0	0	0-0	1	3	0	1.000

Year	era	w-l	app	gs	cq	sho	sv	ip	h	r	er	bb	so	2b	3b	hr	bf	bavq	wp	hbp	bk	sfa	sha
2024	5.00	0-0	9	0	0	0/0	0	9.0	9	5	5	4	6	3	0	2	39	.273	1	1	0	0	1
2025	6.92	0-1	13	0	0	0/0	0	13.0	15	10	10	7	20	3	0	2	63	.294	0	2	0	2	1
TOTAL	6.14	0-1	22	0	0	0/0	0	22.0	24	15	15	11	26	6	0	4	102	.286	1	3	0	2	2

## John Giesler

Year	avg	gp-gs	ab	r	h	2b	3b	hr	rbi	tb	slg%	bb	hbp	so	gdp	ob%	sf	sh	sb-att	po	a	e	fld%
2020	.250	3-0	4	0	1	0	0	0	0	1	.250	0	0	2	0	.250	0	0	0-0	0	2	0	1.000
2022	.323	22-6	31	6	10	1	0	1	8	14	.452	5	3	11	1	.450	1	0	0-0	20	0	0	1.000
2023	.333	47-41	156	34	52	13	2	8	37	93	.596	23	4	28	3	.422	4	0	3-3	234	24	6	.977
2024	.282	41-41	156	34	44	17	1	10	43	93	.596	20	5	37	8	.379	1	0	0-0	161	36	2	.990
2025	.253	32-25	83	18	21	3	0	2	14	30	.361	11	1	26	2	.344	1	0	0-0	124	6	1	.992
TOTAL	.298	145-113	430	92	128	34	3	21	102	231	.537	59	13	104	14	.393	7	0	3-3	539	68	9	.985

## Alex Hernandez

Year	avg	gp-gs	ab	r	h	2b	3b	hr	rbi	tb	slg%	bb	hbp	so	gdp	ob%	sf	sh	sb-att	po	a	e	fld%
2025	.337	54-54	208	41	70	11	2	13	60	124	.596	32	2	44	9	.421	5	0	5-6	119	58	7	.962
TOTAL	.337	54-54	208	41	70	11	2	13	60	124	.596	32	2	44	9	.421	5	0	5-6	119	58	7	.962

Year	era	w-l	app	gs	cq	sho	sv	ip	h	r	er	bb	so	2b	3b	hr	bf	bavq	wp	hbp	bk	sfa	sha
2025	6.14	0-1	6	1	0	0/1	2	7.1	4	5	5	3	3	0	0	2	29	.160	0	1	0	0	0
TOTAL	6.14	0-1	6	1	0	0/1	2	7.1	4	5	5	3	3	0	0	2	29	.160	0	1	0	0	0

## Ryan Johnson

Year	avg	gp-gs	ab	r	h	2b	3b	hr	rbi	tb	slg%	bb	hbp	so	gdp	ob%	sf	sh	sb-att	po	a	e	fld%
------	-----	-------	----	---	---	----	----	----	-----	----	------	----	-----	----	-----	-----	----	----	--------	----	---	---	------

Year	era	w-l	app	gs	cq	sho	sv	ip	h	r	er	bb	so	2b	3b	hr	bf	bavq	wp	hbp	bk	sfa	sha
2025	13.50	1-0	5	0	0	0/0	0	4.0	7	6	6	2	7	1	0	1	24	.368	1	3	0	0	0
TOTAL	13.50	1-0	5	0	0	0/0	0	4.0	7	6	6	2	7	1	0	1	24	.368	1	3	0	0	0

## GT BASEBALL CAREER STATS - AT GEORGIA TECH

## Brady Jones

Year	avg	gp-gs	ab	r	h	2b	3b	hr	rbi	tb	slg%	bb	hbp	so	gdp	ob%	sf	sh	sb-att	po	a	e	fld%
2025	.000	0-0	0	0	0	0	0	0	0	0	.000	0	0	0	0	.000	0	0	0-0	1	10	1	.917
TOTAL	.000	0-0	0	0	0	0	0	0	0	0	.000	0	0	0	0	.000	0	0	0-0	1	10	1	.917

Year	era	w-l	app	gs	cq	sho	sv	ip	h	r	er	bb	so	2b	3b	hr	bf	bavg	wp	hbp	bk	sfa	sha
2025	3.80	7-2	14	14	1	1/0	0	64.0	53	30	27	35	68	10	0	6	289	.227	2	13	0	3	5
TOTAL	3.80	7-2	14	14	1	1/0	0	64.0	53	30	27	35	68	10	0	6	289	.227	2	13	0	3	5

## Carson Kerce

Year	avg	gp-gs	ab	r	h	2b	3b	hr	rbi	tb	slg%	bb	hbp	so	gdp	ob%	sf	sh	sb-att	po	a	e	fld%
2024	.282	50-35	131	27	37	5	0	2	25	48	.366	21	4	36	4	.392	2	6	2-2	27	74	5	.953
2025	.328	55-54	180	45	59	18	0	4	38	89	.494	28	5	30	3	.420	6	3	6-9	41	104	9	.942
TOTAL	.309	105-89	311	72	96	23	0	6	63	137	.441	49	9	66	7	.408	8	9	8-11	68	178	14	.946

## Vahn Lackey

Year	avg	gp-gs	ab	r	h	2b	3b	hr	rbi	tb	slg%	bb	hbp	so	gdp	ob%	sf	sh	sb-att	po	a	e	fld%
2024	.214	36-26	84	14	18	2	0	4	15	32	.381	12	3	18	4	.330	1	3	1-1	237	18	3	.988
2025	.350	55-55	203	39	71	13	1	4	36	98	.483	23	8	35	6	.425	6	3	17-20	367	49	10	.977
TOTAL	.310	91-81	287	53	89	15	1	8	51	130	.453	35	11	53	10	.397	7	6	18-21	604	67	13	.981

## Jake Lankie

Year	avg	gp-gs	ab	r	h	2b	3b	hr	rbi	tb	slg%	bb	hbp	so	gdp	ob%	sf	sh	sb-att	po	a	e	fld%
2025	.000	0-0	0	0	0	0	0	0	0	0	.000	0	0	0	0	.000	0	0	0-0	0	1	2	.333
TOTAL	.000	0-0	0	0	0	0	0	0	0	0	.000	0	0	0	0	.000	0	0	0-0	0	1	2	.333

Year	era	w-l	app	gs	cq	sho	sv	ip	h	r	er	bb	so	2b	3b	hr	bf	bavg	wp	hbp	bk	sfa	sha
2025	6.10	0-1	8	0	0	0/0	0	10.1	13	7	7	4	12	3	0	1	48	.325	0	1	0	2	1
TOTAL	6.10	0-1	8	0	0	0/0	0	10.1	13	7	7	4	12	3	0	1	48	.325	0	1	0	2	1

## Kyle Lodise

Year	avg	gp-gs	ab	r	h	2b	3b	hr	rbi	tb	slg%	bb	hbp	so	gdp	ob%	sf	sh	sb-att	po	a	e	fld%
2025	.328	50-50	198	61	65	20	3	14	56	133	.672	32	7	43	3	.430	5	0	12-12	63	126	5	.974
TOTAL	.328	50-50	198	61	65	20	3	14	56	133	.672	32	7	43	3	.430	5	0	12-12	63	126	5	.974

## Tate McKee

Year	avg	gp-gs	ab	r	h	2b	3b	hr	rbi	tb	slg%	bb	hbp	so	gdp	ob%	sf	sh	sb-att	po	a	e	fld%
2024	.000	0-0	0	0	0	0	0	0	0	0	.000	0	0	0	0	.000	0	0	0-0	2	6	0	1.000
2025	.000	0-0	0	0	0	0	0	0	0	0	.000	0	0	0	0	.000	0	0	0-0	2	9	1	.917
TOTAL	.000	0-0	0	0	0	0	0	0	0	0	.000	0	0	0	0	.000	0	0	0-0	4	15	1	.950

Year	era	w-l	app	gs	cq	sho	sv	ip	h	r	er	bb	so	2b	3b	hr	bf	bavg	wp	hbp	bk	sfa	sha
2024	7.28	4-5	18	8	0	0/1	1	47.0	47	39	38	28	61	12	2	9	219	.257	3	4	1	2	2
2025	5.40	6-3	14	14	0	0/0	0	66.2	67	49	40	35	67	12	3	11	305	.262	1	5	1	3	5
TOTAL	6.18	10-8	32	22	0	0/1	1	113.2	114	88	78	63	128	24	5	20	524	.260	4	9	2	5	7

**GT BASEBALL CAREER STATS - AT GEORGIA TECH****Adam McKelvey**

Year	avg	gp-gs	ab	r	h	2b	3b	hr	rbi	tb	slg%	bb	hbp	so	gdp	ob%	sf	sh	sb-att	po	a	e	fld%
2025	6.00	0-0	4	0	0	0/0	0	3.0	3	2	2	1	2	1	0	0	12	.273	0	0	0	0	0
TOTAL	6.00	0-0	4	0	0	0/0	0	3.0	3	2	2	1	2	1	0	0	12	.273	0	0	0	0	0

**Cooper McMullen**

Year	avg	gp-gs	ab	r	h	2b	3b	hr	rbi	tb	slg%	bb	hbp	so	gdp	ob%	sf	sh	sb-att	po	a	e	fld%
2025	.000	4-0	0	1	0	0	0	0	0	0	.000	0	0	0	0	.000	0	0	0-0	0	1	0	1.000
TOTAL	.000	4-0	0	1	0	0	0	0	0	0	.000	0	0	0	0	.000	0	0	0-0	0	1	0	1.000

Year	era	w-l	app	gs	cq	sho	sv	ip	h	r	er	bb	so	2b	3b	hr	bf	bavq	wp	hbp	bk	sfa	sha
2025	3.68	1-0	7	0	0	0/0	1	7.1	4	3	3	6	5	1	0	1	31	.174	0	1	0	0	1
TOTAL	3.68	1-0	7	0	0	0/0	1	7.1	4	3	3	6	5	1	0	1	31	.174	0	1	0	0	1

**Thorpe Musci**

Year	avg	gp-gs	ab	r	h	2b	3b	hr	rbi	tb	slg%	bb	hbp	so	gdp	ob%	sf	sh	sb-att	po	a	e	fld%
2025	27.00	0-0	1	0	0	0/0	0	0.2	1	2	2	1	1	0	0	1	4	.333	1	0	0	0	0
TOTAL	27.00	0-0	1	0	0	0/0	0	0.2	1	2	2	1	1	0	0	1	4	.333	1	0	0	0	0

**Tyler Neises**

Year	avg	gp-gs	ab	r	h	2b	3b	hr	rbi	tb	slg%	bb	hbp	so	gdp	ob%	sf	sh	sb-att	po	a	e	fld%
2024	.143	10-0	7	0	1	0	0	0	1	1	.143	1	0	4	0	.250	0	0	0-0	3	1	0	1.000
2025	.261	34-21	88	16	23	5	1	1	15	33	.375	16	2	20	3	.383	1	0	4-4	13	1	2	.875
TOTAL	.253	44-21	95	16	24	5	1	1	16	34	.358	17	2	24	3	.374	1	0	4-4	16	2	2	.900

**Jaylen Paden**

Year	avg	gp-gs	ab	r	h	2b	3b	hr	rbi	tb	slg%	bb	hbp	so	gdp	ob%	sf	sh	sb-att	po	a	e	fld%
2025	.000	0-0	0	0	0	0	0	0	0	0	.000	0	0	0	0	.000	0	0	0-0	3	6	0	1.000
TOTAL	.000	0-0	0	0	0	0	0	0	0	0	.000	0	0	0	0	.000	0	0	0-0	3	6	0	1.000

Year	era	w-l	app	gs	cq	sho	sv	ip	h	r	er	bb	so	2b	3b	hr	bf	bavq	wp	hbp	bk	sfa	sha
2025	1.71	5-1	13	4	0	0/1	2	42.0	25	9	8	24	48	3	0	1	176	.179	5	6	0	2	2
TOTAL	1.71	5-1	13	4	0	0/1	2	42.0	25	9	8	24	48	3	0	1	176	.179	5	6	0	2	2

**Mason Patel**

Year	avg	gp-gs	ab	r	h	2b	3b	hr	rbi	tb	slg%	bb	hbp	so	gdp	ob%	sf	sh	sb-att	po	a	e	fld%
2024	.000	0-0	0	0	0	0	0	0	0	0	.000	0	0	0	0	.000	0	0	0-0	3	4	0	1.000
2025	.000	0-0	0	0	0	0	0	0	0	0	.000	0	0	0	0	.000	0	0	0-0	2	7	0	1.000
TOTAL	.000	0-0	0	0	0	0	0	0	0	0	.000	0	0	0	0	.000	0	0	0-0	5	11	0	1.000

Year	era	w-l	app	gs	cq	sho	sv	ip	h	r	er	bb	so	2b	3b	hr	bf	bavq	wp	hbp	bk	sfa	sha
2024	8.25	2-3	14	5	0	0/0	0	36.0	54	33	33	16	32	9	0	6	175	.362	2	4	0	5	1
2025	2.85	11-1	19	0	0	0/0	5	60.0	45	21	19	12	57	8	1	6	238	.207	2	5	0	2	2
TOTAL	4.88	13-4	33	5	0	0/0	5	96.0	99	54	52	28	89	17	1	12	413	.270	4	9	0	7	3

## GT BASEBALL CAREER STATS - AT GEORGIA TECH

## Cole Royer

Year	avg	gp-gs	ab	r	h	2b	3b	hr	rbi	tb	slg%	bb	hbp	so	gdp	ob%	sf	sh	sb-att	po	a	e	fld%
2025	.000	0-0	0	0	0	0	0	0	0	0	.000	0	0	0	0	.000	0	0	0-0	1	0	0	1.000
TOTAL	.000	0-0	0	0	0	0	0	0	0	0	.000	0	0	0	0	.000	0	0	0-0	1	0	0	1.000

Year	era	w-l	app	gs	cq	sho	sv	ip	h	r	er	bb	so	2b	3b	hr	bf	bavg	wp	hbp	bk	sfa	sha
2025	6.75	1-0	8	0	0	0/0	0	6.2	11	5	5	5	9	2	0	0	37	.393	4	3	0	1	0
TOTAL	6.75	1-0	8	0	0	0/0	0	6.2	11	5	5	5	9	2	0	0	37	.393	4	3	0	1	0

## Kent Schmidt

Year	avg	gp-gs	ab	r	h	2b	3b	hr	rbi	tb	slg%	bb	hbp	so	gdp	ob%	sf	sh	sb-att	po	a	e	fld%
2025	.397	35-34	136	33	54	16	0	3	40	79	.581	14	4	19	2	.456	4	0	4-4	217	5	0	1.000
TOTAL	.397	35-34	136	33	54	16	0	3	40	79	.581	14	4	19	2	.456	4	0	4-4	219	8	1	.996

## Connor Shouse

Year	avg	gp-gs	ab	r	h	2b	3b	hr	rbi	tb	slg%	bb	hbp	so	gdp	ob%	sf	sh	sb-att	po	a	e	fld%
2025	.207	22-8	29	14	6	2	0	2	8	14	.483	5	4	5	0	.395	0	0	2-2	15	0	1	.938
TOTAL	.207	22-8	29	14	6	2	0	2	8	14	.483	5	4	5	0	.395	0	0	2-2	15	0	1	.938

Year	era	w-l	app	gs	cq	sho	sv	ip	h	r	er	bb	so	2b	3b	hr	bf	bavg	wp	hbp	bk	sfa	sha
2025	9.00	0-0	3	0	0	0/0	0	3.0	2	3	3	5	4	0	0	0	15	.200	1	0	0	0	0
TOTAL	9.00	0-0	3	0	0	0/0	0	3.0	2	3	3	5	4	0	0	0	15	.200	1	0	0	0	0

## Caden Spivey

Year	avg	gp-gs	ab	r	h	2b	3b	hr	rbi	tb	slg%	bb	hbp	so	gdp	ob%	sf	sh	sb-att	po	a	e	fld%
2025	.000	0-0	0	0	0	0	0	0	0	0	.000	0	0	0	0	.000	0	0	0-0	0	2	0	1.000
TOTAL	.000	0-0	0	0	0	0	0	0	0	0	.000	0	0	0	0	.000	0	0	0-0	0	2	0	1.000

Year	era	w-l	app	gs	cq	sho	sv	ip	h	r	er	bb	so	2b	3b	hr	bf	bavg	wp	hbp	bk	sfa	sha
2025	3.98	2-1	13	5	0	0/0	0	31.2	30	16	14	21	30	3	1	2	148	.250	2	3	0	1	2
TOTAL	3.98	2-1	13	5	0	0/0	0	31.2	30	16	14	21	30	3	1	2	148	.250	2	3	0	1	2

## Riley Stanford

Year	avg	gp-gs	ab	r	h	2b	3b	hr	rbi	tb	slg%	bb	hbp	so	gdp	ob%	sf	sh	sb-att	po	a	e	fld%
2023	.200	2-0	5	1	1	0	0	0	0	1	.200	0	0	4	0	.200	0	0	0-0	0	0	0	.000
2024	.000	2-0	2	0	0	0	0	0	0	0	.000	0	0	1	0	.000	0	0	0-0	0	1	0	1.000
2025	.000	0-0	0	0	0	0	0	0	0	0	.000	0	0	0	0	.000	0	0	0-0	1	7	1	.889
TOTAL	.143	4-0	7	1	1	0	0	0	0	1	.143	0	0	5	0	.143	0	0	0-0	1	8	1	.900

Year	era	w-l	app	gs	cq	sho	sv	ip	h	r	er	bb	so	2b	3b	hr	bf	bavg	wp	hbp	bk	sfa	sha
2024	5.94	2-1	19	0	0	0/1	1	16.2	22	15	11	12	18	3	0	3	88	.319	1	5	0	0	2
2025	5.26	0-0	10	7	0	0/0	0	25.2	28	20	15	18	30	5	0	5	129	.286	0	10	0	0	3
TOTAL	5.53	2-1	29	7	0	0/1	1	42.1	50	35	26	30	48	8	0	8	217	.299	1	15	0	0	5

## Sam Swygert

Year	avg	gp-gs	ab	r	h	2b	3b	hr	rbi	tb	slg%	bb	hbp	so	gdp	ob%	sf	sh	sb-att	po	a	e	fld%
2025	.000	0-0	0	0	0	0	0	0	0	0	.000	0	0	0	0	.000	0	0	0-0	0	2	1	.667
TOTAL	.000	0-0	0	0	0	0	0	0	0	0	.000	0	0	0	0	.000	0	0	0-0	0	2	1	.667















Year	era	w-l	app	gs	cq	sho	sv	ip	h	r	er	bb	so	2b	3b	hr	bf	bavg	wp	hbp	bk	sfa	sha
2025	6.27	1-1	14	3	0	0/0	0	18.2	20	15	13	8	17	6	0	4	90	.256	2	3	0	1	0
TOTAL	6.27	1-1	14	3	0	0/0	0	18.2	20	15	13	8	17	6	0	4	90	.256	2	3	0	1	0

## Nathan Waugh

Year	avg	gp-gs	ab	r	h	2b	3b	hr	rbi	tb	slg%	bb	hbp	so	gdp	ob%	sf	sh	sb-att	po	a	e	fld%
2025	.237	22-9	38	12	9	2	0	1	7	14	.368	10	1	12	2	.408	0	0	0-1	0	0	0	.000
TOTAL	.237	22-9	38	12	9	2	0	1	7	14	.368	10	1	12	2	.408	0	0	0-1	0	0	0	.000



## TV/RADIO ROSTER

**PARKER BROSIOUS**OF • R/L • 6-2 • 193 • Jr.  
Suwanee, Ga. (Lambert HS)**KYLE LODISE**INF • R/R • 5-11 • 180 • Jr.  
Brunswick, Ga. (Augusta)**CARSON KERCE**INF • R/R • 6-1 • 200 • Soph.  
Marietta, Ga. (Pope HS)**ALEX HERNANDEZ**RHP/INF • R/R • 6-2 • 188 • Fr.  
Cumming, Ga. (Forsyth Central)**COOPER MCMULLEN**RHP • R/R • 6-3 • 186 • Fr.  
Bonaire, Ga. (Tattnall Square Academy)**CALEB DANIEL**UTL • L/R • 5-11 • 183 • Fr.  
Cartersville, Ga. (Cartersville HS)**WILL BAKER**INF • L/R • 6-0 • 188 • Fr.  
Upper Coomera, Queensland, Australia**DREW BURRESS**OF • R/R • 5-9 • 182 • Soph.  
Houston County, Ga. (Houston Co. HS)**CONNOR SHOUSE**RHP/INF • R/R • 6-1 • 175 • Fr.  
Jasper, Ga. (Pickens Co. HS)**KENT SCHMIDT**INF • L/R • 6-0 • 221 • Soph.  
Marietta, Ga. (Georgia Southern)**SAM SWYGERT**RHP • R/R • 6-1 • 215 • 5th  
Springfield, SC (The Citadel)**CAYDEN SHEFFIELD**OF • R/R • 6-1 • 184 • Fr.  
Dallas, Ga. (North Paulding HS)**RILEY STANFORD**RHP • R/R • 6-4 • 236 • R-So.  
Gainesville, Ga. (Buford HS)**ETHAN MURRAY**INF • R/R • 6-2 • 195 • Fr.  
Buford, Ga. (Buford HS)**COLE ROYER**RHP • R/R • 6-5 • 185 • Fr.  
Waynesville, Ga. (Pierce Co. HS)**NATHANAEL COUPET**C/OF • R/R • 5-11 • 205 • Soph.  
Boynton Beach, Fl. (North Broward Prep)**CADEN SPIVEY**RHP • R/R • 6-2 • 195 • Jr.  
Vidalia, Ga. (Notre Dame)**JOHN GIESLER**INF • R/R • 6-3 • 224 • 6th  
Marietta, Ga. (Walton HS)**TATE MCKEE**RHP • R/R • 6-3 • 203 • Soph.  
Kennesaw, Ga. (Mount Paran Christian)**JOSHUA EVANS**LHP • S/L • 6-3 • 187 • Fr.  
Lawrenceville, Ga. (Peachtree Ridge HS)**VAHN LACKEY**C/INF • R/R • 6-1 • 213 • Soph.  
Suwanee, Ga. (Collins Hill HS)**RYAN JOHNSON**RHP • R/R • 6-4 • 168 • Fr.  
Dallas, Ga. (Cartersville HS)**BRETT DENBY**INF • R/R • 5-11 • 180 • Jr.  
New Albany, Ind. (Jefferson HS)**JACKSON SOBEL**LHP • L/L • 6-2 • 186 • Soph.  
Charleston, SC  
(Oceanside Collegiate Academy)**MASON PATEL**RHP • R/R • 6-1 • 210 • 5th  
Knoxville, Tenn. (Georgia State)**PORTER BURSEMA**RHP • R/R • 6-1 • 198 • Soph.  
Woodstock, Ga. (Georgia Southern)**JACKSON BLAKELY**RHP • R/R • 6-0 • 211 • Fr.  
Thomaston Ga. (Upson-Lee HS)**BRETT BARFIELD**LHP • L/L • 6-1 • 198 • Jr.  
Cumming, Ga. (Florida State)**DREW ROGERS**C • R/R • 6-1 • 220 • Fr.  
Tempe, Ariz. (Hamilton HS)**JAKE LANKIE**RHP • R/R • 6-2 • 200 • Soph.  
Alpharetta, Ga. (Georgia)**THORPE MUSCI**RHP • R/R • 6-0 • 201 • Fr.  
Lilburn, Ga. (Parkview HS)**CADEN GAUDETTE**RHP • R/R • 6-0 • 207 • R-So.  
Alpharetta, Ga. (Milton HS)**CARSON BALLARD**RHP • R/R • 6-4 • 197 • Jr.  
Alpharetta, Ga. (Wesleyan HS)**TYLER NEISES**UTL • L/R • 6-3 • 220 • Soph.  
Dalton, Ga. (Dalton HS)**NATHAN WAUGH**C • R/R • 6-5 • 230 • 5th  
Placentia, Calif. (Cornell)**JAYLEN PADEN**RHP • R/R • 5-10 • 195 • 5th  
Atlanta, Ga. (Georgia Southern)**CONNOR CHICOLI**RHP • R/R • 6-3 • 185 • Fr.  
Raleigh, NC (Pro5 Baseball Academy)**KAYDEN CAMPBELL**LHP • R/L • 6-2 • 205 • Jr.  
Cincinnati, Ohio (Louisville)**ADAM MCKELVEY**LHP • L/L • 6-3 • 229 • Fr.  
Roswell, Ga. (Roswell HS)**BRADY JONES**RHP • R/R • 6-0 • 204 • Jr.  
Decatur, Ga. (Georgia State)