

GEORGIA TECH

130TH SEASON • 35 NCAA REGIONAL APPEARANCES • 3 COLLEGE WORLD SERIES APPEARANCES • 9 ACC CHAMPIONSHIPS

2025 Official Game Notes | RamblinWreck.com | Contact: Anthony Brandt • abrandt@athletics.gatech.edu • (817) 757-6979

GEORGIA TECH BY THE NUMBERS

| | |
|---------------------------------|------|
| Overall Record..... | 22-6 |
| ACC Record..... | 8-4 |
| at Mac Nease Baseball Park..... | 15-5 |
| Road Games..... | 7-1 |
| Neutral Site Games..... | 0-0 |
| Streak..... | L1 |
| Last 10..... | 7-3 |

2025 SCHEDULE / RESULTS

| Date | Opponent | Time/Result |
|------|------------------|-------------|
| 2/14 | OLD DOMINION | W, 3-2 |
| 2/15 | OLD DOMINION | W, 7-3 |
| 2/16 | OLD DOMINION | W, 7-4 |
| 2/18 | GEORGIA SOUTHERN | W, 5-3 |
| 2/21 | MARSHALL | W, 12-1 (7) |
| 2/22 | MARSHALL | L, 2-4 |
| 2/23 | MARSHALL | W, 11-6 |
| 2/24 | MARSHALL | L, 8-12 |
| 2/26 | WEST GEORGIA | W, 16-7 |
| 2/28 | WESTERN MICHIGAN | W, 16-4 |
| 3/1 | WESTERN MICHIGAN | W, 14-1 (7) |
| 3/2 | WESTERN MICHIGAN | W, 13-3 (7) |
| 3/4 | KENNESAW STATE | W, 11-4 |
| 3/7 | VIRGINIA TECH | W, 4-3 |
| 3/8 | VIRGINIA TECH | L, 5-8 |
| 3/9 | VIRGINIA TECH | W, 8-6 |
| 3/11 | GEORGIA STATE | W, 4-2 |
| 3/14 | PITTSBURGH | W, 10-1 |
| 3/15 | PITTSBURGH | W, 11-1 (7) |
| 3/16 | PITTSBURGH | L, 10-12 |
| 3/18 | GARDNER-WEBB | W, 14-6 |
| 3/21 | NOTRE DAME | W, 18-7 (8) |
| 3/22 | NOTRE DAME | W, 9-5 |
| 3/23 | NOTRE DAME | W, 10-2 |
| 3/25 | KENNESAW STATE | W, 15-4 (7) |
| 3/28 | #3/6 CLEMSON | L, 7-9 |
| 3/29 | #3/6 CLEMSON | W, 18-2 (7) |
| 3/29 | #3/6 CLEMSON | L, 3-4 |
| 4/1 | MERCER | 8 pm |
| 4/4 | STANFORD | 9 pm |
| 4/5 | STANFORD | 5 pm |
| 4/6 | STANFORD | 4 pm |
| 4/8 | AUBURN | 6 pm |
| 4/11 | CALIFORNIA | 6 pm |
| 4/12 | CALIFORNIA | 4 pm |
| 4/13 | CALIFORNIA | 1 pm |
| 4/15 | GEORGIA* | 7 pm |
| 4/18 | MIAMI | 8 pm |
| 4/19 | MIAMI | 4 pm |
| 4/20 | MIAMI | 1 pm |
| 4/22 | AUBURN | 7 pm |
| 4/25 | VIRGINIA | 6 pm |
| 4/26 | VIRGINIA | 4 pm |
| 4/27 | VIRGINIA | 1 pm |
| 5/2 | WESTERN CAROLINA | 6 pm |
| 5/3 | WESTERN CAROLINA | 4 pm |
| 5/4 | WESTERN CAROLINA | 1 pm |
| 5/6 | GEORGIA SOUTHERN | 6 pm |
| 5/7 | MERCER | 6 pm |
| 5/9 | LOUISVILLE | 6 pm |
| 5/10 | LOUISVILLE | 4 pm |
| 5/11 | LOUISVILLE | 1 pm |
| 5/15 | DUKE | 6 pm |
| 5/16 | DUKE | 6 pm |
| 5/17 | DUKE | 6 pm |

5/20 ACC TOURNAMENT DURHAM N.C.

* Game held at Truist Park
Home games in Gold

MIDWEEK 7: #22/25 GEORGIA TECH vs MERCER



MERCER BEARS

#22/25 GEORGIA TECH YELLOW JACKETS

| | |
|-----------------------|--------------------------------|
| Overall Record..... | 22-6, 8-4 ACC |
| Ranking | #22 (PG & USA Today), #25 (D1) |
| Head Coach | Danny Hall |
| Career Record | 1,433-780-1 (38th season) |
| Record at GT | 1,225-663-1 (32nd season) |
| Record Last Week..... | 1-2 vs #3 CU / 1-0 at KSU |

| | |
|-----------------------|---------------------------|
| Overall Record..... | 19-10 (3-3 Big South) |
| Ranking | |
| Head Coach | Craig Gibson |
| Career Record | 712-489 (22nd season) |
| Record at Mercer..... | Same |
| Record Last Week..... | 1-0 vs. GSU / 2-1 vs. WCU |

MATCHUPS AT A GLANCE

| GT | OFFENSE | Mercer | GT | PITCHING/DEFENSE | Mercer |
|-------|-------------|--------|---------|------------------|---------|
| .336 | Batting | .297 | 4.05 | ERA | 4.26 |
| .578 | Slugging | .469 | 238.0 | IP | 259.2 |
| .441 | On-Base Pct | .392 | 0 | CGs | 0 |
| 84 | Doubles | 57 | 6 | Saves | 7 |
| 6 | Triples | 3 | 291/110 | K/BB | 266/103 |
| 45 | Home Runs | 40 | .239 | OBA | .246 |
| 167 | Walks | 151 | 26 | Errors | 32 |
| 54/60 | SB/SBA | 22/33 | 14 | Double Plays | 17 |

PROBABLE PITCHERS

Georgia Tech



Sam Swygert
#12 | Sr. | RHP | 0-1
12.1 IP | 5.84 ERA
13 Ks | 1.30 WHIP

vs.

Mercer



Wyatt Mummert
#47 | So. | LHP | 0-0
1.0 IP | 18.00 ERA
1 K | 2.00 WHIP

GAME COVERAGE

| Date | TV/Stream | Play-by-Play/Analyst | Radio | PxP |
|---------|-------------|--------------------------|--------|------------|
| April 1 | ACC Network | Matt Schick/Devon Travis | GT App | Colin Lacy |

TOP STORYLINES

- The Jackets are 22-6 for the first time in 14 seasons (2011) and are ranked in Perfect Game (No. 22) and D1 Baseball (No. 25) for the second week in a row – first time since 2022.
- Tech has won eight of their first 12 ACC games, the best start to a conference season since 2013.
- GT lost its first ACC series of the season over the weekend, dropping two of three to No. 3 Clemson despite outscoring the Tigers 28-15. The Jackets achieved that run differential after an 18-2 (7) victory in the 2nd game of the series, the largest against Clemson since a 22-4 beat down on April 16, 2006.
- That 18-2 victory featured a 10-run fourth inning with four home runs - the most runs scored in a single inning of an ACC game since hanging 12 runs on Duke back on May 18, 2018.
- Head Coach **Danny Hall** is one of the Top 10 winningest coaches in Division I history – 1,433 wins – 2nd most among active coaches - behind only South Carolina's Paul Mainieri
- Georgia Tech has replaced Texas as the only program in Division I with two head coaches in the Top 10 for career wins – also Jim Morris (5th – 1,594 – at Tech from 1982-93)
- Tech is led by reigning National Freshman of the Year, **Drew Burress**. He leads all of DI with a .798 career slugging % – the only player in Division I with a career slugging & above .725.
- The Houston Co. product became the fastest Yellow Jacket

- in program history to reach 30 career home runs – doing so in just 73 games, a full 20 games faster than the previous record holder, and 1st round draft pick, Kevin Parada
- GT leads the nation in doubles (84) and doubles per game (3.00) – the program record is 2.51, set in the 1987 season.
- **Drew Burress** leads all Power 4 players with 16 doubles (2nd overall). The Jackets are the only team in Division I with 4 players at 11+ doubles, led by Burress (16) along with **Kyle Lodise** (14), **Carson Kerce** (12) & **Kent Schmidt** (11).
- **Lodise** is the only player in the nation to be ranked in the Top 20 in both doubles (5th – 14) and home runs (11th – 12)
- The pitching staff is boasting 11.0 strikeouts-per-game – nearly a 2 K-per-game improvement to last year (9.2) & the 10th best rate in the nation. Tech has not averaged 10+ Ks since the COVID shortened 2020 season (10.9) and hasn't done it over a complete season this century.
- Freshman **Alex Hernandez** is the only undergraduate Power 4 player with a save and at least 8 HRs this season.
- He leads all freshman in RBI (39) and is 2nd among freshman in HR (9).
- Tech is 1st in the nation in doubles (84), 4th in avg. (.336), 7th in OPS (1.019) and 7th in hits (320) & 9th in runs (271) and lead the ACC in each category.
- Senior **Sam Swygert** is making his second start of the season. He has pitched 7.1 innings across three games against Mercer before transferring into GT.

2025 QUICK FACTS
GENERAL INFORMATION

School..... Georgia Institute of Technology (Georgia Tech)
Location..... Atlanta, Ga.
Enrollment..... 45,295
Founded..... 1885
Nickname..... Yellow Jackets, Ramblin' Wreck
Mascot..... "Buzz" the Yellow Jacket
Official Colors..... Tech Gold and White
Conference..... Atlantic Coast Conference (ACC)
President..... Dr. Angel Cabrera
Faculty Athletic Representative..... Dr. Jenna Jordan
Director of Athletics..... J Batt
Website..... www.RamblinWreck.com

BASEBALL STAFF

Head Coach..... Danny Hall (32nd season)
 Alma Mater, Year..... Miami-Ohio, 1977
Associate Head Coach / Recruiting - James Ramsey (7th year)
 Alma Mater, Year..... Florida State, 2012
Assistant Coach/Pitching..... Matt Taylor (2nd year)
 Alma Mater, Year..... Columbus State, 2017
Assistant Coach/Catchers..... Josh Schulman (1st year)
 Alma Mater, Year..... Rochester, 2015 & Texas A&M, 2017
Director of Baseball Operations..... Scott Stricklin
Strength and Conditioning..... Steve Tamborra
Athletic Trainer..... Paul Wolkoff
Equipment Manager..... Bill Shackelford

HISTORICAL INFORMATION

Record Since 1895..... 2,661-1,709-27 (.608)
Record at Mac Nease Baseball Park (since 1985)..... 1,045-345-1 (.752)
ACC Regular Season Record (since 1980)..... 616-455-2 (.575)
ACC Regular Season Championships (Divisional)..... 9
 1987, 1993, 1997, 2000, 2004, 2005, (2011, 2019, 2021)
ACC Tournament Appearances..... 43
ACC Tournament Record..... 83-69 (.546)
ACC Tournament Championships..... 9
 1985, 1986, 1987, 1988, 2000, 2003, 2005, 2012, 2014
NCAA Tournament Appearances..... 35
 1959, 1971, 1985, 1986, 1987, 1988, 1989, 1990, 1991,
 1992, 1993, 1994, 1995, 1996, 1997, 1998, 2000, 2001,
 2002, 2003, 2004, 2005, 2006, 2008, 2009, 2010, 2011,
 2012, 2013, 2014, 2016, 2019, 2021, 2022, 2024
NCAA Tournament Record..... 79-71 (.527)
NCAA Super Regional Appearances..... 5
 2000, 2002, 2004, 2005, 2006
College World Series Appearances..... 3
 1994 (2nd), 2002 (T-5th), 2006 (T-7th)
College World Series Record..... 4-5 (.444)

STADIUM INFORMATION

Name..... Mac Nease Baseball Park at Russ Chandler Stadium
Year Opened..... 1985
Last Renovated..... 2020-21
Capacity..... 3,194
Dimensions..... 329-382-390-350-334
Fence Height..... 10 feet
Address..... Fowler Street & Fifth Street, Atlanta, Ga. 30332

2025 TEAM INFORMATION

Lettermen Returning..... 15
Starting Position Player..... 4
Starting Pitchers..... 2
Newcomers..... 29

2024 YEAR IN REVIEW

Overall Record..... 33-25
ACC Record..... 15-15
ACC Finish..... Fourth - Coastal
ACC Tournament..... 0-2
Final Ranking..... N/A

| NO. | NAME | POS. | YR | B/T | HT | WT | HOMETOWN/LAST SCHOOL |
|-----|------------------|-------------|-------|-----|-------|-----|---|
| 1 | Parker Brosius | OF | JR | R/L | 6'1" | 193 | Suwanee, GA. (Lambert HS) |
| 2 | Kyle Lodise | INF | JR | R/R | 5'11" | 180 | Brunswick, GA. (Augusta) |
| 3 | Carson Kerce | INF | Soph. | R/R | 5'11" | 200 | Marietta, GA. (Pope HS) |
| 4 | Alex Hernandez | RHP/INF | FR | R/R | 6'2" | 188 | Cumming, GA. (Forsyth Central HS) |
| 5 | Cooper McMullen | RHP/OF | FR | R/R | 6'3" | 186 | Bonaire, GA. (Tattnall Square Academy) |
| 6 | Caleb Daniel | C/UTL | FR | L/R | 5'11" | 183 | Cartersville, GA. (Cartersville HS) |
| 7 | William Baker | INF/UTL | FR | L/R | 6'0" | 188 | Upper Coomera, Queensland Australia |
| 8 | Drew Burress | OF | Soph. | R/R | 5'9" | 182 | Houston County, GA. (Houston County HS) |
| 9 | Connor Shouse | RHP/INF | FR | R/R | 6'1" | 175 | Jasper, GA. (Pickens County HS) |
| 10 | Kent Schmidt | INF | Soph. | L/R | 6'0" | 221 | Marietta, GA. (Georgia Southern) |
| 12 | Sam Swygert | RHP | 5th | R/R | 6'1" | 215 | Springfield, SC (The Citadel) |
| 14 | Cayden Sheffield | C/OF | FR | R/R | 6'1" | 184 | Dallas, GA. (North Paulding HS) |
| 15 | Riley Stanford | RHP/OF | JR | R/R | 6'4" | 236 | Gainesville, GA. (Buford HS) |
| 16 | Ethan Murray | INF | FR | R/R | 6'2" | 195 | Buford, GA. (Buford HS) |
| 18 | Cole Royer | RHP | FR | R/R | 6'5" | 185 | Waynesville, GA. (Pierce County HS) |
| 19 | Nathanael Coupet | C/OF | Soph. | R/R | 5'11" | 205 | Boynton Beach, FL (North Broward Prep) |
| 20 | Caden Spivey | RHP | JR | R/R | 6'2" | 195 | Vidalia, GA. (Notre Dame) |
| 21 | John Giesler | INF | 6th | R/R | 6'3" | 224 | Marietta, GA. (Walton HS) |
| 22 | Tate McKee | RHP | Soph. | R/R | 6'3" | 203 | Kennesaw, GA. (Mount Paran Christian) |
| 24 | Joshua Evans | LHP/OF | FR | S/L | 6'3" | 187 | Lawrenceville, GA. (Peachtree Ridge HS) |
| 25 | Vahn Lackey | C/INF | Soph. | R/R | 6'1" | 213 | Suwanee, GA. (Collins Hill HS) |
| 26 | Ryan Johnson | RHP | FR | R/R | 6'4" | 168 | Dallas, GA. (Cartersville HS) |
| 27 | Brett Denby | INF | Soph. | R/R | 5'11" | 170 | New Albany, IN (Jefferson HS) |
| 28 | Jackson Sobel | LHP | Soph. | L/L | 6'2" | 186 | Charleston, SC (Oceanside Collegiate Academy) |
| 29 | Mason Patel | RHP | 5th | R/R | 6'1" | 210 | Knoxville, TN Georgia State) |
| 30 | Porter Buursema | RHP | Soph. | R/R | 6'1" | 195 | Woodstock, GA. (Georgia Southern) |
| 31 | Jackson Blakely | RHP | FR | R/R | 6'0" | 211 | Thomaston GA. (Upson-Lee HS) |
| 32 | Brett Barfield | LHP | JR | L/L | 6'1" | 198 | Cumming, GA. (Florida State) |
| 34 | Drew Rogers | C/INF | FR | R/R | 6'1" | 220 | Tempe, AZ (Hamilton HS) |
| 35 | Jake Lankie | RHP | Soph. | R/R | 6'2" | 200 | Alpharetta, GA. (Georgia) |
| 36 | Thorpe Musci | RHP | FR | R/R | 6'0" | 201 | Lilburn, GA. (Parkview HS) |
| 37 | Caden Gaudette | RHP R-Soph. | R/R | R/R | 6'0" | 207 | Alpharetta, GA. (Milton HS) |
| 38 | Carson Ballard | RHP | JR | R/R | 6'4" | 197 | Alpharetta, GA. (Wesleyan HS) |
| 39 | Tyler Neises | INF/OF | Soph. | L/R | 6'3" | 220 | Dalton, GA. (Dalton HS) |
| 40 | Nathan Waugh | C | 5th | R/R | 6'5" | 230 | Placentia, Calif. (Cornell) |
| 42 | Jaylen Paden | RHP | 5th | R/R | 5'10" | 195 | Atlanta, GA. (Georgia Southern) |
| 45 | Connor Chicoli | RHP | FR | R/R | 6'3" | 185 | Raleigh, NC (Pro5 Baseball Academy) |
| 49 | Kayden Campbell | LHP | JR | R/L | 6'2" | 205 | Cincinnati, OH (Louisville) |
| 55 | Adam McKelvey | LHP | FR | L/L | 6'3" | 229 | Roswell, GA. (Roswell HS) |
| 99 | Brady Jones | RHP | JR | R/R | 6'0" | 204 | Decatur, GA. (Georgia State) |

Coaching Staff

Head Coach – Danny Hall (32nd season)
Associate Head Coach/Recruiting Coordinator – James Ramsey (7th season)
Assistant Coach – Josh Schulman (1st season)
Assistant Coach /Pitching – Matt Taylor (2nd Season)
Director of Pitching - Jason Richman (2nd Season)
Director of Operations - Scott Stricklin (1st season)
Player Development Coach - Steve Tamborra (25th season)
Athletic Trainer - Paul Wolkoff (16th season)

PRO-NUN-SEE-AY-SHUN GUIDE

Parker Brosius..... BRO-zhus
 Kyle Lodise..... LOW-deese
 Carson Kerce..... like "Curse"
 Nathanael Coupet..... coo-PAY
 John Giesler..... GEESE-ler
 Vahn Lackey..... Vaughn
 Thorpe Musci..... like "Musky"
 Tyler Neises..... NICE-sis
 Nathan Waugh..... WAH
 Jaylen Paden..... PAY-din
 Connor Chicoli..... chick-COLE-ee
 Adam McKelvey..... mick-KEL-vee
 Josh Schulman..... SHOOL-man

RECRUITING SUCCESS

- Tech has now signed top-5 classes in four of the last six years, top-10 classes in five of the last six years, and six-straight top-20 Perfect Game recruiting classes, leading the Atlantic Coast Conference in all categories.

- The 2024 freshman class was rated No. 2 in the nation and features three players ranked in PG's National top-100: Drew Rogers (No. 23 prospect / No. 3 Catcher), Connor Shouse (No. 83 prospect / No. 22 SS) and Alex Hernandez (No. 96 prospect / No. 8 3B).

- This class also contains one draft pick from the 2024 MLB draft who chose to come to GT instead (Cole Royer – drafted in the 20th round (601st overall) by the New York Yankees).

JACKETS FROM 2024 NO. 2 RECRUITING CLASS

| Name | Hometown | Position | PG National Ranking |
|------------------|--------------------------------------|----------|---------------------|
| Will Baker | Upper Coomera, Queensland, Australia | INF | --- |
| Jackson Blakely | Thomaston, Ga. | RHP | --- |
| Connor Chicoli | Raleigh N.C. | RHP | 342 |
| Caleb Daniel | Cartersville, Ga. | UTL | 187 |
| Joshua Evans | Lawrenceville, Ga. | LHP | 256 |
| Alex Hernandez | Cumming, Ga. | RHP/INF | 96 |
| Ryan Johnson | Dallas, Ga. | RHP | 462 |
| Adam McKelvey | Roswell, Ga. | LHP | --- |
| Cooper McMullen | Bonaire, Ga. | RHP/OF | 364 |
| Ethan Murray | Buford, Ga. | INF | 282 |
| Thorpe Musci | Lilburn, Ga. | RHP | 223 |
| Drew Rogers | Tempe, Ariz. | C | 23 |
| Cole Royer | Waynesville, Ga. | RHP | 302 |
| Cayden Sheffield | Dallas, Ga. | OF | 262 |
| Connor Shouse | Jasper, Ga. | RHP/INF | 83 |

JACKETS FROM 2023 NO. 5 RECRUITING CLASS

| Name | Hometown | Position |
|------------------|---------------------|----------|
| Drew Burress | Houston County, Ga. | OF |
| Nathanael Coupet | Boynton Beach, Fla. | C |
| Brett Denby | New Albany, Ind. | INF |
| Carson Kerce | Marietta, Ga. | INF |
| Vahn Lackey | Suwanee, Ga. | C |
| Tate McKee | Kennesaw, Ga. | RHP |
| Tyler Neises | Dalton, Ga. | INF |
| Jackson Sobel | Charleston, S.C. | LHP |

JACKETS FROM 2022 NO. 3 RECRUITING CLASS

| Name | Hometown | Position |
|----------------|------------------|----------|
| Parker Brosius | Suwanee, Ga. | OF |
| Riley Stanford | Gainesville, Ga. | OF/RHP |
| Caden Gaudette | Alpharetta, Ga. | RHP |
| Carson Ballard | Alpharetta, Ga. | RHP |

JACKETS FROM 2020 NO. 4 RECRUITING CLASS

| Name | Hometown | Position |
|--------------|---------------|----------|
| John Giesler | Marietta, Ga. | INF |

CARDIAC JACKETS

- Georgia Tech baseball has been in for exciting baseball since 2019, posting a 33-20 record in one-run games.

- Since 2002, Tech has posted a nearly 60-percent win percentage in one-run games (.585).

GT BASEBALL RECORD IN 1-RUN GAMES - SINCE 2002

| Year | Record | Pct. |
|--------------|----------------|-------------|
| 2025 | 2-1 | .667 |
| 2024 | 4-3 | .571 |
| 2023 | 4-6 | .400 |
| 2022 | 6-3 | .667 |
| 2021 | 8-4 | .667 |
| 2020 | 2-2 | .500 |
| 2019 | 10-5 | .667 |
| 2018 | 4-5 | .444 |
| 2017 | 3-9 | .250 |
| 2016 | 8-5 | .615 |
| 2015 | 9-3 | .750 |
| 2014 | 8-10 | .444 |
| 2013 | 8-6 | .571 |
| 2012 | 9-7 | .563 |
| 2011 | 5-5 | .500 |
| 2010 | 5-2 | .714 |
| 2009 | 7-3 | .700 |
| 2008 | 9-4 | .692 |
| 2007 | 5-5 | .500 |
| 2006 | 9-6 | .600 |
| 2005 | 9-9 | .500 |
| 2004 | 10-5 | .667 |
| 2003 | 7-4 | .636 |
| 2002 | 10-3 | .769 |
| TOTAL | 159-113 | .585 |

- The Cardiac Jackets wasted no time returning for 2025, winning opening day by one run, 3-2, after scoring the go-ahead run in the bottom of the eighth after an infield grounder from **Nathan Waugh** gave just enough time for **Drew Burress** to come sliding home from third, despite a 5-man infield from ODU.

- In the 2nd game, Tech fell behind, 3-0 before recording an out, only for the bullpen to come in and pitch 9.0 innings of scoreless ball, striking out a season high 16 and only allowing three base hits. The bullpen kept the game, 3-0, until the bottom of the ninth, when Tech exploded for seven runs, the most scored in a ninth inning in a decade of GT baseball.

- That 7-run 9th inning began with a 5-pitch walk by **Nathan Waugh** before **Vahn Lackey** delivered his 2nd hit of the game to put runners at 1st and 2nd. **Alex Hernandez** drew a walk on 4 pitches to load the bases for **Tyler Neises** who connected on an 0-1 pitch, driving it into left for a single and cutting the deficit to one run, 3-2. **Will Baker** reached on an error when his sacrifice bunt was mishandled by the ODU pitcher, loading the bases for **Kyle Lodise** who took his second walk of the day to score Hernandez and tie the game. The very next batter was **Drew Burress** and he made no mistake, smashing a 1-0 pitch over the wall in right for the walk-off opposite field walk-off grand slam.

- The Jackets began ACC play with a pair of ninth-inning rallies to take two of three at Virginia Tech. On Friday, GT had been trailing, 2-3, since the fifth inning but **Carson Kerce** and **Kyle Lodise** led off the inning with walks before being brought home off

singles from **Kent Schmidt** and **Alex Hernandez**, before **Patel** slammed the door in the bottom of the inning to earn the 4-3 win.

- In the series finale, Tech entered the 9th tied, 6-6 and had not scored since the 3rd. **John Giesler** led off the inning with a four-pitch walk, followed by a 5-pitch walk from **Parker Brosius**. It was freshman **Caleb Daniel** who came through in the clutch, launching a ground-rule double to put GT ahead, 7-6. **Carson Kerce** would drive home **Brosius** on a SAC fly to add the insurance run before the combination of **Brett Barfield** and **Cooper McMullen** shut down the VT bats for the victory and the 1st career save for **McMullen**.

- This year, GT has come from behind in 10 of its 21 wins.

IT STARTS AT HOME...

- Since 1985, Tech has won a whopping .752 percent of its games at home (1,045-335-1).

- In 31 home games in 2024, Tech has hit .339 with 75 doubles, five triples and 61 home runs for 279 RBI.

- Since 2002, Tech has only hit below .300 at home in two full seasons – 2017 and 2021.

- So far in 2025, the Jackets are 15-5 with a .345 average. 65 doubles, two triples and 33 HR for 181 RBI.

DANNY HALL - A LIVING LEGEND

- ABCA Hall of Famer **Danny Hall** joined the Top-10 winningest Division I coaches in history on March 15, when Tech defeated Pitt, 11-1 (7) - his 1,427th win.

- He became the 11th NCAA Division I coach all-time to reach the 1,400 career win mark on April 14 when Tech defeated then-No. 16 Virginia Tech, 11-7.

- In addition to his career-win milestone, Coach Hall also reached the 1,200 wins at Georgia Tech after defeating No. 9 Duke on May 12, 2024.

- He currently has 1,432 career wins – the 2nd most among active NCAA head coaches after South Carolina hired Paul Mainieri (1,522 career wins) this season.

- Hall is 11 wins away from tying Chuck Hartman (1,444 at High Point/Virginia Tech 1959-2006) for the 9th most in Division I history.

- Tech replaced Texas as the only program in Division I with 2 coaches in the all-time top-10 - Jim Morris coached at GT from 1982-93.

ALL-TIME WINNINGEST COACHES -- DIVISION I

| Rk. | Coach | Wins |
|------------|--------------------|--------------|
| 1. | Mike Martin | 2,029 |
| 2. | Augie Garrido | 1,975 |
| 3. | Gene Stephenson | 1,768 |
| 4. | Mark Marquess | 1,627 |
| 5. | <i>Jim Morris</i> | <i>1,594</i> |
| 6. | Paul Mainieri * | 1,522 |
| 7. | Larry Hays | 1,508 |
| 8. | Mike Fox | 1,487 |
| 9. | Chuck Hartman | 1,444 |
| 10. | Danny Hall* | 1,433 |

**Actively coaching*

***Italics indicates they coached at GT*

OFFENSE
Returning Starters

• Georgia Tech baseball returns four bats from the starting lineup of the 2024 Athens Regional Final: Drew Burress, John Giesler, Parker Brosius and Vahn Lackey.

• 2024 National Freshman of the Year (D1 Baseball/Perfect Game) and National Freshman Hitter of the Year (NCBWA) Drew Burress returns for his sophomore season after delivering one of the greatest freshman seasons in college baseball history last year.

• Burress led Georgia Tech in a myriad of categories last year, including average (.381), home runs (25) and RBI (67), becoming the 12th Yellow Jacket to win Tech's triple crown.

• He set the Georgia Tech record for most assists by an outfielder, gunning down 10 base-runners from center field while also setting the program record with four home runs in a single game, against Georgia State (Feb. 27, 2024).

• His .821 slugging percentage from last season gives him the highest career slugging percentage in program history, with a minimum of 200 at bats in White & Gold. It was the 4th highest slugging percentage in a single season by a Yellow Jacket, the best since 1926 and the first .800+ slugging season in 45 years (Tommy Thompson (.811) – 1979).

HIGHEST SLUG % - SINGLE SEASON - GT HISTORY

| Name | TB-AB | Slugging % | Season |
|-----------------------------|----------------|-------------|-------------|
| 1. Tom Angley | 93-100 | .930 | 1926 |
| 2. Bobby Reeves | 97-109 | .890 | 1926 |
| 3. Doug Wycoff | 81-98 | .827 | 1926 |
| 4. Drew Burress | 179-218 | .821 | 2024 |
| 5. Tom Angley | 68-83 | .819 | 1925 |
| 6. Tommy Thompson | 103-127 | .811 | 1979 |
| 7. Jason Varitek | 182-228 | .798 | 1993 |
| 8. <i>Nomar Garciaparra</i> | <i>213-274</i> | <i>.777</i> | <i>1994</i> |
| 9. <i>Mark Teixeira</i> | <i>186-241</i> | <i>.772</i> | <i>2000</i> |
| 10. Riccardo Ingram | 179-237 | .755 | 1987 |

**Italics indicates coached by Danny Hall*

DOUBLE TROUBLE

• Georgia Tech first led the nation in doubles at the start of March (March 2nd) & has been in the Top 3 ever since.

| Rank | Team | Conference | Doubles |
|-----------|---------------------|---------------|-----------|
| 1. | Georgia Tech | ACC | 84 |
| 2. | Richmond | Atlantic 10 | 81 |
| 3. | Western Ky. | C-USA | 76 |
| 4. | Virginia Tech | ACC | 74 |
| 5. | LSU | SEC | 71 |
| 6. | Arizona State | Big 12 | 70 |
| 7. | Utah | Big 12 | 68 |
| 8. | New Mexico | Mountain West | 67 |
| 8. | Austin Peay | A-SUN | 67 |
| 8. | California | ACC | 67 |
| 8. | Fairfield | MAAC | 67 |
| 8. | Maryland | Big Ten | 67 |
| 8. | Cal. Poly | Big West | 67 |

• The Jackets are the only program in the nation with four players at 11+ doubles this year

| Team | Players | 10+ 2B |
|---------------------|---|----------|
| Georgia Tech | Drew Burress (16), Kyle Lodise (14), Carson Kerce (12) & Kent Schmidt (11) | 4 |
| Western Ky. | Carlos Vasquez (13), Ryan Wideman (12) & Ethan Lizama (11) | 3 |
| Kent State | Hayden Jatczak (14), Jacob Casey (11) | 2 |
| Murray State | Jonathan Hogart (16), Luke Mistone (13) | 2 |
| Pitt | Luke Cantwell (14), Ryan Zuckerman (12) | 2 |
| Richmond | Jack Arcamone (16), Jordan Jaffe (14) | 2 |
| South Alabama | Brennan Holt (11), Kyle Morrison (11) | 2 |
| Utah Valley | Dominic Longo II (13), Jayden Smith (11) | 2 |
| Missouri St. | Taeg Gollert (12), Nick Rodriguez (12) | 2 |
| UTSA | Mason Lytle (13), Drew Dettelfsen (11) | 2 |
| Wofford | Tyler Hare (11), Ryan Wynn (11) | 2 |

• So far in 2025, the Georgia Tech offense is the best in the ACC and one of the very best in the country.

GEORGIA TECH — 2025 NAT'L/ACC RANKS

| Category | No. | D1 Rank | ACC Rank |
|------------------|------|---------|----------|
| Doubles | 84 | 1st | 1st |
| Doubles per game | 3.00 | 1st | 1st |
| SAC Flys | 25 | 2nd | 2nd |
| Batting Average | .336 | 4th | 1st |
| Slugging % | .578 | 7th | 1st |
| Hits | 320 | 7th | 1st |
| Runs | 271 | 9th | 1st |
| On-Base % | .441 | 10th | 2nd |
| Walks | 167 | 19th | 5th |
| Home Runs | 45 | 23rd | 3rd |

• Last season, Tech continued its legacy of powerful offense, finishing at or near the top of the ACC in a multitude of categories

GEORGIA TECH — 2024 NAT'L/ACC RANKS

| Category | No. | D1 Rank | ACC Rank |
|---------------------|------|---------|----------|
| Base on Balls | 360 | 10th | 3rd |
| On-Base Percentage | .420 | 17th | 2nd |
| Batting Average | .305 | 29th | 6th |
| Slugging Percentage | .516 | 30th | 7th |

• In 2023, Tech finished in the Top 15 in 5 offensive categories.

GEORGIA TECH — 2023 FINAL NAT'L/ACC RANKS

| Category | No. | D1 Rank | ACC Rank |
|---------------------|------|---------|----------|
| Doubles/Game | 2.49 | 3rd | 2nd |
| Average | .323 | 4th | 2nd |
| Doubles | 142 | 10th | 2nd |
| Slugging percentage | .538 | 11th | 1st |
| On-base percentage | .416 | 15th | 3rd |

• The last 4 years have seen GT's offense become its calling card.

GEORGIA TECH — 2022 FINAL NAT'L/ACC RANKS

| Category | No. | D1 Rank | ACC Rank |
|---------------------|------|---------|----------|
| Runs per game | 9.4 | 3rd | 1st |
| Average | .327 | 1st | 1st |
| On-base percentage | .419 | 6th | 2nd |
| Slugging percentage | .551 | 5th | 2nd |
| Home runs | 115 | 10th | 3rd |

• In 2023, Tech also set the program record for most triples in a single game on Feb. 17 vs. Miami (Ohio) with four.

• Tech also tied the program record for most doubles in a single game on March 14 vs. No. 18 Auburn with eight — hitting six in the third inning alone.

• Tech looked true to form in again being one of the top powerhouse offenses in the ACC on Opening Weekend last year, setting the school record for runs scored on Opening Day (21).

• Part of the season-opening onslaught was seven home runs for Tech, the most in a single game since 2009.

FRESH BATS

• The Jackets return eight bats in total from last year's squad: Brosius, Kerce, Burress, Coupet, Giesler, Lackey, Denby and Neises.

• Tech brings in 10 new faces to the lineup, three transfers and seven freshmen.

• The three transfers: Kyle Lodise, Kent Schmidt and Nathan Waugh will all be looked to as key contributors this year, playing all throughout the GT infield.

• **Kyle Lodise:** Junior shortstop. Started 98 games at Augusta University (Division II). Led his team with a 1.191 OPS last season.

• **Kent Schmidt:** Sophomore 1B. Started 56 games for Georgia Southern last year. Led the team in doubles (16) and walks (40).

• **Nathan Waugh:** Graduate Catcher/DH. 98 career games played at Cornell the last three seasons. Holds Cornell record with a 42-game on-base streak (which ended at 50 games) dating back to the 2023 season after reaching base in all 38 of Cornell's games last season.

• The seven freshmen will be looking to break into the GT lineup this year and continue the great legacy of success at the dish.

• Five of the freshmen hitters come from the state of Georgia with the only two exceptions being Drew Rogers (Tempe, Ariz) and Will Baker (Upper Coomera, Queensland, Australia).

• Six of the seven freshman hitters are ranked in the Top 300 nationally according to Perfect Game

| Name | Hometown | PG State Ranking | PG National Ranking |
|------------------|--------------------------------------|------------------|---------------------|
| Will Baker | Upper Coomera, Queensland, Australia | --- | --- |
| Caleb Daniel | Cartersville, Ga. | 20 | 187 |
| Alex Hernandez | Cumming, Ga. | 12 | 96 |
| Ethan Murray | Buford, Ga. | 32 | 282 |
| Drew Rogers | Tempe, Ariz. | 2 | 23 |
| Cayden Sheffield | Dallas, Ga. | 30 | 262 |
| Connor Shouse | Jasper, Ga. | 9 | 83 |

OFFENSE

STREAKS

• The Jackets hold a number of hitting streaks heading into this weekend. The following players are either currently on or have had their career-long hitting streak in 2025

Active Hitting Streaks - GT Baseball

| Name | Hit Streak | Since | Longest |
|--------------|------------|----------|---------|
| Kent Schmidt | 15 games | Feb. 23 | Same |
| Drew Burress | 6 games | March 22 | 12 |
| Carson Kerce | 3 games | March 28 | 7 |

Active On-Base Streaks - GT Baseball

| Name | On Base Streak | Since | Longest |
|--------------|----------------|----------------|---------|
| Drew Burress | 46 games | April 28, 2024 | Same |
| Kyle Lodise | 40 games* | April 6, 2024 | Same |
| Kent Schmidt | 29 games* | May 14, 2024 | Same |
| Carson Kerce | 19 games | Feb. 28 | Same |

*partially done before transferring to GT

• Burress, Lodise, Schmidt and Lackey have reached base safely in every game they've played this season.

MIDWEEK Highlights - The Bats - GT 15 - KSU 4

• **Alex Hernandez** hit his second grand slam of the season in the sixth inning to break the game open. It was his 8th HR of the season, tying him for the Division I lead among freshman.

• He now leads all Division I freshman with 37 RBI after driving in four tonight.

• **Hernandez** becomes the first Yellow Jacket with multiple grand slams in a single season since Matthew Ellis did so, last year.

• The Cumming, Ga. has tied his season-best hitting streak, now at seven games. Over this streak, he has hit three home runs and a triple for 16 RBI and 11 runs scored while drawing 10 walks.

• Shortstop **Kyle Lodise** extended his career-best on-base streak to 38 games dating back to his time at Augusta University.

• He laced a pair of bases clearing doubles, going 2-for-3 with 4 RBI, 3 runs scored and also drew two walks.

• This was his ninth multi-RBI game of the season and his third 4+ RBI game as a Yellow Jacket. His 28 RBI this season are third on the team behind **Hernandez** (37) and **Burress** (31).

• **Caleb Daniel** extended his hitting streak to six games with a towering 1st inning solo home run. He has scored a team-high 15 runs during this streak.

• The Cartersville product drew a season-high three walks, his second straight game with multiple walks as opposing pitching staffs begin to realize what he is capable of.

• This was his 3rd HR of the season, all coming during the hitting streak (last 6 games). Daniel is now tied with fellow freshman **Drew Rogers** in 4th place on the GT home run chart, behind **Lodise** (9), **Burress** (8) & **Hernandez** (8).

• **Carson Kerce** extended his career-long on-base streak to 16 games with a walk today. He came around to score twice, giving him 17 runs scored over his streak, dating back to Feb. 28 against Western Michigan.

• **Will Baker** went 1-for-2 with two walks, an RBI and two runs scored.

• The Australian had recorded at least 1 RBI in each of his last four games at that point, his only four starts on the season aside from opening day.

• **Drew Burress** has now reached base in a career-best 43 consecutive games dating back to April 28 of last

season. He drove in his 31st RBI of the season in the sixth inning giving him 98 over his career at Georgia Tech.

Friday Highlights - The Bats - GT 7 - Clemson 9

• Freshman **Caleb Daniel** extended his hitting streak to seven games (tied for the longest of his young career) with a pair of doubles, his first multi-double game in college.

• The Cartersville native drove in two runs, with a double in the fifth inning. He would come around to score from second base on a SAC fly from **Hernandez** in the next at-bat, when the Clemson outfielder mistakenly thought he had caught the final out of the inning. By the time he realized his blunder, **Daniel** was already screaming around third base, beating the eventual throw to the plate for his second run of the game.

• **Daniel** has now scored multiple runs in each of his last six games and has scored a run in every game of his current seven game hitting streak (17 in total).

• Sophomore **Carson Kerce** extended his career-long on-base streak to 17 games with a 2-for-3 performance, driving in two runs and adding his 11th double of the year – more than twice his output from his freshman season (5).

• **Kerce** now leads the Jackets with 13 RBI in ACC play, three shy of his ACC season total from last year despite playing in just over a third of the games (16 RBI in 29 ACC games).

• This was his seventh multi-RBI game of the season, putting him in fourth on the team leaderboard behind **Lodise** (9), **Hernandez** (8) and **Burress** (8).

• Junior shortstop **Kyle Lodise** extended his career-best on-base streak to 39 games, dating back to his time at Augusta University.

• He did so with panache, connecting on the second pitch he saw for yet another leadoff home run, his 10th HR of the season and the second straight ACC series in which he has led off the team with a dinger (also Friday, March 21 at Notre Dame).

• **Lodise** joins **Drew Burress** (14 in 2024), Kevin Parada (10 in 2022 – 1st round pick), Kyle McCann (12 in 2019 – 4th round pick), Joey Bart (11 in 2017 – 1st round pick) and Zane Evans (10 in 2013 – 4th round pick) as the only Yellow Jackets to reach double-digit HRs in 26 games in the BBCOR era (since 2011).

• Sophomore **Drew Burress** has now reached base in a career-best 44 consecutive games dating back to April 28 of last season.

• He went 2-for-5 with a pair of singles and two runs scored. He has scored multiple runs in six of 10 ACC games this season.

• Freshman **Alex Hernandez** added to his RBI total with the SAC fly that scored Daniel to tie the game at five in the fifth inning. It was his 38th RBI of the year, the most among Division I freshmen.

• Over his last eight games, Hernandez has hit three home runs and a triple for 17 RBI and 13 runs scored while drawing 11 walks. The Cumming, Ga. native has reached base in 25 of 26 games in college.

• Sophomore **Vahn Lackey** extended his on-base streak to 31 games with a leadoff single in the sixth inning. That streak dates back to last season and is the longest of his career. He would come around to score off a SAC fly from Kerce, tying the game at 6-6.

Saturday Highlights - The Bats - GT 18 - Clemson 2 (7) & GT 3 - Clemson 4

• Junior shortstop **Kyle Lodise** extended his career-best on-base streak to 41 games, dating back to his time at Augusta University.

• His MLB draft stock continues to rise as he finished the day with two home runs, both in game one, to finish with three dingers in the series. Over 12 ACC games this season, **Lodise** has hit eight home runs and is slugging 1.000.

• He has hit a team-high 12 home runs this season while also

reaching base at a .596 clip when leading off an inning (28-of-47).

• His six RBI in the opening game tied **Alex Hernandez** for the most in a game by a Yellow Jacket this season.

• Sophomore **Drew Burress** hit three doubles and a home run today, giving him 16 2Bs and nine homers on the season.

• It was his 34th career HR, passing Mark Fowler (1986-87) and Rick Lockwood (1980-83) on the all-time home run leaderboard as he creeps closer to the Top 20 in program history (36).

• He recorded three RBI, with his go-ahead HR in the second game serving as his 100th and 101st career RBI.

• Burress led the team with a .545 average this series (6-for-11) with an OPS of 1.706.

• Freshman **Alex Hernandez** added to his RBI total with a solo HR fly in the 10-run 4th It was his 39th RBI of the year and 9th HR

• Over his last 10 games, **Hernandez** has hit four home runs and a triple for 18 RBI and 15 runs scored while drawing 12 walks. The Cumming, Ga. native has reached base in 26 of 28 games in college.

• Senior **John Giesler** launched his first home run of the season in the 10-run 4th inning of the first game, his 20th home run in White & Gold.

• Sophomore **Carson Kerce** extended his career-long on-base streak to 19 games today, adding his 12th double of the year – more than twice his output from his freshman season (5).

• Kerce is second on the team with 13 RBI in ACC play, three shy of his ACC season total from last year despite playing in just over a third of the games (16 RBI in 29 ACC games).

• Sophomore **Vahn Lackey** saw his career-best on-base streak snapped at 32 games, dating back to last season.

• Junior **Parker Brosius** was caught stealing for the first time in his career. He is now 23/24 stealing bases in White & Gold.

JACKETS IN THE POLLS

| WEEK | BA | USA | NCBWA | D1 | PG |
|-----------|----|-----|-------|----|----|
| Preseason | - | rv | rv | - | - |
| Week 1 | - | rv | rv | - | - |
| Week 2 | - | rv | rv | - | - |
| Week 3 | - | rv | rv | - | - |
| Week 4 | - | rv | rv | - | - |
| Week 5 | - | rv | rv | - | - |
| Week 6 | - | 25 | rv | 25 | 19 |
| Week 7 | - | 22 | rv | 25 | 22 |

BA = Baseball America, USA = USA Today, NCBWA = NCBWA, D1= D1Baseball.com, PG = Perfect Game N/A = poll not out before release of notes rv = receiving votes

PITCHING

- Georgia Tech returns three pitchers with over 30 innings pitched last season: **Tate McKee** (sophomore. 47.0 IP), **Carson Ballard** (r-sophomore. 34.2 IP) and **Mason Patel** (graduate senior. 36.0 IP)
- The Jackets return seven arms in total from last year's squad: McKee, Ballard, Patel, **Riley Stanford**, **Jackson Sobel**, **Brett Barfield** and **Caden Gaudette**
- The Jackets are heading into the second season under pitching coach **Matt Taylor** and **Jason Richman** as director of pitching. And head coach Hall has said he believes this to be the year that Tech fans witness "the fruits of their labor" as the pitching staff looks to prove people wrong in 2025.
- A whopping 21 new arms are joining the staff for the 2025 season, featuring a solid mix of 14 freshmen and seven transfers.

Freshman Arms

| Name | Hometown | PG State Ranking | PG National Ranking |
|-----------------|--------------------|------------------|---------------------|
| Jackson Blakely | Thomaston, Ga. | 87 | --- |
| Connor Chicoli | Raleigh N.C. | 10 | 342 |
| Joshua Evans | Lawrenceville, Ga. | 27 | 256 |
| Alex Hernandez | Cumming, Ga. | 12 | 96 |
| Ryan Johnson | Dallas, Ga. | 46 | 462 |
| Adam McKelvey | Roswell, Ga. | 178 | --- |
| Cooper McMullen | Bonaire, Ga. | 40 | 364 |
| Thorpe Musci | Lilburn, Ga. | 23 | 223 |
| Cole Royer | Waynesville, Ga. | 33 | 302 |
| Connor Shouse | Jasper, Ga. | 9 | 83 |

Transfers

- Sam Swygert:** Grad Transfer RHP from The Citadel. Pitched in 18 games and made 12 starts last season, pitching a team-high 67.1 innings with a 5.75 ERA.
- Caden Spivey:** Junior RHP from Notre Dame. Made 15 appearances with three starts and 27.2 innings of work while going 1-1 with an 8.46 ERA
- Porter Buursema:** Sophomore RHP from Georgia Southern. Made six starts, pitching 12.2 innings with 14 strikeouts, a 5.68 ERA and a 1-0 record.
- Jake Lankie:** R-Freshman RHP from Georgia. Redshirted last season. Rated as the No. 23 RHP out of Georgia in the class of 2023 Perfect Game rankings.
- Jaylen Paden:** Graduate RHP from Georgia Southern. Has not pitched in a game since March 7, 2023 due to injury. Career 5.62 ERA over 107.1 innings from 2021-23.
- Kayden Campbell:** Junior LHP from Louisville. Made 23 relief appearances last season, pitching 20.0 innings and striking out 22 with a 7.65 ERA
- Brady Jones:** Junior RHP from Georgia State. Led the team with a 5-1 record last season, making 16 relief appearances and 1 start with a 7.32 ERA and 37 strikeouts over 39.1 innings. Most innings pitched out of GSU's bullpen last season.

Spinning From The Start

- The Georgia Tech pitching staff got off to a historically strong start in 2025 - holding its opponents to fewer than five runs in each of its first six games for the first time since 2002.
- The pitching staff allowed nine runs over the course of the series, a 10-run improvement after averaging 19 runs allowed over the previous three opening series sweeps (14 RA in 2024, 24 RA in 2023 and 19 RA in 2022).
- The Jacket pitchers struck out 40 in the opening weekend against Old Dominion – tied with 2022 for the most strikeouts through the first three games this century.
- In March, the Jackets allowed only three hits in back-to-back games against Georgia State (March 11) and Pitt (March 14) - the first time Tech has allowed 3 or fewer hits in back-to-back games since a doubleheader against Duke in 2012 (March 31st – 3 hits in game one / 2 hits in game two) – those games featured a complete game shutout from Buck Farmer and 4.1 innings from Luke Bard – both future major leaguers.

No PATEL-ing How Long This Will Last

- Senior RHP Mason Patel is simply put, the most effective pitcher in the ACC so far in 2025.
- The senior Georgia State transfer from two seasons ago leads the nation with six victories and leads the ACC with a 0.39 ERA and a 0.57 WHIP.
- He is one of only three pitchers in Division I to have surrendered only 1 run with 20+ innings pitched - also Ryan Bilka (Richmond) and Braeden Sloan (TCU).
- He became the first Yellow Jacket pitcher this century to win each of his first six starts.
- He was awarded ACC Co-Pitcher of the week on Feb. 24 after dominating both Marshall and Georgia Southern to the tune of 8.1 innings with a 0.00 ERA, 11 strikeouts and a 2-0 record while only allowing four base runners.
- Patel becomes the first GT pitcher to earn pitcher of the week since Andy Archer (March 29, 2021).
- Patel's award-winning week got started on Wednesday, when he came out of the bullpen to start the third inning in Tech's road opener at Georgia Southern. Patel was perfect through 5.1 innings, retiring the first 16 batters he faced in order to quiet the Georgia Southern bats and allow for Tech to take the game, 5-3. He struck out a career-best nine batters in that appearance, which also goes down as his longest outing in White & Gold – Patel's longest since pitching 6.0 innings in a start against Brown for Georgia State back in 2023, all in only 50 pitches.
- He followed that with another gem of an outing on Sunday against Marshall, entering the game with runners on second and third and nobody out in the fifth inning, working around a hit-by-pitch to keep the Thundering Herd off the board with yet another scoreless inning. He would pitch two more scoreless to earn the victory, leaving after the 7th inning with the Jackets in front, 10-3.
- Patel's efforts bolstered a resurgent GT bullpen in 2025. The Tech bullpen has struck out 54 batter while holding opponents to a .180 average – the best numbers by a Tech bullpen through seven games since at least the turn of the century.
- In his third appearance of the season, Patel entered in the sixth inning - retiring the first batter he saw to get Tech into the 7th inning and earning the win and improving to 3-0 – becoming the first Yellow Jacket pitcher to be 3-0 after only nine games since Xzavion Curry in 2018.
- Patel was first out of the bullpen vs. KSU, working a pair of flyouts to get Tech out of the second inning before striking out two around a couple of hits in the third and adding another K in the fourth around a two-out walk for 2.2 scoreless innings

- He would get credit for the win, improving to 4-0 on the season and becoming the first Yellow Jacket to earn the win in each of his first four appearances since Mark Pope in 2011.

- **Patel** came out of the bullpen in the 5th inning of the series opener at VT and continued his unconscious season, pitching 4.2 innings without allowing a hit.

- Patel allowed only three base runners (one walk, one HBP, one ROE) and retiring 7 straight during the middle innings.

- He would get credit for the win, becoming the first Yellow Jacket to earn a win in each of his first five appearances since Kyle Bakker in 2002.

- **Patel** slammed the door yet again in Tech's last game (vs. GSU) pitching the final 3.0 innings and allowing only one base runner to secure his sixth victory in as many appearances, still without allowing a run.

- He came in to pitch the final three innings of the Saturday win against Pitt, earning his first save of the season. He gave up his first run of the year in the seventh inning, bringing his scoreless streak to an end at 22.2 innings to begin the year – the best by any Tech pitcher this century.

- Last weekend, Patel came out on Saturday once again, pitching a career-best 6.2 innings - the longest outing of any Yellow Jacket this season – while striking out seven and throwing only 73 pitches.

- He entered the game at Notre Dame (March 22) in the third inning, coming in with the bases loaded, one out and a two-run lead (5-3). He proceeded to get a three-pitch strikeout before inducing an inning ending groundout to escape the jam and set the tone for what would be yet another dominant outing.

- He gave up one earned run on a solo homer, just his second earned run allowed over 29.2 innings of work.

- He is the only GT pitcher in the 21st century to earn a part of the decision in a each of his first eight appearances (seven wins, one save).

- Patel took the reins for the final four innings on Friday vs. Clemson, allowing a pair of home runs for a total of three earned runs allowed while striking out four.

- He got saddled with the tough-luck loss, dropping his season record to 7-1 with a save over nine appearances.

GEORGIA TECH PITCHING — 2025 NAT'L/ACC RANKS

| Category | No. | D1 Rank | ACC Rank |
|----------------|------|---------|----------|
| Ks/9 innings | 11.0 | 10th | 4th |
| K/BB Ratio | 2.65 | 27th | 4th |
| ERA | 4.01 | 30th | 3rd |
| Hits/9 innings | 8.02 | 34th | 5th |

LAST WEEK...
MIDWEEK Highlights - The Arms - GT 15 - KSU 4

- Senior **Sam Swygert** got his first start of the season, serving as an opener and allowing one run, a solo home run, in his one inning of work, while also earning a strikeout.

- R-sophomore **Carson Ballard** was first out of the bullpen, pitching a season-long 3.1 innings in relief and allowing only two runs on four hits with a season-high four strikeouts.

- **Ballard** would get credit for the win, his first of the season and the third of his career.

- Junior LHP **Kayden Campbell** came out of the bullpen one out into the 5th inning, recording his first out with a swinging strikeout before retiring the next batter with a groundout.

- He has struck out at least one batter in all seven appearances this season, especially impressive since he has faced four or fewer batters in all but two outings this year.

- R-freshman **Jake Lankie** slammed the door shut in the

seventh, striking out the side to polish off the game.

- He has now struck out the last six batters he's faced dating back to last week's game vs. Gardner-Webb.

Friday Highlights - The Arms - GT 7 - Clemson 9

- Sophomore **Tate McKee** made his seventh straight Friday night start, pitching 5.0 innings with three earned runs allowed while striking out six to only one walk.

- He would take a no decision, keeping his record at a perfect, 4-0.

- **McKee** has pitched at least five innings in six of his seven starts, striking out at least six in each of his last six.

- The Yellow Jackets are 6-1 in games started by McKee this season.

- Senior RHP **Mason Patel** took the reins for the final four innings, allowing a pair of home runs for a total of three earned runs allowed while striking out four.

- He got saddled with the tough-luck loss, dropping his season record to 7-1 with a save over nine appearances.

Saturday Highlights - The Arms - GT 18 - Clemson 2 (7) & GT 3 - Clemson 4

- Junior **Brady Jones** delivered his best start as a Yellow Jacket, pitching 5.0 innings of game one without allowing an earned run and striking out six.

- He would exit the game with a 13-1 lead, earning his third victory of the season to improve to 3-0.

- Freshman **Connor Chicoli** pitched the final inning of the mercy-rule win, just his second appearance out of the bullpen this year after starting three midweek games to begin the season.

- He retired all three Clemson batters he faced for his first scoreless outing in ACC play.

- Senior **Jaylen Paden** was simply superb in game two, entering the game with a 2-1 deficit to start the third and pitching 4.0 innings with eight strikeouts and only one hit allowed.

- The 4.0 innings and eight strikeouts are both season highs, keeping the game at 2-1 into the late innings to give Tech a chance.

- Junior **Caden Spivey** maintained his perfect 0.00 ERA out of the bullpen, pitching the 7th and 8th innings of game two, 2.0 innings with one hit and one walk while striking out three. He was in line for the win before Clemson scratched two runs across in the top of the ninth.

- He has now pitched 6.0 innings of ACC play with only three hits allowed and nine strikeouts without allowing a run of any kind.

- R-Sophomore **Carson Ballard** got the final two outs of the game via strikeout. The only hit he allowed was a comebacker that glanced off his glove, trickling through the infield and allowing an inherited runner to score. Truly tough luck for an otherwise incredibly strong outing.

Jacket Arms - ERA under 4.00

| Name | Innings Pitched | Class | ERA |
|-----------------|-----------------|-------|------|
| Jaylen Paden | 14.2 | Sr. | 0.61 |
| Mason Patel | 33.2 | Sr. | 1.34 |
| Cooper McMullen | 6.1 | Fr. | 1.42 |
| Kayden Campbell | 7.0 | Jr. | 2.57 |
| Brett Barfield | 6.0 | Jr. | 3.00 |
| Caden Spivey | 14.2 | Jr. | 3.07 |
| Tate McKee | 35.1 | So. | 3.31 |
| Brady Jones | 23.1 | Jr. | 3.47 |

Jacket Arms - K/9 over 10.0 (minimum 6 IP)

| Name | Innings Pitched | Class | K/9 |
|-----------------|-----------------|-------|-------|
| Jaylen Paden | 14.2 | Sr. | 15.21 |
| Caden Gaudette | 11.1 | R-So | 13.78 |
| Caden Spivey | 14.2 | Jr. | 13.31 |
| Cole Royer | 6.2 | Fr. | 13.06 |
| Brady Jones | 23.1 | Jr. | 12.47 |
| Kayden Campbell | 7.0 | Jr. | 11.57 |
| Tate McKee | 35.1 | So. | 11.54 |
| Carson Ballard | 12.1 | R-So | 11.16 |
| Riley Stanford | 23.1 | R-So | 10.91 |
| Brett Barfield | 6.0 | Jr. | 10.5 |

MISCELLANEOUS
Jim Poole Number - John Giesler

Georgia Tech baseball continues the legacy of former Yellow Jacket standout and Major League Baseball relief pitcher Jim Poole, who passed away from ALS in October of 2023, by designating a student-athlete each year to wear his No. 21 jersey. The student-athlete selected must exemplify Poole's characteristics both on and off the field.

This year, senior infielder John Giesler becomes the third Yellow Jacket to earn the honor, continuing the tradition begun by Jack Rubenstein in 2023 and Ben King last season.

"I am excited that John Giesler will wear number 21 this year," Head Coach Danny Hall said. "Jim Poole was part of an era in Georgia Tech Baseball that established us as a national power. Jim's prowess on the mound and in the classroom set the bar high for future Yellow Jacket players and teams. John exemplifies those same character traits of excellence on the field and in the classroom. As a two-time Captain he is the ultimate "Tech Man" to honor Jim's legacy."

Giesler, a sixth-year senior from Marietta, Ga. (Walton HS) will wear No. 21, having shown a longstanding commitment to Poole's ideals – self-determination, a strong academic work ethic, and high moral fiber on and off the field. Giesler is a five-time member of the ACC Academic Honor Roll, a two-time academic all-district honoree and earned Academic All-America (3rd Team) in 2023. He is currently pursuing a master's degree in real estate development.

On the diamond, Giesler is entering his second season as team captain. He is a career .308 hitter for the Yellow Jackets and set career highs in doubles (17), home runs (10) and RBI (43) last season while delivering a .990 fielding percentage in 41 games in the corner infield. He will be a key piece of the Jackets' offense again in 2025 as Tech strives for its 36th NCAA Regional berth and fifth in Giesler's career in White and Gold.

"Simply put, this is the greatest honor I have ever been given," Giesler said. "From knowing Jim and knowing who he was as a person, I don't feel deserving but I am incredibly honored. I will do everything I can this year to wear this number with respect and honor him and his family the best I can."

ABOUT JIM POOLE

Poole arrived on The Flats in 1985 and had an immediate impact, as Georgia Tech baseball would win the first of four-straight ACC Tournament Championships. During his four years, he pitched in 120 games and struck out 263 batters in 188 innings. He still ranks first in the Tech record book with 22 career saves, including 10 as a junior and nine as a senior. He was named all-ACC his last two seasons. Poole would be enshrined into the Georgia Tech Sports Hall of Fame just nine years later in 1997.

A stellar worker in the classroom, Poole elected not to turn professional after being selected in the 34th round of the 1987 MLB Draft by the LA Dodgers, and returned to Georgia Tech for his senior year, recording a 2.03 ERA and 113 strikeouts in only 71 innings. Once again, the LA Dodgers would call his name in the 1988 MLB Draft, this time taking him in the ninth round. He would return to

graduate from the Institute with a degree in electrical engineering in 1990.

Poole played 11 years in the major leagues, predominantly with the Baltimore Orioles, Cleveland Indians, and San Francisco Giants. In 431 games played, he finished with 22 victories and a 4.31 ERA, as well as 256 strikeouts and four saves. He helped pitch Cleveland to two American League Championship Series (1995, 1998), making it to the 1995 World Series where he would face the Atlanta Braves.

Following his retirement at the end of the 2000 season, Poole returned to Georgia Tech to join the Alexander-Tharpe Fund as a fundraiser and supporter of the baseball program. He then began serving as the pitching coach at Johns Creek High School in 2010, teaching many young men about pitching mechanics, while also conveying his personal pitching philosophy.

He later joined the business world as a Personal Wealth Advisor for the Baseball Division of BIP Wealth.

After being diagnosed with ALS in 2021, Poole worked tirelessly to raise awareness for the disease. In addition to serving on MLB ALS boards, he also worked with Georgia Tech, who together hosted an ALS Awareness Day during the 2022 baseball season, with Tech wearing Jim Poole shirts and both teams wearing honorary wristbands. Professional players also wore the shirt. Tech later designated the number 21 each year to be worn by a student-athlete who exemplify Poole's ideals – self-determination, a strong academic work ethic, and high moral fiber on and off the field.

Every 90 minutes, someone is diagnosed with ALS, or Lou Gehrig's disease, with an estimated 30,000 people living with ALS in the United States at any given time. Primarily affecting people between the ages of 40 and 70, ALS is a progressive neurodegenerative disease that affects nerve cells in the brain and the spinal cord. There is no known cure.

For more information about ALS, visit www.ALS.org.

GAME-WINNING PLAYS

Game-winning plays are ones that give Tech the lead or break a tie en route to win

| Game | Play | Inning | Final |
|--------------|----------------------------|---------------|--------------|
| vs. ODU | Waugh RBI single | 8th | 3-2 |
| vs. ODU | <i>Burruss Grand Slam</i> | 9th | 7-3 |
| vs. ODU | Waugh RBI single | 7th | 7-4 |
| at GASO | Hernandez RBI groundout | 3rd | 5-3 |
| vs. Marshall | Burruss 2-run HR | 1st | 12-1 (7) |
| vs. Marshall | Daniel scores on error | 2nd | 11-6 |
| vs. UWG | Schmidt 2-run HR | 6th | 16-7 |
| vs. WMU | Burruss 2-run HR | 1st | 16-4 |
| vs. WMU | Kerce RBI double | 2nd | 14-1 (7) |
| vs. WMU | Wild Pitch Scores Brosius | 2nd | 13-3(7) |
| vs. KSU | Lodise 2-run HR | 3rd | 11-4 |
| at VT | Hernandez RBI single | 9th | 4-3 |
| at VT | Daniel RBI double | 9th | 8-6 |
| vs. GSU | Schmidt RBI single | 7th | 4-2 |
| vs. Pitt | Kerce RBI single | 2nd | 10-1 |
| vs. Pitt | Schmidt scored on an error | 1st | 11-1 (7) |
| vs. GWU | Hernandez 2-RBI single | 1st | 14-6 |
| at ND | Lodise Solo HR | 1st | 18-7 (8) |
| at ND | Kerce RBI Double | 2nd | 9-5 |
| at ND | Baker RBI Single | 7th | 10-2 |
| at KSU | Brosius RBI Single | 2nd | 15-4 |
| vs CU | Lodise 3-run HR | 2nd | 18-2 (7) |

Italics indicates Walk-Off hit

GAME-WINNING RBI LEADERS

| Player | 2025 | Career at GT |
|----------------|-------------|---------------------|
| Drew Burruss | 3 | 9 |
| John Giesler | 0 | 5 |
| Parker Brosius | 1 | 5 |
| Kyle Lodise | 3 | 3 |
| Alex Hernandez | 3 | 3 |
| Carson Kerce | 3 | 3 |
| Nathan Waugh | 2 | 2 |
| Kent Schmidt | 2 | 2 |
| Caleb Daniel | 1 | 1 |
| Will Baker | 1 | 1 |

CAREER WALK-OFF HITS

| Player (Date) | Play | Inning | Final |
|--|-----------------|---------------|--------------|
| Parker Brosius (3/8/24 vs. YSU) | 2-RBI double | 8th | 15-5 |
| Parker Brosius (4/2/24 vs. Presbyterian) | RBI bunt single | 7th | 9-8 |
| John Giesler (4/23/24 vs. KSU) | 2-run HR | 7th | 13-2 |
| Drew Burruss (2/15/25 vs. ODU) | Grand Slam | 9th | 7-3 |
| Alex Hernandez (3/2/25 vs. WMU) | 2-run HR | 7th | 13-3 |

MISCELLANEOUS
ATOP THE CONFERENCE

• Georgia Tech baseball ranks among the most prolific winners in ACC history.

MOST ACC TOURNAMENT TITLES, SINCE 2000

| | Titles | Years |
|---------------------|---------------|-------------------------------------|
| Florida State | 6 | 2002, 2004, 2010, 2015, 2017, 2018 |
| Georgia Tech | 5 | 2000, 2003, 2005, 2012, 2014 |
| North Carolina | 4 | 2007, 2013, 2019, 2022 |
| Clemson | 3 | 2006, 2016, 2023 |
| Duke | 2 | 2021, 2024 |
| Virginia | 2 | 2009, 2011 |

MOST ACC REGULAR-SEASON, DIVISIONAL TITLES SINCE 1994

| | Titles | Regular-Season Years (Divisional) |
|---------------------|---------------|--|
| Florida State | 14 | 1996, 1998, 1999, 2001, 2002, 2003 (2007, 2008, 2009, 2010*, 2011, 2012, 2013, 2014) |
| North Carolina | 8 | (2006, 2007, 2009, 2012, 2013, 2017, 2018, 2024) |
| Georgia Tech | 7 | 1997, 2000, 2004, 2005 (2011, 2019, 2021) |
| Clemson | 6 | 1994, 1995 (2006, 2010*, 2018, 2024) |
| Louisville | 5 | (2015, 2016, 2017, 2019, 2022) |
| Miami | 4 | (2008, 2014, 2015, 2016) |

GEORGIA TECH'S MOST COMMON OPPONENTS

| | Games | First Meeting | Series Record |
|----------------|--------------|----------------------|----------------------|
| Georgia | 389 | 1898 | UGA leads 219-168-2 |
| Auburn | 247 | 1897 | AU leads 128-113-5 |
| Clemson | 242 | 1902 | CU leads 121-118-3 |
| Mercer | 175 | 1897 | GT leads 117-58 |
| North Carolina | 158 | 1901 | GT leads 83-75 |
| NC State | 143 | 1921 | GT leads 81-62 |
| Duke | 142 | 1903 | GT leads 101-41 |
| Ga. Southern | 142 | 1947 | GT leads 110-32 |
| Virginia | 138 | 1924 | GT leads 79-64-2 |
| Wake Forest | 123 | 1898 | GT leads 76-46-1 |

• The Jackets will face their top four most common opponents again in 2025 but will not play North Carolina, NC State or Wake Forest in the regular season.

• Tech extended its winning streak against Georgia Southern to six games in a row, dating back to 2022, with a 5-3 win in Statesboro on Feb. 18, 2025 - featuring 5.1 perfect innings from **Mason Patel** along with back-to-back home runs from **Kyle Lodise** and **Drew Burress**.


2025 ACC PRESEASON POLL

| | |
|-------------------------|------------|
| 1. Virginia (13) | 251 |
| 2. Florida State (2) | 230 |
| 3. North Carolina | 217 |
| 4. Clemson (1) | 214 |
| 5. Duke | 182 |
| 6. Wake Forest | 171 |
| 7. NC State | 168 |
| 8. Stanford | 143 |
| 9. Louisville | 128 |
| 10. Georgia Tech | 113 |
| 11. Miami | 87 |
| 12. Virginia Tech | 85 |
| 13. California | 60 |
| 14 Pitt | 52 |
| 15. Notre Dame | 44 |
| 16. Boston College | 31 |

2025 ACC STANDINGS - WEEK 7

| School | ACC | Overall |
|---------------------|------------|----------------|
| Florida State | 7-2 | 23-4 |
| Clemson | 6-3 | 26-5 |
| Georgia Tech | 8-4 | 22-6 |
| Virginia Tech | 7-5 | 20-8 |
| Wake Forest | 7-5 | 20-9 |
| Duke | 7-5 | 19-10 |
| Louisville | 5-4 | 20-7 |
| NC State | 5-4 | 18-10 |
| North Carolina | 6-6 | 21-7 |
| Virginia | 6-6 | 15-11 |
| California | 6-6 | 15-12 |
| Stanford | 5-7 | 16-9 |
| Boston College | 5-7 | 13-12 |
| Pitt | 3-6 | 16-11 |
| Miami | 2-7 | 15-14 |
| Notre Dame | 2-10 | 14-11 |

2025 HONORS
DREW BURRESS

Preseason 1st Team All-American (D1 Baseball)
 Preseason 1st Team All-American (NCBWA)
 Golden Spikes Award (Watch List)
 Preseason ACC Player of the Year (D1 Baseball)
 No. 1 Sophomore in College Baseball (Perfect Game)
 ACC Player of the Week - March 17

MASON PATEL

ACC Co-Pitcher of the Week - Feb. 24

2025 MLB #PROJACKETS

| | |
|-------------------------|-----------|
| Joey Bart, C | Pirates |
| Buck Farmer, RHP | Braves |
| Justyn-Henry Malloy, OF | Tigers |
| Brant Hurter, LHP | Tigers |
| Kyle McCann, C | Athletics |
| Connor Thomas, LHP | Brewers |
| Kristian Campbell, INF | Red Sox |

2025 ACC TOURNAMENT

Beginning this spring with the 2025 ACC Baseball Championship in Durham, North Carolina, all 16 teams in the ACC will compete in a single-elimination championship. The championship will remain six days as it has in previous years, running from Tuesday, May 20, through Sunday, May 25, 2025, from Durham Bulls Athletic Park.

"There's once again tremendous excitement surrounding ACC Baseball and today's announcement will bring an improved championship experience for our student-athletes, coaches, and fans alike," stated ACC Commissioner Jim Phillips Ph.D. "Nationally, the ACC is once again well-represented in the preseason polls and award lists. After what we know will be a highly competitive regular season, we look forward to showcasing all 16 baseball teams in Durham this May."

Since 2006, the ACC Baseball Championship has been played in a pool play or round-robin style format. The tournament last expanded its field size in 2017, moving from 10 to 12 teams.

Under the new format, the top four seeds in the championship will be based off the performance in the regular season and will receive a double-bye into the quarterfinal round, which is scheduled to be held on Thursday and Friday. Seeds five through eight will earn a bye into Wednesday's second round. Seeds 9-16 will begin play with four first round games on Tuesday.

LET'S BRAG ABOUT BURRESS

"Burress is as big a star as you'll find in college baseball, the reigning D1Baseball Freshman of the Year and a 2024 first-team All-American after hitting .381/.512/.821 with 25 homers. He's a no-brainer first-team preseason All-American as a sophomore, and our preseason pick for ACC Player of the Year.

– D1Baseball

- In 2024, Drew Burress established himself as one of the best hitters in college baseball and one of the most exciting prospects to watch leading up to the 2026 draft. If he can continue his historic run through the ranks of NCAA Baseball, every MLB front office will be begging for Burress to become the next face of the franchise.

- Burress hit 25 home runs last season, one shy of the Georgia Tech program record (set by Kevin Parada in 2022) and two shy of the NCAA freshman home run record set by Tommy White (NC State) in 2022 as well.

"If he continues to crush the ball at anything mirroring his current rate, he could follow in [Dylan] Crews' footsteps and reach his high ceiling when he's eligible for the 2026 Draft."

– Jesus Cano, MLB.com

- Burress can claim to have an unofficial piece of the GT home run record since he hit a home run against Georgia that would ultimately not be recorded officially after the game was ended due to rain.

- Last year, Burress became the 1st Yellow Jacket to ever slug over .800 with at least 200 at bats. His .821 slugging percentage led all Division I freshman and 6th overall among those with 200+ ABs.

- Not only did Burress turn heads with his bat but he also set the Georgia Tech record for the most assists by an outfielder in a single season, gunning down 10 runners from his spot in center field.

"He has thunderous bat speed and does a nice job creating leverage in his swing, and shows off plus power, especially to the pull side."

– Peter Flaherty, Baseball America

- This season, Burress has placed an emphasis on showing off his base running. After stealing 8 bags on 10 attempts last year, Burress feels that his speed isn't getting enough attention & looks to amend that in 2025.

- He became the fastest Yellow Jacket in program history to reach 30 career home runs – doing so in just 73 games, a full 20 games faster than the previous record holder, Kevin Parada and faster than legendary Tech sluggers such as Jason Varitek, Mark Teixeira and Nomar Garciaparra

"From Day 1, you never thought he was a freshman. He's a very mature kid. He doesn't mix any words about it. He wants to be a first-round pick. He wants to be the best player in the country. That's what drives him. That's his passion. He is one of those guys that makes everybody around him better. Every day."

– Danny Hall, ABCA Hall of Famer
GEORGIA TECH'S TRIPLE CROWN WINNERS

| Year | Player | HR | RBI | AVG |
|------|-----------------------|-----|------|-------|
| 1958 | Earl Moore | 4 | 15 | .287 |
| 1959 | Roger Kaiser | 4 | 32 | .373 |
| 1960 | George Inman | 7 | 24 | .360 |
| 1968 | Ted Tomasovich | 5 | 38 | .381 |
| 1975 | Frank Turner | 2 | 30 | .376 |
| 1991 | Andy Bruce | 22* | 96* | .345 |
| 1992 | <i>Jason Varitek*</i> | 11 | 52 | .406* |
| 1993 | <i>Jason Varitek</i> | 22* | 72 | .404 |
| 1994 | Jay Payton | 20 | 102* | .434* |
| 1997 | Mark Fischer | 24* | 98 | .354 |
| 1999 | <i>Mark Teixeira</i> | 13 | 65 | .387 |
| 2016 | Matt Gonzalez | 11 | 54 | .378 |
| 2024 | Drew Burress | 25 | 67 | .381 |

* denotes is/was school record

italics indicates member of College Baseball Hall of Fame

ACTIVE NCAA D1 CAREER SLUGGING % LEADERS

| Rank | Player | School | Class | Slug % |
|------|---------------------|---------------------|--------------|-------------|
| 1 | Drew Burress | Georgia Tech | Soph. | .798 |
| 2 | John Bay | Austin Peay | Sr. | .720 |
| 3 | Jared Jones | LSU | Jr. | .714 |
| 4 | Grant Jay | Dallas Baptist | Jr. | .713 |
| 5 | Nolan Schubart | Oklahoma St. | Jr. | .709 |
| 6 | Dalton Beck | LSU | Sr. | .708 |
| 7 | Kade Lewis | Wake Forest | Soph. | .696 |
| 8 | Logan Sutter | Purdue | Sr. | .694 |
| 8 | Jack Moroknek | Butler | Jr. | .694 |
| 10 | Sean Smith | Ga. Southern | Jr. | .681 |

* minimum of 200 career ABs


ACTIVE NCAA CAREER SLUGGING % LEADERS - All Divisions

| Rank | Player | School | Div. | Slug % |
|------|----------------------|---------------------|----------|-------------|
| 1 | Mackenzie Wainwright | Lenoir-Rhyne | 2 | .915 |
| 2 | Adam Paniagua | Regis (Colo.) | 2 | .854 |
| 3 | Jesse Velders | MSU Denver | 2 | .816 |
| 4 | Drew Burress | Georgia Tech | 1 | .798 |
| 5 | Caden Robertson | Central Okla. | 2 | .797 |
| 6 | Kolby Felix | Colorado Mesa | 2 | .790 |
| 7 | Adam Cootway | Wisc-Whitewater | 3 | .787 |
| 8 | Brevin McCool | Lubbock Christian | 2 | .775 |
| 9 | Andrew Mazzone | Claremont-M-S | 3 | .771 |
| 10 | Ben Lea | East Tx Baptist | 3 | .764 |

* minimum of 200 career ABs

2025 RECORD BREAKDOWN

| | ACC | Overall |
|------------------------------------|------------|----------------|
| Overall | 8-4 | 22-6 |
| Home | 3-3 | 15-5 |
| Road | 5-1 | 7-1 |
| Neutral | 0-0 | 0-0 |
| Day Games | 7-2 | 17-4 |
| Night Games (6 p.m. or later) | 1-2 | 5-2 |
| Yellow Jackets Score First | 6-2 | 14-3 |
| Opponent Scores First | 2-2 | 8-3 |
| Yellow Jackets Score in 1st inning | 3-3 | 11-4 |
| Walk-off Victories | 0-0 | 2-0 |
| As a Ranked Team (All Polls) | 1-2 | 2-2 |
| Vs. Ranked Team (All Polls) | 1-2 | 1-2 |
| Vs. LHP (starter) | 1-3 | 8-4 |
| Vs. RHP (starter) | 7-1 | 14-2 |
| Yellow Jacket Starter 6+ IP | 1-0 | 1-0 |
| Yellow Jacket Starter 7+ IP | 0-0 | 0-0 |
| Yellow Jacket Starter 8+ IP | 0-0 | 0-0 |
| Hitting A Home Run | 4-4 | 17-4 |
| Not Hitting A Home Run | 4-0 | 5-2 |
| Out Hit Opponent | 8-0 | 21-1 |
| Get Out Hit By Opponent | 0-2 | 1-3 |
| Equal Number of Hits | 0-2 | 0-2 |
| February | 0-0 | 8-2 |
| March | 8-4 | 14-4 |
| April | 0-0 | 0-0 |
| May | 0-0 | 0-0 |
| June | 0-0 | 0-0 |
| Monday | 0-0 | 0-1 |
| Tuesday | 0-0 | 4-0 |
| Wednesday | 0-0 | 2-0 |
| Thursday | 0-0 | 0-0 |
| Friday | 3-1 | 6-1 |
| Saturday | 3-2 | 5-3 |
| Sunday | 2-1 | 5-1 |
| One-Run Games | 1-1 | 2-1 |
| Two-Run Games | 1-2 | 3-3 |
| Three-Run Games | 0-1 | 1-1 |
| Four+ Run Games | 6-0 | 16-1 |
| Leading After 6 | 6-0 | 17-2 |
| Trailing After 6 | 1-3 | 2-3 |
| Tied After 6 | 1-1 | 3-1 |
| Leading After 7 | 4-0 | 14-1 |
| Trailing After 7 | 1-3 | 2-4 |
| Tied After 7 | 1-1 | 1-1 |
| Leading After 8 | 4-1 | 13-1 |
| Trailing After 8 | 1-3 | 2-5 |
| Tied After 8 | 1-0 | 1-0 |
| Shutouts | 0-0 | 0-0 |
| Extra Innings | 0-0 | 0-0 |
| Score 0-5 Runs | 1-2 | 4-3 |
| Score 6-9 Runs | 2-1 | 4-2 |
| Score 10+ Runs | 5-1 | 14-1 |
| Allow 0-5 Runs | 6-1 | 17-2 |
| Allow 6+ Runs | 2-3 | 5-4 |
| Commit 0 Errors | 1-2 | 7-4 |
| Commit 1 Error | 4-0 | 9-0 |
| Commit 2+ Errors | 3-2 | 6-2 |

HALL OF FAME COACH


- **Danny Hall** is in his 32nd season at Georgia Tech and his 38th overall as a head coach in 2025. He is the winningest baseball coach in Tech history with 1,214 wins.
- Hall, who won his 1,400th career game on April 14, 2024 and his 1,200th win at Georgia Tech on May 12, 2024, stands second among active Division I coaches in career victories entering the 2025 season.
- Prior to the 2024 season, Hall was named to the ABCA Hall of Fame.
 - In his career – both as an assistant and head coach – Hall has been part of over 1,600 victories and seven trips to the College World Series.
 - Hall has led Tech to the NCAA Tournament on 22 occasions and guided the Jackets to the NCAA College World Series in 1994, 2002 and 2006 -- the program's only three berths.
- He announced on March 27th that 2025 will be his final year on The Flats. Closing the book on one of the greatest careers in college baseball history

HALL BY THE NUMBERS

| | |
|--------------|--|
| 1,433 | Career wins as a head coach |
| 1,225 | Wins at Georgia Tech |
| 163 | Total draft picks coached at Tech |
| 144 | All-ACC honors |
| 121 | All-American selections by 46 GT players |
| 52 | Tech's school record for wins set in 2002 |
| 29 | Freshman all-Americans |
| 22 | NCAA Regional appearances at Tech |
| 18 | Top-two ACC offensive finishes |
| 19 | Academic all-America honors by GT players |
| 15 | Yellow Jackets drafted in the first round |
| 7 | ACC regular season/division titles ('97, '00, '04, '05, '11, '19, '21) |
| 6 | NCAA Super Regional appearances at Tech |
| 5 | ACC tournament titles (2000, 2003, 2005, 2012, 2014) |
| 3 | ACC tournament titles (2000, 2003, 2005, 2012, 2014) |

WINNINGEST ACTIVE DIVISION I BASEBALL COACHES

| Name | Seasons | Current School | At School Since | Wins | Losses | Ties | Win % |
|-------------------|----------------|-----------------------|------------------------|-------------|---------------|-------------|--------------|
| Paul Mainieri | 40 | South Carolina | 2025 | 1522 | 789 | 7 | .658 |
| Danny Hall | 38 | Georgia Tech | 1994 | 1433 | 780 | 1 | .647 |
| Elliott Avent | 37 | NC State | 1996 | 1280 | 628 | 0 | .671 |
| Dave Van Horn | 32 | Arkansas | 2003 | 1278 | 836 | 2 | .604 |
| Rich Hill | 38 | Hawaii | 2022 | 1193 | 804 | 4 | .597 |
| Steve Owens | 34 | Rutgers | 2020 | 1059 | 593 | 3 | .641 |
| Rick Heller | 38 | Iowa | 2014 | 1058 | 787 | 5 | .573 |
| Tim Corbin | 29 | Vanderbilt | 2003 | 1047 | 589 | 1 | .640 |
| Mike Bianco | 28 | Ole Miss | 2001 | 1027 | 620 | 1 | .623 |
| Rich Maloney | 30 | Ball St. | 2013 | 1007 | 656 | 2 | .605 |

Coach Hall's .648 win percentage is 17th among the 142 head coaches across Division I with a minimum of 10 seasons coached

TEAM GAME HIGHS

| Batting | |
|----------------------|----------------------------------|
| At bats..... | 41 - at Notre Dame (March 21) |
| Runs scored..... | 18 - at Notre Dame (March 21) |
| | 18 - vs Clemson (March 29) |
| Hits..... | 19 - vs Clemson (March 29) |
| RBLs..... | 18 - at Notre Dame (March 21) |
| Doubles..... | 7 - vs Marshall (Feb 23) |
| | 7 - vs Western Michigan (Mar 02) |
| Triples..... | 1 - (6 times) |
| Home runs..... | 6 - vs Clemson (March 29) |
| Total bases..... | 41 - vs Clemson (March 29) |
| Walks..... | 12 - at Notre Dame (March 21) |
| Strikeouts..... | 14 - at Notre Dame (March 23) |
| Sac hits..... | 3 - vs Old Dominion (Feb 14) |
| Sac flies..... | 2 - (8 times) |
| Stolen bases..... | 6 - vs West Georgia (Feb 26) |
| | 6 - at Virginia Tech (Mar 07) |
| Hit by pitch..... | 4 - vs Marshall (Feb 22) |
| | 4 - vs Marshall (Feb 23) |
| | 4 - vs Western Michigan (Mar 02) |
| Caught stealing..... | 1 - (6 times) |
| | 1 - vs Western Michigan (Mar 02) |
| Runners LOB..... | 14 - vs Marshall (Feb 22) |
| Hit into DP..... | 1 - (13 times) |
| Fielding | |
| Putouts..... | 27 - (20 times) |
| Assists..... | 15 - vs Marshall (Feb 23) |
| Errors..... | 3 - vs Clemson (March 29) |
| Passed balls..... | 3 - vs Gardner-Webb (Mar 18) |
| DPs turned..... | 2 - vs Old Dominion (Feb 14) |
| | 2 - vs Pitt (March 15) |
| Pitching | |
| Innings pitched..... | 9.0 - (20 times) |
| Runs allowed..... | 12 - vs Marshall (Feb 24) |
| | 12 - vs Pitt (March 16) |
| Earned runs..... | 12 - vs Marshall (Feb 24) |
| Walks allowed..... | 8 - vs Clemson (March 29) |
| Strikeouts..... | 18 - vs Clemson (March 29) |
| Hits allowed..... | 16 - vs Marshall (Feb 24) |
| Doubles allowed..... | 4 - vs Pitt (March 16) |
| Triples allowed..... | 1 - vs Marshall (Feb 21) |
| | 1 - vs Kennesaw State (Mar 04) |
| | 1 - at Notre Dame (March 21) |
| Homers allowed..... | 4 - vs Marshall (Feb 24) |
| Wild pitches..... | 2 - vs West Georgia (Feb 26) |
| | 2 - vs Western Michigan (Mar 02) |
| | 2 - vs Kennesaw State (Mar 04) |
| | 2 - vs Gardner-Webb (Mar 18) |
| Hit batters..... | 8 - vs Marshall (Feb 23) |

INDIVIDUAL GAME HIGHS

| Batting | |
|------------------------|--|
| At bats: | 6 - Kyle Lodise at Virginia Tech (Mar 09) |
| Runs scored: | 5 - Caleb Daniel at Notre Dame (March 21) |
| Hits: | 4 - Kyle Lodise at Notre Dame (March 21) |
| | 4 - Caleb Daniel at Notre Dame (March 21) |
| | 4 - Kyle Lodise vs. Clemson (March 29) |
| RBLs: | 6 - Alex Hernandez vs Pitt (March 16) |
| | 6 - Kyle Lodise vs. Clemson (March 29) |
| Doubles: | 2 - (11 times) |
| Triples: | 1 - (6 times) |
| Home runs: | 2 - Alex Hernandez vs Pitt (March 16) |
| Total bases: | 8 - Alex Hernandez vs Pitt (March 16) |
| | 8 - Drew Burress vs Pitt (March 16) |
| Walks: | 4 - Alex Hernandez at Notre Dame (March 21) |
| Strikeouts: | 4 - Caleb Daniel vs. Clemson (March 29) |
| Sac hits: | 1 - (11 times) |
| Sac flies: | 1 - (25 times) |
| Stolen bases: | 2 - (6 times) |
| Hit by pitch: | 2 - Vahn Lackey vs Marshall (Feb 23) |
| Caught stealing: | 1 - (6 times) |
| Runners LOB: | 5 - Alex Hernandez vs W. Michigan (Mar 02) |
| | 5 - Parker Brosius at Notre Dame (March 21) |
| Fielding | |
| Putouts: | 18 - Vahn Lackey vs Clemson (March 29) |
| Assists: | 7 - Carson Kerce vs Georgia State (Mar 11) |
| Errors: | 1 - (20 times) |
| Passed balls: | 2 - Drew Rogers vs Western Michigan (Feb 28) |
| | 2 - Drew Rogers vs. Gardner-Webb (Mar 18) |
| Pitching | |
| Innings pitched: | 6.2 - Mason Patel at Notre Dame (March 22) |
| Runs allowed: | 5 - Riley Stanford at Virginia Tech (March 09) |
| | 5 - Tate McKee vs. Clemson (March 28) |
| Earned runs: | 4 - Riley Stanford at Virginia Tech (March 09) |
| Walks allowed: | 5 - Riley Stanford vs Western Michigan (March 02) |
| | 5 - Jaylen Paden vs. Clemson (March 29) |
| Strikeouts: | 10 - Tate McKee vs Western Michigan (Feb 28) |
| Hits allowed: | 7 - Tate McKee vs Western Michigan (Feb 28) |
| | 7 - Riley Stanford vs Western Michigan (March 02) |
| | 7 - Tate McKee vs. Clemson (March 28) |
| Doubles allowed: | 2 - (8 times) |
| Triples allowed: | 1 - Tate McKee vs Marshall (Feb 21) |
| | 1 - Caden Spivey vs Kennesaw State (March 04) |
| | 1 - Tate McKee at Notre Dame (March 21) |
| Homers allowed: | 2 - Sam Swygert at Virginia Tech (March 08) |
| | 2 - Mason Patel vs. Clemson (March 28) |
| Wild pitches: | 2 - Kayden Campbell vs Western Michigan (March 02) |
| Hit batters: | 5 - Riley Stanford vs Marshall (Feb 23) |

STARTERS

STARTING PITCHERS GAME-BY-GAME

STARTING PITCHER RECORDS

| PITCHER | 2025 Starts | 2025 Record | GT Career Record |
|----------------|-------------|-------------|------------------|
| Tate McKee | 6 | 4-0 | 7-2 |
| Brady Jones | 6 | 2-0 | 2-0 |
| Riley Stanford | 6 | 0-0 | 0-0 |
| Connor Chicoli | 3 | 0-0 | 0-0 |
| Caden Spivey | 2 | 0-0 | 0-0 |
| Alex Hernandez | 1 | 0-0 | 0-0 |
| Sam Swygert | 1 | 0-0 | 0-0 |

* CAREER RECORD IS RECORD AS A STARTER (NOT OVERALL)

| PITCHER | DATE | OPPONENT | DEC. | IP | H | R | ER | BB | SO | NP | SCORE W/LEFT | FINAL |
|----------------|------|------------------|------|-----|---|---|----|----|----|-----|--------------|----------|
| Tate McKee | 2/14 | Old Dominion | ND | 5.0 | 2 | 1 | 0 | 2 | 3 | 72 | 1-1 | W, 3-2 |
| Brady Jones | 2/15 | Old Dominion | ND | 0.0 | 1 | 3 | 3 | 3 | 0 | 22 | 0-3 | W, 7-3 |
| Riley Stanford | 2/16 | Old Dominion | ND | 4.0 | 5 | 1 | 1 | 1 | 5 | 68 | 0-1 | W, 7-4 |
| Connor Chicoli | 2/18 | at GASO | ND | 2.0 | 5 | 3 | 3 | 0 | 0 | 30 | 1-3 | W, 5-3 |
| Tate McKee | 2/21 | Marshall | WIN | 5.0 | 3 | 1 | 1 | 2 | 6 | 75 | 9-1 | W, 12-1 |
| Brady Jones | 2/22 | Marshall | ND | 5.0 | 1 | 1 | 1 | 2 | 7 | 70 | 1-1 | L, 2-4 |
| Riley Stanford | 2/23 | Marshall | ND | 4.0 | 2 | 3 | 1 | 2 | 3 | 76 | 5-3 | W, 11-6 |
| Caden Spivey | 2/24 | Marshall | ND | 3.0 | 2 | 2 | 2 | 2 | 3 | 61 | 5-2 | L, 8-12 |
| Connor Chicoli | 2/26 | West Georgia | ND | 4.0 | 6 | 3 | 3 | 0 | 3 | 57 | 5-3 | W, 16-7 |
| Tate McKee | 2/28 | Western Michigan | WIN | 5.0 | 7 | 3 | 3 | 2 | 10 | 85 | 8-4 | W, 16-4 |
| Brady Jones | 3/1 | Western Michigan | WIN | 5.0 | 3 | 1 | 0 | 3 | 9 | 89 | 5-1 | W, 14-1 |
| Riley Stanford | 3/2 | Western Michigan | ND | 4.0 | 7 | 3 | 3 | 5 | 6 | 98 | 8-3 | W, 13-3 |
| Caden Spivey | 3/4 | Kennesaw State | ND | 1.1 | 4 | 4 | 3 | 2 | 3 | 42 | 2-4 | W, 11-4 |
| Tate McKee | 3/7 | at Virginia Tech | ND | 4.1 | 4 | 3 | 2 | 2 | 7 | 97 | 2-3 | W, 4-3 |
| Brady Jones | 3/8 | at Virginia Tech | ND | 2.0 | 1 | 3 | 3 | 4 | 2 | 51 | 1-3 | L, 5-8 |
| Riley Stanford | 3/9 | at Virginia Tech | ND | 3.0 | 4 | 5 | 4 | 4 | 3 | 52 | 6-5 | W, 8-6 |
| Connor Chicoli | 3/11 | vs. Georgia St. | ND | 4.0 | 2 | 0 | 0 | 2 | 2 | 71 | 2-0 | W, 4-2 |
| Tate McKee | 3/14 | vs. Pitt | WIN | 6.0 | 2 | 1 | 1 | 2 | 6 | 94 | 7-1 | W, 10-1 |
| Brady Jones | 3/15 | vs. Pitt | WIN | 4.0 | 5 | 0 | 0 | 3 | 3 | 74 | 2-0 | W, 11-1 |
| Riley Stanford | 3/16 | vs. Pitt | ND | 3.1 | 2 | 3 | 3 | 2 | 4 | 62 | 6-3 | L, 10-12 |
| Alex Hernandez | 3/18 | vs. Gardner-Webb | ND | 3.0 | 1 | 2 | 2 | 1 | 0 | 39 | 11-2 | W, 14-6 |
| Tate McKee | 3/21 | at Notre Dame | WIN | 5.0 | 5 | 3 | 3 | 1 | 7 | 101 | 13-3 | W, 18-7 |
| Brady Jones | 3/22 | at Notre Dame | ND | 2.1 | 4 | 3 | 2 | 2 | 5 | 54 | 5-3 | W, 9-5 |
| Riley Stanford | 3/23 | at Notre Dame | ND | 3.0 | 2 | 2 | 1 | 1 | 3 | 57 | 2-2 | W, 10-2 |
| Sam Swygert | 3/25 | at Kennesaw St. | ND | 1.0 | 1 | 1 | 1 | 0 | 1 | 15 | 1-1 | W, 15-4 |
| Tate McKee | 3/28 | vs. Clemson | ND | 5.0 | 7 | 5 | 3 | 1 | 6 | 101 | 5-5 | L, 7-9 |
| Brady Jones | 3/29 | vs. Clemson | WIN | 5.0 | 3 | 1 | 0 | 4 | 6 | 96 | 13-1 | W, 18-2 |
| Riley Stanford | 3/29 | vs. Clemson | ND | 2.0 | 5 | 2 | 2 | 1 | 4 | 40 | 0-2 | L, 3-4 |

STARTING PITCHER STATS

(All games Sorted by Earned run avg)

| Player | era | w-l | app | gs | cg | sho | sv | ip | h | r | er | bb | so | 2b | 3b | hr | b/avg | wp | hp | bk | sfa | sha |
|----------------|-------|------|-----|----|----|-----|----|-------|-----|-----|-----|----|-----|----|----|----|-------|----|----|----|-----|-----|
| Tate McKee | 3.31 | 4-0 | 7 | 7 | 0 | 0/0 | 0 | 35.1 | 30 | 17 | 13 | 12 | 45 | 7 | 2 | 3 | .229 | 1 | 3 | 1 | 1 | 1 |
| Brady Jones | 3.47 | 3-0 | 7 | 7 | 0 | 0/0 | 0 | 23.1 | 18 | 12 | 9 | 21 | 32 | 1 | 0 | 1 | .209 | 2 | 4 | 0 | 0 | 1 |
| Connor Chicoli | 5.40 | 0-0 | 3 | 3 | 0 | 0/0 | 0 | 10.0 | 13 | 6 | 6 | 2 | 5 | 4 | 0 | 1 | .333 | 0 | 0 | 0 | 1 | 1 |
| Riley Stanford | 5.79 | 0-0 | 7 | 7 | 0 | 0/0 | 0 | 23.1 | 27 | 19 | 15 | 16 | 28 | 5 | 0 | 5 | .300 | 0 | 9 | 0 | 0 | 3 |
| Alex Hernandez | 6.00 | 0-0 | 1 | 1 | 0 | 0/0 | 0 | 3.0 | 1 | 2 | 2 | 1 | 0 | 0 | 0 | 1 | .111 | 0 | 1 | 0 | 0 | 0 |
| Sam Swygert | 9.00 | 0-0 | 1 | 1 | 0 | 0/0 | 0 | 1.0 | 1 | 1 | 1 | 0 | 1 | 0 | 0 | 1 | .250 | 0 | 0 | 0 | 0 | 0 |
| Caden Spivey | 10.38 | 0-0 | 2 | 2 | 0 | 0/0 | 0 | 4.1 | 6 | 6 | 5 | 4 | 6 | 1 | 1 | 0 | .316 | 1 | 1 | 0 | 1 | 0 |
| Totals | 4.57 | 7-0 | 28 | 28 | 0 | 0/0 | 0 | 100.1 | 96 | 63 | 51 | 56 | 117 | 18 | 3 | 12 | .254 | 4 | 18 | 1 | 3 | 6 |
| Opponents | 10.12 | 2-12 | 28 | 28 | 0 | 0/0 | 0 | 101.1 | 148 | 123 | 114 | 62 | 89 | 44 | 2 | 25 | .336 | 15 | 12 | 1 | 9 | 5 |

BULLPEN GAME-BY-GAME

| OPPONENT | DATE | W-L-S | PITCHERS | INN. | IP | H | R-ER | BB-SO |
|------------------|----------|-------|--|------|-----|----|------------|-------|
| Old Dominion | Feb. 14 | 1-0-0 | Ballard, Paden (W) | 6th | 4.0 | 4 | 1-1 | 0-7 |
| Old Dominion | Feb. 15 | 1-0-0 | Gaudette, Spivey, Swygert, Barfield, McMullen, Royer (W) | 1st | 9.0 | 3 | 0-0 | 4-16 |
| Old Dominion | Feb. 16 | 1-0-1 | Bursema, Campbell (W), Evans, Hernandez (SV) | 5th | 5.0 | 4 | 3-3 | 4-9 |
| at GASO | Feb. 18 | 1-0-1 | Patel (W), Gaudette, Paden (SV) | 3rd | 7.0 | 2 | 0-0 | 1-12 |
| Marshall | Feb. 21 | 0-0-0 | Swygert, Campbell | 6th | 2.0 | 1 | 0-0 | 0-2 |
| Marshall | Feb. 22 | 0-1-0 | Ballard, Gaudette, McMullen | 6th | 4.0 | 4 | 3-3 | 2-4 |
| Marshall | Feb. 23 | 1-0-0 | Bursema, Patel (W), Royer, Lankie, Johnson | 5th | 5.0 | 6 | 3-3 | 2-4 |
| Marshall | Feb. 24 | 0-1-0 | Swygert, Gaudette, Hernandez, Campbell, Musci, Barfield | 4th | 6.0 | 14 | 10-10 | 3-7 |
| West Georgia | Feb. 26 | 1-0-0 | Barfield, Royer, Patel, Johnson, McKelvey | 5th | 5.0 | 8 | 4-4 | 1-5 |
| Western Michigan | Feb. 28 | 0-0-1 | Bursema, Gaudette, Ballard (SV) | 6th | 4.0 | 1 | 1-1 | 0-3 |
| Western Michigan | March 1 | 0-0-0 | Swygert, Paden | 6th | 2.0 | 2 | 0-0 | 1-2 |
| Western Michigan | March 2 | 1-0-0 | McMullen (W), Campbell | 5th | 3.0 | 2 | 0-0 | 1-4 |
| Kennesaw State | March 4 | 1-0-0 | Patel (W), Gaudette, Swygert, Hernandez, Royer | 2nd | 7.2 | 6 | 0-0 | 1-9 |
| at Virginia Tech | March 7 | 1-0-0 | Patel (W) | 5th | 4.2 | 0 | 0-0 | 1-2 |
| at Virginia Tech | March 8 | 0-1-0 | Ballard (L), Swygert, Cambell, Gaudette | 3rd | 7.0 | 8 | 5-5 | 0-5 |
| at Virginia Tech | March 9 | 1-0-1 | Paden, Spivey (W), Barfield, McMullen (SV) | 4th | 6.0 | 3 | 1-1 | 3-6 |
| vs. Georgia St | March 11 | 1-0-0 | McMullen, Swygert, Ballard, Barfield, Patel (W) | 5th | 5.0 | 1 | 4-2 | 4-0 |
| vs. Pitt | March 14 | 0-0-0 | Spivey, Royer | 7th | 3.0 | 1 | 0-0 | 3-4 |
| vs. Pitt | March 15 | 0-0-1 | Patel (SV) | 5th | 3.0 | 3 | 1-1 | 1-4 |
| vs. Pitt | March 16 | 0-1-0 | Gaudette, Barfield, Swygert (L), Campbell, McMullen, McKelvey, Chicoli | 4th | 5.2 | 11 | 9-9 | 5-5 |
| vs. Gardner-Webb | March 18 | 1-0-0 | Johnson (W), Royer, Evans, Lankie, Ballard | 4th | 6.0 | 6 | 4-1 | 2-12 |
| at Notre Dame | March 21 | 0-0-1 | Johnson, Barfield (SV) | 6th | 3.0 | 5 | 4-4 | 0-5 |
| at Notre Dame | March 22 | 1-0-0 | Patel (W) | 3rd | 6.2 | 4 | 2-1 | 0-7 |
| at Notre Dame | March 23 | 1-0-0 | Gaudette, Paden (W), Spivey | 4th | 6.0 | 4 | 0-0 | 2-11 |
| at Kennesaw St. | March 25 | 1-0-0 | Ballard (W), Campbell, Royer, Lankie | 2nd | 6.0 | 5 | 3-3 | 3-9 |
| vs. Clemson | March 28 | 0-1-0 | Patel (L) | 6th | 4.0 | 4 | 4-3 | 2-4 |
| vs. Clemson | March 29 | 0-0-0 | Lankie, Chicoli | 6th | 2.0 | 1 | 1-1 | 1-2 |
| vs. Clemson | March 29 | 0-1-0 | Paden, Spivey, Barfield, Gaudette, Campbell, Ballard | 3rd | 7.0 | 4 | 2-1 | 7-14 |

BULLPEN STATS
(All games Sorted by Earned run avg)

| Player | era | w-l | app | gs | cg | sho | sv | ip | h | r | er | bb | so | 2b | 3b | hr | b/avg | wp | hp | bk | sfa | sha |
|-----------------|-------|------|-----|----|----|-----|----|-------|-----|-----|-----|-----|-----|----|----|----|-------|----|----|----|-----|-----|
| Caden Spivey | 0.00 | 1-0 | 5 | 0 | 0 | 0/0 | 0 | 10.1 | 4 | 0 | 0 | 8 | 15 | 0 | 0 | 0 | .118 | 0 | 0 | 0 | 0 | 1 |
| Jaylen Paden | 0.61 | 2-0 | 6 | 0 | 0 | 0/0 | 1 | 14.2 | 6 | 1 | 1 | 8 | 24 | 0 | 0 | 0 | .120 | 1 | 2 | 0 | 0 | 0 |
| Mason Patel | 1.34 | 7-1 | 9 | 0 | 0 | 0/0 | 1 | 33.2 | 17 | 7 | 5 | 6 | 32 | 3 | 0 | 3 | .148 | 1 | 4 | 0 | 1 | 1 |
| Cooper McMullen | 1.42 | 1-0 | 6 | 0 | 0 | 0/0 | 1 | 6.1 | 3 | 1 | 1 | 5 | 4 | 1 | 0 | 0 | .158 | 0 | 1 | 0 | 0 | 1 |
| Kayden Campbell | 2.57 | 1-0 | 8 | 0 | 0 | 0/0 | 0 | 7.0 | 7 | 2 | 2 | 2 | 9 | 2 | 0 | 1 | .250 | 3 | 3 | 0 | 0 | 0 |
| Brett Barfield | 3.00 | 0-0 | 8 | 0 | 0 | 0/0 | 1 | 6.0 | 7 | 3 | 2 | 2 | 7 | 1 | 0 | 2 | .280 | 0 | 2 | 0 | 0 | 0 |
| Connor Chicoli | 4.50 | 0-0 | 2 | 0 | 0 | 0/0 | 0 | 2.0 | 3 | 1 | 1 | 0 | 2 | 0 | 0 | 0 | .375 | 0 | 0 | 0 | 1 | 0 |
| Cole Royer | 5.40 | 1-0 | 7 | 0 | 0 | 0/0 | 0 | 6.2 | 9 | 4 | 4 | 4 | 9 | 2 | 0 | 0 | .346 | 3 | 2 | 0 | 1 | 0 |
| Caden Gaudette | 5.56 | 0-1 | 10 | 0 | 0 | 0/0 | 0 | 11.1 | 14 | 7 | 7 | 3 | 17 | 3 | 0 | 1 | .311 | 0 | 0 | 0 | 2 | 1 |
| Sam Swygert | 5.56 | 0-1 | 8 | 0 | 0 | 0/0 | 0 | 11.1 | 12 | 7 | 7 | 3 | 12 | 4 | 0 | 2 | .261 | 1 | 2 | 0 | 1 | 0 |
| Carson Ballard | 6.57 | 1-2 | 8 | 0 | 0 | 0/0 | 1 | 12.1 | 16 | 9 | 9 | 2 | 15 | 5 | 0 | 1 | .308 | 0 | 2 | 0 | 0 | 0 |
| Ryan Johnson | 6.75 | 1-0 | 4 | 0 | 0 | 0/0 | 0 | 4.0 | 4 | 3 | 3 | 0 | 7 | 1 | 0 | 1 | .250 | 1 | 2 | 0 | 0 | 0 |
| Jake Lankie | 9.00 | 0-0 | 4 | 0 | 0 | 0/0 | 0 | 4.0 | 6 | 4 | 4 | 1 | 9 | 2 | 0 | 1 | .333 | 0 | 0 | 0 | 0 | 0 |
| Alex Hernandez | 9.00 | 0-1 | 3 | 0 | 0 | 0/0 | 1 | 3.0 | 2 | 3 | 3 | 2 | 3 | 0 | 0 | 1 | .182 | 0 | 0 | 0 | 0 | 0 |
| Adam McKelvey | 9.00 | 0-0 | 2 | 0 | 0 | 0/0 | 0 | 1.0 | 1 | 1 | 1 | 1 | 1 | 0 | 0 | 0 | .333 | 0 | 0 | 0 | 0 | 0 |
| Porter Bursema | 13.50 | 0-0 | 3 | 0 | 0 | 0/0 | 0 | 2.2 | 3 | 4 | 4 | 3 | 6 | 0 | 0 | 0 | .300 | 0 | 4 | 0 | 1 | 0 |
| Joshua Evans | 13.50 | 0-0 | 2 | 0 | 0 | 0/0 | 0 | 0.2 | 2 | 4 | 1 | 3 | 1 | 0 | 0 | 0 | .400 | 1 | 1 | 0 | 0 | 0 |
| Thorpe Musci | 27.00 | 0-0 | 1 | 0 | 0 | 0/0 | 0 | 0.2 | 1 | 2 | 2 | 1 | 1 | 0 | 0 | 1 | .333 | 1 | 0 | 0 | 0 | 0 |
| Totals | 3.66 | 15-6 | 28 | 0 | 0 | 0/0 | 6 | 137.2 | 117 | 63 | 56 | 54 | 174 | 24 | 0 | 14 | .228 | 12 | 25 | 0 | 7 | 4 |
| Opponents | 8.98 | 4-10 | 28 | 0 | 0 | 0/0 | 3 | 123.1 | 171 | 148 | 123 | 105 | 119 | 40 | 4 | 20 | .333 | 20 | 20 | 3 | 16 | 6 |

2025 OVERALL STATS

@GTBASEBALL
Overall Statistics for Georgia Tech (as of Apr 01, 2025)
(All games Sorted by Batting avg)

Record: 22-6 Home: 15-5 Away: 7-1 ACC: 8-4

| Player | avg | gp-gs | ab | r | h | 2b | 3b | hr | rbi | tb | slg% | bb | hp | so | gdp | ob% | sf | sh | sb-att | po | a | e | fld% | |
|-----------------|------|-------|-----|-----|-----|----|----|----|-----|-----|------|-----|----|-----|-----|------|----|----|--------|-----|-----|----|-------|--|
| Kent Schmidt | .415 | 21-21 | 82 | 26 | 34 | 11 | 0 | 2 | 26 | 51 | .622 | 12 | 3 | 12 | 0 | .485 | 4 | 0 | 4-4 | 147 | 3 | 0 | 1.000 | |
| Carson Kerce | .402 | 28-27 | 87 | 23 | 35 | 12 | 0 | 0 | 21 | 47 | .540 | 14 | 2 | 12 | 1 | .481 | 3 | 2 | 5-7 | 24 | 56 | 2 | .976 | |
| Kyle Lodise | .389 | 28-28 | 113 | 42 | 44 | 14 | 1 | 12 | 35 | 96 | .850 | 22 | 4 | 22 | 1 | .500 | 1 | 0 | 7-7 | 24 | 61 | 4 | .955 | |
| Drew Burress | .358 | 28-28 | 109 | 40 | 39 | 16 | 0 | 9 | 34 | 82 | .752 | 26 | 2 | 19 | 0 | .482 | 2 | 0 | 8-9 | 58 | 2 | 1 | .984 | |
| Vahn Lackey | .343 | 28-28 | 105 | 22 | 36 | 5 | 0 | 1 | 19 | 44 | .419 | 11 | 5 | 20 | 2 | .416 | 4 | 2 | 9-10 | 206 | 23 | 5 | .979 | |
| Alex Hernandez | .333 | 28-28 | 108 | 27 | 36 | 5 | 2 | 9 | 39 | 72 | .667 | 19 | 1 | 21 | 2 | .421 | 5 | 0 | 2-2 | 59 | 24 | 4 | .954 | |
| Caleb Daniel | .321 | 23-22 | 81 | 27 | 26 | 8 | 1 | 3 | 14 | 45 | .556 | 13 | 5 | 13 | 0 | .444 | 0 | 0 | 2-2 | 24 | 11 | 0 | 1.000 | |
| Parker Brosius | .277 | 28-25 | 83 | 16 | 23 | 5 | 1 | 1 | 17 | 33 | .398 | 16 | 3 | 26 | 0 | .400 | 3 | 5 | 13-14 | 43 | 1 | 3 | .936 | |
| Tyler Neises | .277 | 24-15 | 65 | 12 | 18 | 4 | 1 | 1 | 13 | 27 | .415 | 13 | 2 | 13 | 1 | .407 | 1 | 0 | 3-3 | 13 | 1 | 2 | .875 | |
| ----- | | | | | | | | | | | | | | | | | | | | | | | | |
| John Giesler | .261 | 11-7 | 23 | 6 | 6 | 0 | 0 | 1 | 4 | 9 | .391 | 5 | 1 | 9 | 1 | .414 | 0 | 0 | 0-0 | 10 | 0 | 0 | 1.000 | |
| Nathan Waugh | .250 | 16-9 | 32 | 10 | 8 | 2 | 0 | 1 | 6 | 13 | .406 | 9 | 1 | 12 | 1 | .429 | 0 | 0 | 0-1 | 0 | 0 | 0 | .000 | |
| Drew Rogers | .250 | 12-8 | 28 | 4 | 7 | 0 | 0 | 3 | 12 | 16 | .571 | 3 | 0 | 16 | 0 | .313 | 1 | 1 | 0-0 | 82 | 11 | 1 | .989 | |
| Will Baker | .200 | 16-6 | 30 | 9 | 6 | 2 | 0 | 1 | 6 | 11 | .367 | 4 | 0 | 10 | 1 | .286 | 1 | 1 | 0-0 | 8 | 18 | 1 | .963 | |
| Connor Shouse | .200 | 8-0 | 5 | 4 | 1 | 0 | 0 | 1 | 2 | 4 | .800 | 0 | 2 | 1 | 0 | .429 | 0 | 0 | 1-1 | 0 | 0 | 0 | .000 | |
| Nahanael Coupet | .000 | 6-0 | 2 | 1 | 0 | 0 | 0 | 0 | 0 | 0 | .000 | 0 | 1 | 2 | 0 | .333 | 0 | 0 | 0-0 | 3 | 0 | 0 | 1.000 | |
| Joshua Evans | .000 | 10-0 | 0 | 2 | 0 | 0 | 0 | 0 | 0 | 0 | .000 | 0 | 0 | 0 | 0 | .000 | 0 | 0 | 0-0 | 5 | 0 | 0 | 1.000 | |
| Totals | .335 | 28 | 953 | 271 | 319 | 84 | 6 | 45 | 248 | 550 | .577 | 167 | 32 | 208 | 10 | .440 | 25 | 11 | 54-60 | 714 | 237 | 26 | .973 | |
| Opponents | .239 | 28 | 892 | 126 | 213 | 42 | 3 | 26 | 120 | 339 | .380 | 110 | 43 | 291 | 10 | .347 | 10 | 10 | 17-27 | 674 | 205 | 30 | .967 | |

LOB - Team (243), Opp (225). DPs turned - Team (14), Opp (13). IBB - Team (2), Burress, D 2, Opp (1). Picked off - Kerce, C 2, Hernandez, A 1.

(All games Sorted by Earned run avg)

| Player | era | w-l | app | gs | cg | sho | sv | ip | h | r | er | bb | so | 2b | 3b | hr | b/avg | wp | hp | bk | sfa | sha | | |
|-----------------|-------|------|-----|----|----|-----|----|-------|-----|-----|-----|-----|-----|----|----|----|-------|----|----|----|-----|-----|--|--|
| Mason Patel | 1.34 | 7-1 | 9 | 0 | 0 | 0/0 | 1 | 33.2 | 17 | 7 | 5 | 6 | 32 | 3 | 0 | 3 | .148 | 1 | 4 | 0 | 1 | 1 | | |
| Tate McKee | 3.31 | 4-0 | 7 | 7 | 0 | 0/0 | 0 | 35.1 | 30 | 17 | 13 | 12 | 45 | 7 | 2 | 3 | .229 | 1 | 3 | 1 | 1 | 1 | | |
| Brady Jones | 3.47 | 3-0 | 7 | 7 | 0 | 0/0 | 0 | 23.1 | 18 | 12 | 9 | 21 | 32 | 1 | 0 | 1 | .209 | 2 | 4 | 0 | 0 | 1 | | |
| Riley Stanford | 5.79 | 0-0 | 7 | 7 | 0 | 0/0 | 0 | 23.1 | 27 | 19 | 15 | 16 | 28 | 5 | 0 | 5 | .300 | 0 | 9 | 0 | 0 | 3 | | |
| ----- | | | | | | | | | | | | | | | | | | | | | | | | |
| Jaylen Paden | 0.61 | 2-0 | 6 | 0 | 0 | 0/0 | 1 | 14.2 | 6 | 1 | 1 | 8 | 24 | 0 | 0 | 0 | .120 | 1 | 2 | 0 | 0 | 0 | | |
| Cooper McMullen | 1.42 | 1-0 | 6 | 0 | 0 | 0/0 | 1 | 6.1 | 3 | 1 | 1 | 5 | 4 | 1 | 0 | 0 | .158 | 0 | 1 | 0 | 0 | 1 | | |
| Kayden Campbell | 2.57 | 1-0 | 8 | 0 | 0 | 0/0 | 0 | 7.0 | 7 | 2 | 2 | 2 | 9 | 2 | 0 | 1 | .250 | 3 | 3 | 0 | 0 | 0 | | |
| Brett Barfield | 3.00 | 0-0 | 8 | 0 | 0 | 0/0 | 1 | 6.0 | 7 | 3 | 2 | 2 | 7 | 1 | 0 | 2 | .280 | 0 | 2 | 0 | 0 | 0 | | |
| Caden Spivey | 3.07 | 1-0 | 7 | 2 | 0 | 0/0 | 0 | 14.2 | 10 | 6 | 5 | 12 | 21 | 1 | 1 | 0 | .189 | 1 | 1 | 0 | 1 | 1 | | |
| Connor Chicoli | 5.25 | 0-0 | 5 | 3 | 0 | 0/0 | 0 | 12.0 | 16 | 7 | 7 | 2 | 7 | 4 | 0 | 1 | .340 | 0 | 0 | 0 | 2 | 1 | | |
| Cole Royer | 5.40 | 1-0 | 7 | 0 | 0 | 0/0 | 0 | 6.2 | 9 | 4 | 4 | 4 | 9 | 2 | 0 | 0 | .346 | 3 | 2 | 0 | 1 | 0 | | |
| Caden Gaudette | 5.56 | 0-1 | 10 | 0 | 0 | 0/0 | 0 | 11.1 | 14 | 7 | 7 | 3 | 17 | 3 | 0 | 1 | .311 | 0 | 0 | 0 | 2 | 1 | | |
| Sam Swygert | 5.84 | 0-1 | 9 | 1 | 0 | 0/0 | 0 | 12.1 | 13 | 8 | 8 | 3 | 13 | 4 | 0 | 3 | .260 | 1 | 2 | 0 | 1 | 0 | | |
| Carson Ballard | 6.57 | 1-2 | 8 | 0 | 0 | 0/0 | 1 | 12.1 | 16 | 9 | 9 | 2 | 15 | 5 | 0 | 1 | .308 | 0 | 2 | 0 | 0 | 0 | | |
| Ryan Johnson | 6.75 | 1-0 | 4 | 0 | 0 | 0/0 | 0 | 4.0 | 4 | 3 | 3 | 0 | 7 | 1 | 0 | 1 | .250 | 1 | 2 | 0 | 0 | 0 | | |
| Alex Hernandez | 7.50 | 0-1 | 4 | 1 | 0 | 0/0 | 1 | 6.0 | 3 | 5 | 5 | 3 | 3 | 0 | 0 | 2 | .150 | 0 | 1 | 0 | 0 | 0 | | |
| Jake Lankie | 9.00 | 0-0 | 4 | 0 | 0 | 0/0 | 0 | 4.0 | 6 | 4 | 4 | 1 | 9 | 2 | 0 | 1 | .333 | 0 | 0 | 0 | 0 | 0 | | |
| Adam McKelvey | 9.00 | 0-0 | 2 | 0 | 0 | 0/0 | 0 | 1.0 | 1 | 1 | 1 | 1 | 1 | 0 | 0 | 0 | .333 | 0 | 0 | 0 | 0 | 0 | | |
| Porter Buursema | 13.50 | 0-0 | 3 | 0 | 0 | 0/0 | 0 | 2.2 | 3 | 4 | 4 | 3 | 6 | 0 | 0 | 0 | .300 | 0 | 4 | 0 | 1 | 0 | | |
| Joshua Evans | 13.50 | 0-0 | 2 | 0 | 0 | 0/0 | 0 | 0.2 | 2 | 4 | 1 | 3 | 1 | 0 | 0 | 0 | .400 | 1 | 1 | 0 | 0 | 0 | | |
| Thorpe Musci | 27.00 | 0-0 | 1 | 0 | 0 | 0/0 | 0 | 0.2 | 1 | 2 | 2 | 1 | 1 | 0 | 0 | 1 | .333 | 1 | 0 | 0 | 0 | 0 | | |
| Totals | 4.05 | 22-6 | 28 | 28 | 0 | 0/0 | 6 | 238.0 | 213 | 126 | 107 | 110 | 291 | 42 | 3 | 26 | .239 | 16 | 43 | 1 | 10 | 10 | | |
| Opponents | 9.49 | 6-22 | 28 | 28 | 0 | 0/0 | 3 | 224.2 | 319 | 271 | 237 | 167 | 208 | 84 | 6 | 45 | .335 | 35 | 32 | 4 | 25 | 11 | | |

PB - Team (6), Rogers, D 5, Lackey, V 1, Opp (9). Pickoffs - Team (2), Stanford, R 1, Lackey, V 1, Opp (3). SBA/ATT - Lackey, V (13-17), Rogers, D (4-10), McKee, T (5-8), Stanford, R (5-8), Royer, C (0-2), Gaudette, C (2-2), Patel, M (2-2), Spivey, C (1-1), McMullen, C (0-1), Hernandez, A (1-1), Jones, B (0-1), Chicoli, C (1-1).

2025 ACC STATS

@GTBASEBALL
Conference statistics for Georgia Tech (as of Apr 01, 2025)
(ACC games only Sorted by Batting avg)

Record: 8-4 Home: 3-3 Away: 5-1 ACC: 8-4

| Player | avg | gp-gs | ab | r | h | 2b | 3b | hr | rbi | tb | slg% | bb | hp | so | gdp | ob% | sf | sh | sb-att | po | a | e | fld% | |
|-----------------|-------|-------|-----|-----|-----|----|----|----|-----|-----|-------|----|----|-----|-----|-------|----|----|--------|-----|-----|----|-------|--|
| Carson Kerce | .429 | 12-12 | 42 | 8 | 18 | 4 | 0 | 0 | 13 | 22 | .524 | 8 | 0 | 6 | 0 | .500 | 2 | 1 | 3-4 | 10 | 25 | 2 | .946 | |
| Kyle Lodise | .418 | 12-12 | 55 | 17 | 23 | 6 | 1 | 8 | 18 | 55 | 1.000 | 6 | 0 | 9 | 1 | .475 | 0 | 0 | 3-3 | 8 | 22 | 1 | .968 | |
| Kent Schmidt | .357 | 6-6 | 28 | 5 | 10 | 4 | 0 | 0 | 5 | 14 | .500 | 1 | 0 | 6 | 0 | .367 | 1 | 0 | 0-0 | 50 | 2 | 0 | 1.000 | |
| Drew Burress | .347 | 12-12 | 49 | 18 | 17 | 9 | 0 | 4 | 11 | 38 | .776 | 9 | 1 | 7 | 0 | .458 | 0 | 0 | 2-2 | 24 | 1 | 1 | .962 | |
| Caleb Daniel | .333 | 12-12 | 48 | 17 | 16 | 5 | 1 | 2 | 12 | 29 | .604 | 5 | 3 | 12 | 0 | .429 | 0 | 0 | 0-0 | 16 | 0 | 0 | 1.000 | |
| Alex Hernandez | .295 | 12-12 | 44 | 13 | 13 | 0 | 2 | 3 | 13 | 26 | .591 | 13 | 0 | 11 | 0 | .441 | 2 | 0 | 2-2 | 32 | 16 | 4 | .923 | |
| Vahn Lackey | .292 | 12-12 | 48 | 8 | 14 | 1 | 0 | 0 | 9 | 15 | .313 | 6 | 0 | 10 | 1 | .357 | 2 | 1 | 5-6 | 115 | 7 | 4 | .968 | |
| Tyler Neises | .233 | 11-7 | 30 | 4 | 7 | 2 | 0 | 0 | 5 | 9 | .300 | 7 | 1 | 7 | 1 | .395 | 0 | 0 | 2-2 | 5 | 0 | 1 | .833 | |
| Parker Brosius | .229 | 12-11 | 35 | 8 | 8 | 1 | 0 | 1 | 3 | 12 | .343 | 9 | 0 | 10 | 0 | .386 | 0 | 3 | 4-5 | 13 | 1 | 0 | 1.000 | |
| Will Baker | .167 | 8-4 | 18 | 5 | 3 | 1 | 0 | 1 | 5 | 7 | .389 | 2 | 0 | 5 | 1 | .238 | 1 | 0 | 0-0 | 6 | 13 | 1 | .950 | |
| ----- | | | | | | | | | | | | | | | | | | | | | | | | |
| Connor Shouse | 1.000 | 2-0 | 1 | 1 | 1 | 0 | 0 | 1 | 2 | 4 | 4.000 | 0 | 0 | 0 | 0 | 1.000 | 0 | 0 | 0-0 | 0 | 0 | 0 | .000 | |
| John Giesler | .294 | 8-5 | 17 | 5 | 5 | 0 | 0 | 1 | 4 | 8 | .471 | 4 | 1 | 6 | 1 | .455 | 0 | 0 | 0-0 | 10 | 0 | 0 | 1.000 | |
| Nathan Waugh | .286 | 5-2 | 7 | 2 | 2 | 0 | 0 | 0 | 1 | 2 | .286 | 3 | 1 | 3 | 0 | .545 | 0 | 0 | 0-0 | 0 | 0 | 0 | .000 | |
| Drew Rogers | .000 | 3-1 | 2 | 0 | 0 | 0 | 0 | 0 | 0 | 0 | .000 | 1 | 0 | 1 | 0 | .333 | 0 | 0 | 0-0 | 8 | 2 | 0 | 1.000 | |
| Nahanael Coupet | .000 | 2-0 | 0 | 1 | 0 | 0 | 0 | 0 | 0 | 0 | .000 | 0 | 1 | 0 | 0 | 1.000 | 0 | 0 | 0-0 | 2 | 0 | 0 | 1.000 | |
| Joshua Evans | .000 | 4-0 | 0 | 1 | 0 | 0 | 0 | 0 | 0 | 0 | .000 | 0 | 0 | 0 | 0 | .000 | 0 | 0 | 0-0 | 3 | 0 | 0 | 1.000 | |
| Totals | .323 | 12 | 424 | 113 | 137 | 33 | 4 | 21 | 101 | 241 | .568 | 74 | 8 | 93 | 5 | .426 | 8 | 5 | 21-24 | 306 | 103 | 15 | .965 | |
| Opponents | .237 | 12 | 388 | 60 | 92 | 17 | 1 | 16 | 57 | 159 | .410 | 52 | 18 | 125 | 3 | .351 | 3 | 6 | 7-11 | 302 | 100 | 9 | .978 | |

LOB - Team (104), Opp (101). DPs turned - Team (6), Opp (5). IBB - Team (1), Burress, D 1, Opp (1). Picked off - Kerce, C 1, Hernandez, A 1.

(ACC games only Sorted by Earned run avg)

| Player | era | w-l | app | gs | cg | sho | sv | ip | h | r | er | bb | so | 2b | 3b | hr | b/avg | wp | hp | bk | sfa | sha | | |
|-----------------|-------|-----|-----|----|----|-----|----|-------|-----|-----|-----|----|-----|----|----|----|-------|----|----|----|-----|-----|--|--|
| Jaylen Paden | 0.84 | 1-0 | 3 | 0 | 0 | 0/0 | 0 | 10.2 | 5 | 1 | 1 | 6 | 17 | 0 | 0 | 0 | .132 | 1 | 2 | 0 | 0 | 0 | | |
| Mason Patel | 2.45 | 2-1 | 4 | 0 | 0 | 0/0 | 1 | 18.1 | 11 | 7 | 5 | 4 | 17 | 1 | 0 | 3 | .175 | 0 | 3 | 0 | 1 | 1 | | |
| Brady Jones | 3.38 | 2-0 | 4 | 4 | 0 | 0/0 | 0 | 13.1 | 13 | 7 | 5 | 13 | 16 | 1 | 0 | 0 | .250 | 1 | 2 | 0 | 0 | 0 | | |
| Tate McKee | 3.98 | 2-0 | 4 | 4 | 0 | 0/0 | 0 | 20.1 | 18 | 12 | 9 | 6 | 26 | 4 | 1 | 3 | .231 | 0 | 2 | 1 | 1 | 1 | | |
| Riley Stanford | 7.94 | 0-0 | 4 | 4 | 0 | 0/0 | 0 | 11.1 | 13 | 12 | 10 | 8 | 14 | 3 | 0 | 4 | .289 | 0 | 2 | 0 | 0 | 2 | | |
| ----- | | | | | | | | | | | | | | | | | | | | | | | | |
| Caden Spivey | 0.00 | 1-0 | 4 | 0 | 0 | 0/0 | 0 | 7.1 | 3 | 0 | 0 | 7 | 10 | 0 | 0 | 0 | .125 | 0 | 0 | 0 | 0 | 1 | | |
| Cooper McMullen | 0.00 | 0-0 | 2 | 0 | 0 | 0/0 | 1 | 1.0 | 0 | 0 | 0 | 1 | 0 | 0 | 0 | 0 | .000 | 0 | 0 | 0 | 0 | 0 | | |
| Cole Royer | 0.00 | 0-0 | 1 | 0 | 0 | 0/0 | 0 | 1.0 | 0 | 0 | 0 | 1 | 2 | 0 | 0 | 0 | .000 | 1 | 1 | 0 | 0 | 0 | | |
| Brett Barfield | 2.45 | 0-0 | 4 | 0 | 0 | 0/0 | 1 | 3.2 | 5 | 2 | 1 | 0 | 6 | 1 | 0 | 1 | .294 | 0 | 1 | 0 | 0 | 0 | | |
| Kayden Campbell | 2.45 | 0-0 | 3 | 0 | 0 | 0/0 | 0 | 3.2 | 4 | 1 | 1 | 1 | 3 | 2 | 0 | 0 | .267 | 1 | 2 | 0 | 0 | 0 | | |
| Connor Chicoli | 4.50 | 0-0 | 2 | 0 | 0 | 0/0 | 0 | 2.0 | 3 | 1 | 1 | 0 | 2 | 0 | 0 | 0 | .375 | 0 | 0 | 0 | 1 | 0 | | |
| Jake Lankie | 9.00 | 0-0 | 1 | 0 | 0 | 0/0 | 0 | 1.0 | 1 | 1 | 1 | 1 | 2 | 0 | 0 | 1 | .250 | 0 | 0 | 0 | 0 | 0 | | |
| Caden Gaudette | 9.82 | 0-1 | 4 | 0 | 0 | 0/0 | 0 | 3.2 | 6 | 4 | 4 | 2 | 4 | 2 | 0 | 0 | .400 | 0 | 0 | 0 | 0 | 1 | | |
| Carson Ballard | 10.80 | 0-1 | 2 | 0 | 0 | 0/0 | 0 | 1.2 | 4 | 2 | 2 | 0 | 2 | 1 | 0 | 1 | .444 | 0 | 0 | 0 | 0 | 0 | | |
| Sam Swygert | 20.25 | 0-1 | 2 | 0 | 0 | 0/0 | 0 | 2.2 | 4 | 6 | 6 | 1 | 4 | 2 | 0 | 2 | .333 | 0 | 1 | 0 | 0 | 0 | | |
| Adam McKelvey | 27.00 | 0-0 | 1 | 0 | 0 | 0/0 | 0 | 0.1 | 0 | 1 | 1 | 1 | 0 | 0 | 0 | 0 | .000 | 0 | 0 | 0 | 0 | 0 | | |
| Ryan Johnson | 99.00 | 0-0 | 1 | 0 | 0 | 0/0 | 0 | 0.0 | 2 | 3 | 3 | 0 | 0 | 0 | 0 | 1 | 1.000 | 0 | 2 | 0 | 0 | 0 | | |
| Totals | 4.32 | 8-4 | 12 | 12 | 0 | 0/0 | 3 | 102.0 | 92 | 60 | 49 | 52 | 125 | 17 | 1 | 16 | .237 | 4 | 18 | 1 | 3 | 6 | | |
| Opponents | 8.94 | 4-8 | 12 | 12 | 0 | 0/0 | 2 | 100.2 | 137 | 113 | 100 | 74 | 93 | 33 | 4 | 21 | .323 | 14 | 8 | 3 | 8 | 5 | | |

PB - Team (0), Opp (6). Pickoffs - Team (0), Opp (2). SBA/ATT - Lackey, V (7-10), McKee, T (2-3), Stanford, R (2-3), Patel, M (2-2), Spivey, C (1-1), McMullen, C (0-1), Jones, B (0-1), Rogers, D (0-1).

2025 SEASON SUMMARY

@GTBASEBALL
Games Summary for Georgia Tech (as of Apr 01, 2025)
(All games)

| Score by innings | 1 | 2 | 3 | 4 | 5 | 6 | 7 | 8 | 9 | Total |
|-------------------------|----------|----------|----------|----------|----------|----------|----------|----------|----------|--------------|
| Georgia Tech | 30 | 44 | 30 | 26 | 27 | 50 | 32 | 14 | 18 | 271 |
| Opponents | 13 | 12 | 19 | 14 | 11 | 22 | 16 | 8 | 11 | 126 |

Record when ...

| | | | |
|----------------------|------|----------------------|------|
| Overall | 22-6 | After 6 leading | 17-2 |
| Conference | 8-4 | trailing | 2-3 |
| Non-Conference | 14-2 | tied | 3-1 |
| Home games | 15-5 | After 7 leading | 13-1 |
| Away games | 7-1 | trailing | 2-4 |
| Neutral site | 0-0 | tied | 1-1 |
| Day games | 18-4 | After 8 leading | 12-1 |
| Night games | 4-2 | trailing | 2-5 |
| vs Left starter | 10-2 | tied | 1-0 |
| vs Right starter | 12-4 | | |
| 1-Run games | 2-1 | Hit 0 home runs | 5-2 |
| 2-Run games | 3-3 | ... 1 home run | 7-2 |
| 5+Run games | 14-0 | ... 2+ home runs | 10-2 |
| Extra innings | 0-0 | | |
| Shutouts | 0-0 | Opponent 0 home runs | 11-0 |
| | | 1 home run | 10-3 |
| Scoring 0-2 runs | 0-1 | 2+ HRs | 1-3 |
| 3-5 runs | 4-2 | | |
| 6-9 runs | 4-2 | Made 0 errors | 7-4 |
| 10+ runs | 14-1 | 1 error | 9-0 |
| | | 2+ errors | 6-2 |
| Opponent 0-2 runs | 8-0 | | |
| 3-5 runs | 9-2 | Opp. made 0 errors | 8-2 |
| 6-9 runs | 5-2 | 1 error | 7-3 |
| 10+ runs | 0-2 | 2+ errors | 7-1 |
| Scored in 1st inning | 11-4 | Out-hit opponent | 21-1 |
| Opp. scored in 1st | 7-2 | Out-hit by opponent | 1-3 |
| Scores first | 14-3 | Hits are tied | 0-2 |
| Opp. scores first | 8-3 | | |

Record when team scores:

| | | | | | | | | | | | |
|------|-----|-----|-----|-----|-----|-----|-----|-----|-----|-----|------|
| Runs | 0 | 1 | 2 | 3 | 4 | 5 | 6 | 7 | 8 | 9 | 10+ |
| W-L | 0-0 | 0-0 | 0-1 | 1-1 | 2-0 | 1-1 | 0-0 | 2-1 | 1-1 | 1-0 | 14-1 |

Record when opponent scores:

| | | | | | | | | | | | |
|------|-----|-----|-----|-----|-----|-----|-----|-----|-----|-----|-----|
| Runs | 0 | 1 | 2 | 3 | 4 | 5 | 6 | 7 | 8 | 9 | 10+ |
| W-L | 0-0 | 4-0 | 4-0 | 4-0 | 4-2 | 1-0 | 3-0 | 2-0 | 0-1 | 0-1 | 0-2 |

Record when leading after:

| | | | | | | | | |
|------|-----|------|------|------|------|------|------|------|
| Inn. | 1 | 2 | 3 | 4 | 5 | 6 | 7 | 8 |
| W-L | 9-3 | 15-2 | 16-2 | 17-2 | 18-2 | 17-2 | 13-1 | 12-1 |

Record when trailing after:

| | | | | | | | | |
|------|-----|-----|-----|-----|-----|-----|-----|-----|
| Inn. | 1 | 2 | 3 | 4 | 5 | 6 | 7 | 8 |
| W-L | 5-2 | 5-3 | 4-3 | 2-3 | 3-2 | 2-3 | 2-4 | 2-5 |

Record when tied after:

| | | | | | | | | |
|------|-----|-----|-----|-----|-----|-----|-----|-----|
| Inn. | 1 | 2 | 3 | 4 | 5 | 6 | 7 | 8 |
| W-L | 8-1 | 2-1 | 2-1 | 3-1 | 1-2 | 3-1 | 1-1 | 1-0 |

Current losing streak: 1
 Longest winning streak: 6
 Longest losing streak: 1

Home attendance : 31407 (20 dates avg = 1570)
 Away attendance : 6613 (8 dates avg = 826)
 Total attendance: 38020 (28 dates avg = 1357)

2025 SITUATIONAL STATS

@GTBASEBALL
Batting Analysis for Georgia Tech (as of Apr 01, 2025)
(All games Sorted by Player Name)

| Player | vs left | | | vs right | | | w/runners | | | w/bases empty | | | w/bases loaded | | | as leadoff | | | fly | gnd | fly/ |
|-----------------|---------|----|-------|----------|----|------|-----------|----|------|---------------|----|------|----------------|----|------|------------|----|-------|-----|-----|------|
| | h | ab | avg | h | ab | avg | h | ab | avg | h | ab | avg | h | ab | avg | rch | op | pct | out | out | gnd |
| Will Baker | 0 | 6 | .000 | 6 | 24 | .250 | 4 | 23 | .174 | 2 | 7 | .286 | 0 | 1 | .000 | 1 | 4 | .250 | 8 | 7 | 1.1 |
| Parker Brosius | 4 | 30 | .133 | 19 | 53 | .358 | 15 | 52 | .288 | 8 | 31 | .258 | 1 | 3 | .333 | 4 | 15 | .267 | 26 | 15 | 1.7 |
| Drew Burress | 12 | 33 | .364 | 27 | 76 | .355 | 21 | 57 | .368 | 18 | 52 | .346 | 3 | 6 | .500 | 9 | 19 | .474 | 32 | 18 | 1.8 |
| Nahanael Coupet | 0 | 0 | .000 | 0 | 2 | .000 | 0 | 2 | .000 | 0 | 0 | .000 | 0 | 1 | .000 | 0 | 0 | .000 | 0 | 0 | 0.0 |
| Caleb Daniel | 5 | 22 | .227 | 21 | 59 | .356 | 13 | 40 | .325 | 13 | 41 | .317 | 0 | 0 | .000 | 9 | 17 | .529 | 26 | 17 | 1.5 |
| John Giesler | 4 | 17 | .235 | 2 | 6 | .333 | 4 | 13 | .308 | 2 | 10 | .200 | 0 | 1 | .000 | 3 | 6 | .500 | 4 | 3 | 1.3 |
| Alex Hernandez | 12 | 39 | .308 | 24 | 69 | .348 | 23 | 65 | .354 | 13 | 43 | .302 | 2 | 5 | .400 | 11 | 24 | .458 | 29 | 25 | 1.2 |
| Carson Kerce | 12 | 32 | .375 | 23 | 55 | .418 | 17 | 46 | .370 | 18 | 41 | .439 | 1 | 4 | .250 | 13 | 26 | .500 | 29 | 15 | 1.9 |
| Vahn Lackey | 13 | 38 | .342 | 23 | 67 | .343 | 22 | 59 | .373 | 14 | 46 | .304 | 1 | 2 | .500 | 12 | 32 | .375 | 25 | 29 | 0.9 |
| Kyle Lodise | 12 | 35 | .343 | 32 | 78 | .410 | 17 | 49 | .347 | 27 | 64 | .422 | 0 | 3 | .000 | 28 | 47 | .596 | 26 | 19 | 1.4 |
| Tyler Neises | 3 | 14 | .214 | 15 | 51 | .294 | 13 | 42 | .310 | 5 | 23 | .217 | 1 | 3 | .333 | 6 | 12 | .500 | 15 | 16 | 0.9 |
| Drew Rogers | 2 | 9 | .222 | 5 | 19 | .263 | 5 | 19 | .263 | 2 | 9 | .222 | 1 | 2 | .500 | 2 | 5 | .400 | 2 | 5 | 0.4 |
| Kent Schmidt | 16 | 33 | .485 | 18 | 49 | .367 | 23 | 55 | .418 | 11 | 27 | .407 | 1 | 2 | .500 | 7 | 12 | .583 | 25 | 15 | 1.7 |
| Connor Shouse | 1 | 1 | 1.000 | 0 | 4 | .000 | 1 | 5 | .200 | 0 | 0 | .000 | 0 | 1 | .000 | 1 | 1 | 1.000 | 0 | 2 | 0.0 |
| Nathan Waugh | 2 | 16 | .125 | 6 | 16 | .375 | 6 | 23 | .261 | 2 | 9 | .222 | 0 | 0 | .000 | 4 | 8 | .500 | 5 | 5 | 1.0 |
| Totals | 98 | 32 | .302 | 221 | 62 | .352 | 184 | 55 | .335 | 135 | 40 | .335 | 11 | 34 | .324 | 110 | 22 | .482 | 252 | 191 | 1.3 |
| Opponents | 17 | 61 | .279 | 196 | 83 | .236 | 97 | 43 | .225 | 116 | 46 | .252 | 8 | 30 | .267 | 88 | 23 | .370 | 183 | 211 | 0.9 |

| Player | pinch hitting | | | w/runners in scoring pos | | | w/runner on 3r and LT 2 out | | | with 2 outs | | | success adv runners | | | 2- rnrns | | | rch | rch | kl |
|-----------------|---------------|----|-------|--------------------------|----|------|-----------------------------|----|------|-------------|----|------|---------------------|----|------|----------|-----|-----|-----|-----|----|
| | h | ab | avg | h | ab | avg | rbi | op | pct | h | ab | avg | adv | op | pct | rbi | w/o | lob | err | fc | kl |
| Will Baker | 1 | 5 | .200 | 3 | 13 | .231 | 3 | 4 | .750 | 2 | 12 | .167 | 10 | 26 | .385 | 0 | 7 | 11 | 1 | 0 | 0 |
| Parker Brosius | 1 | 1 | 1.000 | 10 | 32 | .313 | 5 | 8 | .625 | 11 | 32 | .344 | 35 | 69 | .507 | 9 | 11 | 28 | 1 | 3 | 6 |
| Drew Burress | 0 | 0 | .000 | 15 | 33 | .455 | 5 | 7 | .714 | 14 | 34 | .412 | 36 | 66 | .545 | 10 | 8 | 19 | 3 | 5 | 4 |
| Nahanael Coupet | 0 | 1 | .000 | 0 | 2 | .000 | 0 | 0 | .000 | 0 | 2 | .000 | 0 | 2 | .000 | 0 | 0 | 4 | 0 | 0 | 0 |
| Caleb Daniel | 1 | 1 | 1.000 | 5 | 25 | .200 | 2 | 3 | .667 | 10 | 30 | .333 | 24 | 47 | .511 | 6 | 3 | 16 | 0 | 3 | 6 |
| John Giesler | 0 | 2 | .000 | 3 | 10 | .300 | 0 | 1 | .000 | 2 | 7 | .286 | 9 | 16 | .563 | 4 | 2 | 4 | 1 | 0 | 0 |
| Alex Hernandez | 0 | 0 | .000 | 15 | 47 | .319 | 10 | 14 | .714 | 9 | 37 | .243 | 44 | 78 | .564 | 11 | 11 | 33 | 2 | 3 | 5 |
| Carson Kerce | 0 | 0 | .000 | 14 | 33 | .424 | 10 | 12 | .833 | 13 | 31 | .419 | 30 | 56 | .536 | 9 | 9 | 25 | 1 | 3 | 3 |
| Vahn Lackey | 0 | 0 | .000 | 12 | 33 | .364 | 9 | 14 | .643 | 9 | 26 | .346 | 37 | 68 | .544 | 6 | 15 | 20 | 1 | 4 | 11 |
| Kyle Lodise | 0 | 0 | .000 | 8 | 28 | .286 | 4 | 6 | .667 | 11 | 32 | .344 | 28 | 55 | .509 | 13 | 2 | 22 | 3 | 4 | 10 |
| Tyler Neises | 1 | 4 | .250 | 10 | 28 | .357 | 3 | 5 | .600 | 4 | 26 | .154 | 25 | 47 | .532 | 5 | 6 | 15 | 3 | 1 | 8 |
| Drew Rogers | 0 | 0 | .000 | 5 | 14 | .357 | 3 | 6 | .500 | 2 | 12 | .167 | 7 | 21 | .333 | 3 | 2 | 10 | 0 | 0 | 3 |
| Kent Schmidt | 0 | 0 | .000 | 18 | 36 | .500 | 7 | 9 | .778 | 10 | 26 | .385 | 38 | 62 | .613 | 4 | 15 | 18 | 0 | 1 | 4 |
| Connor Shouse | 0 | 4 | .000 | 0 | 4 | .000 | 0 | 0 | .000 | 0 | 3 | .000 | 3 | 5 | .600 | 0 | 0 | 4 | 1 | 1 | 1 |
| Nathan Waugh | 1 | 3 | .333 | 3 | 14 | .214 | 2 | 7 | .286 | 2 | 9 | .222 | 11 | 25 | .440 | 3 | 1 | 9 | 0 | 3 | 2 |
| Totals | 5 | 21 | .238 | 121 | 35 | .344 | 63 | 96 | .656 | 99 | 31 | .310 | 337 | 64 | .524 | 83 | 92 | 243 | 17 | 31 | 63 |
| Opponents | 6 | 33 | .182 | 60 | 24 | .241 | 43 | 61 | .705 | 66 | 29 | .228 | 208 | 50 | .414 | 30 | 52 | 225 | 16 | 28 | 79 |

Success Advancing Runners = percentage of times the batter advanced at least one runner during a plate appearance
 #Rnrns Adv w/Out = TOTAL number of runners advanced when the player made an out

TEAM GAME-BY-GAME - Hitting

| Date | Opponent | ab | r | h | rbi | 2b | 3b | hr | tb | bb | ibb | sb | cs | hbp | sac | sf | gdp | k | po | a | e | lob | avg |
|---------|---------------------|-----|-----|-----|-----|----|----|----|-----|-----|-----|----|----|-----|-----|----|-----|-----|-----|-----|----|-----|------|
| Feb 14 | OLD DOMINION | 24 | 3 | 3 | 3 | 1 | 0 | 1 | 7 | 5 | 0 | 0 | 0 | 1 | 3 | 0 | 1 | 7 | 27 | 9 | 1 | 6 | .125 |
| Feb 15 | OLD DOMINION | 31 | 7 | 6 | 7 | 1 | 0 | 1 | 10 | 7 | 0 | 1 | 0 | 0 | 0 | 0 | 1 | 13 | 27 | 7 | 1 | 7 | .164 |
| Feb 16 | OLD DOMINION | 34 | 7 | 11 | 6 | 4 | 0 | 1 | 18 | 3 | 0 | 2 | 0 | 2 | 0 | 2 | 0 | 10 | 27 | 5 | 1 | 10 | .225 |
| Feb 18 | at Georgia Southern | 34 | 5 | 9 | 5 | 3 | 0 | 2 | 18 | 4 | 0 | 2 | 1 | 1 | 0 | 0 | 1 | 8 | 27 | 8 | 0 | 7 | .236 |
| Feb 21 | MARSHALL | 31 | 12 | 13 | 11 | 4 | 0 | 3 | 26 | 7 | 0 | 2 | 0 | 0 | 0 | 2 | 0 | 4 | 21 | 5 | 0 | 10 | .273 |
| Feb 22 | MARSHALL | 34 | 2 | 7 | 2 | 3 | 0 | 0 | 10 | 5 | 0 | 0 | 0 | 4 | 0 | 0 | 0 | 2 | 27 | 8 | 0 | 14 | .261 |
| Feb 23 | MARSHALL | 36 | 11 | 15 | 11 | 7 | 0 | 2 | 28 | 1 | 0 | 5 | 0 | 4 | 2 | 2 | 0 | 6 | 27 | 15 | 2 | 10 | .286 |
| Feb 24 | MARSHALL | 33 | 8 | 9 | 7 | 2 | 0 | 0 | 11 | 8 | 0 | 3 | 1 | 2 | 0 | 1 | 1 | 8 | 27 | 9 | 0 | 9 | .284 |
| Feb 26 | WEST GEORGIA | 39 | 16 | 17 | 15 | 4 | 1 | 3 | 32 | 9 | 0 | 6 | 0 | 1 | 0 | 2 | 0 | 6 | 27 | 11 | 0 | 11 | .304 |
| Feb 28 | WESTERN MICHIG | 38 | 16 | 15 | 16 | 3 | 1 | 4 | 32 | 4 | 0 | 1 | 0 | 2 | 0 | 0 | 0 | 5 | 27 | 9 | 1 | 4 | .314 |
| Mar 01 | WESTERN MICHIG | 34 | 14 | 18 | 14 | 4 | 0 | 1 | 25 | 3 | 0 | 3 | 0 | 1 | 0 | 2 | 0 | 6 | 21 | 8 | 1 | 8 | .334 |
| Mar 02 | WESTERN MICHIG | 30 | 13 | 14 | 12 | 7 | 0 | 1 | 24 | 5 | 0 | 3 | 1 | 4 | 0 | 1 | 0 | 4 | 21 | 8 | 0 | 9 | .344 |
| Mar 04 | KENNESAW STAT | 34 | 11 | 13 | 10 | 1 | 0 | 2 | 20 | 6 | 1 | 0 | 0 | 1 | 0 | 2 | 0 | 11 | 27 | 6 | 2 | 8 | .347 |
| *Mar 07 | at Virginia Tech | 35 | 4 | 9 | 4 | 0 | 0 | 0 | 9 | 7 | 0 | 6 | 1 | 0 | 0 | 0 | 0 | 9 | 27 | 7 | 2 | 11 | .340 |
| *Mar 08 | at Virginia Tech | 35 | 5 | 9 | 5 | 3 | 1 | 2 | 20 | 3 | 0 | 0 | 0 | 0 | 1 | 0 | 0 | 9 | 24 | 14 | 0 | 7 | .335 |
| *Mar 09 | at Virginia Tech | 35 | 8 | 11 | 7 | 3 | 1 | 0 | 16 | 7 | 1 | 2 | 1 | 2 | 1 | 1 | 0 | 10 | 27 | 10 | 1 | 11 | .333 |
| Mar 11 | GEORGIA STATE | 29 | 4 | 7 | 4 | 1 | 0 | 1 | 11 | 8 | 0 | 3 | 0 | 0 | 0 | 1 | 1 | 6 | 27 | 13 | 0 | 10 | .329 |
| *Mar 14 | PITTSBURGH | 33 | 10 | 10 | 9 | 2 | 0 | 1 | 15 | 7 | 0 | 1 | 0 | 1 | 1 | 0 | 0 | 3 | 27 | 9 | 0 | 8 | .327 |
| *Mar 15 | PITTSBURGH | 32 | 11 | 12 | 8 | 6 | 0 | 0 | 18 | 10 | 0 | 5 | 0 | 0 | 0 | 2 | 0 | 4 | 21 | 7 | 1 | 13 | .330 |
| *Mar 16 | PITTSBURGH | 37 | 10 | 12 | 10 | 4 | 0 | 4 | 28 | 3 | 0 | 1 | 0 | 3 | 0 | 1 | 1 | 11 | 27 | 12 | 0 | 7 | .329 |
| Mar 18 | GARDNER-WEBB | 36 | 14 | 13 | 11 | 3 | 0 | 0 | 16 | 8 | 0 | 2 | 0 | 0 | 0 | 1 | 0 | 8 | 27 | 6 | 2 | 7 | .331 |
| *Mar 21 | at Notre Dame | 41 | 18 | 17 | 18 | 3 | 1 | 4 | 34 | 12 | 0 | 1 | 0 | 0 | 0 | 1 | 1 | 6 | 24 | 9 | 1 | 12 | .336 |
| *Mar 22 | at Notre Dame | 38 | 9 | 13 | 9 | 3 | 1 | 2 | 24 | 2 | 0 | 1 | 0 | 0 | 0 | 1 | 1 | 4 | 27 | 7 | 2 | 5 | .336 |
| *Mar 23 | at Notre Dame | 36 | 10 | 9 | 6 | 1 | 0 | 0 | 10 | 7 | 0 | 3 | 0 | 0 | 1 | 0 | 0 | 14 | 27 | 7 | 2 | 7 | .332 |
| Mar 25 | at Kennesaw State | 32 | 15 | 12 | 13 | 3 | 0 | 2 | 21 | 10 | 0 | 0 | 0 | 1 | 1 | 1 | 0 | 11 | 21 | 7 | 0 | 9 | .334 |
| *Mar 28 | CLEMSON | 35 | 7 | 11 | 7 | 3 | 0 | 1 | 17 | 4 | 0 | 1 | 0 | 0 | 1 | 2 | 0 | 7 | 27 | 12 | 3 | 8 | .333 |
| *Mar 29 | CLEMSON | 36 | 18 | 19 | 16 | 4 | 0 | 6 | 41 | 7 | 0 | 0 | 0 | 2 | 0 | 0 | 1 | 5 | 21 | 7 | 1 | 9 | .341 |
| *Mar 29 | CLEMSON | 31 | 3 | 5 | 2 | 1 | 0 | 1 | 9 | 5 | 0 | 0 | 1 | 0 | 0 | 0 | 1 | 11 | 27 | 2 | 2 | 6 | .335 |
| Totals | | 953 | 271 | 319 | 248 | 84 | 6 | 45 | 550 | 167 | 2 | 54 | 6 | 32 | 11 | 25 | 10 | 208 | 714 | 237 | 26 | 243 | .335 |

TEAM GAME-BY-GAME - Pitching

| Date | Opponent | ip | h | r | er | bb | so | 2b | 3b | hr | wp | bk | hbp | dp | ibb | score | w-l | sv | era |
|---------|---------------------|-------|-----|-----|-----|-----|-----|----|----|----|----|----|-----|----|-----|---------|------|----|------|
| Feb 14 | OLD DOMINION | 9.0 | 6 | 2 | 1 | 2 | 10 | 1 | 0 | 0 | 0 | 0 | 1 | 2 | 0 | 3-2 | 1-0 | 0 | 1.00 |
| Feb 15 | OLD DOMINION | 9.0 | 4 | 3 | 3 | 7 | 16 | 0 | 0 | 0 | 0 | 0 | 2 | 0 | 0 | 7-3 | 2-0 | 0 | 2.00 |
| Feb 16 | OLD DOMINION | 9.0 | 9 | 4 | 4 | 5 | 14 | 0 | 0 | 1 | 0 | 0 | 2 | 0 | 0 | 7-4 | 3-0 | 1 | 2.67 |
| Feb 18 | at Georgia Southern | 9.0 | 7 | 3 | 3 | 1 | 12 | 2 | 0 | 1 | 0 | 0 | 0 | 0 | 0 | 5-3 | 4-0 | 2 | 2.75 |
| Feb 21 | MARSHALL | 7.0 | 4 | 1 | 1 | 2 | 8 | 1 | 1 | 0 | 0 | 0 | 0 | 0 | 0 | 12-1 | 5-0 | 2 | 2.51 |
| Feb 22 | MARSHALL | 9.0 | 5 | 4 | 4 | 4 | 11 | 0 | 0 | 1 | 0 | 0 | 1 | 0 | 0 | 2-4 | 5-1 | 2 | 2.77 |
| Feb 23 | MARSHALL | 9.0 | 8 | 6 | 4 | 4 | 7 | 3 | 0 | 0 | 0 | 0 | 8 | 0 | 0 | 11-6 | 6-1 | 2 | 2.95 |
| Feb 24 | MARSHALL | 9.0 | 16 | 12 | 12 | 5 | 10 | 3 | 0 | 4 | 1 | 0 | 2 | 0 | 0 | 8-12 | 6-2 | 2 | 4.11 |
| Feb 26 | WEST GEORGIA | 9.0 | 14 | 7 | 7 | 1 | 8 | 3 | 0 | 1 | 2 | 0 | 0 | 1 | 0 | 16-7 | 7-2 | 2 | 4.44 |
| Feb 28 | WESTERN MICHIG | 9.0 | 8 | 4 | 4 | 2 | 13 | 3 | 0 | 0 | 1 | 0 | 3 | 0 | 0 | 16-4 | 8-2 | 3 | 4.40 |
| Mar 01 | WESTERN MICHIG | 7.0 | 5 | 1 | 0 | 4 | 11 | 0 | 0 | 0 | 1 | 0 | 1 | 1 | 0 | 14-1 | 9-2 | 3 | 4.07 |
| Mar 02 | WESTERN MICHIG | 7.0 | 9 | 3 | 3 | 6 | 10 | 2 | 0 | 0 | 2 | 0 | 2 | 1 | 0 | 13-3 | 10-2 | 3 | 4.06 |
| Mar 04 | KENNESAW STAT | 9.0 | 10 | 4 | 3 | 3 | 12 | 2 | 1 | 0 | 2 | 0 | 0 | 0 | 0 | 11-4 | 11-2 | 3 | 3.97 |
| *Mar 07 | at Virginia Tech | 9.0 | 4 | 3 | 2 | 3 | 9 | 2 | 0 | 1 | 0 | 0 | 1 | 0 | 0 | 4-3 | 12-2 | 3 | 3.83 |
| *Mar 08 | at Virginia Tech | 8.0 | 9 | 8 | 8 | 4 | 7 | 3 | 0 | 3 | 1 | 0 | 2 | 1 | 0 | 5-8 | 12-3 | 3 | 4.15 |
| *Mar 09 | at Virginia Tech | 9.0 | 7 | 6 | 5 | 7 | 9 | 1 | 0 | 1 | 0 | 0 | 3 | 0 | 1 | 8-6 | 13-3 | 4 | 4.20 |
| Mar 11 | GEORGIA STATE | 9.0 | 3 | 2 | 2 | 6 | 2 | 1 | 0 | 0 | 0 | 0 | 2 | 1 | 0 | 4-2 | 14-3 | 4 | 4.07 |
| *Mar 14 | PITTSBURGH | 9.0 | 3 | 1 | 1 | 5 | 10 | 1 | 0 | 0 | 1 | 1 | 2 | 0 | 0 | 10-1 | 15-3 | 4 | 3.89 |
| *Mar 15 | PITTSBURGH | 7.0 | 8 | 1 | 1 | 4 | 7 | 2 | 0 | 0 | 0 | 0 | 0 | 2 | 0 | 11-1 | 16-3 | 5 | 3.78 |
| *Mar 16 | PITTSBURGH | 9.0 | 13 | 12 | 12 | 7 | 9 | 4 | 0 | 1 | 1 | 0 | 1 | 0 | 0 | 10-12 | 16-4 | 5 | 4.21 |
| Mar 18 | GARDNER-WEBB | 9.0 | 7 | 6 | 3 | 3 | 12 | 1 | 0 | 1 | 2 | 0 | 1 | 1 | 0 | 14-6 | 17-4 | 5 | 4.15 |
| *Mar 21 | at Notre Dame | 8.0 | 10 | 7 | 7 | 1 | 12 | 0 | 1 | 3 | 0 | 0 | 3 | 1 | 0 | 18-7 | 18-4 | 6 | 4.31 |
| *Mar 22 | at Notre Dame | 9.0 | 8 | 5 | 3 | 2 | 12 | 0 | 0 | 1 | 0 | 0 | 1 | 0 | 0 | 9-5 | 19-4 | 6 | 4.25 |
| *Mar 23 | at Notre Dame | 9.0 | 6 | 2 | 1 | 3 | 14 | 2 | 0 | 1 | 0 | 0 | 1 | 0 | 0 | 10-2 | 20-4 | 6 | 4.11 |
| Mar 25 | at Kennesaw State | 7.0 | 6 | 4 | 4 | 3 | 10 | 3 | 0 | 1 | 1 | 0 | 0 | 1 | 0 | 15-4 | 21-4 | 6 | 4.14 |
| *Mar 28 | CLEMSON | 9.0 | 11 | 9 | 6 | 3 | 10 | 1 | 0 | 3 | 0 | 0 | 2 | 1 | 0 | 7-9 | 21-5 | 6 | 4.22 |
| *Mar 29 | CLEMSON | 7.0 | 4 | 2 | 1 | 5 | 8 | 0 | 0 | 1 | 0 | 0 | 1 | 1 | 0 | 18-2 | 22-5 | 6 | 4.13 |
| *Mar 29 | CLEMSON | 9.0 | 9 | 4 | .2 | 8 | 18 | 1 | 0 | 1 | 1 | 0 | 1 | 0 | 0 | 3-4 | 22-6 | 6 | 4.05 |
| Totals | | 238.0 | 213 | 126 | 107 | 110 | 291 | 42 | 3 | 26 | 16 | 1 | 43 | 14 | 1 | 271-126 | 22-6 | 6 | 4.05 |

GT BASEBALL CAREER STATS - AT GEORGIA TECH

Will Baker

| Year | avg | qp-gs | ab | r | h | 2b | 3b | hr | rbi | tb | slg% | bb | hbp | so | gdp | ob% | sf | sh | sb-att | po | a | e | fld% |
|-------|------|-------|----|---|---|----|----|----|-----|----|------|----|-----|----|-----|------|----|----|--------|----|----|---|------|
| 2025 | .200 | 16-6 | 30 | 9 | 6 | 2 | 0 | 1 | 6 | 11 | .367 | 4 | 0 | 10 | 1 | .286 | 1 | 1 | 0-0 | 8 | 18 | 1 | .963 |
| TOTAL | .200 | 16-6 | 30 | 9 | 6 | 2 | 0 | 1 | 6 | 11 | .367 | 4 | 0 | 10 | 1 | .286 | 1 | 1 | 0-0 | 8 | 18 | 1 | .963 |

Carson Ballard

| Year | avg | qp-gs | ab | r | h | 2b | 3b | hr | rbi | tb | slg% | bb | hbp | so | gdp | ob% | sf | sh | sb-att | po | a | e | fld% |
|-------|------|-------|----|---|---|----|----|----|-----|----|------|----|-----|----|-----|------|----|----|--------|----|---|---|-------|
| 2024 | .000 | 0-0 | 0 | 0 | 0 | 0 | 0 | 0 | 0 | 0 | .000 | 0 | 0 | 0 | 0 | .000 | 0 | 0 | 0-0 | 3 | 2 | 3 | .625 |
| 2025 | .000 | 0-0 | 0 | 0 | 0 | 0 | 0 | 0 | 0 | 0 | .000 | 0 | 0 | 0 | 0 | .000 | 0 | 0 | 0-0 | 1 | 1 | 0 | 1.000 |
| TOTAL | .000 | 0-0 | 0 | 0 | 0 | 0 | 0 | 0 | 0 | 0 | .000 | 0 | 0 | 0 | 0 | .000 | 0 | 0 | 0-0 | 4 | 3 | 3 | .700 |

| Year | era | w-l | app | gs | cg | sho | sv | ip | h | r | er | bb | so | 2b | 3b | hr | bf | bavg | wp | hbp | bk | sfa | sha |
|-------|------|-----|-----|----|----|-----|----|------|----|----|----|----|----|----|----|----|-----|------|----|-----|----|-----|-----|
| 2024 | 4.41 | 2-2 | 13 | 6 | 0 | 0/1 | 1 | 34.2 | 38 | 22 | 17 | 9 | 26 | 7 | 0 | 6 | 148 | .286 | 1 | 2 | 1 | 1 | 3 |
| 2025 | 6.57 | 1-2 | 8 | 0 | 0 | 0/0 | 1 | 12.1 | 16 | 9 | 9 | 2 | 15 | 5 | 0 | 1 | 56 | .308 | 0 | 2 | 0 | 0 | 0 |
| TOTAL | 4.98 | 3-4 | 21 | 6 | 0 | 0/1 | 2 | 47.0 | 54 | 31 | 26 | 11 | 41 | 12 | 0 | 7 | 204 | .292 | 1 | 4 | 1 | 1 | 3 |

Brett Barfield

| Year | avg | qp-gs | ab | r | h | 2b | 3b | hr | rbi | tb | slg% | bb | hbp | so | gdp | ob% | sf | sh | sb-att | po | a | e | fld% |
|-------|------|-------|----|---|---|----|----|----|-----|----|------|----|-----|----|-----|------|----|----|--------|----|---|---|-------|
| 2024 | .000 | 0-0 | 0 | 0 | 0 | 0 | 0 | 0 | 0 | 0 | .000 | 0 | 0 | 0 | 0 | .000 | 0 | 0 | 0-0 | 0 | 1 | 1 | .500 |
| 2025 | .000 | 0-0 | 0 | 0 | 0 | 0 | 0 | 0 | 0 | 0 | .000 | 0 | 0 | 0 | 0 | .000 | 0 | 0 | 0-0 | 1 | 0 | 0 | 1.000 |
| TOTAL | .000 | 0-0 | 0 | 0 | 0 | 0 | 0 | 0 | 0 | 0 | .000 | 0 | 0 | 0 | 0 | .000 | 0 | 0 | 0-0 | 1 | 1 | 1 | .667 |

| Year | era | w-l | app | gs | cg | sho | sv | ip | h | r | er | bb | so | 2b | 3b | hr | bf | bavg | wp | hbp | bk | sfa | sha |
|-------|------|-----|-----|----|----|-----|----|------|----|----|----|----|----|----|----|----|-----|------|----|-----|----|-----|-----|
| 2024 | 6.75 | 0-0 | 16 | 0 | 0 | 0/0 | 0 | 16.0 | 22 | 15 | 12 | 10 | 18 | 6 | 0 | 1 | 83 | .314 | 0 | 3 | 0 | 0 | 0 |
| 2025 | 3.00 | 0-0 | 8 | 0 | 0 | 0/0 | 1 | 6.0 | 7 | 3 | 2 | 2 | 7 | 1 | 0 | 2 | 29 | .280 | 0 | 2 | 0 | 0 | 0 |
| TOTAL | 5.73 | 0-0 | 24 | 0 | 0 | 0/0 | 1 | 22.0 | 29 | 18 | 14 | 12 | 25 | 7 | 0 | 3 | 112 | .305 | 0 | 5 | 0 | 0 | 0 |

Parker Brosius

| Year | avg | qp-gs | ab | r | h | 2b | 3b | hr | rbi | tb | slg% | bb | hbp | so | gdp | ob% | sf | sh | sb-att | po | a | e | fld% |
|-------|------|--------|-----|----|----|----|----|----|-----|----|------|----|-----|----|-----|------|----|----|--------|-----|---|---|-------|
| 2023 | .182 | 30-0 | 11 | 7 | 2 | 0 | 0 | 0 | 1 | 2 | .182 | 2 | 0 | 2 | 0 | .308 | 0 | 0 | 1-1 | 11 | 1 | 0 | 1.000 |
| 2024 | .298 | 46-33 | 114 | 31 | 34 | 7 | 1 | 2 | 28 | 49 | .430 | 25 | 6 | 20 | 0 | .442 | 2 | 3 | 9-9 | 66 | 0 | 1 | .985 |
| 2025 | .277 | 28-25 | 83 | 16 | 23 | 5 | 1 | 1 | 17 | 33 | .398 | 16 | 3 | 26 | 0 | .400 | 3 | 5 | 13-14 | 43 | 1 | 3 | .936 |
| TOTAL | .284 | 104-58 | 208 | 54 | 59 | 12 | 2 | 3 | 46 | 84 | .404 | 43 | 9 | 48 | 0 | .419 | 5 | 8 | 23-24 | 120 | 2 | 4 | .968 |

Drew Burress

| Year | avg | qp-gs | ab | r | h | 2b | 3b | hr | rbi | tb | slg% | bb | hbp | so | gdp | ob% | sf | sh | sb-att | po | a | e | fld% |
|-------|------|-------|-----|-----|-----|----|----|----|-----|-----|------|----|-----|----|-----|------|----|----|--------|-----|----|---|------|
| 2024 | .381 | 58-58 | 218 | 73 | 83 | 15 | 3 | 25 | 67 | 179 | .821 | 58 | 5 | 37 | 6 | .512 | 4 | 0 | 8-10 | 146 | 10 | 2 | .987 |
| 2025 | .358 | 28-28 | 109 | 40 | 39 | 16 | 0 | 9 | 34 | 82 | .752 | 26 | 2 | 19 | 0 | .482 | 2 | 0 | 8-9 | 58 | 2 | 1 | .984 |
| TOTAL | .373 | 86-86 | 327 | 113 | 122 | 31 | 3 | 34 | 101 | 261 | .798 | 84 | 7 | 56 | 6 | .502 | 6 | 0 | 16-19 | 204 | 12 | 3 | .986 |

Porter Buursema

| Year | avg | qp-gs | ab | r | h | 2b | 3b | hr | rbi | tb | slg% | bb | hbp | so | gdp | ob% | sf | sh | sb-att | po | a | e | fld% |
|-------|-------|-------|----|---|---|-----|----|-----|-----|----|------|----|-----|----|-----|-----|----|------|--------|----|---|---|------|
| 2025 | 13.50 | 0-0 | 3 | 0 | 0 | 0/0 | 0 | 2.2 | 3 | 4 | 4 | 3 | 6 | 0 | 0 | 0 | 18 | .300 | 0 | 4 | 0 | 1 | 0 |
| TOTAL | 13.50 | 0-0 | 3 | 0 | 0 | 0/0 | 0 | 2.2 | 3 | 4 | 4 | 3 | 6 | 0 | 0 | 0 | 18 | .300 | 0 | 4 | 0 | 1 | 0 |

GT BASEBALL CAREER STATS - AT GEORGIA TECH
Kayden Campbell

| Year | era | w-l | app | gs | cg | sho | sv | ip | h | r | er | bb | so | 2b | 3b | hr | bf | bavq | wp | hbp | bk | sfa | sha |
|-------|------|-----|-----|----|----|-----|----|-----|---|---|----|----|----|----|----|----|----|------|----|-----|----|-----|-----|
| 2025 | 2.57 | 1-0 | 8 | 0 | 0 | 0/0 | 0 | 7.0 | 7 | 2 | 2 | 2 | 9 | 2 | 0 | 1 | 33 | .250 | 3 | 3 | 0 | 0 | 0 |
| TOTAL | 2.57 | 1-0 | 8 | 0 | 0 | 0/0 | 0 | 7.0 | 7 | 2 | 2 | 2 | 9 | 2 | 0 | 1 | 33 | .250 | 3 | 3 | 0 | 0 | 0 |

Connor Chicoli

| Year | era | w-l | app | gs | cg | sho | sv | ip | h | r | er | bb | so | 2b | 3b | hr | bf | bavq | wp | hbp | bk | sfa | sha |
|-------|------|-----|-----|----|----|-----|----|------|----|---|----|----|----|----|----|----|----|------|----|-----|----|-----|-----|
| 2025 | 5.25 | 0-0 | 5 | 3 | 0 | 0/0 | 0 | 12.0 | 16 | 7 | 7 | 2 | 7 | 4 | 0 | 1 | 52 | .340 | 0 | 0 | 0 | 2 | 1 |
| TOTAL | 5.25 | 0-0 | 5 | 3 | 0 | 0/0 | 0 | 12.0 | 16 | 7 | 7 | 2 | 7 | 4 | 0 | 1 | 52 | .340 | 0 | 0 | 0 | 2 | 1 |

Nahanael Coupet

| Year | avg | qp-gs | ab | r | h | 2b | 3b | hr | rbi | tb | slg% | bb | hbp | so | gdp | ob% | sf | sh | sb-att | po | a | e | fld% |
|-------|------|-------|----|---|---|----|----|----|-----|----|------|----|-----|----|-----|------|----|----|--------|----|---|---|-------|
| 2025 | .000 | 6-0 | 2 | 1 | 0 | 0 | 0 | 0 | 0 | 0 | .000 | 0 | 1 | 2 | 0 | .333 | 0 | 0 | 0-0 | 3 | 0 | 0 | 1.000 |
| TOTAL | .000 | 6-0 | 2 | 1 | 0 | 0 | 0 | 0 | 0 | 0 | .000 | 0 | 1 | 2 | 0 | .333 | 0 | 0 | 0-0 | 3 | 0 | 0 | 1.000 |

Caleb Daniel

| Year | avg | qp-gs | ab | r | h | 2b | 3b | hr | rbi | tb | slg% | bb | hbp | so | gdp | ob% | sf | sh | sb-att | po | a | e | fld% |
|-------|------|-------|----|----|----|----|----|----|-----|----|------|----|-----|----|-----|------|----|----|--------|----|----|---|-------|
| 2025 | .321 | 23-22 | 81 | 27 | 26 | 8 | 1 | 3 | 14 | 45 | .556 | 13 | 5 | 13 | 0 | .444 | 0 | 0 | 2-2 | 24 | 11 | 0 | 1.000 |
| TOTAL | .321 | 23-22 | 81 | 27 | 26 | 8 | 1 | 3 | 14 | 45 | .556 | 13 | 5 | 13 | 0 | .444 | 0 | 0 | 2-2 | 24 | 11 | 0 | 1.000 |

Brett Denby

| Year | avg | qp-gs | ab | r | h | 2b | 3b | hr | rbi | tb | slg% | bb | hbp | so | gdp | ob% | sf | sh | sb-att | po | a | e | fld% |
|-------|------|-------|----|---|---|----|----|----|-----|----|------|----|-----|----|-----|------|----|----|--------|----|---|---|-------|
| 2024 | .000 | 4-0 | 0 | 0 | 0 | 0 | 0 | 0 | 0 | 0 | .000 | 0 | 0 | 0 | 0 | .000 | 0 | 0 | 0-0 | 0 | 1 | 0 | 1.000 |
| TOTAL | .000 | 4-0 | 0 | 0 | 0 | 0 | 0 | 0 | 0 | 0 | .000 | 0 | 0 | 0 | 0 | .000 | 0 | 0 | 0-0 | 0 | 1 | 0 | 1.000 |

| Year | era | w-l | app | gs | cg | sho | sv | ip | h | r | er | bb | so | 2b | 3b | hr | bf | bavq | wp | hbp | bk | sfa | sha |
|-------|-------|-----|-----|----|----|-----|----|-----|---|---|----|----|----|----|----|----|----|-------|----|-----|----|-----|-----|
| 2024 | 99.00 | 0-0 | 1 | 0 | 0 | 0/0 | 0 | 0.0 | 2 | 2 | 2 | 2 | 0 | 0 | 0 | 0 | 4 | 1.000 | 1 | 0 | 0 | 0 | 0 |
| TOTAL | 99.00 | 0-0 | 1 | 0 | 0 | 0/0 | 0 | 0.0 | 2 | 2 | 2 | 2 | 0 | 0 | 0 | 0 | 4 | 1.000 | 1 | 0 | 0 | 0 | 0 |

Joshua Evans

| Year | avg | qp-gs | ab | r | h | 2b | 3b | hr | rbi | tb | slg% | bb | hbp | so | gdp | ob% | sf | sh | sb-att | po | a | e | fld% |
|-------|------|-------|----|---|---|----|----|----|-----|----|------|----|-----|----|-----|------|----|----|--------|----|---|---|-------|
| 2025 | .000 | 10-0 | 0 | 2 | 0 | 0 | 0 | 0 | 0 | 0 | .000 | 0 | 0 | 0 | 0 | .000 | 0 | 0 | 0-0 | 5 | 0 | 0 | 1.000 |
| TOTAL | .000 | 10-0 | 0 | 2 | 0 | 0 | 0 | 0 | 0 | 0 | .000 | 0 | 0 | 0 | 0 | .000 | 0 | 0 | 0-0 | 5 | 0 | 0 | 1.000 |

| Year | era | w-l | app | gs | cg | sho | sv | ip | h | r | er | bb | so | 2b | 3b | hr | bf | bavq | wp | hbp | bk | sfa | sha |
|-------|-------|-----|-----|----|----|-----|----|-----|---|---|----|----|----|----|----|----|----|------|----|-----|----|-----|-----|
| 2025 | 13.50 | 0-0 | 2 | 0 | 0 | 0/0 | 0 | 0.2 | 2 | 4 | 1 | 3 | 1 | 0 | 0 | 0 | 9 | .400 | 1 | 1 | 0 | 0 | 0 |
| TOTAL | 13.50 | 0-0 | 2 | 0 | 0 | 0/0 | 0 | 0.2 | 2 | 4 | 1 | 3 | 1 | 0 | 0 | 0 | 9 | .400 | 1 | 1 | 0 | 0 | 0 |

GT BASEBALL CAREER STATS - AT GEORGIA TECH

Caden Gaudette

| Year | avg | gp-gs | ab | r | h | 2b | 3b | hr | rbi | tb | slg% | bb | hbp | so | gdp | ob% | sf | sh | sb-att | po | a | e | fld% |
|-------|------|-------|----|---|---|----|----|----|-----|----|------|----|-----|----|-----|------|----|----|--------|----|---|---|-------|
| 2024 | .000 | 0-0 | 0 | 0 | 0 | 0 | 0 | 0 | 0 | 0 | .000 | 0 | 0 | 0 | 0 | .000 | 0 | 0 | 0-0 | 1 | 1 | 0 | 1.000 |
| 2025 | .000 | 0-0 | 0 | 0 | 0 | 0 | 0 | 0 | 0 | 0 | .000 | 0 | 0 | 0 | 0 | .000 | 0 | 0 | 0-0 | 0 | 2 | 0 | 1.000 |
| TOTAL | .000 | 0-0 | 0 | 0 | 0 | 0 | 0 | 0 | 0 | 0 | .000 | 0 | 0 | 0 | 0 | .000 | 0 | 0 | 0-0 | 1 | 3 | 0 | 1.000 |

| Year | era | w-l | app | gs | cg | sho | sv | ip | h | r | er | bb | so | 2b | 3b | hr | bf | bavq | wp | hbp | bk | sfa | sha |
|-------|------|-----|-----|----|----|-----|----|------|----|----|----|----|----|----|----|----|----|------|----|-----|----|-----|-----|
| 2024 | 5.00 | 0-0 | 9 | 0 | 0 | 0/0 | 0 | 9.0 | 9 | 5 | 5 | 4 | 6 | 3 | 0 | 2 | 39 | .273 | 1 | 1 | 0 | 0 | 1 |
| 2025 | 5.56 | 0-1 | 10 | 0 | 0 | 0/0 | 0 | 11.1 | 14 | 7 | 7 | 3 | 17 | 3 | 0 | 1 | 51 | .311 | 0 | 0 | 0 | 2 | 1 |
| TOTAL | 5.31 | 0-1 | 19 | 0 | 0 | 0/0 | 0 | 20.1 | 23 | 12 | 12 | 7 | 23 | 6 | 0 | 3 | 90 | .295 | 1 | 1 | 0 | 2 | 2 |

John Giesler

| Year | avg | gp-gs | ab | r | h | 2b | 3b | hr | rbi | tb | slg% | bb | hbp | so | gdp | ob% | sf | sh | sb-att | po | a | e | fld% |
|-------|------|--------|-----|----|-----|----|----|----|-----|-----|------|----|-----|----|-----|------|----|----|--------|-----|----|---|-------|
| 2020 | .250 | 3-0 | 4 | 0 | 1 | 0 | 0 | 0 | 0 | 1 | .250 | 0 | 0 | 2 | 0 | .250 | 0 | 0 | 0-0 | 0 | 2 | 0 | 1.000 |
| 2022 | .323 | 22-6 | 31 | 6 | 10 | 1 | 0 | 1 | 8 | 14 | .452 | 5 | 3 | 11 | 1 | .450 | 1 | 0 | 0-0 | 20 | 0 | 0 | 1.000 |
| 2023 | .333 | 47-41 | 156 | 34 | 52 | 13 | 2 | 8 | 37 | 93 | .596 | 23 | 4 | 28 | 3 | .422 | 4 | 0 | 3-3 | 234 | 24 | 6 | .977 |
| 2024 | .282 | 41-41 | 156 | 34 | 44 | 17 | 1 | 10 | 43 | 93 | .596 | 20 | 5 | 37 | 8 | .379 | 1 | 0 | 0-0 | 161 | 36 | 2 | .990 |
| 2025 | .261 | 11-7 | 23 | 6 | 6 | 0 | 0 | 1 | 4 | 9 | .391 | 5 | 1 | 9 | 1 | .414 | 0 | 0 | 0-0 | 10 | 0 | 0 | 1.000 |
| TOTAL | .305 | 124-95 | 370 | 80 | 113 | 31 | 3 | 20 | 92 | 210 | .568 | 53 | 13 | 87 | 13 | .405 | 6 | 0 | 3-3 | 425 | 62 | 8 | .984 |

Alex Hernandez

| Year | avg | gp-gs | ab | r | h | 2b | 3b | hr | rbi | tb | slg% | bb | hbp | so | gdp | ob% | sf | sh | sb-att | po | a | e | fld% |
|-------|------|-------|-----|----|----|----|----|----|-----|----|------|----|-----|----|-----|------|----|----|--------|----|----|---|------|
| 2025 | .333 | 28-28 | 108 | 27 | 36 | 5 | 2 | 9 | 39 | 72 | .667 | 19 | 1 | 21 | 2 | .421 | 5 | 0 | 2-2 | 59 | 24 | 4 | .954 |
| TOTAL | .333 | 28-28 | 108 | 27 | 36 | 5 | 2 | 9 | 39 | 72 | .667 | 19 | 1 | 21 | 2 | .421 | 5 | 0 | 2-2 | 59 | 24 | 4 | .954 |

| Year | era | w-l | app | gs | cg | sho | sv | ip | h | r | er | bb | so | 2b | 3b | hr | bf | bavq | wp | hbp | bk | sfa | sha |
|-------|------|-----|-----|----|----|-----|----|-----|---|---|----|----|----|----|----|----|----|------|----|-----|----|-----|-----|
| 2025 | 7.50 | 0-1 | 4 | 1 | 0 | 0/0 | 1 | 6.0 | 3 | 5 | 5 | 3 | 3 | 0 | 0 | 2 | 24 | .150 | 0 | 1 | 0 | 0 | 0 |
| TOTAL | 7.50 | 0-1 | 4 | 1 | 0 | 0/0 | 1 | 6.0 | 3 | 5 | 5 | 3 | 3 | 0 | 0 | 2 | 24 | .150 | 0 | 1 | 0 | 0 | 0 |

Ryan Johnson

| Year | avg | gp-gs | ab | r | h | 2b | 3b | hr | rbi | tb | slg% | bb | hbp | so | gdp | ob% | sf | sh | sb-att | po | a | e | fld% |
|------|-----|-------|----|---|---|----|----|----|-----|----|------|----|-----|----|-----|-----|----|----|--------|----|---|---|------|
|------|-----|-------|----|---|---|----|----|----|-----|----|------|----|-----|----|-----|-----|----|----|--------|----|---|---|------|

| Year | era | w-l | app | gs | cg | sho | sv | ip | h | r | er | bb | so | 2b | 3b | hr | bf | bavq | wp | hbp | bk | sfa | sha |
|-------|------|-----|-----|----|----|-----|----|-----|---|---|----|----|----|----|----|----|----|------|----|-----|----|-----|-----|
| 2025 | 6.75 | 1-0 | 4 | 0 | 0 | 0/0 | 0 | 4.0 | 4 | 3 | 3 | 0 | 7 | 1 | 0 | 1 | 18 | .250 | 1 | 2 | 0 | 0 | 0 |
| TOTAL | 6.75 | 1-0 | 4 | 0 | 0 | 0/0 | 0 | 4.0 | 4 | 3 | 3 | 0 | 7 | 1 | 0 | 1 | 18 | .250 | 1 | 2 | 0 | 0 | 0 |

Brady Jones

| Year | avg | gp-gs | ab | r | h | 2b | 3b | hr | rbi | tb | slg% | bb | hbp | so | gdp | ob% | sf | sh | sb-att | po | a | e | fld% |
|-------|------|-------|----|---|---|----|----|----|-----|----|------|----|-----|----|-----|------|----|----|--------|----|---|---|------|
| 2025 | .000 | 0-0 | 0 | 0 | 0 | 0 | 0 | 0 | 0 | 0 | .000 | 0 | 0 | 0 | 0 | .000 | 0 | 0 | 0-0 | 0 | 4 | 1 | .800 |
| TOTAL | .000 | 0-0 | 0 | 0 | 0 | 0 | 0 | 0 | 0 | 0 | .000 | 0 | 0 | 0 | 0 | .000 | 0 | 0 | 0-0 | 0 | 4 | 1 | .800 |

| Year | era | w-l | app | gs | cg | sho | sv | ip | h | r | er | bb | so | 2b | 3b | hr | bf | bavq | wp | hbp | bk | sfa | sha |
|-------|------|-----|-----|----|----|-----|----|------|----|----|----|----|----|----|----|----|-----|------|----|-----|----|-----|-----|
| 2025 | 3.47 | 3-0 | 7 | 7 | 0 | 0/0 | 0 | 23.1 | 18 | 12 | 9 | 21 | 32 | 1 | 0 | 1 | 112 | .209 | 2 | 4 | 0 | 0 | 1 |
| TOTAL | 3.47 | 3-0 | 7 | 7 | 0 | 0/0 | 0 | 23.1 | 18 | 12 | 9 | 21 | 32 | 1 | 0 | 1 | 112 | .209 | 2 | 4 | 0 | 0 | 1 |

GT BASEBALL CAREER STATS - AT GEORGIA TECH
Carson Kerce

| Year | avg | gp-gs | ab | r | h | 2b | 3b | hr | rbi | tb | slg% | bb | hbp | so | gdp | ob% | sf | sh | sb-att | po | a | e | fld% |
|-------|------|-------|-----|----|----|----|----|----|-----|----|------|----|-----|----|-----|------|----|----|--------|----|-----|---|------|
| 2024 | .282 | 50-35 | 131 | 27 | 37 | 5 | 0 | 2 | 25 | 48 | .366 | 21 | 4 | 36 | 4 | .392 | 2 | 6 | 2-2 | 27 | 74 | 5 | .953 |
| 2025 | .402 | 28-27 | 87 | 23 | 35 | 12 | 0 | 0 | 21 | 47 | .540 | 14 | 2 | 12 | 1 | .481 | 3 | 2 | 5-7 | 24 | 56 | 2 | .976 |
| TOTAL | .330 | 78-62 | 218 | 50 | 72 | 17 | 0 | 2 | 46 | 95 | .436 | 35 | 6 | 48 | 5 | .428 | 5 | 8 | 7-9 | 51 | 130 | 7 | .963 |

Vahn Lackey

| Year | avg | gp-gs | ab | r | h | 2b | 3b | hr | rbi | tb | slg% | bb | hbp | so | gdp | ob% | sf | sh | sb-att | po | a | e | fld% |
|-------|------|-------|-----|----|----|----|----|----|-----|----|------|----|-----|----|-----|------|----|----|--------|-----|----|---|------|
| 2024 | .214 | 36-26 | 84 | 14 | 18 | 2 | 0 | 4 | 15 | 32 | .381 | 12 | 3 | 18 | 4 | .330 | 1 | 3 | 1-1 | 237 | 18 | 3 | .988 |
| 2025 | .343 | 28-28 | 105 | 22 | 36 | 5 | 0 | 1 | 19 | 44 | .419 | 11 | 5 | 20 | 2 | .416 | 4 | 2 | 9-10 | 206 | 23 | 5 | .979 |
| TOTAL | .286 | 64-54 | 189 | 36 | 54 | 7 | 0 | 5 | 34 | 76 | .402 | 23 | 8 | 38 | 6 | .378 | 5 | 5 | 10-11 | 443 | 41 | 8 | .984 |

Jake Lankie

| Year | avg | gp-gs | ab | r | h | 2b | 3b | hr | rbi | tb | slg% | bb | hbp | so | gdp | ob% | sf | sh | sb-att | po | a | e | fld% |
|-------|------|-------|----|---|---|----|----|----|-----|----|------|----|-----|----|-----|------|----|----|--------|----|---|---|------|
| 2025 | .000 | 0-0 | 0 | 0 | 0 | 0 | 0 | 0 | 0 | 0 | .000 | 0 | 0 | 0 | 0 | .000 | 0 | 0 | 0-0 | 0 | 0 | 1 | .000 |
| TOTAL | .000 | 0-0 | 0 | 0 | 0 | 0 | 0 | 0 | 0 | 0 | .000 | 0 | 0 | 0 | 0 | .000 | 0 | 0 | 0-0 | 0 | 0 | 1 | .000 |

| Year | era | w-l | app | gs | cq | sho | sv | ip | h | r | er | bb | so | 2b | 3b | hr | bf | bavq | wp | hbp | bk | sfa | sha |
|-------|------|-----|-----|----|----|-----|----|-----|---|---|----|----|----|----|----|----|----|------|----|-----|----|-----|-----|
| 2025 | 9.00 | 0-0 | 4 | 0 | 0 | 0/0 | 0 | 4.0 | 6 | 4 | 4 | 1 | 9 | 2 | 0 | 1 | 19 | .333 | 0 | 0 | 0 | 0 | 0 |
| TOTAL | 9.00 | 0-0 | 4 | 0 | 0 | 0/0 | 0 | 4.0 | 6 | 4 | 4 | 1 | 9 | 2 | 0 | 1 | 19 | .333 | 0 | 0 | 0 | 0 | 0 |

Kyle Lodise

| Year | avg | gp-gs | ab | r | h | 2b | 3b | hr | rbi | tb | slg% | bb | hbp | so | gdp | ob% | sf | sh | sb-att | po | a | e | fld% |
|-------|------|-------|-----|----|----|----|----|----|-----|----|------|----|-----|----|-----|------|----|----|--------|----|----|---|------|
| 2025 | .389 | 28-28 | 113 | 42 | 44 | 14 | 1 | 12 | 35 | 96 | .850 | 22 | 4 | 22 | 1 | .500 | 1 | 0 | 7-7 | 24 | 61 | 4 | .955 |
| TOTAL | .389 | 28-28 | 113 | 42 | 44 | 14 | 1 | 12 | 35 | 96 | .850 | 22 | 4 | 22 | 1 | .500 | 1 | 0 | 7-7 | 24 | 61 | 4 | .955 |

Tate McKee

| Year | avg | gp-gs | ab | r | h | 2b | 3b | hr | rbi | tb | slg% | bb | hbp | so | gdp | ob% | sf | sh | sb-att | po | a | e | fld% |
|-------|------|-------|----|---|---|----|----|----|-----|----|------|----|-----|----|-----|------|----|----|--------|----|----|---|-------|
| 2024 | .000 | 0-0 | 0 | 0 | 0 | 0 | 0 | 0 | 0 | 0 | .000 | 0 | 0 | 0 | 0 | .000 | 0 | 0 | 0-0 | 2 | 6 | 0 | 1.000 |
| 2025 | .000 | 0-0 | 0 | 0 | 0 | 0 | 0 | 0 | 0 | 0 | .000 | 0 | 0 | 0 | 0 | .000 | 0 | 0 | 0-0 | 2 | 5 | 0 | 1.000 |
| TOTAL | .000 | 0-0 | 0 | 0 | 0 | 0 | 0 | 0 | 0 | 0 | .000 | 0 | 0 | 0 | 0 | .000 | 0 | 0 | 0-0 | 4 | 11 | 0 | 1.000 |

| Year | era | w-l | app | gs | cq | sho | sv | ip | h | r | er | bb | so | 2b | 3b | hr | bf | bavq | wp | hbp | bk | sfa | sha |
|-------|------|-----|-----|----|----|-----|----|------|----|----|----|----|-----|----|----|----|-----|------|----|-----|----|-----|-----|
| 2024 | 7.28 | 4-5 | 18 | 8 | 0 | 0/1 | 1 | 47.0 | 47 | 39 | 38 | 28 | 61 | 12 | 2 | 9 | 219 | .257 | 3 | 4 | 1 | 2 | 2 |
| 2025 | 3.31 | 4-0 | 7 | 7 | 0 | 0/0 | 0 | 35.1 | 30 | 17 | 13 | 12 | 45 | 7 | 2 | 3 | 148 | .229 | 1 | 3 | 1 | 1 | 1 |
| TOTAL | 5.57 | 8-5 | 25 | 15 | 0 | 0/1 | 1 | 82.1 | 77 | 56 | 51 | 40 | 106 | 19 | 4 | 12 | 367 | .245 | 4 | 7 | 2 | 3 | 3 |

Adam McKelvey

| Year | avg | gp-gs | ab | r | h | 2b | 3b | hr | rbi | tb | slg% | bb | hbp | so | gdp | ob% | sf | sh | sb-att | po | a | e | fld% |
|-------|------|-------|----|---|---|-----|----|-----|-----|----|------|----|-----|----|-----|-----|----|------|--------|----|---|---|------|
| 2025 | .000 | 0-0 | 2 | 0 | 0 | 0/0 | 0 | 1.0 | 1 | 1 | 1 | 1 | 1 | 0 | 0 | 0 | 4 | .333 | 0 | 0 | 0 | 0 | 0 |
| TOTAL | .000 | 0-0 | 2 | 0 | 0 | 0/0 | 0 | 1.0 | 1 | 1 | 1 | 1 | 1 | 0 | 0 | 0 | 4 | .333 | 0 | 0 | 0 | 0 | 0 |

GT BASEBALL CAREER STATS - AT GEORGIA TECH

Cooper McMullen

| Year | avg | gp-gs | ab | r | h | 2b | 3b | hr | rbi | tb | slg% | bb | hbp | so | gdp | ob% | sf | sh | sb-att | po | a | e | fld% |
|-------|------|-------|----|---|---|----|----|----|-----|----|------|----|-----|----|-----|------|----|----|--------|----|---|---|-------|
| 2025 | .000 | 0-0 | 0 | 0 | 0 | 0 | 0 | 0 | 0 | 0 | .000 | 0 | 0 | 0 | 0 | .000 | 0 | 0 | 0-0 | 0 | 1 | 0 | 1.000 |
| TOTAL | .000 | 0-0 | 0 | 0 | 0 | 0 | 0 | 0 | 0 | 0 | .000 | 0 | 0 | 0 | 0 | .000 | 0 | 0 | 0-0 | 0 | 1 | 0 | 1.000 |

| Year | era | w-l | app | gs | cq | sho | sv | ip | h | r | er | bb | so | 2b | 3b | hr | bf | bavg | wp | hbp | bk | sfa | sha |
|-------|------|-----|-----|----|----|-----|----|-----|---|---|----|----|----|----|----|----|----|------|----|-----|----|-----|-----|
| 2025 | 1.42 | 1-0 | 6 | 0 | 0 | 0/0 | 1 | 6.1 | 3 | 1 | 1 | 5 | 4 | 1 | 0 | 0 | 26 | .158 | 0 | 1 | 0 | 0 | 1 |
| TOTAL | 1.42 | 1-0 | 6 | 0 | 0 | 0/0 | 1 | 6.1 | 3 | 1 | 1 | 5 | 4 | 1 | 0 | 0 | 26 | .158 | 0 | 1 | 0 | 0 | 1 |

Thorpe Musci

| Year | avg | gp-gs | ab | r | h | 2b | 3b | hr | rbi | tb | slg% | bb | hbp | so | gdp | ob% | sf | sh | sb-att | po | a | e | fld% |
|------|-----|-------|----|---|---|----|----|----|-----|----|------|----|-----|----|-----|-----|----|----|--------|----|---|---|------|
|------|-----|-------|----|---|---|----|----|----|-----|----|------|----|-----|----|-----|-----|----|----|--------|----|---|---|------|

| Year | era | w-l | app | gs | cq | sho | sv | ip | h | r | er | bb | so | 2b | 3b | hr | bf | bavg | wp | hbp | bk | sfa | sha |
|-------|-------|-----|-----|----|----|-----|----|-----|---|---|----|----|----|----|----|----|----|------|----|-----|----|-----|-----|
| 2025 | 27.00 | 0-0 | 1 | 0 | 0 | 0/0 | 0 | 0.2 | 1 | 2 | 2 | 1 | 1 | 0 | 0 | 1 | 4 | .333 | 1 | 0 | 0 | 0 | 0 |
| TOTAL | 27.00 | 0-0 | 1 | 0 | 0 | 0/0 | 0 | 0.2 | 1 | 2 | 2 | 1 | 1 | 0 | 0 | 1 | 4 | .333 | 1 | 0 | 0 | 0 | 0 |

Tyler Neises

| Year | avg | gp-gs | ab | r | h | 2b | 3b | hr | rbi | tb | slg% | bb | hbp | so | gdp | ob% | sf | sh | sb-att | po | a | e | fld% |
|-------|------|-------|----|----|----|----|----|----|-----|----|------|----|-----|----|-----|------|----|----|--------|----|---|---|-------|
| 2024 | .143 | 10-0 | 7 | 0 | 1 | 0 | 0 | 0 | 1 | 1 | .143 | 1 | 0 | 4 | 0 | .250 | 0 | 0 | 0-0 | 3 | 1 | 0 | 1.000 |
| 2025 | .277 | 24-15 | 65 | 12 | 18 | 4 | 1 | 1 | 13 | 27 | .415 | 13 | 2 | 13 | 1 | .407 | 1 | 0 | 3-3 | 13 | 1 | 2 | .875 |
| TOTAL | .264 | 34-15 | 72 | 12 | 19 | 4 | 1 | 1 | 14 | 28 | .389 | 14 | 2 | 17 | 1 | .393 | 1 | 0 | 3-3 | 16 | 2 | 2 | .900 |

Jaylen Paden

| Year | avg | gp-gs | ab | r | h | 2b | 3b | hr | rbi | tb | slg% | bb | hbp | so | gdp | ob% | sf | sh | sb-att | po | a | e | fld% |
|-------|------|-------|----|---|---|----|----|----|-----|----|------|----|-----|----|-----|------|----|----|--------|----|---|---|-------|
| 2025 | .000 | 0-0 | 0 | 0 | 0 | 0 | 0 | 0 | 0 | 0 | .000 | 0 | 0 | 0 | 0 | .000 | 0 | 0 | 0-0 | 1 | 0 | 0 | 1.000 |
| TOTAL | .000 | 0-0 | 0 | 0 | 0 | 0 | 0 | 0 | 0 | 0 | .000 | 0 | 0 | 0 | 0 | .000 | 0 | 0 | 0-0 | 1 | 0 | 0 | 1.000 |

| Year | era | w-l | app | gs | cq | sho | sv | ip | h | r | er | bb | so | 2b | 3b | hr | bf | bavg | wp | hbp | bk | sfa | sha |
|-------|------|-----|-----|----|----|-----|----|------|---|---|----|----|----|----|----|----|----|------|----|-----|----|-----|-----|
| 2025 | 0.61 | 2-0 | 6 | 0 | 0 | 0/0 | 1 | 14.2 | 6 | 1 | 1 | 8 | 24 | 0 | 0 | 0 | 60 | .120 | 1 | 2 | 0 | 0 | 0 |
| TOTAL | 0.61 | 2-0 | 6 | 0 | 0 | 0/0 | 1 | 14.2 | 6 | 1 | 1 | 8 | 24 | 0 | 0 | 0 | 60 | .120 | 1 | 2 | 0 | 0 | 0 |

Mason Patel

| Year | avg | gp-gs | ab | r | h | 2b | 3b | hr | rbi | tb | slg% | bb | hbp | so | gdp | ob% | sf | sh | sb-att | po | a | e | fld% |
|-------|------|-------|----|---|---|----|----|----|-----|----|------|----|-----|----|-----|------|----|----|--------|----|---|---|-------|
| 2024 | .000 | 0-0 | 0 | 0 | 0 | 0 | 0 | 0 | 0 | 0 | .000 | 0 | 0 | 0 | 0 | .000 | 0 | 0 | 0-0 | 3 | 4 | 0 | 1.000 |
| 2025 | .000 | 0-0 | 0 | 0 | 0 | 0 | 0 | 0 | 0 | 0 | .000 | 0 | 0 | 0 | 0 | .000 | 0 | 0 | 0-0 | 1 | 3 | 0 | 1.000 |
| TOTAL | .000 | 0-0 | 0 | 0 | 0 | 0 | 0 | 0 | 0 | 0 | .000 | 0 | 0 | 0 | 0 | .000 | 0 | 0 | 0-0 | 4 | 7 | 0 | 1.000 |

| Year | era | w-l | app | gs | cq | sho | sv | ip | h | r | er | bb | so | 2b | 3b | hr | bf | bavg | wp | hbp | bk | sfa | sha |
|-------|------|-----|-----|----|----|-----|----|------|----|----|----|----|----|----|----|----|-----|------|----|-----|----|-----|-----|
| 2024 | 8.25 | 2-3 | 14 | 5 | 0 | 0/0 | 0 | 36.0 | 54 | 33 | 33 | 16 | 32 | 9 | 0 | 6 | 175 | .362 | 2 | 4 | 0 | 5 | 1 |
| 2025 | 1.34 | 7-1 | 9 | 0 | 0 | 0/0 | 1 | 33.2 | 17 | 7 | 5 | 6 | 32 | 3 | 0 | 3 | 127 | .148 | 1 | 4 | 0 | 1 | 1 |
| TOTAL | 4.91 | 9-4 | 23 | 5 | 0 | 0/0 | 1 | 69.2 | 71 | 40 | 38 | 22 | 64 | 12 | 0 | 9 | 302 | .269 | 3 | 8 | 0 | 6 | 2 |

Drew Rogers

| Year | avg | gp-gs | ab | r | h | 2b | 3b | hr | rbi | tb | slg% | bb | hbp | so | gdp | ob% | sf | sh | sb-att | po | a | e | fld% |
|-------|------|-------|----|---|---|----|----|----|-----|----|------|----|-----|----|-----|------|----|----|--------|----|----|---|------|
| 2025 | .250 | 12-8 | 28 | 4 | 7 | 0 | 0 | 3 | 12 | 16 | .571 | 3 | 0 | 16 | 0 | .313 | 1 | 1 | 0-0 | 82 | 11 | 1 | .989 |
| TOTAL | .250 | 12-8 | 28 | 4 | 7 | 0 | 0 | 3 | 12 | 16 | .571 | 3 | 0 | 16 | 0 | .313 | 1 | 1 | 0-0 | 82 | 11 | 1 | .989 |

Cole Royer

| Year | avg | gp-gs | ab | r | h | 2b | 3b | hr | rbi | tb | slg% | bb | hbp | so | gdp | ob% | sf | sh | sb-att | po | a | e | fld% |
|-------|------|-------|----|---|---|----|----|----|-----|----|------|----|-----|----|-----|------|----|----|--------|----|---|---|-------|
| 2025 | .080 | 0-0 | 0 | 0 | 0 | 0 | 0 | 0 | 0 | 0 | .080 | 0 | 0 | 0 | 0 | .080 | 0 | 0 | 0-0 | 1 | 0 | 0 | 0.800 |
| TOTAL | .080 | 0-0 | 0 | 0 | 0 | 0 | 0 | 0 | 0 | 0 | .080 | 0 | 0 | 0 | 0 | .080 | 0 | 0 | 0-0 | 1 | 0 | 0 | 0.800 |

| Year | era | w-l | app | gs | cq | sho | sv | ip | h | r | er | bb | so | 2b | 3b | hr | bf | bavg | wp | hbp | bk | sfa | sha |
|-------|------|-----|-----|----|----|-----|----|-----|---|---|----|----|----|----|----|----|------|------|----|-----|----|-----|-----|
| 2025 | 5.40 | 1-0 | 7 | 0 | 0 | D/D | 0 | 6.2 | 9 | 4 | 4 | 4 | 9 | 2 | 0 | 33 | .345 | 3 | 2 | 0 | 1 | 0 | |
| TOTAL | 5.40 | 1-0 | 7 | 0 | 0 | D/D | 0 | 6.2 | 9 | 4 | 4 | 4 | 9 | 2 | 0 | 33 | .345 | 3 | 2 | 0 | 1 | 0 | |

GT BASEBALL CAREER STATS - AT GEORGIA TECH

Kent Schmidt

| Year | avg | gp-gs | ab | r | h | 2b | 3b | hr | rbi | tb | slg% | bb | hbp | so | gdp | ob% | sf | sh | sb-att | po | a | e | fld% |
|-------|------|-------|----|----|----|----|----|----|-----|----|------|----|-----|----|-----|------|----|----|--------|-----|---|---|-------|
| 2025 | .415 | 21-21 | 82 | 26 | 34 | 11 | 0 | 2 | 26 | 51 | .622 | 12 | 3 | 12 | 0 | .485 | 4 | 0 | 4-4 | 147 | 3 | 0 | 1.000 |
| TOTAL | .415 | 21-21 | 82 | 26 | 34 | 11 | 0 | 2 | 26 | 51 | .622 | 12 | 3 | 12 | 0 | .485 | 4 | 0 | 4-4 | 149 | 6 | 1 | .994 |

Connor Shouse

| Year | avg | gp-gs | ab | r | h | 2b | 3b | hr | rbi | tb | slg% | bb | hbp | so | gdp | ob% | sf | sh | sb-att | po | a | e | fld% |
|-------|------|-------|----|---|---|----|----|----|-----|----|------|----|-----|----|-----|------|----|----|--------|----|---|---|------|
| 2025 | .200 | 8-0 | 5 | 4 | 1 | 0 | 0 | 1 | 2 | 4 | .800 | 0 | 2 | 1 | 0 | .429 | 0 | 0 | 1-1 | 0 | 0 | 0 | .000 |
| TOTAL | .200 | 8-0 | 5 | 4 | 1 | 0 | 0 | 1 | 2 | 4 | .800 | 0 | 2 | 1 | 0 | .429 | 0 | 0 | 1-1 | 0 | 0 | 0 | .000 |

Caden Spivey

| Year | avg | gp-gs | ab | r | h | 2b | 3b | hr | rbi | tb | slg% | bb | hbp | so | gdp | ob% | sf | sh | sb-att | po | a | e | fld% |
|-------|------|-------|----|---|---|----|----|----|-----|----|------|----|-----|----|-----|------|----|----|--------|----|---|---|-------|
| 2025 | .000 | 0-0 | 0 | 0 | 0 | 0 | 0 | 0 | 0 | 0 | .000 | 0 | 0 | 0 | 0 | .000 | 0 | 0 | 0-0 | 0 | 1 | 0 | 1.000 |
| TOTAL | .000 | 0-0 | 0 | 0 | 0 | 0 | 0 | 0 | 0 | 0 | .000 | 0 | 0 | 0 | 0 | .000 | 0 | 0 | 0-0 | 0 | 1 | 0 | 1.000 |

| Year | era | w-l | app | gs | cq | sho | sv | ip | h | r | er | bb | so | 2b | 3b | hr | bf | bavq | wp | hbp | bk | sfa | sha |
|-------|------|-----|-----|----|----|-----|----|------|----|---|----|----|----|----|----|----|----|------|----|-----|----|-----|-----|
| 2025 | 3.07 | 1-0 | 7 | 2 | 0 | 0/0 | 0 | 14.2 | 10 | 6 | 5 | 12 | 21 | 1 | 1 | 0 | 68 | .189 | 1 | 1 | 0 | 1 | 1 |
| TOTAL | 3.07 | 1-0 | 7 | 2 | 0 | 0/0 | 0 | 14.2 | 10 | 6 | 5 | 12 | 21 | 1 | 1 | 0 | 68 | .189 | 1 | 1 | 0 | 1 | 1 |

Riley Stanford

| Year | avg | gp-gs | ab | r | h | 2b | 3b | hr | rbi | tb | slg% | bb | hbp | so | gdp | ob% | sf | sh | sb-att | po | a | e | fld% |
|-------|------|-------|----|---|---|----|----|----|-----|----|------|----|-----|----|-----|------|----|----|--------|----|---|---|-------|
| 2023 | .200 | 2-0 | 5 | 1 | 1 | 0 | 0 | 0 | 0 | 1 | .200 | 0 | 0 | 4 | 0 | .200 | 0 | 0 | 0-0 | 0 | 0 | 0 | .000 |
| 2024 | .000 | 2-0 | 2 | 0 | 0 | 0 | 0 | 0 | 0 | 0 | .000 | 0 | 0 | 1 | 0 | .000 | 0 | 0 | 0-0 | 0 | 1 | 0 | 1.000 |
| 2025 | .000 | 0-0 | 0 | 0 | 0 | 0 | 0 | 0 | 0 | 0 | .000 | 0 | 0 | 0 | 0 | .000 | 0 | 0 | 0-0 | 1 | 6 | 1 | .875 |
| TOTAL | .143 | 4-0 | 7 | 1 | 1 | 0 | 0 | 0 | 0 | 1 | .143 | 0 | 0 | 5 | 0 | .143 | 0 | 0 | 0-0 | 1 | 7 | 1 | .889 |

| Year | era | w-l | app | gs | cq | sho | sv | ip | h | r | er | bb | so | 2b | 3b | hr | bf | bavq | wp | hbp | bk | sfa | sha |
|-------|------|-----|-----|----|----|-----|----|------|----|----|----|----|----|----|----|----|-----|------|----|-----|----|-----|-----|
| 2024 | 5.94 | 2-1 | 19 | 0 | 0 | 0/1 | 1 | 16.2 | 22 | 15 | 11 | 12 | 18 | 3 | 0 | 3 | 88 | .319 | 1 | 5 | 0 | 0 | 2 |
| 2025 | 5.79 | 0-0 | 7 | 7 | 0 | 0/0 | 0 | 23.1 | 27 | 19 | 15 | 16 | 28 | 5 | 0 | 5 | 118 | .300 | 0 | 9 | 0 | 0 | 3 |
| TOTAL | 5.85 | 2-1 | 26 | 7 | 0 | 0/1 | 1 | 40.0 | 49 | 34 | 26 | 28 | 46 | 8 | 0 | 8 | 206 | .308 | 1 | 14 | 0 | 0 | 5 |

Sam Swygert










| Year | avg | gp-gs | ab | r | h | 2b | 3b | hr | rbi | tb | slg% | bb | hbp | so | gdp | ob% | sf | sh | sb-att | po | a | e | fld% |
|-------|------|-------|----|---|---|----|----|----|-----|----|------|----|-----|----|-----|------|----|----|--------|----|---|---|-------|
| 2025 | .000 | 0-0 | 0 | 0 | 0 | 0 | 0 | 0 | 0 | 0 | .000 | 0 | 0 | 0 | 0 | .000 | 0 | 0 | 0-0 | 0 | 2 | 0 | 1.000 |
| TOTAL | .000 | 0-0 | 0 | 0 | 0 | 0 | 0 | 0 | 0 | 0 | .000 | 0 | 0 | 0 | 0 | .000 | 0 | 0 | 0-0 | 0 | 2 | 0 | 1.000 |

| Year | era | w-l | app | gs | cq | sho | sv | ip | h | r | er | bb | so | 2b | 3b | hr | bf | bavq | wp | hbp | bk | sfa | sha |
|-------|------|-----|-----|----|----|-----|----|------|----|---|----|----|----|----|----|----|----|------|----|-----|----|-----|-----|
| 2025 | 5.84 | 0-1 | 9 | 1 | 0 | 0/0 | 0 | 12.1 | 13 | 8 | 8 | 3 | 13 | 4 | 0 | 3 | 56 | .260 | 1 | 2 | 0 | 1 | 0 |
| TOTAL | 5.84 | 0-1 | 9 | 1 | 0 | 0/0 | 0 | 12.1 | 13 | 8 | 8 | 3 | 13 | 4 | 0 | 3 | 56 | .260 | 1 | 2 | 0 | 1 | 0 |

Nathan Waugh

| Year | avg | gp-gs | ab | r | h | 2b | 3b | hr | rbi | tb | slg% | bb | hbp | so | gdp | ob% | sf | sh | sb-att | po | a | e | fld% |
|-------|------|-------|----|----|---|----|----|----|-----|----|------|----|-----|----|-----|------|----|----|--------|----|---|---|------|
| 2025 | .250 | 16-9 | 32 | 10 | 8 | 2 | 0 | 1 | 6 | 13 | .406 | 9 | 1 | 12 | 1 | .429 | 0 | 0 | 0-1 | 0 | 0 | 0 | .000 |
| TOTAL | .250 | 16-9 | 32 | 10 | 8 | 2 | 0 | 1 | 6 | 13 | .406 | 9 | 1 | 12 | 1 | .429 | 0 | 0 | 0-1 | 0 | 0 | 0 | .000 |

TV/RADIO ROSTER

**PARKER BROSIUS**OF • R/L • 6-2 • 193 • Jr.
Suwanee, Ga. (Lambert HS)**KYLE LODISE**INF • R/R • 5-11 • 180 • Jr.
Brunswick, Ga. (Augusta)**CARSON KERCE**INF • R/R • 6-1 • 200 • Soph.
Marietta, Ga. (Pope HS)**ALEX HERNANDEZ**RHP/INF • R/R • 6-2 • 188 • Fr.
Cumming, Ga. (Forsyth Central)**COOPER MCMULLEN**RHP • R/R • 6-3 • 186 • Fr.
Bonaire, Ga. (Tattnall Square Academy)**CALEB DANIEL**UTL • L/R • 5-11 • 183 • Fr.
Cartersville, Ga. (Cartersville HS)**WILL BAKER**INF • L/R • 6-0 • 188 • Fr.
Upper Coomera, Queensland, Australia**DREW BURRESS**OF • R/R • 5-9 • 182 • Soph.
Houston County, Ga. (Houston Co. HS)**CONNOR SHOUSE**RHP/INF • R/R • 6-1 • 175 • Fr.
Jasper, Ga. (Pickens Co. HS)**KENT SCHMIDT**INF • L/R • 6-0 • 221 • Soph.
Marietta, Ga. (Georgia Southern)**SAM SWYBERT**RHP • R/R • 6-1 • 215 • 5th
Springfield, SC (The Citadel)**CAYDEN SHEFFIELD**OF • R/R • 6-1 • 184 • Fr.
Dallas, Ga. (North Paulding HS)**RILEY STANFORD**RHP • R/R • 6-4 • 236 • R-So.
Gainesville, Ga. (Buford HS)**ETHAN MURRAY**INF • R/R • 6-2 • 195 • Fr.
Buford, Ga. (Buford HS)**COLE ROYER**RHP • R/R • 6-5 • 185 • Fr.
Waynesville, Ga. (Pierce Co. HS)**NATHANAEL COUPE**C/OF • R/R • 5-11 • 205 • Soph.
Boynton Beach, Fl. (North Broward Prep)**CADEN SPIVEY**RHP • R/R • 6-2 • 195 • Jr.
Vidalia, Ga. (Notre Dame)**JOHN GIESLER**INF • R/R • 6-3 • 224 • 6th
Marietta, Ga. (Walton HS)**TATE MCKEE**RHP • R/R • 6-3 • 203 • Soph.
Kennesaw, Ga. (Mount Paran Christian)**JOSHUA EVANS**LHP • S/L • 6-3 • 187 • Fr.
Lawrenceville, Ga. (Peachtree Ridge HS)**VAHN LACKEY**C/INF • R/R • 6-1 • 213 • Soph.
Suwanee, Ga. (Collins Hill HS)**RYAN JOHNSON**RHP • R/R • 6-4 • 168 • Fr.
Dallas, Ga. (Cartersville HS)**BRETT DENBY**INF • R/R • 5-11 • 180 • Jr.
New Albany, Ind. (Jefferson HS)**JACKSON SOBEL**LHP • L/L • 6-2 • 186 • Soph.
Charleston, SC
(Oceanside Collegiate Academy)**MASON PATEL**RHP • R/R • 6-1 • 210 • 5th
Knoxville, Tenn. (Georgia State)**PORTER BURSEMA**RHP • R/R • 6-1 • 198 • Soph.
Woodstock, Ga. (Georgia Southern)**JACKSON BLAKELY**RHP • R/R • 6-0 • 211 • Fr.
Thomaston Ga. (Upson-Lee HS)**BRETT BARFIELD**LHP • L/L • 6-1 • 198 • Jr.
Cumming, Ga. (Florida State)**DREW ROGERS**C • R/R • 6-1 • 220 • Fr.
Tempe, Ariz. (Hamilton HS)**JAKE LANKIE**RHP • R/R • 6-2 • 200 • Soph.
Alpharetta, Ga. (Georgia)**THORPE MUSCI**RHP • R/R • 6-0 • 201 • Fr.
Lilburn, Ga. (Parkview HS)**CADEN GAUDETTE**RHP • R/R • 6-0 • 207 • R-So.
Alpharetta, Ga. (Milton HS)**CARSON BALLARD**RHP • R/R • 6-4 • 197 • Jr.
Alpharetta, Ga. (Wesleyan HS)**TYLER NEISES**UTL • L/R • 6-3 • 220 • Soph.
Dalton, Ga. (Dalton HS)**NATHAN WAUGH**C • R/R • 6-5 • 230 • 5th
Placentia, Calif. (Cornell)**JAYLEN PADEN**RHP • R/R • 5-10 • 195 • 5th
Atlanta, Ga. (Georgia Southern)**CONNOR CHICOLI**RHP • R/R • 6-3 • 185 • Fr.
Raleigh, NC (Pro5 Baseball Academy)**KAYDEN CAMPBELL**LHP • R/L • 6-2 • 205 • Jr.
Cincinnati, Ohio (Louisville)**ADAM MCKELVEY**LHP • L/L • 6-3 • 229 • Fr.
Roswell, Ga. (Roswell HS)**BRADY JONES**RHP • R/R • 6-0 • 204 • Jr.
Decatur, Ga. (Georgia State)