

GEORGIA TECH®

130TH SEASON • 35 NCAA REGIONAL APPEARANCES • 3 COLLEGE WORLD SERIES APPEARANCES • 9 ACC CHAMPIONSHIPS

2025 Official Game Notes | RamblinWreck.com | Contact: Anthony Brandt • abrandt@athletics.gatech.edu • (817) 757-6979

GEORGIA TECH BY THE NUMBERS

Overall Record.....	29-12
ACC Record.....	14-7
at Mac Nease Baseball Park.....	19-6
Road Games.....	10-5
Neutral Site Games.....	0-1
Streak.....	L5
Last 10.....	4-6

2025 SCHEDULE / RESULTS

Date	Opponent	Time/Result
2/14	OLD DOMINION	W, 3-2
2/15	OLD DOMINION	W, 7-3
2/16	OLD DOMINION	W, 7-4
2/18	GEORGIA SOUTHERN	W, 5-3
2/21	MARSHALL	W, 12-1 (7)
2/22	MARSHALL	L, 2-4
2/23	MARSHALL	W, 11-6
2/24	MARSHALL	L, 8-12
2/26	WEST GEORGIA	W, 16-7
2/28	WESTERN MICHIGAN	W, 16-4
3/1	WESTERN MICHIGAN	W, 14-1 (7)
3/2	WESTERN MICHIGAN	W, 13-3 (7)
3/4	KENNESAW STATE	W, 11-4
3/7	VIRGINIA TECH	W, 4-3
3/8	VIRGINIA TECH	L, 5-8
3/9	VIRGINIA TECH	W, 8-6
3/11	GEORGIA STATE	W, 4-2
3/14	PITTSBURGH	W, 10-1
3/15	PITTSBURGH	W, 11-1 (7)
3/16	PITTSBURGH	L, 10-12
3/18	GARDNER-WEBB	W, 14-6
3/21	NOTRE DAME	W, 18-7 (8)
3/22	NOTRE DAME	W, 9-5
3/23	NOTRE DAME	W, 10-2
3/25	KENNESAW STATE	W, 15-4 (7)
3/28	#3/6 CLEMSON	L, 7-9
3/29	#3/6 CLEMSON	W, 18-2 (7)
3/29	#3/6 CLEMSON	L, 3-4
4/1	MERCER	W, 21-5 (7)
4/4	STANFORD	W, 8-6
4/5	STANFORD	W, 10-3
4/6	STANFORD	W, 18-2 (7)
4/8	#9/11 AUBURN	L, 8-9
4/11	CALIFORNIA	W, 8-5
4/12	CALIFORNIA	W, 15-5 (8)
4/13	CALIFORNIA	W, 4-3
4/15	GEORGIA*	L, 2-5
4/18	MIAMI	L, 2-4
4/19	MIAMI	L, 2-7
4/20	MIAMI	L, 2-10
4/22	AUBURN	L, 0-1
4/25	VIRGINIA	6 pm
4/26	VIRGINIA	4 pm
4/27	VIRGINIA	1 pm
5/2	WESTERN CAROLINA	6 pm
5/3	WESTERN CAROLINA	4 pm
5/4	WESTERN CAROLINA	1 pm
5/6	GEORGIA SOUTHERN	6 pm
5/7	MERCER	6 pm
5/9	LOUISVILLE	6 pm
5/10	LOUISVILLE	4 pm
5/11	LOUISVILLE	1 pm
5/15	DUKE	6 pm
5/16	DUKE	6 pm
5/17	DUKE	6 pm
5/20	ACC TOURNAMENT	DURHAM N.C.

* Game held at Truist Park
Home games in Gold

WEEKEND 11: #21/24 GEORGIA TECH vs VIRGINIA



#21/24 GEORGIA TECH YELLOW JACKETS

Overall Record.....	29-12, 14-7 ACC
Ranking	#21 (PG), #22 (Coaches), #24 (D1), #25 (BA)
Head Coach	Danny Hall
Career Record	1,440-786-1 (38th season)
Record at GT	1,232-669-1 (32nd season)
Record Last Week.....	0-3 at Miami / 0-1 at #11 AUB



VIRGINIA CAVALIERS


Overall Record.....	22-15 (9-9 ACC)
Ranking	None
Head Coach	Brian O'Connor
Career Record	907-385-2 (22nd season)
Record at UVA.....	Same
Record Last Week.....	1-0 vs Georgetown / 1-0 vs JMU

MATCHUPS AT A GLANCE

GT	OFFENSE	UVA	GT	PITCHING/DEFENSE	UVA
.322	Batting	.305	4.30	ERA	4.78
.542	Slugging	.475	345.0	IP	322.0
.426	On-Base Pct	.403	0	CGs	0
110	Doubles	77	8	Saves	5
9	Triples	7	380/160	K/BB	351/175
59	Home Runs	41	.249	OBA	.270
232	Walks	172	39	Errors	45
65/71	SB/SBA	45/59	28	Double Plays	31


PROBABLE PITCHERS

Friday



Tate McKee
#22 | Soph. | 5-1
52.0 IP | 3.46 ERA
59 Ks | 1.24 WHIP

Saturday



Brady Jones
#99 | Jr. | 4-1
39.2 IP | 4.54 ERA
45 Ks | 1.56 WHIP

Sunday



TBA
"Patience is the best remedy for every trouble"
-Plautus

TOP STORYLINES

- Georgia Tech baseball has been ranked as high as No. 21 in Perfect Game's Top-25 Poll – marking the 5th straight week that Tech has been in the Top 25.
- Tech is off to its best start in 14 years (since 2011).
- The Jackets lead the ACC with 14 wins this year- one shy of last season's total.
- Tech owns one of the most potent offenses in the Power 4, leading the nation's top four conferences in doubles (110) and among the Top 5 in batting average (2nd – .322), hits (2nd – 446), runs/game (3rd – 9.0), slugging percentage (4th – .542) and one-base percentage (5th – .426).
- Georgia Tech is averaging 2.68 doubles per game this season, the most in the nation – the program record for doubles/game is 2.51, set in the 1987 season.
- The program record for doubles in a season is 164, set in 1994, headed into this series, the Jackets are on pace for 150 doubles – accounting for only one guaranteed postseason game in the ACC tournament.
- Tech pitching has struck out 9.9 per-nine-innings this season, the program record for a full season is 10.00 set back in 1998.
- The Jacket arms have only allowed 8.4 hits-per-nine this season – the fewest since 1994 – Head Coach Danny Hall's first season on The Flats.
- Tech is Top 20 across Division I in the following statistical categories: Doubles (1st– 110), SAC flies (1st – 33), Avg. (9th – .322), hits (11th – 446), slugging % (10th – .542), runs/game (15th – 9.0) and on-base % (19th – .426).
- Four Yellow Jackets were named Midseason All-Americans: **Drew Burress** (1st Team / D1 Baseball & Perfect Game), **Mason Patel** (1st Team / D1 Baseball & Perfect Game), **Kyle Lodise** (2nd Team / Perfect Game) and **Alex Hernandez** (Freshman All-American / Perfect Game).

- The Yellow Jackets have been featured on multiple midseason award watch lists: **Drew Burress** (Golden Spikes Award), **Alex Hernandez** (John Olerud Two-Way Player of the Year), **Mason Patel** (National Pitcher of the Year & NCBWA Stopper of the Year) and **Kyle Lodise** (Brooks Wallace Award)
- Burress** leads the Power 4 and is fourth overall with 19 doubles this year, two shy of getting into the Top 20 for doubles in a season over program history.
- Tech is the only program in the nation to have three players with 15 or more doubles: **Burress** (Power 4 leader – 19), **Lodise** (17) and **Carson Kerce** (15) and one of only three programs to have more than one (also High Point, Murray State, Penn, Richmond and Western Ky. – each with two).
- Lodise** and **Burress** lead the ACC with 32 extra-base hits each, as one of the most potent 1-2 hitters in the country. The next closest player in the conference sits at 27 XBH.
- Earlier this month, **Burress** passed college baseball hall of famer Mark Teixeira, among others, on the GT all-time home run leaderboard. He is currently 17th, tied with Anthony Maisano (1989-90). He is five home runs shy of the Top 10 and 20 away from the program record (Jason Varitek – 57).
- Lodise** leads the ACC with a .793 slugging % this season (10th best in Division I)
- Burress** leads Division I in career slugging % (.768) by a margin of .036. He is 12th among all of NCAA college baseball, including DII and DIII.
- The Tech bullpen has pitched 11.0 straight scoreless innings, the 2nd longest stretch of the year (22.0 from Feb. 28-March 8). Six pitchers have contributed to the current streak, including three freshmen.

2025 QUICK FACTS**GENERAL INFORMATION**

School.....Georgia Institute of Technology (Georgia Tech)
Location.....Atlanta, Ga.
Enrollment.....45,295
Founded.....1885
Nickname.....Yellow Jackets, Ramblin' Wreck
Mascot....."Buzz" the Yellow Jacket
Official Colors.....Tech Gold and White
Conference.....Atlantic Coast Conference (ACC)
President.....Dr. Angel Cabrera
Faculty Athletic Representative.....Dr. Jenna Jordan
Director of Athletics.....J Batt
Website.....www.RamblinWreck.com

BASEBALL STAFF

Head Coach.....Danny Hall (32nd season)
 Alma Mater, YearMiami-Ohio, 1977
Associate Head Coach / Recruiting - James Ramsey (7th year)
 Alma Mater, YearFlorida State, 2012
Assistant Coach/PitchingMatt Taylor (2nd year)
 Alma Mater, YearColumbus State, 2017
Assistant Coach/CatchersJosh Schulman (1st year)
 Alma Mater, YearRochester, 2015 & Texas A&M, 2017
Director of Baseball OperationsScott Stricklin
Strength and ConditioningSteve Tamborra
Athletic Trainer.....Paul Wolkoff
Equipment Manager.....Bill Shackelford

HISTORICAL INFORMATION

Record Since 1895.....2,668-1,715-27 (.608)
Record at Mac Nease Baseball Park (since 1985).....1,049-346-1 (.752)
ACC Regular Season Record (since 1980).....619-458-2 (.575)
ACC Regular Season Championships (Divisional).....9
 1987, 1993, 1997, 2000, 2004, 2005, (2011, 2019, 2021)
ACC Tournament Appearances.....43
ACC Tournament Record.....83-69 (.546)
ACC Tournament Championships.....9
 1985, 1986, 1987, 1988, 2000, 2003, 2005, 2012, 2014
NCAA Tournament Appearances.....35
 1959, 1971, 1985, 1986, 1987, 1988, 1989, 1990, 1991,
 1992, 1993, 1994, 1995, 1996, 1997, 1998, 2000, 2001,
 2002, 2003, 2004, 2005, 2006, 2008, 2009, 2010, 2011,
 2012, 2013, 2014, 2016, 2019, 2021, 2022, 2024
NCAA Tournament Record.....79-71 (.527)
NCAA Super Regional Appearances.....5
 2000, 2002, 2004, 2005, 2006
College World Series Appearances.....3
 1994 (2nd), 2002 (T-5th), 2006 (T-7th)
College World Series Record.....4-5 (.444)

STADIUM INFORMATION

Name.....Mac Nease Baseball Park at Russ Chandler Stadium
Year Opened.....1985
Last Renovated.....2020-21
Capacity.....3,194
Dimensions.....329-382-390-350-334
Fence Height.....10 feet
Address.....Fowler Street & Fifth Street, Atlanta, Ga. 30332

2025 TEAM INFORMATION

Lettermen Returning.....15
Starting Position Player.....4
Starting Pitchers.....2
Newcomers.....29

2024 YEAR IN REVIEW

Overall Record.....33-25
ACC Record.....15-15
ACC Finish.....Fourth - Coastal
ACC Tournament.....0-2
Final Ranking.....N/A

NO.	NAME	POS.	YR	B/T	HT	WT	HOMETOWN/LAST SCHOOL
1	Parker Brosius	OF	JR	R/L	6'1"	193	Suwanee, GA. (Lambert HS)
2	Kyle Lodise	INF	JR	R/R	5'11"	180	Brunswick, GA. (Augusta)
3	Carson Kerce	INF	Soph.	R/R	5'11"	200	Marietta, GA. (Pope HS)
4	Alex Hernandez	RHP/INF	FR	R/R	6'2"	188	Cumming, GA. (Forsyth Central HS)
5	Cooper McMullen	RHP/OF	FR	R/R	6'3"	186	Bonaire, GA. (Tattnall Square Academy)
6	Caleb Daniel	C/UTL	FR	L/R	5'11"	183	Cartersville, GA. (Cartersville HS)
7	William Baker	INF/UTL	FR	L/R	6'0"	188	Upper Coomera, Queensland Australia
8	Drew Burress	OF	Soph.	R/R	5'9"	182	Houston County, GA. (Houston County HS)
9	Connor Shouse	RHP/INF	FR	R/R	6'1"	175	Jasper, GA. (Pickens County HS)
10	Kent Schmidt	INF	Soph.	L/R	6'0"	221	Marietta, GA. (Georgia Southern)
12	Sam Swygert	RHP	5th	R/R	6'1"	215	Springfield, SC (The Citadel)
14	Cayden Sheffield	C/OF	FR	R/R	6'1"	184	Dallas, GA. (North Paulding HS)
15	Riley Stanford	RHP/OF	JR	R/R	6'4"	236	Gainesville, GA. (Buford HS)
16	Ethan Murray	INF	FR	R/R	6'2"	195	Buford, GA. (Buford HS)
18	Cole Royer	RHP	FR	R/R	6'5"	185	Waynesville, GA. (Pierce County HS)
19	Nathanael Coupet	C/OF	Soph.	R/R	5'11"	205	Boynton Beach, FL (North Broward Prep)
20	Caden Spivey	RHP	JR	R/R	6'2"	195	Vidalia, GA. (Notre Dame)
21	John Giesler	INF	6th	R/R	6'3"	224	Marietta, GA. (Walton HS)
22	Tate McKee	RHP	Soph.	R/R	6'3"	203	Kennesaw, GA. (Mount Paran Christian)
24	Joshua Evans	LHP/OF	FR	S/L	6'3"	187	Lawrenceville, GA. (Peachtree Ridge HS)
25	Vahn Lackey	C/INF	Soph.	R/R	6'1"	213	Suwanee, GA. (Collins Hill HS)
26	Ryan Johnson	RHP	FR	R/R	6'4"	168	Dallas, GA. (Cartersville HS)
27	Brett Denby	INF	Soph.	R/R	5'11"	170	New Albany, IN (Jefferson HS)
28	Jackson Sobel	LHP	Soph.	L/L	6'2"	186	Charleston, SC (Oceanside Collegiate Academy)
29	Mason Patel	RHP	5th	R/R	6'1"	210	Knoxville, TN Georgia State)
30	Porter Buursema	RHP	Soph.	R/R	6'1"	195	Woodstock, GA. (Georgia Southern)
31	Jackson Blakely	RHP	FR	R/R	6'0"	211	Thomaston GA. (Upson-Lee HS)
32	Brett Barfield	LHP	JR	L/L	6'1"	198	Cumming, GA. (Florida State)
34	Drew Rogers	C/INF	FR	R/R	6'1"	220	Tempe, AZ (Hamilton HS)
35	Jake Lankie	RHP	Soph.	R/R	6'2"	200	Alpharetta, GA. (Georgia)
36	Thorpe Musci	RHP	FR	R/R	6'0"	201	Lilburn, GA. (Parkview HS)
37	Caden Gaudette	RHP R-Soph.	R/R	R/R	6'0"	207	Alpharetta, GA. (Milton HS)
38	Carson Ballard	RHP	JR	R/R	6'4"	197	Alpharetta, GA. (Wesleyan HS)
39	Tyler Neises	INF/OF	Soph.	L/R	6'3"	220	Dalton, GA. (Dalton HS)
40	Nathan Waugh	C	5th	R/R	6'5"	230	Placentia, Calif. (Cornell)
42	Jaylen Paden	RHP	5th	R/R	5'10"	195	Atlanta, GA. (Georgia Southern)
45	Connor Chicoli	RHP	FR	R/R	6'3"	185	Raleigh, NC (Pro5 Baseball Academy)
49	Kayden Campbell	LHP	JR	R/L	6'2"	205	Cincinnati, OH (Louisville)
55	Adam McKelvey	LHP	FR	L/L	6'3"	229	Roswell, GA. (Roswell HS)
99	Brady Jones	RHP	JR	R/R	6'0"	204	Decatur, GA. (Georgia State)

Coaching Staff

Head Coach — Danny Hall (32nd season)
Associate Head Coach/Recruiting Coordinator — James Ramsey (7th season)
Assistant Coach — Josh Schulman (1st season)
Assistant Coach /Pitching — Matt Taylor (2nd Season)
Director of Pitching - Jason Richman (2nd Season)
Director of Operations - Scott Stricklin (1st season)
Player Development Coach - Steve Tamborra (25th season)
Athletic Trainer - Paul Wolkoff (16th season)

PRO-NUN-SEE-AY-SHUN GUIDE

Parker Brosius..... BRO-zhus
 Kyle Lodise..... LOW-deese
 Carson Kerce..... like "Curse"
 Nathanael Coupet..... coo-PAY
 John Giesler..... GEESE-ler
 Vahn Lackey..... Vaughn
 Thorpe Musci..... like "Musky"
 Tyler Neises..... NICE-sis
 Nathan Waugh..... WAH
 Jaylen Paden..... PAY-din
 Connor Chicoli..... chick-COLE-ee
 Adam McKelvey..... mick-KEL-vee
 Josh Schulman..... SHOOL-man

RECRUITING SUCCESS

• Tech has now signed top-5 classes in four of the last six years, top-10 classes in five of the last six years, and six-straight top-20 Perfect Game recruiting classes, leading the Atlantic Coast Conference in all categories.

• The 2024 freshman class was rated No. 2 in the nation and features three players ranked in PG's National top-100: Drew Rogers (No. 23 prospect / No. 3 Catcher), Connor Shouse (No. 83 prospect / No. 22 SS) and Alex Hernandez (No. 96 prospect / No. 8 3B).

• This class also contains one draft pick from the 2024 MLB draft who chose to come to GT instead (Cole Royer – drafted in the 20th round (601st overall) by the New York Yankees).

JACKETS FROM 2024 NO. 2 RECRUITING CLASS

Name	Hometown	Position	PG National Ranking
Will Baker	Upper Coomera, Queensland, Australia	INF	---
Jackson Blakely	Thomaston, Ga.	RHP	---
Connor Chicoli	Raleigh N.C.	RHP	342
Caleb Daniel	Cartersville, Ga.	UTL	187
Joshua Evans	Lawrenceville, Ga.	LHP	256
Alex Hernandez	Cumming, Ga.	RHP/INF	96
Ryan Johnson	Dallas, Ga.	RHP	462
Adam McKelvey	Roswell, Ga.	LHP	---
Cooper McMullen	Bonaire, Ga.	RHP/OF	364
Ethan Murray	Buford, Ga.	INF	282
Thorpe Musci	Lilburn, Ga.	RHP	223
Drew Rogers	Tempe, Ariz.	C	23
Cole Royer	Waynesville, Ga.	RHP	302
Cayden Sheffield	Dallas, Ga.	OF	262
Connor Shouse	Jasper, Ga.	RHP/INF	83

JACKETS FROM 2023 NO. 5 RECRUITING CLASS

Name	Hometown	Position
Drew Burress	Houston County, Ga.	OF
Nathanael Coupet	Boynton Beach, Fla.	C
Brett Denby	New Albany, Ind.	INF
Carson Kerce	Marietta, Ga.	INF
Vahn Lackey	Suwanee, Ga.	C
Tate McKee	Kennesaw, Ga.	RHP
Tyler Neises	Dalton, Ga.	INF
Jackson Sobel	Charleston, S.C.	LHP

JACKETS FROM 2022 NO. 3 RECRUITING CLASS

Name	Hometown	Position
Parker Brosius	Suwanee, Ga.	OF
Riley Stanford	Gainesville, Ga.	OF/RHP
Caden Gaudette	Alpharetta, Ga.	RHP
Carson Ballard	Alpharetta, Ga.	RHP

JACKETS FROM 2020 NO. 4 RECRUITING CLASS

Name	Hometown	Position
John Giesler	Marietta, Ga.	INF

CARDIAC JACKETS

• Georgia Tech baseball has been in for exciting baseball since 2019, posting a 34-22 record in one-run games.

• Since 2002, Tech has posted a nearly 60-percent win percentage in one-run games (.581).

GT BASEBALL RECORD IN 1-RUN GAMES - SINCE 2002

Year	Record	Pct.
2025	3-3	.500
2024	4-3	.571
2023	4-6	.400
2022	6-3	.667
2021	8-4	.667
2020	2-2	.500
2019	10-5	.667
2018	4-5	.444
2017	3-9	.250
2016	8-5	.615
2015	9-3	.750
2014	8-10	.444
2013	8-6	.571
2012	9-7	.563
2011	5-5	.500
2010	5-2	.714
2009	7-3	.700
2008	9-4	.692
2007	5-5	.500
2006	9-6	.600
2005	9-9	.500
2004	10-5	.667
2003	7-4	.636
2002	10-3	.769
TOTAL	160-115	.581

• The Cardiac Jackets wasted no time returning for 2025, winning opening day by one run, 3-2, after scoring the go-ahead run in the bottom of the eighth after an infield grounder from **Nathan Waugh** gave just enough time for **Drew Burress** to come sliding home from third, despite a 5-man infield from ODU.

• In the 2nd game, Tech fell behind, 3-0 before recording an out, only for the bullpen to come in and pitch 9.0 innings of scoreless ball, striking out a season high 16 and only allowing three base hits. The bullpen kept the game, 3-0, until the bottom of the ninth, when Tech exploded for seven runs, the most scored in a ninth inning in a decade of GT baseball.

• That 7-run 9th inning began with a 5-pitch walk by **Nathan Waugh** before **Vahn Lackey** delivered his 2nd hit of the game to put runners at 1st and 2nd. **Alex Hernandez** drew a walk on 4 pitches to load the bases for **Tyler Neises** who connected on an 0-1 pitch, driving it into left for a single and cutting the deficit to one run, 3-2. **Will Baker** reached on an error when his sacrifice bunt was mishandled by the ODU pitcher, loading the bases for **Kyle Lodise** who took his second walk of the day to score Hernandez and tie the game. The very next batter was **Drew Burress** and he made no mistake, smashing a 1-0 pitch over the wall in right for the walk-off opposite field walk-off grand slam.

• The Jackets began ACC play with a pair of ninth-inning rallies to take two of three at Virginia Tech. On Friday, GT had been trailing, 2-3, since the fifth inning but **Carson Kerce** and **Kyle Lodise** led off the inning with walks before being brought home off

singles from **Kent Schmidt** and **Alex Hernandez**, before **Patel** slammed the door in the bottom of the inning to earn the 4-3 win.

• In the series finale, Tech entered the 9th tied, 6-6 and had not scored since the 3rd. **John Giesler** led off the inning with a four-pitch walk, followed by a 5-pitch walk from **Parker Brosius**. It was freshman **Caleb Daniel** who came through in the clutch, launching a ground-rule double to put GT ahead, 7-6. **Carson Kerce** would drive home **Brosius** on a SAC fly to add the insurance run before the combination of **Brett Barfield** and **Cooper McMullen** shut down the VT bats for the victory and the 1st career save for **McMullen**.

IT STARTS AT HOME...

• Since 1985, Tech has won a whopping .752 percent of its games at home (1,048-336-1).

• In 31 home games in 2024, Tech has hit .339 with 75 doubles, five triples and 61 home runs for 279 RBI.

• Since 2002, Tech has only hit below .300 at home in two full seasons – 2017 and 2021.

• So far in 2025, the Jackets are 19-6 with a .349 average. 78 doubles, four triples and 40 HR for 235 RBI.

DANNY HALL - A LIVING LEGEND

• ABCA Hall of Famer **Danny Hall** joined the Top-10 winningest Division I coaches in history on March 15, when Tech defeated Pitt, 11-1 (7) - his 1,427th win.

• He became the 11th NCAA Division I coach all-time to reach the 1,400 career win mark on April 14 when Tech defeated then-No. 16 Virginia Tech, 11-7.

• In addition to his career-win milestone, Coach Hall also reached the 1,200 wins at Georgia Tech after defeating No. 9 Duke on May 12, 2024.

• He currently has 1,440 career wins – the 2nd most among active NCAA head coaches after South Carolina hired Paul Mainieri (1,528 career wins) this season.

• Hall is 4 wins away from tying Chuck Hartman (1,444 at High Point/Virginia Tech 1959-2006) for the 9th most in Division I history.

• Tech replaced Texas as the only program in Division I with 2 coaches in the all-time top-10 - Jim Morris coached at GT from 1982-93.

ALL-TIME WINNINGEST COACHES -- DIVISION I

Rk.	Coach	Wins
1.	Mike Martin	2,029
2.	Augie Garrido	1,975
3.	Gene Stephenson	1,768
4.	Mark Marquess	1,627
5.	<i>Jim Morris</i>	<i>1,594</i>
6.	Paul Mainieri *	1,529
7.	Larry Hays	1,508
8.	Mike Fox	1,487
9.	Chuck Hartman	1,444
10.	Danny Hall*	1,440

*Actively coaching

**Italics indicates they coached at GT

OFFENSE

Returning Starters

• Georgia Tech baseball returns four bats from the starting lineup of the 2024 Athens Regional Final: Drew Burress, John Giesler, Parker Brosius and Vahn Lackey.

• 2024 National Freshman of the Year (D1 Baseball/Perfect Game) and National Freshman Hitter of the Year (NCBWA) Drew Burress returns for his sophomore season after delivering one of the greatest freshman seasons in college baseball history last year.

• Burress led Georgia Tech in a myriad of categories last year, including average (.381), home runs (25) and RBI (67), becoming the 12th Yellow Jacket to win Tech's triple crown.

• He set the Georgia Tech record for most assists by an outfielder, gunning down 10 base-runners from center field while also setting the program record with four home runs in a single game, against Georgia State (Feb. 27, 2024).

• His .821 slugging percentage from last season gives him the highest career slugging percentage in program history, with a minimum of 200 at bats in White & Gold. It was the 4th highest slugging percentage in a single season by a Yellow Jacket, the best since 1926 and the first .800+ slugging season in 45 years (Tommy Thompson (.811) – 1979).

HIGHEST SLUG % - SINGLE SEASON - GT HISTORY

Name	TB-AB	Slugging %	Season
1. Tom Angley	93-100	.930	1926
2. Bobby Reeves	97-109	.890	1926
3. Doug Wycoff	81-98	.827	1926
4. Drew Burress	179-218	.821	2024
5. Tom Angley	68-83	.819	1925
6. Tommy Thompson	103-127	.811	1979
7. Jason Varitek	182-228	.798	1993
8. <i>Nomar Garciaparra</i>	<i>213-274</i>	<i>.777</i>	<i>1994</i>
9. <i>Mark Teixeira</i>	<i>186-241</i>	<i>.772</i>	<i>2000</i>
10. Riccardo Ingram	179-237	.755	1987

**Italics indicates coached by Danny Hall*

DOUBLE TROUBLE

• Georgia Tech first led the nation in doubles at the start of March (March 2nd) & has been in the Top 3 ever since.

• The Jackets enter the weekend as the only program to have more than 90 doubles this season, let alone 100

Rank	Team	Conference	Doubles
1.	Georgia Tech	ACC	110
2.	Arizona State	Big 12	102
2.	New Mexico	Mountain West	102
4.	Virginia Tech	ACC	101
5.	Richmond	Atlantic 10	99
6.	Austin Peay	ASUN	96
6.	Texas	C-USA	96
6.	Tulane	American	96
9.	High Point	Big South	94
9.	Missouri St.	MVC	94
9.	UTSA	American	94

• The program record for doubles in a season is 164, set in 1994. The 2025 team is on pace for 154 - accounting for only one guaranteed postseason game in the ACC tournament.

• Tech hit 117 doubles last season and have only ever eclipsed 150 doubles four times, most recently in 2006 (156)

• Georgia Tech is the only program in the nation to have three players with 15+ doubles this season - nobody else has more than two and 244 programs don't have one.

TEAM	Players (No. of doubles)	No. of players
Georgia Tech	Drew Burress (18), Kyle Lodise (17), Carson Kerce (15)	3
Murray State	Jonathan Hogart (21), Luke Mistone (16)	2
High Point	Landen Johnson (16), Miggy Echazarreta (15)	2
Penn	Jarrett Pokrovsky(17), Davis Baker (15)	2
Richmond	Jack Arcamone (18), Jordan Jaffe (17)	2
Western Ky.	Ryan Wideman (18), Carlos Vasquez (15)	2
63 Teams		1
229 Teams		0

• **Caleb Daniel** is close behind with 13 doubles.

• **Kyle Lodise & Drew Burress** have proven to be the best 1-2 punch in the nation. They sit atop the ACC in extra base hits and rank among the very best across Division I this season.

Player	Team	2B	3B	HR	XBH
Kyle Lodise	GT	17	2	13	32
Drew Burress	GT	19	1	12	32
Alex Lodise	FSU	12	2	13	27
Ben Miller	Duke	10	0	16	26
Eric Becker	UVA	18	1	5	24
Ryan Zuckerman	Pitt	13	0	10	23
Jarren Advincula	Cal	15	2	6	23
Max Williams	FSU	8	0	15	23
Josh Hogue	NCST	15	0	8	23
Kade Lewis	WF	11	0	11	22
Sam Tackett	VT	10	0	12	22

• Alex Hernandez is lurking close to the Top 10, sitting at 20 XBH

• So far in 2025, the Georgia Tech offense is the best in the ACC and one of the very best in the country.

GEORGIA TECH — 2025 NAT'L/ACC RANKS

Category	No.	D1 Rank	ACC Rank
Doubles	110	1st	1st
Doubles per game	2.68	1st	1st
SAC Flys	33	1st	1st
Batting Average	.322	9th	1st
Slugging %	.542	10th	1st
Hits	446	12th	1st
Runs	371	12th	1st
Scoring	9.0	15th	1st
On-Base %	.426	19th	2nd
Walks	232	29th	6th
Home Runs	59	38th	4th

• Last season, Tech continued its legacy of powerful offense, finishing at or near the top of the ACC in a multitude of categories

GEORGIA TECH — 2024 NAT'L/ACC RANKS

Category	No.	D1 Rank	ACC Rank
Base on Balls	360	10th	3rd
On-Base Percentage	.420	17th	2nd
Batting Average	.305	29th	6th
Slugging Percentage	.516	30th	7th

• In 2023, Tech finished in the Top 15 in 5 offensive categories.

GEORGIA TECH — 2023 FINAL NAT'L/ACC RANKS

Category	No.	D1 Rank	ACC Rank
Doubles/Game	2.49	3rd	2nd
Average	.323	4th	2nd
Doubles	142	10th	2nd
Slugging percentage	.538	11th	1st
On-base percentage	.416	15th	3rd

• The last 4 years have seen GT's offense become its calling card.

GEORGIA TECH — 2022 FINAL NAT'L/ACC RANKS

Category	No.	D1 Rank	ACC Rank
Runs per game	9.4	3rd	1st
Average	.327	1st	1st
On-base percentage	.419	6th	2nd
Slugging percentage	.551	5th	2nd
Home runs	115	10th	3rd

• In 2023, Tech also set the program record for most triples in a single game on Feb. 17 vs. Miami (Ohio) with four.

• Tech also tied the program record for most doubles in a single game on March 14 vs. No. 18 Auburn with eight — hitting six in the third inning alone.

• Tech looked true to form in again being one of the top powerhouse offenses in the ACC on Opening Weekend last year, setting the school record for runs scored on Opening Day (21).

• Part of the season-opening onslaught was seven home runs for Tech, the most in a single game since 2009.

OFFENSE**STREAKS**

- The Jackets hold a number of hitting streaks heading into this weekend. The following players are either currently on or have had their career-long hitting streak in 2025

Active Hitting Streaks - GT Baseball

Name	Hit Streak	Since	Longest
Kent Schmidt*	15 games	Feb. 23	Same

*Has not played since March 18

Active On-Base Streaks - GT Baseball

Name	On Base Streak	Since	Longest
Kent Schmidt	29 games*	May 14, 2024	Same
Caleb Daniel	7 games	April 12	17
Connor Shouse	6 games	March 29	Same
Drew Rogers	4 games	March 29	6

*partially done before transferring to GT

- Schmidt has reached base safely in every game he's played this season - out since March 18.
- Drew Burress held a 56 game on-base streak from April 28, 2024 - April 19, 2025 - the 5th longest on-base streak in program history.
- Kyle Lodise saw his career-long 47 game on-base streak snapped in his last game, at Auburn. He had held that streak for over a calendar year, April 6, 2024 - April 22, 2025.

Longest On-Base Streaks - GT Baseball

Name	Started	Ended	Streak
Danny Payne	2006	2007	80
Scott Jordan	1984	1985	79
Jason Varitek	1993	1994	65
Mark Teixeira	2000	2001	58
Richard Lewis	2000	2001	56
<i>Drew Burress</i>	<i>April 28, 2024</i>	<i>April 19, 2025</i>	<i>56</i>

MIDWEEK Highlights - The Bats - GT 0 - Auburn 1

- This was the third time all season Tech has not recorded an extra base hit. Caleb Daniel seemed poised for at least a single when he laced a pitch headed into the gap in right-center, only for it to bounce off the umpire's backside, directly into the glove of the Auburn 2nd basemen, resulting in a 4-3 putout.
- This was the first shutout loss of the season and the first 1-0 defeat since April 28, 2017 – eight seasons ago vs. UIC.
- Sophomore Carson Kerce was the only Yellow Jacket to reach base multiple times, recording a single and a walk. He has reached base multiple times in 25 of Tech's 41 games this season (61 % of games).
- Sophomore Vahn Lackey was hit by a pitch in the ninth inning, putting the tying run in scoring position and him, the would-be go ahead run) on base. It was his team-leading 8th HBP of the season.
- Sophomore Drew Burress hit a single for Tech's other base hit, tying Kyle Lodise for the team-lead with 55 hits each.
- Lodise saw his on-base streak snapped at 47 games, marking the first time he has been held off the base paths while playing at Georgia Tech.
- Freshman Caleb Daniel extended his on-base streak to seven games with a walk.
- Freshman Connor Shouse made his third start of the season, one game after pitching 2.0 scoreless innings in the series finale at Miami. He would stretch his on-base streak to six games with a walk and suffered maybe the second-most unlucky out of the game, a 108-mph line drive directly into the Auburn left fielder's glove in the fifth inning.

Friday Highlights - The Bats - GT 2 - Miami 4

- This was the first back-to-back loss of the season for GT
- This was only the second game all season in which the Jackets failed to get an extra-base hit.
- Sophomore Drew Burress extended his on-base streak to 56 games dating back to last season, tying Richard Lewis for the 5th-longest on-base streak in program history.
- He recorded a pair of walks and hit an opposite field single, coming around to score both of Tech's runs.
- It was his 19th multi-run game of the season. Burress has scored in 10 of his last 11 games and 20 of his last 22.
- Freshman Alex Hernandez recorded his team-leading 15th multi-hit game tonight, hitting a pair of singles, including a line drive into right, which was mishandled by the Miami fielder, allowing Burress to score from first and make it a 3-1 deficit.
- Freshman Caleb Daniel recorded his 11th multi-hit game of the year, driving in Burress with a two-out base knock in the ninth.
- Sophomore Vahn Lackey posted his 18th multi-hit game of the season, tied with Hernandez for second most on the team, behind Burress's 19.
- Junior Kyle Lodise returned to the lineup today, going 1-for-4 with a single and a HBP.

Saturday Highlights - The Bats - GT 2 - Miami 7

- The Yellow Jackets were without two key bats as Alex Hernandez was sidelined for the first time this season and Kent Schmidt missed his 18th game in a row, with an injury.
- Junior Kyle Lodise extended his on-base streak to 46 games with a 2-for-4 performance today. He has reached base in every game has played as a Yellow Jacket with his streak extending over a calendar year (April 6, 2024 at Augusta University).
- It was his 18th multi-hit game, tied with Vahn Lackey and Hernandez for the second most on the team, behind only Drew Burress (19).
- Freshman Caleb Daniel recorded his 12th multi-hit game of the year and second of the series, driving in Parker Brosius in the sixth inning.
- This was the third time Daniel has recorded multiple base hits in back-to-back games.
- He hit his 13th double of the season, the 4th most by any freshman in Division I this season.
- Sophomore Carson Kerce hit his 15th double of the season joining Burress (19) and Lodise (17) in the 15+ club. Tech is the only program in the nation with three players at 15 or more doubles this season.
- Burress saw his on-base streak snapped at 56 games, tied with Richard Lewis for the 5th-longest on-base streak in program history.

Sunday Highlights - The Bats - GT 2 - Miami 10

- The Jackets suffered their first sweep of the season
- Freshman Alex Hernandez recorded his 19th multi-hit game, tying Drew Burress for the most on the team. It was his 16th two-hit ballgame, the most among Yellow Jackets.
- Junior Kyle Lodise extended his on-base streak to 47 games with a 1-for-4 performance today. He has reached base in every game has played as a Yellow Jacket with his streak extending over a calendar year (April 6, 2024 at Augusta University).
- He drove in John Giesler in the fifth inning for his 45th RBI of the season, one behind Burress for the team lead.
- Sophomore Vahn Lackey secured his 31st RBI of the season, more than double his total output from last season (15).
- Burress scored his third run of the series today. He has scored a team-high 55 runs this season and has scored at least one run in 31 of Tech's 40 games this season.
- Offensively GT had 10 hard hit outs (exit velo 95+ at optimal launch angle) during the series at Miami - 2nd most of any series this year behind Clemson (12)
- On the pitching side, Tech gave up more soft hits (exit velo under 65) than the previous 24 games combined - meanwhile the Jacket offense has had only one soft hit in each of its last 8 games.

JACKETS IN THE POLLS

WEEK	BA	USA	NCBWA	D1	PG
Preseason	-	rv	rv	-	-
Week 1	-	rv	rv	-	-
Week 2	-	rv	rv	-	-
Week 3	-	rv	rv	-	-
Week 4	-	rv	rv	-	-
Week 5	-	rv	rv	-	-
Week 6	-	25	rv	25	19
Week 7	-	22	rv	25	22
Week 8	20	18	21	18	15
Week 9	13	13	14	14	13
Week 10	25	22	rv	24	21

BA = Baseball America, USA = USA Today, NCBWA =
NCBWA, D1 = D1Baseball.com, PG = Perfect Game N/A = poll not
out before release of notes rv = receiving votes

PITCHING

- Georgia Tech returns three pitchers with over 30 innings pitched last season: **Tate McKee** (sophomore, 47.0 IP), **Carson Ballard** (r-sophomore, 34.2 IP) and **Mason Patel** (graduate senior, 36.0 IP)
- The Jackets return seven arms in total from last year's squad: McKee, Ballard, Patel, **Riley Stanford**, **Jackson Sobel**, **Brett Barfield** and **Caden Gaudette**
- The Jackets are heading into the second season under pitching coach **Matt Taylor** and **Jason Richman** as director of pitching. And head coach Hall has said he believes this to be the year that Tech fans witness "the fruits of their labor" as the pitching staff looks to prove people wrong in 2025.
- A whopping 21 new arms are joining the staff for the 2025 season, featuring a solid mix of 14 freshmen and seven transfers.

Freshman Arms

Name	Hometown	PG State Ranking	PG National Ranking
Jackson Blakely	Thomaston, Ga.	87	---
Connor Chicoli	Raleigh N.C.	10	342
Joshua Evans	Lawrenceville, Ga.	27	256
Alex Hernandez	Cumming, Ga.	12	96
Ryan Johnson	Dallas, Ga.	46	462
Adam McKelvey	Roswell, Ga.	178	---
Cooper McMullen	Bonaire, Ga.	40	364
Thorpe Musci	Lilburn, Ga.	23	223
Cole Royer	Waynesville, Ga.	33	302
Connor Shouse	Jasper, Ga.	9	83

Transfers

- Sam Swygert:** Grad Transfer RHP from The Citadel. Pitched in 18 games and made 12 starts last season, pitching a team-high 67.1 innings with a 5.75 ERA.
- Caden Spivey:** Junior RHP from Notre Dame. Made 15 appearances with three starts and 27.2 innings of work while going 1-1 with an 8.46 ERA
- Porter Buursema:** Sophomore RHP from Georgia Southern. Made six starts, pitching 12.2 innings with 14 strikeouts, a 5.68 ERA and a 1-0 record.
- Jake Lankie:** R-Freshman RHP from Georgia. Redshirted last season. Rated as the No. 23 RHP out of Georgia in the class of 2023 Perfect Game rankings.
- Jaylen Paden:** Graduate RHP from Georgia Southern. Has not pitched in a game since March 7, 2023 due to injury. Career 5.62 ERA over 107.1 innings from 2021-23.
- Kayden Campbell:** Junior LHP from Louisville. Made 23 relief appearances last season, pitching 20.0 innings and striking out 22 with a 7.65 ERA
- Brady Jones:** Junior RHP from Georgia State. Led the team with a 5-1 record last season, making 16 relief appearances and 1 start with a 7.32 ERA and 37 strikeouts over 39.1 innings. Most innings pitched out of GSU's bullpen last season.

Spinning From The Start

- The Georgia Tech pitching staff got off to a historically strong start in 2025 - holding its opponents to fewer than five runs in each of its first six games for the first time since 2002.
 - The pitching staff allowed nine runs over the course of the series, a 10-run improvement after averaging 19 runs allowed over the previous three opening series sweeps (14 RA in 2024, 24 RA in 2023 and 19 RA in 2022).
 - The Jacket pitchers struck out 40 in the opening weekend against Old Dominion – tied with 2022 for the most strikeouts through the first three games this century.
 - In March, the Jackets allowed only three hits in back-to-back games against Georgia State (March 11) and Pitt (March 14) – the first time Tech has allowed 3 or fewer hits in back-to-back games since a doubleheader against Duke in 2012 (March 31st – 3 hits in game one / 2 hits in game two) – those games featured a complete game shutout from Buck Farmer and 4.1 innings from Luke Bard – both future major leaguers.
- No PATEL-ing How Long This Will Last**
- Senior RHP Mason Patel is simply put, the most effective pitcher in the ACC so far in 2025.
 - The senior Georgia State transfer from two seasons ago leads the nation with six victories and leads the ACC with a 0.39 ERA and a 0.57 WHIP.
 - He is one of only three pitchers in Division I to have surrendered only 1 run with 20+ innings pitched - also Ryan Bilka (Richmond) and Braeden Sloan (TCU).
 - He became the first Yellow Jacket pitcher this century to win each of his first six starts.
 - He was awarded ACC Co-Pitcher of the week on Feb. 24 after dominating both Marshall and Georgia Southern to the tune of 8.1 innings with a 0.00 ERA, 11 strikeouts and a 2-0 record while only allowing four base runners.
 - Patel becomes the first GT pitcher to earn pitcher of the week since Andy Archer (March 29, 2021).
 - Patel's award-winning week got started on Wednesday, when he came out of the bullpen to start the third inning in Tech's road opener at Georgia Southern. Patel was perfect through 5.1 innings, retiring the first 16 batters he faced in order to quiet the Georgia Southern bats and allow for Tech to take the game, 5-3. He struck out a career-best nine batters in that appearance, which also goes down as his longest outing in White & Gold – Patel's longest since pitching 6.0 innings in a start against Brown for Georgia State back in 2023, all in only 50 pitches.
 - He followed that with another gem of an outing on Sunday against Marshall, entering the game with runners on second and third and nobody out in the fifth inning, working around a hit-by-pitch to keep the Thundering Herd off the board with yet another scoreless inning. He would pitch two more scoreless to earn the victory, leaving after the 7th inning with the Jackets in front, 10-3.
 - Patel's efforts bolstered a resurgent GT bullpen in 2025. The Tech bullpen has struck out 54 batter while holding opponents to a .180 average – the best numbers by a Tech bullpen through seven games since at least the turn of the century.
 - In his third appearance of the season, Patel entered in the sixth inning - retiring the first batter he saw to get Tech into the 7th inning and earning the win and improving to 3-0 – becoming the first Yellow Jacket pitcher to be 3-0 after only nine games since Xzavion Curry in 2018.
 - Patel was first out of the bullpen vs. KSU, working a pair of flyouts to get Tech out of the second inning before striking out two around a couple of hits in the third and adding another K in the fourth around a two-out walk for 2.2 scoreless innings
 - He would get credit for the win, improving to 4-0 on the

season and becoming the first Yellow Jacket to earn the win in each of his first four appearances since Mark Pope in 2011.

- **Patel** came out of the bullpen in the 5th inning of the series opener at VT and continued his unconscious season, pitching 4.2 innings without allowing a hit.
- Patel allowed only three base runners (one walk, one HBP, one ROE) and retiring 7 straight during the middle innings.
- He would get credit for the win, becoming the first Yellow Jacket to earn a win in each of his first five appearances since Kyle Bakker in 2002.
- **Patel** slammed the door yet again in Tech's last game (vs. GSU) pitching the final 3.0 innings and allowing only one base runner to secure his sixth victory in as many appearances, still without allowing a run.
- He came in to pitch the final three innings of the Saturday win against Pitt, earning his first save of the season. He gave up his first run of the year in the seventh inning, bringing his scoreless streak to an end at 22.2 innings to begin the year – the best by any Tech pitcher this century.
- Last weekend, Patel came out on Saturday once again, pitching a career-best 6.2 innings - the longest outing of any Yellow Jacket this season – while striking out seven and throwing only 73 pitches.
- He entered the game at Notre Dame (March 22) in the third inning, coming in with the bases loaded, one out and a two-run lead (5-3). He proceeded to get a three-pitch strikeout before inducing an inning ending groundout to escape the jam and set the tone for what would be yet another dominant outing.
- He gave up one earned run on a solo homer, just his second earned run allowed over 29.2 innings of work.
- He is the only GT pitcher in the 21st century to earn a part of the decision in a each of his first eight appearances (seven wins, one save).
- Patel took the reins for the final four innings on Friday vs. Clemson, allowing a pair of home runs for a total of three earned runs allowed while striking out four.
- He got saddled with the tough-luck loss, dropping his season record to 7-1 with a save over nine appearances.
- **Patel** showed why he was a consensus midseason 1st Team All-American, pitching the final 4.1 innings on Friday with five strikeouts and only one run allowed, off a SAC fly following a leadoff triple in which the Tech fielder missed a diving catch to allow for extra bases.
- **Patel** earned the win, his NCAA leading eighth win of the season, improving to 8-1 with a save.
- He would collect a pair of saves over two appearances in GT's sweep over Cal (April 11 & 13).
- In his first appearance, on Friday, he pitched the final 3.1 innings to collect his second save of the season while recording his 40th K of the season, his first 40 K season in college.
- He followed that with a pitching clinic on Sunday, needing only 13 pitches to collect the final six outs of the game and his second save of the weekend.
- So far this year, **Patel** has set career highs in innings (44.1), strikeouts (40), wins (8) and saves (3).

GEORGIA TECH PITCHING — 2025 NAT'L/ACC RANKS

Category	No.	D1 Rank	ACC Rank
Ks/9 innings	9.9	29th	6th
ERA	4.33	30th	3rd
WHIP	1.40	46th	6th
K/BB Ratio	2.41	48th	7th

LAST WEEK...

MIDWEEK Highlights - The Arms - GT 0 - Auburn 1

- GT pitching left 15 Auburn runners on base today, tied for the most this season and the most since 2023 (16 – April 4 vs. Georgia Southern)
- Senior Jaylen Paden made his first start of the season, pitching 1.2 innings and striking out four while working around five walks and a base hit.
- He would get tagged with the loss, his first in White & Gold, dropping his record to 4-1 on the year.
- Junior Brett Barfield did well to get the Jackets out of a jam in the second, coming in with the bases loaded and two outs, getting his man to fly out and keep the deficit at just one run.
- R-Soph. Carson Ballard posted yet another strong and lengthy outing out of the pen, pitching 3.0 innings with only three hits allowed and a strikeout.
- He brings his ERA down to 4.88 for the season, the lowest since his first appearance of the year
- Junior Kayden Campbell came out for the first two outs of the sixth inning (0.2 innings). He has recorded at least one strikeout in each of his 13 appearances and leads all GT pitchers with 10+ IP with 13.88 K/9 this season.
- Freshman Connor Chicoli continues to trend upward, pitching the final 2.1 innings of the game, allowing only one baserunner and striking out three, tying the season high he set over 4.0 innings against West Georgia (Feb. 26).
- That brings his season ERA to a new season-low 4.34 as he delivered his fifth scoreless appearance out of his last six games from the bullpen.
- The Yellow Jacket bullpen has pitched 11.0 consecutive scoreless innings, the second longest scoreless stretch of the season (22.0 scoreless from Feb. 28-March 8).

Friday Highlights - The Arms - GT 8 - Cal 5

- Sophomore Tate McKee pitched a career-high 7.0 innings, striking out four and allowing only two earned runs. He would be charged with the tough-luck loss, the first GT pitcher to suffer a loss all season (combined 11-1 record over 38 games).
- This was his 10th straight Friday night start, the Jackets are 8-2 in McKee starts this season.
- This was the longest outing by any Tech pitcher this season, surpassing the 6.2 innings in relief from Patel back on March 22nd at Notre Dame.
- McKee has allowed two or fewer earned runs in six of his 10 starts this season, something he only accomplished three times last season.
- Junior Brett Barfield secured the final three outs in the eighth inning, his fourth straight ACC outing without allowing an earned run.

Saturday Highlights - The Arms - GT 15 - Cal 5 (8)

- Junior Brady Jones made his 10th straight Saturday start, pitching 5.0 innings and striking out four while allowing seven hits and five runs.
- Junior Kayden Campbell pitched 1.2 innings out of the pen, recording a pair of strikeouts around two hits and an earned run. He has thrown 11.0 innings this season with 17 Ks for a 13.91 K/9 rate.
- Freshman Jackson Blakely pitched the bottom of the eighth, collecting the final three outs in his collegiate debut – missed all of last season and the first half of 2025 recovering from Tommy John surgery.

Sunday Highlights - The Arms - GT 4 - Cal 3

- Junior Caden Spivey made his third consecutive Sunday start, pitching the first two innings and taking his first loss of the season, falling to 2-1.
- Freshman Jake Lankie entered the game in the fourth inning, pitching a career-high 2.2 innings and retiring eight straight before allowing his one and only base runner on a hit-by-pitch.
- Freshman Connor Shouse made his collegiate debut on the mound, pitching the final two innings, striking out two and allowing only one man on base, via walk.
- The combination of Lankie and Shouse pitched the final 4.2 scoreless innings of the game, allowing only two baserunners (a walk and a HBP) while striking out five between them.

Jacket Arms - ERA under 4.00

Name	Innings Pitched	Class	ERA
Connor Shouse*	2.0	Fr.	0.00
Jackson Blakely**	1.0	R-Fr.	0.00
Jaylen Paden	22.0	Sr.	2.05
Mason Patel	44.1	Sr.	2.44
Kayden Campbell	11.2	Jr.	3.09
Tate McKee	52.0	So.	3.46
Brett Barfield	10.2	Jr.	3.38
Cooper McMullen	7.1	Fr.	3.68

* injury kept him from pitching earlier in the season

** Missed last season and most of 2025 recovering from Tommy John

Jacket Arms - K/9 over 10.0 (minimum 6 IP)

Name	Innings Pitched	Class	K/9
Jake Lankie	7.1	Fr	15.21
Kayden Campbell	11.2	Jr.	14.46
Caden Gaudette	13.0	R-So	13.85
Cole Royer	6.2	Fr.	13.06
Jaylen Paden	22.0	Sr.	12.27
Riley Stanford*	24.2	R-So	10.79
Brett Barfield	10.1	Jr.	10.59
Brady Jones	39.2	Jr.	10.33
Tate McKee	52.0	So.	10.21

* out with injury

MISCELLANEOUS**Jim Poole Number - John Giesler**

Georgia Tech baseball continues the legacy of former Yellow Jacket standout and Major League Baseball relief pitcher Jim Poole, who passed away from ALS in October of 2023, by designating a student-athlete each year to wear his No. 21 jersey. The student-athlete selected must exemplify Poole's characteristics both on and off the field.

This year, senior infielder John Giesler becomes the third Yellow Jacket to earn the honor, continuing the tradition begun by Jack Rubenstein in 2023 and Ben King last season.

"I am excited that John Giesler will wear number 21 this year," Head Coach Danny Hall said. "Jim Poole was part of an era in Georgia Tech Baseball that established us as a national power. Jim's prowess on the mound and in the classroom set the bar high for future Yellow Jacket players and teams. John exemplifies those same character traits of excellence on the field and in the classroom. As a two-time Captain he is the ultimate "Tech Man" to honor Jim's legacy."

Giesler, a sixth-year senior from Marietta, Ga. (Walton HS) will wear No. 21, having shown a longstanding commitment to Poole's ideals – self-determination, a strong academic work ethic, and high moral fiber on and off the field. Giesler is a five-time member of the ACC Academic Honor Roll, a two-time academic all-district honoree and earned Academic All-America (3rd Team) in 2023. He is currently pursuing a master's degree in real estate development.

On the diamond, Giesler is entering his second season as team captain. He is a career .308 hitter for the Yellow Jackets and set career highs in doubles (17), home runs (10) and RBI (43) last season while delivering a .990 fielding percentage in 41 games in the corner infield. He will be a key piece of the Jackets' offense again in 2025 as Tech strives for its 36th NCAA Regional berth and fifth in Giesler's career in White and Gold.

"Simply put, this is the greatest honor I have ever been given," Giesler said. "From knowing Jim and knowing who he was as a person, I don't feel deserving but I am incredibly honored. I will do everything I can this year to wear this number with respect and honor him and his family the best I can."

ABOUT JIM POOLE

Poole arrived on The Flats in 1985 and had an immediate impact, as Georgia Tech baseball would win the first of four-straight ACC Tournament Championships. During his four years, he pitched in 120 games and struck out 263 batters in 188 innings. He still ranks first in the Tech record book with 22 career saves, including 10 as a junior and nine as a senior. He was named all-ACC his last two seasons. Poole would be enshrined into the Georgia Tech Sports Hall of Fame just nine years later in 1997.

A stellar worker in the classroom, Poole elected not to turn professional after being selected in the 34th round of the 1987 MLB Draft by the LA Dodgers, and returned to Georgia Tech for his senior year, recording a 2.03 ERA and 113 strikeouts in only 71 innings. Once again, the LA Dodgers would call his name in the 1988 MLB Draft, this time taking him in the ninth round. He would return to

graduate from the Institute with a degree in electrical engineering in 1990.

Poole played 11 years in the major leagues, predominantly with the Baltimore Orioles, Cleveland Indians, and San Francisco Giants. In 431 games played, he finished with 22 victories and a 4.31 ERA, as well as 256 strikeouts and four saves. He helped pitch Cleveland to two American League Championship Series (1995, 1998), making it to the 1995 World Series where he would face the Atlanta Braves.

Following his retirement at the end of the 2000 season, Poole returned to Georgia Tech to join the Alexander-Tharpe Fund as a fundraiser and supporter of the baseball program. He then began serving as the pitching coach at Johns Creek High School in 2010, teaching many young men about pitching mechanics, while also conveying his personal pitching philosophy.

He later joined the business world as a Personal Wealth Advisor for the Baseball Division of BIP Wealth.

After being diagnosed with ALS in 2021, Poole worked tirelessly to raise awareness for the disease. In addition to serving on MLB ALS boards, he also worked with Georgia Tech, who together hosted an ALS Awareness Day during the 2022 baseball season, with Tech wearing Jim Poole shirts and both teams wearing honorary wristbands. Professional players also wore the shirt. Tech later designated the number 21 each year to be worn by a student-athlete who exemplify Poole's ideals – self-determination, a strong academic work ethic, and high moral fiber on and off the field.

Every 90 minutes, someone is diagnosed with ALS, or Lou Gehrig's disease, with an estimated 30,000 people living with ALS in the United States at any given time. Primarily affecting people between the ages of 40 and 70, ALS is a progressive neurodegenerative disease that affects nerve cells in the brain and the spinal cord. There is no known cure.

For more information about ALS, visit www.ALS.org.

CAREER WALK-OFF HITS

Player (Date)	Play	Inning	Final
Parker Brosius (3/8/24 vs. YSU)	2-RBI double	8th	15-5
Parker Brosius (4/2/24 vs. Presbyterian)	RBI bunt single	7th	9-8
John Giesler (4/23/24 vs. KSU)	2-run HR	7th	13-2
Drew Burress (2/15/25 vs. ODU)	Grand Slam	9th	7-3
Alex Hernandez (3/2/25 vs. WMU)	2-run HR	7th	13-3
Drew Burress (4/12/25 vs. Cal)	RB Single	8th	15-5

GAME-WINNING PLAYS

Game-winning plays are ones that give Tech the lead or break a tie en route to win

Game	Play	Inning	Final
vs. ODU	Waugh RBI single	8th	3-2
vs. ODU	Burress Grand Slam	9th	7-3
vs. ODU	Waugh RBI single	7th	7-4
at GASO	Hernandez RBI groundout	3rd	5-3
vs. Marshall	Burress 2-run HR	1st	12-1 (7)
vs. Marshall	Daniel scores on error	2nd	11-6
vs. UWG	Schmidt 2-run HR	6th	16-7
vs. WMU	Burress 2-run HR	1st	16-4
vs. WMU	Kerce RBI double	2nd	14-1 (7)
vs. WMU	Wild Pitch Scores Brosius	2nd	13-3(7)
vs. KSU	Lodise 2-run HR	3rd	11-4
at VT	Hernandez RBI single	9th	4-3
at VT	Daniel RBI double	9th	8-6
vs. GSU	Schmidt RBI single	7th	4-2
vs. Pitt	Kerce RBI single	2nd	10-1
vs. Pitt	Schmidt scored on an error	1st	11-1 (7)
vs. GWU	Hernandez 2-RBI single	1st	14-6
at ND	Lodise Solo HR	1st	18-7 (8)
at ND	Kerce RBI Double	2nd	9-5
at ND	Baker RBI Single	7th	10-2
at KSU	Brosius RBI Single	2nd	15-4
vs CU	Lodise 3-run HR	2nd	18-2 (7)
vs MER	Daniel 2 RBI Double	1st	21-5(7)
at Stan	Neises 2 RBI Double	5th	8-6
at Stan	Burress Solo HR	8th	10-3
at Stan	Daniel SAC fly	1st	18-2 (7)
vs. Cal	Baker 3-run HR	2nd	8-5
vs. Cal	Lackey Solo HR	1st	15-5 (8)
vs. Cal	Burress RBI single	7th	4-3

Italics indicates Walk-Off hit

GAME-WINNING RBI LEADERS

Player	2025	Career at GT
Drew Burress	5	11
John Giesler	0	5
Parker Brosius	1	5
Kyle Lodise	3	3
Alex Hernandez	3	3
Carson Kerce	3	3
Caleb Daniel	3	3
Nathan Waugh	2	2
Kent Schmidt	2	2
Will Baker	2	2
Tyler Neises	1	1
Vahn Lackey	1	1

MISCELLANEOUS

ATOP THE CONFERENCE

- Georgia Tech baseball ranks among the most prolific winners in ACC history.

MOST ACC TOURNAMENT TITLES, SINCE 2000

	Titles	Years
Florida State	6	2002, 2004, 2010, 2015, 2017, 2018
Georgia Tech	5	2000, 2003, 2005, 2012, 2014
North Carolina	4	2007, 2013, 2019, 2022
Clemson	3	2006, 2016, 2023
Duke	2	2021, 2024
Virginia	2	2009, 2011

MOST ACC REGULAR-SEASON, DIVISIONAL TITLES SINCE 1994

	Titles	Regular-Season Years (Divisional)
Florida State	14	1996, 1998, 1999, 2001, 2002, 2003 (2007, 2008, 2009, 2010*, 2011, 2012, 2013, 2014)
North Carolina	8	(2006, 2007, 2009, 2012, 2013, 2017, 2018, 2024)
Georgia Tech	7	1997, 2000, 2004, 2005 (2011, 2019, 2021)
Clemson	6	1994, 1995 (2006, 2010*, 2018, 2024)
Louisville	5	(2015, 2016, 2017, 2019, 2022)
Miami	4	(2008, 2014, 2015, 2016)

GEORGIA TECH'S MOST COMMON OPPONENTS

	Games	First Meeting	Series Record
Georgia	390	1898	UGA leads 220-168-2
Auburn	248	1897	AU leads 130-113-5
Clemson	245	1902	CU leads 123-119-3
Mercer	177	1897	GT leads 119-58
North Carolina	158	1901	GT leads 83-75
Virginia	150	1924	GT leads 80-68-2
NC State	143	1921	GT leads 81-62
Duke	142	1903	GT leads 101-41
Ga. Southern	142	1947	GT leads 110-32
Wake Forest	123	1898	GT leads 76-46-1

- The Jackets will face their top four most common opponents again in 2025 but will not play North Carolina, NC State or Wake Forest in the regular season.

- Tech extended it's winning streak against Georgia Southern to six games in a row, dating back to 2022, with a 5-3 win in Statesboro on Feb. 18, 2025 - featuring 5.1 perfect innings from **Mason Patel** along with back-to-back home runs from **Kyle Lodise** and **Drew Burress**.

- GT set a new record when it hung 21-runs on Mercer - the most in the 177 game history of the series



2025 ACC PRESEASON POLL

1. Virginia (13)	251
2. Florida State (2)	230
3. North Carolina	217
4. Clemson (1)	214
5. Duke	182
6. Wake Forest	171
7. NC State	168
8. Stanford	143
9. Louisville	128
10. Georgia Tech	113
11. Miami	87
12. Virginia Tech	85
13. California	60
14 Pitt	52
15. Notre Dame	44
16. Boston College	31

2025 ACC STANDINGS - WEEK 10

School	ACC	Overall
Florida State	11-4	30-7
Clemson	13-5	36-8
NC State	13-6	28-12
Georgia Tech	14-7	29-12
North Carolina	13-8	31-9
Duke	12-9	28-14
Louisville	10-8	28-12
Virginia	9-9	22-15
Miami	9-9	24-18
Wake Forest	10-11	27-15
Virginia Tech	10-11	26-15
Boston College	9-12	20-20
Notre Dame	7-14	21-17
Stanford	6-15	20-17
California	6-15	18-22
Pitt	5-13	19-19

2025 HONORS

DREW BURRESS

Preseason 1st Team All-American (D1 Baseball)
 Preseason 1st Team All-American (NCBWA)
 Golden Spikes Award (Watch List)
 Preseason ACC Player of the Year (D1 Baseball)
 No. 1 Sophomore in College Baseball (Perfect Game)
 ACC Player of the Week - March 17
 Golden Spikes Award (Midseason Watch List)
 Midseason 1st Team All-American (D1 Baseball)
 Midseason 1st Team All-American (Perfect Game)

MASON PATEL

ACC Co-Pitcher of the Week - Feb. 24
 Midseason 1st Team All-American (D1 Baseball)
 Midseason 1st Team All-American (Perfect Game)
 Pitcher of the Year Watch List
 Stopper of the Year Watch List

KYLE LODISE

Midseason 2nd Team All-American (Perfect Game)
 Brooks Wallace Award Watch List

ALEX HERNANDEZ

Midseason 1st Team Freshman All-American (Perfect Game)
 John Olerud Two-Way Player of the Year Award Watch List

2025 ACC TOURNAMENT

Beginning this spring with the 2025 ACC Baseball Championship in Durham, North Carolina, all 16 teams in the ACC will compete in a single-elimination championship. The championship will remain six days as it has in previous years, running from Tuesday, May 20, through Sunday, May 25, 2025, from Durham Bulls Athletic Park.

"There's once again tremendous excitement surrounding ACC Baseball and today's announcement will bring an improved championship experience for our student-athletes, coaches, and fans alike," stated ACC Commissioner Jim Phillips Ph.D. "Nationally, the ACC is once again well-represented in the preseason polls and award lists. After what we know will be a highly competitive regular season, we look forward to showcasing all 16 baseball teams in Durham this May."

Since 2006, the ACC Baseball Championship has been played in a pool play or round-robin style format. The tournament last expanded its field size in 2017, moving from 10 to 12 teams.

Under the new format, the top four seeds in the championship will be based off the performance in the regular season and will receive a double-bye into the quarterfinal round, which is scheduled to be held on Thursday and Friday. Seeds five through eight will earn a bye into Wednesday's second round. Seeds 9-16 will begin play with four first round games on Tuesday.

2025 MLB #PROJACKETS

Joey Bart, C	Pirates
Justyn-Henry Malloy, OF	Tigers
Brant Hurter, RHP	Tigers
Kyle McCann, C	Athletics
Connor Thomas, LHP	Brewers
Kristian Campbell, INF	Red Sox
Xzavion Curry	Marlins

LET'S BRAG ABOUT BURRESS

"Burress is as big a star as you'll find in college baseball, the reigning D1Baseball Freshman of the Year and a 2024 first-team All-American after hitting .381/.512/.821 with 25 homers. He's a no-brainer first-team preseason All-American as a sophomore, and our preseason pick for ACC Player of the Year."

– **D1Baseball**

- In 2024, Drew Burress established himself as one of the best hitters in college baseball and one of the most exciting prospects to watch leading up to the 2026 draft. If he can continue his historic run through the ranks of NCAA Baseball, every MLB front office will be begging for Burress to become the next face of the franchise.

- Burress hit 25 home runs last season, one shy of the Georgia Tech program record (set by Kevin Parada in 2022) and two shy of the NCAA freshman home run record set by Tommy White (NC State) in 2022 as well.

"If he continues to crush the ball at anything mirroring his current rate, he could follow in [Dylan] Crews' footsteps and reach his high ceiling when he's eligible for the 2026 Draft."

– **Jesus Cano, MLB.com**

- Burress can claim to have an unofficial piece of the GT home run record since he hit a home run against Georgia that would ultimately not be recorded officially after the game was ended due to rain.

- Last year, Burress became the 1st Yellow Jacket to ever slug over .800 with at least 200 at bats. His .821 slugging percentage led all Division I freshman and 6th overall among those with 200+ ABs.

- Not only did Burress turn heads with his bat but he also set the Georgia Tech record for the most assists by an outfielder in a single season, gunning down 10 runners from his spot in center field.

"He has thunderous bat speed and does a nice job creating leverage in his swing, and shows off plus power, especially to the pull side."

– **Peter Flaherty, Baseball America**

- This season, Burress has placed an emphasis on showing off his base running. After stealing 8 bags on 10 attempts last year, Burress feels that his speed isn't getting enough attention & looks to amend that in 2025.

- He became the fastest Yellow Jacket in program history to reach 30 career home runs – doing so in just 73 games, a full 20 games faster than the previous record holder, Kevin Parada and faster than legendary Tech sluggers such as Jason Varitek, Mark Teixeira and Nomar Garciaparra

"From Day 1, you never thought he was a freshman. He's a very mature kid. He doesn't mix any words about it. He wants to be a first-round pick. He wants to be the best player in the country. That's what drives him. That's his passion. He is one of those guys that makes everybody around him better. Every day."

– **Danny Hall, ABCA Hall of Famer**

GEORGIA TECH'S TRIPLE CROWN WINNERS

Year	Player	HR	RBI	AVG
1958	Earl Moore	4	15	.287
1959	Roger Kaiser	4	32	.373
1960	George Inman	7	24	.360
1968	Ted Tomasovich	5	38	.381
1975	Frank Turner	2	30	.376
1991	Andy Bruce	22*	96*	.345
1992	Jason Varitek*	11	52	.406*
1993	Jason Varitek	22*	72	.404
1994	Jay Payton	20	102*	.434*
1997	Mark Fischer	24*	98	.354
1999	Mark Teixeira	13	65	.387
2016	Matt Gonzalez	11	54	.378
2024	Drew Burress	25	67	.381

* denotes is/was school record

italics indicates member of College Baseball Hall of Fame

ACTIVE NCAA D1 CAREER SLUGGING % LEADERS

Rank	Player	School	Class	Slug %
1	Drew Burress	Georgia Tech	Soph.	.768
2	John Bay	Austin Peay	Sr.	.732
3	Grant Jay	Dallas Baptist	Jr.	.728
4	Nolan Schubart	Oklahoma St.	Jr.	.712
5	Dalton Beck	LSU	Sr.	.702
6	Mason Neville	Oregon	Jr.	.693
7	Jared Jones	LSU	Jr.	.691
8	Logan Sutter	Purdue	Sr.	.689
9	Cooper Torres	ETSU	Sr.	.686
10	Jace Laviolette	Texas A&M	Jr.	.685

* minimum of 200 career ABs


ACTIVE NCAA CAREER SLUGGING % LEADERS - All Divisions

Rank	Player	School	Div.	Slug %
1	Mackenzie Wainwright	Lenoir-Rhyne	2	.882
2	Adam Paniagua	Regis (Colo.)	2	.832
3	Jesse Velders	MSU Denver	2	.808
4	Adam Cootway	Wisc-Whitewater	3	.803
5	Brevin McCool	Lubbock Christian	2	.789
6	Kolby Felix	Colorado Mesa	2	.789
7	Andrew Graham	MSU Denver	2	.788
8	Caden Robertson	Central Okla.	2	.777
9	Cam Yuran	MSU Denver	2	.776
10	Ben Lea	East Tex. Baptist	3	.772
11	Andrew Mazzone	Claremont-M-S	3	.770
12	Drew Burress	Georgia Tech	1	.768

* minimum of 200 career ABs

2025 RECORD BREAKDOWN

	ACC	Overall
Overall	14-7	29-12
Home	6-3	19-6
Road	7-4	10-5
Neutral	0-0	0-1
Day Games	11-4	21-6
Night Games (6 p.m. or later)	3-3	8-6
Yellow Jackets Score First	11-2	19-3
Opponent Scores First	3-5	9-9
Yellow Jackets Score in 1st inning	6-3	15-4
Walk-off Victories	0-0	2-0
As a Ranked Team (All Polls)	7-5	9-8
Vs. Ranked Team (All Polls)	1-2	1-5
Vs. LHP (starter)	3-3	11-4
Vs. RHP (starter)	11-4	18-8
Yellow Jacket Starter 6+ IP	2-1	2-1
Yellow Jacket Starter 7+ IP	0-1	0-1
Yellow Jacket Starter 8+ IP	0-0	0-0
Hitting A Home Run	9-4	23-6
Not Hitting A Home Run	5-3	6-6
Out Hit Opponent	12-0	26-2
Get Out Hit By Opponent	2-5	3-8
Equal Number of Hits	0-2	0-2
February	0-0	8-2
March	8-4	14-4
April	6-3	7-6
May	0-0	0-0
June	0-0	0-0
Monday	0-0	0-1
Tuesday	0-0	5-3
Wednesday	0-0	2-0
Thursday	0-0	0-0
Friday	5-2	8-2
Saturday	6-3	7-4
Sunday	4-2	7-2
One-Run Games	2-1	3-3
Two-Run Games	2-3	4-4
Three-Run Games	1-1	2-2
Four+ Run Games	9-2	20-3
Leading After 6	10-0	22-3
Trailing After 6	1-6	2-8
Tied After 6	3-1	5-1
Leading After 7	9-0	18-2
Trailing After 7	1-6	2-9
Tied After 7	2-1	2-1
Leading After 8	8-1	17-1
Trailing After 8	1-6	2-11
Tied After 8	1-0	1-0
Shutouts	0-0	0-0
Extra Innings	0-0	0-0
Score 0-5 Runs	2-5	5-8
Score 6-9 Runs	4-1	6-3
Score 10+ Runs	8-1	18-1
Allow 0-5 Runs	11-2	23-5
Allow 6+ Runs	3-5	6-7
Commit 0 Errors	4-2	10-6
Commit 1 Error	5-2	10-3
Commit 2+ Errors	5-3	9-3

HALL OF FAME COACH

- **Danny Hall** is in his 32nd season at Georgia Tech and his 38th overall as a head coach in 2025. He is the winningest baseball coach in Tech history with 1,214 wins.
- Hall, who won his 1,400th career game on April 14, 2024 and his 1,200th win at Georgia Tech on May 12, 2024, stands second among active Division I coaches in career victories entering the 2025 season.
- Prior to the 2024 season, Hall was named to the ABCA Hall of Fame.
 - In his career – both as an assistant and head coach – Hall has been part of over 1,600 victories and seven trips to the College World Series.
 - Hall has led Tech to the NCAA Tournament on 22 occasions and guided the Jackets to the NCAA College World Series in 1994, 2002 and 2006 -- the program's only three berths.
- He announced on March 27th that 2025 will be his final year on The Flats. Closing the book on one of the greatest careers in college baseball history

HALL BY THE NUMBERS

1,440	Career wins as a head coach
1,232	Wins at Georgia Tech
163	Total draft picks coached at Tech
144	All-ACC honors
121	All-American selections by 46 GT players
52	Tech's school record for wins set in 2002
29	Freshman all-Americans
22	NCAA Regional appearances at Tech
18	Top-two ACC offensive finishes
19	Academic all-America honors by GT players
15	Yellow Jackets drafted in the first round
7	ACC regular season/division titles ('97, '00, '04, '05, '11, '19, '21)
6	NCAA Super Regional appearances at Tech
5	ACC tournament titles (2000, 2003, 2005, 2012, 2014)
3	ACC tournament titles (2000, 2003, 2005, 2012, 2014)

WINNINGEST ACTIVE DIVISION I BASEBALL COACHES

Name	Seasons	Current School	At School Since	Wins	Losses	Ties	Win %
Paul Mainieri	40	South Carolina	2025	1529	795	7	.657
Danny Hall	38	Georgia Tech	1994	1440	785	1	.647
Dave Van Horn	32	Arkansas	2003	1290	632	0	.671
Elliott Avent	37	NC State	1996	1288	838	2	.606
Rich Hill	38	Hawaii	2022	1199	811	4	.596
Rick Heller	38	Iowa	2014	1069	790	5	.575
Steve Owens	34	Rutgers	2020	1064	601	3	.639
Tim Corbin	29	Vanderbilt	2003	1057	592	1	.641
Mike Bianco	28	Ole Miss	2001	1035	626	1	.623
Rich Maloney	30	Ball St.	2013	1017	659	2	.607

Coach Hall's .647 win percentage is 16th among the 142 head coaches across Division I with a minimum of 10 seasons coached

The 10 coaches listed above are the only active coaches with 1,000 career wins in Division I

TEAM GAME HIGHS**Batting**

At bats.....	41 - at Notre Dame (March 21)
Runs scored.....	21 - vs Mercer (April 1)
Hits.....	19 - vs Clemson (March 29)
RBIs.....	19 - vs Mercer (April 1)
Doubles.....	7 - vs Marshall (Feb 23)
.....	7 - vs Western Michigan (Mar 02)
Triples.....	1 - (9 times)
Home runs.....	6 - vs Clemson (March 29)
Total bases.....	41 - vs Clemson (March 29)
Walks.....	12 - at Notre Dame (March 21)
Strikeouts.....	15 - at Auburn (April 22)
Sac hits.....	3 - vs Old Dominion (Feb 14)
Sac flies.....	3 - vs Cal (April 12)
Stolen bases.....	6 - vs West Georgia (Feb 26)
.....	6 - at Virginia Tech (Mar 07)
Hit by pitch.....	4 - vs Marshall (Feb 22)
.....	4 - vs Marshall (Feb 23)
.....	4 - vs Western Michigan (Mar 02)
Caught stealing.....	1 - (6 times)
.....	1 - vs Western Michigan (Mar 02)
Runners LOB.....	14 - vs Marshall (Feb 22)
Hit into DP.....	3 - vs Cal (April 13)
.....	3 - at Miami (April 19)

Fielding

Putouts.....	27 - (25 times)
Assists.....	15 - vs Marshall (Feb 23)
Errors.....	3 - vs Clemson (March 29)
.....	3 - at Miami (April 18)
Passed balls.....	3 - vs Gardner-Webb (Mar 18)
DPs turned.....	3 at Stanford (April 5)
.....	3 vs. Georgia (April 15)

Pitching

Innings pitched.....	9.0 - (25 times)
Runs allowed.....	12 - vs Marshall (Feb 24)
.....	12 - vs Pitt (March 16)
Earned runs.....	12 - vs Marshall (Feb 24)
Walks allowed.....	10 - vs Auburn (April 8)
Strikeouts.....	18 - vs Clemson (March 29)
Hits allowed.....	16 - vs Marshall (Feb 24)
Doubles allowed.....	4 - vs Pitt (March 16)
Triples allowed.....	1 (4 times)
Homers allowed.....	4 - vs Marshall (Feb 24)
Wild pitches.....	2 - (5 times)
Hit batters.....	8 - vs Marshall (Feb 23)

INDIVIDUAL GAME HIGHS**Batting**

At bats:	6 - Kyle Lodise at Virginia Tech (Mar 09)
Runs scored:	5 - Caleb Daniel at Notre Dame (March 21)
Hits:	4 - Kyle Lodise at Notre Dame (March 21)
.....	4 - Caleb Daniel at Notre Dame (March 21)
.....	4 - Kyle Lodise vs. Clemson (March 29)
.....	4 - Caleb Daniel vs. Mercer (April 1)
.....	4 - Alex Hernandez vs. Cal (April 11)
RBIs:	6 - Alex Hernandez vs Pitt (March 16)
.....	6 - Kyle Lodise vs. Clemson (March 29)
Doubles:	2 - (12 times)
Triples:	1 - (9 times)
Home runs:	3 - Kyle Lodise at Notre Dame (March 21)
Total bases:	15 - Kyle Lodise at Notre Dame (March 21)
Walks:	4 - Alex Hernandez at Notre Dame (March 21)
Strikeouts:	4 - Caleb Daniel vs. Clemson (March 29)
Sac hits:	1 - (13 times)
Sac flies:	1 - (33 times)
Stolen bases:	2 - (7 times)
Hit by pitch:	2 - Vahn Lackey vs Marshall (Feb 23)
Caught stealing:.....	1 - (6 times)
Runners LOB:	5 - Alex Hernandez vs W. Michigan (Mar 02)
.....	5 - Parker Brosius at Notre Dame (March 21)
.....	5 - Tyler Neises at Stanford (April 6)

Fielding

Putouts:	18 - Vahn Lackey vs Clemson (March 29)
Assists:	7 - Carson Kerce vs Georgia State (Mar 11)
Errors:	2 - Carson Kerce at Stanford (April 4)
.....	2 - Alex Hernandez at Miami (April 18)
Passed balls:	2 - Drew Rogers vs Western Michigan (Feb 28)
.....	2 - Drew Rogers vs. Gardner-Webb (Mar 18)

Pitching

Innings pitched:	7.0 - Tate McKee at Miami (April 18)
Runs allowed:	5 - (5 times)
Earned runs:	5 - Brady Jones at Miami (April 19)
.....	5 - Caden Spivey at Miami (April 20)
Walks allowed:	5 - Riley Stanford vs Western Michigan (March 2)
.....	5 - Jaylen Paden vs. Clemson (March 29)
.....	5 - Jaylen Paden at Auburn (April 22)
Strikeouts:	10 - Tate McKee vs Western Michigan (Feb 28)
Hits allowed:	7 - (5 times)
Doubles allowed:	3 - Brady Jones vs. Cal (April 12)
Triples allowed:	1 - (4 times)
Homers allowed:	2 - Sam Swygert at Virginia Tech (March 8)
.....	2 - Mason Patel vs. Clemson (March 28)
.....	2 - Carson Ballard vs. Georgia (April 15)
Wild pitches:	2 - Kayden Campbell vs Western Michigan (March 2)
Hit batters:	5 - Riley Stanford vs Marshall (Feb 23)

BIG INNINGS BREAKDOWN

- Georgia Tech has been prone to devastating innings this season, scoring five or more runs in 16 innings this year.
- The Jackets are 14-1 this year when scoring 5 or more runs in an inning.
- The 10-run 4th inning against No. 3 Clemson was the 37th double-digit inning in program history and the first since scoring 12 against Long Island in 2023.
- Tech has had at least one 5+ run inning in each of its last four ACC series - at Notre Dame, vs. Clemson, at Stanford and vs. Cal

OPPONENT	DATE	INNING	RUNS SCORED	H	2B	3B	HR	RBI	BB	SCORE BEFORE INNING	SCORE AFTER INNING	FINAL
Old Dominion	2/15	9th	7	3	0	0	1 (Grand Slam)	7	3	0-3	7-3	7-3
Marshall	2/21	2nd	5	5	2	0	1 (Grand Slam)	5	1	3-0	8-0	12-1 (7)
West Georgia	2/26	7th	6	7	2	0	1 (3-run HR)	6	2	8-7	14-7	16-7
Western Michigan	2/28	2nd	6	5	1	0	2 (3-run & 2-run)	6	1	2-0	8-0	16-4
Western Michigan	2/28	6th	6	7	2	0	1 (3-run HR)	6	2 + HBP	8-4	14-4	16-4
Western Michigan	3/1	6th	9	9	1	0	1 (2-run HR)	9	1 + HBP	5-1	14-1	14-1 (7)
Western Michigan	3/2	2nd	5	3	1	0	0	3	1 + HBP	0-1	5-1	13-3 (7)
Kennesaw State	3/4	6th	5	3	0	0	1 (2-run HR)	5	2	6-4	11-4	11-4
Gardner-Webb	3/18	3rd	5	4	1	0	0	4	2	6-2	11-2	14-6
Notre Dame	3/22	2nd	5	6	2	1	1 (2-run HR)	5	0	0-0	5-0	9-5
Kennesaw State	3/25	6th	9	6	1	0	1 (Grand Slam)	8	4	5-3	14-3	15-4 (7)
#3 Clemson	3/29	4th	10	11	3	0	4 (3-run, solo, 3-run & solo)	10	1	3-0	13-0	18-2 (7)
Mercer	4/1	1st	8	3	2	1	0	7	3 + HBP	0-0	8-0	21-5 (7)
Mercer	4/1	6th	9	6	2	0	1 (2-run HR)	9	3 + HBP	12-3	21-3	21-5 (7)
at Stanford	4/6	7th	9	7	0	1	2 (3-run & Grand Slam)	9	3	9-1	18-1	18-2 (7)
#9 Auburn	4/8	6th	6	6	1	1	1 (2-run HR)	6	1 + HBP	1-5	7-5	L, 8-9
California	4/12	8th	5	2	0	0	0	5	5 + HBP	10-5	15-5	15-5 (8)

STARTERS

STARTING PITCHERS GAME-BY-GAME

STARTING PITCHER RECORDS

PITCHER	2025 Starts	2025 Record	GT Career Record
Tate McKee	10	5-1	8-3
Brady Jones	10	4-1	4-1
Riley Stanford	7	0-0	0-0
Caden Spivey	5	1-1	1-1
Connor Chicoli	3	0-0	0-0
Sam Swygert	3	1-0	1-0
Alex Hernandez	1	0-0	0-0
Brett Barfield	1	0-0	0-0
Jaylen Paden	1	0-1	0-1

* CAREER RECORD IS RECORD AS A STARTER (NOT OVERALL)

Tech set a program record this season, going 37 games without recording a loss from a starting pitcher. That streak was snapped on Friday, April 18 when McKee threw a season-high 7.0 innings in a tough-luck loss.

PITCHER	DATE	OPPONENT	DEC.	IP	H	R	ER	BB	SO	NP	SCORE W/LEFT	FINAL
Tate McKee	2/14	Old Dominion	ND	5.0	2	1	0	2	3	72	1-1	W, 3-2
Brady Jones	2/15	Old Dominion	ND	0.0	1	3	3	3	0	22	0-3	W, 7-3
Riley Stanford	2/16	Old Dominion	ND	4.0	5	1	1	1	5	68	0-1	W, 7-4
Connor Chicoli	2/18	at GASO	ND	2.0	5	3	3	0	0	30	1-3	W, 5-3
Tate McKee	2/21	Marshall	WIN	5.0	3	1	1	2	6	75	9-1	W, 12-1
Brady Jones	2/22	Marshall	ND	5.0	1	1	1	2	7	70	1-1	L, 2-4
Riley Stanford	2/23	Marshall	ND	4.0	2	3	1	2	3	76	5-3	W, 11-6
Caden Spivey	2/24	Marshall	ND	3.0	2	2	2	2	3	61	5-2	L, 8-12
Connor Chicoli	2/26	West Georgia	ND	4.0	6	3	3	0	3	57	5-3	W, 16-7
Tate McKee	2/28	Western Michigan	WIN	5.0	7	3	3	2	10	85	8-4	W, 16-4
Brady Jones	3/1	Western Michigan	WIN	5.0	3	1	0	3	9	89	5-1	W, 14-1
Riley Stanford	3/2	Western Michigan	ND	4.0	7	3	3	5	6	98	8-3	W, 13-3
Caden Spivey	3/4	Kennesaw State	ND	1.1	4	4	3	2	3	42	2-4	W, 11-4
Tate McKee	3/7	at Virginia Tech	ND	4.1	4	3	2	2	7	97	2-3	W, 4-3
Brady Jones	3/8	at Virginia Tech	ND	2.0	1	3	3	4	2	51	1-3	L, 5-8
Riley Stanford	3/9	at Virginia Tech	ND	3.0	4	5	4	4	3	52	6-5	W, 8-6
Connor Chicoli	3/11	vs. Georgia St.	ND	4.0	2	0	0	2	2	71	2-0	W, 4-2
Tate McKee	3/14	vs. Pitt	WIN	6.0	2	1	1	2	6	94	7-1	W, 10-1
Brady Jones	3/15	vs. Pitt	WIN	4.0	5	0	0	3	3	74	2-0	W, 11-1
Riley Stanford	3/16	vs. Pitt	ND	3.1	2	3	3	2	4	62	6-3	L, 10-12
Alex Hernandez	3/18	vs. Gardner-Webb	ND	3.0	1	2	2	1	0	39	11-2	W, 14-6
Tate McKee	3/21	at Notre Dame	WIN	5.0	5	3	3	1	7	101	13-3	W, 18-7
Brady Jones	3/22	at Notre Dame	ND	2.1	4	3	2	2	5	54	5-3	W, 9-5
Riley Stanford	3/23	at Notre Dame	ND	3.0	2	2	1	1	3	57	2-2	W, 10-2
Sam Swygert	3/25	at Kennesaw St.	ND	1.0	1	1	1	0	1	15	1-1	W, 15-4
Tate McKee	3/28	vs. Clemson	ND	5.0	7	5	3	1	6	101	5-5	L, 7-9
Brady Jones	3/29	vs. Clemson	WIN	5.0	3	1	0	4	6	96	13-1	W, 18-2
Riley Stanford	3/29	vs. Clemson	ND	2.0	5	2	2	1	4	40	0-2	L, 3-4
Sam Swygert	4/1	vs. Mercer	WIN	3.0	1	0	0	0	2	43	10-0	W, 21-5
Tate McKee	4/4	at Stanford	ND	4.0	6	5	3	2	4	77	4-5	W, 8-6
Brady Jones	4/5	at Stanford	ND	5.1	5	2	2	2	2	81	2-2	W, 10-3
Caden Spivey	4/6	at Stanford	WIN	5.0	6	1	1	1	1	58	5-1	W, 18-2
Sam Swygert	4/8	vs. Auburn	ND	1.0	2	4	4	1	0	31	0-4	L, 8-9
Tate McKee	4/11	vs. Cal	WIN	5.2	3	2	2	3	6	103	6-2	W, 8-5
Brady Jones	4/12	vs. Cal	WIN	6.0	6	4	4	2	7	99	10-4	W, 15-5
Caden Spivey	4/13	vs. Cal	ND	5.0	4	1	1	3	2	83	2-1	W, 4-3
Brett Barfield	4/15	vs. Georgia	ND	0.1	2	2	2	2	0	22	0-2	L, 2-5
Tate McKee	4/18	at Miami	LOSS	7.0	7	4	2	2	4	97	1-4	L, 2-4
Brady Jones	4/19	at Miami	LOSS	5.0	7	5	5	1	4	85	0-5	L, 2-7
Caden Spivey	4/20	at Miami	LOSS	2.0	6	5	5	1	0	45	0-5	L, 2-10
Jaylen Paden	4/22	at Auburn	LOSS	1.2	1	1	1	5	4	55	0-1	L, 0-1

STARTING PITCHER STATS

Player	era	w-l	app	gs	cg	sho	sv	ip	h	r	er	bb	so	2b	3b	hr	b/avg	wp	hp	bks	sfa	sha
Tate McKee	3.46	5-1	10	10	0	0/0	0	52.0	46	28	20	19	59	8	2	4	.240	1	3	1	3	3
Brady Jones	4.54	4-1	10	10	0	0/0	0	39.2	36	23	20	26	45	7	0	3	.243	2	9	0	2	2
Connor Chicoli	5.40	0-0	3	3	0	0/0	0	10.0	13	6	6	2	5	4	0	1	.333	0	0	0	1	1
Jaylen Paden	5.40	0-1	1	1	0	0/0	0	1.2	1	1	1	5	4	0	0	0	.167	0	0	0	0	0
Riley Stanford	5.79	0-0	7	7	0	0/0	0	23.1	27	19	15	16	28	5	0	5	.300	0	9	0	0	3
Alex Hernandez	6.00	0-0	1	1	0	0/0	0	3.0	1	2	2	1	0	0	0	1	.111	0	1	0	0	0
Caden Spivey	6.61	1-1	5	5	0	0/0	0	16.1	22	13	12	9	9	3	1	1	.328	2	1	0	1	1
Sam Swygert	9.00	1-0	3	3	0	0/0	0	5.0	5	5	5	1	3	1	0	2	.238	1	1	0	0	0
Brett Barfield	54.00	0-0	1	1	0	0/0	0	0.1	2	2	2	2	0	0	0	0	.667	0	1	0	0	0
Totals	4.94	11-4	41	41	0	0/0	0	151.1	153	99	83	81	153	28	3	17	.266	6	25	1	7	10
Opponents	8.63	4-17	41	41	0	1/1	0	153.1	203	161	147	88	130	53	2	30	.316	19	15	1	15	6

BULLPEN GAME-BY-GAME

OPPONENT	DATE	W-L-S	PITCHERS	INN.	IP	H	R-ER	BB-SO
Old Dominion	Feb. 14	1-0-0	Ballard, Paden (W)	6th	4.0	4	1-1	0-7
Old Dominion	Feb. 15	1-0-0	Gaudette, Spivey, Swygert, Barfield, McMullen, Royer (W)	1st	9.0	3	0-0	4-16
Old Dominion	Feb. 16	1-0-1	Buursema, Campbell (W), Evans, Hernandez (SV)	5th	5.0	4	3-3	4-9
at GASO	Feb. 18	1-0-1	Patel (W), Gaudette, Paden (SV)	3rd	7.0	2	0-0	1-12
Marshall	Feb. 21	0-0-0	Swygert, Campbell	6th	2.0	1	0-0	0-2
Marshall	Feb. 22	0-1-0	Ballard, Gaudette, McMullen	6th	4.0	4	3-3	2-4
Marshall	Feb. 23	1-0-0	Buursema, Patel (W), Royer, Lankie, Johnson	5th	5.0	6	3-3	2-4
Marshall	Feb. 24	0-1-0	Swygert, Gaudette, Hernandez, Campbell, Musci, Barfield	4th	6.0	14	10-10	3-7
West Georgia	Feb. 26	1-0-0	Barfield, Royer, Patel, Johnson, McKelvey	5th	5.0	8	4-4	1-5
Western Michigan	Feb. 28	0-0-1	Buursema, Gaudette, Ballard (SV)	6th	4.0	1	1-1	0-3
Western Michigan	March 1	0-0-0	Swygert, Paden	6th	2.0	2	0-0	1-2
Western Michigan	March 2	1-0-0	McMullen (W), Campbell	5th	3.0	2	0-0	1-4
Kennesaw State	March 4	1-0-0	Patel (W), Gaudette, Swygert, Hernandez, Royer	2nd	7.2	6	0-0	1-9
at Virginia Tech	March 7	1-0-0	Patel (W)	5th	4.2	0	0-0	1-2
at Virginia Tech	March 8	0-1-0	Ballard (L), Swygert, Campbell, Gaudette	3rd	7.0	8	5-5	0-5
at Virginia Tech	March 9	1-0-1	Paden, Spivey (W), Barfield, McMullen (SV)	4th	6.0	3	1-1	3-6
vs. Georgia St	March 11	1-0-0	McMullen, Swygert, Ballard, Barfield, Patel (W)	5th	5.0	1	4-2	4-0
vs. Pitt	March 14	0-0-0	Spivey, Royer	7th	3.0	1	0-0	3-4
vs. Pitt	March 15	0-0-1	Patel (SV)	5th	3.0	3	1-1	1-4
vs. Pitt	March 16	0-1-0	Gaudette, Barfield, Swygert (L), Campbell, McMullen, McKelvey, Chicoli	4th	5.2	11	9-9	5-5
vs. Gardner-Webb	March 18	1-0-0	Johnson (W), Royer, Evans, Lankie, Ballard	4th	6.0	6	4-1	2-12
at Notre Dame	March 21	0-0-1	Johnson, Barfield (SV)	6th	3.0	5	4-4	0-5
at Notre Dame	March 22	1-0-0	Patel (W)	3rd	6.2	4	2-1	0-7
at Notre Dame	March 23	1-0-0	Gaudette, Paden (W), Spivey	4th	6.0	4	0-0	2-11
at Kennesaw St.	March 25	1-0-0	Ballard (W), Campbell, Royer, Lankie	2nd	6.0	5	3-3	3-9
vs. Clemson	March 28	0-1-0	Patel (L)	6th	4.0	4	4-3	2-4
vs. Clemson	March 29	0-0-0	Lankie, Chicoli	6th	2.0	1	1-1	1-2
vs. Clemson	March 29	0-1-0	Paden, Spivey, Barfield, Gaudette, Campbell, Ballard	3rd	7.0	4	2-1	7-14
vs. Mercer	April 1	0-0-0	Chicoli, Campbell, Gaudette, Stanford, Barfield, McMullen	4th	4.0	3	5-4	2-5
at Stanford	April 4	1-0-0	Campbell, Patel (W)	5th	5.0	6	1-1	1-7
at Stanford	April 5	1-0-0	Paden (W)	6th	3.2	6	1-1	1-1
at Stanford	April 6	0-0-0	Chicoli, Royer, Barfield	6th	2.0	2	1-1	1-2
vs. Auburn	April 8	0-1-0	Barfield, Stanford, Ballard, Campbell, Chicoli, Lankie (L), Gaudette	2nd	8.0	5	5-5	9-10
vs. Cal	April 11	0-0-1	Patel (SV)	6th	3.1	4	3-3	0-3
vs. Cal	April 12	0-0-0	Ballard, Gaudette, Barfield	7th	2.0	0	1-1	2-2
vs. Cal	April 13	0-0-1	Paden, Patel (SV)	6th	4.0	6	2-2	1-1
vs. Georgia	April 15	0-1-0	Ballard (L), Buursema, Chicoli	1st	7.2	8	3-3	2-9
at Miami	April 18	0-0-0	Barfield	8th	1.0	0	0-0	1-1
at Miami	April 19	0-0-0	Campbell, Buursema, Blakely	6th	3.0	5	2-2	0-2
at Miami	April 20	0-0-0	Patel, Swygert, Lankie, Shouse	3rd	6.0	4	5-3	4-5
at Auburn	April 22	0-0-0	Barfield, Ballard, Campbell, Chicoli	2nd	7.1	4	0-0	1-5

BULLPEN STATS

Player	era	w-l	app	gs	cg	sho	sv	ip	h	r	er	bb	so	2b	3b	hr	b/avg	wp	hp	bks	sfa	sha
Caden Spivey	0.00	1-0	5	0	0	0/0	0	10.1	4	0	0	8	15	0	0	0	.118	0	0	0	0	1
Connor Shouse	0.00	0-0	1	0	0	0/0	0	2.0	0	0	0	1	2	0	0	0	.000	0	0	0	0	0
Riley Stanford	0.00	0-0	2	0	0	0/0	0	1.1	1	1	0	1	1	0	0	0	.200	0	1	0	0	0
Jackson Blakely	0.00	0-0	1	0	0	0/0	0	1.0	2	0	0	0	0	0	0	0	.500	0	0	0	0	1
Brett Barfield	1.74	0-0	14	0	0	0/0	1	10.1	7	3	2	5	12	1	0	2	.184	0	3	0	0	0
Jaylen Paden	1.77	4-0	8	0	0	0/0	1	20.1	17	4	4	10	26	2	0	0	.236	2	3	0	1	1
Mason Patel	2.44	8-1	13	0	0	0/0	3	44.1	30	14	12	8	40	6	1	5	.191	1	4	0	2	1
Kayden Campbell	3.09	1-0	13	0	0	0/0	0	11.2	11	4	4	5	18	2	0	2	.234	3	3	0	0	0
Connor Chicoli	3.12	0-0	7	0	0	0/0	0	8.2	7	3	3	2	7	1	0	0	.233	1	2	0	1	0
Cooper McMullen	3.68	1-0	7	0	0	0/0	1	7.1	4	3	3	6	5	1	0	1	.174	0	1	0	0	1
Carson Ballard	4.88	1-3	12	0	0	0/0	1	24.0	25	13	13	4	26	7	0	3	.266	1	4	0	1	0
Sam Swygert	5.40	0-1	9	0	0	0/0	0	11.2	13	9	7	5	12	4	0	2	.265	1	2	0	1	0
Jake Lankie	6.14	0-1	6	0	0	0/0	0	7.1	8	5	5	2	12	2	0	1	.286	0	1	0	1	0
Cole Royer	6.75	1-0	8	0	0	0/0	0	6.2	11	5	5	5	9	2	0	0	.393	4	3	0	1	0
Ryan Johnson	6.75	1-0	4	0	0	0/0	0	4.0	4	3	3	0	7	1	0	1	.250	1	2	0	0	0
Caden Gaudette	6.92	0-1	13	0	0	0/0	0	13.0	15	10	10	7	20	3	0	2	.294	0	2	0	2	1
Alex Hernandez	9.00	0-1	3	0	0	0/0	1	3.0	2	3	3	2	3	0	0	1	.182	0	0	0	0	0
Adam McKelvey	9.00	0-0	2	0	0	0/0	0	1.0	1	1	1	1	1	0	0	0	.333	0	0	0	0	0
Porter Buursema	10.38	0-0	5	0	0	0/0	0	4.1	5	5	5	3	9	1	0	0	.294	0	4	0	1	0
Joshua Evans	13.50	0-0	2	0	0	0/0	0	0.2	2	4	1	3	1	0	0	0	.400	1	1	0	0	0
Thorpe Musci	27.00	0-0	1	0	0	0/0	0	0.2	1	2	2	1	1	0	0	1	.333	1	0	0	0	0
Totals	3.81	18-8	41	0	0	0/0	8	193.2	170	92	82	79	227	33	1	21	.236	16	36	0	11	6
Opponents	8.93	8-12	41	0	0	1/1	6	179.1	242	210	178	144	175	57	7	29	.326	26	29	3	18	7

2025 OVERALL STATS

@GTBASEBALL
Overall Statistics for Georgia Tech (as of Apr 23, 2025)
(All games Sorted by Batting avg)

Record: 29-12 Home: 19-6 Away: 10-5 Neutral: 0-1 ACC: 14-7

Player	avg	gp-gs	ab	r	h	2b	3b	hr	rbi	tb	slg%	bb	hp	so	gdp	ob%	sf	sh	sb-att	po	a	e	fld%
Kent Schmidt	.415	21-21	82	26	34	11	0	2	26	51	.622	12	3	12	0	.485	4	0	4-4	147	3	0	1.000
Kyle Lodise	.379	36-36	145	49	55	17	2	13	45	115	.793	24	6	31	2	.480	2	0	8-8	38	84	4	.968
Carson Kerce	.359	41-40	131	35	47	15	0	1	30	65	.496	23	3	21	2	.451	5	2	6-8	32	86	7	.944
Alex Hernandez	.346	40-40	153	35	53	8	2	10	45	95	.621	28	1	33	4	.439	5	0	3-3	78	48	7	.947
Drew Burress	.342	41-41	161	55	55	19	1	12	46	112	.696	36	2	28	0	.463	2	0	9-10	93	2	1	.990
Vahn Lackey	.338	41-41	154	29	52	9	0	4	31	73	.474	15	8	28	3	.412	5	2	12-13	287	33	5	.985
Caleb Daniel	.318	36-35	132	36	42	13	2	4	24	71	.538	20	5	24	0	.424	1	0	4-4	46	11	0	1.000
John Giesler	.261	24-20	69	18	18	2	0	2	11	26	.377	10	1	22	2	.358	1	0	0-0	106	5	1	.991
Tyler Neises	.256	33-20	86	14	22	5	1	1	15	32	.372	15	2	19	3	.375	1	0	4-4	13	1	2	.875
Parker Brosius	.240	41-38	121	29	29	6	1	1	20	40	.331	21	7	35	1	.375	3	6	14-15	71	1	3	.960

Drew Rogers	.267	15-8	30	6	8	0	0	3	12	17	.567	6	0	17	0	.378	1	1	0-0	93	11	1	.990
Nathanael Coupet	.267	14-3	15	4	4	0	0	1	8	7	.467	2	2	7	1	.400	1	0	0-0	3	0	0	1.000
Nathan Waugh	.257	19-9	35	11	9	2	0	1	7	14	.400	9	1	12	2	.422	0	0	0-1	0	0	0	.000
Will Baker	.241	26-14	58	13	14	3	0	3	18	26	.448	8	0	14	1	.324	2	2	0-0	11	28	3	.929
Connor Shouse	.231	14-3	13	9	3	0	0	1	4	6	.462	3	3	2	0	.474	0	0	1-1	2	0	0	1.000
Joshua Evans	.000	14-0	0	2	0	0	0	0	0	0	.000	0	0	0	0	.000	0	0	0-0	5	0	0	1.000
Cooper McMullen	.000	3-0	0	0	0	0	0	0	0	0	.000	0	0	0	0	.000	0	0	0-0	0	1	0	1.000
Totals	.321	41	1385	371	445	110	9	59	342	750	.542	232	44	305	21	.426	33	13	65-71	1035	359	39	.973
Opponents	.249	41	1295	191	323	61	4	38	180	506	.391	160	61	380	24	.355	18	16	21-35	998	321	42	.969

LOB - Team (338), Opp (325). DPs turned - Team (28), Opp (26). IBB - Team (3), Burress, D 3, Opp (1). Picked off - Kerce, C 2, Hernandez, A 1.

(All games Sorted by Earned run avg)

Player	era	w-l	app	gs	cg	sho	sv	ip	h	r	er	bb	so	2b	3b	hr	b/avg	wp	hp	bks	sfa	sha
Mason Patel	2.44	8-1	13	0	0	0/0	3	44.1	30	14	12	8	40	6	1	5	.191	1	4	0	2	1
Tate McKee	3.46	5-1	10	10	0	0/0	0	52.0	46	28	20	19	59	8	2	4	.240	1	3	1	3	3
Brady Jones	4.54	4-1	10	10	0	0/0	0	39.2	36	23	20	26	45	7	0	3	.243	2	9	0	2	2

Connor Shouse	0.00	0-0	1	0	0	0/0	0	2.0	0	0	0	1	2	0	0	0	.000	0	0	0	0	0
Jackson Blakely	0.00	0-0	1	0	0	0/0	0	1.0	2	0	0	0	0	0	0	0	.500	0	0	0	0	1
Jaylen Paden	2.05	4-1	9	1	0	0/0	1	22.0	18	5	5	15	30	2	0	0	.231	2	3	0	1	1
Kayden Campbell	3.09	1-0	13	0	0	0/0	0	11.2	11	4	4	5	18	2	0	2	.234	3	3	0	0	0
Brett Barfield	3.38	0-0	15	1	0	0/0	1	10.2	9	5	4	7	12	1	0	2	.220	0	4	0	0	0
Cooper McMullen	3.68	1-0	7	0	0	0/0	1	7.1	4	3	3	6	5	1	0	1	.174	0	1	0	0	1
Caden Spivey	4.05	2-1	10	5	0	0/0	0	26.2	26	13	12	17	24	3	1	1	.257	2	1	0	1	2
Connor Chicoli	4.34	0-0	10	3	0	0/0	0	18.2	20	9	9	4	12	5	0	1	.290	1	2	0	2	1
Carson Ballard	4.88	1-3	12	0	0	0/0	1	24.0	25	13	13	4	26	7	0	3	.266	1	4	0	1	0
Riley Stanford	5.47	0-0	9	7	0	0/0	0	24.2	28	20	15	17	29	5	0	5	.295	0	10	0	0	3
Jake Lankie	6.14	0-1	6	0	0	0/0	0	7.1	8	5	5	2	12	2	0	1	.286	0	1	0	1	0
Sam Swygert	6.48	1-1	12	3	0	0/0	0	16.2	18	14	12	6	15	5	0	4	.257	2	3	0	1	0
Cole Royer	6.75	1-0	8	0	0	0/0	0	6.2	11	5	5	5	9	2	0	0	.393	4	3	0	1	0
Ryan Johnson	6.75	1-0	4	0	0	0/0	0	4.0	4	3	3	0	7	1	0	1	.250	1	2	0	0	0
Caden Gaudette	6.92	0-1	13	0	0	0/0	0	13.0	15	10	10	7	20	3	0	2	.294	0	2	0	2	1
Alex Hernandez	7.50	0-1	4	1	0	0/0	1	6.0	3	5	5	3	3	0	0	2	.150	0	1	0	0	0
Adam McKelvey	9.00	0-0	2	0	0	0/0	0	1.0	1	1	1	1	1	0	0	0	.333	0	0	0	0	0
Porter Buursema	10.38	0-0	5	0	0	0/0	0	4.1	5	5	5	3	9	1	0	0	.294	0	4	0	1	0
Joshua Evans	13.50	0-0	2	0	0	0/0	0	0.2	2	4	1	3	1	0	0	0	.400	1	1	0	0	0
Thorpe Musci	27.00	0-0	1	0	0	0/0	0	0.2	1	2	2	1	1	0	0	1	.333	1	0	0	0	0
Totals	4.30	29-12	41	41	0	0/0	8	345.0	323	191	165	160	380	61	4	38	.249	22	61	1	18	16
Opponents	8.79	12-29	41	41	0	1/1	6	332.2	445	371	325	232	305	110	9	59	.321	45	44	4	33	13

PB - Team (8), Rogers, D 5, Lackey, V 3, Opp (12). Pickoffs - Team (3), Stanford, R 1, Paden, J 1, Lackey, V 1, Opp (3). SBA/ATT - Lackey, V (17-25), McKee, T (6-11), Rogers, D (4-10), Stanford, R (5-8), Jones, B (1-4), Chicoli, C (2-2), Royer, C (0-2), Patel, M (2-2), Gaudette, C (2-2), Hernandez, A (1-1), McMullen, C (0-1), Spivey, C (1-1), Barfield, B (1-1).

2025 ACC STATS

@GTBASEBALL
Conference statistics for Georgia Tech (as of Apr 20, 2025)
(ACC games only Sorted by Batting avg)

Record: 14-7 Home: 6-3 Away: 8-4 ACC: 14-7

Player	avg	gp-gs	ab	r	h	2b	3b	hr	rbi	tb	slg%	bb	hp	so	gdp	ob%	sf	sh	sb-att	po	a	e	fld%
Kyle Lodise	.405	18-18	79	22	32	8	1	9	25	69	.873	8	2	15	1	.467	1	0	4-4	20	40	1	.984
Alex Hernandez	.373	20-20	75	20	28	3	2	4	18	47	.627	18	0	17	2	.484	2	0	2-2	45	30	6	.926
Carson Kerce	.347	21-21	72	16	25	7	0	0	18	32	.444	13	1	13	1	.433	4	1	4-5	16	45	7	.897
Vahn Lackey	.337	21-21	83	13	28	4	0	2	19	38	.458	10	1	13	1	.402	3	1	7-8	165	17	4	.978
Drew Burress	.326	21-21	86	30	28	11	0	6	17	57	.663	16	1	12	0	.437	0	0	3-3	47	1	1	.980
Caleb Daniel	.313	21-21	83	22	26	6	2	3	21	45	.542	10	3	17	0	.402	1	0	0-0	31	0	0	1.000
John Giesler	.313	17-14	48	15	15	2	0	2	10	23	.479	8	1	15	1	.414	1	0	0-0	83	3	0	1.000
Tyler Neises	.200	18-10	45	5	9	3	0	0	7	12	.267	9	1	11	3	.345	0	0	3-3	5	0	1	.833
Will Baker	.194	15-10	36	7	7	1	0	2	11	14	.389	5	0	9	1	.279	2	1	0-0	9	21	3	.909
Parker Brosius	.175	21-20	63	15	11	1	0	1	4	15	.238	11	3	17	1	.325	0	4	5-6	34	1	0	1.000

Connor Shouse	.750	6-1	4	4	3	0	0	1	2	6	1.500	1	0	0	0	.800	0	0	0-0	1	0	0	1.000
Kent Schmidt	.357	6-6	28	5	10	4	0	0	5	14	.500	1	0	6	0	.367	1	0	0-0	50	2	0	1.000
Nathan Waugh	.333	7-2	9	3	3	0	0	0	2	3	.333	3	1	3	1	.538	0	0	0-0	0	0	0	.000
Nathanael Coupet	.250	7-3	8	3	2	0	0	1	7	5	.625	2	2	4	1	.462	1	0	0-0	2	0	0	1.000
Drew Rogers	.250	5-1	4	1	1	0	0	0	0	1	.250	2	0	2	0	.500	0	0	0-0	15	2	0	1.000
Cooper McMullen	.000	2-0	0	0	0	0	0	0	0	0	.000	0	0	0	0	.000	0	0	0-0	0	0	0	.000
Joshua Evans	.000	5-0	0	1	0	0	0	0	0	0	.000	0	0	0	0	.000	0	0	0-0	3	0	0	1.000
Totals	.315	21	723	182	228	50	5	31	166	381	.527	117	16	154	13	.414	16	7	28-31	531	193	25	.967
Opponents	.260	21	672	105	175	32	2	23	98	280	.417	80	27	179	12	.357	10	12	9-17	527	179	19	.974

LOB - Team (170), Opp (166). DPs turned - Team (15), Opp (14). IBB - Team (2), Burress, D 2, Opp (1). Picked off - Hernandez, A 1, Kerce, C 1.

(ACC games only Sorted by Earned run avg)

Player	era	w-l	app	gs	cg	sho	sv	ip	h	r	er	bb	so	2b	3b	hr	b/avg	wp	hp	bk	sfa	sha	
Jaylen Paden	2.20	3-0	5	0	0	0/0	0	16.1	16	4	4	8	19	2	0	0	.267	2	3	0	1	1	
Caden Spivey	3.26	2-1	7	3	0	0/0	0	19.1	19	7	7	12	13	2	0	1	.264	1	0	0	0	2	
Mason Patel	3.72	3-1	8	0	0	0/0	3	29.0	24	14	12	6	25	4	1	5	.229	0	3	0	2	1	
Tate McKee	3.89	3-1	7	7	0	0/0	0	37.0	34	23	16	13	40	5	1	4	.245	0	2	1	3	3	
Brady Jones	4.85	3-1	7	7	0	0/0	0	29.2	31	18	16	18	29	7	0	2	.272	1	7	0	2	1	

Connor Shouse	0.00	0-0	1	0	0	0/0	0	2.0	0	0	0	1	2	0	0	0	.000	0	0	0	0	0	
Jackson Blakely	0.00	0-0	1	0	0	0/0	0	1.0	2	0	0	0	0	0	0	0	.500	0	0	0	0	1	
Cooper McMullen	0.00	0-0	2	0	0	0/0	1	1.0	0	0	0	1	0	0	0	0	.000	0	0	0	0	0	
Brett Barfield	1.42	0-0	7	0	0	0/0	1	6.1	5	2	1	1	9	1	0	1	.200	0	1	0	0	0	
Jake Lankie	2.45	0-0	2	0	0	0/0	0	3.2	1	1	1	1	5	0	0	1	.091	0	1	0	1	0	
Kayden Campbell	3.00	0-0	5	0	0	0/0	0	6.0	7	2	2	1	7	2	0	1	.269	1	2	0	0	0	
Connor Chicoli	3.00	0-0	3	0	0	0/0	0	3.0	3	1	1	0	3	0	0	0	.273	0	0	0	1	0	
Carson Ballard	6.75	0-1	3	0	0	0/0	0	2.2	4	2	2	0	3	1	0	1	.333	0	0	0	0	0	
Riley Stanford	7.94	0-0	4	4	0	0/0	0	11.1	13	12	10	8	14	3	0	4	.289	0	2	0	0	2	
Cole Royer	9.00	0-0	2	0	0	0/0	0	1.0	2	1	1	2	2	0	0	0	.400	2	2	0	0	0	
Caden Gaudette	11.25	0-1	5	0	0	0/0	0	4.0	6	5	5	4	4	2	0	0	.375	0	1	0	0	1	
Sam Swygert	18.00	0-1	3	0	0	0/0	0	3.0	5	8	6	3	4	2	0	2	.333	0	1	0	0	0	
Porter Buursema	27.00	0-0	1	0	0	0/0	0	0.1	1	1	1	0	0	1	0	0	.500	0	0	0	0	0	
Adam McKelvey	27.00	0-0	1	0	0	0/0	0	0.1	0	1	1	1	0	0	0	0	.000	0	0	0	0	0	
Ryan Johnson	99.00	0-0	1	0	0	0/0	0	0.0	2	3	3	0	0	0	0	1	1.000	0	2	0	0	0	
Totals	4.47	14-7	21	21	0	0/0	5	177.0	175	105	88	80	179	32	2	23	.260	7	27	1	10	12	
Opponents	8.35	7-14	21	21	0	0/0	3	175.2	228	182	163	117	154	50	5	31	.315	20	16	3	16	7	

PB - Team (2), Lackey, V 2, Opp (6). Pickoffs - Team (1), Paden, J 1, Opp (2). SBA/ATT - Lackey, V (9-16), McKee, T (3-6), Jones, B (1-4), Stanford, R (2-3), Patel, M (2-2), McMullen, C (0-1), Rogers, D (0-1), Spivey, C (1-1).

2025 SEASON SUMMARY

@GTBASEBALL
Games Summary for Georgia Tech (as of Apr 25, 2025)
(All games)

Score by innings	1	2	3	4	5	6	7	8	9	Total
Georgia Tech	42	56	35	31	41	74	43	25	24	371
Opponents	26	15	30	24	14	33	22	16	11	191

Record when ...

Overall	29-12	After 6 leading	22-3
Conference	14-7 trailing	2-8
Non-Conference	15-5 tied	5-1
Home games	19-6	After 7 leading	17-2
Away games	10-5 trailing	2-9
Neutral site	0-1 tied	2-1
Day games	23-6	After 8 leading	16-1
Night games	6-6 trailing	2-11
vs Left starter	13-2 tied	1-0
vs Right starter	16-10		
1-Run games	3-3	Hit 0 home runs	6-6
2-Run games	4-4	... 1 home run	9-4
5+Run games	18-2	... 2+ home runs	14-2
Extra innings	0-0		
Shutouts	0-1	Opponent 0 home runs	15-1
	 1 home run	12-5
Scoring 0-2 runs	0-6 2+ HRs	2-6
..... 3-5 runs	5-2		
..... 6-9 runs	6-3	Made 0 errors	10-6
..... 10+ runs	18-1 1 error	10-3
	 2+ errors	9-3
Opponent 0-2 runs	9-1		
..... 3-5 runs	14-4	Opp. made 0 errors	10-5
..... 6-9 runs	6-4 1 error	10-5
..... 10+ runs	0-3 2+ errors	9-2
Scored in 1st inning	15-4	Out-hit opponent	26-3
Opp. scored in 1st	8-6	Out-hit by opponent	3-7
Scores first	20-3	Hits are tied	0-2
Opp. scores first	9-9		

Record when team scores:

Runs	0	1	2	3	4	5	6	7	8	9	10+
W-L	0-1	0-0	0-5	1-1	3-0	1-1	0-0	2-1	3-2	1-0	18-1

Record when opponent scores:

Runs	0	1	2	3	4	5	6	7	8	9	10+
W-L	0-0	4-1	5-0	6-0	4-3	4-1	4-0	2-1	0-1	0-2	0-3

Record when leading after:

Inn.	1	2	3	4	5	6	7	8
W-L	13-3	20-2	22-2	23-2	25-2	22-3	17-2	16-1

Record when trailing after:

Inn.	1	2	3	4	5	6	7	8
W-L	6-6	6-8	5-9	3-9	3-8	2-8	2-9	2-11

Record when tied after:

Inn.	1	2	3	4	5	6	7	8
W-L	10-3	3-2	2-1	3-1	1-2	5-1	2-1	1-0

Current losing streak: 5
Longest winning streak: 6
Longest losing streak: 5

Home attendance : 43486 (25 dates avg = 1739)
Away attendance : 41364 (16 dates avg = 2585)
Total attendance: 84850 (41 dates avg = 2069)

2025 SITUATIONAL STATS

@GTBASEBALL
Batting Analysis for Georgia Tech (as of Apr 25, 2025)
(All games Sorted by Player Name)

Player	vs left			vs right			w/runners			w/bases empty			w/bases loaded			as leadoff			fly	gnd	fly/
	h	ab	avg	h	ab	avg	h	ab	avg	h	ab	avg	h	ab	avg	rch	op	pct	out	out	gnd
Will Baker	4	13	.308	10	45	.222	8	36	.222	6	22	.273	1	3	.333	3	11	.273	14	19	0.7
Parker Brosius	6	37	.162	23	84	.274	16	69	.232	13	52	.250	1	5	.200	7	26	.269	43	22	2.0
Drew Burress	16	44	.364	39	11	.333	32	83	.386	23	78	.295	4	7	.571	11	26	.423	43	32	1.3
Nathanael Coupet	2	4	.500	2	11	.182	4	9	.444	0	6	.000	2	4	.500	1	4	.250	3	2	1.5
Caleb Daniel	9	36	.250	33	96	.344	22	65	.338	20	67	.299	1	2	.500	12	29	.414	42	26	1.6
John Giesler	8	26	.308	10	43	.233	11	41	.268	7	28	.250	0	4	.000	8	14	.571	13	15	0.9
Alex Hernandez	17	50	.340	36	10	.350	32	91	.352	21	62	.339	2	6	.333	19	36	.528	36	33	1.1
Carson Kerce	15	41	.366	32	90	.356	25	70	.357	22	61	.361	2	7	.286	15	33	.455	42	27	1.6
Vahn Lackey	17	47	.362	35	10	.327	29	81	.358	23	73	.315	1	5	.200	20	51	.392	37	41	0.9
Kyle Lodise	14	41	.341	41	10	.394	23	61	.377	32	84	.381	1	4	.250	33	60	.550	35	23	1.5
Tyler Neises	3	15	.200	19	71	.268	14	55	.255	8	31	.258	2	4	.500	7	17	.412	19	23	0.8
Drew Rogers	2	9	.222	6	21	.286	5	20	.250	3	10	.300	1	2	.500	2	5	.400	2	5	0.4
Kent Schmidt	16	33	.485	18	49	.367	23	55	.418	11	27	.407	1	2	.500	7	12	.583	25	15	1.7
Connor Shouse	2	6	.333	1	7	.143	2	9	.222	1	4	.250	0	2	.000	2	5	.400	1	6	0.2
Nathan Waugh	2	16	.125	7	19	.368	7	26	.269	2	9	.222	0	0	.000	4	8	.500	5	7	0.7
Totals	133	418	.318	312	967	.323	253	771	.328	192	614	.313	19	57	.333	151	337	.448	360	296	1.2
Opponents	23	96	.240	300	119	.250	147	640	.230	176	655	.269	10	44	.227	138	345	.400	289	316	0.9

Player	pinch hitting			w/runners in scoring pos			w/runner on 3r and LT 2 out			with 2 outs			success adv runners			2- rnrns			rch	rch	kl
	h	ab	avg	h	ab	avg	rbi	op	pct	h	ab	avg	adv	op	pct	rbi	w/o	lob	err	fc	kl
Will Baker	1	5	.200	7	21	.333	6	8	.750	6	22	.273	21	44	.477	7	12	14	1	1	1
Parker Brosius	1	1	1.000	10	41	.244	7	11	.636	11	42	.262	44	91	.484	10	14	37	1	5	6
Drew Burress	0	0	.000	21	46	.457	7	9	.778	19	49	.388	51	93	.548	13	11	24	4	9	6
Nathanael Coupet	3	6	.500	3	7	.429	2	3	.667	3	8	.375	6	11	.545	5	1	9	0	0	1
Caleb Daniel	1	1	1.000	11	42	.262	6	9	.667	15	49	.306	37	75	.493	7	8	28	0	3	8
John Giesler	0	2	.000	9	29	.310	2	7	.286	3	22	.136	20	46	.435	5	6	19	2	2	4
Alex Hernandez	0	0	.000	22	65	.338	10	16	.625	15	53	.283	58	10	.552	13	13	42	3	3	8
Carson Kerce	0	0	.000	19	47	.404	13	17	.765	16	46	.348	43	84	.512	12	12	40	1	4	4
Vahn Lackey	0	0	.000	15	44	.341	13	20	.650	14	41	.341	53	96	.552	10	21	29	3	4	13
Kyle Lodise	0	0	.000	13	36	.361	5	7	.714	14	39	.359	38	68	.559	19	7	23	3	4	12
Tyler Neises	1	6	.167	11	38	.289	3	5	.600	5	33	.152	28	60	.467	7	9	22	3	1	9
Drew Rogers	0	0	.000	5	15	.333	3	6	.500	2	12	.167	10	25	.400	3	2	10	0	0	4
Kent Schmidt	0	0	.000	18	36	.500	7	9	.778	10	26	.385	38	62	.613	4	15	18	0	1	4
Connor Shouse	1	5	.200	1	6	.167	1	1	1.000	1	5	.200	7	11	.636	1	0	5	1	2	1
Nathan Waugh	2	6	.333	4	16	.250	2	7	.286	3	11	.273	12	28	.429	4	1	10	0	3	2
Totals	10	32	.313	169	489	.346	87	135	.644	137	458	.299	466	899	.518	120	132	338	22	42	83
Opponents	8	40	.200	91	366	.249	65	97	.670	96	414	.232	322	755	.426	46	86	325	22	43	107

Success Advancing Runners = percentage of times the batter advanced at least one runner during a plate appearance
 #Rnrs Adv w/Out = TOTAL number of runners advanced when the player made an out

TEAM GAME-BY-GAME - Hitting

Date	Opponent	ab	r	h	rbi	2b	3b	hr	tb	bb	ibb	sb	cs	hbp	sac	sf	gdp	k	po	a	e	lob	avg
Feb 14	OLD DOMINION	24	3	3	3	1	0	1	7	5	0	0	0	1	3	0	1	7	27	9	1	6	.125
Feb 15	OLD DOMINION	31	7	6	7	1	0	1	10	7	0	1	0	0	0	0	1	13	27	7	1	7	.164
Feb 16	OLD DOMINION	34	7	11	6	4	0	1	18	3	0	2	0	2	0	2	0	10	27	5	1	10	.225
Feb 18	at Georgia Southern	34	5	9	5	3	0	2	18	4	0	2	1	1	0	0	1	8	27	8	0	7	.236
Feb 21	MARSHALL	31	12	13	11	4	0	3	26	7	0	2	0	0	0	2	0	4	21	5	0	10	.273
Feb 22	MARSHALL	34	2	7	2	3	0	0	10	5	0	0	0	4	0	0	0	2	27	8	0	14	.261
Feb 23	MARSHALL	36	11	15	11	7	0	2	28	1	0	5	0	4	2	2	0	6	27	15	2	10	.286
Feb 24	MARSHALL	33	8	9	7	2	0	0	11	8	0	3	1	2	0	1	1	8	27	9	0	9	.284
Feb 26	WEST GEORGIA	39	16	17	15	4	1	3	32	9	0	6	0	1	0	2	0	6	27	11	0	11	.304
Feb 28	WESTERN MICHIG	38	16	15	16	3	1	4	32	4	0	1	0	2	0	0	0	5	27	9	1	4	.314
Mar 01	WESTERN MICHIG	34	14	18	14	4	0	1	25	3	0	3	0	1	0	2	0	6	21	8	1	8	.334
Mar 02	WESTERN MICHIG	30	13	14	12	7	0	1	24	5	0	3	1	4	0	1	0	4	21	8	0	9	.344
Mar 04	KENNESAW STAT	34	11	13	10	1	0	2	20	6	1	0	0	1	0	2	0	11	27	6	2	8	.347
*Mar 07	at Virginia Tech	35	4	9	4	0	0	0	9	7	0	6	1	0	0	0	0	9	27	7	2	11	.340
*Mar 08	at Virginia Tech	35	5	9	5	3	1	2	20	3	0	0	0	0	1	0	0	9	24	14	0	7	.335
*Mar 09	at Virginia Tech	35	8	11	7	3	1	0	16	7	1	2	1	2	1	1	0	10	27	10	1	11	.333
Mar 11	GEORGIA STATE	29	4	7	4	1	0	1	11	8	0	3	0	0	0	1	1	6	27	13	0	10	.329
*Mar 14	PITTSBURGH	33	10	10	9	2	0	1	15	7	0	1	0	1	1	0	0	3	27	9	0	8	.327
*Mar 15	PITTSBURGH	32	11	12	8	6	0	0	18	10	0	5	0	0	0	2	0	4	21	7	1	13	.330
*Mar 16	PITTSBURGH	37	10	12	10	4	0	4	28	3	0	1	0	3	0	1	1	11	27	12	0	7	.329
Mar 18	GARDNER-WEBB	36	14	13	11	3	0	0	16	8	0	2	0	0	0	1	0	8	27	6	2	7	.331
*Mar 21	at Notre Dame	41	18	17	18	3	1	4	34	12	0	1	0	0	0	1	1	6	24	9	1	12	.336
*Mar 22	at Notre Dame	38	9	13	9	3	1	2	24	2	0	1	0	0	0	1	1	4	27	7	2	5	.336
*Mar 23	at Notre Dame	36	10	9	6	1	0	0	10	7	0	3	0	0	1	0	0	14	27	7	2	7	.332
Mar 25	at Kennesaw State	32	15	12	13	3	0	2	21	10	0	0	0	1	1	1	0	11	21	7	0	9	.334
*Mar 28	CLEMSON	35	7	11	7	3	0	1	17	4	0	1	0	0	1	2	0	7	27	12	3	8	.333
*Mar 29	CLEMSON	36	18	19	16	4	0	6	41	7	0	0	0	2	0	0	1	5	21	7	1	9	.341
*Mar 29	CLEMSON	31	3	5	2	1	0	1	9	5	0	0	1	0	0	0	1	11	27	2	2	6	.335
Apr 01	MERCER	35	21	16	19	5	1	2	29	10	0	3	0	2	0	0	1	3	21	6	2	8	.339
*Apr 04	at Stanford	36	8	10	7	3	0	1	16	6	0	1	0	0	0	0	0	12	27	10	2	7	.337
*Apr 05	at Stanford	36	10	12	9	4	0	1	19	3	0	0	0	1	1	2	0	6	27	13	0	6	.337
*Apr 06	at Stanford	38	18	18	17	2	1	4	34	6	1	2	0	1	0	2	0	2	21	8	1	8	.342
Apr 08	AUBURN	39	8	13	8	3	1	1	21	4	0	1	0	1	0	0	1	6	27	12	0	9	.341
*Apr 11	CAL	32	8	9	8	1	0	2	16	4	0	0	0	1	1	0	0	9	27	13	2	6	.340
*Apr 12	CAL	31	15	14	15	2	0	2	22	11	0	0	0	2	0	3	1	3	24	8	0	11	.343
*Apr 13	CAL	28	4	8	4	2	0	0	10	3	0	0	0	1	0	1	3	5	27	8	0	5	.341
Apr 15	vs Georgia Bulldogs	31	2	4	2	1	0	1	8	4	0	0	0	0	0	0	0	12	24	8	0	6	.336
*Apr 18	at Miami	35	2	8	1	0	0	0	8	5	0	3	0	1	0	0	0	11	24	12	3	12	.333
*Apr 19	at Miami	32	2	7	2	2	0	0	9	2	0	1	0	1	0	0	3	10	24	8	1	6	.330
*Apr 20	at Miami	31	2	5	2	1	0	0	6	3	0	0	0	0	0	0	1	3	24	10	1	5	.326
Apr 22	at Auburn	28	0	2	0	0	0	0	2	4	0	0	0	1	0	0	1	15	24	6	1	6	.321
Totals		1385	371	445	342	110	9	59	750	232	3	65	6	44	13	33	21	305	1035	359	39	338	.321

TEAM GAME-BY-GAME - Pitching

Date	Opponent	ip	h	r	er	bb	so	2b	3b	hr	wp	bk	hbp	dp	ibb	score	w-l	sv	era
Feb 14	OLD DOMINION	9.0	6	2	1	2	10	1	0	0	0	0	1	2	0	3-2	1-0	0	1.00
Feb 15	OLD DOMINION	9.0	4	3	3	7	16	0	0	0	0	0	2	0	0	7-3	2-0	0	2.00
Feb 16	OLD DOMINION	9.0	9	4	4	5	14	0	0	1	0	0	2	0	0	7-4	3-0	1	2.67
Feb 18	at Georgia Southern	9.0	7	3	3	1	12	2	0	1	0	0	0	0	0	5-3	4-0	2	2.75
Feb 21	MARSHALL	7.0	4	1	1	2	8	1	1	0	0	0	0	0	0	12-1	5-0	2	2.51
Feb 22	MARSHALL	9.0	5	4	4	4	11	0	0	1	0	0	1	0	0	2-4	5-1	2	2.77
Feb 23	MARSHALL	9.0	8	6	4	4	7	3	0	0	0	0	8	0	0	11-6	6-1	2	2.95
Feb 24	MARSHALL	9.0	16	12	12	5	10	3	0	4	1	0	2	0	0	8-12	6-2	2	4.11
Feb 26	WEST GEORGIA	9.0	14	7	7	1	8	3	0	1	2	0	0	1	0	16-7	7-2	2	4.44
Feb 28	WESTERN MICHIG	9.0	8	4	4	2	13	3	0	0	1	0	3	0	0	16-4	8-2	3	4.40
Mar 01	WESTERN MICHIG	7.0	5	1	0	4	11	0	0	0	1	0	1	1	0	14-1	9-2	3	4.07
Mar 02	WESTERN MICHIG	7.0	9	3	3	6	10	2	0	0	2	0	2	1	0	13-3	10-2	3	4.06
Mar 04	KENNESAW STAT	9.0	10	4	3	3	12	2	1	0	2	0	0	0	0	11-4	11-2	3	3.97
*Mar 07	at Virginia Tech	9.0	4	3	2	3	9	2	0	1	0	0	1	0	0	4-3	12-2	3	3.83
*Mar 08	at Virginia Tech	8.0	9	8	8	4	7	3	0	3	1	0	2	1	0	5-8	12-3	3	4.15
*Mar 09	at Virginia Tech	9.0	7	6	5	7	9	1	0	1	0	0	3	0	1	8-6	13-3	4	4.20
Mar 11	GEORGIA STATE	9.0	3	2	2	6	2	1	0	0	0	0	2	1	0	4-2	14-3	4	4.07
*Mar 14	PITTSBURGH	9.0	3	1	1	5	10	1	0	0	1	1	2	0	0	10-1	15-3	4	3.89
*Mar 15	PITTSBURGH	7.0	8	1	1	4	7	2	0	0	0	0	0	2	0	11-1	16-3	5	3.78
*Mar 16	PITTSBURGH	9.0	13	12	12	7	9	4	0	1	1	0	1	0	0	10-12	16-4	5	4.21
Mar 18	GARDNER-WEBB	9.0	7	6	3	3	12	1	0	1	2	0	1	1	0	14-6	17-4	5	4.15
*Mar 21	at Notre Dame	8.0	10	7	7	1	12	0	1	3	0	0	3	1	0	18-7	18-4	6	4.31
*Mar 22	at Notre Dame	9.0	8	5	3	2	12	0	0	1	0	0	1	0	0	9-5	19-4	6	4.25
*Mar 23	at Notre Dame	9.0	6	2	1	3	14	2	0	1	0	0	1	0	0	10-2	20-4	6	4.11
Mar 25	at Kennesaw State	7.0	6	4	4	3	10	3	0	1	1	0	0	1	0	15-4	21-4	6	4.14
*Mar 28	CLEMSON	9.0	11	9	6	3	10	1	0	3	0	0	2	1	0	7-9	21-5	6	4.22
*Mar 29	CLEMSON	7.0	4	2	1	5	8	0	0	1	0	0	1	1	0	18-2	22-5	6	4.13
*Mar 29	CLEMSON	9.0	9	4	2	8	18	1	0	1	1	0	1	0	0	3-4	22-6	6	4.05
Apr 01	MERCER	7.0	4	5	4	2	7	0	0	2	1	0	2	0	0	21-5	23-6	6	4.08
*Apr 04	at Stanford	9.0	12	6	4	3	11	2	1	0	0	0	0	1	0	8-6	24-6	6	4.07
*Apr 05	at Stanford	9.0	11	3	3	3	3	2	0	0	0	0	3	3	0	10-3	25-6	6	4.04
*Apr 06	at Stanford	7.0	8	2	2	2	3	0	0	0	1	0	1	2	0	18-2	26-6	6	4.00
Apr 08	AUBURN	9.0	8	9	9	10	10	2	0	1	0	0	1	1	0	8-9	26-7	6	4.16
*Apr 11	CAL	9.0	7	5	5	3	9	1	0	1	0	0	0	0	0	8-5	27-7	7	4.19
*Apr 12	CAL	8.0	6	5	5	4	9	3	0	1	0	0	3	0	0	15-5	28-7	7	4.23
*Apr 13	CAL	9.0	10	3	3	4	3	1	0	0	2	0	1	2	0	4-3	29-7	8	4.19
Apr 15	vs Georgia Bulldogs	8.0	10	5	5	4	9	2	0	2	1	0	1	3	0	2-5	29-8	8	4.23
*Apr 18	at Miami	8.0	7	4	2	3	5	1	0	1	0	0	0	0	0	2-4	29-9	8	4.18
*Apr 19	at Miami	8.0	12	7	7	1	6	3	0	2	0	0	0	0	0	2-7	29-10	8	4.27
*Apr 20	at Miami	8.0	10	10	8	5	5	2	0	2	0	0	1	1	0	2-10	29-11	8	4.38
Apr 22	at Auburn	8.0	5	1	1	6	9	0	0	0	1	0	5	1	0	0-1	29-12	8	4.30
Totals		345.0	323	191	165	160	380	61	4	38	22	1	61	28	1	371-191	29-12	8	4.30

GT BASEBALL CAREER STATS - AT GEORGIA TECH

Will Baker

Year	avg	gp-gs	ab	r	h	2b	3b	hr	rbi	tb	slg%	bb	hbp	so	gdp	ob%	sf	sh	sb-att	po	a	e	fld%
2025	.241	26-14	58	13	14	3	0	3	18	26	.448	8	0	14	1	.324	2	2	0-0	11	28	3	.929
TOTAL	.241	26-14	58	13	14	3	0	3	18	26	.448	8	0	14	1	.324	2	2	0-0	11	28	3	.929

Carson Ballard

Year	avg	gp-gs	ab	r	h	2b	3b	hr	rbi	tb	slg%	bb	hbp	so	gdp	ob%	sf	sh	sb-att	po	a	e	fld%
2024	.000	0-0	0	0	0	0	0	0	0	0	.000	0	0	0	0	.000	0	0	0-0	3	2	3	.625
2025	.000	0-0	0	0	0	0	0	0	0	0	.000	0	0	0	0	.000	0	0	0-0	1	2	0	1.000
TOTAL	.000	0-0	0	0	0	0	0	0	0	0	.000	0	0	0	0	.000	0	0	0-0	4	4	3	.727

Year	era	w-l	app	gs	cq	sho	sv	ip	h	r	er	bb	so	2b	3b	hr	bf	bavg	wp	hbp	bk	sfa	sha
2024	4.41	2-2	13	6	0	0/1	1	34.2	38	22	17	9	26	7	0	6	148	.286	1	2	1	1	3
2025	4.88	1-3	12	0	0	0/0	1	24.0	25	13	13	4	26	7	0	3	103	.266	1	4	0	1	0
TOTAL	4.60	3-5	25	6	0	0/1	2	58.2	63	35	30	13	52	14	0	9	251	.278	2	6	1	2	3

Brett Barfield

Year	avg	gp-gs	ab	r	h	2b	3b	hr	rbi	tb	slg%	bb	hbp	so	gdp	ob%	sf	sh	sb-att	po	a	e	fld%
2024	.000	0-0	0	0	0	0	0	0	0	0	.000	0	0	0	0	.000	0	0	0-0	0	1	1	.500
2025	.000	0-0	0	0	0	0	0	0	0	0	.000	0	0	0	0	.000	0	0	0-0	1	1	0	1.000
TOTAL	.000	0-0	0	0	0	0	0	0	0	0	.000	0	0	0	0	.000	0	0	0-0	1	2	1	.750

Year	era	w-l	app	gs	cq	sho	sv	ip	h	r	er	bb	so	2b	3b	hr	bf	bavg	wp	hbp	bk	sfa	sha
2024	6.75	0-0	16	0	0	0/0	0	16.0	22	15	12	10	18	6	0	1	83	.314	0	3	0	0	0
2025	3.38	0-0	15	1	0	0/0	1	10.2	9	5	4	7	12	1	0	2	52	.220	0	4	0	0	0
TOTAL	5.40	0-0	31	1	0	0/0	1	26.2	31	20	16	17	30	7	0	3	135	.279	0	7	0	0	0

Jackson Blakely

Year	avg	gp-gs	ab	r	h	2b	3b	hr	rbi	tb	slg%	bb	hbp	so	gdp	ob%	sf	sh	sb-att	po	a	e	fld%
2025	.000	0-0	0	0	0	0	0	0	0	0	.000	0	0	0	0	.000	0	0	0-0	0	1	0	1.000
TOTAL	.000	0-0	0	0	0	0	0	0	0	0	.000	0	0	0	0	.000	0	0	0-0	0	1	0	1.000

Year	era	w-l	app	gs	cq	sho	sv	ip	h	r	er	bb	so	2b	3b	hr	bf	bavg	wp	hbp	bk	sfa	sha
2025	0.00	0-0	1	0	0	0/0	0	1.0	2	0	0	0	0	0	0	0	5	.500	0	0	0	0	1
TOTAL	0.00	0-0	1	0	0	0/0	0	1.0	2	0	0	0	0	0	0	0	5	.500	0	0	0	0	1

Parker Brosius

Year	avg	gp-gs	ab	r	h	2b	3b	hr	rbi	tb	slg%	bb	hbp	so	gdp	ob%	sf	sh	sb-att	po	a	e	fld%
2023	.182	30-0	11	7	2	0	0	0	1	2	.182	2	0	2	0	.308	0	0	1-1	11	1	0	1.000
2024	.298	46-33	114	31	34	7	1	2	28	49	.430	25	6	20	0	.442	2	3	9-9	66	0	1	.985
2025	.240	41-38	121	29	29	6	1	1	20	40	.331	21	7	35	1	.375	3	6	14-15	71	1	3	.960
TOTAL	.264	117-71	246	67	65	13	2	3	49	91	.370	48	13	57	1	.404	5	9	24-25	148	2	4	.974

Drew Burress

Year	avg	gp-gs	ab	r	h	2b	3b	hr	rbi	tb	slg%	bb	hbp	so	gdp	ob%	sf	sh	sb-att	po	a	e	fld%
2024	.381	58-58	218	73	83	15	3	25	67	179	.821	58	5	37	6	.512	4	0	8-10	146	10	2	.987
2025	.342	41-41	161	55	55	19	1	12	46	112	.696	36	2	28	0	.463	2	0	9-10	93	2	1	.990
TOTAL	.364	99-99	379	128	138	34	4	37	113	291	.768	94	7	65	6	.492	6	0	17-20	239	12	3	.988

GT BASEBALL CAREER STATS - AT GEORGIA TECH

Porter Buursema

Year	avg	gp-gs	ab	r	h	2b	3b	hr	rbi	tb	slg%	bb	hbp	so	gdp	ob%	sf	sh	sb-att	po	a	e	fld%
2025	10.38	0-0	5	0	0	0/0	0	4.1	5	5	5	3	9	1	0	0	25	.294	0	4	0	1	0
TOTAL	10.38	0-0	5	0	0	0/0	0	4.1	5	5	5	3	9	1	0	0	25	.294	0	4	0	1	0

Kayden Campbell

Year	era	w-l	app	gs	cq	sho	sv	ip	h	r	er	bb	so	2b	3b	hr	bf	bavg	wp	hbp	bk	sfa	sha
2025	3.09	1-0	13	0	0	0/0	0	11.2	11	4	4	5	18	2	0	2	55	.234	3	3	0	0	0
TOTAL	3.09	1-0	13	0	0	0/0	0	11.2	11	4	4	5	18	2	0	2	55	.234	3	3	0	0	0

Connor Chicoli

Year	avg	gp-gs	ab	r	h	2b	3b	hr	rbi	tb	slg%	bb	hbp	so	gdp	ob%	sf	sh	sb-att	po	a	e	fld%
2025	.000	0-0	0	0	0	0	0	0	0	0	.000	0	0	0	0	.000	0	0	0-0	1	2	0	1.000
TOTAL	.000	0-0	0	0	0	0	0	0	0	0	.000	0	0	0	0	.000	0	0	0-0	1	2	0	1.000

Year	era	w-l	app	gs	cq	sho	sv	ip	h	r	er	bb	so	2b	3b	hr	bf	bavg	wp	hbp	bk	sfa	sha
2025	4.34	0-0	10	3	0	0/0	0	18.2	20	9	9	4	12	5	0	1	78	.290	1	2	0	2	1
TOTAL	4.34	0-0	10	3	0	0/0	0	18.2	20	9	9	4	12	5	0	1	78	.290	1	2	0	2	1

Nathanael Coupet

Year	avg	gp-gs	ab	r	h	2b	3b	hr	rbi	tb	slg%	bb	hbp	so	gdp	ob%	sf	sh	sb-att	po	a	e	fld%
2025	.267	14-3	15	4	4	0	0	1	8	7	.467	2	2	7	1	.400	1	0	0-0	3	0	0	1.000
TOTAL	.267	14-3	15	4	4	0	0	1	8	7	.467	2	2	7	1	.400	1	0	0-0	3	0	0	1.000

Caleb Daniel

Year	avg	gp-gs	ab	r	h	2b	3b	hr	rbi	tb	slg%	bb	hbp	so	gdp	ob%	sf	sh	sb-att	po	a	e	fld%
2025	.318	36-35	132	36	42	13	2	4	24	71	.538	20	5	24	0	.424	1	0	4-4	46	11	0	1.000
TOTAL	.318	36-35	132	36	42	13	2	4	24	71	.538	20	5	24	0	.424	1	0	4-4	46	11	0	1.000

Brett Denby

Year	avg	gp-gs	ab	r	h	2b	3b	hr	rbi	tb	slg%	bb	hbp	so	gdp	ob%	sf	sh	sb-att	po	a	e	fld%
2024	.000	4-0	0	0	0	0	0	0	0	0	.000	0	0	0	0	.000	0	0	0-0	0	1	0	1.000
TOTAL	.000	4-0	0	0	0	0	0	0	0	0	.000	0	0	0	0	.000	0	0	0-0	0	1	0	1.000

Year	era	w-l	app	gs	cq	sho	sv	ip	h	r	er	bb	so	2b	3b	hr	bf	bavg	wp	hbp	bk	sfa	sha
2024	99.00	0-0	1	0	0	0/0	0	0.0	2	2	2	2	0	0	0	0	4	1.000	1	0	0	0	0
TOTAL	99.00	0-0	1	0	0	0/0	0	0.0	2	2	2	2	0	0	0	0	4	1.000	1	0	0	0	0

GT BASEBALL CAREER STATS - AT GEORGIA TECH

Joshua Evans

Year	avg	gp-gs	ab	r	h	2b	3b	hr	rbi	tb	slg%	bb	hbp	so	gdp	ob%	sf	sh	sb-att	po	a	e	fld%
2025	.000	14-0	0	2	0	0	0	0	0	0	.000	0	0	0	0	.000	0	0	0-0	5	0	0	1.000
TOTAL	.000	14-0	0	2	0	0	0	0	0	0	.000	0	0	0	0	.000	0	0	0-0	5	0	0	1.000

Year	era	w-l	app	gs	cq	sho	sv	ip	h	r	er	bb	so	2b	3b	hr	bf	bavq	wp	hbp	bk	sfa	sha
2025	13.50	0-0	2	0	0	0/0	0	0.2	2	4	1	3	1	0	0	0	9	.400	1	1	0	0	0
TOTAL	13.50	0-0	2	0	0	0/0	0	0.2	2	4	1	3	1	0	0	0	9	.400	1	1	0	0	0

Caden Gaudette

Year	avg	gp-gs	ab	r	h	2b	3b	hr	rbi	tb	slg%	bb	hbp	so	gdp	ob%	sf	sh	sb-att	po	a	e	fld%
2024	.000	0-0	0	0	0	0	0	0	0	0	.000	0	0	0	0	.000	0	0	0-0	1	1	0	1.000
2025	.000	0-0	0	0	0	0	0	0	0	0	.000	0	0	0	0	.000	0	0	0-0	0	2	0	1.000
TOTAL	.000	0-0	0	0	0	0	0	0	0	0	.000	0	0	0	0	.000	0	0	0-0	1	3	0	1.000

Year	era	w-l	app	gs	cq	sho	sv	ip	h	r	er	bb	so	2b	3b	hr	bf	bavq	wp	hbp	bk	sfa	sha
2024	5.00	0-0	9	0	0	0/0	0	9.0	9	5	5	4	6	3	0	2	39	.273	1	1	0	0	1
2025	6.92	0-1	13	0	0	0/0	0	13.0	15	10	10	7	20	3	0	2	63	.294	0	2	0	2	1
TOTAL	6.14	0-1	22	0	0	0/0	0	22.0	24	15	15	11	26	6	0	4	102	.286	1	3	0	2	2

John Giesler

Year	avg	gp-gs	ab	r	h	2b	3b	hr	rbi	tb	slg%	bb	hbp	so	gdp	ob%	sf	sh	sb-att	po	a	e	fld%
2020	.250	3-0	4	0	1	0	0	0	0	1	.250	0	0	2	0	.250	0	0	0-0	0	2	0	1.000
2022	.323	22-6	31	6	10	1	0	1	8	14	.452	5	3	11	1	.450	1	0	0-0	20	0	0	1.000
2023	.333	47-41	156	34	52	13	2	8	37	93	.596	23	4	28	3	.422	4	0	3-3	234	24	6	.977
2024	.282	41-41	156	34	44	17	1	10	43	93	.596	20	5	37	8	.379	1	0	0-0	161	36	2	.990
2025	.261	24-20	69	18	18	2	0	2	11	26	.377	10	1	22	2	.358	1	0	0-0	106	5	1	.991
TOTAL	.300	137-108	416	92	125	33	3	21	99	227	.546	58	13	100	14	.397	7	0	3-3	521	67	9	.985

Alex Hernandez

Year	avg	gp-gs	ab	r	h	2b	3b	hr	rbi	tb	slg%	bb	hbp	so	gdp	ob%	sf	sh	sb-att	po	a	e	fld%
2025	.346	40-40	153	35	53	8	2	10	45	95	.621	28	1	33	4	.439	5	0	3-3	78	48	7	.947
TOTAL	.346	40-40	153	35	53	8	2	10	45	95	.621	28	1	33	4	.439	5	0	3-3	78	48	7	.947

Year	era	w-l	app	gs	cq	sho	sv	ip	h	r	er	bb	so	2b	3b	hr	bf	bavq	wp	hbp	bk	sfa	sha
2025	7.50	0-1	4	1	0	0/0	1	6.0	3	5	5	3	3	0	0	2	24	.150	0	1	0	0	0
TOTAL	7.50	0-1	4	1	0	0/0	1	6.0	3	5	5	3	3	0	0	2	24	.150	0	1	0	0	0

Ryan Johnson

Year	avg	gp-gs	ab	r	h	2b	3b	hr	rbi	tb	slg%	bb	hbp	so	gdp	ob%	sf	sh	sb-att	po	a	e	fld%
------	-----	-------	----	---	---	----	----	----	-----	----	------	----	-----	----	-----	-----	----	----	--------	----	---	---	------

Year	era	w-l	app	gs	cq	sho	sv	ip	h	r	er	bb	so	2b	3b	hr	bf	bavq	wp	hbp	bk	sfa	sha
2025	6.75	1-0	4	0	0	0/0	0	4.0	4	3	3	0	7	1	0	1	18	.250	1	2	0	0	0
TOTAL	6.75	1-0	4	0	0	0/0	0	4.0	4	3	3	0	7	1	0	1	18	.250	1	2	0	0	0

GT BASEBALL CAREER STATS - AT GEORGIA TECH

Brady Jones

Year	avg	gp-gs	ab	r	h	2b	3b	hr	rbi	tb	slg%	bb	hbp	so	gdp	ob%	sf	sh	sb-att	po	a	e	fld%
2025	.000	0-0	0	0	0	0	0	0	0	0	.000	0	0	0	0	.000	0	0	0-0	0	7	1	.875
TOTAL	.000	0-0	0	0	0	0	0	0	0	0	.000	0	0	0	0	.000	0	0	0-0	0	7	1	.875

Year	era	w-l	app	gs	cq	sho	sv	ip	h	r	er	bb	so	2b	3b	hr	bf	bavg	wp	hbp	bk	sfa	sha
2025	4.54	4-1	10	10	0	0/0	0	39.2	36	23	20	26	45	7	0	3	187	.243	2	9	0	2	2
TOTAL	4.54	4-1	10	10	0	0/0	0	39.2	36	23	20	26	45	7	0	3	187	.243	2	9	0	2	2

Carson Kerce

Year	avg	gp-gs	ab	r	h	2b	3b	hr	rbi	tb	slg%	bb	hbp	so	gdp	ob%	sf	sh	sb-att	po	a	e	fld%
2024	.282	50-35	131	27	37	5	0	2	25	48	.366	21	4	36	4	.392	2	6	2-2	27	74	5	.953
2025	.359	41-40	131	35	47	15	0	1	30	65	.496	23	3	21	2	.451	5	2	6-8	32	86	7	.944
TOTAL	.321	91-75	262	62	84	20	0	3	55	113	.431	44	7	57	6	.422	7	8	8-10	59	160	12	.948

Vahn Lackey

Year	avg	gp-gs	ab	r	h	2b	3b	hr	rbi	tb	slg%	bb	hbp	so	gdp	ob%	sf	sh	sb-att	po	a	e	fld%
2024	.214	36-26	84	14	18	2	0	4	15	32	.381	12	3	18	4	.330	1	3	1-1	237	18	3	.988
2025	.338	41-41	154	29	52	9	0	4	31	73	.474	15	8	28	3	.412	5	2	12-13	287	33	5	.985
TOTAL	.294	77-67	238	43	70	11	0	8	46	105	.441	27	11	46	7	.383	6	5	13-14	524	51	8	.986

Jake Lankie

Year	avg	gp-gs	ab	r	h	2b	3b	hr	rbi	tb	slg%	bb	hbp	so	gdp	ob%	sf	sh	sb-att	po	a	e	fld%
2025	.000	0-0	0	0	0	0	0	0	0	0	.000	0	0	0	0	.000	0	0	0-0	0	0	1	.000
TOTAL	.000	0-0	0	0	0	0	0	0	0	0	.000	0	0	0	0	.000	0	0	0-0	0	0	1	.000

Year	era	w-l	app	gs	cq	sho	sv	ip	h	r	er	bb	so	2b	3b	hr	bf	bavg	wp	hbp	bk	sfa	sha
2025	6.14	0-1	6	0	0	0/0	0	7.1	8	5	5	2	12	2	0	1	32	.286	0	1	0	1	0
TOTAL	6.14	0-1	6	0	0	0/0	0	7.1	8	5	5	2	12	2	0	1	32	.286	0	1	0	1	0

Kyle Lodise

Year	avg	gp-gs	ab	r	h	2b	3b	hr	rbi	tb	slg%	bb	hbp	so	gdp	ob%	sf	sh	sb-att	po	a	e	fld%
2025	.379	36-36	145	49	55	17	2	13	45	115	.793	24	6	31	2	.480	2	0	8-8	38	84	4	.968
TOTAL	.379	36-36	145	49	55	17	2	13	45	115	.793	24	6	31	2	.480	2	0	8-8	38	84	4	.968

Tate McKee

Year	avg	gp-gs	ab	r	h	2b	3b	hr	rbi	tb	slg%	bb	hbp	so	gdp	ob%	sf	sh	sb-att	po	a	e	fld%
2024	.000	0-0	0	0	0	0	0	0	0	0	.000	0	0	0	0	.000	0	0	0-0	2	6	0	1.000
2025	.000	0-0	0	0	0	0	0	0	0	0	.000	0	0	0	0	.000	0	0	0-0	2	9	1	.917
TOTAL	.000	0-0	0	0	0	0	0	0	0	0	.000	0	0	0	0	.000	0	0	0-0	4	15	1	.950

Year	era	w-l	app	gs	cq	sho	sv	ip	h	r	er	bb	so	2b	3b	hr	bf	bavg	wp	hbp	bk	sfa	sha
2024	7.28	4-5	18	8	0	0/1	1	47.0	47	39	38	28	61	12	2	9	219	.257	3	4	1	2	2
2025	3.46	5-1	10	10	0	0/0	0	52.0	46	28	20	19	59	8	2	4	221	.240	1	3	1	3	3
TOTAL	5.27	9-6	28	18	0	0/1	1	99.0	93	67	58	47	120	20	4	13	440	.248	4	7	2	5	5

GT BASEBALL CAREER STATS - AT GEORGIA TECH

Adam McKelvey

Year	avg	gp-gs	ab	r	h	2b	3b	hr	rbi	tb	slg%	bb	hbp	so	gdp	ob%	sf	sh	sb-att	po	a	e	fld%
2025	9.00	0-0	2	0	0	0/0	0	1.0	1	1	1	1	1	1	0	0	0	4	.333	0	0	0	0
TOTAL	9.00	0-0	2	0	0	0/0	0	1.0	1	1	1	1	1	1	0	0	0	4	.333	0	0	0	0

Cooper McMullen

Year	avg	gp-gs	ab	r	h	2b	3b	hr	rbi	tb	slg%	bb	hbp	so	gdp	ob%	sf	sh	sb-att	po	a	e	fld%
2025	.000	3-0	0	0	0	0	0	0	0	0	.000	0	0	0	0	.000	0	0	0-0	0	1	0	1.000
TOTAL	.000	3-0	0	0	0	0	0	0	0	0	.000	0	0	0	0	.000	0	0	0-0	0	1	0	1.000

Year	era	w-l	app	gs	cq	sho	sv	ip	h	r	er	bb	so	2b	3b	hr	bf	bavq	wp	hbp	bk	sfa	sha
2025	3.68	1-0	7	0	0	0/0	1	7.1	4	3	3	6	5	1	0	1	31	.174	0	1	0	0	1
TOTAL	3.68	1-0	7	0	0	0/0	1	7.1	4	3	3	6	5	1	0	1	31	.174	0	1	0	0	1

Thorpe Musci

Year	avg	gp-gs	ab	r	h	2b	3b	hr	rbi	tb	slg%	bb	hbp	so	gdp	ob%	sf	sh	sb-att	po	a	e	fld%
2025	27.00	0-0	1	0	0	0/0	0	0.2	1	2	2	1	1	0	0	1	4	.333	1	0	0	0	0
TOTAL	27.00	0-0	1	0	0	0/0	0	0.2	1	2	2	1	1	0	0	1	4	.333	1	0	0	0	0

Tyler Neises

Year	avg	gp-gs	ab	r	h	2b	3b	hr	rbi	tb	slg%	bb	hbp	so	gdp	ob%	sf	sh	sb-att	po	a	e	fld%
2024	.143	10-0	7	0	1	0	0	0	1	1	.143	1	0	4	0	.250	0	0	0-0	3	1	0	1.000
2025	.256	33-20	86	14	22	5	1	1	15	32	.372	15	2	19	3	.375	1	0	4-4	13	1	2	.875
TOTAL	.247	43-20	93	14	23	5	1	1	16	33	.355	16	2	23	3	.366	1	0	4-4	16	2	2	.900

Jaylen Paden

Year	avg	gp-gs	ab	r	h	2b	3b	hr	rbi	tb	slg%	bb	hbp	so	gdp	ob%	sf	sh	sb-att	po	a	e	fld%
2025	.000	0-0	0	0	0	0	0	0	0	0	.000	0	0	0	0	.000	0	0	0-0	1	3	0	1.000
TOTAL	.000	0-0	0	0	0	0	0	0	0	0	.000	0	0	0	0	.000	0	0	0-0	1	3	0	1.000

Year	era	w-l	app	gs	cq	sho	sv	ip	h	r	er	bb	so	2b	3b	hr	bf	bavq	wp	hbp	bk	sfa	sha
2025	2.05	4-1	9	1	0	0/0	1	22.0	18	5	5	15	30	2	0	0	98	.231	2	3	0	1	1
TOTAL	2.05	4-1	9	1	0	0/0	1	22.0	18	5	5	15	30	2	0	0	98	.231	2	3	0	1	1

Mason Patel

Year	avg	gp-gs	ab	r	h	2b	3b	hr	rbi	tb	slg%	bb	hbp	so	gdp	ob%	sf	sh	sb-att	po	a	e	fld%
2024	.000	0-0	0	0	0	0	0	0	0	0	.000	0	0	0	0	.000	0	0	0-0	3	4	0	1.000
2025	.000	0-0	0	0	0	0	0	0	0	0	.000	0	0	0	0	.000	0	0	0-0	2	6	0	1.000
TOTAL	.000	0-0	0	0	0	0	0	0	0	0	.000	0	0	0	0	.000	0	0	0-0	5	10	0	1.000

Year	era	w-l	app	gs	cq	sho	sv	ip	h	r	er	bb	so	2b	3b	hr	bf	bavq	wp	hbp	bk	sfa	sha
2024	8.25	2-3	14	5	0	0/0	0	36.0	54	33	33	16	32	9	0	6	175	.362	2	4	0	5	1
2025	2.44	8-1	13	0	0	0/0	3	44.1	30	14	12	8	40	6	1	5	172	.191	1	4	0	2	1
TOTAL	5.04	10-4	27	5	0	0/0	3	80.1	84	47	45	24	72	15	1	11	347	.275	3	8	0	7	2

GT BASEBALL CAREER STATS - AT GEORGIA TECH

Cole Royer

Year	avg	gp-gs	ab	r	h	2b	3b	hr	rbi	tb	slg%	bb	hbp	so	gdp	ob%	sf	sh	sb-att	po	a	e	fld%
2025	.000	0-0	0	0	0	0	0	0	0	0	.000	0	0	0	0	.000	0	0	0-0	1	0	0	1.000
TOTAL	.000	0-0	0	0	0	0	0	0	0	0	.000	0	0	0	0	.000	0	0	0-0	1	0	0	1.000

Year	era	w-l	app	gs	cq	sho	sv	ip	h	r	er	bb	so	2b	3b	hr	bf	bavg	wp	hbp	bk	sfa	sha
2025	6.75	1-0	8	0	0	0/0	0	6.2	11	5	5	5	9	2	0	0	37	.393	4	3	0	1	0
TOTAL	6.75	1-0	8	0	0	0/0	0	6.2	11	5	5	5	9	2	0	0	37	.393	4	3	0	1	0

Kent Schmidt

Year	avg	gp-gs	ab	r	h	2b	3b	hr	rbi	tb	slg%	bb	hbp	so	gdp	ob%	sf	sh	sb-att	po	a	e	fld%
2025	.415	21-21	82	26	34	11	0	2	26	51	.622	12	3	12	0	.485	4	0	4-4	147	3	0	1.000
TOTAL	.415	21-21	82	26	34	11	0	2	26	51	.622	12	3	12	0	.485	4	0	4-4	149	6	1	.994

Connor Shouse

Year	avg	gp-gs	ab	r	h	2b	3b	hr	rbi	tb	slg%	bb	hbp	so	gdp	ob%	sf	sh	sb-att	po	a	e	fld%
2025	.231	14-3	13	9	3	0	0	1	4	6	.462	3	3	2	0	.474	0	0	1-1	2	0	0	1.000
TOTAL	.231	14-3	13	9	3	0	0	1	4	6	.462	3	3	2	0	.474	0	0	1-1	2	0	0	1.000

Year	era	w-l	app	gs	cq	sho	sv	ip	h	r	er	bb	so	2b	3b	hr	bf	bavg	wp	hbp	bk	sfa	sha
2025	0.00	0-0	1	0	0	0/0	0	2.0	0	0	0	1	2	0	0	0	6	.000	0	0	0	0	0
TOTAL	0.00	0-0	1	0	0	0/0	0	2.0	0	0	0	1	2	0	0	0	6	.000	0	0	0	0	0

Caden Spivey

Year	avg	gp-gs	ab	r	h	2b	3b	hr	rbi	tb	slg%	bb	hbp	so	gdp	ob%	sf	sh	sb-att	po	a	e	fld%
2025	.000	0-0	0	0	0	0	0	0	0	0	.000	0	0	0	0	.000	0	0	0-0	0	2	0	1.000
TOTAL	.000	0-0	0	0	0	0	0	0	0	0	.000	0	0	0	0	.000	0	0	0-0	0	2	0	1.000

Year	era	w-l	app	gs	cq	sho	sv	ip	h	r	er	bb	so	2b	3b	hr	bf	bavg	wp	hbp	bk	sfa	sha
2025	4.05	2-1	10	5	0	0/0	0	26.2	26	13	12	17	24	3	1	1	122	.257	2	1	0	1	2
TOTAL	4.05	2-1	10	5	0	0/0	0	26.2	26	13	12	17	24	3	1	1	122	.257	2	1	0	1	2

Riley Stanford

















Year	avg	gp-gs	ab	r	h	2b	3b	hr	rbi	tb	slg%	bb	hbp	so	gdp	ob%	sf	sh	sb-att	po	a	e	fld%
2023	.200	2-0	5	1	1	0	0	0	0	1	.200	0	0	4	0	.200	0	0	0-0	0	0	0	.000
2024	.000	2-0	2	0	0	0	0	0	0	0	.000	0	0	1	0	.000	0	0	0-0	0	1	0	1.000
2025	.000	0-0	0	0	0	0	0	0	0	0	.000	0	0	0	0	.000	0	0	0-0	1	7	1	.889
TOTAL	.143	4-0	7	1	1	0	0	0	0	1	.143	0	0	5	0	.143	0	0	0-0	1	8	1	.900

Year	era	w-l	app	gs	cq	sho	sv	ip	h	r	er	bb	so	2b	3b	hr	bf	bavg	wp	hbp	bk	sfa	sha
2024	5.94	2-1	19	0	0	0/1	1	16.2	22	15	11	12	18	3	0	3	88	.319	1	5	0	0	2
2025	5.47	0-0	9	7	0	0/0	0	24.2	28	20	15	17	29	5	0	5	125	.295	0	10	0	0	3
TOTAL	5.66	2-1	28	7	0	0/1	1	41.1	50	35	26	29	47	8	0	8	213	.305	1	15	0	0	5

Sam Swygert

Year	avg	gp-gs	ab	r	h	2b	3b	hr	rbi	tb	slg%	bb	hbp	so	gdp	ob%	sf	sh	sb-att	po	a	e	fld%
2025	.000	0-0	0	0	0	0	0	0	0	0	.000	0	0	0	0	.000	0	0	0-0	0	2	1	.667
TOTAL	.000	0-0	0	0	0	0	0	0	0	0	.000	0	0	0	0	.000	0	0	0-0	0	2	1	.667

TV/RADIO ROSTER

**PARKER BROSIOUS**OF • R/L • 6-2 • 193 • Jr.
Suwanee, Ga. (Lambert HS)**KYLE LODISE**INF • R/R • 5-11 • 180 • Jr.
Brunswick, Ga. (Augusta)**CARSON KERCE**INF • R/R • 6-1 • 200 • Soph.
Marietta, Ga. (Pope HS)**ALEX HERNANDEZ**RHP/INF • R/R • 6-2 • 188 • Fr.
Cumming, Ga. (Forsyth Central)**COOPER MCMULLEN**RHP • R/R • 6-3 • 186 • Fr.
Bonaire, Ga. (Tattnall Square Academy)**CALEB DANIEL**UTL • L/R • 5-11 • 183 • Fr.
Cartersville, Ga. (Cartersville HS)**WILL BAKER**INF • L/R • 6-0 • 188 • Fr.
Upper Coomera, Queensland, Australia**DREW BURRESS**OF • R/R • 5-9 • 182 • Soph.
Houston County, Ga. (Houston Co. HS)**CONNOR SHOUSE**RHP/INF • R/R • 6-1 • 175 • Fr.
Jasper, Ga. (Pickens Co. HS)**KENT SCHMIDT**INF • L/R • 6-0 • 221 • Soph.
Marietta, Ga. (Georgia Southern)**SAM SWYGERT**RHP • R/R • 6-1 • 215 • 5th
Springfield, SC (The Citadel)**CAYDEN SHEFFIELD**OF • R/R • 6-1 • 184 • Fr.
Dallas, Ga. (North Paulding HS)**RILEY STANFORD**RHP • R/R • 6-4 • 236 • R-So.
Gainesville, Ga. (Buford HS)**ETHAN MURRAY**INF • R/R • 6-2 • 195 • Fr.
Buford, Ga. (Buford HS)**COLE ROYER**RHP • R/R • 6-5 • 185 • Fr.
Waynesville, Ga. (Pierce Co. HS)**NATHANAEL COUPET**C/OF • R/R • 5-11 • 205 • Soph.
Boynton Beach, Fl. (North Broward Prep)**CADEN SPIVEY**RHP • R/R • 6-2 • 195 • Jr.
Vidalia, Ga. (Notre Dame)**JOHN GIESLER**INF • R/R • 6-3 • 224 • 6th
Marietta, Ga. (Walton HS)**TATE MCKEE**RHP • R/R • 6-3 • 203 • Soph.
Kennesaw, Ga. (Mount Paran Christian)**JOSHUA EVANS**LHP • S/L • 6-3 • 187 • Fr.
Lawrenceville, Ga. (Peachtree Ridge HS)**VAHN LACKEY**C/INF • R/R • 6-1 • 213 • Soph.
Suwanee, Ga. (Collins Hill HS)**RYAN JOHNSON**RHP • R/R • 6-4 • 168 • Fr.
Dallas, Ga. (Cartersville HS)**BRETT DENBY**INF • R/R • 5-11 • 180 • Jr.
New Albany, Ind. (Jefferson HS)**JACKSON SOBEL**LHP • L/L • 6-2 • 186 • Soph.
Charleston, SC
(Oceanside Collegiate Academy)**MASON PATEL**RHP • R/R • 6-1 • 210 • 5th
Knoxville, Tenn. (Georgia State)**PORTER BURSEMA**RHP • R/R • 6-1 • 198 • Soph.
Woodstock, Ga. (Georgia Southern)**JACKSON BLAKELY**RHP • R/R • 6-0 • 211 • Fr.
Thomaston Ga. (Upson-Lee HS)**BRETT BARFIELD**LHP • L/L • 6-1 • 198 • Jr.
Cumming, Ga. (Florida State)**DREW ROGERS**C • R/R • 6-1 • 220 • Fr.
Tempe, Ariz. (Hamilton HS)**JAKE LANKIE**RHP • R/R • 6-2 • 200 • Soph.
Alpharetta, Ga. (Georgia)**THORPE MUSCI**RHP • R/R • 6-0 • 201 • Fr.
Lilburn, Ga. (Parkview HS)**CADEN GAUDETTE**RHP • R/R • 6-0 • 207 • R-So.
Alpharetta, Ga. (Milton HS)**CARSON BALLARD**RHP • R/R • 6-4 • 197 • Jr.
Alpharetta, Ga. (Wesleyan HS)**TYLER NEISES**UTL • L/R • 6-3 • 220 • Soph.
Dalton, Ga. (Dalton HS)**NATHAN WAUGH**C • R/R • 6-5 • 230 • 5th
Placentia, Calif. (Cornell)**JAYLEN PADEN**RHP • R/R • 5-10 • 195 • 5th
Atlanta, Ga. (Georgia Southern)**CONNOR CHICOLI**RHP • R/R • 6-3 • 185 • Fr.
Raleigh, NC (Pro5 Baseball Academy)**KAYDEN CAMPBELL**LHP • R/L • 6-2 • 205 • Jr.
Cincinnati, Ohio (Louisville)**ADAM MCKELVEY**LHP • L/L • 6-3 • 229 • Fr.
Roswell, Ga. (Roswell HS)**BRADY JONES**RHP • R/R • 6-0 • 204 • Jr.
Decatur, Ga. (Georgia State)