

# GEORGIA TECH®

130<sup>TH</sup> SEASON • 35 NCAA REGIONAL APPEARANCES • 3 COLLEGE WORLD SERIES APPEARANCES • 9 ACC CHAMPIONSHIPS

2025 Official Game Notes | RamblinWreck.com | Contact: Anthony Brandt • abrandt@athletics.gatech.edu • (817) 757-6979

## GEORGIA TECH BY THE NUMBERS

Overall Record.....	23-6
ACC Record.....	8-4
at Mac Nease Baseball Park.....	16-5
Road Games.....	7-1
Neutral Site Games.....	0-0
Streak.....	W1
Last 10.....	7-3

## 2025 SCHEDULE / RESULTS

Date	Opponent	Time/Result
2/14	OLD DOMINION	W, 3-2
2/15	OLD DOMINION	W, 7-3
2/16	OLD DOMINION	W, 7-4
2/18	GEORGIA SOUTHERN	W, 5-3
2/21	MARSHALL	W, 12-1 (7)
2/22	MARSHALL	L, 2-4
2/23	MARSHALL	W, 11-6
2/24	MARSHALL	L, 8-12
2/26	WEST GEORGIA	W, 16-7
2/28	WESTERN MICHIGAN	W, 16-4
3/1	WESTERN MICHIGAN	W, 14-1 (7)
3/2	WESTERN MICHIGAN	W, 13-3 (7)
3/4	KENNESAW STATE	W, 11-4
3/7	VIRGINIA TECH	W, 4-3
3/8	VIRGINIA TECH	L, 5-8
3/9	VIRGINIA TECH	W, 8-6
3/11	GEORGIA STATE	W, 4-2
3/14	PITTSBURGH	W, 10-1
3/15	PITTSBURGH	W, 11-1 (7)
3/16	PITTSBURGH	L, 10-12
3/18	GARDNER-WEBB	W, 14-6
3/21	NOTRE DAME	W, 18-7 (8)
3/22	NOTRE DAME	W, 9-5
3/23	NOTRE DAME	W, 10-2
3/25	KENNESAW STATE	W, 15-4 (7)
3/28	#3/6 CLEMSON	L, 7-9
3/29	#3/6 CLEMSON	W, 18-2 (7)
3/29	#3/6 CLEMSON	L, 3-4
4/1	MERCER	W, 21-5 (7)
4/4	STANFORD	9 pm
4/5	STANFORD	5 pm
4/6	STANFORD	4 pm
4/8	AUBURN	6 pm
4/11	CALIFORNIA	6 pm
4/12	CALIFORNIA	4 pm
4/13	CALIFORNIA	1 pm
4/15	GEORGIA*	7 pm
4/18	MIAMI	8 pm
4/19	MIAMI	4 pm
4/20	MIAMI	1 pm
4/22	AUBURN	7 pm
4/25	VIRGINIA	6 pm
4/26	VIRGINIA	4 pm
4/27	VIRGINIA	1 pm
5/2	WESTERN CAROLINA	6 pm
5/3	WESTERN CAROLINA	4 pm
5/4	WESTERN CAROLINA	1 pm
5/6	GEORGIA SOUTHERN	6 pm
5/7	MERCER	6 pm
5/9	LOUISVILLE	6 pm
5/10	LOUISVILLE	4 pm
5/11	LOUISVILLE	1 pm
5/15	DUKE	6 pm
5/16	DUKE	6 pm
5/17	DUKE	6 pm

5/20 ACC TOURNAMENT DURHAM N.C.

\* Game held at Truist Park  
Home games in Gold

## WEEKEND 8: #22/25 GEORGIA TECH at STANFORD



### #22/25 GEORGIA TECH YELLOW JACKETS

Overall Record.....	23-6, 8-4 ACC
Ranking .....	#22 (PG & USA Today), #25 (D1)
Head Coach .....	Danny Hall
Career Record .....	1,434-780-1 (38th season)
Record at GT .....	1,226-663-1 (32nd season)
Record Last Week.....	1-2 vs #3 CU / 1-0 vs Mercer

### STANFORD CARDINAL

Overall Record.....	17-9 (5-7 ACC)
Ranking .....	
Head Coach .....	David Esquer
Career Record .....	790-601-2 (26th season)
Record at Stanford.....	265-134 (8th season)
Record Last Week.....	0-3 at UVA / 1-0 vs Santa Clara

### MATCHUPS AT A GLANCE

GT	OFFENSE	Stanford	GT	PITCHING/DEFENSE	Stanford
.339.....	Batting.....	.309	4.08.....	ERA.....	5.75
.586.....	Slugging.....	.493	245.0.....	IP.....	228.1
.446.....	On-Base Pct.....	.390	0.....	CGs.....	0
89.....	Doubles.....	42	6.....	Saves.....	6
7.....	Triples.....	6	298/112.....	K/BB.....	231/102
47.....	Home Runs.....	37	.236.....	OBA.....	.267
177.....	Walks.....	94	28.....	Errors.....	20
57/63.....	SB/SBA.....	8/21	14.....	Double Plays.....	22

### PROBABLE PITCHERS

Friday	Saturday	Sunday
 <p><b>Tate McKee</b> #22   Soph.   4-0 35.1 IP   3.31 ERA 45 Ks   1.19 WHIP</p>	 <p><b>Brady Jones</b> #99   Jr.   3-0 23.1 IP   3.47 ERA 32 Ks   1.67 WHIP</p>	 <p><b>TBA</b> "Patience is bitter, but its fruit is sweet" - Aristotle</p>

### TOP STORYLINES

- The Jackets are 23-6 for the first time in 14 seasons (2011) and are ranked in Perfect Game (No. 22) and D1 Baseball (No. 25) for the second week in a row – first time since 2022.
- Tech has won eight of their first 12 ACC games, the best start to a conference season since 2013.
- GT lost its first ACC series of the season over the weekend, dropping two of three to No. 3 Clemson despite outscoring the Tigers 28-15. The Jackets achieved that run differential after an 18-2 (7) victory in the 2nd game, the largest against Clemson since a 22-4 beat down on April 16, 2006.
- That 18-2 victory featured a 10-run fourth inning with four home runs - the most runs scored in a single inning of an ACC game since hanging 12 runs on Duke back in 2018.
- The Jacket bats stayed hot in the midweek, going off for a season-high 21 runs in a 21-5 (7 innings) victory over Mercer, the most runs Tech has ever scored against Mercer in a series that spans over 177 games since 1897.
- Head Coach Danny Hall is one of the Top 10 winningest coaches in Division I history – 1,434 wins – 2nd most among active coaches - behind only South Carolina's Paul Mainieri
- Georgia Tech has replaced Texas as the only program in Division I with two head coaches in the Top 10 for career wins – also Jim Morris (5th – 1,594 – at Tech from 1982-93)
- Tech is led by reigning National Freshman of the Year, **Drew Burress**. He leads all of DI with a .804 career slugging % – the only player in Division I with a career slug & above .735.
- The Houston Co. product became the fastest Jacket in program history to reach 30 career home runs – doing so in just 73 games, a full 20 games faster than the previous record holder, 1st round draft pick, Kevin Parada
- GT leads the nation in doubles (89) and doubles per game (3.07) – the program record is 2.51, set in the 1987 season.
- The Tech offense has been the best in the ACC this year, leading the conference in batting average (.338), OBP (.441), slugging % (.582), hits (334), runs (292) and doubles (89).
- **Drew Burress** leads all Power 4 players with 16 doubles (2nd overall). The Jackets are the only team in Division I with 4 players at 11+ doubles, led by **Burress** (16) along with **Kyle Lodise** (15), **Carson Kerce** (12) & **Kent Schmidt** (11) with freshman **Caleb Daniel** knocking on the door, with 10.
- **Kyle Lodise** is sixth in the nation and tied for 2nd among Power 4 players (behind only Burress) with 15 doubles.
- **Lodise** is the only player in the nation to be ranked in the Top 20 in both doubles (6th – 15) and home runs (14th – 12)
- The pitching staff is boasting 10.95 K/nine innings – nearly a 2 K/9 improvement to last year (9.2) & the 10th best rate in the nation. Tech has never average more than 10.00 K/9 over a full season in program history - record 10.00 in '98.
- That early bullpen success has been led by **Mason Patel** who became the first Jacket pitcher this century to win each of his first six appearances in a season (7-1 currently)
- **Patel** leads the nation with seven wins and is 2nd in 0.68 WHIP, 6th in hits/9 (4.54) and 12th in ERA (1.60).
- Freshman **Alex Hernandez** is the only undergraduate Power 4 player with a save and 8+ home runs this season.
- He leads all Power 4 freshman in RBI (39) and is 2nd among freshman in HR (9).
- Tech is 1st in the nation in doubles (89), 3rd in avg. (.338), 6th in OPS (1.027), 5th in hits (334) & 6th in runs (292).

**2025 QUICK FACTS**
**GENERAL INFORMATION**

**School**..... Georgia Institute of Technology (Georgia Tech)  
**Location**..... Atlanta, Ga.  
**Enrollment**..... 45,295  
**Founded**..... 1885  
**Nickname**..... Yellow Jackets, Ramblin' Wreck  
**Mascot**..... "Buzz" the Yellow Jacket  
**Official Colors**..... Tech Gold and White  
**Conference**..... Atlantic Coast Conference (ACC)  
**President**..... Dr. Angel Cabrera  
**Faculty Athletic Representative**..... Dr. Jenna Jordan  
**Director of Athletics**..... J Batt  
**Website**..... www.RamblinWreck.com

**BASEBALL STAFF**

**Head Coach**..... Danny Hall (32nd season)  
 Alma Mater, Year..... Miami-Ohio, 1977  
**Associate Head Coach / Recruiting** - James Ramsey (7th year)  
 Alma Mater, Year..... Florida State, 2012  
**Assistant Coach/Pitching**..... Matt Taylor (2nd year)  
 Alma Mater, Year..... Columbus State, 2017  
**Assistant Coach/Catchers**..... Josh Schulman (1st year)  
 Alma Mater, Year..... Rochester, 2015 & Texas A&M, 2017  
**Director of Baseball Operations**..... Scott Stricklin  
**Strength and Conditioning**..... Steve Tamborra  
**Athletic Trainer**..... Paul Wolkoff  
**Equipment Manager**..... Bill Shackelford

**HISTORICAL INFORMATION**

**Record Since 1895**.....2,662-1,709-27 (.608)  
**Record at Mac Nease Baseball Park (since 1985)**.....1,046-345-1 (.752)  
**ACC Regular Season Record (since 1980)**.....616-455-2 (.575)  
**ACC Regular Season Championships (Divisional)**.....9  
 1987, 1993, 1997, 2000, 2004, 2005, (2011, 2019, 2021)  
**ACC Tournament Appearances**.....43  
**ACC Tournament Record**.....83-69 (.546)  
**ACC Tournament Championships**.....9  
 1985, 1986, 1987, 1988, 2000, 2003, 2005, 2012, 2014  
**NCAA Tournament Appearances**.....35  
 1959, 1971, 1985, 1986, 1987, 1988, 1989, 1990, 1991,  
 1992, 1993, 1994, 1995, 1996, 1997, 1998, 2000, 2001,  
 2002, 2003, 2004, 2005, 2006, 2008, 2009, 2010, 2011,  
 2012, 2013, 2014, 2016, 2019, 2021, 2022, 2024  
**NCAA Tournament Record**.....79-71 (.527)  
**NCAA Super Regional Appearances**.....5  
 2000, 2002, 2004, 2005, 2006  
**College World Series Appearances**.....3  
 1994 (2nd), 2002 (T-5th), 2006 (T-7th)  
**College World Series Record**.....4-5 (.444)

**STADIUM INFORMATION**

**Name**..... Mac Nease Baseball Park at Russ Chandler Stadium  
**Year Opened**..... 1985  
**Last Renovated**.....2020-21  
**Capacity**.....3,194  
**Dimensions**.....329-382-390-350-334  
**Fence Height**.....10 feet  
**Address**.....Fowler Street & Fifth Street, Atlanta, Ga. 30332

**2025 TEAM INFORMATION**

**Lettermen Returning**.....15  
**Starting Position Player**.....4  
**Starting Pitchers**.....2  
**Newcomers**.....29

**2024 YEAR IN REVIEW**

**Overall Record**.....33-25  
**ACC Record**.....15-15  
**ACC Finish**.....Fourth - Coastal  
**ACC Tournament**.....0-2  
**Final Ranking**.....N/A

NO.	NAME	POS.	YR	B/T	HT	WT	HOMETOWN/LAST SCHOOL
1	Parker Brosius	OF	JR	R/L	6'1"	193	Suwanee, GA. (Lambert HS)
2	Kyle Lodise	INF	JR	R/R	5'11"	180	Brunswick, GA. (Augusta)
3	Carson Kerce	INF	Soph.	R/R	5'11"	200	Marietta, GA. (Pope HS)
4	Alex Hernandez	RHP/INF	FR	R/R	6'2"	188	Cumming, GA. (Forsyth Central HS)
5	Cooper McMullen	RHP/OF	FR	R/R	6'3"	186	Bonaire, GA. (Tattnall Square Academy)
6	Caleb Daniel	C/UTL	FR	L/R	5'11"	183	Cartersville, GA. (Cartersville HS)
7	William Baker	INF/UTL	FR	L/R	6'0"	188	Upper Coomera, Queensland Australia
8	Drew Burress	OF	Soph.	R/R	5'9"	182	Houston County, GA. (Houston County HS)
9	Connor Shouse	RHP/INF	FR	R/R	6'1"	175	Jasper, GA. (Pickens County HS)
10	Kent Schmidt	INF	Soph.	L/R	6'0"	221	Marietta, GA. (Georgia Southern)
12	Sam Swygert	RHP	5th	R/R	6'1"	215	Springfield, SC (The Citadel)
14	Cayden Sheffield	C/OF	FR	R/R	6'1"	184	Dallas, GA. (North Paulding HS)
15	Riley Stanford	RHP/OF	JR	R/R	6'4"	236	Gainesville, GA. (Buford HS)
16	Ethan Murray	INF	FR	R/R	6'2"	195	Buford, GA. (Buford HS)
18	Cole Royer	RHP	FR	R/R	6'5"	185	Waynesville, GA. (Pierce County HS)
19	Nathanael Coupet	C/OF	Soph.	R/R	5'11"	205	Boynton Beach, FL (North Broward Prep)
20	Caden Spivey	RHP	JR	R/R	6'2"	195	Vidalia, GA. (Notre Dame)
21	John Giesler	INF	6th	R/R	6'3"	224	Marietta, GA. (Walton HS)
22	Tate McKee	RHP	Soph.	R/R	6'3"	203	Kennesaw, GA. (Mount Paran Christian)
24	Joshua Evans	LHP/OF	FR	S/L	6'3"	187	Lawrenceville, GA. (Peachtree Ridge HS)
25	Vahn Lackey	C/INF	Soph.	R/R	6'1"	213	Suwanee, GA. (Collins Hill HS)
26	Ryan Johnson	RHP	FR	R/R	6'4"	168	Dallas, GA. (Cartersville HS)
27	Brett Denby	INF	Soph.	R/R	5'11"	170	New Albany, IN (Jefferson HS)
28	Jackson Sobel	LHP	Soph.	L/L	6'2"	186	Charleston, SC (Oceanside Collegiate Academy)
29	Mason Patel	RHP	5th	R/R	6'1"	210	Knoxville, TN Georgia State)
30	Porter Buursema	RHP	Soph.	R/R	6'1"	195	Woodstock, GA. (Georgia Southern)
31	Jackson Blakely	RHP	FR	R/R	6'0"	211	Thomaston GA. (Upson-Lee HS)
32	Brett Barfield	LHP	JR	L/L	6'1"	198	Cumming, GA. (Florida State)
34	Drew Rogers	C/INF	FR	R/R	6'1"	220	Tempe, AZ (Hamilton HS)
35	Jake Lankie	RHP	Soph.	R/R	6'2"	200	Alpharetta, GA. (Georgia)
36	Thorpe Musci	RHP	FR	R/R	6'0"	201	Lilburn, GA. (Parkview HS)
37	Caden Gaudette	RHP R-Soph.	R/R	R/R	6'0"	207	Alpharetta, GA. (Milton HS)
38	Carson Ballard	RHP	JR	R/R	6'4"	197	Alpharetta, GA. (Wesleyan HS)
39	Tyler Neises	INF/OF	Soph.	L/R	6'3"	220	Dalton, GA. (Dalton HS)
40	Nathan Waugh	C	5th	R/R	6'5"	230	Placentia, Calif. (Cornell)
42	Jaylen Paden	RHP	5th	R/R	5'10"	195	Atlanta, GA. (Georgia Southern)
45	Connor Chicoli	RHP	FR	R/R	6'3"	185	Raleigh, NC (Pro5 Baseball Academy)
49	Kayden Campbell	LHP	JR	R/L	6'2"	205	Cincinnati, OH (Louisville)
55	Adam McKelvey	LHP	FR	L/L	6'3"	229	Roswell, GA. (Roswell HS)
99	Brady Jones	RHP	JR	R/R	6'0"	204	Decatur, GA. (Georgia State)

**Coaching Staff**

**Head Coach** – Danny Hall (32nd season)  
**Associate Head Coach/Recruiting Coordinator** – James Ramsey (7th season)  
**Assistant Coach** – Josh Schulman (1st season)  
**Assistant Coach /Pitching** – Matt Taylor (2nd Season)  
**Director of Pitching** - Jason Richman (2nd Season)  
**Director of Operations** - Scott Stricklin (1st season)  
**Player Development Coach** - Steve Tamborra (25th season)  
**Athletic Trainer** - Paul Wolkoff (16th season)

**PRO-NUN-SEE-AY-SHUN GUIDE**

Parker Brosius..... BRO-zhus  
 Kyle Lodise.....LOW-deese  
 Carson Kerce..... like "Curse"  
 Nathanael Coupet..... coo-PAY  
 John Giesler..... GEESE-ler  
 Vahn Lackey..... Vaughn  
 Thorpe Musci..... like "Musky"  
 Tyler Neises.....NICE-sis  
 Nathan Waugh..... WAH  
 Jaylen Paden.....PAY-din  
 Connor Chicoli..... chick-COLE-ee  
 Adam McKelvey.....mick-KEL-vee  
 Josh Schulman..... SHOOL-man

**RECRUITING SUCCESS**

- Tech has now signed top-5 classes in four of the last six years, top-10 classes in five of the last six years, and six-straight top-20 Perfect Game recruiting classes, leading the Atlantic Coast Conference in all categories.

- The 2024 freshman class was rated No. 2 in the nation and features three players ranked in PG's National top-100: Drew Rogers (No. 23 prospect / No. 3 Catcher), Connor Shouse (No. 83 prospect / No. 22 SS) and Alex Hernandez (No. 96 prospect / No. 8 3B).

- This class also contains one draft pick from the 2024 MLB draft who chose to come to GT instead (Cole Royer – drafted in the 20th round (601st overall) by the New York Yankees).

**JACKETS FROM 2024 NO. 2 RECRUITING CLASS**

Name	Hometown	Position	PG National Ranking
Will Baker	Upper Coomera, Queensland, Australia	INF	---
Jackson Blakely	Thomaston, Ga.	RHP	---
Connor Chicoli	Raleigh N.C.	RHP	342
Caleb Daniel	Cartersville, Ga.	UTL	187
Joshua Evans	Lawrenceville, Ga.	LHP	256
Alex Hernandez	Cumming, Ga.	RHP/INF	96
Ryan Johnson	Dallas, Ga.	RHP	462
Adam McKelvey	Roswell, Ga.	LHP	---
Cooper McMullen	Bonaire, Ga.	RHP/OF	364
Ethan Murray	Buford, Ga.	INF	282
Thorpe Musci	Lilburn, Ga.	RHP	223
Drew Rogers	Tempe, Ariz.	C	23
Cole Royer	Waynesville, Ga.	RHP	302
Cayden Sheffield	Dallas, Ga.	OF	262
Connor Shouse	Jasper, Ga.	RHP/INF	83

**JACKETS FROM 2023 NO. 5 RECRUITING CLASS**

Name	Hometown	Position
Drew Burress	Houston County, Ga.	OF
Nathanael Coupet	Boynton Beach, Fla.	C
Brett Denby	New Albany, Ind.	INF
Carson Kerce	Marietta, Ga.	INF
Vahn Lackey	Suwanee, Ga.	C
Tate McKee	Kennesaw, Ga.	RHP
Tyler Neises	Dalton, Ga.	INF
Jackson Sobel	Charleston, S.C.	LHP

**JACKETS FROM 2022 NO. 3 RECRUITING CLASS**

Name	Hometown	Position
Parker Brosius	Suwanee, Ga.	OF
Riley Stanford	Gainesville, Ga.	OF/RHP
Caden Gaudette	Alpharetta, Ga.	RHP
Carson Ballard	Alpharetta, Ga.	RHP

**JACKETS FROM 2020 NO. 4 RECRUITING CLASS**

Name	Hometown	Position
John Giesler	Marietta, Ga.	INF

**CARDIAC JACKETS**

- Georgia Tech baseball has been in for exciting baseball since 2019, posting a 33-20 record in one-run games.

- Since 2002, Tech has posted a nearly 60-percent win percentage in one-run games (.585).

**GT BASEBALL RECORD IN 1-RUN GAMES - SINCE 2002**

Year	Record	Pct.
2025	2-1	.667
2024	4-3	.571
2023	4-6	.400
2022	6-3	.667
2021	8-4	.667
2020	2-2	.500
2019	10-5	.667
2018	4-5	.444
2017	3-9	.250
2016	8-5	.615
2015	9-3	.750
2014	8-10	.444
2013	8-6	.571
2012	9-7	.563
2011	5-5	.500
2010	5-2	.714
2009	7-3	.700
2008	9-4	.692
2007	5-5	.500
2006	9-6	.600
2005	9-9	.500
2004	10-5	.667
2003	7-4	.636
2002	10-3	.769
<b>TOTAL</b>	<b>159-113</b>	<b>.585</b>

- The Cardiac Jackets wasted no time returning for 2025, winning opening day by one run, 3-2, after scoring the go-ahead run in the bottom of the eighth after an infield grounder from **Nathan Waugh** gave just enough time for **Drew Burress** to come sliding home from third, despite a 5-man infield from ODU.

- In the 2nd game, Tech fell behind, 3-0 before recording an out, only for the bullpen to come in and pitch 9.0 innings of scoreless ball, striking out a season high 16 and only allowing three base hits. The bullpen kept the game, 3-0, until the bottom of the ninth, when Tech exploded for seven runs, the most scored in a ninth inning in a decade of GT baseball.

- That 7-run 9th inning began with a 5-pitch walk by **Nathan Waugh** before **Vahn Lackey** delivered his 2nd hit of the game to put runners at 1st and 2nd. **Alex Hernandez** drew a walk on 4 pitches to load the bases for **Tyler Neises** who connected on an 0-1 pitch, driving it into left for a single and cutting the deficit to one run, 3-2. **Will Baker** reached on an error when his sacrifice bunt was mishandled by the ODU pitcher, loading the bases for **Kyle Lodise** who took his second walk of the day to score Hernandez and tie the game. The very next batter was **Drew Burress** and he made no mistake, smashing a 1-0 pitch over the wall in right for the walk-off opposite field walk-off grand slam.

- The Jackets began ACC play with a pair of ninth-inning rallies to take two of three at Virginia Tech. On Friday, GT had been trailing, 2-3, since the fifth inning but **Carson Kerce** and **Kyle Lodise** led off the inning with walks before being brought home off

singles from **Kent Schmidt** and **Alex Hernandez**, before **Patel** slammed the door in the bottom of the inning to earn the 4-3 win.

- In the series finale, Tech entered the 9th tied, 6-6 and had not scored since the 3rd. **John Giesler** led off the inning with a four-pitch walk, followed by a 5-pitch walk from **Parker Brosius**. It was freshman **Caleb Daniel** who came through in the clutch, launching a ground-rule double to put GT ahead, 7-6. **Carson Kerce** would drive home **Brosius** on a SAC fly to add the insurance run before the combination of **Brett Barfield** and **Cooper McMullen** shut down the VT bats for the victory and the 1st career save for **McMullen**.

- This year, GT has come from behind in 10 of its 23 wins.

**IT STARTS AT HOME...**

- Since 1985, Tech has won a whopping .752 percent of its games at home (1,045-335-1).

- In 31 home games in 2024, Tech has hit .339 with 75 doubles, five triples and 61 home runs for 279 RBI.

- Since 2002, Tech has only hit below .300 at home in two full seasons – 2017 and 2021.

- So far in 2025, the Jackets are 16-5 with a .350 average. 70 doubles, three triples and 35 HR for 200 RBI.

**DANNY HALL - A LIVING LEGEND**

- ABCA Hall of Famer **Danny Hall** joined the Top-10 winningest Division I coaches in history on March 15, when Tech defeated Pitt, 11-1 (7) - his 1,427th win.

- He became the 11th NCAA Division I coach all-time to reach the 1,400 career win mark on April 14 when Tech defeated then-No. 16 Virginia Tech, 11-7.

- In addition to his career-win milestone, Coach Hall also reached the 1,200 wins at Georgia Tech after defeating No. 9 Duke on May 12, 2024.

- He currently has 1,432 career wins – the 2nd most among active NCAA head coaches after South Carolina hired Paul Mainieri (1,522 career wins) this season.

- Hall is 10 wins away from tying Chuck Hartman (1,444 at High Point/Virginia Tech 1959-2006) for the 9th most in Division I history.

- Tech replaced Texas as the only program in Division I with 2 coaches in the all-time top-10 - Jim Morris coached at GT from 1982-93.

**ALL-TIME WINNINGEST COACHES -- DIVISION I**

Rk.	Coach	Wins
1.	Mike Martin	2,029
2.	Augie Garrido	1,975
3.	Gene Stephenson	1,768
4.	Mark Marquess	1,627
5.	<i>Jim Morris</i>	<i>1,594</i>
6.	Paul Mainieri *	1,522
7.	Larry Hays	1,508
8.	Mike Fox	1,487
9.	Chuck Hartman	1,444
<b>10.</b>	<b>Danny Hall*</b>	<b>1,434</b>

*\*Actively coaching*

*\*\*Italics indicates they coached at GT*



**OFFENSE**
**Returning Starters**

• Georgia Tech baseball returns four bats from the starting lineup of the 2024 Athens Regional Final: Drew Burress, John Giesler, Parker Brosius and Vahn Lackey.

• 2024 National Freshman of the Year (D1 Baseball/Perfect Game) and National Freshman Hitter of the Year (NCBWA) Drew Burress returns for his sophomore season after delivering one of the greatest freshman seasons in college baseball history last year.

• Burress led Georgia Tech in a myriad of categories last year, including average (.381), home runs (25) and RBI (67), becoming the 12th Yellow Jacket to win Tech's triple crown.

• He set the Georgia Tech record for most assists by an outfielder, gunning down 10 base-runners from center field while also setting the program record with four home runs in a single game, against Georgia State (Feb. 27, 2024).

• His .821 slugging percentage from last season gives him the highest career slugging percentage in program history, with a minimum of 200 at bats in White & Gold. It was the 4th highest slugging percentage in a single season by a Yellow Jacket, the best since 1926 and the first .800+ slugging season in 45 years (Tommy Thompson (.811) – 1979).

**HIGHEST SLUG % - SINGLE SEASON - GT HISTORY**

Name	TB-AB	Slugging %	Season
1. Tom Angley	93-100	.930	1926
2. Bobby Reeves	97-109	.890	1926
3. Doug Wycoff	81-98	.827	1926
<b>4. Drew Burress</b>	<b>179-218</b>	<b>.821</b>	<b>2024</b>
5. Tom Angley	68-83	.819	1925
6. Tommy Thompson	103-127	.811	1979
7. Jason Varitek	182-228	.798	1993
8. <i>Nomar Garciaparra</i>	<i>213-274</i>	<i>.777</i>	<i>1994</i>
9. <i>Mark Teixeira</i>	<i>186-241</i>	<i>.772</i>	<i>2000</i>
10. Riccardo Ingram	179-237	.755	1987

*\*Italics indicates coached by Danny Hall*

**DOUBLE TROUBLE**

• Georgia Tech first led the nation in doubles at the start of March (March 2nd) & has been in the Top 3 ever since.

Rank	Team	Conference	Doubles
<b>1.</b>	<b>Georgia Tech</b>	<b>ACC</b>	<b>89</b>
2.	Richmond	Atlantic 10	81
3.	Western Ky.	C-USA	77
4.	Virginia Tech	ACC	77
5.	LSU	SEC	73
6.	Arizona State	Big 12	73
7.	New Mexico	Mountain West	71
8.	Cal. Poly	Big West	70
8.	McNeese	Southland	70
9.	Fairfield	MAAC	69
9.	Maryland	Big Ten	69
9.	Wake Forest	ACC	69
9.	Winthrop	Big South	69

• The Jackets are the only program in the nation with four players at 11+ doubles this year

Team	Players	11+ 2B
<b>Georgia Tech</b>	<b>Drew Burress (16), Kyle Lodise (15), Carson Kerce (12) &amp; Kent Schmidt (11)</b>	<b>4</b>
Western Ky.	Carlos Vasquez (13), Ryan Wideman (12) & Ethan Lizama (11)	3
Kent State	Hayden Jatczak (14), Jacob Casey (11)	2
Murray State	Jonathan Hogart (16), Luke Mistone (13)	2
Pitt	Luke Cantwell (14), Ryan Zuckerman (12)	2
Richmond	Jack Arcamone (16), Jordan Jaffe (14)	2
South Alabama	Brennan Holt (11), Kyle Morrison (11)	2
Utah Valley	Dominic Longo II (13), Jayden Smith (11)	2
Missouri St.	Taeg Gollert (12), Nick Rodriguez (12)	2
UTSA	Mason Lytle (13), Drew Dettelsen (11)	2
Wofford	Tyler Hare (11), Ryan Wynn (11)	2

• So far in 2025, the Georgia Tech offense is the best in the ACC and one of the very best in the country.

**GEORGIA TECH — 2025 NAT'L/ACC RANKS**

Category	No.	D1 Rank	ACC Rank
Doubles	89	1st	1st
Doubles per game	3.07	1st	1st
SAC Flys	25	2nd	2nd
Batting Average	.338	3rd	1st
On-Base %	.441	5th	1st
Hits	334	5th	1st
Slugging %	.582	6th	1st
Runs	292	6th	1st
Walks	177	18th	4th
Home Runs	47	22nd	3rd

• Last season, Tech continued its legacy of powerful offense, finishing at or near the top of the ACC in a multitude of categories

**GEORGIA TECH — 2024 NAT'L/ACC RANKS**

Category	No.	D1 Rank	ACC Rank
Base on Balls	360	10th	3rd
On-Base Percentage	.420	17th	2nd
Batting Average	.305	29th	6th
Slugging Percentage	.516	30th	7th

• In 2023, Tech finished in the Top 15 in 5 offensive categories.

**GEORGIA TECH — 2023 FINAL NAT'L/ACC RANKS**

Category	No.	D1 Rank	ACC Rank
Doubles/Game	2.49	3rd	2nd
Average	.323	4th	2nd
Doubles	142	10th	2nd
Slugging percentage	.538	11th	1st
On-base percentage	.416	15th	3rd

• The last 4 years have seen GT's offense become its calling card.

**GEORGIA TECH — 2022 FINAL NAT'L/ACC RANKS**

Category	No.	D1 Rank	ACC Rank
Runs per game	9.4	3rd	1st
Average	.327	1st	1st
On-base percentage	.419	6th	2nd
Slugging percentage	.551	5th	2nd
Home runs	115	10th	3rd

• In 2023, Tech also set the program record for most triples in a single game on Feb. 17 vs. Miami (Ohio) with four.

• Tech also tied the program record for most doubles in a single game on March 14 vs. No. 18 Auburn with eight — hitting six in the third inning alone.

• Tech looked true to form in again being one of the top powerhouse offenses in the ACC on Opening Weekend last year, setting the school record for runs scored on Opening Day (21).

• Part of the season-opening onslaught was seven home runs for Tech, the most in a single game since 2009.

**FRESH BATS**

• The Jackets return eight bats in total from last year's squad: Brosius, Kerce, Burress, Coupet, Giesler, Lackey, Denby and Neises.

• Tech brings in 10 new faces to the lineup, three transfers and seven freshmen.

• The three transfers: Kyle Lodise, Kent Schmidt and Nathan Waugh will all be looked to as key contributors this year, playing all throughout the GT infield.

• **Kyle Lodise:** Junior shortstop. Started 98 games at Augusta University (Division II). Led his team with a 1.191 OPS last season.

• **Kent Schmidt:** Sophomore 1B. Started 56 games for Georgia Southern last year. Led the team in doubles (16) and walks (40).

• **Nathan Waugh:** Graduate Catcher/DH. 98 career games played at Cornell the last three seasons. Holds Cornell record with a 42-game on-base streak (which ended at 50 games) dating back to the 2023 season after reaching base in all 38 of Cornell's games last season.

• The seven freshmen will be looking to break into the GT lineup this year and continue the great legacy of success at the dish.

• Five of the freshmen hitters come from the state of Georgia with the only two exceptions being Drew Rogers (Tempe, Ariz) and Will Baker (Upper Coomera, Queensland, Australia).

• Six of the seven freshman hitters are ranked in the Top 300 nationally according to Perfect Game

Name	Hometown	PG State Ranking	PG National Ranking
Will Baker	Upper Coomera, Queensland, Australia	---	---
Caleb Daniel	Cartersville, Ga.	20	187
Alex Hernandez	Cumming, Ga.	12	96
Ethan Murray	Buford, Ga.	32	282
Drew Rogers	Tempe, Ariz.	2	23
Cayden Sheffield	Dallas, Ga.	30	262
Connor Shouse	Jasper, Ga.	9	83

## OFFENSE

## STREAKS

• The Jackets hold a number of hitting streaks heading into this weekend. The following players are either currently on or have had their career-long hitting streak in 2025

## Active Hitting Streaks - GT Baseball

Name	Hit Streak	Since	Longest
Kent Schmidt	15 games	Feb. 23	Same
Drew Burress	7 games	March 22	12
Carson Kerce	4 games	March 28	7
Tyler Neises	3 games	March 23	6
Parker Brosius	3 games	March 29	6

## Active On-Base Streaks - GT Baseball

Name	On Base Streak	Since	Longest
Drew Burress	47 games	April 28, 2024	Same
Kyle Lodise	41 games*	April 6, 2024	Same
Kent Schmidt	29 games*	May 14, 2024	Same
Carson Kerce	20 games	Feb. 28	Same
Parker Brosius	5 games	March 25	13
Tyler Neises	4 games	March 23	14

\*partially done before transferring to GT

• Burress, Lodise, and Schmidt have reached base safely in every game they've played this season.

## MIDWEEK Highlights - The Bats - GT 21 - Mercer 5

• The Jackets scored 21 runs against Mercer, the most ever achieved against the in-state rival in series history – a 177 game series that dates back to 1897.

• In its last three games, Georgia Tech has had innings with 10 runs (vs. #3 Clemson), nine runs (6th inning today) and 8 runs (1st inning today).

• Tech is 6-0 against in-state opponents this season and have won 10-straight regular season games against programs from Georgia, dating back to last season.

• This was the eighth run-rule win of the season, one shy of last season's total.

• Junior shortstop **Kyle Lodise** extended his career-best on-base streak to 42 games, going 2-for-4 with three RBI and two runs scored.

• He recorded a double and a triple in the first inning, giving him multiple extra-base hits in two of his last three games and four of his last eight.

• His MLB draft stock continues to rise as he now had 10 hits, 14 RBI and 11 runs over his last five games and leads the team with 15 multi-hit games this season (29 games played).

• Freshman **Will Baker** enjoyed a career day at the dish, coming in as a pinch hitter for Lodise in the sixth inning and going 2-for-2 with an RBI single and a bases clearing 3-RBI double to finish with a career-best 4 RBI, the most on the team tonight.

• It was his second-career multi-RBI game after driving in two in the second game of the series at Notre Dame last month, giving him RBI in five of his last eight appearances.

• Both of his base knocks came against left-handed pitchers after entering the game 0-for-6 against lefties this season.

• Sophomore **Drew Burress** connected for his 35th career home run and 10th of the season. The homer made it a 15-3 ballgame and ties him with Eric McQueen (1996-99) and Matt Wieters (2005-07) for the 24th most home runs in Georgia Tech baseball history. His next homer will put him in a seven-way tie for 18th on the program leaderboard.

• **Burress** recorded three RBI to bring his season tally to 37, two shy of **Alex Hernandez** for the most on the team.

• The Houston County man extends his on-base streak to an absurd 47 games dating back to last season.

• Freshman **Caleb Daniel** laced a pair of doubles (his second multi-double game in his last four appearances) while coming around to score four times. He has now scored 18 runs over his last nine games.

• **Daniel** secured his first-career 4-for-4 night. It was his second four-hit performance after doing so in the series opener at Notre Dame (March 21).

• Junior **Parker Brosius** set a new career-high with four runs scored today. He went 2-for-3 with a double, a walk and a hit-by-pitch, coming around to score each time.

• Sophomore **Vahn Lackey** launched his second home run of the season and 6th of his career, a solo shot in the fourth inning. It was his 37th hit of the season, more than double his offensive output as a freshman last season (18 hits).

• Sophomore **Carson Kerce** extended his career-long on-base streak to 20 games, going 2-for-3 with two walks, two RBI and two runs scored.

• That brings his RBI total to 23 on the season, two shy of his output from last year despite playing in 21 fewer games.

• Freshman **Connor Shouse** made his first start of the season, drawing a walk and getting hit by a pitch before coming around to score twice for his first-career multi-run day.

• Sophomore **Nathanael Coupet** came in as a pinch-hitter in the sixth, lacing a line drive base hit for his first-career hit and his first-career RBI.

## Friday Highlights - The Bats - GT 7 - Clemson 9

• Freshman **Caleb Daniel** extend his hitting streak to seven games (tied for the longest of his young career) with a pair of doubles, his first multi-double game in college.

• The Cartersville native drove in two runs, with a double in the fifth inning. He would come around to score from second base on a SAC fly from **Hernandez** in the next at-bat, when the Clemson outfielder mistakenly thought he had caught the final out of the inning. By the time he realized his blunder, **Daniel** was already screaming around third base, beating the eventual throw to the plate for his second run of the game.

• **Daniel** has now scored multiple runs in each of his last six games and has scored a run in every game of his current seven game hitting streak (17 in total).

• Sophomore **Carson Kerce** extended his career-long on-base streak to 17 games with a 2-for-3 performance, driving in two runs and adding his 11th double of the year – more than twice his output from his freshman season (5).

• **Kerce** now leads the Jackets with 13 RBI in ACC play, three shy of his ACC season total from last year despite playing in just over a third of the games (16 RBI in 29 ACC games).

• This was his seventh multi-RBI game of the season, putting him in fourth on the team leaderboard behind **Lodise** (9), **Hernandez** (8) and **Burress** (8).

• Junior shortstop **Kyle Lodise** extended his career-best on-base streak to 39 games, dating back to his time at Augusta University.

• He did so with panache, connecting on the second pitch he saw for yet another leadoff home run, his 10th HR of the season and the second straight ACC series in which he has led off the team with a dinger (also Friday, March 21 at Notre Dame).

• **Lodise** joins **Drew Burress** (14 in 2024), Kevin Parada (10 in 2022 – 1st round pick), Kyle McCann (12 in 2019 – 4th round pick), Joey Bart (11 in 2017 – 1st round pick) and Zane Evans (10 in 2013 – 4th round pick) as the only Yellow Jackets to reach double-digit HRs in 26 games in the BBCOR era (since 2011).

• Sophomore **Drew Burress** has now reached base in a career-best 44 consecutive games dating back to April 28 of last season.

• He went 2-for-5 with a pair of singles and two runs scored. He has scored multiple runs in six of 10 ACC games this season.

• Freshman **Alex Hernandez** added to his RBI total with the SAC fly that scored Daniel to tie the game at five in the fifth inning. It was his 38th RBI of the year, the most among Division I freshmen.

• Over his last eight games, Hernandez has hit three home runs and a triple for 17 RBI and 13 runs scored while drawing 11 walks. The Cumming, Ga. native has reached base in 25 of 26 games in college.

• Sophomore **Vahn Lackey** extended his on-base streak to 31 games with a leadoff single in the sixth inning. That streak dates back to last season and is the longest of his career. He would come around to score off a SAC fly from Kerce, tying the game at 6-6.

## Saturday Highlights - The Bats - GT 18 - Clemson 2 (7) &amp; GT 3 - Clemson 4

• Junior shortstop **Kyle Lodise** extended his career-best on-base streak to 41 games, dating back to his time at Augusta University.

• His MLB draft stock continues to rise as he finished the day with two home runs, both in game one, to finish with three dingers in the series. Over 12 ACC games this season, **Lodise** has hit eight home runs and is slugging 1.000.

• He has hit a team-high 12 home runs this season while also reaching base at a .596 clip when leading off an inning (28-of-47).

• His six RBI in the opening game tied **Alex Hernandez** for the most in a game by a Yellow Jacket this season.

• Sophomore **Drew Burress** hit three doubles and a home run today, giving him 16 2Bs and nine homers on the season.

• It was his 34th career HR, passing Mark Fowler (1986-87) and Rick Lockwood (1980-83) on the all-time home run leaderboard as he creeps closer to the Top 20 in program history (36).

• He recorded three RBI, with his go-ahead HR in the second game serving as his 100th and 101st career RBI.

• **Burress** led the team with a .545 average this series (6-for-11) with an OPS of 1.706.

• Freshman **Alex Hernandez** added to his RBI total with a solo HR fly in the 10-run 4th It was his 39th RBI of the year and 9th HR

• Over his last 10 games, **Hernandez** has hit four home runs and a triple for 18 RBI and 15 runs scored while drawing 12 walks. The Cumming, Ga. native has reached base in 26 of 28 games in college.

• Senior **John Giesler** launched his first home run of the season in the 10-run 4th inning of the first game, his 20th home run in White & Gold.

• Sophomore **Carson Kerce** extended his career-long on-base streak to 19 games today, adding his 12th double of the year – more than twice his output from his freshman season (5).

• **Kerce** is second on the team with 13 RBI in ACC play, three shy of his ACC season total from last year despite playing in just over a third of the games (16 RBI in 29 ACC games).

• Sophomore **Vahn Lackey** saw his career-best on-base streak snapped at 32 games, dating back to last season.

• Junior **Parker Brosius** was caught stealing for the first time in his career. He is now 23/24 stealing bases in White & Gold.

## JACKETS IN THE POLLS

WEEK	BA	USA	NCBWA	D1	PG
Preseason	-	rv	rv	-	-
Week 1	-	rv	rv	-	-
Week 2	-	rv	rv	-	-
Week 3	-	rv	rv	-	-
Week 4	-	rv	rv	-	-
Week 5	-	rv	rv	-	-
Week 6	-	25	rv	25	19
Week 7	-	22	rv	25	22

BA = Baseball America, USA = USA Today, NCBWA = NCBWA, D1= D1Baseball.com, PG = Perfect Game N/A = poll not out before release of notes rv = receiving votes

## PITCHING

- Georgia Tech returns three pitchers with over 30 innings pitched last season: **Tate McKee** (sophomore. 47.0 IP), **Carson Ballard** (r-sophomore. 34.2 IP) and **Mason Patel** (graduate senior. 36.0 IP)
- The Jackets return seven arms in total from last year's squad: McKee, Ballard, Patel, **Riley Stanford**, **Jackson Sobel**, **Brett Barfield** and **Caden Gaudette**
- The Jackets are heading into the second season under pitching coach **Matt Taylor** and **Jason Richman** as director of pitching. And head coach Hall has said he believes this to be the year that Tech fans witness "the fruits of their labor" as the pitching staff looks to prove people wrong in 2025.
- A whopping 21 new arms are joining the staff for the 2025 season, featuring a solid mix of 14 freshmen and seven transfers.

### Freshman Arms

Name	Hometown	PG State Ranking	PG National Ranking
Jackson Blakely	Thomaston, Ga.	87	---
Connor Chicoli	Raleigh N.C.	10	342
Joshua Evans	Lawrenceville, Ga.	27	256
Alex Hernandez	Cumming, Ga.	12	96
Ryan Johnson	Dallas, Ga.	46	462
Adam McKelvey	Roswell, Ga.	178	---
Cooper McMullen	Bonaire, Ga.	40	364
Thorpe Musci	Lilburn, Ga.	23	223
Cole Royer	Waynesville, Ga.	33	302
Connor Shouse	Jasper, Ga.	9	83

### Transfers

- Sam Swygert:** Grad Transfer RHP from The Citadel. Pitched in 18 games and made 12 starts last season, pitching a team-high 67.1 innings with a 5.75 ERA.
- Caden Spivey:** Junior RHP from Notre Dame. Made 15 appearances with three starts and 27.2 innings of work while going 1-1 with an 8.46 ERA
- Porter Buursema:** Sophomore RHP from Georgia Southern. Made six starts, pitching 12.2 innings with 14 strikeouts, a 5.68 ERA and a 1-0 record.
- Jake Lankie:** R-Freshman RHP from Georgia. Redshirted last season. Rated as the No. 23 RHP out of Georgia in the class of 2023 Perfect Game rankings.
- Jaylen Paden:** Graduate RHP from Georgia Southern. Has not pitched in a game since March 7, 2023 due to injury. Career 5.62 ERA over 107.1 innings from 2021-23.
- Kayden Campbell:** Junior LHP from Louisville. Made 23 relief appearances last season, pitching 20.0 innings and striking out 22 with a 7.65 ERA
- Brady Jones:** Junior RHP from Georgia State. Led the team with a 5-1 record last season, making 16 relief appearances and 1 start with a 7.32 ERA and 37 strikeouts over 39.1 innings. Most innings pitched out of GSU's bullpen last season.

### Spinning From The Start

- The Georgia Tech pitching staff got off to a historically strong start in 2025 - holding its opponents to fewer than five runs in each of its first six games for the first time since 2002.
- The pitching staff allowed nine runs over the course of the series, a 10-run improvement after averaging 19 runs allowed over the previous three opening series sweeps (14 RA in 2024, 24 RA in 2023 and 19 RA in 2022).
- The Jacket pitchers struck out 40 in the opening weekend against Old Dominion – tied with 2022 for the most strikeouts through the first three games this century.
- In March, the Jackets allowed only three hits in back-to-back games against Georgia State (March 11) and Pitt (March 14) - the first time Tech has allowed 3 or fewer hits in back-to-back games since a doubleheader against Duke in 2012 (March 31st – 3 hits in game one / 2 hits in game two) – those games featured a complete game shutout from Buck Farmer and 4.1 innings from Luke Bard – both future major leaguers.

### No PATEL-ing How Long This Will Last

- Senior RHP Mason Patel is simply put, the most effective pitcher in the ACC so far in 2025.
- The senior Georgia State transfer from two seasons ago leads the nation with six victories and leads the ACC with a 0.39 ERA and a 0.57 WHIP.
- He is one of only three pitchers in Division I to have surrendered only 1 run with 20+ innings pitched - also Ryan Bilka (Richmond) and Braeden Sloan (TCU).
- He became the first Yellow Jacket pitcher this century to win each of his first six starts.
- He was awarded ACC Co-Pitcher of the week on Feb. 24 after dominating both Marshall and Georgia Southern to the tune of 8.1 innings with a 0.00 ERA, 11 strikeouts and a 2-0 record while only allowing four base runners.
- Patel becomes the first GT pitcher to earn pitcher of the week since Andy Archer (March 29, 2021).
- Patel's award-winning week got started on Wednesday, when he came out of the bullpen to start the third inning in Tech's road opener at Georgia Southern. Patel was perfect through 5.1 innings, retiring the first 16 batters he faced in order to quiet the Georgia Southern bats and allow for Tech to take the game, 5-3. He struck out a career-best nine batters in that appearance, which also goes down as his longest outing in White & Gold – Patel's longest since pitching 6.0 innings in a start against Brown for Georgia State back in 2023, all in only 50 pitches.
- He followed that with another gem of an outing on Sunday against Marshall, entering the game with runners on second and third and nobody out in the fifth inning, working around a hit-by-pitch to keep the Thundering Herd off the board with yet another scoreless inning. He would pitch two more scoreless to earn the victory, leaving after the 7th inning with the Jackets in front, 10-3.
- Patel's efforts bolstered a resurgent GT bullpen in 2025. The Tech bullpen has struck out 54 batter while holding opponents to a .180 average – the best numbers by a Tech bullpen through seven games since at least the turn of the century.
- In his third appearance of the season, Patel entered in the sixth inning - retiring the first batter he saw to get Tech into the 7th inning and earning the win and improving to 3-0 – becoming the first Yellow Jacket pitcher to be 3-0 after only nine games since Xzavion Curry in 2018.
- Patel was first out of the bullpen vs. KSU, working a pair of flyouts to get Tech out of the second inning before striking out two around a couple of hits in the third and adding another K in the fourth around a two-out walk for 2.2 scoreless innings

- He would get credit for the win, improving to 4-0 on the season and becoming the first Yellow Jacket to earn the win in each of his first four appearances since Mark Pope in 2011.

- **Patel** came out of the bullpen in the 5th inning of the series opener at VT and continued his unconscious season, pitching 4.2 innings without allowing a hit.

- Patel allowed only three base runners (one walk, one HBP, one ROE) and retiring 7 straight during the middle innings.

- He would get credit for the win, becoming the first Yellow Jacket to earn a win in each of his first five appearances since Kyle Bakker in 2002.

- **Patel** slammed the door yet again in Tech's last game (vs. GSU) pitching the final 3.0 innings and allowing only one base runner to secure his sixth victory in as many appearances, still without allowing a run.

- He came in to pitch the final three innings of the Saturday win against Pitt, earning his first save of the season. He gave up his first run of the year in the seventh inning, bringing his scoreless streak to an end at 22.2 innings to begin the year – the best by any Tech pitcher this century.

- Last weekend, Patel came out on Saturday once again, pitching a career-best 6.2 innings - the longest outing of any Yellow Jacket this season – while striking out seven and throwing only 73 pitches.

- He entered the game at Notre Dame (March 22) in the third inning, coming in with the bases loaded, one out and a two-run lead (5-3). He proceeded to get a three-pitch strikeout before inducing an inning ending groundout to escape the jam and set the tone for what would be yet another dominant outing.

- He gave up one earned run on a solo homer, just his second earned run allowed over 29.2 innings of work.

- He is the only GT pitcher in the 21st century to earn a part of the decision in a each of his first eight appearances (seven wins, one save).

- Patel took the reins for the final four innings on Friday vs. Clemson, allowing a pair of home runs for a total of three earned runs allowed while striking out four.

- He got saddled with the tough-luck loss, dropping his season record to 7-1 with a save over nine appearances.

**GEORGIA TECH PITCHING — 2025 NAT'L/ACC RANKS**

Category	No.	D1 Rank	ACC Rank
Ks/9 innings	11.0	10th	4th
K/BB Ratio	2.65	27th	4th
ERA	4.01	30th	3rd
Hits/9 innings	8.02	34th	5th

**LAST WEEK...**
**MIDWEEK Highlights - The Arms - GT 21 - Mercer 5**

- Senior **Sam Swygert** made his second start of the season, pitching 3.0 innings, tied for his season long and allowing only one base runner off a single in the top of the first.

- **Swygert** struck out two and threw only 43 pitches to pick up his first victory in White & Gold after transferring in from The Citadel over the summer.

- Freshman **Connor Chicoli** came out of the bullpen for the fourth inning, needing only nine pitches to put up a zero while also recording his 8th career strikeout.

- **Chicoli** has now delivered back-to-back scoreless innings out of the bullpen (also vs. Clemson on March 29 – Game 1) needing only nine pitches in each of those appearances.

- Junior **Kayden Campbel**! was electric in the fifth inning, striking out the side on 17 pitches for his third straight scoreless appearance out of the pen. He lowers his ERA to 2.25 over 8.0 innings this year.

- Junior **Brett Barfield** threw four pitches before getting Tech out of the top of the sixth with a flyout. He has allowed only two earned runs over nine showings out of the bullpen.

**Friday Highlights - The Arms - GT 7 - Clemson 9**

- Sophomore **Tate McKee** made his seventh straight Friday night start, pitching 5.0 innings with three earned runs allowed while striking out six to only one walk.

- He would take a no decision, keeping his record at a perfect, 4-0.

- **McKee** has pitched at least five innings in six of his seven starts, striking out at least six in each of his last six.

- The Yellow Jackets are 6-1 in games started by McKee this season.

- Senior RHP **Mason Patel** took the reins for the final four innings, allowing a pair of home runs for a total of three earned runs allowed while striking out four.

- He got saddled with the tough-luck loss, dropping his season record to 7-1 with a save over nine appearances.

**Saturday Highlights - The Arms - GT 18 - Clemson 2 (7) & GT 3 - Clemson 4**

- Junior **Brady Jones** delivered his best start as a Yellow Jacket, pitching 5.0 innings of game one without allowing an earned run and striking out six.

- He would exit the game with a 13-1 lead, earning his third victory of the season to improve to 3-0.

- Freshman **Connor Chicoli** pitched the final inning of the mercy-rule win, just his second appearance out of the bullpen this year after starting three midweek games to begin the season.

- He retired all three Clemson batters he faced for his first scoreless outing in ACC play.

- Senior **Jaylen Paden** was simply superb in game two, entering the game with a 2-1 deficit to start the third and pitching 4.0 innings with eight strikeouts and only one hit allowed.

- The 4.0 innings and eight strikeouts are both season highs, keeping the game at 2-1 into the late innings to give Tech a chance.

- Junior **Caden Spivey** maintained his perfect 0.00 ERA out of the bullpen, pitching the 7th and 8th innings of game two, 2.0 innings with one hit and one walk while striking out three. He was in line for the win before Clemson scratched two runs across in the top of the ninth.

- He has now pitched 6.0 innings of ACC play with only three hits allowed and nine strikeouts without allowing a run of any kind.

- R-Sophomore **Carson Ballard** got the final two outs of the game via strikeout. The only hit he allowed was a comebacker that glanced off his glove, trickling through the infield and allowing an inherited runner to score. Truly tough luck for an otherwise incredibly strong outing.

**Jacket Arms - ERA under 4.00**

Name	Innings Pitched	Class	ERA
Jaylen Paden	14.2	Sr.	0.61
Mason Patel	33.2	Sr.	1.34
Kayden Campbell	8.0	Jr.	2.25
Brett Barfield	6.1	Jr.	2.84
Caden Spivey	14.2	Jr.	3.07
Tate McKee	35.1	So.	3.31
Brady Jones	23.1	Jr.	3.47
Cooper McMullen	7.1	Fr.	3.68

**Jacket Arms - K/9 over 10.0 (minimum 6 IP)**

Name	Innings Pitched	Class	K/9
Jaylen Paden	14.2	Sr.	15.21
Caden Gaudette	11.2	R-So	13.66
Kayden Campbell	8.0	Jr.	13.50
Caden Spivey	14.2	Jr.	13.31
Cole Royer	6.2	Fr.	13.06
Brady Jones	23.1	Jr.	12.47
Tate McKee	35.1	So.	11.54
Carson Ballard	12.1	R-So	11.16
Riley Stanford	23.2	R-So	10.86
Brett Barfield	6.1	Jr.	10.33



**MISCELLANEOUS**
**Jim Poole Number - John Giesler**

Georgia Tech baseball continues the legacy of former Yellow Jacket standout and Major League Baseball relief pitcher Jim Poole, who passed away from ALS in October of 2023, by designating a student-athlete each year to wear his No. 21 jersey. The student-athlete selected must exemplify Poole's characteristics both on and off the field.

This year, senior infielder John Giesler becomes the third Yellow Jacket to earn the honor, continuing the tradition begun by Jack Rubenstein in 2023 and Ben King last season.

"I am excited that John Giesler will wear number 21 this year," Head Coach Danny Hall said. "Jim Poole was part of an era in Georgia Tech Baseball that established us as a national power. Jim's prowess on the mound and in the classroom set the bar high for future Yellow Jacket players and teams. John exemplifies those same character traits of excellence on the field and in the classroom. As a two-time Captain he is the ultimate "Tech Man" to honor Jim's legacy."

Giesler, a sixth-year senior from Marietta, Ga. (Walton HS) will wear No. 21, having shown a longstanding commitment to Poole's ideals – self-determination, a strong academic work ethic, and high moral fiber on and off the field. Giesler is a five-time member of the ACC Academic Honor Roll, a two-time academic all-district honoree and earned Academic All-America (3rd Team) in 2023. He is currently pursuing a master's degree in real estate development.

On the diamond, Giesler is entering his second season as team captain. He is a career .308 hitter for the Yellow Jackets and set career highs in doubles (17), home runs (10) and RBI (43) last season while delivering a .990 fielding percentage in 41 games in the corner infield. He will be a key piece of the Jackets' offense again in 2025 as Tech strives for its 36th NCAA Regional berth and fifth in Giesler's career in White and Gold.

"Simply put, this is the greatest honor I have ever been given," Giesler said. "From knowing Jim and knowing who he was as a person, I don't feel deserving but I am incredibly honored. I will do everything I can this year to wear this number with respect and honor him and his family the best I can."

**ABOUT JIM POOLE**

Poole arrived on The Flats in 1985 and had an immediate impact, as Georgia Tech baseball would win the first of four-straight ACC Tournament Championships. During his four years, he pitched in 120 games and struck out 263 batters in 188 innings. He still ranks first in the Tech record book with 22 career saves, including 10 as a junior and nine as a senior. He was named all-ACC his last two seasons. Poole would be enshrined into the Georgia Tech Sports Hall of Fame just nine years later in 1997.

A stellar worker in the classroom, Poole elected not to turn professional after being selected in the 34th round of the 1987 MLB Draft by the LA Dodgers, and returned to Georgia Tech for his senior year, recording a 2.03 ERA and 113 strikeouts in only 71 innings. Once again, the LA Dodgers would call his name in the 1988 MLB Draft, this time taking him in the ninth round. He would return to

graduate from the Institute with a degree in electrical engineering in 1990.

Poole played 11 years in the major leagues, predominantly with the Baltimore Orioles, Cleveland Indians, and San Francisco Giants. In 431 games played, he finished with 22 victories and a 4.31 ERA, as well as 256 strikeouts and four saves. He helped pitch Cleveland to two American League Championship Series (1995, 1998), making it to the 1995 World Series where he would face the Atlanta Braves.

Following his retirement at the end of the 2000 season, Poole returned to Georgia Tech to join the Alexander-Tharpe Fund as a fundraiser and supporter of the baseball program. He then began serving as the pitching coach at Johns Creek High School in 2010, teaching many young men about pitching mechanics, while also conveying his personal pitching philosophy.

He later joined the business world as a Personal Wealth Advisor for the Baseball Division of BIP Wealth.

After being diagnosed with ALS in 2021, Poole worked tirelessly to raise awareness for the disease. In addition to serving on MLB ALS boards, he also worked with Georgia Tech, who together hosted an ALS Awareness Day during the 2022 baseball season, with Tech wearing Jim Poole shirts and both teams wearing honorary wristbands. Professional players also wore the shirt. Tech later designated the number 21 each year to be worn by a student-athlete who exemplify Poole's ideals – self-determination, a strong academic work ethic, and high moral fiber on and off the field.

Every 90 minutes, someone is diagnosed with ALS, or Lou Gehrig's disease, with an estimated 30,000 people living with ALS in the United States at any given time. Primarily affecting people between the ages of 40 and 70, ALS is a progressive neurodegenerative disease that affects nerve cells in the brain and the spinal cord. There is no known cure.

For more information about ALS, visit [www.ALS.org](http://www.ALS.org).

**GAME-WINNING PLAYS**

*Game-winning plays are ones that give Tech the lead or break a tie en route to win*

<b>Game</b>	<b>Play</b>	<b>Inning</b>	<b>Final</b>
vs. ODU	Waugh RBI single	8th	3-2
vs. ODU	<i>Burruss Grand Slam</i>	9th	7-3
vs. ODU	Waugh RBI single	7th	7-4
at GASO	Hernandez RBI groundout	3rd	5-3
vs. Marshall	Burruss 2-run HR	1st	12-1 (7)
vs. Marshall	Daniel scores on error	2nd	11-6
vs. UWG	Schmidt 2-run HR	6th	16-7
vs. WMU	Burruss 2-run HR	1st	16-4
vs. WMU	Kerce RBI double	2nd	14-1 (7)
vs. WMU	Wild Pitch Scores Brosius	2nd	13-3(7)
vs. KSU	Lodise 2-run HR	3rd	11-4
at VT	Hernandez RBI single	9th	4-3
at VT	Daniel RBI double	9th	8-6
vs. GSU	Schmidt RBI single	7th	4-2
vs. Pitt	Kerce RBI single	2nd	10-1
vs. Pitt	Schmidt scored on an error	1st	11-1 (7)
vs. GWU	Hernandez 2-RBI single	1st	14-6
at ND	Lodise Solo HR	1st	18-7 (8)
at ND	Kerce RBI Double	2nd	9-5
at ND	Baker RBI Single	7th	10-2
at KSU	Brosius RBI Single	2nd	15-4
vs CU	Lodise 3-run HR	2nd	18-2 (7)
vs MER	Daniel 2 RBI Double	1st	21-5(7)

*italics indicates Walk-Off hit*

**GAME-WINNING RBI LEADERS**

<b>Player</b>	<b>2025</b>	<b>Career at GT</b>
Drew Burruss	3	9
John Giesler	0	5
Parker Brosius	1	5
Kyle Lodise	3	3
Alex Hernandez	3	3
Carson Kerce	3	3
Nathan Waugh	2	2
Kent Schmidt	2	2
Caleb Daniel	2	2
Will Baker	1	1

**CAREER WALK-OFF HITS**

<b>Player (Date)</b>	<b>Play</b>	<b>Inning</b>	<b>Final</b>
Parker Brosius (3/8/24 vs. YSU)	2-RBI double	8th	15-5
Parker Brosius (4/2/24 vs. Presbyterian)	RBI bunt single	7th	9-8
John Giesler (4/23/24 vs. KSU)	2-run HR	7th	13-2
Drew Burruss (2/15/25 vs. ODU)	Grand Slam	9th	7-3
Alex Hernandez (3/2/25 vs. WMU)	2-run HR	7th	13-3



## MISCELLANEOUS

## ATOP THE CONFERENCE

• Georgia Tech baseball ranks among the most prolific winners in ACC history.

## MOST ACC TOURNAMENT TITLES, SINCE 2000

	Titles	Years
Florida State	6	2002, 2004, 2010, 2015, 2017, 2018
<b>Georgia Tech</b>	<b>5</b>	<b>2000, 2003, 2005, 2012, 2014</b>
North Carolina	4	2007, 2013, 2019, 2022
Clemson	3	2006, 2016, 2023
Duke	2	2021, 2024
Virginia	2	2009, 2011

## MOST ACC REGULAR-SEASON, DIVISIONAL TITLES SINCE 1994

	Titles	Regular-Season Years (Divisional)
Florida State	14	1996, 1998, 1999, 2001, 2002, 2003 (2007, 2008, 2009, 2010*, 2011, 2012, 2013, 2014)
North Carolina	8	(2006, 2007, 2009, 2012, 2013, 2017, 2018, 2024)
<b>Georgia Tech</b>	<b>7</b>	<b>1997, 2000, 2004, 2005 (2011, 2019, 2021)</b>
Clemson	6	1994, 1995 (2006, 2010*, 2018, 2024)
Louisville	5	(2015, 2016, 2017, 2019, 2022)
Miami	4	(2008, 2014, 2015, 2016)

## GEORGIA TECH'S MOST COMMON OPPONENTS

	Games	First Meeting	Series Record
Georgia	389	1898	UGA leads 219-168-2
Auburn	247	1897	AU leads 128-113-5
Clemson	245	1902	CU leads 123-119-3
Mercer	177	1897	GT leads 119-58
North Carolina	158	1901	GT leads 83-75
NC State	143	1921	GT leads 81-62
Duke	142	1903	GT leads 101-41
Ga. Southern	142	1947	GT leads 110-32
Virginia	138	1924	GT leads 79-64-2
Wake Forest	123	1898	GT leads 76-46-1

• The Jackets will face their top four most common opponents again in 2025 but will not play North Carolina, NC State or Wake Forest in the regular season.

• Tech extended its winning streak against Georgia Southern to six games in a row, dating back to 2022, with a 5-3 win in Statesboro on Feb. 18, 2025 - featuring 5.1 perfect innings from **Mason Patel** along with back-to-back home runs from **Kyle Lodise** and **Drew Burress**.

• GT set a new record when it hung 21-runs on Mercer - the most in the 177 game history of the series

• Tech is playing Stanford for the very first time this weekend.



## 2025 ACC PRESEASON POLL

1. Virginia (13)	251
2. Florida State (2)	230
3. North Carolina	217
4. Clemson (1)	214
5. Duke	182
6. Wake Forest	171
7. NC State	168
8. Stanford	143
9. Louisville	128
<b>10. Georgia Tech</b>	<b>113</b>
11. Miami	87
12. Virginia Tech	85
13. California	60
14 Pitt	52
15. Notre Dame	44
16. Boston College	31

## 2025 ACC STANDINGS - WEEK 7

School	ACC	Overall
Florida State	7-2	24-4
Clemson	6-3	27-5
<b>Georgia Tech</b>	<b>8-4</b>	<b>23-6</b>
Virginia Tech	7-5	20-8
Wake Forest	7-5	21-9
Duke	7-5	20-10
Louisville	5-4	21-7
NC State	5-4	19-10
North Carolina	6-6	22-7
Virginia	6-6	15-11
California	6-6	16-12
Stanford	5-7	17-9
Boston College	5-7	13-14
Pitt	3-6	16-12
Miami	2-7	15-14
Notre Dame	2-10	14-12

## 2025 HONORS

## DREW BURRESS

Preseason 1st Team All-American (D1 Baseball)  
Preseason 1st Team All-American (NCBWA)  
Golden Spikes Award (Watch List)  
Preseason ACC Player of the Year (D1 Baseball)  
No. 1 Sophomore in College Baseball (Perfect Game)  
ACC Player of the Week - March 17  
Golden Spikes Award (Midseason Watch List)  
Midseason 1st Team All-American (D1 Baseball)  
Midseason 1st Team All-American (Perfect Game)

## MASON PATEL

ACC Co-Pitcher of the Week - Feb. 24  
Midseason 1st Team All-American (D1 Baseball)  
Midseason 1st Team All-American (Perfect Game)

## KYLE LODISE

Midseason 2nd Team All-American (Perfect Game)

## ALEX HERNANDEZ

Midseason 1st Team Freshman All-American (Perfect Game)

## 2025 ACC TOURNAMENT

Beginning this spring with the 2025 ACC Baseball Championship in Durham, North Carolina, all 16 teams in the ACC will compete in a single-elimination championship. The championship will remain six days as it has in previous years, running from Tuesday, May 20, through Sunday, May 25, 2025, from Durham Bulls Athletic Park.

"There's once again tremendous excitement surrounding ACC Baseball and today's announcement will bring an improved championship experience for our student-athletes, coaches, and fans alike," stated ACC Commissioner Jim Phillips Ph.D. "Nationally, the ACC is once again well-represented in the preseason polls and award lists. After what we know will be a highly competitive regular season, we look forward to showcasing all 16 baseball teams in Durham this May."

Since 2006, the ACC Baseball Championship has been played in a pool play or round-robin style format. The tournament last expanded its field size in 2017, moving from 10 to 12 teams.

Under the new format, the top four seeds in the championship will be based off the performance in the regular season and will receive a double-bye into the quarterfinal round, which is scheduled to be held on Thursday and Friday. Seeds five through eight will earn a bye into Wednesday's second round. Seeds 9-16 will begin play with four first round games on Tuesday.

## 2025 MLB #PROJACKETS

Joey Bart, C	Pirates
Justyn-Henry Malloy, OF	Tigers
Kyle McCann, C	Athletics
Connor Thomas, LHP	Brewers
Kristian Campbell, INF	Red Sox

**LET'S BRAG ABOUT BURRESS**

*"Burress is as big a star as you'll find in college baseball, the reigning D1Baseball Freshman of the Year and a 2024 first-team All-American after hitting .381/.512/.821 with 25 homers. He's a no-brainer first-team preseason All-American as a sophomore, and our preseason pick for ACC Player of the Year.*

**– D1Baseball**

- In 2024, Drew Burress established himself as one of the best hitters in college baseball and one of the most exciting prospects to watch leading up to the 2026 draft. If he can continue his historic run through the ranks of NCAA Baseball, every MLB front office will be begging for Burress to become the next face of the franchise.

- Burress hit 25 home runs last season, one shy of the Georgia Tech program record (set by Kevin Parada in 2022) and two shy of the NCAA freshman home run record set by Tommy White (NC State) in 2022 as well.

*"If he continues to crush the ball at anything mirroring his current rate, he could follow in [Dylan] Crews' footsteps and reach his high ceiling when he's eligible for the 2026 Draft."*

**– Jesus Cano, MLB.com**

- Burress can claim to have an unofficial piece of the GT home run record since he hit a home run against Georgia that would ultimately not be recorded officially after the game was ended due to rain.

- Last year, Burress became the 1st Yellow Jacket to ever slug over .800 with at least 200 at bats. His .821 slugging percentage led all Division I freshman and 6th overall among those with 200+ ABs.

- Not only did Burress turn heads with his bat but he also set the Georgia Tech record for the most assists by an outfielder in a single season, gunning down 10 runners from his spot in center field.

*"He has thunderous bat speed and does a nice job creating leverage in his swing, and shows off plus power, especially to the pull side."*

**– Peter Flaherty, Baseball America**

- This season, Burress has placed an emphasis on showing off his base running. After stealing 8 bags on 10 attempts last year, Burress feels that his speed isn't getting enough attention & looks to amend that in 2025.

- He became the fastest Yellow Jacket in program history to reach 30 career home runs – doing so in just 73 games, a full 20 games faster than the previous record holder, Kevin Parada and faster than legendary Tech sluggers such as Jason Varitek, Mark Teixeira and Nomar Garciaparra

*"From Day 1, you never thought he was a freshman. He's a very mature kid. He doesn't mix any words about it. He wants to be a first-round pick. He wants to be the best player in the country. That's what drives him. That's his passion. He is one of those guys that makes everybody around him better. Every day."*

**– Danny Hall, ABCA Hall of Famer**
**GEORGIA TECH'S TRIPLE CROWN WINNERS**

Year	Player	HR	RBI	AVG
1958	Earl Moore	4	15	.287
1959	Roger Kaiser	4	32	.373
1960	George Inman	7	24	.360
1968	Ted Tomasovich	5	38	.381
1975	Frank Turner	2	30	.376
1991	Andy Bruce	22*	96*	.345
1992	<i>Jason Varitek*</i>	11	52	.406*
1993	<i>Jason Varitek</i>	22*	72	.404
1994	Jay Payton	20	102*	.434*
1997	Mark Fischer	24*	98	.354
1999	<i>Mark Teixeira</i>	13	65	.387
2016	Matt Gonzalez	11	54	.378
2024	Drew Burress	25	67	.381

\* denotes is/was school record

*italics indicates member of College Baseball Hall of Fame*

**ACTIVE NCAA D1 CAREER SLUGGING % LEADERS**

Rank	Player	School	Class	Slug %
1	<b>Drew Burress</b>	<b>Georgia Tech</b>	<b>Soph.</b>	<b>.804</b>
2	Grant Jay	Dallas Baptist	Jr.	.732
3	John Bay	Austin Peay	Sr.	.720
4	Jared Jones	LSU	Jr.	.714
5	Dalton Beck	LSU	Sr.	.708
6	Nolan Schubart	Oklahoma St.	Jr.	.705
7	Logan Sutter	Purdue	Sr.	.700
8	Jack Moroknek	Butler	Jr.	.690
9	Kade Lewis	Wake Forest	Soph.	.687
10	Ethan Petry	South Carolina	Jr.	.686

\* minimum of 200 career ABs

**ACTIVE NCAA CAREER SLUGGING % LEADERS - All Divisions**


Rank	Player	School	Div.	Slug %
1	Mackenzie Wainwright	Lenoir-Rhyne	2	.915
2	Adam Paniagua	Regis (Colo.)	2	.854
3	Jesse Velders	MSU Denver	2	.816
4	Caden Robertson	Central Okla.	2	.812
5	<b>Drew Burress</b>	<b>Georgia Tech</b>	<b>1</b>	<b>.804</b>
6	Kolby Felix	Colorado Mesa	2	.790
7	Adam Cootway	Wisc-Whitewater	3	.787
8	Dennis Pierce	East Stroudsburg	2	.783
9	Brevin McCool	Lubbock Christian	2	.775
10	Andrew Mazzone	Claremont-M-S	3	.771

\* minimum of 200 career ABs

## 2025 RECORD BREAKDOWN

	ACC	Overall
Overall	8-4	23-6
Home	3-3	16-5
Road	5-1	7-1
Neutral	0-0	0-0
Day Games	7-2	17-4
Night Games (6 p.m. or later)	1-2	6-2
Yellow Jackets Score First	6-2	15-3
Opponent Scores First	2-2	8-3
Yellow Jackets Score in 1st inning	3-3	12-4
Walk-off Victories	0-0	2-0
As a Ranked Team (All Polls)	1-2	3-2
Vs. Ranked Team (All Polls)	1-2	1-2
Vs. LHP (starter)	1-3	9-4
Vs. RHP (starter)	7-1	14-2
Yellow Jacket Starter 6+ IP	1-0	1-0
Yellow Jacket Starter 7+ IP	0-0	0-0
Yellow Jacket Starter 8+ IP	0-0	0-0
Hitting A Home Run	4-4	18-4
Not Hitting A Home Run	4-0	5-2
Out Hit Opponent	8-0	22-1
Get Out Hit By Opponent	0-2	1-3
Equal Number of Hits	0-2	0-2
February	0-0	8-2
March	8-4	14-4
April	0-0	1-0
May	0-0	0-0
June	0-0	0-0
Monday	0-0	0-1
Tuesday	0-0	5-0
Wednesday	0-0	2-0
Thursday	0-0	0-0
Friday	3-1	6-1
Saturday	3-2	5-3
Sunday	2-1	5-1
One-Run Games	1-1	2-1
Two-Run Games	1-2	3-3
Three-Run Games	0-1	1-1
Four+ Run Games	6-0	17-1
Leading After 6	6-0	18-2
Trailing After 6	1-3	2-3
Tied After 6	1-1	3-1
Leading After 7	4-0	14-1
Trailing After 7	1-3	2-4
Tied After 7	1-1	1-1
Leading After 8	4-1	13-1
Trailing After 8	1-3	2-5
Tied After 8	1-0	1-0
Shutouts	0-0	0-0
Extra Innings	0-0	0-0
Score 0-5 Runs	1-2	4-3
Score 6-9 Runs	2-1	4-2
Score 10+ Runs	5-1	15-1
Allow 0-5 Runs	6-1	18-2
Allow 6+ Runs	2-3	5-4
Commit 0 Errors	1-2	7-4
Commit 1 Error	4-0	9-0
Commit 2+ Errors	3-2	7-2

## HALL OF FAME COACH



• **Danny Hall** is in his 32nd season at Georgia Tech and his 38th overall as a head coach in 2025. He is the winningest baseball coach in Tech history with 1,214 wins.

• Hall, who won his 1,400th career game on April 14, 2024 and his 1,200th win at Georgia Tech on May 12, 2024, stands second among active Division I coaches in career victories entering the 2025 season.

• Prior to the 2024 season, Hall was named to the ABCA Hall of Fame.

• In his career – both as an assistant and head coach – Hall has been part of over 1,600 victories and seven trips to the College World Series.

• Hall has led Tech to the NCAA Tournament on 22 occasions and guided the Jackets to the NCAA College World Series in 1994, 2002 and 2006 -- the program's only three berths.

• He announced on March 27th that 2025 will be his final year on The Flats. Closing the book on one of the greatest careers in college baseball history

## HALL BY THE NUMBERS

<b>1,434</b>	Career wins as a head coach
<b>1,226</b>	Wins at Georgia Tech
<b>163</b>	Total draft picks coached at Tech
<b>144</b>	All-ACC honors
<b>121</b>	All-American selections by 46 GT players
<b>52</b>	Tech's school record for wins set in 2002
<b>29</b>	Freshman all-Americans
<b>22</b>	NCAA Regional appearances at Tech
<b>18</b>	Top-two ACC offensive finishes
<b>19</b>	Academic all-America honors by GT players
<b>15</b>	Yellow Jackets drafted in the first round
<b>7</b>	ACC regular season/division titles ('97, '00, '04, '05, '11, '19, '21)
<b>6</b>	NCAA Super Regional appearances at Tech
<b>5</b>	ACC tournament titles (2000, 2003, 2005, 2012, 2014)
<b>3</b>	ACC tournament titles (2000, 2003, 2005, 2012, 2014)

## WINNINGEST ACTIVE DIVISION I BASEBALL COACHES

Name	Seasons	Current School	At School Since	Wins	Losses	Ties	Win %
Paul Mainieri	40	South Carolina	2025	1523	789	7	.658
<b>Danny Hall</b>	<b>38</b>	<b>Georgia Tech</b>	<b>1994</b>	<b>1434</b>	<b>780</b>	<b>1</b>	<b>.648</b>
Elliott Avent	37	NC State	1996	1281	628	0	.671
Dave Van Horn	32	Arkansas	2003	1279	836	2	.605
Rich Hill	38	Hawaii	2022	1194	804	4	.597
Steve Owens	34	Rutgers	2020	1060	593	3	.641
Rick Heller	38	Iowa	2014	1059	787	5	.573
Tim Corbin	29	Vanderbilt	2003	1048	589	1	.640
Mike Bianco	28	Ole Miss	2001	1028	620	1	.624
Rich Maloney	30	Ball St.	2013	1008	656	2	.606

*Coach Hall's .648 win percentage is 17th among the 142 head coaches across Division I with a minimum of 10 seasons coached*



### TEAM GAME HIGHS

Batting	
At bats.....	41 - at Notre Dame (March 21)
Runs scored.....	21 - vs Mercer (April 1)
Hits.....	19 - vs Clemson (March 29)
RBl.....	19 - vs Mercer (April 1)
Doubles.....	7 - vs Marshall (Feb 23)
.....	7 - vs Western Michigan (Mar 02)
Triples.....	1 - (7 times)
Home runs.....	6 - vs Clemson (March 29)
Total bases.....	41 - vs Clemson (March 29)
Walks.....	12 - at Notre Dame (March 21)
Strikeouts.....	14 - at Notre Dame (March 23)
Sac hits.....	3 - vs Old Dominion (Feb 14)
Sac flies.....	2 - (8 times)
Stolen bases.....	6 - vs West Georgia (Feb 26)
.....	6 - at Virginia Tech (Mar 07)
Hit by pitch.....	4 - vs Marshall (Feb 22)
.....	4 - vs Marshall (Feb 23)
.....	4 - vs Western Michigan (Mar 02)
Caught stealing.....	1 - (6 times)
.....	1 - vs Western Michigan (Mar 02)
Runners LOB.....	14 - vs Marshall (Feb 22)
Hit into DP.....	1 - (14 times)
Fielding	
Putouts.....	27 - (20 times)
Assists.....	15 - vs Marshall (Feb 23)
Errors.....	3 - vs Clemson (March 29)
Passed balls.....	3 - vs. Gardner-Webb (Mar 18)
DPs turned.....	2 - vs Old Dominion (Feb 14)
.....	2 - vs Pitt (March 15)
Pitching	
Innings pitched.....	9.0 - (20 times)
Runs allowed.....	12 - vs Marshall (Feb 24)
.....	12 - vs Pitt (March 16)
Earned runs.....	12 - vs Marshall (Feb 24)
Walks allowed.....	8 - vs Clemson (March 29)
Strikeouts.....	18 - vs Clemson (March 29)
Hits allowed.....	16 - vs Marshall (Feb 24)
Doubles allowed.....	4 - vs Pitt (March 16)
Triples allowed.....	1 - vs Marshall (Feb 21)
.....	1 - vs Kennesaw State (Mar 04)
.....	1 - at Notre Dame (March 21)
Homers allowed.....	4 - vs Marshall (Feb 24)
Wild pitches.....	2 - vs West Georgia (Feb 26)
.....	2 - vs Western Michigan (Mar 02)
.....	2 - vs Kennesaw State (Mar 04)
.....	2 - vs. Gardner-Webb (Mar 18)
Hit batters.....	8 - vs Marshall (Feb 23)

### INDIVIDUAL GAME HIGHS

Batting	
At bats:.....	6 - Kyle Lodise at Virginia Tech (Mar 09)
Runs scored:.....	5 - Caleb Daniel at Notre Dame (March 21)
Hits:.....	4 - Kyle Lodise at Notre Dame (March 21)
.....	4 - Caleb Daniel at Notre Dame (March 21)
.....	4 - Kyle Lodise vs. Clemson (March 29)
RBl:.....	6 - Alex Hernandez vs Pitt (March 16)
.....	6 - Kyle Lodise vs. Clemson (March 29)
Doubles:.....	2 - (12 times)
Triples:.....	1 - (7 times)
Home runs:.....	2 - Alex Hernandez vs Pitt (March 16)
Total bases:.....	8 - Alex Hernandez vs Pitt (March 16)
.....	8 - Drew Burress vs Pitt (March 16)
Walks:.....	4 - Alex Hernandez at Notre Dame (March 21)
Strikeouts:.....	4 - Caleb Daniel vs. Clemson (March 29)
Sac hits:.....	1 - (11 times)
Sac flies:.....	1 - (25 times)
Stolen bases:.....	2 - (7 times)
Hit by pitch:.....	2 - Vahn Lackey vs Marshall (Feb 23)
Caught stealing:.....	1 - (6 times)
Runners LOB:.....	5 - Alex Hernandez vs W. Michigan (Mar 02)
.....	5 - Parker Brosius at Notre Dame (March 21)
Fielding	
Putouts:.....	18 - Vahn Lackey vs Clemson (March 29)
Assists:.....	7 - Carson Kerce vs Georgia State (Mar 11)
Errors:.....	1 - (28 times)
Passed balls:.....	2 - Drew Rogers vs Western Michigan (Feb 28)
.....	2 - Drew Rogers vs. Gardner-Webb (Mar 18)
Pitching	
Innings pitched:.....	6.2 - Mason Patel at Notre Dame (March 22)
Runs allowed:.....	5 - Riley Stanford at Virginia Tech (March 09)
.....	5 - Tate McKee vs. Clemson (March 28)
Earned runs:.....	4 - Riley Stanford at Virginia Tech (March 09)
Walks allowed:.....	5 - Riley Stanford vs Western Michigan (March 02)
.....	5 - Jaylen Paden vs. Clemson (March 29)
Strikeouts:.....	10 - Tate McKee vs Western Michigan (Feb 28)
Hits allowed:.....	7 - Tate McKee vs Western Michigan (Feb 28)
.....	7 - Riley Stanford vs Western Michigan (March 02)
.....	7 - Tate McKee vs. Clemson (March 28)
Doubles allowed:.....	2 - (8 times)
Triples allowed:.....	1 - Tate McKee vs Marshall (Feb 21)
.....	1 - Caden Spivey vs Kennesaw State (March 04)
.....	1 - Tate McKee at Notre Dame (March 21)
Homers allowed:.....	2 - Sam Swygert at Virginia Tech (March 08)
.....	2 - Mason Patel vs. Clemson (March 28)
Wild pitches:.....	2 - Kayden Campbell vs Western Michigan (March 02)
Hit batters:.....	5 - Riley Stanford vs Marshall (Feb 23)

## BIG INNINGS BREAKDOWN

- Georgia Tech has been prone to devastating innings this season, scoring five or more runs in 14 innings this year.
- The Jackets are 12-0 this year when scoring 5 or more runs in an inning.
- The 10-run 4th inning against No. 3 Clemson was the 37th double-digit inning in program history and the first since scoring 12 against Long Island in 2023.

OPPONENT	DATE	INNING	RUNS SCORED	H	2B	3B	HR	RBI	BB	SCORE BEFORE INNING	SCORE AFTER INNING	FINAL
Old Dominion	2/15	9th	7	3	0	0	1 (Grand Slam)	7	3	0-3	7-3	7-3
Marshall	2/21	2nd	5	5	2	0	1 (Grand Slam)	5	1	3-0	8-0	12-1 (7)
West Georgia	2/26	7th	6	7	2	0	1 (3-run HR)	6	2	8-7	14-7	16-7
Western Michigan	2/28	2nd	6	5	1	0	2 (3-run & 2-run)	6	1	2-0	8-0	16-4
Western Michigan	2/28	6th	6	7	2	0	1 (3-run HR)	6	2 + HBP	8-4	14-4	16-4
Western Michigan	3/1	6th	9	9	1	0	1 (2-run HR)	9	1 + HBP	5-1	14-1	14-1 (7)
Western Michigan	3/2	2nd	5	3	1	0	0	3	1 + HBP	0-1	5-1	13-3 (7)
Kennesaw State	3/4	6th	5	3	0	0	1 (2-run HR)	5	2	6-4	11-4	11-4
Gardner-Webb	3/18	3rd	5	4	1	0	0	4	2	6-2	11-2	14-6
Notre Dame	3/22	2nd	5	6	2	1	1 (2-run HR)	5	0	0-0	5-0	9-5
Kennesaw State	3/25	6th	9	6	1	0	1 (Grand Slam)	8	4	5-3	14-3	15-4 (7)
#3 Clemson	3/29	4th	10	11	3	0	4 (3-run, solo, 3-run & solo)	10	1	3-0	13-0	18-2 (7)
Mercer	4/1	1st	8	3	2	1	0	7	3 + HBP	0-0	8-0	21-5 (7)
Mercer	4/1	6th	9	6	2	0	1 (2-run HR)	9	3 + HBP	12-3	21-3	21-5 (7)

# STARTERS

## STARTING PITCHERS GAME-BY-GAME

### STARTING PITCHER RECORDS

PITCHER	2025 Starts	2025 Record	GT Career Record
Tate McKee	6	4-0	7-2
Brady Jones	6	2-0	2-0
Riley Stanford	6	0-0	0-0
Connor Chicoli	3	0-0	0-0
Sam Swygert	2	1-0	1-0
Caden Spivey	2	0-0	0-0
Alex Hernandez	1	0-0	0-0

\* CAREER RECORD IS RECORD AS A STARTER (NOT OVERALL)

PITCHER	DATE	OPPONENT	DEC.	IP	H	R	ER	BB	SO	NP	SCORE	FINAL
												W/LEFT
Tate McKee	2/14	Old Dominion	ND	5.0	2	1	0	2	3	72	1-1	W, 3-2
Brady Jones	2/15	Old Dominion	ND	0.0	1	3	3	3	0	22	0-3	W, 7-3
Riley Stanford	2/16	Old Dominion	ND	4.0	5	1	1	1	5	68	0-1	W, 7-4
Connor Chicoli	2/18	at GASO	ND	2.0	5	3	3	0	0	30	1-3	W, 5-3
Tate McKee	2/21	Marshall	WIN	5.0	3	1	1	2	6	75	9-1	W, 12-1
Brady Jones	2/22	Marshall	ND	5.0	1	1	1	2	7	70	1-1	L, 2-4
Riley Stanford	2/23	Marshall	ND	4.0	2	3	1	2	3	76	5-3	W, 11-6
Caden Spivey	2/24	Marshall	ND	3.0	2	2	2	2	3	61	5-2	L, 8-12
Connor Chicoli	2/26	West Georgia	ND	4.0	6	3	3	0	3	57	5-3	W, 16-7
Tate McKee	2/28	Western Michigan	WIN	5.0	7	3	3	2	10	85	8-4	W, 16-4
Brady Jones	3/1	Western Michigan	WIN	5.0	3	1	0	3	9	89	5-1	W, 14-1
Riley Stanford	3/2	Western Michigan	ND	4.0	7	3	3	5	6	98	8-3	W, 13-3
Caden Spivey	3/4	Kennesaw State	ND	1.1	4	4	3	2	3	42	2-4	W, 11-4
Tate McKee	3/7	at Virginia Tech	ND	4.1	4	3	2	2	7	97	2-3	W, 4-3
Brady Jones	3/8	at Virginia Tech	ND	2.0	1	3	3	4	2	51	1-3	L, 5-8
Riley Stanford	3/9	at Virginia Tech	ND	3.0	4	5	4	4	3	52	6-5	W, 8-6
Connor Chicoli	3/11	vs. Georgia St.	ND	4.0	2	0	0	2	2	71	2-0	W, 4-2
Tate McKee	3/14	vs. Pitt	WIN	6.0	2	1	1	2	6	94	7-1	W, 10-1
Brady Jones	3/15	vs. Pitt	WIN	4.0	5	0	0	3	3	74	2-0	W, 11-1
Riley Stanford	3/16	vs. Pitt	ND	3.1	2	3	3	2	4	62	6-3	L, 10-12
Alex Hernandez	3/18	vs. Gardner-Webb	ND	3.0	1	2	2	1	0	39	11-2	W, 14-6
Tate McKee	3/21	at Notre Dame	WIN	5.0	5	3	3	1	7	101	13-3	W, 18-7
Brady Jones	3/22	at Notre Dame	ND	2.1	4	3	2	2	5	54	5-3	W, 9-5
Riley Stanford	3/23	at Notre Dame	ND	3.0	2	2	1	1	3	57	2-2	W, 10-2
Sam Swygert	3/25	at Kennesaw St.	ND	1.0	1	1	1	0	1	15	1-1	W, 15-4
Tate McKee	3/28	vs. Clemson	ND	5.0	7	5	3	1	6	101	5-5	L, 7-9
Brady Jones	3/29	vs. Clemson	WIN	5.0	3	1	0	4	6	96	13-1	W, 18-2
Riley Stanford	3/29	vs. Clemson	ND	2.0	5	2	2	1	4	40	0-2	L, 3-4
Sam Swygert	4/1	vs Mercer	WIN	3.0	1	0	0	0	2	43	10-0	W, 21-5

### STARTING PITCHER STATS

(All games Sorted by Earned run avg)

Player	era	w-l	app	gs	cg	sho	sv	ip	h	r	er	bb	so	2b	3b	hr	b/avg	wp	hp	bk	sfa	sha
Sam Swygert	2.25	1-0	2	2	0	0/0	0	4.0	2	1	1	0	3	0	0	1	.133	1	0	0	0	0
Tate McKee	3.31	4-0	7	7	0	0/0	0	35.1	30	17	13	12	45	7	2	3	.229	1	3	1	1	1
Brady Jones	3.47	3-0	7	7	0	0/0	0	23.1	18	12	9	21	32	1	0	1	.209	2	4	0	0	1
Connor Chicoli	5.40	0-0	3	3	0	0/0	0	10.0	13	6	6	2	5	4	0	1	.333	0	0	0	1	1
Riley Stanford	5.79	0-0	7	7	0	0/0	0	23.1	27	19	15	16	28	5	0	5	.300	0	9	0	0	3
Alex Hernandez	6.00	0-0	1	1	0	0/0	0	3.0	1	2	2	1	0	0	0	1	.111	0	1	0	0	0
Caden Spivey	10.38	0-0	2	2	0	0/0	0	4.1	6	6	5	4	6	1	1	0	.316	1	1	0	1	0
Totals	4.44	8-0	29	29	0	0/0	0	103.1	97	63	51	56	119	18	3	12	.249	5	18	1	3	6
Opponents	10.39	2-13	29	29	0	0/0	0	101.1	150	126	117	63	89	46	2	25	.339	15	12	1	9	5



**BULLPEN GAME-BY-GAME**

OPPONENT	DATE	W-L-S	PITCHERS	INN.	IP	H	R-ER	BB-SO
Old Dominion	Feb. 14	1-0-0	Ballard, Paden (W)	6th	4.0	4	1-1	0-7
Old Dominion	Feb. 15	1-0-0	Gaudette, Spivey, Swygert, Barfield, McMullen, Royer (W)	1st	9.0	3	<b>0-0</b>	4-16
Old Dominion	Feb. 16	1-0-1	Bursema, Campbell (W), Evans, Hernandez (SV)	5th	5.0	4	3-3	4-9
at GASO	Feb. 18	1-0-1	Patel (W), Gaudette, Paden (SV)	3rd	7.0	2	<b>0-0</b>	1-12
Marshall	Feb. 21	0-0-0	Swygert, Campbell	6th	2.0	1	<b>0-0</b>	0-2
Marshall	Feb. 22	0-1-0	Ballard, Gaudette, McMullen	6th	4.0	4	3-3	2-4
Marshall	Feb. 23	1-0-0	Bursema, Patel (W), Royer, Lankie, Johnson	5th	5.0	6	3-3	2-4
Marshall	Feb. 24	0-1-0	Swygert, Gaudette, Hernandez, Campbell, Musci, Barfield	4th	6.0	14	10-10	3-7
West Georgia	Feb. 26	1-0-0	Barfield, Royer, Patel, Johnson, McKelvey	5th	5.0	8	4-4	1-5
Western Michigan	Feb. 28	0-0-1	Bursema, Gaudette, Ballard (SV)	6th	4.0	1	1-1	0-3
Western Michigan	March 1	0-0-0	Swygert, Paden	6th	2.0	2	<b>0-0</b>	1-2
Western Michigan	March 2	1-0-0	McMullen (W), Campbell	5th	3.0	2	<b>0-0</b>	1-4
Kennesaw State	March 4	1-0-0	Patel (W), Gaudette, Swygert, Hernandez, Royer	2nd	7.2	6	<b>0-0</b>	1-9
at Virginia Tech	March 7	1-0-0	Patel (W)	5th	4.2	0	<b>0-0</b>	1-2
at Virginia Tech	March 8	0-1-0	Ballard (L), Swygert, Cambell, Gaudette	3rd	7.0	8	5-5	0-5
at Virginia Tech	March 9	1-0-1	Paden, Spivey (W), Barfield, McMullen (SV)	4th	6.0	3	1-1	3-6
vs. Georgia St	March 11	1-0-0	McMullen, Swygert, Ballard, Barfield, Patel (W)	5th	5.0	1	4-2	4-0
vs. Pitt	March 14	0-0-0	Spivey, Royer	7th	3.0	1	<b>0-0</b>	3-4
vs. Pitt	March 15	0-0-1	Patel (SV)	5th	3.0	3	1-1	1-4
vs. Pitt	March 16	0-1-0	Gaudette, Barfield, Swygert (L), Campbell, McMullen, McKelvey, Chicoli	4th	5.2	11	9-9	5-5
vs. Gardner-Webb	March 18	1-0-0	Johnson (W), Royer, Evans, Lankie, Ballard	4th	6.0	6	4-1	2-12
at Notre Dame	March 21	0-0-1	Johnson, Barfield (SV)	6th	3.0	5	4-4	0-5
at Notre Dame	March 22	1-0-0	Patel (W)	3rd	6.2	4	2-1	0-7
at Notre Dame	March 23	1-0-0	Gaudette, Paden (W), Spivey	4th	6.0	4	<b>0-0</b>	2-11
at Kennesaw St.	March 25	1-0-0	Ballard (W), Campbell, Royer, Lankie	2nd	6.0	5	3-3	3-9
vs. Clemson	March 28	0-1-0	Patel (L)	6th	4.0	4	4-3	2-4
vs. Clemson	March 29	0-0-0	Lankie, Chicoli	6th	2.0	1	1-1	1-2
vs. Clemson	March 29	0-1-0	Paden, Spivey, Barfield, Gaudette, Campbell, Ballard	3rd	7.0	4	2-1	7-14
vs Mercer	April 1	0-0-0	Chicoli, Campbell, Gaudette, Stanford, Barfield, McMullen	4th	4.0	3	5-4	2-5

**BULLPEN STATS**
**(All games Sorted by Earned run avg)**

Player	era	w-l	app	gs	cg	sho	sv	ip	h	r	er	bb	so	2b	3b	hr	b/avg	wp	hp	bk	sfa	sha
Caden Spivey	0.00	1-0	5	0	0	0/0	0	10.1	4	0	0	8	15	0	0	0	.118	0	0	0	0	1
Riley Stanford	0.00	0-0	1	0	0	0/0	0	0.1	1	1	0	1	0	0	0	0	.500	0	1	0	0	0
Jaylen Paden	0.61	2-0	6	0	0	0/0	1	14.2	6	1	1	8	24	0	0	0	.120	1	2	0	0	0
Mason Patel	1.34	7-1	9	0	0	0/0	1	33.2	17	7	5	6	32	3	0	3	.148	1	4	0	1	1
Kayden Campbell	2.25	1-0	9	0	0	0/0	0	8.0	7	2	2	2	12	2	0	1	.226	3	3	0	0	0
Brett Barfield	2.84	0-0	9	0	0	0/0	1	6.1	7	3	2	2	7	1	0	2	.269	0	2	0	0	0
Connor Chicoli	3.00	0-0	3	0	0	0/0	0	3.0	3	1	1	0	3	0	0	0	.273	0	0	0	1	0
Cooper McMullen	3.68	1-0	7	0	0	0/0	1	7.1	4	3	3	6	5	1	0	1	.174	0	1	0	0	1
Cole Royer	5.40	1-0	7	0	0	0/0	0	6.2	9	4	4	4	9	2	0	0	.346	3	2	0	1	0
Sam Swygert	5.56	0-1	8	0	0	0/0	0	11.1	12	7	7	3	12	4	0	2	.261	1	2	0	1	0
Carson Ballard	6.57	1-2	8	0	0	0/0	1	12.1	16	9	9	2	15	5	0	1	.308	0	2	0	0	0
Ryan Johnson	6.75	1-0	4	0	0	0/0	0	4.0	4	3	3	0	7	1	0	1	.250	1	2	0	0	0
Caden Gaudette	6.94	0-1	11	0	0	0/0	0	11.2	15	9	9	3	17	3	0	2	.319	0	1	0	2	1
Jake Lankie	9.00	0-0	4	0	0	0/0	0	4.0	6	4	4	1	9	2	0	1	.333	0	0	0	0	0
Alex Hernandez	9.00	0-1	3	0	0	0/0	1	3.0	2	3	3	2	3	0	0	1	.182	0	0	0	0	0
Adam McKelvey	9.00	0-0	2	0	0	0/0	0	1.0	1	1	1	1	1	0	0	0	.333	0	0	0	0	0
Porter Bursema	13.50	0-0	3	0	0	0/0	0	2.2	3	4	4	3	6	0	0	0	.300	0	4	0	1	0
Joshua Evans	13.50	0-0	2	0	0	0/0	0	0.2	2	4	1	3	1	0	0	0	.400	1	1	0	0	0
Thorpe Musci	27.00	0-0	1	0	0	0/0	0	0.2	1	2	2	1	1	0	0	1	.333	1	0	0	0	0
Totals	3.81	15-6	29	0	0	0/0	6	141.2	120	68	60	56	179	24	0	16	.227	12	27	0	7	4
Opponents	9.39	4-10	29	0	0	0/0	3	129.1	185	166	135	114	122	43	5	22	.339	22	22	3	16	6

**2025 OVERALL STATS**

**@GTBASEBALL**  
**Overall Statistics for Georgia Tech (as of Apr 01, 2025)**  
**(All games Sorted by Batting avg)**

Record: 23-6 Home: 16-5 Away: 7-1 ACC: 8-4

Player	avg	gp-gs	ab	r	h	2b	3b	hr	rbi	tb	slg%	bb	hp	so	gdp	ob%	sf	sh	sb-att	po	a	e	fld%	
Kent Schmidt	.415	21-21	82	26	34	11	0	2	26	51	.622	12	3	12	0	.485	4	0	4-4	147	3	0	1.000	
Carson Kerce	.411	29-28	90	25	37	12	0	0	23	49	.544	16	2	12	1	.495	3	2	5-7	24	58	2	.976	
Kyle Lodise	.393	29-29	117	44	46	15	2	12	38	101	.863	22	4	22	1	.500	1	0	7-7	24	63	4	.956	
Drew Burress	.363	29-29	113	42	41	16	0	10	37	87	.770	27	2	19	0	.486	2	0	8-9	62	2	1	.985	
Caleb Daniel	.353	24-23	85	31	30	10	1	3	15	51	.600	14	5	13	0	.471	0	0	4-4	26	11	0	1.000	
Vahn Lackey	.343	29-29	108	23	37	5	0	2	21	48	.444	11	5	20	3	.414	4	2	9-10	209	23	5	.979	
Alex Hernandez	.324	29-29	111	28	36	5	2	9	39	72	.649	21	1	22	2	.420	5	0	3-3	59	25	5	.944	
Parker Brosius	.291	29-26	86	20	25	6	1	1	18	36	.419	17	4	27	0	.418	3	5	13-14	44	1	3	.938	
Tyler Neises	.277	24-15	65	12	18	4	1	1	13	27	.415	13	2	13	1	.407	1	0	3-3	13	1	2	.875	
-----																								
Nahanael Coupet	.333	7-0	3	2	1	0	0	0	1	1	.333	0	1	2	0	.500	0	0	0-0	3	0	0	1.000	
Will Baker	.250	17-6	32	10	8	3	0	1	10	14	.438	4	0	10	1	.324	1	1	0-0	8	18	1	.963	
Drew Rogers	.250	13-8	28	5	7	0	0	3	12	16	.571	5	0	16	0	.353	1	1	0-0	86	11	1	.990	
Nathan Waugh	.242	17-9	33	10	8	2	0	1	6	13	.394	9	1	12	1	.419	0	0	0-1	0	0	0	.000	
John Giesler	.222	12-8	27	6	6	0	0	1	4	9	.333	5	1	9	1	.364	0	0	0-0	15	1	0	1.000	
Connor Shouse	.125	9-1	8	6	1	0	0	1	4	4	.500	1	3	2	0	.417	0	0	1-1	1	0	0	1.000	
Joshua Evans	.000	11-0	0	2	0	0	0	0	0	0	.000	0	0	0	0	.000	0	0	0-0	5	0	0	1.000	
Totals	.339	29	988	292	335	89	7	47	267	579	.586	177	34	211	11	.446	25	11	57-63	735	243	28	.972	
Opponents	.236	29	918	131	217	42	3	28	124	349	.380	112	45	298	10	.345	10	10	17-27	692	216	31	.967	

LOB - Team (251), Opp (229). DPs turned - Team (14), Opp (14). IBB - Team (2), Burress, D 2, Opp (1). Picked off - Kerce, C 2, Hernandez, A 1.

**(All games Sorted by Earned run avg)**

Player	era	w-l	app	gs	cg	sho	sv	ip	h	r	er	bb	so	2b	3b	hr	b/avg	wp	hp	bk	sfa	sha		
Mason Patel	1.34	7-1	9	0	0	0/0	1	33.2	17	7	5	6	32	3	0	3	.148	1	4	0	1	1		
Tate McKee	3.31	4-0	7	7	0	0/0	0	35.1	30	17	13	12	45	7	2	3	.229	1	3	1	1	1		
Brady Jones	3.47	3-0	7	7	0	0/0	0	23.1	18	12	9	21	32	1	0	1	.209	2	4	0	0	1		
Riley Stanford	5.70	0-0	8	7	0	0/0	0	23.2	28	20	15	17	28	5	0	5	.304	0	10	0	0	3		
-----																								
Jaylen Paden	0.61	2-0	6	0	0	0/0	1	14.2	6	1	1	8	24	0	0	0	.120	1	2	0	0	0		
Kayden Campbell	2.25	1-0	9	0	0	0/0	0	8.0	7	2	2	2	12	2	0	1	.226	3	3	0	0	0		
Brett Barfield	2.84	0-0	9	0	0	0/0	1	6.1	7	3	2	2	7	1	0	2	.269	0	2	0	0	0		
Caden Spivey	3.07	1-0	7	2	0	0/0	0	14.2	10	6	5	12	21	1	1	0	.189	1	1	0	1	1		
Cooper McMullen	3.68	1-0	7	0	0	0/0	1	7.1	4	3	3	6	5	1	0	1	.174	0	1	0	0	1		
Sam Swygert	4.70	1-1	10	2	0	0/0	0	15.1	14	8	8	3	15	4	0	3	.230	2	2	0	1	0		
Connor Chicoli	4.85	0-0	6	3	0	0/0	0	13.0	16	7	7	2	8	4	0	1	.320	0	0	0	2	1		
Cole Royer	5.40	1-0	7	0	0	0/0	0	6.2	9	4	4	4	9	2	0	0	.346	3	2	0	1	0		
Carson Ballard	6.57	1-2	8	0	0	0/0	1	12.1	16	9	9	2	15	5	0	1	.308	0	2	0	0	0		
Ryan Johnson	6.75	1-0	4	0	0	0/0	0	4.0	4	3	3	0	7	1	0	1	.250	1	2	0	0	0		
Caden Gaudette	6.94	0-1	11	0	0	0/0	0	11.2	15	9	9	3	17	3	0	2	.319	0	1	0	2	1		
Alex Hernandez	7.50	0-1	4	1	0	0/0	1	6.0	3	5	5	3	3	0	0	2	.150	0	1	0	0	0		
Jake Lankie	9.00	0-0	4	0	0	0/0	0	4.0	6	4	4	1	9	2	0	1	.333	0	0	0	0	0		
Adam McKelvey	9.00	0-0	2	0	0	0/0	0	1.0	1	1	1	1	1	0	0	0	.333	0	0	0	0	0		
Porter Buursema	13.50	0-0	3	0	0	0/0	0	2.2	3	4	4	3	6	0	0	0	.300	0	4	0	1	0		
Joshua Evans	13.50	0-0	2	0	0	0/0	0	0.2	2	4	1	3	1	0	0	0	.400	1	1	0	0	0		
Thorpe Musci	27.00	0-0	1	0	0	0/0	0	0.2	1	2	2	1	1	0	0	1	.333	1	0	0	0	0		
Totals	4.08	23-6	29	29	0	0/0	6	245.0	217	131	111	112	298	42	3	28	.236	17	45	1	10	10		
Opponents	9.83	6-23	29	29	0	0/0	3	230.2	335	292	252	177	211	89	7	47	.339	37	34	4	25	11		

PB - Team (6), Rogers, D 5, Lackey, V 1, Opp (10). Pickoffs - Team (2), Stanford, R 1, Lackey, V 1, Opp (3). SBA/ATT - Lackey, V (13-17), Rogers, D (4-10), McKee, T (5-8), Stanford, R (5-8), Royer, C (0-2), Gaudette, C (2-2), Patel, M (2-2), Spivey, C (1-1), McMullen, C (0-1), Hernandez, A (1-1), Jones, B (0-1), Chicoli, C (1-1).

## 2025 ACC STATS

**@GTBASEBALL**  
**Conference statistics for Georgia Tech (as of Apr 01, 2025)**  
**(ACC games only Sorted by Batting avg)**

Record: 8-4 Home: 3-3 Away: 5-1 ACC: 8-4

Player	avg	gp-gs	ab	r	h	2b	3b	hr	rbi	tb	slg%	bb	hp	so	gdp	ob%	sf	sh	sb-att	po	a	e	fld%	
Carson Kerce	.429	12-12	42	8	18	4	0	0	13	22	.524	8	0	6	0	.500	2	1	3-4	10	25	2	.946	
Kyle Lodise	.418	12-12	55	17	23	6	1	8	18	55	1.000	6	0	9	1	.475	0	0	3-3	8	22	1	.968	
Kent Schmidt	.357	6-6	28	5	10	4	0	0	5	14	.500	1	0	6	0	.367	1	0	0-0	50	2	0	1.000	
Drew Burress	.347	12-12	49	18	17	9	0	4	11	38	.776	9	1	7	0	.458	0	0	2-2	24	1	1	.962	
Caleb Daniel	.333	12-12	48	17	16	5	1	2	12	29	.604	5	3	12	0	.429	0	0	0-0	16	0	0	1.000	
Alex Hernandez	.295	12-12	44	13	13	0	2	3	13	26	.591	13	0	11	0	.441	2	0	2-2	32	16	4	.923	
Vahn Lackey	.292	12-12	48	8	14	1	0	0	9	15	.313	6	0	10	1	.357	2	1	5-6	115	7	4	.968	
Tyler Neises	.233	11-7	30	4	7	2	0	0	5	9	.300	7	1	7	1	.395	0	0	2-2	5	0	1	.833	
Parker Brosius	.229	12-11	35	8	8	1	0	1	3	12	.343	9	0	10	0	.386	0	3	4-5	13	1	0	1.000	
Will Baker	.167	8-4	18	5	3	1	0	1	5	7	.389	2	0	5	1	.238	1	0	0-0	6	13	1	.950	
-----																								
Connor Shouse	1.000	2-0	1	1	1	0	0	1	2	4	4.000	0	0	0	0	1.000	0	0	0-0	0	0	0	.000	
John Giesler	.294	8-5	17	5	5	0	0	1	4	8	.471	4	1	6	1	.455	0	0	0-0	10	0	0	1.000	
Nathan Waugh	.286	5-2	7	2	2	0	0	0	1	2	.286	3	1	3	0	.545	0	0	0-0	0	0	0	.000	
Drew Rogers	.000	3-1	2	0	0	0	0	0	0	0	.000	1	0	1	0	.333	0	0	0-0	8	2	0	1.000	
Nahanael Coupet	.000	2-0	0	1	0	0	0	0	0	0	.000	0	1	0	0	1.000	0	0	0-0	2	0	0	1.000	
Joshua Evans	.000	4-0	0	1	0	0	0	0	0	0	.000	0	0	0	0	.000	0	0	0-0	3	0	0	1.000	
Totals	.323	12	424	113	137	33	4	21	101	241	.568	74	8	93	5	.426	8	5	21-24	306	103	15	.965	
Opponents	.237	12	388	60	92	17	1	16	57	159	.410	52	18	125	3	.351	3	6	7-11	302	100	9	.978	

LOB - Team (104), Opp (101). DPs turned - Team (6), Opp (5). IBB - Team (1), Burress, D 1, Opp (1). Picked off - Kerce, C 1, Hernandez, A 1.

**(ACC games only Sorted by Earned run avg)**

Player	era	w-l	app	gs	cg	sho	sv	ip	h	r	er	bb	so	2b	3b	hr	b/avg	wp	hp	bk	sfa	sha		
Jaylen Paden	0.84	1-0	3	0	0	0/0	0	10.2	5	1	1	6	17	0	0	0	.132	1	2	0	0	0		
Mason Patel	2.45	2-1	4	0	0	0/0	1	18.1	11	7	5	4	17	1	0	3	.175	0	3	0	1	1		
Brady Jones	3.38	2-0	4	4	0	0/0	0	13.1	13	7	5	13	16	1	0	0	.250	1	2	0	0	0		
Tate McKee	3.98	2-0	4	4	0	0/0	0	20.1	18	12	9	6	26	4	1	3	.231	0	2	1	1	1		
Riley Stanford	7.94	0-0	4	4	0	0/0	0	11.1	13	12	10	8	14	3	0	4	.289	0	2	0	0	2		
-----																								
Caden Spivey	0.00	1-0	4	0	0	0/0	0	7.1	3	0	0	7	10	0	0	0	.125	0	0	0	0	1		
Cooper McMullen	0.00	0-0	2	0	0	0/0	1	1.0	0	0	0	1	0	0	0	0	.000	0	0	0	0	0		
Cole Royer	0.00	0-0	1	0	0	0/0	0	1.0	0	0	0	1	2	0	0	0	.000	1	1	0	0	0		
Brett Barfield	2.45	0-0	4	0	0	0/0	1	3.2	5	2	1	0	6	1	0	1	.294	0	1	0	0	0		
Kayden Campbell	2.45	0-0	3	0	0	0/0	0	3.2	4	1	1	1	3	2	0	0	.267	1	2	0	0	0		
Connor Chicoli	4.50	0-0	2	0	0	0/0	0	2.0	3	1	1	0	2	0	0	0	.375	0	0	0	1	0		
Jake Lankie	9.00	0-0	1	0	0	0/0	0	1.0	1	1	1	1	2	0	0	1	.250	0	0	0	0	0		
Caden Gaudette	9.82	0-1	4	0	0	0/0	0	3.2	6	4	4	2	4	2	0	0	.400	0	0	0	0	1		
Carson Ballard	10.80	0-1	2	0	0	0/0	0	1.2	4	2	2	0	2	1	0	1	.444	0	0	0	0	0		
Sam Swygert	20.25	0-1	2	0	0	0/0	0	2.2	4	6	6	1	4	2	0	2	.333	0	1	0	0	0		
Adam McKelvey	27.00	0-0	1	0	0	0/0	0	0.1	0	1	1	1	0	0	0	0	.000	0	0	0	0	0		
Ryan Johnson	99.00	0-0	1	0	0	0/0	0	0.0	2	3	3	0	0	0	0	1	1.000	0	2	0	0	0		
Totals	4.32	8-4	12	12	0	0/0	3	102.0	92	60	49	52	125	17	1	16	.237	4	18	1	3	6		
Opponents	8.94	4-8	12	12	0	0/0	2	100.2	137	113	100	74	93	33	4	21	.323	14	8	3	8	5		

PB - Team (0), Opp (6). Pickoffs - Team (0), Opp (2). SBA/ATT - Lackey, V (7-10), McKee, T (2-3), Stanford, R (2-3), Patel, M (2-2), Spivey, C (1-1), McMullen, C (0-1), Jones, B (0-1), Rogers, D (0-1).



**2025 SEASON SUMMARY**

**@GTBASEBALL**  
**Games Summary for Georgia Tech (as of Apr 03, 2025)**  
**(All games)**

<b>Score by innings</b>	<b>1</b>	<b>2</b>	<b>3</b>	<b>4</b>	<b>5</b>	<b>6</b>	<b>7</b>	<b>8</b>	<b>9</b>	<b>Total</b>
Georgia Tech	38	45	31	27	28	59	32	14	18	292
Opponents	13	12	19	14	11	25	18	8	11	131

**Record when ...**

Overall	23-6	After 6 leading	18-2
Conference	8-4	..... trailing	2-3
Non-Conference	15-2	..... tied	3-1
Home games	16-5	After 7 leading	13-1
Away games	7-1	..... trailing	2-4
Neutral site	0-0	..... tied	1-1
Day games	18-4	After 8 leading	12-1
Night games	5-2	..... trailing	2-5
vs Left starter	11-2	..... tied	1-0
vs Right starter	12-4		
1-Run games	2-1	Hit 0 home runs	5-2
2-Run games	3-3	... 1 home run	7-2
5+Run games	15-0	... 2+ home runs	11-2
Extra innings	0-0		
Shutouts	0-0	Opponent 0 home runs	11-0
		..... 1 home run	10-3
Scoring 0-2 runs	0-1	..... 2+ HRs	2-3
..... 3-5 runs	4-2		
..... 6-9 runs	4-2	Made 0 errors	7-4
..... 10+ runs	15-1	.... 1 error	9-0
		.... 2+ errors	7-2
Opponent 0-2 runs	8-0		
..... 3-5 runs	10-2	Opp. made 0 errors	8-2
..... 6-9 runs	5-2	..... 1 error	8-3
..... 10+ runs	0-2	..... 2+ errors	7-1
Scored in 1st inning	12-4	Out-hit opponent	22-1
Opp. scored in 1st	7-2	Out-hit by opponent	1-3
Scores first	15-3	Hits are tied	0-2
Opp. scores first	8-3		

**Record when team scores:**

Runs	0	1	2	3	4	5	6	7	8	9	10+
W-L	0-0	0-0	0-1	1-1	2-0	1-1	0-0	2-1	1-1	1-0	15-1

**Record when opponent scores:**

Runs	0	1	2	3	4	5	6	7	8	9	10+
W-L	0-0	4-0	4-0	4-0	4-2	2-0	3-0	2-0	0-1	0-1	0-2

**Record when leading after:**

Inn.	1	2	3	4	5	6	7	8
W-L	10-3	16-2	17-2	18-2	19-2	18-2	13-1	12-1

**Record when trailing after:**

Inn.	1	2	3	4	5	6	7	8
W-L	5-2	5-3	4-3	2-3	3-2	2-3	2-4	2-5

**Record when tied after:**

Inn.	1	2	3	4	5	6	7	8
W-L	8-1	2-1	2-1	3-1	1-2	3-1	1-1	1-0

Current winning streak: 1  
 Longest winning streak: 6  
 Longest losing streak: 1

Home attendance : 33291 ( 21 dates avg = 1585 )  
 Away attendance : 6613 ( 8 dates avg = 826 )  
 Total attendance: 39904 ( 29 dates avg = 1376 )

**2025 SITUATIONAL STATS**

**@GTBASEBALL**  
**Batting Analysis for Georgia Tech (as of Apr 03, 2025)**  
**(All games Sorted by Player Name)**

Player	vs left			vs right			w/runners			w/bases empty			w/bases loaded			as leadoff			fly	gnd	fly/
	h	ab	avg	h	ab	avg	h	ab	avg	h	ab	avg	h	ab	avg	rch	op	pct	out	out	gnd
Will Baker	2	8	.250	6	24	.250	6	25	.240	2	7	.286	1	2	.500	1	4	.250	8	7	1.1
Parker Brosius	6	32	.188	19	54	.352	15	53	.283	10	33	.303	1	3	.333	4	15	.267	26	15	1.7
Drew Burress	14	36	.389	27	77	.351	23	59	.390	18	54	.333	3	6	.500	9	19	.474	32	20	1.6
Nahanael Coupet	1	1	1.000	0	2	.000	1	3	.333	0	0	.000	1	2	.500	0	0	.000	0	0	0.0
Caleb Daniel	8	25	.320	22	60	.367	15	42	.357	15	43	.349	0	0	.000	10	18	.556	26	17	1.5
John Giesler	4	18	.222	2	9	.222	4	16	.250	2	11	.182	0	3	.000	3	6	.500	7	4	1.8
Alex Hernandez	12	42	.286	24	69	.348	23	68	.338	13	43	.302	2	5	.400	11	24	.458	29	27	1.1
Carson Kerce	13	33	.394	24	57	.421	19	48	.396	18	42	.429	1	4	.250	13	27	.481	30	15	2.0
Vahn Lackey	13	38	.342	24	70	.343	22	61	.361	15	47	.319	1	4	.250	12	32	.375	25	30	0.8
Kyle Lodise	13	38	.342	33	79	.418	18	51	.353	28	66	.424	1	4	.250	29	49	.592	27	20	1.4
Tyler Neises	3	14	.214	15	51	.294	13	42	.310	5	23	.217	1	3	.333	6	12	.500	15	16	0.9
Drew Rogers	2	9	.222	5	19	.263	5	19	.263	2	9	.222	1	2	.500	2	5	.400	2	5	0.4
Kent Schmidt	16	33	.485	18	49	.367	23	55	.418	11	27	.407	1	2	.500	7	12	.583	25	15	1.7
Connor Shouse	1	3	.333	0	5	.000	1	6	.167	0	2	.000	0	2	.000	1	3	.333	0	4	0.0
Nathan Waugh	2	16	.125	6	17	.353	6	24	.250	2	9	.222	0	0	.000	4	8	.500	5	6	0.8
Totals	110	34	.318	225	64	.350	194	57	.339	141	41	.339	14	42	.333	112	23	.479	257	201	1.3
Opponents	17	65	.262	200	85	.234	99	43	.226	118	47	.246	9	31	.290	90	24	.367	190	218	0.9

Player	pinch hitting			w/runners in scoring pos			w/runner on 3r and LT 2 out			with 2 outs			success adv runners			2- rnrns			rch	rch	kl
	h	ab	avg	h	ab	avg	rbi	op	pct	h	ab	avg	adv	op	pct	rbi	w/o	lob	err	fc	kl
Will Baker	1	5	.200	5	15	.333	3	4	.750	3	13	.231	12	28	.429	3	7	11	1	0	0
Parker Brosius	1	1	1.000	10	32	.313	5	8	.625	11	33	.333	37	72	.514	10	11	29	1	3	6
Drew Burress	0	0	.000	16	34	.471	5	7	.714	15	36	.417	38	68	.559	11	8	19	3	5	4
Nahanael Coupet	1	2	.500	1	3	.333	0	0	.000	1	3	.333	1	3	.333	1	0	4	0	0	0
Caleb Daniel	1	1	1.000	6	26	.231	2	3	.667	11	31	.355	26	49	.531	6	3	16	0	3	6
John Giesler	0	2	.000	3	13	.231	0	2	.000	2	9	.222	9	19	.474	4	2	8	1	0	0
Alex Hernandez	0	0	.000	15	49	.306	10	14	.714	9	39	.231	46	81	.568	11	12	35	2	3	5
Carson Kerce	0	0	.000	16	35	.457	11	13	.846	14	32	.438	33	59	.559	10	9	25	1	3	3
Vahn Lackey	0	0	.000	12	35	.343	10	16	.625	9	26	.346	39	70	.557	6	17	20	2	4	11
Kyle Lodise	0	0	.000	9	29	.310	4	6	.667	12	33	.364	30	57	.526	16	3	22	3	4	10
Tyler Neises	1	4	.250	10	28	.357	3	5	.600	4	26	.154	25	47	.532	5	6	15	3	1	8
Drew Rogers	0	0	.000	5	14	.357	3	6	.500	2	12	.167	9	23	.391	3	2	10	0	0	3
Kent Schmidt	0	0	.000	18	36	.500	7	9	.778	10	26	.385	38	62	.613	4	15	18	0	1	4
Connor Shouse	0	4	.000	0	5	.000	1	1	1.000	0	3	.000	5	7	.714	1	0	4	1	2	1
Nathan Waugh	1	4	.250	3	15	.200	2	7	.286	2	10	.200	11	26	.423	3	1	10	0	3	2
Totals	6	23	.261	129	36	.350	66	10	.653	105	33	.316	359	67	.535	94	96	251	18	32	63
Opponents	6	33	.182	61	25	.240	43	61	.705	68	29	.227	213	51	.415	31	53	229	17	28	84

Success Advancing Runners = percentage of times the batter advanced at least one runner during a plate appearance  
 #Rnrns Adv w/Out = TOTAL number of runners advanced when the player made an out

**TEAM GAME-BY-GAME - Hitting**

Date	Opponent	ab	r	h	rbi	2b	3b	hr	tb	bb	ibb	sb	cs	hbp	sac	sf	gdp	k	po	a	e	lob	avg
Feb 14	OLD DOMINION	24	3	3	3	1	0	1	7	5	0	0	0	1	3	0	1	7	27	9	1	6	.125
Feb 15	OLD DOMINION	31	7	6	7	1	0	1	10	7	0	1	0	0	0	0	1	13	27	7	1	7	.164
Feb 16	OLD DOMINION	34	7	11	6	4	0	1	18	3	0	2	0	2	0	2	0	10	27	5	1	10	.225
Feb 18	at Georgia Southern	34	5	9	5	3	0	2	18	4	0	2	1	1	0	0	1	8	27	8	0	7	.236
Feb 21	MARSHALL	31	12	13	11	4	0	3	26	7	0	2	0	0	0	2	0	4	21	5	0	10	.273
Feb 22	MARSHALL	34	2	7	2	3	0	0	10	5	0	0	0	4	0	0	0	2	27	8	0	14	.261
Feb 23	MARSHALL	36	11	15	11	7	0	2	28	1	0	5	0	4	2	2	0	6	27	15	2	10	.286
Feb 24	MARSHALL	33	8	9	7	2	0	0	11	8	0	3	1	2	0	1	1	8	27	9	0	9	.284
Feb 26	WEST GEORGIA	39	16	17	15	4	1	3	32	9	0	6	0	1	0	2	0	6	27	11	0	11	.304
Feb 28	WESTERN MICHIG	38	16	15	16	3	1	4	32	4	0	1	0	2	0	0	0	5	27	9	1	4	.314
Mar 01	WESTERN MICHIG	34	14	18	14	4	0	1	25	3	0	3	0	1	0	2	0	6	21	8	1	8	.334
Mar 02	WESTERN MICHIG	30	13	14	12	7	0	1	24	5	0	3	1	4	0	1	0	4	21	8	0	9	.344
Mar 04	KENNESAW STAT	34	11	13	10	1	0	2	20	6	1	0	0	1	0	2	0	11	27	6	2	8	.347
*Mar 07	at Virginia Tech	35	4	9	4	0	0	0	9	7	0	6	1	0	0	0	0	9	27	7	2	11	.340
*Mar 08	at Virginia Tech	35	5	9	5	3	1	2	20	3	0	0	0	0	1	0	0	9	24	14	0	7	.335
*Mar 09	at Virginia Tech	35	8	11	7	3	1	0	16	7	1	2	1	2	1	1	0	10	27	10	1	11	.333
Mar 11	GEORGIA STATE	29	4	7	4	1	0	1	11	8	0	3	0	0	0	1	1	6	27	13	0	10	.329
*Mar 14	PITTSBURGH	33	10	10	9	2	0	1	15	7	0	1	0	1	1	0	0	3	27	9	0	8	.327
*Mar 15	PITTSBURGH	32	11	12	8	6	0	0	18	10	0	5	0	0	0	2	0	4	21	7	1	13	.330
*Mar 16	PITTSBURGH	37	10	12	10	4	0	4	28	3	0	1	0	3	0	1	1	11	27	12	0	7	.329
Mar 18	GARDNER-WEBB	36	14	13	11	3	0	0	16	8	0	2	0	0	0	1	0	8	27	6	2	7	.331
*Mar 21	at Notre Dame	41	18	17	18	3	1	4	34	12	0	1	0	0	0	1	1	6	24	9	1	12	.336
*Mar 22	at Notre Dame	38	9	13	9	3	1	2	24	2	0	1	0	0	0	1	1	4	27	7	2	5	.336
*Mar 23	at Notre Dame	36	10	9	6	1	0	0	10	7	0	3	0	0	1	0	0	14	27	7	2	7	.332
Mar 25	at Kennesaw State	32	15	12	13	3	0	2	21	10	0	0	0	1	1	1	0	11	21	7	0	9	.334
*Mar 28	CLEMSON	35	7	11	7	3	0	1	17	4	0	1	0	0	1	2	0	7	27	12	3	8	.333
*Mar 29	CLEMSON	36	18	19	16	4	0	6	41	7	0	0	0	2	0	0	1	5	21	7	1	9	.341
*Mar 29	CLEMSON	31	3	5	2	1	0	1	9	5	0	0	1	0	0	0	1	11	27	2	2	6	.335
Apr 01	MERCER	35	21	16	19	5	1	2	29	10	0	3	0	2	0	0	1	3	21	6	2	8	.339
Totals		988	292	335	267	89	7	47	579	177	2	57	6	34	11	25	11	211	735	243	28	251	.339



**TEAM GAME-BY-GAME - Pitching**

Date	Opponent	ip	h	r	er	bb	so	2b	3b	hr	wp	bk	hbp	dp	ibb	score	w-l	sv	era
Feb 14	OLD DOMINION	9.0	6	2	1	2	10	1	0	0	0	0	1	2	0	3-2	1-0	0	1.00
Feb 15	OLD DOMINION	9.0	4	3	3	7	16	0	0	0	0	0	2	0	0	7-3	2-0	0	2.00
Feb 16	OLD DOMINION	9.0	9	4	4	5	14	0	0	1	0	0	2	0	0	7-4	3-0	1	2.67
Feb 18	at Georgia Southern	9.0	7	3	3	1	12	2	0	1	0	0	0	0	0	5-3	4-0	2	2.75
Feb 21	MARSHALL	7.0	4	1	1	2	8	1	1	0	0	0	0	0	0	12-1	5-0	2	2.51
Feb 22	MARSHALL	9.0	5	4	4	4	11	0	0	1	0	0	1	0	0	2-4	5-1	2	2.77
Feb 23	MARSHALL	9.0	8	6	4	4	7	3	0	0	0	0	8	0	0	11-6	6-1	2	2.95
Feb 24	MARSHALL	9.0	16	12	12	5	10	3	0	4	1	0	2	0	0	8-12	6-2	2	4.11
Feb 26	WEST GEORGIA	9.0	14	7	7	1	8	3	0	1	2	0	0	1	0	16-7	7-2	2	4.44
Feb 28	WESTERN MICHIG	9.0	8	4	4	2	13	3	0	0	1	0	3	0	0	16-4	8-2	3	4.40
Mar 01	WESTERN MICHIG	7.0	5	1	0	4	11	0	0	0	1	0	1	1	0	14-1	9-2	3	4.07
Mar 02	WESTERN MICHIG	7.0	9	3	3	6	10	2	0	0	2	0	2	1	0	13-3	10-2	3	4.06
Mar 04	KENNESAW STAT	9.0	10	4	3	3	12	2	1	0	2	0	0	0	0	11-4	11-2	3	3.97
*Mar 07	at Virginia Tech	9.0	4	3	2	3	9	2	0	1	0	0	1	0	0	4-3	12-2	3	3.83
*Mar 08	at Virginia Tech	8.0	9	8	8	4	7	3	0	3	1	0	2	1	0	5-8	12-3	3	4.15
*Mar 09	at Virginia Tech	9.0	7	6	5	7	9	1	0	1	0	0	3	0	1	8-6	13-3	4	4.20
Mar 11	GEORGIA STATE	9.0	3	2	2	6	2	1	0	0	0	0	2	1	0	4-2	14-3	4	4.07
*Mar 14	PITTSBURGH	9.0	3	1	1	5	10	1	0	0	1	1	2	0	0	10-1	15-3	4	3.89
*Mar 15	PITTSBURGH	7.0	8	1	1	4	7	2	0	0	0	0	0	2	0	11-1	16-3	5	3.78
*Mar 16	PITTSBURGH	9.0	13	12	12	7	9	4	0	1	1	0	1	0	0	10-12	16-4	5	4.21
Mar 18	GARDNER-WEBB	9.0	7	6	3	3	12	1	0	1	2	0	1	1	0	14-6	17-4	5	4.15
*Mar 21	at Notre Dame	8.0	10	7	7	1	12	0	1	3	0	0	3	1	0	18-7	18-4	6	4.31
*Mar 22	at Notre Dame	9.0	8	5	3	2	12	0	0	1	0	0	1	0	0	9-5	19-4	6	4.25
*Mar 23	at Notre Dame	9.0	6	2	1	3	14	2	0	1	0	0	1	0	0	10-2	20-4	6	4.11
Mar 25	at Kennesaw State	7.0	6	4	4	3	10	3	0	1	1	0	0	1	0	15-4	21-4	6	4.14
*Mar 28	CLEMSON	9.0	11	9	6	3	10	1	0	3	0	0	2	1	0	7-9	21-5	6	4.22
*Mar 29	CLEMSON	7.0	4	2	1	5	8	0	0	1	0	0	1	1	0	18-2	22-5	6	4.13
*Mar 29	CLEMSON	9.0	9	4	.2	8	18	1	0	1	1	0	1	0	0	3-4	22-6	6	4.05
Apr 01	MERCER	7.0	4	5	4	2	7	0	0	2	1	0	2	0	0	21-5	23-6	6	4.08
Totals		245.0	217	131	111	112	298	42	3	28	17	1	45	14	1	292-131	23-6	6	4.08

**GT BASEBALL CAREER STATS - AT GEORGIA TECH**
**Will Baker**

Year	avg	qp-gs	ab	r	h	2b	3b	hr	rbi	tb	slg%	bb	hbp	so	gdp	ob%	sf	sh	sb-att	po	a	e	fld%
2025	.250	17-6	32	10	8	3	0	1	10	14	.438	4	0	10	1	.324	1	1	0-0	8	18	1	.963
TOTAL	.250	17-6	32	10	8	3	0	1	10	14	.438	4	0	10	1	.324	1	1	0-0	8	18	1	.963

**Carson Ballard**

Year	avg	qp-gs	ab	r	h	2b	3b	hr	rbi	tb	slg%	bb	hbp	so	gdp	ob%	sf	sh	sb-att	po	a	e	fld%
2024	.000	0-0	0	0	0	0	0	0	0	0	.000	0	0	0	0	.000	0	0	0-0	3	2	3	.625
2025	.000	0-0	0	0	0	0	0	0	0	0	.000	0	0	0	0	.000	0	0	0-0	1	1	0	1.000
TOTAL	.000	0-0	0	0	0	0	0	0	0	0	.000	0	0	0	0	.000	0	0	0-0	4	3	3	.700

Year	era	w-l	app	gs	cg	sho	sv	ip	h	r	er	bb	so	2b	3b	hr	bf	bavg	wp	hbp	bk	sfa	sha
2024	4.41	2-2	13	6	0	0/1	1	34.2	38	22	17	9	26	7	0	6	148	.286	1	2	1	1	3
2025	6.57	1-2	8	0	0	0/0	1	12.1	16	9	9	2	15	5	0	1	56	.308	0	2	0	0	0
TOTAL	4.98	3-4	21	6	0	0/1	2	47.0	54	31	26	11	41	12	0	7	204	.292	1	4	1	1	3

**Brett Barfield**

Year	avg	qp-gs	ab	r	h	2b	3b	hr	rbi	tb	slg%	bb	hbp	so	gdp	ob%	sf	sh	sb-att	po	a	e	fld%
2024	.000	0-0	0	0	0	0	0	0	0	0	.000	0	0	0	0	.000	0	0	0-0	0	1	1	.500
2025	.000	0-0	0	0	0	0	0	0	0	0	.000	0	0	0	0	.000	0	0	0-0	1	0	0	1.000
TOTAL	.000	0-0	0	0	0	0	0	0	0	0	.000	0	0	0	0	.000	0	0	0-0	1	1	1	.667

Year	era	w-l	app	gs	cg	sho	sv	ip	h	r	er	bb	so	2b	3b	hr	bf	bavg	wp	hbp	bk	sfa	sha
2024	6.75	0-0	16	0	0	0/0	0	16.0	22	15	12	10	18	6	0	1	83	.314	0	3	0	0	0
2025	2.84	0-0	9	0	0	0/0	1	6.1	7	3	2	2	7	1	0	2	30	.269	0	2	0	0	0
TOTAL	5.64	0-0	25	0	0	0/0	1	22.1	29	18	14	12	25	7	0	3	113	.302	0	5	0	0	0

**Parker Brosius**

Year	avg	qp-gs	ab	r	h	2b	3b	hr	rbi	tb	slg%	bb	hbp	so	gdp	ob%	sf	sh	sb-att	po	a	e	fld%
2023	.182	30-0	11	7	2	0	0	0	1	2	.182	2	0	2	0	.308	0	0	1-1	11	1	0	1.000
2024	.298	46-33	114	31	34	7	1	2	28	49	.430	25	6	20	0	.442	2	3	9-9	66	0	1	.985
2025	.291	29-26	86	20	25	6	1	1	18	36	.419	17	4	27	0	.418	3	5	13-14	44	1	3	.938
TOTAL	.289	105-59	211	58	61	13	2	3	47	87	.412	44	10	49	0	.426	5	8	23-24	121	2	4	.969

**Drew Burress**

Year	avg	qp-gs	ab	r	h	2b	3b	hr	rbi	tb	slg%	bb	hbp	so	gdp	ob%	sf	sh	sb-att	po	a	e	fld%
2024	.381	58-58	218	73	83	15	3	25	67	179	.821	58	5	37	6	.512	4	0	8-10	146	10	2	.987
2025	.363	29-29	113	42	41	16	0	10	37	87	.770	27	2	19	0	.486	2	0	8-9	62	2	1	.985
TOTAL	.375	87-87	331	115	124	31	3	35	104	266	.804	85	7	56	6	.503	6	0	16-19	208	12	3	.987

**Porter Buursema**

Year	avg	qp-gs	ab	r	h	2b	3b	hr	rbi	tb	slg%	bb	hbp	so	gdp	ob%	sf	sh	sb-att	po	a	e	fld%
2025	13.50	0-0	3	0	0	0/0	0	2.2	3	4	4	3	6	0	0	0	18	.300	0	4	0	1	0
TOTAL	13.50	0-0	3	0	0	0/0	0	2.2	3	4	4	3	6	0	0	0	18	.300	0	4	0	1	0

**GT BASEBALL CAREER STATS - AT GEORGIA TECH**
**Kayden Campbell**

Year	era	w-l	app	gs	cq	sho	sv	ip	h	r	er	bb	so	2b	3b	hr	bf	bavg	wp	hbp	bk	sfa	sha
2025	2.25	1-0	9	0	0	0/0	0	8.0	7	2	2	2	12	2	0	1	36	.226	3	3	0	0	0
TOTAL	2.25	1-0	9	0	0	0/0	0	8.0	7	2	2	2	12	2	0	1	36	.226	3	3	0	0	0

**Connor Chicoli**

Year	avg	gp-gs	ab	r	h	2b	3b	hr	rbi	tb	slg%	bb	hbp	so	gdp	ob%	sf	sh	sb-att	po	a	e	fld%
2025	.000	0-0	0	0	0	0	0	0	0	0	.000	0	0	0	0	.000	0	0	0-0	1	0	0	1.000
TOTAL	.000	0-0	0	0	0	0	0	0	0	0	.000	0	0	0	0	.000	0	0	0-0	1	0	0	1.000

Year	era	w-l	app	gs	cq	sho	sv	ip	h	r	er	bb	so	2b	3b	hr	bf	bavg	wp	hbp	bk	sfa	sha
2025	4.85	0-0	6	3	0	0/0	0	13.0	16	7	7	2	8	4	0	1	55	.320	0	0	0	2	1
TOTAL	4.85	0-0	6	3	0	0/0	0	13.0	16	7	7	2	8	4	0	1	55	.320	0	0	0	2	1

**Nahanael Coupet**

Year	avg	gp-gs	ab	r	h	2b	3b	hr	rbi	tb	slg%	bb	hbp	so	gdp	ob%	sf	sh	sb-att	po	a	e	fld%
2025	.333	7-0	3	2	1	0	0	0	1	1	.333	0	1	2	0	.500	0	0	0-0	3	0	0	1.000
TOTAL	.333	7-0	3	2	1	0	0	0	1	1	.333	0	1	2	0	.500	0	0	0-0	3	0	0	1.000

**Caleb Daniel**

Year	avg	gp-gs	ab	r	h	2b	3b	hr	rbi	tb	slg%	bb	hbp	so	gdp	ob%	sf	sh	sb-att	po	a	e	fld%
2025	.353	24-23	85	31	30	10	1	3	15	51	.600	14	5	13	0	.471	0	0	4-4	26	11	0	1.000
TOTAL	.353	24-23	85	31	30	10	1	3	15	51	.600	14	5	13	0	.471	0	0	4-4	26	11	0	1.000

**Brett Denby**

Year	avg	gp-gs	ab	r	h	2b	3b	hr	rbi	tb	slg%	bb	hbp	so	gdp	ob%	sf	sh	sb-att	po	a	e	fld%
2024	.000	4-0	0	0	0	0	0	0	0	0	.000	0	0	0	0	.000	0	0	0-0	0	1	0	1.000
TOTAL	.000	4-0	0	0	0	0	0	0	0	0	.000	0	0	0	0	.000	0	0	0-0	0	1	0	1.000

Year	era	w-l	app	gs	cq	sho	sv	ip	h	r	er	bb	so	2b	3b	hr	bf	bavg	wp	hbp	bk	sfa	sha
2024	99.00	0-0	1	0	0	0/0	0	0.0	2	2	2	2	0	0	0	0	4	1.000	1	0	0	0	0
TOTAL	99.00	0-0	1	0	0	0/0	0	0.0	2	2	2	2	0	0	0	0	4	1.000	1	0	0	0	0

**Joshua Evans**

Year	avg	gp-gs	ab	r	h	2b	3b	hr	rbi	tb	slg%	bb	hbp	so	gdp	ob%	sf	sh	sb-att	po	a	e	fld%
2025	.000	11-0	0	2	0	0	0	0	0	0	.000	0	0	0	0	.000	0	0	0-0	5	0	0	1.000
TOTAL	.000	11-0	0	2	0	0	0	0	0	0	.000	0	0	0	0	.000	0	0	0-0	5	0	0	1.000

Year	era	w-l	app	gs	cq	sho	sv	ip	h	r	er	bb	so	2b	3b	hr	bf	bavg	wp	hbp	bk	sfa	sha
2025	13.50	0-0	2	0	0	0/0	0	0.2	2	4	1	3	1	0	0	0	9	.400	1	1	0	0	0
TOTAL	13.50	0-0	2	0	0	0/0	0	0.2	2	4	1	3	1	0	0	0	9	.400	1	1	0	0	0

**GT BASEBALL CAREER STATS - AT GEORGIA TECH**
**Caden Gaudette**

Year	avg	gp-gs	ab	r	h	2b	3b	hr	rbi	tb	slg%	bb	hbp	so	gdp	ob%	sf	sh	sb-att	po	a	e	fld%
2024	.000	0-0	0	0	0	0	0	0	0	0	.000	0	0	0	0	.000	0	0	0-0	1	1	0	1.000
2025	.000	0-0	0	0	0	0	0	0	0	0	.000	0	0	0	0	.000	0	0	0-0	0	2	0	1.000
TOTAL	.000	0-0	0	0	0	0	0	0	0	0	.000	0	0	0	0	.000	0	0	0-0	1	3	0	1.000

Year	era	w-l	app	gs	cg	sho	sv	ip	h	r	er	bb	so	2b	3b	hr	bf	bavq	wp	hbp	bk	sfa	sha
2024	5.00	0-0	9	0	0	0/0	0	9.0	9	5	5	4	6	3	0	2	39	.273	1	1	0	0	1
2025	6.94	0-1	11	0	0	0/0	0	11.2	15	9	9	3	17	3	0	2	54	.319	0	1	0	2	1
TOTAL	6.10	0-1	20	0	0	0/0	0	20.2	24	14	14	7	23	6	0	4	93	.300	1	2	0	2	2

**John Giesler**

Year	avg	gp-gs	ab	r	h	2b	3b	hr	rbi	tb	slg%	bb	hbp	so	gdp	ob%	sf	sh	sb-att	po	a	e	fld%
2020	.250	3-0	4	0	1	0	0	0	0	1	.250	0	0	2	0	.250	0	0	0-0	0	2	0	1.000
2022	.323	22-6	31	6	10	1	0	1	8	14	.452	5	3	11	1	.450	1	0	0-0	20	0	0	1.000
2023	.333	47-41	156	34	52	13	2	8	37	93	.596	23	4	28	3	.422	4	0	3-3	234	24	6	.977
2024	.282	41-41	156	34	44	17	1	10	43	93	.596	20	5	37	8	.379	1	0	0-0	161	36	2	.990
2025	.222	12-8	27	6	6	0	0	1	4	9	.333	5	1	9	1	.364	0	0	0-0	15	1	0	1.000
TOTAL	.302	125-96	374	80	113	31	3	20	92	210	.561	53	13	87	13	.401	6	0	3-3	430	63	8	.984

**Alex Hernandez**

Year	avg	gp-gs	ab	r	h	2b	3b	hr	rbi	tb	slg%	bb	hbp	so	gdp	ob%	sf	sh	sb-att	po	a	e	fld%
2025	.324	29-29	111	28	36	5	2	9	39	72	.649	21	1	22	2	.420	5	0	3-3	59	25	5	.944
TOTAL	.324	29-29	111	28	36	5	2	9	39	72	.649	21	1	22	2	.420	5	0	3-3	59	25	5	.944

Year	era	w-l	app	gs	cg	sho	sv	ip	h	r	er	bb	so	2b	3b	hr	bf	bavq	wp	hbp	bk	sfa	sha
2025	7.50	0-1	4	1	0	0/0	1	6.0	3	5	5	3	3	0	0	2	24	.150	0	1	0	0	0
TOTAL	7.50	0-1	4	1	0	0/0	1	6.0	3	5	5	3	3	0	0	2	24	.150	0	1	0	0	0

**Ryan Johnson**

Year	avg	gp-gs	ab	r	h	2b	3b	hr	rbi	tb	slg%	bb	hbp	so	gdp	ob%	sf	sh	sb-att	po	a	e	fld%
------	-----	-------	----	---	---	----	----	----	-----	----	------	----	-----	----	-----	-----	----	----	--------	----	---	---	------

Year	era	w-l	app	gs	cg	sho	sv	ip	h	r	er	bb	so	2b	3b	hr	bf	bavq	wp	hbp	bk	sfa	sha
2025	6.75	1-0	4	0	0	0/0	0	4.0	4	3	3	0	7	1	0	1	18	.250	1	2	0	0	0
TOTAL	6.75	1-0	4	0	0	0/0	0	4.0	4	3	3	0	7	1	0	1	18	.250	1	2	0	0	0

**Brady Jones**

Year	avg	gp-gs	ab	r	h	2b	3b	hr	rbi	tb	slg%	bb	hbp	so	gdp	ob%	sf	sh	sb-att	po	a	e	fld%
2025	.000	0-0	0	0	0	0	0	0	0	0	.000	0	0	0	0	.000	0	0	0-0	0	4	1	.800
TOTAL	.000	0-0	0	0	0	0	0	0	0	0	.000	0	0	0	0	.000	0	0	0-0	0	4	1	.800

Year	era	w-l	app	gs	cg	sho	sv	ip	h	r	er	bb	so	2b	3b	hr	bf	bavq	wp	hbp	bk	sfa	sha
2025	3.47	3-0	7	7	0	0/0	0	23.1	18	12	9	21	32	1	0	1	112	.209	2	4	0	0	1
TOTAL	3.47	3-0	7	7	0	0/0	0	23.1	18	12	9	21	32	1	0	1	112	.209	2	4	0	0	1



**GT BASEBALL CAREER STATS - AT GEORGIA TECH**
**Carson Kerce**

Year	avg	gp-gs	ab	r	h	2b	3b	hr	rbi	tb	slg%	bb	hbp	so	gdp	ob%	sf	sh	sb-att	po	a	e	fld%
2024	.282	50-35	131	27	37	5	0	2	25	48	.366	21	4	36	4	.392	2	6	2-2	27	74	5	.953
2025	.411	29-28	90	25	37	12	0	0	23	49	.544	16	2	12	1	.495	3	2	5-7	24	58	2	.976
TOTAL	.335	79-63	221	52	74	17	0	2	48	97	.439	37	6	48	5	.435	5	8	7-9	51	132	7	.963

**Vahn Lackey**

Year	avg	gp-gs	ab	r	h	2b	3b	hr	rbi	tb	slg%	bb	hbp	so	gdp	ob%	sf	sh	sb-att	po	a	e	fld%
2024	.214	36-26	84	14	18	2	0	4	15	32	.381	12	3	18	4	.330	1	3	1-1	237	18	3	.988
2025	.343	29-29	108	23	37	5	0	2	21	48	.444	11	5	20	3	.414	4	2	9-10	209	23	5	.979
TOTAL	.286	65-55	192	37	55	7	0	6	36	80	.417	23	8	38	7	.377	5	5	10-11	446	41	8	.984

**Jake Lankie**

Year	avg	gp-gs	ab	r	h	2b	3b	hr	rbi	tb	slg%	bb	hbp	so	gdp	ob%	sf	sh	sb-att	po	a	e	fld%
2025	.000	0-0	0	0	0	0	0	0	0	0	.000	0	0	0	0	.000	0	0	0-0	0	0	1	.000
TOTAL	.000	0-0	0	0	0	0	0	0	0	0	.000	0	0	0	0	.000	0	0	0-0	0	0	1	.000

Year	era	w-l	app	gs	cq	sho	sv	ip	h	r	er	bb	so	2b	3b	hr	bf	bavq	wp	hbp	bk	sfa	sha
2025	9.00	0-0	4	0	0	0/0	0	4.0	6	4	4	1	9	2	0	1	19	.333	0	0	0	0	0
TOTAL	9.00	0-0	4	0	0	0/0	0	4.0	6	4	4	1	9	2	0	1	19	.333	0	0	0	0	0

**Kyle Lodise**

Year	avg	gp-gs	ab	r	h	2b	3b	hr	rbi	tb	slg%	bb	hbp	so	gdp	ob%	sf	sh	sb-att	po	a	e	fld%
2025	.393	29-29	117	44	46	15	2	12	38	101	.863	22	4	22	1	.500	1	0	7-7	24	63	4	.956
TOTAL	.393	29-29	117	44	46	15	2	12	38	101	.863	22	4	22	1	.500	1	0	7-7	24	63	4	.956

**Tate McKee**

Year	avg	gp-gs	ab	r	h	2b	3b	hr	rbi	tb	slg%	bb	hbp	so	gdp	ob%	sf	sh	sb-att	po	a	e	fld%
2024	.000	0-0	0	0	0	0	0	0	0	0	.000	0	0	0	0	.000	0	0	0-0	2	6	0	1.000
2025	.000	0-0	0	0	0	0	0	0	0	0	.000	0	0	0	0	.000	0	0	0-0	2	5	0	1.000
TOTAL	.000	0-0	0	0	0	0	0	0	0	0	.000	0	0	0	0	.000	0	0	0-0	4	11	0	1.000

Year	era	w-l	app	gs	cq	sho	sv	ip	h	r	er	bb	so	2b	3b	hr	bf	bavq	wp	hbp	bk	sfa	sha
2024	7.28	4-5	18	8	0	0/1	1	47.0	47	39	38	28	61	12	2	9	219	.257	3	4	1	2	2
2025	3.31	4-0	7	7	0	0/0	0	35.1	30	17	13	12	45	7	2	3	148	.229	1	3	1	1	1
TOTAL	5.57	8-5	25	15	0	0/1	1	82.1	77	56	51	40	106	19	4	12	367	.245	4	7	2	3	3

**Adam McKelvey**

Year	avg	gp-gs	ab	r	h	2b	3b	hr	rbi	tb	slg%	bb	hbp	so	gdp	ob%	sf	sh	sb-att	po	a	e	fld%
------	-----	-------	----	---	---	----	----	----	-----	----	------	----	-----	----	-----	-----	----	----	--------	----	---	---	------

Year	era	w-l	app	gs	cq	sho	sv	ip	h	r	er	bb	so	2b	3b	hr	bf	bavq	wp	hbp	bk	sfa	sha
2025	9.00	0-0	2	0	0	0/0	0	1.0	1	1	1	1	1	0	0	0	4	.333	0	0	0	0	0
TOTAL	9.00	0-0	2	0	0	0/0	0	1.0	1	1	1	1	1	0	0	0	4	.333	0	0	0	0	0

**GT BASEBALL CAREER STATS - AT GEORGIA TECH**

Cooper McMullen
-----------------

Year	avg	gp-gs	ab	r	h	2b	3b	hr	rbi	tb	slg%	bb	hbp	so	gdp	ob%	sf	sh	sb-att	po	a	e	fld%
2025	.000	0-0	0	0	0	0	0	0	0	0	.000	0	0	0	0	.000	0	0	0-0	0	1	0	1.000
TOTAL	.000	0-0	0	0	0	0	0	0	0	0	.000	0	0	0	0	.000	0	0	0-0	0	1	0	1.000

Year	era	w-l	app	gs	cq	sho	sv	ip	h	r	er	bb	so	2b	3b	hr	bf	bavg	wp	hbp	bk	sfa	sha
2025	3.68	1-0	7	0	0	0/0	1	7.1	4	3	3	6	5	1	0	1	31	.174	0	1	0	0	1
TOTAL	3.68	1-0	7	0	0	0/0	1	7.1	4	3	3	6	5	1	0	1	31	.174	0	1	0	0	1

Thorpe Musci
--------------

Year	avg	gp-gs	ab	r	h	2b	3b	hr	rbi	tb	slg%	bb	hbp	so	gdp	ob%	sf	sh	sb-att	po	a	e	fld%
------	-----	-------	----	---	---	----	----	----	-----	----	------	----	-----	----	-----	-----	----	----	--------	----	---	---	------

Year	era	w-l	app	gs	cq	sho	sv	ip	h	r	er	bb	so	2b	3b	hr	bf	bavg	wp	hbp	bk	sfa	sha
2025	27.00	0-0	1	0	0	0/0	0	0.2	1	2	2	1	1	0	0	1	4	.333	1	0	0	0	0
TOTAL	27.00	0-0	1	0	0	0/0	0	0.2	1	2	2	1	1	0	0	1	4	.333	1	0	0	0	0

Tyler Neises
--------------

Year	avg	gp-gs	ab	r	h	2b	3b	hr	rbi	tb	slg%	bb	hbp	so	gdp	ob%	sf	sh	sb-att	po	a	e	fld%
2024	.143	10-0	7	0	1	0	0	0	1	1	.143	1	0	4	0	.250	0	0	0-0	3	1	0	1.000
2025	.277	24-15	65	12	18	4	1	1	13	27	.415	13	2	13	1	.407	1	0	3-3	13	1	2	.875
TOTAL	.264	34-15	72	12	19	4	1	1	14	28	.389	14	2	17	1	.393	1	0	3-3	16	2	2	.900

Jaylen Paden
--------------

Year	avg	gp-gs	ab	r	h	2b	3b	hr	rbi	tb	slg%	bb	hbp	so	gdp	ob%	sf	sh	sb-att	po	a	e	fld%
2025	.000	0-0	0	0	0	0	0	0	0	0	.000	0	0	0	0	.000	0	0	0-0	1	0	0	1.000
TOTAL	.000	0-0	0	0	0	0	0	0	0	0	.000	0	0	0	0	.000	0	0	0-0	1	0	0	1.000

Year	era	w-l	app	gs	cq	sho	sv	ip	h	r	er	bb	so	2b	3b	hr	bf	bavg	wp	hbp	bk	sfa	sha
2025	0.61	2-0	6	0	0	0/0	1	14.2	6	1	1	8	24	0	0	0	60	.120	1	2	0	0	0
TOTAL	0.61	2-0	6	0	0	0/0	1	14.2	6	1	1	8	24	0	0	0	60	.120	1	2	0	0	0

Mason Patel
-------------

Year	avg	gp-gs	ab	r	h	2b	3b	hr	rbi	tb	slg%	bb	hbp	so	gdp	ob%	sf	sh	sb-att	po	a	e	fld%
2024	.000	0-0	0	0	0	0	0	0	0	0	.000	0	0	0	0	.000	0	0	0-0	3	4	0	1.000
2025	.000	0-0	0	0	0	0	0	0	0	0	.000	0	0	0	0	.000	0	0	0-0	1	3	0	1.000
TOTAL	.000	0-0	0	0	0	0	0	0	0	0	.000	0	0	0	0	.000	0	0	0-0	4	7	0	1.000

Year	era	w-l	app	gs	cq	sho	sv	ip	h	r	er	bb	so	2b	3b	hr	bf	bavg	wp	hbp	bk	sfa	sha
2024	8.25	2-3	14	5	0	0/0	0	36.0	54	33	33	16	32	9	0	6	175	.362	2	4	0	5	1
2025	1.34	7-1	9	0	0	0/0	1	33.2	17	7	5	6	32	3	0	3	127	.148	1	4	0	1	1
TOTAL	4.91	9-4	23	5	0	0/0	1	69.2	71	40	38	22	64	12	0	9	302	.269	3	8	0	6	2

Drew Rogers
-------------

Year	avg	gp-gs	ab	r	h	2b	3b	hr	rbi	tb	slg%	bb	hbp	so	gdp	ob%	sf	sh	sb-att	po	a	e	fld%
2025	.250	13-8	28	5	7	0	0	3	12	16	.571	5	0	16	0	.353	1	1	0-0	86	11	1	.990
TOTAL	.250	13-8	28	5	7	0	0	3	12	16	.571	5	0	16	0	.353	1	1	0-0	86	11	1	.990

Cole Royer
------------

Year	avg	gp-gs	ab	r	h	2b	3b	hr	rbi	tb	slg%	bb	hbp	so	gdp	ob%	sf	sh	sb-att	po	a	e	fld%
2025	.000	0-0	0	0	0	0	0	0	0	0	.000	0	0	0	0	.000	0	0	0-0	1	0	0	1.000
TOTAL	.000	0-0	0	0	0	0	0	0	0	0	.000	0	0	0	0	.000	0	0	0-0	1	0	0	1.000

Year	era	w-l	app	gs	cq	sho	sv	ip	h	r	er	bb	so	2b	3b	hr	bf	bavg	wp	hbp	bk	sfa	sha
2025	5.40	1-0	7	0	0	0/0	0	6.2	9	4	4	4	9	2	0	0	33	.346	3	2	0	1	0
TOTAL	5.40	1-0	7	0	0	0/0	0	6.2	9	4	4	4	9	2	0	0	33	.346	3	2	0	1	0

**GT BASEBALL CAREER STATS - AT GEORGIA TECH**
**Kent Schmidt**

Year	avg	gp-gs	ab	r	h	2b	3b	hr	rbi	tb	slg%	bb	hbp	so	gdp	ob%	sf	sh	sb-att	po	a	e	fld%
2025	.415	21-21	82	26	34	11	0	2	26	51	.622	12	3	12	0	.485	4	0	4-4	147	3	0	1.000
TOTAL	.415	21-21	82	26	34	11	0	2	26	51	.622	12	3	12	0	.485	4	0	4-4	149	6	1	.994

**Connor Shouse**

Year	avg	gp-gs	ab	r	h	2b	3b	hr	rbi	tb	slg%	bb	hbp	so	gdp	ob%	sf	sh	sb-att	po	a	e	fld%
2025	.125	9-1	8	6	1	0	0	1	4	4	.500	1	3	2	0	.417	0	0	1-1	1	0	0	1.000
TOTAL	.125	9-1	8	6	1	0	0	1	4	4	.500	1	3	2	0	.417	0	0	1-1	1	0	0	1.000

**Caden Spivey**

Year	avg	gp-gs	ab	r	h	2b	3b	hr	rbi	tb	slg%	bb	hbp	so	gdp	ob%	sf	sh	sb-att	po	a	e	fld%
2025	.000	0-0	0	0	0	0	0	0	0	0	.000	0	0	0	0	.000	0	0	0-0	0	1	0	1.000
TOTAL	.000	0-0	0	0	0	0	0	0	0	0	.000	0	0	0	0	.000	0	0	0-0	0	1	0	1.000

Year	era	w-l	app	gs	cq	sho	sv	ip	h	r	er	bb	so	2b	3b	hr	bf	bavg	wp	hbp	bk	sfa	sha
2025	3.07	1-0	7	2	0	0/0	0	14.2	10	6	5	12	21	1	1	0	68	.189	1	1	0	1	1
TOTAL	3.07	1-0	7	2	0	0/0	0	14.2	10	6	5	12	21	1	1	0	68	.189	1	1	0	1	1

**Riley Stanford**

Year	avg	gp-gs	ab	r	h	2b	3b	hr	rbi	tb	slg%	bb	hbp	so	gdp	ob%	sf	sh	sb-att	po	a	e	fld%
2023	.200	2-0	5	1	1	0	0	0	0	1	.200	0	0	4	0	.200	0	0	0-0	0	0	0	.000
2024	.000	2-0	2	0	0	0	0	0	0	0	.000	0	0	1	0	.000	0	0	0-0	0	1	0	1.000
2025	.000	0-0	0	0	0	0	0	0	0	0	.000	0	0	0	0	.000	0	0	0-0	1	6	1	.875
TOTAL	.143	4-0	7	1	1	0	0	0	0	1	.143	0	0	5	0	.143	0	0	0-0	1	7	1	.889

Year	era	w-l	app	gs	cq	sho	sv	ip	h	r	er	bb	so	2b	3b	hr	bf	bavg	wp	hbp	bk	sfa	sha
2024	5.94	2-1	19	0	0	0/1	1	16.2	22	15	11	12	18	3	0	3	88	.319	1	5	0	0	2
2025	5.70	0-0	8	7	0	0/0	0	23.2	28	20	15	17	28	5	0	5	122	.304	0	10	0	0	3
TOTAL	5.80	2-1	27	7	0	0/1	1	40.1	50	35	26	29	46	8	0	8	210	.311	1	15	0	0	5

**Sam Swygert**










Year	avg	gp-gs	ab	r	h	2b	3b	hr	rbi	tb	slg%	bb	hbp	so	gdp	ob%	sf	sh	sb-att	po	a	e	fld%
2025	.000	0-0	0	0	0	0	0	0	0	0	.000	0	0	0	0	.000	0	0	0-0	0	2	1	.667
TOTAL	.000	0-0	0	0	0	0	0	0	0	0	.000	0	0	0	0	.000	0	0	0-0	0	2	1	.667

Year	era	w-l	app	gs	cq	sho	sv	ip	h	r	er	bb	so	2b	3b	hr	bf	bavg	wp	hbp	bk	sfa	sha
2025	4.70	1-1	10	2	0	0/0	0	15.1	14	8	8	3	15	4	0	3	67	.230	2	2	0	1	0
TOTAL	4.70	1-1	10	2	0	0/0	0	15.1	14	8	8	3	15	4	0	3	67	.230	2	2	0	1	0

**Nathan Waugh**

Year	avg	gp-gs	ab	r	h	2b	3b	hr	rbi	tb	slg%	bb	hbp	so	gdp	ob%	sf	sh	sb-att	po	a	e	fld%
2025	.242	17-9	33	10	8	2	0	1	6	13	.394	9	1	12	1	.419	0	0	0-1	0	0	0	.000
TOTAL	.242	17-9	33	10	8	2	0	1	6	13	.394	9	1	12	1	.419	0	0	0-1	0	0	0	.000

## TV/RADIO ROSTER

**PARKER BROSIUS**OF • R/L • 6-2 • 193 • Jr.  
Suwanee, Ga. (Lambert HS)**KYLE LODISE**INF • R/R • 5-11 • 180 • Jr.  
Brunswick, Ga. (Augusta)**CARSON KERCE**INF • R/R • 6-1 • 200 • Soph.  
Marietta, Ga. (Pope HS)**ALEX HERNANDEZ**RHP/INF • R/R • 6-2 • 188 • Fr.  
Cumming, Ga. (Forsyth Central)**COOPER MCMULLEN**RHP • R/R • 6-3 • 186 • Fr.  
Bonaire, Ga. (Tattnall Square Academy)**CALEB DANIEL**UTL • L/R • 5-11 • 183 • Fr.  
Cartersville, Ga. (Cartersville HS)**WILL BAKER**INF • L/R • 6-0 • 188 • Fr.  
Upper Coomera, Queensland, Australia**DREW BURRESS**OF • R/R • 5-9 • 182 • Soph.  
Houston County, Ga. (Houston Co. HS)**CONNOR SHOUSE**RHP/INF • R/R • 6-1 • 175 • Fr.  
Jasper, Ga. (Pickens Co. HS)**KENT SCHMIDT**INF • L/R • 6-0 • 221 • Soph.  
Marietta, Ga. (Georgia Southern)**SAM SWYGERT**RHP • R/R • 6-1 • 215 • 5th  
Springfield, SC (The Citadel)**CAYDEN SHEFFIELD**OF • R/R • 6-1 • 184 • Fr.  
Dallas, Ga. (North Paulding HS)**RILEY STANFORD**RHP • R/R • 6-4 • 236 • R-So.  
Gainesville, Ga. (Buford HS)**ETHAN MURRAY**INF • R/R • 6-2 • 195 • Fr.  
Buford, Ga. (Buford HS)**COLE ROYER**RHP • R/R • 6-5 • 185 • Fr.  
Waynesville, Ga. (Pierce Co. HS)**NATHANAEL COUPET**C/OF • R/R • 5-11 • 205 • Soph.  
Boynton Beach, Fl. (North Broward Prep)**CADEN SPIVEY**RHP • R/R • 6-2 • 195 • Jr.  
Vidalia, Ga. (Notre Dame)**JOHN GIESLER**INF • R/R • 6-3 • 224 • 6th  
Marietta, Ga. (Walton HS)**TATE MCKEE**RHP • R/R • 6-3 • 203 • Soph.  
Kennesaw, Ga. (Mount Paran Christian)**JOSHUA EVANS**LHP • S/L • 6-3 • 187 • Fr.  
Lawrenceville, Ga. (Peachtree Ridge HS)**VAHN LACKEY**C/INF • R/R • 6-1 • 213 • Soph.  
Suwanee, Ga. (Collins Hill HS)**RYAN JOHNSON**RHP • R/R • 6-4 • 168 • Fr.  
Dallas, Ga. (Cartersville HS)**BRETT DENBY**INF • R/R • 5-11 • 180 • Jr.  
New Albany, Ind. (Jefferson HS)**JACKSON SOBEL**LHP • L/L • 6-2 • 186 • Soph.  
Charleston, SC  
(Oceanside Collegiate Academy)**MASON PATEL**RHP • R/R • 6-1 • 210 • 5th  
Knoxville, Tenn. (Georgia State)**PORTER BURSEMA**RHP • R/R • 6-1 • 198 • Soph.  
Woodstock, Ga. (Georgia Southern)**JACKSON BLAKELY**RHP • R/R • 6-0 • 211 • Fr.  
Thomasston Ga. (Upson-Lee HS)**BRETT BARFIELD**LHP • L/L • 6-1 • 198 • Jr.  
Cumming, Ga. (Florida State)**DREW ROGERS**C • R/R • 6-1 • 220 • Fr.  
Tempe, Ariz. (Hamilton HS)**JAKE LANKIE**RHP • R/R • 6-2 • 200 • Soph.  
Alpharetta, Ga. (Georgia)**THORPE MUSCI**RHP • R/R • 6-0 • 201 • Fr.  
Lilburn, Ga. (Parkview HS)**CADEN GAUDETTE**RHP • R/R • 6-0 • 207 • R-So.  
Alpharetta, Ga. (Milton HS)**CARSON BALLARD**RHP • R/R • 6-4 • 197 • Jr.  
Alpharetta, Ga. (Wesleyan HS)**TYLER NEISES**UTL • L/R • 6-3 • 220 • Soph.  
Dalton, Ga. (Dalton HS)**NATHAN WAUGH**C • R/R • 6-5 • 230 • 5th  
Placentia, Calif. (Cornell)**JAYLEN PADEN**RHP • R/R • 5-10 • 195 • 5th  
Atlanta, Ga. (Georgia Southern)**CONNOR CHICOLI**RHP • R/R • 6-3 • 185 • Fr.  
Raleigh, NC (Pro5 Baseball Academy)**KAYDEN CAMPBELL**LHP • R/L • 6-2 • 205 • Fr.  
Cincinnati, Ohio (Louisville)**ADAM MCKELVEY**LHP • L/L • 6-3 • 229 • Fr.  
Roswell, Ga. (Roswell HS)**BRADY JONES**RHP • R/R • 6-0 • 204 • Jr.  
Decatur, Ga. (Georgia State)