

GEORGIA TECH®

130TH SEASON • 35 NCAA REGIONAL APPEARANCES • 3 COLLEGE WORLD SERIES APPEARANCES • 9 ACC CHAMPIONSHIPS

2025 Official Game Notes | RamblinWreck.com | Contact: Anthony Brandt • abrandt@athletics.gatech.edu • (817) 757-6979

GEORGIA TECH BY THE NUMBERS

Overall Record.....	29-8
ACC Record.....	14-4
at Mac Nease Baseball Park.....	19-6
Road Games.....	10-1
Neutral Site Games.....	0-1
Streak.....	L1
Last 10.....	7-3

2025 SCHEDULE / RESULTS

Date	Opponent	Time/Result
2/14	OLD DOMINION	W, 3-2
2/15	OLD DOMINION	W, 7-3
2/16	OLD DOMINION	W, 7-4
2/18	GEORGIA SOUTHERN	W, 5-3
2/21	MARSHALL	W, 12-1 (7)
2/22	MARSHALL	L, 2-4
2/23	MARSHALL	W, 11-6
2/24	MARSHALL	L, 8-12
2/26	WEST GEORGIA	W, 16-7
2/28	WESTERN MICHIGAN	W, 16-4
3/1	WESTERN MICHIGAN	W, 14-1 (7)
3/2	WESTERN MICHIGAN	W, 13-3 (7)
3/4	KENNESAW STATE	W, 11-4
3/7	VIRGINIA TECH	W, 4-3
3/8	VIRGINIA TECH	L, 5-8
3/9	VIRGINIA TECH	W, 8-6
3/11	GEORGIA STATE	W, 4-2
3/14	PITTSBURGH	W, 10-1
3/15	PITTSBURGH	W, 11-1 (7)
3/16	PITTSBURGH	L, 10-12
3/18	GARDNER-WEBB	W, 14-6
3/21	NOTRE DAME	W, 18-7 (8)
3/22	NOTRE DAME	W, 9-5
3/23	NOTRE DAME	W, 10-2
3/25	KENNESAW STATE	W, 15-4 (7)
3/28	#3/6 CLEMSON	L, 7-9
3/29	#3/6 CLEMSON	W, 18-2 (7)
3/29	#3/6 CLEMSON	L, 3-4
4/1	MERCER	W, 21-5 (7)
4/4	STANFORD	W, 8-6
4/5	STANFORD	W, 10-3
4/6	STANFORD	W, 18-2 (7)
4/8	#9/11 AUBURN	L, 8-9
4/11	CALIFORNIA	W, 8-5
4/12	CALIFORNIA	W, 15-5 (8)
4/13	CALIFORNIA	W, 4-3
4/15	GEORGIA*	L, 2-5
4/18	MIAMI	8 pm
4/19	MIAMI	4 pm
4/20	MIAMI	1 pm
4/22	AUBURN	7 pm
4/25	VIRGINIA	6 pm
4/26	VIRGINIA	4 pm
4/27	VIRGINIA	1 pm
5/2	WESTERN CAROLINA	6 pm
5/3	WESTERN CAROLINA	4 pm
5/4	WESTERN CAROLINA	1 pm
5/6	GEORGIA SOUTHERN	6 pm
5/7	MERCER	6 pm
5/9	LOUISVILLE	6 pm
5/10	LOUISVILLE	4 pm
5/11	LOUISVILLE	1 pm
5/15	DUKE	6 pm
5/16	DUKE	6 pm
5/17	DUKE	6 pm

5/20 ACC TOURNAMENT DURHAM N.C.

* Game held at Truist Park
Home games in Gold

Weekend 10: #13/14 GEORGIA TECH at MIAMI



#13/14 GEORGIA TECH YELLOW JACKETS

Overall Record.....	29-8, 14-4 ACC
Ranking	#13 (PG, Coaches & BA), #14 (D1 & NCBWA)
Head Coach	Danny Hall
Career Record	1,440-782-1 (38th season)
Record at GT	1,232-665-1 (32nd season)
Record Last Week.....	3-0 vs Cal / 0-1 vs #3 UGA

MIAMI HURRICANES


Overall Record.....	21-17 (6-9 ACC)
Ranking	None
Head Coach	J.D. Arteaga
Career Record	48-47 (2nd season)
Record at UGA.....	Same
Record Last Week.....	2-1 vs Duke / 1-0 vs FAU

MATCHUPS AT A GLANCE

GT	OFFENSE	MIA	GT	PITCHING/DEFENSE	MIA
.337.....	Batting.....	.270	4.23.....	ERA.....	5.30
.577.....	Slugging.....	.436	313.0.....	IP.....	324.1
.440.....	On-Base Pct.....	.368	0.....	CGs.....	1
107.....	Doubles.....	.66	8.....	Saves.....	6
9.....	Triples.....	.2	355/145.....	K/BB.....	356/135
59.....	Home Runs.....	.47	.246.....	OBA.....	.249
218.....	Walks.....	.155	33.....	Errors.....	.41
61/67.....	SB/SBA.....	.50/58	26.....	Double Plays.....	.19


PROBABLE PITCHERS

Friday




Tate McKee
#22 | Soph. | 5-0
45.0 IP | 3.60 ERA
55 Ks | 1.24 WHIP

Saturday



Brady Jones
#99 | Jr. | 4-0
34.2 IP | 3.89 ERA
41 Ks | 1.56 WHIP

Sunday



Caden Spivey
#20 | Jr. | 2-0
24.2 IP | 2.55 ERA
24 Ks | 1.46 WHIP

TOP STORYLINES

- GT has been awarded the No. 13 ranking in Perfect Game, the USA Today Coaches' Poll and Baseball America's latest Top-25 polls and No. 14 according to D1 Baseball and the National College Baseball Writers Association.
- The Yellow Jackets sit atop the Atlantic Coast Conference standings with a 14-4 record.
- Tech moved up 4 places in the D1 Baseball Poll, the 2nd straight week GT has been the biggest riser (up 7 last week)
- Tech is off to its best start in 15 years (since 2010).
- The Jackets are 10-1 in road games this year, the best start in program history, dating back to 1895.
- Tech owns the most potent offense in the Power 4, leading the nations top four conferences in batting average (.337), doubles (107) and on-base % (.440).
- Tech is among the best in the P4 in hits (2nd - 424), runs-per-game (2nd - 9.9) and slugging % (4th - .577).
- The Jackets are the only ACC program, and one of only six Power 4 teams in the nation, to be Top 30 across DI in both runs-per-game (5th - 9.9) and ERA (27th - 4.17) - also No. 2 Ark., No. 2/4 Tenn., No. 8/9 LSU, No. 11/24 WVU and Iowa
- Since Danny Hall announced this as his final season on The Flats, GT is outscoring opponents 122-58 (12 games).
- Georgia Tech is averaging 2.89 doubles per game this season, the most in the nation - the program record for doubles/game is 2.51, set in the 1987 season.
- Tech pitching has struck out 10.2 per-9-innings this year, the program record for a full season is 10.00 set in 1998.
- Tech is Top 10 across Division I in the following statistical categories: Doubles (1st - 107), Avg. (2nd - .337), hits (4th - 424), runs-per-game (5th - 9.9), SAC flies (1st - 33),

slugging % (7th - .577) and on-base % (9th - .440).

- Four Yellow Jackets were named Midseason All-Americans: Drew Burress (1st Team / D1 Baseball & PG), Mason Patel (1st Team / D1 Baseball & PG), Kyle Lodise (2nd Team / PG) & Alex Hernandez (Freshman All-American / PG).
- Burress leads the Power 4 and is fourth overall with 19 doubles this year, two shy of getting into the Top 20 for doubles in a season over program history.
- Tech is the only program in the nation to have three players with 14 or more doubles: Burress (Power 4 leader - 19), Lodise (17) and Carson Kerce (14) and one of only five programs to have more than one (also Arizona State, Murray State, Richmond and Virginia - all with two).
- Lodise and Burress lead the ACC with 32 extra-base hits each, as one of the most potent 1-2 combos in the country. The next closest player in the conference sits at 27 XBH.
- Earlier this month, Burress passed college baseball hall of famer Mark Teixeira, among others, on the GT all-time home run leaderboard. He is currently 17th, tied with Anthony Maisano (1989-90). He is five home runs shy of the Top 10 and 20 away from the program record (Jason Varitek - 57).
- Burress leads Division I in career slugging % (.792) by a margin of .043. He is 5th among all of NCAA college baseball, including DII and DIII.
- Miami leads the all-time series 69-47-2 with Tech winning the series last year, 2-1.
- GT is looking for its sixth ACC series win of the year, the most since winning nine straight in 2019.
- Tech has not swept three ACC road series in the same season in program history.

2025 QUICK FACTS**GENERAL INFORMATION**

School.....Georgia Institute of Technology (Georgia Tech)
Location.....Atlanta, Ga.
Enrollment.....45,295
Founded.....1885
Nickname.....Yellow Jackets, Ramblin' Wreck
Mascot....."Buzz" the Yellow Jacket
Official Colors.....Tech Gold and White
Conference.....Atlantic Coast Conference (ACC)
President.....Dr. Angel Cabrera
Faculty Athletic Representative.....Dr. Jenna Jordan
Director of Athletics.....J Batt
Website.....www.RamblinWreck.com

BASEBALL STAFF

Head Coach.....Danny Hall (32nd season)
 Alma Mater, YearMiami-Ohio, 1977
Associate Head Coach / Recruiting - James Ramsey (7th year)
 Alma Mater, YearFlorida State, 2012
Assistant Coach/PitchingMatt Taylor (2nd year)
 Alma Mater, YearColumbus State, 2017
Assistant Coach/Catchers.....Josh Schulman (1st year)
 Alma Mater, YearRochester, 2015 & Texas A&M, 2017
Director of Baseball Operations.....Scott Stricklin
Strength and Conditioning.....Steve Tamborra
Athletic Trainer.....Paul Wolkoff
Equipment Manager.....Bill Shackelford

HISTORICAL INFORMATION

Record Since 1895.....2,668-1,711-27 (.608)
Record at Mac Nease Baseball Park (since 1985).....1,049-346-1 (.752)
ACC Regular Season Record (since 1980).....619-455-2 (.575)
ACC Regular Season Championships (Divisional).....9
 1987, 1993, 1997, 2000, 2004, 2005, (2011, 2019, 2021)
ACC Tournament Appearances.....43
ACC Tournament Record.....83-69 (.546)
ACC Tournament Championships.....9
 1985, 1986, 1987, 1988, 2000, 2003, 2005, 2012, 2014
NCAA Tournament Appearances.....35
 1959, 1971, 1985, 1986, 1987, 1988, 1989, 1990, 1991,
 1992, 1993, 1994, 1995, 1996, 1997, 1998, 2000, 2001,
 2002, 2003, 2004, 2005, 2006, 2008, 2009, 2010, 2011,
 2012, 2013, 2014, 2016, 2019, 2021, 2022, 2024
NCAA Tournament Record.....79-71 (.527)
NCAA Super Regional Appearances.....5
 2000, 2002, 2004, 2005, 2006
College World Series Appearances.....3
 1994 (2nd), 2002 (T-5th), 2006 (T-7th)
College World Series Record.....4-5 (.444)

STADIUM INFORMATION

Name.....Mac Nease Baseball Park at Russ Chandler Stadium
Year Opened.....1985
Last Renovated.....2020-21
Capacity.....3,194
Dimensions.....329-382-390-350-334
Fence Height.....10 feet
Address.....Fowler Street & Fifth Street, Atlanta, Ga. 30332

2025 TEAM INFORMATION

Lettermen Returning.....15
Starting Position Player.....4
Starting Pitchers.....2
Newcomers.....29

2024 YEAR IN REVIEW

Overall Record.....33-25
ACC Record.....15-15
ACC Finish.....Fourth - Coastal
ACC Tournament.....0-2
Final Ranking.....N/A

NO.	NAME	POS.	YR	B/T	HT	WT	HOMETOWN/LAST SCHOOL
1	Parker Brosius	OF	JR	R/L	6'1"	193	Suwanee, GA. (Lambert HS)
2	Kyle Lodise	INF	JR	R/R	5'11"	180	Brunswick, GA. (Augusta)
3	Carson Kerce	INF	Soph.	R/R	5'11"	200	Marietta, GA. (Pope HS)
4	Alex Hernandez	RHP/INF	FR	R/R	6'2"	188	Cumming, GA. (Forsyth Central HS)
5	Cooper McMullen	RHP/OF	FR	R/R	6'3"	186	Bonaire, GA. (Tattnall Square Academy)
6	Caleb Daniel	C/UTL	FR	L/R	5'11"	183	Cartersville, GA. (Cartersville HS)
7	William Baker	INF/UTL	FR	L/R	6'0"	188	Upper Coomera, Queensland Australia
8	Drew Burress	OF	Soph.	R/R	5'9"	182	Houston County, GA. (Houston County HS)
9	Connor Shouse	RHP/INF	FR	R/R	6'1"	175	Jasper, GA. (Pickens County HS)
10	Kent Schmidt	INF	Soph.	L/R	6'0"	221	Marietta, GA. (Georgia Southern)
12	Sam Swygert	RHP	5th	R/R	6'1"	215	Springfield, SC (The Citadel)
14	Cayden Sheffield	C/OF	FR	R/R	6'1"	184	Dallas, GA. (North Paulding HS)
15	Riley Stanford	RHP/OF	JR	R/R	6'4"	236	Gainesville, GA. (Buford HS)
16	Ethan Murray	INF	FR	R/R	6'2"	195	Buford, GA. (Buford HS)
18	Cole Royer	RHP	FR	R/R	6'5"	185	Waynesville, GA. (Pierce County HS)
19	Nathanael Coupet	C/OF	Soph.	R/R	5'11"	205	Boynton Beach, FL (North Broward Prep)
20	Caden Spivey	RHP	JR	R/R	6'2"	195	Vidalia, GA. (Notre Dame)
21	John Giesler	INF	6th	R/R	6'3"	224	Marietta, GA. (Walton HS)
22	Tate McKee	RHP	Soph.	R/R	6'3"	203	Kennesaw, GA. (Mount Paran Christian)
24	Joshua Evans	LHP/OF	FR	S/L	6'3"	187	Lawrenceville, GA. (Peachtree Ridge HS)
25	Vahn Lackey	C/INF	Soph.	R/R	6'1"	213	Suwanee, GA. (Collins Hill HS)
26	Ryan Johnson	RHP	FR	R/R	6'4"	168	Dallas, GA. (Cartersville HS)
27	Brett Denby	INF	Soph.	R/R	5'11"	170	New Albany, IN (Jefferson HS)
28	Jackson Sobel	LHP	Soph.	L/L	6'2"	186	Charleston, SC (Oceanside Collegiate Academy)
29	Mason Patel	RHP	5th	R/R	6'1"	210	Knoxville, TN Georgia State)
30	Porter Buursema	RHP	Soph.	R/R	6'1"	195	Woodstock, GA. (Georgia Southern)
31	Jackson Blakely	RHP	FR	R/R	6'0"	211	Thomaston GA. (Upson-Lee HS)
32	Brett Barfield	LHP	JR	L/L	6'1"	198	Cumming, GA. (Florida State)
34	Drew Rogers	C/INF	FR	R/R	6'1"	220	Tempe, AZ (Hamilton HS)
35	Jake Lankie	RHP	Soph.	R/R	6'2"	200	Alpharetta, GA. (Georgia)
36	Thorpe Musci	RHP	FR	R/R	6'0"	201	Lilburn, GA. (Parkview HS)
37	Caden Gaudette	RHP R-Soph.	R/R	R/R	6'0"	207	Alpharetta, GA. (Milton HS)
38	Carson Ballard	RHP	JR	R/R	6'4"	197	Alpharetta, GA. (Wesleyan HS)
39	Tyler Neises	INF/OF	Soph.	L/R	6'3"	220	Dalton, GA. (Dalton HS)
40	Nathan Waugh	C	5th	R/R	6'5"	230	Placentia, Calif. (Cornell)
42	Jaylen Paden	RHP	5th	R/R	5'10"	195	Atlanta, GA. (Georgia Southern)
45	Connor Chicoli	RHP	FR	R/R	6'3"	185	Raleigh, NC (Pro5 Baseball Academy)
49	Kayden Campbell	LHP	JR	R/L	6'2"	205	Cincinnati, OH (Louisville)
55	Adam McKelvey	LHP	FR	L/L	6'3"	229	Roswell, GA. (Roswell HS)
99	Brady Jones	RHP	JR	R/R	6'0"	204	Decatur, GA. (Georgia State)

Coaching Staff

Head Coach — Danny Hall (32nd season)
Associate Head Coach/Recruiting Coordinator — James Ramsey (7th season)
Assistant Coach — Josh Schulman (1st season)
Assistant Coach /Pitching — Matt Taylor (2nd Season)
Director of Pitching - Jason Richman (2nd Season)
Director of Operations - Scott Stricklin (1st season)
Player Development Coach - Steve Tamborra (25th season)
Athletic Trainer - Paul Wolkoff (16th season)

PRO-NUN-SEE-AY-SHUN GUIDE

Parker Brosius..... BRO-zhus
 Kyle Lodise.....LOW-deese
 Carson Kerce..... like "Curse"
 Nathanael Coupet..... coo-PAY
 John Giesler..... GEESE-ler
 Vahn Lackey..... Vaughn
 Thorpe Musci..... like "Musky"
 Tyler Neises.....NICE-sis
 Nathan Waugh..... WAH
 Jaylen Paden.....PAY-din
 Connor Chicoli..... chick-COLE-ee
 Adam McKelvey.....mick-KEL-vee
 Josh Schulman..... SHOOL-man

RECRUITING SUCCESS

• Tech has now signed top-5 classes in four of the last six years, top-10 classes in five of the last six years, and six-straight top-20 Perfect Game recruiting classes, leading the Atlantic Coast Conference in all categories.

• The 2024 freshman class was rated No. 2 in the nation and features three players ranked in PG's National top-100: Drew Rogers (No. 23 prospect / No. 3 Catcher), Connor Shouse (No. 83 prospect / No. 22 SS) and Alex Hernandez (No. 96 prospect / No. 8 3B).

• This class also contains one draft pick from the 2024 MLB draft who chose to come to GT instead (Cole Royer – drafted in the 20th round (601st overall) by the New York Yankees).

JACKETS FROM 2024 NO. 2 RECRUITING CLASS

Name	Hometown	Position	PG National Ranking
Will Baker	Upper Coomera, Queensland, Australia	INF	---
Jackson Blakely	Thomaston, Ga.	RHP	---
Connor Chicoli	Raleigh N.C.	RHP	342
Caleb Daniel	Cartersville, Ga.	UTL	187
Joshua Evans	Lawrenceville, Ga.	LHP	256
Alex Hernandez	Cumming, Ga.	RHP/INF	96
Ryan Johnson	Dallas, Ga.	RHP	462
Adam McKelvey	Roswell, Ga.	LHP	---
Cooper McMullen	Bonaire, Ga.	RHP/OF	364
Ethan Murray	Buford, Ga.	INF	282
Thorpe Musci	Lilburn, Ga.	RHP	223
Drew Rogers	Tempe, Ariz.	C	23
Cole Royer	Waynesville, Ga.	RHP	302
Cayden Sheffield	Dallas, Ga.	OF	262
Connor Shouse	Jasper, Ga.	RHP/INF	83

JACKETS FROM 2023 NO. 5 RECRUITING CLASS

Name	Hometown	Position
Drew Burress	Houston County, Ga.	OF
Nathanael Coupet	Boynton Beach, Fla.	C
Brett Denby	New Albany, Ind.	INF
Carson Kerce	Marietta, Ga.	INF
Vahn Lackey	Suwanee, Ga.	C
Tate McKee	Kennesaw, Ga.	RHP
Tyler Neises	Dalton, Ga.	INF
Jackson Sobel	Charleston, S.C.	LHP

JACKETS FROM 2022 NO. 3 RECRUITING CLASS

Name	Hometown	Position
Parker Brosius	Suwanee, Ga.	OF
Riley Stanford	Gainesville, Ga.	OF/RHP
Caden Gaudette	Alpharetta, Ga.	RHP
Carson Ballard	Alpharetta, Ga.	RHP

JACKETS FROM 2020 NO. 4 RECRUITING CLASS

Name	Hometown	Position
John Giesler	Marietta, Ga.	INF

CARDIAC JACKETS

• Georgia Tech baseball has been in for exciting baseball since 2019, posting a 34-21 record in one-run games.

• Since 2002, Tech has posted a nearly 60-percent win percentage in one-run games (.584).

GT BASEBALL RECORD IN 1-RUN GAMES - SINCE 2002

Year	Record	Pct.
2025	3-2	.600
2024	4-3	.571
2023	4-6	.400
2022	6-3	.667
2021	8-4	.667
2020	2-2	.500
2019	10-5	.667
2018	4-5	.444
2017	3-9	.250
2016	8-5	.615
2015	9-3	.750
2014	8-10	.444
2013	8-6	.571
2012	9-7	.563
2011	5-5	.500
2010	5-2	.714
2009	7-3	.700
2008	9-4	.692
2007	5-5	.500
2006	9-6	.600
2005	9-9	.500
2004	10-5	.667
2003	7-4	.636
2002	10-3	.769
TOTAL	160-114	.584

• The Cardiac Jackets wasted no time returning for 2025, winning opening day by one run, 3-2, after scoring the go-ahead run in the bottom of the eighth after an infield grounder from **Nathan Waugh** gave just enough time for **Drew Burress** to come sliding home from third, despite a 5-man infield from ODU.

• In the 2nd game, Tech fell behind, 3-0 before recording an out, only for the bullpen to come in and pitch 9.0 innings of scoreless ball, striking out a season high 16 and only allowing three base hits. The bullpen kept the game, 3-0, until the bottom of the ninth, when Tech exploded for seven runs, the most scored in a ninth inning in a decade of GT baseball.

• That 7-run 9th inning began with a 5-pitch walk by **Nathan Waugh** before **Vahn Lackey** delivered his 2nd hit of the game to put runners at 1st and 2nd. **Alex Hernandez** drew a walk on 4 pitches to load the bases for **Tyler Neises** who connected on an 0-1 pitch, driving it into left for a single and cutting the deficit to one run, 3-2. **Will Baker** reached on an error when his sacrifice bunt was mishandled by the ODU pitcher, loading the bases for **Kyle Lodise** who took his second walk of the day to score Hernandez and tie the game. The very next batter was **Drew Burress** and he made no mistake, smashing a 1-0 pitch over the wall in right for the walk-off opposite field walk-off grand slam.

• The Jackets began ACC play with a pair of ninth-inning rallies to take two of three at Virginia Tech. On Friday, GT had been trailing, 2-3, since the fifth inning but **Carson Kerce** and **Kyle Lodise** led off the inning with walks before being brought home off

singles from **Kent Schmidt** and **Alex Hernandez**, before **Patel** slammed the door in the bottom of the inning to earn the 4-3 win.

• In the series finale, Tech entered the 9th tied, 6-6 and had not scored since the 3rd. **John Giesler** led off the inning with a four-pitch walk, followed by a 5-pitch walk from **Parker Brosius**. It was freshman **Caleb Daniel** who came through in the clutch, launching a ground-rule double to put GT ahead, 7-6. **Carson Kerce** would drive home **Brosius** on a SAC fly to add the insurance run before the combination of **Brett Barfield** and **Cooper McMullen** shut down the VT bats for the victory and the 1st career save for **McMullen**.

IT STARTS AT HOME...

• Since 1985, Tech has won a whopping .752 percent of its games at home (1,048-336-1).

• In 31 home games in 2024, Tech has hit .339 with 75 doubles, five triples and 61 home runs for 279 RBI.

• Since 2002, Tech has only hit below .300 at home in two full seasons – 2017 and 2021.

• So far in 2025, the Jackets are 19-6 with a .349 average. 78 doubles, four triples and 40 HR for 235 RBI.

DANNY HALL - A LIVING LEGEND

• ABCA Hall of Famer **Danny Hall** joined the Top-10 winningest Division I coaches in history on March 15, when Tech defeated Pitt, 11-1 (7) - his 1,427th win.

• He became the 11th NCAA Division I coach all-time to reach the 1,400 career win mark on April 14 when Tech defeated then-No. 16 Virginia Tech, 11-7.

• In addition to his career-win milestone, Coach Hall also reached the 1,200 wins at Georgia Tech after defeating No. 9 Duke on May 12, 2024.

• He currently has 1,440 career wins – the 2nd most among active NCAA head coaches after South Carolina hired Paul Mainieri (1,525 career wins) this season.

• Hall is 4 wins away from tying Chuck Hartman (1,444 at High Point/Virginia Tech 1959-2006) for the 9th most in Division I history.

• Tech replaced Texas as the only program in Division I with 2 coaches in the all-time top-10 - Jim Morris coached at GT from 1982-93.

ALL-TIME WINNINGEST COACHES -- DIVISION I

Rk.	Coach	Wins
1.	Mike Martin	2,029
2.	Augie Garrido	1,975
3.	Gene Stephenson	1,768
4.	Mark Marquess	1,627
5.	<i>Jim Morris</i>	<i>1,594</i>
6.	Paul Mainieri *	1,525
7.	Larry Hays	1,508
8.	Mike Fox	1,487
9.	Chuck Hartman	1,444
10.	Danny Hall*	1,440

*Actively coaching

**Italics indicates they coached at GT

OFFENSE

Returning Starters

• Georgia Tech baseball returns four bats from the starting lineup of the 2024 Athens Regional Final: Drew Burress, John Giesler, Parker Brosius and Vahn Lackey.

• 2024 National Freshman of the Year (D1 Baseball/Perfect Game) and National Freshman Hitter of the Year (NCBWA) Drew Burress returns for his sophomore season after delivering one of the greatest freshman seasons in college baseball history last year.

• Burress led Georgia Tech in a myriad of categories last year, including average (.381), home runs (25) and RBI (67), becoming the 12th Yellow Jacket to win Tech's triple crown.

• He set the Georgia Tech record for most assists by an outfielder, gunning down 10 base-runners from center field while also setting the program record with four home runs in a single game, against Georgia State (Feb. 27, 2024).

• His .821 slugging percentage from last season gives him the highest career slugging percentage in program history, with a minimum of 200 at bats in White & Gold. It was the 4th highest slugging percentage in a single season by a Yellow Jacket, the best since 1926 and the first .800+ slugging season in 45 years (Tommy Thompson (.811) – 1979).

HIGHEST SLUG % - SINGLE SEASON - GT HISTORY

	Name	TB-AB	Slugging %	Season
1.	Tom Angley	93-100	.930	1926
2.	Bobby Reeves	97-109	.890	1926
3.	Doug Wycoff	81-98	.827	1926
4.	Drew Burress	179-218	.821	2024
5.	Tom Angley	68-83	.819	1925
6.	Tommy Thompson	103-127	.811	1979
7.	Jason Varitek	182-228	.798	1993
8.	Nomar Garciaparra	213-274	.777	1994
9.	Mark Teixeira	186-241	.772	2000
10.	Riccardo Ingram	179-237	.755	1987

**Italics indicates coached by Danny Hall*

DOUBLE TROUBLE

• Georgia Tech first led the nation in doubles at the start of March (March 2nd) & has been in the Top 3 ever since.

• The Jackets enter the weekend as the only program to have more than 90 doubles this season, let alone 100

Rank	Team	Conference	Doubles
1.	Georgia Tech	ACC	107
2.	Virginia Tech	ACC	98
3.	Arizona State	Big 12	97
3.	New Mexico	Mountain West	97
3.	Richmond	Atlantic 10	97
6.	Austin Peay	ASUN	90
6.	High Point	Big South	90
8.	Missouri St.	MVC	89
8.	LSU	SEC	89
8.	Texas	C-USA	89
8.	Tulane	American	89

• The program record for doubles in a season is 164, set in 1994.

• Tech hit 117 doubles last season and have only ever eclipsed 150 doubles four times, most recently in 2006 (156)

• Georgia Tech is the only program in the nation to have three players with 14+ doubles this season - nobody else has more than two and 244 programs don't have one.

TEAM	Players (No. of doubles)	No. of players
Georgia Tech	Drew Burress (18), Kyle Lodise (17), Carson Kerce (14)	3
Murray State	Jonathan Hogart (19), Luke Mistone (14)	2
Virginia	Eric Becker (16), Aidan Teel (14)	2
Richmond	Jack Arcamone (18), Jordan Jaffe (17)	2
Arizona State	Jacob Tobias (16), Matt King (14)	2
55 Teams		1

• **Caleb Daniel** is close behind with 12 doubles.

• **Kyle Lodise & Drew Burress** have proven to be the best 1-2 punch in the nation. They sit atop the ACC in extra base hits and rank among the very best across Division I this season.

Player	Team	2B	3B	HR	XBH
Kyle Lodise	GT	17	2	13	32
Drew Burress	GT	19	1	12	32
Alex Lodise	FSU	12	2	13	27
Ben Miller	Duke	8	0	15	23
Eric Becker	UVA	16	1	5	22
Ryan Zuckerman	Pitt	13	0	9	22
Max Williams	FSU	8	0	14	22
Josh Hogue	NCST	14	0	7	21
Kade Lewis	WF	11	0	10	21
Jarren Advincula	Cal	13	2	6	21
Marek Houston	WF	10	0	10	20

• **Lodise** leads all of Division I with 111 total bases. **Burress** is tied for 8th in D1 & 4th among P4 behind only Alex Lodise (FSU) and Korbey Dickerson, Indiana

• So far in 2025, the Georgia Tech offense is the best in the ACC and one of the very best in the country.

GEORGIA TECH — 2025 NAT'L/ACC RANKS

Category	No.	D1 Rank	ACC Rank
Doubles	107	1st	1st
Doubles per game	2.89	1st	1st
SAC Flys	33	1st	1st
Batting Average	.337	2nd	1st
Hits	424	4th	1st
Scoring	9.9	5th	1st
Runs	365	5th	1st
Slugging %	.577	7th	1st
On-Base %	.440	9th	1st
Walks	218	18th	4th
Home Runs	59	20th	3rd

• Last season, Tech continued its legacy of powerful offense, finishing at or near the top of the ACC in a multitude of categories

GEORGIA TECH — 2024 NAT'L/ACC RANKS

Category	No.	D1 Rank	ACC Rank
Base on Balls	360	10th	3rd
On-Base Percentage	.420	17th	2nd
Batting Average	.305	29th	6th
Slugging Percentage	.516	30th	7th

• In 2023, Tech finished in the Top 15 in 5 offensive categories.

GEORGIA TECH — 2023 FINAL NAT'L/ACC RANKS

Category	No.	D1 Rank	ACC Rank
Doubles/Game	2.49	3rd	2nd
Average	.323	4th	2nd
Doubles	142	10th	2nd
Slugging percentage	.538	11th	1st
On-base percentage	.416	15th	3rd

• The last 4 years have seen GT's offense become its calling card.

GEORGIA TECH — 2022 FINAL NAT'L/ACC RANKS

Category	No.	D1 Rank	ACC Rank
Runs per game	9.4	3rd	1st
Average	.327	1st	1st
On-base percentage	.419	6th	2nd
Slugging percentage	.551	5th	2nd
Home runs	115	10th	3rd

• In 2023, Tech also set the program record for most triples in a single game on Feb. 17 vs. Miami (Ohio) with four.

• Tech also tied the program record for most doubles in a single game on March 14 vs. No. 18 Auburn with eight — hitting six in the third inning alone.

• Tech looked true to form in again being one of the top powerhouse offenses in the ACC on Opening Weekend last year, setting the school record for runs scored on Opening Day (21).

• Part of the season-opening onslaught was seven home runs for Tech, the most in a single game since 2009.

OFFENSE

STREAKS

• The Jackets hold a number of hitting streaks heading into this weekend. The following players are either currently on or have had their career-long hitting streak in 2025

Active Hitting Streaks - GT Baseball

Name	Hit Streak	Since	Longest
Kent Schmidt*	15 games	Feb. 23	Same
Kyle Lodise**	4 games	April 1	18
Will Baker	4 games	April 11	Same

*Has not played since March 18

**Has not played since April 6

Active On-Base Streaks - GT Baseball

Name	On Base Streak	Since	Longest
Drew Burress	55 games	April 28, 2024	Same
Kyle Lodise	44 games*	April 6, 2024	Same
Kent Schmidt	29 games*	May 14, 2024	Same
Parker Brosius	6 games	April 6	13
Nathaniel Coupet	6 games	March 29	Same
Connor Shouse	5 games	March 29	Same
Will Baker	5 games	April 8	6

*partially done before transferring to GT

• Burress, Lodise, and Schmidt have reached base safely in every game they've played this season.

• Burress is 1 game from tying Richard Lewis (2000-01) for the 5th longest on-base streak in program history. If he gets on base in all three games this weekend, he will tie Mark Teixeira for the 4th-longest on-base streak.

Longest On-Base Streaks - GT Baseball

Name	Started	Ended	Streak
Danny Payne	2006	2007	80
Scott Jordan	1984	1985	79
Jason Varitek	1993	1994	65
Mark Teixeira	2000	2001	58
Richard Lewis	2000	2001	56
Drew Burress	April 28, 2024	Active	55

MIDWEEK Highlights - The Bats - GT 2 - Georgia 5

• Freshman **Will Baker** recorded both of GT's RBI – hitting a solo home run in the third inning before driving in the game-tying run in the top of the fourth.

• He hit his third home run of the season and second in his last four games, a massive 404-foot blast down the right field line.

• **Baker** later drove in **John Giesler** with an RBI single. It was his fourth multi-RBI game and his third multi-hit game of the season.

• The Australian has put together a four-game hit streak, the longest of his collegiate career.

• Tech freshmen have combined for 22 home runs now in 2025, accounting for more than a third of Tech's HRs (37.3 %).

• R-Freshman **Nathanael Coupet** extended his career-best on-base streak to six games with a single in the fourth.

• Sophomore **Drew Burress** extended his on-base streak to 55 games dating back to last season, with a walk in the first inning. He is one game away from tying Richard Lewis for the 5th-longest on-base streak in program history.

• Freshman **Caleb Daniel** recorded his 12th double of the year, tied for the 2nd-most among Power 4 freshmen.

• Senior **John Giesler** came around to score. He has scored at least one run in seven of his last eight games.

• Junior **Parker Brosius** extended his on-base streak to six games with a walk tonight.

Friday Highlights - The Bats - GT 8 - Cal 5

• The Jackets are 7-0 in games directly following a loss this year, winning by an average margin of 8.4 runs.

• **Alex Hernandez** produced his first-career 4-for-4 day, getting three singles and a three-run home run in the fifth inning.

• It goes down as his first 4-hit game and he becomes the first GT freshman to go 4-for-4 since **Drew Burress'** four HR game against Georgia State last year (Feb. 27, 2024).

• **Hernandez** reclaimed the team RBI crown, driving in three to push his total to 45, the most by any freshman in Division I up to this point.

• It was his 10th HR of the season, joining **Lodise** (13) and **Burress** (12) in double digits, joining Wake Forest as the only ACC program with three 10+ HR players.

• **Will Baker** connected for his second HR of the season to get the scoring started in the second. It was his second ACC homer of the year and his first at Mac Nease Baseball Park.

• The Aussie has posted eight RBI over his last four games to bring his season output to 14.

• He becomes the 8th Jacket to deliver multiple homers this year.

• **Vahn Lackey** made his first-career start in the leadoff spot, going 2-for-5 with a clutch two-out, two-RBI single in the bottom of the eighth inning to add to insurance runs to the board, 8-5.

• It was his 15th multi-hit game of the season and fourth in his last five games.

• **Drew Burress** extended his on-base streak to 52 games dating back to last season, drawing a walk and coming around to score.

• He fell just short of tying the longest hitting streak of his career, settling for an 11-game streak and looking to start another tomorrow.

• **Carson Kerce** connected for his 13th double of the season and fifth in ACC play, today. He came around to score for his 30th run of the season.

• **John Giesler** continued his hot streak, going 1-for-3 with two runs scored.

• **Connor Shouse** extended his career-long on-base streak to five games with a walk in the eighth inning, coming home to score on a play at the plate thanks to Lackey's single.

Saturday Highlights - The Bats - GT 15 - Cal 5 (8)

• The Jackets secured their 10th mercy-rule win of the season, surpassing last year's total despite playing in 22 fewer games.

• **Alex Hernandez** reached base in all five plate appearances today, going 3-for-3 with a double, two walks and four runs scored after posting his first-career 4-for-4 game on Friday. He is 7-for-7 for the series, reaching base in all nine plate appearances.

• His four runs tie the career high he set in the series opener at Notre Dame (March 21).

• **Hernandez** has recorded multiple hits in tree-straight games for the second time this season as he extends his hitting streak to six games. He is slashing .565 / .643 / .783 over his last six games, lifting his average .042 points over that stretch, up to .366 today.

• **Carson Kerce** set a career high with four runs scored, going 2-for-2 with a double, two walks and a SAC fly.

• **John Giesler** continued his hot streak, going 3-for-4 & tying his career-best with five RBI. He is batting .441 (.441/.538/.676) with 13 runs scored over his last 10 games after beginning the season hitting .133 in his first eight games since recovering from injury.

• The Marietta man connected for a three-run home run in the fifth inning to make it an 8-3 ballgame, driving in the eventual game-winning runs. It was his second HR of the season and 21st in White & Gold.

• He becomes the fifth Yellow Jacket to produce five or more RBI in a game this season, joining **Lodise** (2), **Hernandez** (2), **Schmidt** (1) and **Daniel** (1).

• **Drew Burress** extended his on-base streak to 53 games dating back to last season, going 2-for-5 with a walk and the walk-off RBI off a single in the eighth. He has scored runs in 18 of his last 19 games dating back to March 11.

• This was his team-leading 18th multi-hit game of the season and

eighth in his last 10 showings.

• **Vahn Lackey** made his second-career start in the leadoff spot today, starting the day off with gusto, smashing his 4th HR of the year for Tech's third leadoff HR of the season and first off the bat of someone other than **Lodise**.

• **Lackey** would end up going 2-for-4 with a pair of walks and three RBI – his 16th multi-hit game of the season and fifth in his last six games.

• The Suwanee native becomes the fourth Jacket to reach 30 RBI this year, behind **Hernandez** (45), **Lodise** (44) and **Burress** (44).

• **Nathanael Coupet** earned his first-career start today, going 1-for-2 with a walk, a HBP and a SAC fly for a three RBI day.

• He has taken advantage of his opportunities this month, going 3-for-4 over three games in the month of April with 8 RBI – the 5th most on the team.

Sunday Highlights - The Bats - GT 4 - Cal 3

• The Jackets have swept back-to-back ACC series (at Stanford & vs. Cal) for the first time since 2011 (vs. Maryland & NC State).

• This is the first time Tech has swept three ACC opponents in the same season since 2011 as well (Maryland, NC State and at Miami).

• The Jackets have twice the amount of doubles that they are allowing this year: 106 doubles to 53 doubles against.

• **Drew Burress** extended his on-base streak to 54 games dating back to last season, going 3-for-4 with two runs scored and the game-winning RBI. He has scored runs in 19 of his last 20 games dating back to March 11.

• This was his team-leading 19th multi-hit game of the season and ninth in his last 11 showings.

• He posted his 19th double of the year, the most in the Power 4. Burress ties teammate, **Kyle Lodise** for the conference lead in extra-base hits, securing his 32nd of the season today.

• **Vahn Lackey** made his third-straight start in the leadoff spot today, going 2-for-4 with a double and a run scored.

• It was his 17th multi-hit game of the season and sixth in his last seven games.

• He extends his hitting streak to eight games, the longest of any active player on the roster.

• The Suwanee man has delivered multiple base hits in his last six ACC games to raise his batting average to .361 over 18 conference games this year.

• **Carson Kerce** drove in half of Tech's runs today with a SAC fly in the 4th and a game tying single in the 6th .He has now driven in 30 runs this season, becoming the fifth Jacket to reach the 30 RBI mark, joining Lackey, who secured his 30th

• It was his 11th multi-RBI game of the season, third-most on the team behind **Lodise** (14) and **Burress** (12).

• Although he didn't come across today, he has still scored 19 runs over his last 16 games dating back to March 18.

• He carries a six-game hitting streak into the week, his longest of the season and one-shy of his career high.

• **Caleb Daniel** drove in his 22nd RBI of the season in the fourth inning, beating the shift with a backside single through the infield.

JACKETS IN THE POLLS

WEEK	BA	USA	NCBWA	D1	PG
Preseason	-	rv	rv	-	-
Week 1	-	rv	rv	-	-
Week 2	-	rv	rv	-	-
Week 3	-	rv	rv	-	-
Week 4	-	rv	rv	-	-
Week 5	-	rv	rv	-	-
Week 6	-	25	rv	25	19
Week 7	-	22	rv	25	22
Week 8	20	18	21	18	15
Week 9	13	13	14	14	13

BA = Baseball America, USA = USA Today, NCBWA =
NCBWA, D1= D1Baseball.com, PG = Perfect Game N/A = poll not
out before release of notes rv = receiving votes

PITCHING

- Georgia Tech returns three pitchers with over 30 innings pitched last season: **Tate McKee** (sophomore. 47.0 IP), **Carson Ballard** (r-sophomore. 34.2 IP) and **Mason Patel** (graduate senior. 36.0 IP)
- The Jackets return seven arms in total from last year's squad: McKee, Ballard, Patel, **Riley Stanford**, **Jackson Sobel**, **Brett Barfield** and **Caden Gaudette**
- The Jackets are heading into the second season under pitching coach **Matt Taylor** and **Jason Richman** as director of pitching. And head coach Hall has said he believes this to be the year that Tech fans witness "the fruits of their labor" as the pitching staff looks to prove people wrong in 2025.
- A whopping 21 new arms are joining the staff for the 2025 season, featuring a solid mix of 14 freshmen and seven transfers.

Freshman Arms

Name	Hometown	PG State Ranking	PG National Ranking
Jackson Blakely	Thomaston, Ga.	87	---
Connor Chicoli	Raleigh N.C.	10	342
Joshua Evans	Lawrenceville, Ga.	27	256
Alex Hernandez	Cumming, Ga.	12	96
Ryan Johnson	Dallas, Ga.	46	462
Adam McKelvey	Roswell, Ga.	178	---
Cooper McMullen	Bonaire, Ga.	40	364
Thorpe Musci	Lilburn, Ga.	23	223
Cole Royer	Waynesville, Ga.	33	302
Connor Shouse	Jasper, Ga.	9	83

Transfers

- Sam Swygert:** Grad Transfer RHP from The Citadel. Pitched in 18 games and made 12 starts last season, pitching a team-high 67.1 innings with a 5.75 ERA.
- Caden Spivey:** Junior RHP from Notre Dame. Made 15 appearances with three starts and 27.2 innings of work while going 1-1 with an 8.46 ERA
- Porter Buursema:** Sophomore RHP from Georgia Southern. Made six starts, pitching 12.2 innings with 14 strikeouts, a 5.68 ERA and a 1-0 record.
- Jake Lankie:** R-Freshman RHP from Georgia. Redshirted last season. Rated as the No. 23 RHP out of Georgia in the class of 2023 Perfect Game rankings.
- Jaylen Paden:** Graduate RHP from Georgia Southern. Has not pitched in a game since March 7, 2023 due to injury. Career 5.62 ERA over 107.1 innings from 2021-23.
- Kayden Campbell:** Junior LHP from Louisville. Made 23 relief appearances last season, pitching 20.0 innings and striking out 22 with a 7.65 ERA
- Brady Jones:** Junior RHP from Georgia State. Led the team with a 5-1 record last season, making 16 relief appearances and 1 start with a 7.32 ERA and 37 strikeouts over 39.1 innings. Most innings pitched out of GSU's bullpen last season.

Spinning From The Start

- The Georgia Tech pitching staff got off to a historically strong start in 2025 - holding its opponents to fewer than five runs in each of its first six games for the first time since 2002.
 - The pitching staff allowed nine runs over the course of the series, a 10-run improvement after averaging 19 runs allowed over the previous three opening series sweeps (14 RA in 2024, 24 RA in 2023 and 19 RA in 2022).
 - The Jacket pitchers struck out 40 in the opening weekend against Old Dominion – tied with 2022 for the most strikeouts through the first three games this century.
 - In March, the Jackets allowed only three hits in back-to-back games against Georgia State (March 11) and Pitt (March 14) - the first time Tech has allowed 3 or fewer hits in back-to-back games since a doubleheader against Duke in 2012 (March 31st – 3 hits in game one / 2 hits in game two) – those games featured a complete game shutout from Buck Farmer and 4.1 innings from Luke Bard – both future major leaguers.
- No PATEL-ing How Long This Will Last**
- Senior RHP Mason Patel is simply put, the most effective pitcher in the ACC so far in 2025.
 - The senior Georgia State transfer from two seasons ago leads the nation with six victories and leads the ACC with a 0.39 ERA and a 0.57 WHIP.
 - He is one of only three pitchers in Division I to have surrendered only 1 run with 20+ innings pitched - also Ryan Bilka (Richmond) and Braeden Sloan (TCU).
 - He became the first Yellow Jacket pitcher this century to win each of his first six starts.
 - He was awarded ACC Co-Pitcher of the week on Feb. 24 after dominating both Marshall and Georgia Southern to the tune of 8.1 innings with a 0.00 ERA, 11 strikeouts and a 2-0 record while only allowing four base runners.
 - Patel becomes the first GT pitcher to earn pitcher of the week since Andy Archer (March 29, 2021).
 - Patel's award-winning week got started on Wednesday, when he came out of the bullpen to start the third inning in Tech's road opener at Georgia Southern. Patel was perfect through 5.1 innings, retiring the first 16 batters he faced in order to quiet the Georgia Southern bats and allow for Tech to take the game, 5-3. He struck out a career-best nine batters in that appearance, which also goes down as his longest outing in White & Gold – Patel's longest since pitching 6.0 innings in a start against Brown for Georgia State back in 2023, all in only 50 pitches.
 - He followed that with another gem of an outing on Sunday against Marshall, entering the game with runners on second and third and nobody out in the fifth inning, working around a hit-by-pitch to keep the Thundering Herd off the board with yet another scoreless inning. He would pitch two more scoreless to earn the victory, leaving after the 7th inning with the Jackets in front, 10-3.
 - Patel's efforts bolstered a resurgent GT bullpen in 2025. The Tech bullpen has struck out 54 batter while holding opponents to a .180 average – the best numbers by a Tech bullpen through seven games since at least the turn of the century.
 - In his third appearance of the season, Patel entered in the sixth inning - retiring the first batter he saw to get Tech into the 7th inning and earning the win and improving to 3-0 – becoming the first Yellow Jacket pitcher to be 3-0 after only nine games since Xzavion Curry in 2018.
 - Patel was first out of the bullpen vs. KSU, working a pair of flyouts to get Tech out of the second inning before striking out two around a couple of hits in the third and adding another K in the fourth around a two-out walk for 2.2 scoreless innings
 - He would get credit for the win, improving to 4-0 on the

season and becoming the first Yellow Jacket to earn the win in each of his first four appearances since Mark Pope in 2011.

- **Patel** came out of the bullpen in the 5th inning of the series opener at VT and continued his unconscious season, pitching 4.2 innings without allowing a hit.
- Patel allowed only three base runners (one walk, one HBP, one ROE) and retiring 7 straight during the middle innings.
- He would get credit for the win, becoming the first Yellow Jacket to earn a win in each of his first five appearances since Kyle Bakker in 2002.
- **Patel** slammed the door yet again in Tech's last game (vs. GSU) pitching the final 3.0 innings and allowing only one base runner to secure his sixth victory in as many appearances, still without allowing a run.
- He came in to pitch the final three innings of the Saturday win against Pitt, earning his first save of the season. He gave up his first run of the year in the seventh inning, bringing his scoreless streak to an end at 22.2 innings to begin the year – the best by any Tech pitcher this century.
- Last weekend, Patel came out on Saturday once again, pitching a career-best 6.2 innings - the longest outing of any Yellow Jacket this season – while striking out seven and throwing only 73 pitches.
- He entered the game at Notre Dame (March 22) in the third inning, coming in with the bases loaded, one out and a two-run lead (5-3). He proceeded to get a three-pitch strikeout before inducing an inning ending groundout to escape the jam and set the tone for what would be yet another dominant outing.
- He gave up one earned run on a solo homer, just his second earned run allowed over 29.2 innings of work.
- He is the only GT pitcher in the 21st century to earn a part of the decision in a each of his first eight appearances (seven wins, one save).
- Patel took the reins for the final four innings on Friday vs. Clemson, allowing a pair of home runs for a total of three earned runs allowed while striking out four.
- He got saddled with the tough-luck loss, dropping his season record to 7-1 with a save over nine appearances.
- **Patel** showed why he was a consensus midseason 1st Team All-American, pitching the final 4.1 innings on Friday with five strikeouts and only one run allowed, off a SAC fly following a leadoff triple in which the Tech fielder missed a diving catch to allow for extra bases.
- **Patel** earned the win, his NCAA leading eighth win of the season, improving to 8-1 with a save.
- He would collect a pair of saves over two appearances in GT's sweep over Cal (April 11 & 13).
- In his first appearance, on Friday, he pitched the final 3.1 innings to collect his second save of the season while recording his 40th K of the season, his first 40 K season in college.
- He followed that with a pitching clinic on Sunday, needing only 13 pitches to collect the final six outs of the game and his second save of the weekend.
- So far this year, **Patel** has set career highs in innings (43.1), strikeouts (40), wins (8) and saves (3).

GEORGIA TECH PITCHING — 2025 NAT'L/ACC RANKS

Category	No.	D1 Rank	ACC Rank
ERA	4.17	27th	2nd
Ks/9 innings	10.2	25th	5th
K/BB Ratio	2.45	40th	6th
WHIP	1.38	47th	6th

LAST WEEK...

MIDWEEK Highlights - The Arms - GT 2 - UGA 5

- Junior **Brett Barfield** made his first-career start, recording one out before giving way to the bullpen.
- R-Sophomore **Carson Ballard** tied his career high with six strikeouts, coming out of the bullpen for 4.2 innings of work.
- He entered the game with the bases loaded and one out in the bottom of the first, inducing an inning ending double play to keep the Jackets in it before allowing a pair of homers in the bottom of the fourth, ultimately taking the tough luck loss.
- Sophomore **Porter Buursema** made his first appearance since February, showing no signs of rust, working 1.1 innings and striking out three while only allowing one hit.
- **Bursema** has now struck out nine over 4.0 innings this season, recording nine of his 12 outs via punchout.
- Freshman **Connor Chicoli** pitched the final 1.2 innings of scoreless baseball. He has allowed only two earned runs over his last 5.1 innings in relief.

Friday Highlights - The Arms - GT 8 - Cal 5

- **Tate McKee** made his ninth consecutive Friday night start, dominating the order his first time through, (3.0 IP, 0 H, 0 ER, 3 Ks) before finishing the outing 5.2 IP, 3 hits, two earned runs and six strikeouts.
- It was his second time this season recording multiple outs in the sixth inning, coming up one out shy of his career-long (6.0 IP) set earlier this season, against Pitt.
- **McKee** leads the team with 55 strikeouts, becoming the first Tech pitcher to eclipse 50 with today's outing.
- He has struck out at least five in seven of his nine starts this year.
- Tech improves to 8-1 in games started by **McKee** this year.
- His 103 pitches tonight mark a career-high, his third 100+ pitch outing of the season and fourth of his career.
- **Mason Patel** added to his legacy, pitching the final 3.1 innings of play to collect his 2nd save of the season.
- **Patel** has played a role in the final result of all 11 of his appearances this season, boasting an 8-1 record (the most wins in Division I) with two saves.
- He recorded his 40th strikeout of the season tonight, his first 40 K season in college.

Saturday Highlights - The Arms - GT 15 - Cal 5 (8)

- **Brady Jones** posted his first-career quality start today, pitching a career-best 6.0 innings on a career-high 99 pitches, striking out seven while allowing six hits and four earned runs.
- This was his third 7+ K outing of the season and his first in an ACC game.
- He becomes the third Tech pitcher to toss at least 6.0 innings in a game this year, joining Friday night starter **Tate McKee** & midseason 1st Team All-American **Mason Patel**.
- **Jones** was nearly untouchable early on, striking out five of the first eight batters he faced.
- He would get credit for the win, improving his record to 4-0 this season.
- **Carson Ballard** was first out of the pen, securing a 1-2-3 top of the seventh while adding a strikeout to his tally – 19 in 16.1 innings this year.
- **Brett Barfield** secured what would be the final two

outs of the game in the top of the eighth, taking care of both batters he faced and finishing his day with a three-pitch strikeout, his 11th of the year over 9.0 innings.

- **Barfield** has allowed only one earned run over his last nine appearances, bringing his season ERA down to an even 2.00 with today's performance.

Sunday Highlights - The Arms - GT 4 - Cal 3

- **Caden Spivey** made his second straight Sunday start, holding off the Cal bats to the tune of 5.0 IP, 4 hits, 1 ER and two strikeouts on a season-high 83 pitches.
- He would ultimately take a no decision, despite the strong start. Tech is 3-1 in games started by **Spivey**, winning each of the last three.
- Over two ACC starts, **Spivey** has thrown 10.0 innings with only two runs allowed (1.80 ERA).
- **Jaylen Paden** pitched the sixth and seventh, working without his best stuff but still securing a strikeout over two innings and securing the victory.
- **Paden** is now 4-0 for the season and 3-0 over five conference appearances.
- **Mason Patel** needed only 13 pitches to collect the final six outs of the game and his second save of the weekend.
- He becomes the first Tech pitcher to record multiple saves over a single series since Terry Busse did so against Duke in 2023.
- **Patel** has been a part of the final result in all 12 appearances this season: 8 wins, one loss, three saves.
- The Knoxville, Tenn. native has pitched 43.1 innings this season with a 1.87 ERA this season.

Jacket Arms - ERA under 4.00

Name	Innings Pitched	Class	ERA
Jaylen Paden	20.1	Sr.	1.77
Mason Patel	43.1	Sr.	1.87
Caden Spivey	24.2	Jr.	2.55
Kayden Campbell	9.1	Jr.	2.89
Tate McKee	45.0	So.	3.60
Cooper McMullen	7.1	Fr.	3.68
Brett Barfield	9.1	Jr.	3.86
Brady Jones	34.2	Jr.	3.89

Jacket Arms - K/9 over 10.0 (minimum 6 IP)

Name	Innings Pitched	Class	K/9
Kayden Campbell	9.1	Jr.	14.84
Caden Gaudette	13.0	R-So	13.85
Cole Royer	6.2	Fr.	13.06
Jaylen Paden	20.1	Sr.	11.64
Tate McKee	45.0	So.	11.00
Brady Jones	34.2	Jr.	10.79
Riley Stanford	24.2	R-So	10.79
Carson Ballard	16.1	R-So	10.62
Brett Barfield	9.1	Jr.	10.61

MISCELLANEOUS**Jim Poole Number - John Giesler**

Georgia Tech baseball continues the legacy of former Yellow Jacket standout and Major League Baseball relief pitcher Jim Poole, who passed away from ALS in October of 2023, by designating a student-athlete each year to wear his No. 21 jersey. The student-athlete selected must exemplify Poole's characteristics both on and off the field.

This year, senior infielder John Giesler becomes the third Yellow Jacket to earn the honor, continuing the tradition begun by Jack Rubenstein in 2023 and Ben King last season.

"I am excited that John Giesler will wear number 21 this year," Head Coach Danny Hall said. "Jim Poole was part of an era in Georgia Tech Baseball that established us as a national power. Jim's prowess on the mound and in the classroom set the bar high for future Yellow Jacket players and teams. John exemplifies those same character traits of excellence on the field and in the classroom. As a two-time Captain he is the ultimate "Tech Man" to honor Jim's legacy."

Giesler, a sixth-year senior from Marietta, Ga. (Walton HS) will wear No. 21, having shown a longstanding commitment to Poole's ideals – self-determination, a strong academic work ethic, and high moral fiber on and off the field. Giesler is a five-time member of the ACC Academic Honor Roll, a two-time academic all-district honoree and earned Academic All-America (3rd Team) in 2023. He is currently pursuing a master's degree in real estate development.

On the diamond, Giesler is entering his second season as team captain. He is a career .308 hitter for the Yellow Jackets and set career highs in doubles (17), home runs (10) and RBI (43) last season while delivering a .990 fielding percentage in 41 games in the corner infield. He will be a key piece of the Jackets' offense again in 2025 as Tech strives for its 36th NCAA Regional berth and fifth in Giesler's career in White and Gold.

"Simply put, this is the greatest honor I have ever been given," Giesler said. "From knowing Jim and knowing who he was as a person, I don't feel deserving but I am incredibly honored. I will do everything I can this year to wear this number with respect and honor him and his family the best I can."

ABOUT JIM POOLE

Poole arrived on The Flats in 1985 and had an immediate impact, as Georgia Tech baseball would win the first of four-straight ACC Tournament Championships. During his four years, he pitched in 120 games and struck out 263 batters in 188 innings. He still ranks first in the Tech record book with 22 career saves, including 10 as a junior and nine as a senior. He was named all-ACC his last two seasons. Poole would be enshrined into the Georgia Tech Sports Hall of Fame just nine years later in 1997.

A stellar worker in the classroom, Poole elected not to turn professional after being selected in the 34th round of the 1987 MLB Draft by the LA Dodgers, and returned to Georgia Tech for his senior year, recording a 2.03 ERA and 113 strikeouts in only 71 innings. Once again, the LA Dodgers would call his name in the 1988 MLB Draft, this time taking him in the ninth round. He would return to

graduate from the Institute with a degree in electrical engineering in 1990.

Poole played 11 years in the major leagues, predominantly with the Baltimore Orioles, Cleveland Indians, and San Francisco Giants. In 431 games played, he finished with 22 victories and a 4.31 ERA, as well as 256 strikeouts and four saves. He helped pitch Cleveland to two American League Championship Series (1995, 1998), making it to the 1995 World Series where he would face the Atlanta Braves.

Following his retirement at the end of the 2000 season, Poole returned to Georgia Tech to join the Alexander-Tharpe Fund as a fundraiser and supporter of the baseball program. He then began serving as the pitching coach at Johns Creek High School in 2010, teaching many young men about pitching mechanics, while also conveying his personal pitching philosophy.

He later joined the business world as a Personal Wealth Advisor for the Baseball Division of BIP Wealth.

After being diagnosed with ALS in 2021, Poole worked tirelessly to raise awareness for the disease. In addition to serving on MLB ALS boards, he also worked with Georgia Tech, who together hosted an ALS Awareness Day during the 2022 baseball season, with Tech wearing Jim Poole shirts and both teams wearing honorary wristbands. Professional players also wore the shirt. Tech later designated the number 21 each year to be worn by a student-athlete who exemplify Poole's ideals – self-determination, a strong academic work ethic, and high moral fiber on and off the field.

Every 90 minutes, someone is diagnosed with ALS, or Lou Gehrig's disease, with an estimated 30,000 people living with ALS in the United States at any given time. Primarily affecting people between the ages of 40 and 70, ALS is a progressive neurodegenerative disease that affects nerve cells in the brain and the spinal cord. There is no known cure.

For more information about ALS, visit www.ALS.org.

CAREER WALK-OFF HITS

Player (Date)	Play	Inning	Final
Parker Brosius (3/8/24 vs. YSU)	2-RBI double	8th	15-5
Parker Brosius (4/2/24 vs. Presbyterian)	RBI bunt single	7th	9-8
John Giesler (4/23/24 vs. KSU)	2-run HR	7th	13-2
Drew Burress (2/15/25 vs. ODU)	Grand Slam	9th	7-3
Alex Hernandez (3/2/25 vs. WMU)	2-run HR	7th	13-3
Drew Burress (4/12/25 vs. Cal)	RB Single	8th	15-5

GAME-WINNING PLAYS

Game-winning plays are ones that give Tech the lead or break a tie en route to win

Game	Play	Inning	Final
vs. ODU	Waugh RBI single	8th	3-2
vs. ODU	Burress Grand Slam	9th	7-3
vs. ODU	Waugh RBI single	7th	7-4
at GASO	Hernandez RBI groundout	3rd	5-3
vs. Marshall	Burress 2-run HR	1st	12-1 (7)
vs. Marshall	Daniel scores on error	2nd	11-6
vs. UWG	Schmidt 2-run HR	6th	16-7
vs. WMU	Burress 2-run HR	1st	16-4
vs. WMU	Kerce RBI double	2nd	14-1 (7)
vs. WMU	Wild Pitch Scores Brosius	2nd	13-3(7)
vs. KSU	Lodise 2-run HR	3rd	11-4
at VT	Hernandez RBI single	9th	4-3
at VT	Daniel RBI double	9th	8-6
vs. GSU	Schmidt RBI single	7th	4-2
vs. Pitt	Kerce RBI single	2nd	10-1
vs. Pitt	Schmidt scored on an error	1st	11-1 (7)
vs. GWU	Hernandez 2-RBI single	1st	14-6
at ND	Lodise Solo HR	1st	18-7 (8)
at ND	Kerce RBI Double	2nd	9-5
at ND	Baker RBI Single	7th	10-2
at KSU	Brosius RBI Single	2nd	15-4
vs CU	Lodise 3-run HR	2nd	18-2 (7)
vs MER	Daniel 2 RBI Double	1st	21-5(7)
at Stan	Neises 2 RBI Double	5th	8-6
at Stan	Burress Solo HR	8th	10-3
at Stan	Daniel SAC fly	1st	18-2 (7)
vs. Cal	Baker 3-run HR	2nd	8-5
vs. Cal	Lackey Solo HR	1st	15-5 (8)
vs. Cal	Burress RBI single	7th	4-3

Italics indicates Walk-Off hit

GAME-WINNING RBI LEADERS

Player	2025	Career at GT
Drew Burress	5	11
John Giesler	0	5
Parker Brosius	1	5
Kyle Lodise	3	3
Alex Hernandez	3	3
Carson Kerce	3	3
Caleb Daniel	3	3
Nathan Waugh	2	2
Kent Schmidt	2	2
Will Baker	2	2
Tyler Neises	1	1
Vahn Lackey	1	1

MISCELLANEOUS

ATOP THE CONFERENCE

- Georgia Tech baseball ranks among the most prolific winners in ACC history.

MOST ACC TOURNAMENT TITLES, SINCE 2000

	Titles	Years
Florida State	6	2002, 2004, 2010, 2015, 2017, 2018
Georgia Tech	5	2000, 2003, 2005, 2012, 2014
North Carolina	4	2007, 2013, 2019, 2022
Clemson	3	2006, 2016, 2023
Duke	2	2021, 2024
Virginia	2	2009, 2011

MOST ACC REGULAR-SEASON, DIVISIONAL TITLES SINCE 1994

	Titles	Regular-Season Years (Divisional)
Florida State	14	1996, 1998, 1999, 2001, 2002, 2003 (2007, 2008, 2009, 2010*, 2011, 2012, 2013, 2014)
North Carolina	8	(2006, 2007, 2009, 2012, 2013, 2017, 2018, 2024)
Georgia Tech	7	1997, 2000, 2004, 2005 (2011, 2019, 2021)
Clemson	6	1994, 1995 (2006, 2010*, 2018, 2024)
Louisville	5	(2015, 2016, 2017, 2019, 2022)
Miami	4	(2008, 2014, 2015, 2016)

GEORGIA TECH'S MOST COMMON OPPONENTS

	Games	First Meeting	Series Record
Georgia	390	1898	UGA leads 220-168-2
Auburn	249	1897	AU leads 129-113-5
Clemson	245	1902	CU leads 123-119-3
Mercer	177	1897	GT leads 119-58
North Carolina	158	1901	GT leads 83-75
NC State	143	1921	GT leads 81-62
Duke	142	1903	GT leads 101-41
Ga. Southern	142	1947	GT leads 110-32
Virginia	138	1924	GT leads 79-64-2
Wake Forest	123	1898	GT leads 76-46-1

- The Jackets will face their top four most common opponents again in 2025 but will not play North Carolina, NC State or Wake Forest in the regular season.

- Tech extended it's winning streak against Georgia Southern to six games in a row, dating back to 2022, with a 5-3 win in Statesboro on Feb. 18, 2025 - featuring 5.1 perfect innings from **Mason Patel** along with back-to-back home runs from **Kyle Lodise** and **Drew Burress**.

- GT set a new record when it hung 21-runs on Mercer - the most in the 177 game history of the series



2025 ACC PRESEASON POLL

1. Virginia (13)	251
2. Florida State (2)	230
3. North Carolina	217
4. Clemson (1)	214
5. Duke	182
6. Wake Forest	171
7. NC State	168
8. Stanford	143
9. Louisville	128
10. Georgia Tech	113
11. Miami	87
12. Virginia Tech	85
13. California	60
14 Pitt	52
15. Notre Dame	44
16. Boston College	31

2025 ACC STANDINGS - WEEK 9

School	ACC	Overall
<i>Georgia Tech</i>	<i>14-4</i>	<i>29-8</i>
Clemson	11-4	33-6
Florida State	11-4	29-7
North Carolina	11-7	29-8
Louisville	9-6	27-9
NC State	9-6	24-12
Wake Forest	9-9	25-13
Duke	9-9	25-14
Virginia Tech	9-9	23-13
Virginia	9-9	20-14
Miami	6-9	20-17
Boston College	7-11	17-19
Stanford	6-12	19-14
Pitt	5-10	18-16
California	6-12	18-18
Notre Dame	4-14	17-17

2025 HONORS

DREW BURRESS

Preseason 1st Team All-American (D1 Baseball)
 Preseason 1st Team All-American (NCBWA)
 Golden Spikes Award (Watch List)
 Preseason ACC Player of the Year (D1 Baseball)
 No. 1 Sophomore in College Baseball (Perfect Game)
 ACC Player of the Week - March 17
 Golden Spikes Award (Midseason Watch List)
 Midseason 1st Team All-American (D1 Baseball)
 Midseason 1st Team All-American (Perfect Game)

MASON PATEL

ACC Co-Pitcher of the Week - Feb. 24
 Midseason 1st Team All-American (D1 Baseball)
 Midseason 1st Team All-American (Perfect Game)

KYLE LODISE

Midseason 2nd Team All-American (Perfect Game)

ALEX HERNANDEZ

Midseason 1st Team Freshman All-American (Perfect Game)
 John Olerud Two-Way Player of the Year Award Watch List

2025 ACC TOURNAMENT

Beginning this spring with the 2025 ACC Baseball Championship in Durham, North Carolina, all 16 teams in the ACC will compete in a single-elimination championship. The championship will remain six days as it has in previous years, running from Tuesday, May 20, through Sunday, May 25, 2025, from Durham Bulls Athletic Park.

"There's once again tremendous excitement surrounding ACC Baseball and today's announcement will bring an improved championship experience for our student-athletes, coaches, and fans alike," stated ACC Commissioner Jim Phillips Ph.D. "Nationally, the ACC is once again well-represented in the preseason polls and award lists. After what we know will be a highly competitive regular season, we look forward to showcasing all 16 baseball teams in Durham this May."

Since 2006, the ACC Baseball Championship has been played in a pool play or round-robin style format. The tournament last expanded its field size in 2017, moving from 10 to 12 teams.

Under the new format, the top four seeds in the championship will be based off the performance in the regular season and will receive a double-bye into the quarterfinal round, which is scheduled to be held on Thursday and Friday. Seeds five through eight will earn a bye into Wednesday's second round. Seeds 9-16 will begin play with four first round games on Tuesday.

2025 MLB #PROJACKETS

Joey Bart, C	Pirates
Justyn-Henry Malloy, OF	Tigers
Brant Hurter, RHP	Tigers
Kyle McCann, C	Athletics
Connor Thomas, LHP	Brewers
Kristian Campbell, INF	Red Sox

LET'S BRAG ABOUT BURRESS

"Burress is as big a star as you'll find in college baseball, the reigning D1Baseball Freshman of the Year and a 2024 first-team All-American after hitting .381/.512/.821 with 25 homers. He's a no-brainer first-team preseason All-American as a sophomore, and our preseason pick for ACC Player of the Year."

– **D1Baseball**

- In 2024, Drew Burress established himself as one of the best hitters in college baseball and one of the most exciting prospects to watch leading up to the 2026 draft. If he can continue his historic run through the ranks of NCAA Baseball, every MLB front office will be begging for Burress to become the next face of the franchise.

- Burress hit 25 home runs last season, one shy of the Georgia Tech program record (set by Kevin Parada in 2022) and two shy of the NCAA freshman home run record set by Tommy White (NC State) in 2022 as well.

"If he continues to crush the ball at anything mirroring his current rate, he could follow in [Dylan] Crews' footsteps and reach his high ceiling when he's eligible for the 2026 Draft."

– **Jesus Cano, MLB.com**

- Burress can claim to have an unofficial piece of the GT home run record since he hit a home run against Georgia that would ultimately not be recorded officially after the game was ended due to rain.

- Last year, Burress became the 1st Yellow Jacket to ever slug over .800 with at least 200 at bats. His .821 slugging percentage led all Division I freshman and 6th overall among those with 200+ ABs.

- Not only did Burress turn heads with his bat but he also set the Georgia Tech record for the most assists by an outfielder in a single season, gunning down 10 runners from his spot in center field.

"He has thunderous bat speed and does a nice job creating leverage in his swing, and shows off plus power, especially to the pull side."

– **Peter Flaherty, Baseball America**

- This season, Burress has placed an emphasis on showing off his base running. After stealing 8 bags on 10 attempts last year, Burress feels that his speed isn't getting enough attention & looks to amend that in 2025.

- He became the fastest Yellow Jacket in program history to reach 30 career home runs – doing so in just 73 games, a full 20 games faster than the previous record holder, Kevin Parada and faster than legendary Tech sluggers such as Jason Varitek, Mark Teixeira and Nomar Garciaparra

"From Day 1, you never thought he was a freshman. He's a very mature kid. He doesn't mix any words about it. He wants to be a first-round pick. He wants to be the best player in the country. That's what drives him. That's his passion. He is one of those guys that makes everybody around him better. Every day."

– **Danny Hall, ABCA Hall of Famer**

GEORGIA TECH'S TRIPLE CROWN WINNERS

Year	Player	HR	RBI	AVG
1958	Earl Moore	4	15	.287
1959	Roger Kaiser	4	32	.373
1960	George Inman	7	24	.360
1968	Ted Tomasovich	5	38	.381
1975	Frank Turner	2	30	.376
1991	Andy Bruce	22*	96*	.345
1992	Jason Varitek*	11	52	.406*
1993	Jason Varitek	22*	72	.404
1994	Jay Payton	20	102*	.434*
1997	Mark Fischer	24*	98	.354
1999	Mark Teixeira	13	65	.387
2016	Matt Gonzalez	11	54	.378
2024	Drew Burress	25	67	.381

* denotes is/was school record

italics indicates member of College Baseball Hall of Fame

ACTIVE NCAA D1 CAREER SLUGGING % LEADERS

Rank	Player	School	Class	Slug %
1	Drew Burress	Georgia Tech	Soph.	.792
2	John Bay	Austin Peay	Sr.	.749
3	Grant Jay	Dallas Baptist	Jr.	.731
4	Dalton Beck	LSU	Sr.	.705
5	Jacob McCombs	UC Irvine	Soph.	.699
6	Jared Jones	LSU	Jr.	.696
7	Nolan Schubart	Oklahoma St.	Jr.	.695
8	Mason Neville	Oregon	Jr.	.681
9	Ethan Petry	South Carolina	Jr.	.677
10	Kade Lewis	Wake Forest	So.	.671

* minimum of 200 career ABs


ACTIVE NCAA CAREER SLUGGING % LEADERS - All Divisions

Rank	Player	School	Div.	Slug %
1	Mackenzie Wainwright	Lenoir-Rhyne	2	.897
2	Adam Paniagua	Regis (Colo.)	2	.834
3	Jesse Velders	MSU Denver	2	.815
4	Kolby Felix	Colorado Mesa	2	.799
5	Drew Burress	Georgia Tech	1	.792
6	Dennis Pierce	East Stroudsburg	2	.782
7	Caden Robertson	Central Okla.	2	.780
8	Adam Cootway	Wisc-Whitewater	3	.778
9	Cam Yuran	MSU Denver	2	.773
10	Andrew Mazzone	Claremont-M-S	3	.770

* minimum of 200 career ABs

2025 RECORD BREAKDOWN

	ACC	Overall
Overall	14-4	29-8
Home	6-3	19-6
Road	7-1	10-1
Neutral	0-0	0-1
Day Games	11-2	21-4
Night Games (6 p.m. or later)	3-2	8-4
Yellow Jackets Score First	11-2	19-3
Opponent Scores First	3-2	9-5
Yellow Jackets Score in 1st inning	6-3	15-4
Walk-off Victories	0-0	2-0
As a Ranked Team (All Polls)	7-2	9-4
Vs. Ranked Team (All Polls)	1-2	1-4
Vs. LHP (starter)	3-3	11-4
Vs. RHP (starter)	11-1	18-4
Yellow Jacket Starter 6+ IP	2-0	2-0
Yellow Jacket Starter 7+ IP	0-0	0-0
Yellow Jacket Starter 8+ IP	0-0	0-0
Hitting A Home Run	9-4	23-6
Not Hitting A Home Run	5-0	6-2
Out Hit Opponent	12-0	26-2
Get Out Hit By Opponent	2-2	3-4
Equal Number of Hits	0-2	0-2
February	0-0	8-2
March	8-4	14-4
April	6-0	7-2
May	0-0	0-0
June	0-0	0-0
Monday	0-0	0-1
Tuesday	0-0	5-2
Wednesday	0-0	2-0
Thursday	0-0	0-0
Friday	5-1	8-1
Saturday	6-2	7-3
Sunday	4-1	7-1
One-Run Games	2-1	3-2
Two-Run Games	2-2	4-3
Three-Run Games	1-1	2-2
Four+ Run Games	9-0	20-1
Leading After 6	10-0	22-3
Trailing After 6	1-3	2-4
Tied After 6	3-1	5-1
Leading After 7	9-0	18-2
Trailing After 7	1-3	2-5
Tied After 7	2-1	2-1
Leading After 8	8-1	17-1
Trailing After 8	1-3	2-7
Tied After 8	1-0	1-0
Shutouts	0-0	0-0
Extra Innings	0-0	0-0
Score 0-5 Runs	2-2	5-4
Score 6-9 Runs	4-1	6-3
Score 10+ Runs	8-1	18-1
Allow 0-5 Runs	11-1	23-3
Allow 6+ Runs	3-3	6-5
Commit 0 Errors	4-2	10-6
Commit 1 Error	5-0	10-0
Commit 2+ Errors	5-2	9-2

HALL OF FAME COACH

- **Danny Hall** is in his 32nd season at Georgia Tech and his 38th overall as a head coach in 2025. He is the winningest baseball coach in Tech history with 1,214 wins.
- Hall, who won his 1,400th career game on April 14, 2024 and his 1,200th win at Georgia Tech on May 12, 2024, stands second among active Division I coaches in career victories entering the 2025 season.
- Prior to the 2024 season, Hall was named to the ABCA Hall of Fame.
 - In his career – both as an assistant and head coach – Hall has been part of over 1,600 victories and seven trips to the College World Series.
 - Hall has led Tech to the NCAA Tournament on 22 occasions and guided the Jackets to the NCAA College World Series in 1994, 2002 and 2006 -- the program's only three berths.
- He announced on March 27th that 2025 will be his final year on The Flats. Closing the book on one of the greatest careers in college baseball history

HALL BY THE NUMBERS

1,440	Career wins as a head coach
1,232	Wins at Georgia Tech
163	Total draft picks coached at Tech
144	All-ACC honors
121	All-American selections by 46 GT players
52	Tech's school record for wins set in 2002
29	Freshman all-Americans
22	NCAA Regional appearances at Tech
18	Top-two ACC offensive finishes
19	Academic all-America honors by GT players
15	Yellow Jackets drafted in the first round
7	ACC regular season/division titles ('97, '00, '04, '05, '11, '19, '21)
6	NCAA Super Regional appearances at Tech
5	ACC tournament titles (2000, 2003, 2005, 2012, 2014)
3	ACC tournament titles (2000, 2003, 2005, 2012, 2014)

WINNINGEST ACTIVE DIVISION I BASEBALL COACHES

Name	Seasons	Current School	At School Since	Wins	Losses	Ties	Win %
Paul Mainieri	40	South Carolina	2025	1525	794	7	.657
Danny Hall	38	Georgia Tech	1994	1440	781	1	.648
Dave Van Horn	32	Arkansas	2003	1286	630	0	.671
Elliott Avent	37	NC State	1996	1284	838	2	.605
Rich Hill	38	Hawaii	2022	1197	808	4	.597
Rick Heller	38	Iowa	2014	1064	789	5	.574
Steve Owens	34	Rutgers	2020	1063	597	3	.640
Tim Corbin	29	Vanderbilt	2003	1053	591	1	.640
Mike Bianco	28	Ole Miss	2001	1033	623	1	.624
Rich Maloney	30	Ball St.	2013	1014	657	2	.607

Coach Hall's .648 win percentage is 16th among the 142 head coaches across Division I with a minimum of 10 seasons coached

The 10 coaches listed above are the only active coaches with 1,000 career wins in Division I

TEAM GAME HIGHS**Batting**

At bats.....41 - at Notre Dame (March 21)
 Runs scored.....21 - vs Mercer (April 1)
 Hits.....19 - vs Clemson (March 29)
 RBIs.....19 - vs Mercer (April 1)
 Doubles.....7 - vs Marshall (Feb 23)
7 - vs Western Michigan (Mar 02)
 Triples.....1 - (9 times)
 Home runs.....6 - vs Clemson (March 29)
 Total bases.....41 - vs Clemson (March 29)
 Walks.....12 - at Notre Dame (March 21)
 Strikeouts.....14 - at Notre Dame (March 23)
 Sac hits.....3 - vs Old Dominion (Feb 14)
 Sac flies.....3 - vs Cal (April 12)
 Stolen bases.....6 - vs West Georgia (Feb 26)
6 - at Virginia Tech (Mar 07)
 Hit by pitch.....4 - vs Marshall (Feb 22)
4 - vs Marshall (Feb 23)
4 - vs Western Michigan (Mar 02)
 Caught stealing.....1 - (6 times)
1 - vs Western Michigan (Mar 02)
 Runners LOB.....14 - vs Marshall (Feb 22)
 Hit into DP.....3 - vs Cal (April 13)

Fielding

Putouts.....27 - (25 times)
 Assists.....15 - vs Marshall (Feb 23)
 Errors.....3 - vs Clemson (March 29)
 Passed balls.....3 - vs. Gardner-Webb (Mar 18)
 DPs turned.....3 at Stanford (April 5)
3 vs. Georgia (April 15)

Pitching

Innings pitched.....9.0 - (25 times)
 Runs allowed.....12 - vs Marshall (Feb 24)
12 - vs Pitt (March 16)
 Earned runs.....12 - vs Marshall (Feb 24)
 Walks allowed.....10 - vs Auburn (April 8)
 Strikeouts.....18 - vs Clemson (March 29)
 Hits allowed.....16 - vs Marshall (Feb 24)
 Doubles allowed.....4 - vs Pitt (March 16)
 Triples allowed.....1 (4 times)
 Homers allowed.....4 - vs Marshall (Feb 24)
 Wild pitches.....2 - (5 times)
 Hit batters.....8 - vs Marshall (Feb 23)

INDIVIDUAL GAME HIGHS**Batting**

At bats:6 - Kyle Lodise at Virginia Tech (Mar 09)
 Runs scored:5 - Caleb Daniel at Notre Dame (March 21)
 Hits:4 - Kyle Lodise at Notre Dame (March 21)
4 - Caleb Daniel at Notre Dame (March 21)
4 - Kyle Lodise vs. Clemson (March 29)
4 - Caleb Daniel vs. Mercer (April 1)
4 - Alex Hernandez vs. Cal (April 11)
 RBIs:6 - Alex Hernandez vs Pitt (March 16)
6 - Kyle Lodise vs. Clemson (March 29)
 Doubles:2 - (12 times)
 Triples:1 - (9 times)
 Home runs:3 - Kyle Lodise at Notre Dame (March 21)
 Total bases:15 - Kyle Lodise at Notre Dame (March 21)
 Walks:4 - Alex Hernandez at Notre Dame (March 21)
 Strikeouts:4 - Caleb Daniel vs. Clemson (March 29)
 Sac hits:1 - (13 times)
 Sac flies:1 - (33 times)
 Stolen bases:2 - (7 times)
 Hit by pitch:2 - Vahn Lackey vs Marshall (Feb 23)
 Caught stealing:1 - (6 times)
 Runners LOB:5 - Alex Hernandez vs W. Michigan (Mar 02)
5 - Parker Brosius at Notre Dame (March 21)
5 - Tyler Neises at Stanford (April 6)

Fielding

Putouts:18 - Vahn Lackey vs Clemson (March 29)
 Assists:7 - Carson Kerce vs Georgia State (Mar 11)
 Errors:2 - Carson Kerce at Stanford (April 4)
 Passed balls:2 - Drew Rogers vs Western Michigan (Feb 28)
2 - Drew Rogers vs. Gardner-Webb (Mar 18)

Pitching

Innings pitched:6.2 - Mason Patel at Notre Dame (March 22)
 Runs allowed:5 - Riley Stanford at Virginia Tech (March 9)
5 - Tate McKee vs. Clemson (March 28)
5 - Tate McKee at Stanford (April 4)
 Earned runs:4 - Riley Stanford at Virginia Tech (March 9)
4 - Sam Swygert vs. Auburn (April 8)
4 - Brady Jones vs. Cal (April 12)
 Walks allowed:5 - Riley Stanford vs Western Michigan (March 2)
5 - Jaylen Paden vs. Clemson (March 29)
 Strikeouts:10 - Tate McKee vs Western Michigan (Feb 28)
 Hits allowed:7 - Tate McKee vs Western Michigan (Feb 28)
7 - Riley Stanford vs Western Michigan (March 2)
7 - Tate McKee vs. Clemson (March 28)
 Doubles allowed:3 - Brady Jones vs. Cal (April 12)
 Triples allowed:1 - (4 times)
 Homers allowed:2 - Sam Swygert at Virginia Tech (March 8)
2 - Mason Patel vs. Clemson (March 28)
2 - Carson Ballard vs. Georgia (April 15)
 Wild pitches:2 - Kayden Campbell vs Western Michigan (March 2)
 Hit batters:5 - Riley Stanford vs Marshall (Feb 23)

BIG INNINGS BREAKDOWN

- Georgia Tech has been prone to devastating innings this season, scoring five or more runs in 16 innings this year.
- The Jackets are 14-1 this year when scoring 5 or more runs in an inning.
- The 10-run 4th inning against No. 3 Clemson was the 37th double-digit inning in program history and the first since scoring 12 against Long Island in 2023.
- Tech has had at least one 5+ run inning in each of its last four ACC series - at Notre Dame, vs. Clemson, at Stanford and vs. Cal

OPPONENT	DATE	INNING	RUNS SCORED	H	2B	3B	HR	RBI	BB	SCORE BEFORE INNING	SCORE AFTER INNING	FINAL
Old Dominion	2/15	9th	7	3	0	0	1 (Grand Slam)	7	3	0-3	7-3	7-3
Marshall	2/21	2nd	5	5	2	0	1 (Grand Slam)	5	1	3-0	8-0	12-1 (7)
West Georgia	2/26	7th	6	7	2	0	1 (3-run HR)	6	2	8-7	14-7	16-7
Western Michigan	2/28	2nd	6	5	1	0	2 (3-run & 2-run)	6	1	2-0	8-0	16-4
Western Michigan	2/28	6th	6	7	2	0	1 (3-run HR)	6	2 + HBP	8-4	14-4	16-4
Western Michigan	3/1	6th	9	9	1	0	1 (2-run HR)	9	1 + HBP	5-1	14-1	14-1 (7)
Western Michigan	3/2	2nd	5	3	1	0	0	3	1 + HBP	0-1	5-1	13-3 (7)
Kennesaw State	3/4	6th	5	3	0	0	1 (2-run HR)	5	2	6-4	11-4	11-4
Gardner-Webb	3/18	3rd	5	4	1	0	0	4	2	6-2	11-2	14-6
Notre Dame	3/22	2nd	5	6	2	1	1 (2-run HR)	5	0	0-0	5-0	9-5
Kennesaw State	3/25	6th	9	6	1	0	1 (Grand Slam)	8	4	5-3	14-3	15-4 (7)
#3 Clemson	3/29	4th	10	11	3	0	4 (3-run, solo, 3-run & solo)	10	1	3-0	13-0	18-2 (7)
Mercer	4/1	1st	8	3	2	1	0	7	3 + HBP	0-0	8-0	21-5 (7)
Mercer	4/1	6th	9	6	2	0	1 (2-run HR)	9	3 + HBP	12-3	21-3	21-5 (7)
at Stanford	4/6	7th	9	7	0	1	2 (3-run & Grand Slam)	9	3	9-1	18-1	18-2 (7)
#9 Auburn	4/8	6th	6	6	1	1	1 (2-run HR)	6	1 + HBP	1-5	7-5	L, 8-9
California	4/12	8th	5	2	0	0	0	5	5 + HBP	10-5	15-5	15-5 (8)

STARTERS

STARTING PITCHERS GAME-BY-GAME

STARTING PITCHER RECORDS

PITCHER	2025 Starts	2025 Record	GT Career Record
Tate McKee	9	5-0	8-2
Brady Jones	9	4-0	4-0
Riley Stanford	7	0-0	0-0
Caden Spivey	4	1-0	1-0
Connor Chicoli	3	0-0	0-0
Sam Swygert	3	1-0	1-0
Alex Hernandez	1	0-0	0-0
Brett Barfield	1	0-0	0-0

* CAREER RECORD IS RECORD AS A STARTER (NOT OVERALL)

Tech starters are 11-0 this season, marking the most games played without a loss from a starting pitcher in program history.

PITCHER	DATE	OPPONENT	DEC.	IP	H	R	ER	BB	SO	NP	SCORE W/ LEFT	FINAL
Tate McKee	2/14	Old Dominion	ND	5.0	2	1	0	2	3	72	1-1	W, 3-2
Brady Jones	2/15	Old Dominion	ND	0.0	1	3	3	3	0	22	0-3	W, 7-3
Riley Stanford	2/16	Old Dominion	ND	4.0	5	1	1	1	5	68	0-1	W, 7-4
Connor Chicoli	2/18	at GASO	ND	2.0	5	3	3	0	0	30	1-3	W, 5-3
Tate McKee	2/21	Marshall	WIN	5.0	3	1	1	2	6	75	9-1	W, 12-1
Brady Jones	2/22	Marshall	ND	5.0	1	1	1	2	7	70	1-1	L, 2-4
Riley Stanford	2/23	Marshall	ND	4.0	2	3	1	2	3	76	5-3	W, 11-6
Caden Spivey	2/24	Marshall	ND	3.0	2	2	2	2	3	61	5-2	L, 8-12
Connor Chicoli	2/26	West Georgia	ND	4.0	6	3	3	0	3	57	5-3	W, 16-7
Tate McKee	2/28	Western Michigan	WIN	5.0	7	3	3	2	10	85	8-4	W, 16-4
Brady Jones	3/1	Western Michigan	WIN	5.0	3	1	0	3	9	89	5-1	W, 14-1
Riley Stanford	3/2	Western Michigan	ND	4.0	7	3	3	5	6	98	8-3	W, 13-3
Caden Spivey	3/4	Kennesaw State	ND	1.1	4	4	3	2	3	42	2-4	W, 11-4
Tate McKee	3/7	at Virginia Tech	ND	4.1	4	3	2	2	7	97	2-3	W, 4-3
Brady Jones	3/8	at Virginia Tech	ND	2.0	1	3	3	4	2	51	1-3	L, 5-8
Riley Stanford	3/9	at Virginia Tech	ND	3.0	4	5	4	4	3	52	6-5	W, 8-6
Connor Chicoli	3/11	vs. Georgia St.	ND	4.0	2	0	0	2	2	71	2-0	W, 4-2
Tate McKee	3/14	vs. Pitt	WIN	6.0	2	1	1	2	6	94	7-1	W, 10-1
Brady Jones	3/15	vs. Pitt	WIN	4.0	5	0	0	3	3	74	2-0	W, 11-1
Riley Stanford	3/16	vs. Pitt	ND	3.1	2	3	3	2	4	62	6-3	L, 10-12
Alex Hernandez	3/18	vs. Gardner-Webb	ND	3.0	1	2	2	1	0	39	11-2	W, 14-6
Tate McKee	3/21	at Notre Dame	WIN	5.0	5	3	3	1	7	101	13-3	W, 18-7
Brady Jones	3/22	at Notre Dame	ND	2.1	4	3	2	2	5	54	5-3	W, 9-5
Riley Stanford	3/23	at Notre Dame	ND	3.0	2	2	1	1	3	57	2-2	W, 10-2
Sam Swygert	3/25	at Kennesaw St.	ND	1.0	1	1	1	0	1	15	1-1	W, 15-4
Tate McKee	3/28	vs. Clemson	ND	5.0	7	5	3	1	6	101	5-5	L, 7-9
Brady Jones	3/29	vs. Clemson	WIN	5.0	3	1	0	4	6	96	13-1	W, 18-2
Riley Stanford	3/29	vs. Clemson	ND	2.0	5	2	2	1	4	40	0-2	L, 3-4
Sam Swygert	4/1	vs. Mercer	WIN	3.0	1	0	0	0	2	43	10-0	W, 21-5
Tate McKee	4/4	at Stanford	ND	4.0	6	5	3	2	4	77	4-5	W, 8-6
Brady Jones	4/5	at Stanford	ND	5.1	5	2	2	2	2	81	2-2	W, 10-3
Caden Spivey	4/6	at Stanford	WIN	5.0	6	1	1	1	1	58	5-1	W, 18-2
Sam Swygert	4/8	vs. Auburn	ND	1.0	2	4	4	1	0	31	0-4	L, 8-9
Tate McKee	4/11	vs. Cal	WIN	5.2	3	2	2	3	6	103	6-2	W, 8-5
Brady Jones	4/12	vs. Cal	WIN	6.0	6	4	4	2	7	99	10-4	W, 15-5
Caden Spivey	4/13	vs. Cal	ND	5.0	4	1	1	3	2	83	2-1	W, 4-3
Brett Barfield	4/15	vs. Georgia	ND	0.1	2	2	2	2	0	22	0-2	L, 2-5

STARTING PITCHER STATS

Player	era	w-l	app	gs	cg	sho	sv	ip	h	r	er	bb	so	2b	3b	hr	b/avg	wp	hp	bk	sfa	sha
Tate McKee	3.60	5-0	9	9	0	0/0	0	45.0	39	24	18	17	55	7	2	3	.235	1	3	1	3	2
Brady Jones	3.89	4-0	9	9	0	0/0	0	34.2	29	18	15	25	41	5	0	2	.225	2	9	0	0	2
Caden Spivey	4.40	1-0	4	4	0	0/0	0	14.1	16	8	7	8	9	1	1	0	.286	2	1	0	1	0
Connor Chicoli	5.40	0-0	3	3	0	0/0	0	10.0	13	6	6	2	5	4	0	1	.333	0	0	0	1	1
Riley Stanford	5.79	0-0	7	7	0	0/0	0	23.1	27	19	15	16	28	5	0	5	.300	0	9	0	0	3
Alex Hernandez	6.00	0-0	1	1	0	0/0	0	3.0	1	2	2	1	0	0	0	1	.111	0	1	0	0	0
Sam Swygert	9.00	1-0	3	3	0	0/0	0	5.0	5	5	5	1	3	1	0	2	.238	1	1	0	0	0
Brett Barfield	54.00	0-0	1	1	0	0/0	0	0.1	2	2	2	2	0	0	0	0	.667	0	1	0	0	0
Totals	4.64	11-0	37	37	0	0/0	0	135.2	132	84	70	72	141	23	3	14	.257	6	25	1	5	8
Opponents	9.65	2-17	37	37	0	0/0	0	134.1	190	157	144	78	108	52	2	30	.332	19	14	1	15	6

BULLPEN GAME-BY-GAME

OPPONENT	DATE	W-L-S	PITCHERS	INN.	IP	H	R-ER	BB-SO
Old Dominion	Feb. 14	1-0-0	Ballard, Paden (W)	6th	4.0	4	1-1	0-7
Old Dominion	Feb. 15	1-0-0	Gaudette, Spivey, Swygert, Barfield, McMullen, Royer (W)	1st	9.0	3	0-0	4-16
Old Dominion	Feb. 16	1-0-1	Buursema, Campbell (W), Evans, Hernandez (SV)	5th	5.0	4	3-3	4-9
at GASO	Feb. 18	1-0-1	Patel (W), Gaudette, Paden (SV)	3rd	7.0	2	0-0	1-12
Marshall	Feb. 21	0-0-0	Swygert, Campbell	6th	2.0	1	0-0	0-2
Marshall	Feb. 22	0-1-0	Ballard, Gaudette, McMullen	6th	4.0	4	3-3	2-4
Marshall	Feb. 23	1-0-0	Buursema, Patel (W), Royer, Lankie, Johnson	5th	5.0	6	3-3	2-4
Marshall	Feb. 24	0-1-0	Swygert, Gaudette, Hernandez, Campbell, Musci, Barfield	4th	6.0	14	10-10	3-7
West Georgia	Feb. 26	1-0-0	Barfield, Royer, Patel, Johnson, McKelvey	5th	5.0	8	4-4	1-5
Western Michigan	Feb. 28	0-0-1	Buursema, Gaudette, Ballard (SV)	6th	4.0	1	1-1	0-3
Western Michigan	March 1	0-0-0	Swygert, Paden	6th	2.0	2	0-0	1-2
Western Michigan	March 2	1-0-0	McMullen (W), Campbell	5th	3.0	2	0-0	1-4
Kennesaw State	March 4	1-0-0	Patel (W), Gaudette, Swygert, Hernandez, Royer	2nd	7.2	6	0-0	1-9
at Virginia Tech	March 7	1-0-0	Patel (W)	5th	4.2	0	0-0	1-2
at Virginia Tech	March 8	0-1-0	Ballard (L), Swygert, Campbell, Gaudette	3rd	7.0	8	5-5	0-5
at Virginia Tech	March 9	1-0-1	Paden, Spivey (W), Barfield, McMullen (SV)	4th	6.0	3	1-1	3-6
vs. Georgia St	March 11	1-0-0	McMullen, Swygert, Ballard, Barfield, Patel (W)	5th	5.0	1	4-2	4-0
vs. Pitt	March 14	0-0-0	Spivey, Royer	7th	3.0	1	0-0	3-4
vs. Pitt	March 15	0-0-1	Patel (SV)	5th	3.0	3	1-1	1-4
vs. Pitt	March 16	0-1-0	Gaudette, Barfield, Swygert (L), Campbell, McMullen, McKelvey, Chicoli	4th	5.2	11	9-9	5-5
vs. Gardner-Webb	March 18	1-0-0	Johnson (W), Royer, Evans, Lankie, Ballard	4th	6.0	6	4-1	2-12
at Notre Dame	March 21	0-0-1	Johnson, Barfield (SV)	6th	3.0	5	4-4	0-5
at Notre Dame	March 22	1-0-0	Patel (W)	3rd	6.2	4	2-1	0-7
at Notre Dame	March 23	1-0-0	Gaudette, Paden (W), Spivey	4th	6.0	4	0-0	2-11
at Kennesaw St.	March 25	1-0-0	Ballard (W), Campbell, Royer, Lankie	2nd	6.0	5	3-3	3-9
vs. Clemson	March 28	0-1-0	Patel (L)	6th	4.0	4	4-3	2-4
vs. Clemson	March 29	0-0-0	Lankie, Chicoli	6th	2.0	1	1-1	1-2
vs. Clemson	March 29	0-1-0	Paden, Spivey, Barfield, Gaudette, Campbell, Ballard	3rd	7.0	4	2-1	7-14
vs. Mercer	April 1	0-0-0	Chicoli, Campbell, Gaudette, Stanford, Barfield, McMullen	4th	4.0	3	5-4	2-5
at Stanford	April 4	1-0-0	Campbell, Patel (W)	5th	5.0	6	1-1	1-7
at Stanford	April 5	1-0-0	Paden (W)	6th	3.2	6	1-1	1-1
at Stanford	April 6	0-0-0	Chicoli, Royer, Barfield	6th	2.0	2	1-1	1-2
vs. Auburn	April 8	0-1-0	Barfield, Stanford, Ballard, Campbell, Chicoli, Lankie (L), Gaudette	2nd	8.0	5	5-5	9-10
vs. Cal	April 11	0-0-1	Patel (SV)	6th	3.1	4	3-3	0-3
vs. Cal	April 12	0-0-0	Ballard, Gaudette, Barfield	7th	2.0	0	1-1	2-2
vs. Cal	April 13	0-0-1	Paden, Patel (SV)	6th	4.0	6	2-2	1-1
vs. Georgia	April 15	0-1-0	Ballard (L), Buursema, Chicoli	1st	7.2	8	3-3	2-9

BULLPEN STATS

Player	era	w-l	app	gs	cg	sho	sv	ip	h	r	er	bb	so	2b	3b	hr	b/avg	wp	hp	bk	sfa	sha
Caden Spivey	0.00	1-0	5	0	0	0/0	0	10.1	4	0	0	8	15	0	0	0	.118	0	0	0	0	1
Riley Stanford	0.00	0-0	2	0	0	0/0	0	1.1	1	1	0	1	1	0	0	0	.200	0	1	0	0	0
Jaylen Paden	1.77	4-0	8	0	0	0/0	1	20.1	17	4	4	10	26	2	0	0	.236	2	3	0	1	1
Mason Patel	1.87	8-1	12	0	0	0/0	3	43.1	27	11	9	7	40	6	1	4	.179	1	4	0	2	1
Brett Barfield	2.00	0-0	12	0	0	0/0	1	9.0	7	3	2	4	11	1	0	2	.206	0	2	0	0	0
Kayden Campbell	2.89	1-0	11	0	0	0/0	0	9.1	8	3	3	4	15	2	0	1	.216	3	3	0	0	0
Cooper McMullen	3.68	1-0	7	0	0	0/0	1	7.1	4	3	3	6	5	1	0	1	.174	0	1	0	0	1
Connor Chicoli	4.26	0-0	6	0	0	0/0	0	6.1	7	3	3	2	4	1	0	0	.292	0	0	0	1	0
Sam Swygert	5.56	0-1	8	0	0	0/0	0	11.1	12	7	7	3	12	4	0	2	.261	1	2	0	1	0
Carson Ballard	5.57	1-3	11	0	0	0/0	1	21.0	22	13	13	4	25	7	0	3	.272	1	2	0	1	0
Cole Royer	6.75	1-0	8	0	0	0/0	0	6.2	11	5	5	5	9	2	0	0	.393	4	3	0	1	0
Ryan Johnson	6.75	1-0	4	0	0	0/0	0	4.0	4	3	3	0	7	1	0	1	.250	1	2	0	0	0
Caden Gaudette	6.92	0-1	13	0	0	0/0	0	13.0	15	10	10	7	20	3	0	2	.294	0	2	0	2	1
Porter Buursema	9.00	0-0	4	0	0	0/0	0	4.0	4	4	4	3	9	0	0	0	.267	0	4	0	1	0
Alex Hernandez	9.00	0-1	3	0	0	0/0	1	3.0	2	3	3	2	3	0	0	1	.182	0	0	0	0	0
Adam McKelvey	9.00	0-0	2	0	0	0/0	0	1.0	1	1	1	1	1	0	0	0	.333	0	0	0	0	0
Jake Lankie	9.64	0-1	5	0	0	0/0	0	4.2	8	5	5	2	9	2	0	1	.381	0	0	0	0	0
Joshua Evans	13.50	0-0	2	0	0	0/0	0	0.2	2	4	1	3	1	0	0	0	.400	1	1	0	0	0
Thorpe Musci	27.00	0-0	1	0	0	0/0	0	0.2	1	2	2	1	1	0	0	1	.333	1	0	0	0	0
Totals	3.91	18-8	37	0	0	0/0	8	177.1	157	85	77	73	214	32	1	19	.238	15	30	0	10	5
Opponents	9.76	6-12	37	0	0	0/0	4	162.1	233	208	176	140	158	55	7	29	.340	26	27	3	18	7

2025 OVERALL STATS

@GTBASEBALL
Overall Statistics for Georgia Tech (as of Apr 13, 2025)
(All games Sorted by Batting avg)

Record: 29-8 Home: 19-6 Away: 10-1 Neutral: 0-1 ACC: 14-4

Player	avg	gp-gs	ab	r	h	2b	3b	hr	rbi	tb	slg%	bb	hp	so	gdp	ob%	sf	sh	sb-att	po	a	e	fld%
Kent Schmidt	.415	21-21	82	26	34	11	0	2	26	51	.622	12	3	12	0	.485	4	0	4-4	147	3	0	1.000
Kyle Lodise	.395	32-32	129	49	51	17	2	13	44	111	.860	24	5	25	1	.500	2	0	7-7	30	72	4	.962
Carson Kerce	.375	37-36	120	34	45	14	0	1	30	62	.517	20	3	19	1	.459	5	2	5-7	31	80	5	.957
Drew Burress	.361	37-37	147	52	53	19	1	12	46	110	.748	33	2	25	0	.478	2	0	8-9	84	2	1	.989
Vahn Lackey	.357	37-37	140	29	50	9	0	4	30	71	.507	15	6	25	3	.428	5	2	11-12	265	30	5	.983
Alex Hernandez	.348	37-37	141	35	49	7	2	10	45	90	.638	27	1	28	4	.443	5	0	3-3	75	45	5	.960
Caleb Daniel	.325	32-31	117	36	38	12	2	4	22	66	.564	18	5	22	0	.433	1	0	4-4	35	11	0	1.000
John Giesler	.304	20-16	56	17	17	2	0	2	11	25	.446	9	1	17	2	.403	1	0	0-0	76	2	0	1.000
Tyler Neises	.265	30-20	83	14	22	5	1	1	15	32	.386	15	2	19	1	.386	1	0	4-4	13	1	2	.875
Parker Brosius	.255	37-34	110	28	28	6	1	1	20	39	.355	20	7	30	1	.393	3	6	14-15	67	1	3	.958

Nathanael Coupet	.364	11-2	11	4	4	0	0	1	8	7	.636	2	2	3	1	.500	1	0	0-0	3	0	0	1.000
Connor Shouse	.273	12-2	11	9	3	0	0	1	4	6	.545	2	3	2	0	.500	0	0	1-1	2	0	0	1.000
Nathan Waugh	.265	18-9	34	11	9	2	0	1	7	14	.412	9	1	12	1	.432	0	0	0-1	0	0	0	.000
Will Baker	.260	23-11	50	13	13	3	0	3	17	25	.500	6	0	11	1	.328	2	2	0-0	10	25	2	.946
Drew Rogers	.250	14-8	28	6	7	0	0	3	12	16	.571	6	0	16	0	.371	1	1	0-0	87	11	1	.990
Cooper McMullen	.000	1-0	0	0	0	0	0	0	0	0	.000	0	0	0	0	.000	0	0	0-0	0	1	0	1.000
Joshua Evans	.000	13-0	0	2	0	0	0	0	0	0	.000	0	0	0	0	.000	0	0	0-0	5	0	0	1.000
Totals	.336	37	1259	365	423	107	9	59	337	725	.576	218	41	266	16	.440	33	13	61-67	939	323	33	.975
Opponents	.246	37	1173	169	289	55	4	33	160	451	.384	145	55	355	22	.352	15	13	21-33	890	284	38	.969

LOB - Team (309), Opp (293). DPs turned - Team (26), Opp (21). IBB - Team (3), Burress, D 3, Opp (1). Picked off - Kerce, C 2, Hernandez, A 1.

(All games Sorted by Earned run avg)

Player	era	w-l	app	gs	cg	sho	sv	ip	h	r	er	bb	so	2b	3b	hr	b/avg	wp	hp	bk	sfa	sha
Mason Patel	1.87	8-1	12	0	0	0/0	3	43.1	27	11	9	7	40	6	1	4	.179	1	4	0	2	1
Tate McKee	3.60	5-0	9	9	0	0/0	0	45.0	39	24	18	17	55	7	2	3	.235	1	3	1	3	2
Brady Jones	3.89	4-0	9	9	0	0/0	0	34.2	29	18	15	25	41	5	0	2	.225	2	9	0	0	2

Jaylen Paden	1.77	4-0	8	0	0	0/0	1	20.1	17	4	4	10	26	2	0	0	.236	2	3	0	1	1
Caden Spivey	2.55	2-0	9	4	0	0/0	0	24.2	20	8	7	16	24	1	1	0	.222	2	1	0	1	1
Kayden Campbell	2.89	1-0	11	0	0	0/0	0	9.1	8	3	3	4	15	2	0	1	.216	3	3	0	0	0
Cooper McMullen	3.68	1-0	7	0	0	0/0	1	7.1	4	3	3	6	5	1	0	1	.174	0	1	0	0	1
Brett Barfield	3.86	0-0	13	1	0	0/0	1	9.1	9	5	4	6	11	1	0	2	.243	0	3	0	0	0
Connor Chicoli	4.96	0-0	9	3	0	0/0	0	16.1	20	9	9	4	9	5	0	1	.317	0	0	0	2	1
Riley Stanford	5.47	0-0	9	7	0	0/0	0	24.2	28	20	15	17	29	5	0	5	.295	0	10	0	0	3
Carson Ballard	5.57	1-3	11	0	0	0/0	1	21.0	22	13	13	4	25	7	0	3	.272	1	2	0	1	0
Sam Swygert	6.61	1-1	11	3	0	0/0	0	16.1	17	12	12	4	15	5	0	4	.254	2	3	0	1	0
Cole Royer	6.75	1-0	8	0	0	0/0	0	6.2	11	5	5	5	9	2	0	0	.393	4	3	0	1	0
Ryan Johnson	6.75	1-0	4	0	0	0/0	0	4.0	4	3	3	0	7	1	0	1	.250	1	2	0	0	0
Caden Gaudette	6.92	0-1	13	0	0	0/0	0	13.0	15	10	10	7	20	3	0	2	.294	0	2	0	2	1
Alex Hernandez	7.50	0-1	4	1	0	0/0	1	6.0	3	5	5	3	3	0	0	2	.150	0	1	0	0	0
Porter Buursema	9.00	0-0	4	0	0	0/0	0	4.0	4	4	4	3	9	0	0	0	.267	0	4	0	1	0
Adam McKelvey	9.00	0-0	2	0	0	0/0	0	1.0	1	1	1	1	1	0	0	0	.333	0	0	0	0	0
Jake Lankie	9.64	0-1	5	0	0	0/0	0	4.2	8	5	5	2	9	2	0	1	.381	0	0	0	0	0
Joshua Evans	13.50	0-0	2	0	0	0/0	0	0.2	2	4	1	3	1	0	0	0	.400	1	1	0	0	0
Thorpe Musci	27.00	0-0	1	0	0	0/0	0	0.2	1	2	2	1	1	0	0	1	.333	1	0	0	0	0
Totals	4.23	29-8	37	37	0	0/0	8	313.0	289	169	147	145	355	55	4	33	.246	21	55	1	15	13
Opponents	9.71	8-29	37	37	0	0/0	4	296.2	423	365	320	218	266	107	9	59	.336	45	41	4	33	13

PB - Team (8), Rogers, D 5, Lackey, V 3, Opp (11). Pickoffs - Team (3), Stanford, R 1, Paden, J 1, Lackey, V 1, Opp (3). SBA/ATT - Lackey, V (17-23), Rogers, D (4-10), McKee, T (6-10), Stanford, R (5-8), Jones, B (1-3), Chicoli, C (2-2), Royer, C (0-2), Patel, M (2-2), Gaudette, C (2-2), Hernandez, A (1-1), McMullen, C (0-1), Spivey, C (1-1), Barfield, B (1-1).

2025 ACC STATS

@GTBASEBALL
Conference statistics for Georgia Tech (as of Apr 13, 2025)
(ACC games only Sorted by Batting avg)

Record: 14-4 Home: 6-3 Away: 8-1 ACC: 14-4

Player	avg	gp-gs	ab	r	h	2b	3b	hr	rbi	tb	slg%	bb	hp	so	gdp	ob%	sf	sh	sb-att	po	a	e	fld%
Kyle Lodise	.418	15-15	67	22	28	8	1	9	24	65	.970	8	1	12	1	.481	1	0	3-3	14	31	1	.978
Carson Kerce	.375	18-18	64	15	24	6	0	0	18	30	.469	11	1	11	0	.450	4	1	3-4	15	40	5	.917
John Giesler	.368	14-11	38	14	14	2	0	2	10	22	.579	7	1	11	1	.468	1	0	0-0	56	0	0	1.000
Vahn Lackey	.361	18-18	72	13	26	4	0	2	18	36	.500	10	0	12	1	.424	3	1	6-7	152	14	4	.976
Alex Hernandez	.358	18-18	67	20	24	2	2	4	18	42	.627	17	0	15	2	.477	2	0	2-2	45	29	4	.949
Kent Schmidt	.357	6-6	28	5	10	4	0	0	5	14	.500	1	0	6	0	.367	1	0	0-0	50	2	0	1.000
Drew Burress	.355	18-18	76	27	27	11	0	6	17	56	.737	13	1	11	0	.456	0	0	2-2	38	1	1	.975
Caleb Daniel	.310	18-18	71	22	22	5	2	3	19	40	.563	9	3	17	0	.405	1	0	0-0	24	0	0	1.000
Tyler Neises	.214	15-10	42	5	9	3	0	0	7	12	.286	9	1	11	1	.365	0	0	3-3	5	0	1	.833
Will Baker	.214	12-7	28	7	6	1	0	2	10	13	.464	3	0	6	1	.273	2	1	0-0	8	18	2	.929
Parker Brosius	.189	18-17	53	14	10	1	0	1	4	14	.264	11	3	13	1	.358	0	4	5-6	33	1	0	1.000

Connor Shouse	.750	5-1	4	4	3	0	0	1	2	6	1.500	1	0	0	0	.800	0	0	0-0	1	0	0	1.000
Nathanael Coupet	.400	5-2	5	3	2	0	0	1	7	5	1.000	2	2	1	1	.600	1	0	0-0	2	0	0	1.000
Nathan Waugh	.375	6-2	8	3	3	0	0	0	2	3	.375	3	1	3	0	.583	0	0	0-0	0	0	0	.000
Drew Rogers	.000	4-1	2	1	0	0	0	0	0	0	.000	2	0	1	0	.500	0	0	0-0	9	2	0	1.000
Cooper McMullen	.000	1-0	0	0	0	0	0	0	0	0	.000	0	0	0	0	.000	0	0	0-0	0	0	0	.000
Joshua Evans	.000	5-0	0	1	0	0	0	0	0	0	.000	0	0	0	0	.000	0	0	0-0	3	0	0	1.000
Totals	.333	18	625	176	208	47	5	31	161	358	.573	107	14	130	9	.432	16	7	24-27	459	163	20	.969
Opponents	.252	18	579	84	146	26	2	18	79	230	.397	71	26	163	11	.356	7	9	9-15	446	150	15	.975

LOB - Team (147), Opp (149). DPs turned - Team (14), Opp (10). IBB - Team (2), Burress, D 2, Opp (1). Picked off - Kerce, C 1, Hernandez, A 1.

(ACC games only Sorted by Earned run avg)

Player	era	w-l	app	gs	cg	sho	sv	ip	h	r	er	bb	so	2b	3b	hr	b/avg	wp	hp	bks	sfa	sha
Caden Spivey	1.04	2-0	6	2	0	0/0	0	17.1	13	2	2	11	13	0	0	0	.213	1	0	0	0	1
Jaylen Paden	2.20	3-0	5	0	0	0/0	0	16.1	16	4	4	8	19	2	0	0	.267	2	3	0	1	1
Mason Patel	2.89	3-1	7	0	0	0/0	3	28.0	21	11	9	5	25	4	1	4	.212	0	3	0	2	1
Brady Jones	4.01	3-0	6	6	0	0/0	0	24.2	24	13	11	17	25	5	0	1	.253	1	7	0	0	1
Tate McKee	4.20	3-0	6	6	0	0/0	0	30.0	27	19	14	11	36	4	1	3	.239	0	2	1	3	2

Cooper McMullen	0.00	0-0	2	0	0	0/0	1	1.0	0	0	0	1	0	0	0	0	.000	0	0	0	0	0
Brett Barfield	1.69	0-0	6	0	0	0/0	1	5.1	5	2	1	0	8	1	0	1	.227	0	1	0	0	0
Kayden Campbell	2.08	0-0	4	0	0	0/0	0	4.1	5	1	1	1	5	2	0	0	.263	1	2	0	0	0
Connor Chicoli	3.00	0-0	3	0	0	0/0	0	3.0	3	1	1	0	3	0	0	0	.273	0	0	0	1	0
Carson Ballard	6.75	0-1	3	0	0	0/0	0	2.2	4	2	2	0	3	1	0	1	.333	0	0	0	0	0
Riley Stanford	7.94	0-0	4	4	0	0/0	0	11.1	13	12	10	8	14	3	0	4	.289	0	2	0	0	2
Jake Lankie	9.00	0-0	1	0	0	0/0	0	1.0	1	1	1	1	2	0	0	1	.250	0	0	0	0	0
Cole Royer	9.00	0-0	2	0	0	0/0	0	1.0	2	1	1	2	2	0	0	0	.400	2	2	0	0	0
Caden Gaudette	11.25	0-1	5	0	0	0/0	0	4.0	6	5	5	4	4	2	0	0	.375	0	1	0	0	1
Sam Swygert	20.25	0-1	2	0	0	0/0	0	2.2	4	6	6	1	4	2	0	2	.333	0	1	0	0	0
Adam McKelvey	27.00	0-0	1	0	0	0/0	0	0.1	0	1	1	1	0	0	0	0	.000	0	0	0	0	0
Ryan Johnson	99.00	0-0	1	0	0	0/0	0	0.0	2	3	3	0	0	0	0	1	1.000	0	2	0	0	0
Totals	4.18	14-4	18	18	0	0/0	5	153.0	146	84	71	71	163	26	2	18	.252	7	26	1	7	9
Opponents	9.57	4-14	18	18	0	0/0	2	148.2	208	176	158	107	130	47	5	31	.333	20	14	3	16	7

PB - Team (2), Lackey, V 2, Opp (6). Pickoffs - Team (1), Paden, J 1, Opp (2). SBA/ATT - Lackey, V (9-14), McKee, T (3-5), Stanford, R (2-3), Jones, B (1-3), Patel, M (2-2), McMullen, C (0-1), Rogers, D (0-1), Spivey, C (1-1).

2025 SEASON SUMMARY

@GTBASEBALL
Games Summary for Georgia Tech (as of Apr 17, 2025)
(All games)

Score by innings	1	2	3	4	5	6	7	8	9	Total
Georgia Tech	42	56	35	30	39	73	43	25	22	365
Opponents	20	13	22	21	13	33	21	15	11	169

Record when ...

Overall	29-8	After 6 leading	22-3
Conference	14-4 trailing	2-4
Non-Conference	15-4 tied	5-1
Home games	19-6	After 7 leading	17-2
Away games	10-1 trailing	2-5
Neutral site	0-1 tied	2-1
Day games	23-4	After 8 leading	16-1
Night games	6-4 trailing	2-7
vs Left starter	13-2 tied	1-0
vs Right starter	16-6		
1-Run games	3-2	Hit 0 home runs	6-2
2-Run games	4-3	... 1 home run	9-4
5+Run games	18-0	... 2+ home runs	14-2
Extra innings	0-0		
Shutouts	0-0	Opponent 0 home runs	15-0
	 1 home run	12-4
Scoring 0-2 runs	0-2 2+ HRs	2-4
..... 3-5 runs	5-2		
..... 6-9 runs	6-3	Made 0 errors	10-6
..... 10+ runs	18-1 1 error	10-0
	 2+ errors	9-2
Opponent 0-2 runs	9-0		
..... 3-5 runs	14-3	Opp. made 0 errors	10-3
..... 6-9 runs	6-3 1 error	10-4
..... 10+ runs	0-2 2+ errors	9-1
Scored in 1st inning	15-4	Out-hit opponent	26-2
Opp. scored in 1st	8-4	Out-hit by opponent	3-4
Scores first	20-3	Hits are tied	0-2
Opp. scores first	9-5		

Record when team scores:

Runs	0	1	2	3	4	5	6	7	8	9	10+
W-L	0-0	0-0	0-2	1-1	3-0	1-1	0-0	2-1	3-2	1-0	18-1

Record when opponent scores:

Runs	0	1	2	3	4	5	6	7	8	9	10+
W-L	0-0	4-0	5-0	6-0	4-2	4-1	4-0	2-0	0-1	0-2	0-2

Record when leading after:

Inn.	1	2	3	4	5	6	7	8
W-L	13-3	20-2	22-2	23-2	25-2	22-3	17-2	16-1

Record when trailing after:

Inn.	1	2	3	4	5	6	7	8
W-L	6-4	6-5	5-5	3-5	3-4	2-4	2-5	2-7

Record when tied after:

Inn.	1	2	3	4	5	6	7	8
W-L	10-1	3-1	2-1	3-1	1-2	5-1	2-1	1-0

Current losing streak: 1
Longest winning streak: 6
Longest losing streak: 1

Home attendance : 43486 (25 dates avg = 1739)
Away attendance : 27350 (12 dates avg = 2279)
Total attendance: 70836 (37 dates avg = 1914)

2025 SITUATIONAL STATS

@GTBASEBALL
Batting Analysis for Georgia Tech (as of Apr 17, 2025)
(All games Sorted by Player Name)

Player	vs left			vs right			w/runners			w/bases empty			w/bases loaded			as leadoff			fly	gnd	fly/
	h	ab	avg	h	ab	avg	h	ab	avg	h	ab	avg	h	ab	avg	rch	op	pct	out	out	gnd
Will Baker	4	13	.308	9	37	.243	8	32	.250	5	18	.278	1	2	.500	2	9	.222	13	16	0.8
Parker Brosius	6	37	.162	22	73	.301	16	66	.242	12	44	.273	1	4	.250	6	20	.300	38	22	1.7
Drew Burress	16	44	.364	37	10	.359	32	77	.416	21	70	.300	4	7	.571	11	24	.458	40	27	1.5
Nathanael Coupet	2	3	.667	2	8	.250	4	8	.500	0	3	.000	2	4	.500	1	3	.333	3	2	1.5
Caleb Daniel	9	35	.257	29	82	.354	19	56	.339	19	61	.311	1	2	.500	11	26	.423	36	23	1.6
John Giesler	8	25	.320	9	31	.290	11	33	.333	6	23	.261	0	3	.000	7	12	.583	10	11	0.9
Alex Hernandez	17	50	.340	32	91	.352	29	84	.345	20	57	.351	2	6	.333	18	33	.545	35	31	1.1
Carson Kerce	15	40	.375	30	80	.375	25	66	.379	20	54	.370	2	6	.333	13	29	.448	40	22	1.8
Vahn Lackey	17	46	.370	33	94	.351	28	74	.378	22	66	.333	1	4	.250	19	48	.396	33	36	0.9
Kyle Lodise	14	40	.350	37	89	.416	21	58	.362	30	71	.423	1	4	.250	32	53	.604	31	21	1.5
Tyler Neises	3	15	.200	19	68	.279	14	53	.264	8	30	.267	2	4	.500	7	16	.438	19	20	0.9
Drew Rogers	2	9	.222	5	19	.263	5	19	.263	2	9	.222	1	2	.500	2	5	.400	2	5	0.4
Kent Schmidt	16	33	.485	18	49	.367	23	55	.418	11	27	.407	1	2	.500	7	12	.583	25	15	1.7
Connor Shouse	2	5	.400	1	6	.167	2	8	.250	1	3	.333	0	2	.000	1	3	.333	0	5	0.0
Nathan Waugh	2	16	.125	7	18	.389	7	25	.280	2	9	.222	0	0	.000	4	8	.500	5	6	0.8
Totals	133	411	.324	290	848	.342	244	714	.342	179	545	.328	19	52	.365	141	301	.468	330	262	1.3
Opponents	20	82	.244	269	109	.247	130	579	.225	159	594	.268	10	39	.256	126	313	.403	256	283	0.9

Player	pinch hitting			w/runners in scoring pos			w/runner on 3rd and LT 2 out			with 2 outs			success adv runners			2- rnrns			rch	rch	kl
	h	ab	avg	h	ab	avg	rbi	op	pct	h	ab	avg	adv	op	pct	rbi	w/o	lob	err	fc	kl
Will Baker	1	5	.200	7	17	.412	5	6	.833	6	19	.316	19	39	.487	7	11	12	1	1	0
Parker Brosius	1	1	1.000	10	39	.256	7	11	.636	11	39	.282	43	87	.494	10	14	33	1	5	6
Drew Burress	0	0	.000	21	43	.488	7	9	.778	18	45	.400	50	87	.575	13	9	23	3	8	4
Nathanael Coupet	3	4	.750	3	7	.429	2	3	.667	3	6	.500	6	10	.600	5	1	8	0	0	0
Caleb Daniel	1	1	1.000	9	36	.250	5	8	.625	13	42	.310	33	65	.508	6	8	23	0	3	8
John Giesler	0	2	.000	9	27	.333	2	6	.333	3	19	.158	18	38	.474	5	4	17	2	1	2
Alex Hernandez	0	0	.000	21	62	.339	10	16	.625	14	49	.286	54	97	.557	13	13	40	3	3	7
Carson Kerce	0	0	.000	19	44	.432	13	16	.813	16	42	.381	43	80	.538	12	12	34	1	4	3
Vahn Lackey	0	0	.000	15	39	.385	12	19	.632	14	36	.389	49	87	.563	10	18	23	3	4	12
Kyle Lodise	0	0	.000	12	34	.353	5	7	.714	14	37	.378	35	65	.538	19	6	23	3	4	10
Tyler Neises	1	5	.200	11	38	.289	3	5	.600	5	33	.152	28	58	.483	7	9	22	3	1	9
Drew Rogers	0	0	.000	5	14	.357	3	6	.500	2	12	.167	10	24	.417	3	2	10	0	0	3
Kent Schmidt	0	0	.000	18	36	.500	7	9	.778	10	26	.385	38	62	.613	4	15	18	0	1	4
Connor Shouse	1	5	.200	1	6	.167	1	1	1.000	1	5	.200	7	10	.700	1	0	5	1	2	1
Nathan Waugh	2	5	.400	4	16	.250	2	7	.286	3	11	.273	12	27	.444	4	1	10	0	3	2
Totals	10	28	.357	165	458	.360	84	129	.651	133	421	.316	445	836	.532	119	123	309	21	40	71
Opponents	8	39	.205	80	330	.242	58	84	.690	83	373	.223	284	677	.419	38	76	293	18	37	101

Success Advancing Runners = percentage of times the batter advanced at least one runner during a plate appearance
 #Rnrs Adv w/Out = TOTAL number of runners advanced when the player made an out

TEAM GAME-BY-GAME - Hitting

Date	Opponent	ab	r	h	rbi	2b	3b	hr	tb	bb	ibb	sb	cs	hbp	sac	sf	gdp	k	po	a	e	lob	avg
Feb 14	OLD DOMINION	24	3	3	3	1	0	1	7	5	0	0	0	1	3	0	1	7	27	9	1	6	.125
Feb 15	OLD DOMINION	31	7	6	7	1	0	1	10	7	0	1	0	0	0	0	1	13	27	7	1	7	.164
Feb 16	OLD DOMINION	34	7	11	6	4	0	1	18	3	0	2	0	2	0	2	0	10	27	5	1	10	.225
Feb 18	at Georgia Southern	34	5	9	5	3	0	2	18	4	0	2	1	1	0	0	1	8	27	8	0	7	.236
Feb 21	MARSHALL	31	12	13	11	4	0	3	26	7	0	2	0	0	0	2	0	4	21	5	0	10	.273
Feb 22	MARSHALL	34	2	7	2	3	0	0	10	5	0	0	0	4	0	0	0	2	27	8	0	14	.261
Feb 23	MARSHALL	36	11	15	11	7	0	2	28	1	0	5	0	4	2	2	0	6	27	15	2	10	.286
Feb 24	MARSHALL	33	8	9	7	2	0	0	11	8	0	3	1	2	0	1	1	8	27	9	0	9	.284
Feb 26	WEST GEORGIA	39	16	17	15	4	1	3	32	9	0	6	0	1	0	2	0	6	27	11	0	11	.304
Feb 28	WESTERN MICHIG	38	16	15	16	3	1	4	32	4	0	1	0	2	0	0	0	5	27	9	1	4	.314
Mar 01	WESTERN MICHIG	34	14	18	14	4	0	1	25	3	0	3	0	1	0	2	0	6	21	8	1	8	.334
Mar 02	WESTERN MICHIG	30	13	14	12	7	0	1	24	5	0	3	1	4	0	1	0	4	21	8	0	9	.344
Mar 04	KENNESAW STAT	34	11	13	10	1	0	2	20	6	1	0	0	1	0	2	0	11	27	6	2	8	.347
*Mar 07	at Virginia Tech	35	4	9	4	0	0	0	9	7	0	6	1	0	0	0	0	9	27	7	2	11	.340
*Mar 08	at Virginia Tech	35	5	9	5	3	1	2	20	3	0	0	0	0	1	0	0	9	24	14	0	7	.335
*Mar 09	at Virginia Tech	35	8	11	7	3	1	0	16	7	1	2	1	2	1	1	0	10	27	10	1	11	.333
Mar 11	GEORGIA STATE	29	4	7	4	1	0	1	11	8	0	3	0	0	0	1	1	6	27	13	0	10	.329
*Mar 14	PITTSBURGH	33	10	10	9	2	0	1	15	7	0	1	0	1	1	0	0	3	27	9	0	8	.327
*Mar 15	PITTSBURGH	32	11	12	8	6	0	0	18	10	0	5	0	0	0	2	0	4	21	7	1	13	.330
*Mar 16	PITTSBURGH	37	10	12	10	4	0	4	28	3	0	1	0	3	0	1	1	11	27	12	0	7	.329
Mar 18	GARDNER-WEBB	36	14	13	11	3	0	0	16	8	0	2	0	0	0	1	0	8	27	6	2	7	.331
*Mar 21	at Notre Dame	41	18	17	18	3	1	4	34	12	0	1	0	0	0	1	1	6	24	9	1	12	.336
*Mar 22	at Notre Dame	38	9	13	9	3	1	2	24	2	0	1	0	0	0	1	1	4	27	7	2	5	.336
*Mar 23	at Notre Dame	36	10	9	6	1	0	0	10	7	0	3	0	0	1	0	0	14	27	7	2	7	.332
Mar 25	at Kennesaw State	32	15	12	13	3	0	2	21	10	0	0	0	1	1	1	0	11	21	7	0	9	.334
*Mar 28	CLEMSON	35	7	11	7	3	0	1	17	4	0	1	0	0	1	2	0	7	27	12	3	8	.333
*Mar 29	CLEMSON	36	18	19	16	4	0	6	41	7	0	0	0	2	0	0	1	5	21	7	1	9	.341
*Mar 29	CLEMSON	31	3	5	2	1	0	1	9	5	0	0	1	0	0	0	1	11	27	2	2	6	.335
Apr 01	MERCER	35	21	16	19	5	1	2	29	10	0	3	0	2	0	0	1	3	21	6	2	8	.339
*Apr 04	at Stanford	36	8	10	7	3	0	1	16	6	0	1	0	0	0	0	0	12	27	10	2	7	.337
*Apr 05	at Stanford	36	10	12	9	4	0	1	19	3	0	0	0	1	1	2	0	6	27	13	0	6	.337
*Apr 06	at Stanford	38	18	18	17	2	1	4	34	6	1	2	0	1	0	2	0	2	21	8	1	8	.342
Apr 08	AUBURN	39	8	13	8	3	1	1	21	4	0	1	0	1	0	0	1	6	27	12	0	9	.341
*Apr 11	CAL	32	8	9	8	1	0	2	16	4	0	0	0	1	1	0	0	9	27	13	2	6	.340
*Apr 12	CAL	31	15	14	15	2	0	2	22	11	0	0	0	2	0	3	1	3	24	8	0	11	.343
*Apr 13	CAL	28	4	8	4	2	0	0	10	3	0	0	0	1	0	1	3	5	27	8	0	5	.341
Apr 15	vs Georgia Bulldogs	31	2	4	2	1	0	1	8	4	0	0	0	0	0	0	0	12	24	8	0	6	.336
Totals		1259	365	423	337	107	9	59	725	218	3	61	6	41	13	33	16	266	939	323	33	309	.336

TEAM GAME-BY-GAME - Pitching

Date	Opponent	ip	h	r	er	bb	so	2b	3b	hr	wp	bk	hbp	dp	ibb	score	w-l	sv	era
Feb 14	OLD DOMINION	9.0	6	2	1	2	10	1	0	0	0	0	1	2	0	3-2	1-0	0	1.00
Feb 15	OLD DOMINION	9.0	4	3	3	7	16	0	0	0	0	0	2	0	0	7-3	2-0	0	2.00
Feb 16	OLD DOMINION	9.0	9	4	4	5	14	0	0	1	0	0	2	0	0	7-4	3-0	1	2.67
Feb 18	at Georgia Southern	9.0	7	3	3	1	12	2	0	1	0	0	0	0	0	5-3	4-0	2	2.75
Feb 21	MARSHALL	7.0	4	1	1	2	8	1	1	0	0	0	0	0	0	12-1	5-0	2	2.51
Feb 22	MARSHALL	9.0	5	4	4	4	11	0	0	1	0	0	1	0	0	2-4	5-1	2	2.77
Feb 23	MARSHALL	9.0	8	6	4	4	7	3	0	0	0	0	8	0	0	11-6	6-1	2	2.95
Feb 24	MARSHALL	9.0	16	12	12	5	10	3	0	4	1	0	2	0	0	8-12	6-2	2	4.11
Feb 26	WEST GEORGIA	9.0	14	7	7	1	8	3	0	1	2	0	0	1	0	16-7	7-2	2	4.44
Feb 28	WESTERN MICHIG	9.0	8	4	4	2	13	3	0	0	1	0	3	0	0	16-4	8-2	3	4.40
Mar 01	WESTERN MICHIG	7.0	5	1	0	4	11	0	0	0	1	0	1	1	0	14-1	9-2	3	4.07
Mar 02	WESTERN MICHIG	7.0	9	3	3	6	10	2	0	0	2	0	2	1	0	13-3	10-2	3	4.06
Mar 04	KENNESAW STAT	9.0	10	4	3	3	12	2	1	0	2	0	0	0	0	11-4	11-2	3	3.97
*Mar 07	at Virginia Tech	9.0	4	3	2	3	9	2	0	1	0	0	1	0	0	4-3	12-2	3	3.83
*Mar 08	at Virginia Tech	8.0	9	8	8	4	7	3	0	3	1	0	2	1	0	5-8	12-3	3	4.15
*Mar 09	at Virginia Tech	9.0	7	6	5	7	9	1	0	1	0	0	3	0	1	8-6	13-3	4	4.20
Mar 11	GEORGIA STATE	9.0	3	2	2	6	2	1	0	0	0	0	2	1	0	4-2	14-3	4	4.07
*Mar 14	PITTSBURGH	9.0	3	1	1	5	10	1	0	0	1	1	2	0	0	10-1	15-3	4	3.89
*Mar 15	PITTSBURGH	7.0	8	1	1	4	7	2	0	0	0	0	0	2	0	11-1	16-3	5	3.78
*Mar 16	PITTSBURGH	9.0	13	12	12	7	9	4	0	1	1	0	1	0	0	10-12	16-4	5	4.21
Mar 18	GARDNER-WEBB	9.0	7	6	3	3	12	1	0	1	2	0	1	1	0	14-6	17-4	5	4.15
*Mar 21	at Notre Dame	8.0	10	7	7	1	12	0	1	3	0	0	3	1	0	18-7	18-4	6	4.31
*Mar 22	at Notre Dame	9.0	8	5	3	2	12	0	0	1	0	0	1	0	0	9-5	19-4	6	4.25
*Mar 23	at Notre Dame	9.0	6	2	1	3	14	2	0	1	0	0	1	0	0	10-2	20-4	6	4.11
Mar 25	at Kennesaw State	7.0	6	4	4	3	10	3	0	1	1	0	0	1	0	15-4	21-4	6	4.14
*Mar 28	CLEMSON	9.0	11	9	6	3	10	1	0	3	0	0	2	1	0	7-9	21-5	6	4.22
*Mar 29	CLEMSON	7.0	4	2	1	5	8	0	0	1	0	0	1	1	0	18-2	22-5	6	4.13
*Mar 29	CLEMSON	9.0	9	4	2	8	18	1	0	1	1	0	1	0	0	3-4	22-6	6	4.05
Apr 01	MERCER	7.0	4	5	4	2	7	0	0	2	1	0	2	0	0	21-5	23-6	6	4.08
*Apr 04	at Stanford	9.0	12	6	4	3	11	2	1	0	0	0	0	1	0	8-6	24-6	6	4.07
*Apr 05	at Stanford	9.0	11	3	3	3	3	2	0	0	0	0	3	3	0	10-3	25-6	6	4.04
*Apr 06	at Stanford	7.0	8	2	2	2	3	0	0	0	1	0	1	2	0	18-2	26-6	6	4.00
Apr 08	AUBURN	9.0	8	9	9	10	10	2	0	1	0	0	1	1	0	8-9	26-7	6	4.16
*Apr 11	CAL	9.0	7	5	5	3	9	1	0	1	0	0	0	0	0	8-5	27-7	7	4.19
*Apr 12	CAL	8.0	6	5	5	4	9	3	0	1	0	0	3	0	0	15-5	28-7	7	4.23
*Apr 13	CAL	9.0	10	3	3	4	3	1	0	0	2	0	1	2	0	4-3	29-7	8	4.19
Apr 15	vs Georgia Bulldogs	8.0	10	5	5	4	9	2	0	2	1	0	1	3	0	2-5	29-8	8	4.23
Totals		313.0	289	169	147	145	355	55	4	33	21	1	55	26	1	365-169	29-8	8	4.23

GT BASEBALL CAREER STATS - AT GEORGIA TECH

Will Baker

Year	avg	gp-gs	ab	r	h	2b	3b	hr	rbi	tb	slg%	bb	hbp	so	gdp	ob%	sf	sh	sb-att	po	a	e	fld%
2025	.260	23-11	50	13	13	3	0	3	17	25	.500	6	0	11	1	.328	2	2	0-0	10	25	2	.946
TOTAL	.260	23-11	50	13	13	3	0	3	17	25	.500	6	0	11	1	.328	2	2	0-0	10	25	2	.946

Carson Ballard

Year	avg	gp-gs	ab	r	h	2b	3b	hr	rbi	tb	slg%	bb	hbp	so	gdp	ob%	sf	sh	sb-att	po	a	e	fld%
2024	.000	0-0	0	0	0	0	0	0	0	0	.000	0	0	0	0	.000	0	0	0-0	3	2	3	.625
2025	.000	0-0	0	0	0	0	0	0	0	0	.000	0	0	0	0	.000	0	0	0-0	1	2	0	1.000
TOTAL	.000	0-0	0	0	0	0	0	0	0	0	.000	0	0	0	0	.000	0	0	0-0	4	4	3	.727

Year	era	w-l	app	gs	cq	sho	sv	ip	h	r	er	bb	so	2b	3b	hr	bf	bavg	wp	hbp	bk	sfa	sha
2024	4.41	2-2	13	6	0	0/1	1	34.2	38	22	17	9	26	7	0	6	148	.286	1	2	1	1	3
2025	5.57	1-3	11	0	0	0/0	1	21.0	22	13	13	4	25	7	0	3	88	.272	1	2	0	1	0
TOTAL	4.85	3-5	24	6	0	0/1	2	55.2	60	35	30	13	51	14	0	9	236	.280	2	4	1	2	3

Brett Barfield

Year	avg	gp-gs	ab	r	h	2b	3b	hr	rbi	tb	slg%	bb	hbp	so	gdp	ob%	sf	sh	sb-att	po	a	e	fld%
2024	.000	0-0	0	0	0	0	0	0	0	0	.000	0	0	0	0	.000	0	0	0-0	0	1	1	.500
2025	.000	0-0	0	0	0	0	0	0	0	0	.000	0	0	0	0	.000	0	0	0-0	1	1	0	1.000
TOTAL	.000	0-0	0	0	0	0	0	0	0	0	.000	0	0	0	0	.000	0	0	0-0	1	2	1	.750

Year	era	w-l	app	gs	cq	sho	sv	ip	h	r	er	bb	so	2b	3b	hr	bf	bavg	wp	hbp	bk	sfa	sha
2024	6.75	0-0	16	0	0	0/0	0	16.0	22	15	12	10	18	6	0	1	83	.314	0	3	0	0	0
2025	3.86	0-0	13	1	0	0/0	1	9.1	9	5	4	6	11	1	0	2	46	.243	0	3	0	0	0
TOTAL	5.68	0-0	29	1	0	0/0	1	25.1	31	20	16	16	29	7	0	3	129	.290	0	6	0	0	0

Parker Brosius

Year	avg	gp-gs	ab	r	h	2b	3b	hr	rbi	tb	slg%	bb	hbp	so	gdp	ob%	sf	sh	sb-att	po	a	e	fld%
2023	.182	30-0	11	7	2	0	0	0	1	2	.182	2	0	2	0	.308	0	0	1-1	11	1	0	1.000
2024	.298	46-33	114	31	34	7	1	2	28	49	.430	25	6	20	0	.442	2	3	9-9	66	0	1	.985
2025	.255	37-34	110	28	28	6	1	1	20	39	.355	20	7	30	1	.393	3	6	14-15	67	1	3	.958
TOTAL	.272	113-67	235	66	64	13	2	3	49	90	.383	47	13	52	1	.413	5	9	24-25	144	2	4	.973

Drew Burress

Year	avg	gp-gs	ab	r	h	2b	3b	hr	rbi	tb	slg%	bb	hbp	so	gdp	ob%	sf	sh	sb-att	po	a	e	fld%
2024	.381	58-58	218	73	83	15	3	25	67	179	.821	58	5	37	6	.512	4	0	8-10	146	10	2	.987
2025	.361	37-37	147	52	53	19	1	12	46	110	.748	33	2	25	0	.478	2	0	8-9	84	2	1	.989
TOTAL	.373	95-95	365	125	136	34	4	37	113	289	.792	91	7	62	6	.499	6	0	16-19	230	12	3	.988

Porter Buursema

Year	avg	gp-gs	ab	r	h	2b	3b	hr	rbi	tb	slg%	bb	hbp	so	gdp	ob%	sf	sh	sb-att	po	a	e	fld%
2025	9.00	0-0	4	0	0	0/0	0	4.0	4	4	4	3	9	0	0	0	23	.267	0	4	0	1	0
TOTAL	9.00	0-0	4	0	0	0/0	0	4.0	4	4	4	3	9	0	0	0	23	.267	0	4	0	1	0

GT BASEBALL CAREER STATS - AT GEORGIA TECH

Kayden Campbell

Year	era	w-l	app	gs	cq	sho	sv	ip	h	r	er	bb	so	2b	3b	hr	bf	bavg	wp	hbp	bk	sfa	sha
2025	2.89	1-0	11	0	0	0/0	0	9.1	8	3	3	4	15	2	0	1	44	.216	3	3	0	0	0
TOTAL	2.89	1-0	11	0	0	0/0	0	9.1	8	3	3	4	15	2	0	1	44	.216	3	3	0	0	0

Connor Chicoli

Year	avg	gp-gs	ab	r	h	2b	3b	hr	rbi	tb	slg%	bb	hbp	so	gdp	ob%	sf	sh	sb-att	po	a	e	fld%
2025	.000	0-0	0	0	0	0	0	0	0	0	.000	0	0	0	0	.000	0	0	0-0	1	2	0	1.000
TOTAL	.000	0-0	0	0	0	0	0	0	0	0	.000	0	0	0	0	.000	0	0	0-0	1	2	0	1.000

Year	era	w-l	app	gs	cq	sho	sv	ip	h	r	er	bb	so	2b	3b	hr	bf	bavg	wp	hbp	bk	sfa	sha
2025	4.96	0-0	9	3	0	0/0	0	16.1	20	9	9	4	9	5	0	1	70	.317	0	0	0	2	1
TOTAL	4.96	0-0	9	3	0	0/0	0	16.1	20	9	9	4	9	5	0	1	70	.317	0	0	0	2	1

Nathanael Coupet

Year	avg	gp-gs	ab	r	h	2b	3b	hr	rbi	tb	slg%	bb	hbp	so	gdp	ob%	sf	sh	sb-att	po	a	e	fld%
2025	.364	11-2	11	4	4	0	0	1	8	7	.636	2	2	3	1	.500	1	0	0-0	3	0	0	1.000
TOTAL	.364	11-2	11	4	4	0	0	1	8	7	.636	2	2	3	1	.500	1	0	0-0	3	0	0	1.000

Caleb Daniel

Year	avg	gp-gs	ab	r	h	2b	3b	hr	rbi	tb	slg%	bb	hbp	so	gdp	ob%	sf	sh	sb-att	po	a	e	fld%
2025	.325	32-31	117	36	38	12	2	4	22	66	.564	18	5	22	0	.433	1	0	4-4	35	11	0	1.000
TOTAL	.325	32-31	117	36	38	12	2	4	22	66	.564	18	5	22	0	.433	1	0	4-4	35	11	0	1.000

Brett Denby

Year	avg	gp-gs	ab	r	h	2b	3b	hr	rbi	tb	slg%	bb	hbp	so	gdp	ob%	sf	sh	sb-att	po	a	e	fld%
2024	.000	4-0	0	0	0	0	0	0	0	0	.000	0	0	0	0	.000	0	0	0-0	0	1	0	1.000
TOTAL	.000	4-0	0	0	0	0	0	0	0	0	.000	0	0	0	0	.000	0	0	0-0	0	1	0	1.000

Year	era	w-l	app	gs	cq	sho	sv	ip	h	r	er	bb	so	2b	3b	hr	bf	bavg	wp	hbp	bk	sfa	sha
2024	99.00	0-0	1	0	0	0/0	0	0.0	2	2	2	2	0	0	0	0	4	1.000	1	0	0	0	0
TOTAL	99.00	0-0	1	0	0	0/0	0	0.0	2	2	2	2	0	0	0	0	4	1.000	1	0	0	0	0

Joshua Evans

Year	avg	gp-gs	ab	r	h	2b	3b	hr	rbi	tb	slg%	bb	hbp	so	gdp	ob%	sf	sh	sb-att	po	a	e	fld%
2025	.000	13-0	0	2	0	0	0	0	0	0	.000	0	0	0	0	.000	0	0	0-0	5	0	0	1.000
TOTAL	.000	13-0	0	2	0	0	0	0	0	0	.000	0	0	0	0	.000	0	0	0-0	5	0	0	1.000

Year	era	w-l	app	gs	cq	sho	sv	ip	h	r	er	bb	so	2b	3b	hr	bf	bavg	wp	hbp	bk	sfa	sha
2025	13.50	0-0	2	0	0	0/0	0	0.2	2	4	1	3	1	0	0	0	9	.400	1	1	0	0	0
TOTAL	13.50	0-0	2	0	0	0/0	0	0.2	2	4	1	3	1	0	0	0	9	.400	1	1	0	0	0

GT BASEBALL CAREER STATS - AT GEORGIA TECH

Caden Gaudette

Year	avg	gp-gs	ab	r	h	2b	3b	hr	rbi	tb	slg%	bb	hbp	so	gdp	ob%	sf	sh	sb-att	po	a	e	fld%
2024	.000	0-0	0	0	0	0	0	0	0	0	.000	0	0	0	0	.000	0	0	0-0	1	1	0	1.000
2025	.000	0-0	0	0	0	0	0	0	0	0	.000	0	0	0	0	.000	0	0	0-0	0	2	0	1.000
TOTAL	.000	0-0	0	0	0	0	0	0	0	0	.000	0	0	0	0	.000	0	0	0-0	1	3	0	1.000

Year	era	w-l	app	gs	cq	sho	sv	ip	h	r	er	bb	so	2b	3b	hr	bf	bavg	wp	hbp	bk	sfa	sha
2024	5.00	0-0	9	0	0	0/0	0	9.0	9	5	5	4	6	3	0	2	39	.273	1	1	0	0	1
2025	6.92	0-1	13	0	0	0/0	0	13.0	15	10	10	7	20	3	0	2	63	.294	0	2	0	2	1
TOTAL	6.14	0-1	22	0	0	0/0	0	22.0	24	15	15	11	26	6	0	4	102	.286	1	3	0	2	2

John Giesler

Year	avg	gp-gs	ab	r	h	2b	3b	hr	rbi	tb	slg%	bb	hbp	so	gdp	ob%	sf	sh	sb-att	po	a	e	fld%
2020	.250	3-0	4	0	1	0	0	0	0	1	.250	0	0	2	0	.250	0	0	0-0	0	2	0	1.000
2022	.323	22-6	31	6	10	1	0	1	8	14	.452	5	3	11	1	.450	1	0	0-0	20	0	0	1.000
2023	.333	47-41	156	34	52	13	2	8	37	93	.596	23	4	28	3	.422	4	0	3-3	234	24	6	.977
2024	.282	41-41	156	34	44	17	1	10	43	93	.596	20	5	37	8	.379	1	0	0-0	161	36	2	.990
2025	.304	20-16	56	17	17	2	0	2	11	25	.446	9	1	17	2	.403	1	0	0-0	76	2	0	1.000
TOTAL	.308	133-104	403	91	124	33	3	21	99	226	.561	57	13	95	14	.404	7	0	3-3	491	64	8	.986

Alex Hernandez

Year	avg	gp-gs	ab	r	h	2b	3b	hr	rbi	tb	slg%	bb	hbp	so	gdp	ob%	sf	sh	sb-att	po	a	e	fld%
2025	.348	37-37	141	35	49	7	2	10	45	90	.638	27	1	28	4	.443	5	0	3-3	75	45	5	.960
TOTAL	.348	37-37	141	35	49	7	2	10	45	90	.638	27	1	28	4	.443	5	0	3-3	75	45	5	.960

Year	era	w-l	app	gs	cq	sho	sv	ip	h	r	er	bb	so	2b	3b	hr	bf	bavg	wp	hbp	bk	sfa	sha
2025	7.50	0-1	4	1	0	0/0	1	6.0	3	5	5	3	3	0	0	2	24	.150	0	1	0	0	0
TOTAL	7.50	0-1	4	1	0	0/0	1	6.0	3	5	5	3	3	0	0	2	24	.150	0	1	0	0	0

Ryan Johnson

Year	avg	gp-gs	ab	r	h	2b	3b	hr	rbi	tb	slg%	bb	hbp	so	gdp	ob%	sf	sh	sb-att	po	a	e	fld%
------	-----	-------	----	---	---	----	----	----	-----	----	------	----	-----	----	-----	-----	----	----	--------	----	---	---	------

Year	era	w-l	app	gs	cq	sho	sv	ip	h	r	er	bb	so	2b	3b	hr	bf	bavg	wp	hbp	bk	sfa	sha
2025	6.75	1-0	4	0	0	0/0	0	4.0	4	3	3	0	7	1	0	1	18	.250	1	2	0	0	0
TOTAL	6.75	1-0	4	0	0	0/0	0	4.0	4	3	3	0	7	1	0	1	18	.250	1	2	0	0	0

Brady Jones

Year	avg	gp-gs	ab	r	h	2b	3b	hr	rbi	tb	slg%	bb	hbp	so	gdp	ob%	sf	sh	sb-att	po	a	e	fld%
2025	.000	0-0	0	0	0	0	0	0	0	0	.000	0	0	0	0	.000	0	0	0-0	0	6	1	.857
TOTAL	.000	0-0	0	0	0	0	0	0	0	0	.000	0	0	0	0	.000	0	0	0-0	0	6	1	.857

Year	era	w-l	app	gs	cq	sho	sv	ip	h	r	er	bb	so	2b	3b	hr	bf	bavg	wp	hbp	bk	sfa	sha
2025	3.89	4-0	9	9	0	0/0	0	34.2	29	18	15	25	41	5	0	2	165	.225	2	9	0	0	2
TOTAL	3.89	4-0	9	9	0	0/0	0	34.2	29	18	15	25	41	5	0	2	165	.225	2	9	0	0	2

GT BASEBALL CAREER STATS - AT GEORGIA TECH

Carson Kerce

Year	avg	gp-gs	ab	r	h	2b	3b	hr	rbi	tb	slg%	bb	hbp	so	gdp	ob%	sf	sh	sb-att	po	a	e	fld%
2024	.282	50-35	131	27	37	5	0	2	25	48	.366	21	4	36	4	.392	2	6	2-2	27	74	5	.953
2025	.375	37-36	120	34	45	14	0	1	30	62	.517	20	3	19	1	.459	5	2	5-7	31	80	5	.957
TOTAL	.327	87-71	251	61	82	19	0	3	55	110	.438	41	7	55	5	.425	7	8	7-9	58	154	10	.955

Vahn Lackey

Year	avg	gp-gs	ab	r	h	2b	3b	hr	rbi	tb	slg%	bb	hbp	so	gdp	ob%	sf	sh	sb-att	po	a	e	fld%
2024	.214	36-26	84	14	18	2	0	4	15	32	.381	12	3	18	4	.330	1	3	1-1	237	18	3	.988
2025	.357	37-37	140	29	50	9	0	4	30	71	.507	15	6	25	3	.428	5	2	11-12	265	30	5	.983
TOTAL	.304	73-63	224	43	68	11	0	8	45	103	.460	27	9	43	7	.391	6	5	12-13	502	48	8	.986

Jake Lankie

Year	avg	gp-gs	ab	r	h	2b	3b	hr	rbi	tb	slg%	bb	hbp	so	gdp	ob%	sf	sh	sb-att	po	a	e	fld%
2025	.000	0-0	0	0	0	0	0	0	0	0	.000	0	0	0	0	.000	0	0	0-0	0	0	1	.000
TOTAL	.000	0-0	0	0	0	0	0	0	0	0	.000	0	0	0	0	.000	0	0	0-0	0	0	1	.000

Year	era	w-l	app	gs	cq	sho	sv	ip	h	r	er	bb	so	2b	3b	hr	bf	bavq	wp	hbp	bk	sfa	sha
2025	9.64	0-1	5	0	0	0/0	0	4.2	8	5	5	2	9	2	0	1	23	.381	0	0	0	0	0
TOTAL	9.64	0-1	5	0	0	0/0	0	4.2	8	5	5	2	9	2	0	1	23	.381	0	0	0	0	0

Kyle Lodise

Year	avg	gp-gs	ab	r	h	2b	3b	hr	rbi	tb	slg%	bb	hbp	so	gdp	ob%	sf	sh	sb-att	po	a	e	fld%
2025	.395	32-32	129	49	51	17	2	13	44	111	.860	24	5	25	1	.500	2	0	7-7	30	72	4	.962
TOTAL	.395	32-32	129	49	51	17	2	13	44	111	.860	24	5	25	1	.500	2	0	7-7	30	72	4	.962

Tate McKee

Year	avg	gp-gs	ab	r	h	2b	3b	hr	rbi	tb	slg%	bb	hbp	so	gdp	ob%	sf	sh	sb-att	po	a	e	fld%
2024	.000	0-0	0	0	0	0	0	0	0	0	.000	0	0	0	0	.000	0	0	0-0	2	6	0	1.000
2025	.000	0-0	0	0	0	0	0	0	0	0	.000	0	0	0	0	.000	0	0	0-0	2	6	1	.889
TOTAL	.000	0-0	0	0	0	0	0	0	0	0	.000	0	0	0	0	.000	0	0	0-0	4	12	1	.941

Year	era	w-l	app	gs	cq	sho	sv	ip	h	r	er	bb	so	2b	3b	hr	bf	bavq	wp	hbp	bk	sfa	sha
2024	7.28	4-5	18	8	0	0/1	1	47.0	47	39	38	28	61	12	2	9	219	.257	3	4	1	2	2
2025	3.60	5-0	9	9	0	0/0	0	45.0	39	24	18	17	55	7	2	3	191	.235	1	3	1	3	2
TOTAL	5.48	9-5	27	17	0	0/1	1	92.0	86	63	56	45	116	19	4	12	410	.246	4	7	2	5	4

Adam McKelvey

Year	avg	gp-gs	ab	r	h	2b	3b	hr	rbi	tb	slg%	bb	hbp	so	gdp	ob%	sf	sh	sb-att	po	a	e	fld%
------	-----	-------	----	---	---	----	----	----	-----	----	------	----	-----	----	-----	-----	----	----	--------	----	---	---	------

Year	era	w-l	app	gs	cq	sho	sv	ip	h	r	er	bb	so	2b	3b	hr	bf	bavq	wp	hbp	bk	sfa	sha
2025	9.00	0-0	2	0	0	0/0	0	1.0	1	1	1	1	1	0	0	0	4	.333	0	0	0	0	0
TOTAL	9.00	0-0	2	0	0	0/0	0	1.0	1	1	1	1	1	0	0	0	4	.333	0	0	0	0	0

GT BASEBALL CAREER STATS - AT GEORGIA TECH

Cooper McMullen

Year	avg	gp-gs	ab	r	h	2b	3b	hr	rbi	tb	slg%	bb	hbp	so	gdp	ob%	sf	sh	sb-att	po	a	e	fld%
2025	.000	1-0	0	0	0	0	0	0	0	0	.000	0	0	0	0	.000	0	0	0-0	0	1	0	1.000
TOTAL	.000	1-0	0	0	0	0	0	0	0	0	.000	0	0	0	0	.000	0	0	0-0	0	1	0	1.000

Year	era	w-l	app	gs	cq	sho	sv	ip	h	r	er	bb	so	2b	3b	hr	bf	bavg	wp	hbp	bk	sfa	sha
2025	3.68	1-0	7	0	0	0/0	1	7.1	4	3	3	6	5	1	0	1	31	.174	0	1	0	0	1
TOTAL	3.68	1-0	7	0	0	0/0	1	7.1	4	3	3	6	5	1	0	1	31	.174	0	1	0	0	1

Thorpe Musci

Year	avg	gp-gs	ab	r	h	2b	3b	hr	rbi	tb	slg%	bb	hbp	so	gdp	ob%	sf	sh	sb-att	po	a	e	fld%
------	-----	-------	----	---	---	----	----	----	-----	----	------	----	-----	----	-----	-----	----	----	--------	----	---	---	------

Year	era	w-l	app	gs	cq	sho	sv	ip	h	r	er	bb	so	2b	3b	hr	bf	bavg	wp	hbp	bk	sfa	sha
2025	27.00	0-0	1	0	0	0/0	0	0.2	1	2	2	1	1	0	0	1	4	.333	1	0	0	0	0
TOTAL	27.00	0-0	1	0	0	0/0	0	0.2	1	2	2	1	1	0	0	1	4	.333	1	0	0	0	0

Tyler Neises

Year	avg	gp-gs	ab	r	h	2b	3b	hr	rbi	tb	slg%	bb	hbp	so	gdp	ob%	sf	sh	sb-att	po	a	e	fld%
2024	.143	10-0	7	0	1	0	0	0	1	1	.143	1	0	4	0	.250	0	0	0-0	3	1	0	1.000
2025	.265	30-20	83	14	22	5	1	1	15	32	.386	15	2	19	1	.386	1	0	4-4	13	1	2	.875
TOTAL	.256	40-20	90	14	23	5	1	1	16	33	.367	16	2	23	1	.376	1	0	4-4	16	2	2	.900

Jaylen Paden

Year	avg	gp-gs	ab	r	h	2b	3b	hr	rbi	tb	slg%	bb	hbp	so	gdp	ob%	sf	sh	sb-att	po	a	e	fld%
2025	.000	0-0	0	0	0	0	0	0	0	0	.000	0	0	0	0	.000	0	0	0-0	1	3	0	1.000
TOTAL	.000	0-0	0	0	0	0	0	0	0	0	.000	0	0	0	0	.000	0	0	0-0	1	3	0	1.000

Year	era	w-l	app	gs	cq	sho	sv	ip	h	r	er	bb	so	2b	3b	hr	bf	bavg	wp	hbp	bk	sfa	sha
2025	1.77	4-0	8	0	0	0/0	1	20.1	17	4	4	10	26	2	0	0	87	.236	2	3	0	1	1
TOTAL	1.77	4-0	8	0	0	0/0	1	20.1	17	4	4	10	26	2	0	0	87	.236	2	3	0	1	1

Mason Patel

Year	avg	gp-gs	ab	r	h	2b	3b	hr	rbi	tb	slg%	bb	hbp	so	gdp	ob%	sf	sh	sb-att	po	a	e	fld%
2024	.000	0-0	0	0	0	0	0	0	0	0	.000	0	0	0	0	.000	0	0	0-0	3	4	0	1.000
2025	.000	0-0	0	0	0	0	0	0	0	0	.000	0	0	0	0	.000	0	0	0-0	1	5	0	1.000
TOTAL	.000	0-0	0	0	0	0	0	0	0	0	.000	0	0	0	0	.000	0	0	0-0	4	9	0	1.000

Year	era	w-l	app	gs	cq	sho	sv	ip	h	r	er	bb	so	2b	3b	hr	bf	bavg	wp	hbp	bk	sfa	sha
2024	8.25	2-3	14	5	0	0/0	0	36.0	54	33	33	16	32	9	0	6	175	.362	2	4	0	5	1
2025	1.87	8-1	12	0	0	0/0	3	43.1	27	11	9	7	40	6	1	4	165	.179	1	4	0	2	1
TOTAL	4.76	10-4	26	5	0	0/0	3	79.1	81	44	42	23	72	15	1	10	340	.270	3	8	0	7	2

Drew Rogers

Year	avg	gp-gs	ab	r	h	2b	3b	hr	rbi	tb	slg%	bb	hbp	so	gdp	ob%	sf	sh	sb-att	po	a	e	fld%
2025	.250	14-8	28	6	7	0	0	3	12	16	.571	6	0	16	0	.371	1	1	0-0	87	11	1	.990
TOTAL	.250	14-8	28	6	7	0	0	3	12	16	.571	6	0	16	0	.371	1	1	0-0	87	11	1	.990

Cole Royer

Year	avg	gp-gs	ab	r	h	2b	3b	hr	rbi	tb	slg%	bb	hbp	so	gdp	ob%	sf	sh	sb-att	po	a	e	fld%
2025	.000	0-0	0	0	0	0	0	0	0	0	.000	0	0	0	0	.000	0	0	0-0	1	0	0	1.000
TOTAL	.000	0-0	0	0	0	0	0	0	0	0	.000	0	0	0	0	.000	0	0	0-0	1	0	0	1.000

Year	era	w-l	app	gs	cq	sho	sv	ip	h	r	er	bb	so	2b	3b	hr	bf	bavg	wp	hbp	bk	sfa	sha
2025	6.75	1-0	8	0	0	0/0	0	6.2	11	5	5	5	9	2	0	0	37	.393	4	3	0	1	0
TOTAL	6.75	1-0	8	0	0	0/0	0	6.2	11	5	5	5	9	2	0	0	37	.393	4	3	0	1	0

GT BASEBALL CAREER STATS - AT GEORGIA TECH

Kent Schmidt

Year	avg	gp-gs	ab	r	h	2b	3b	hr	rbi	tb	slg%	bb	hbp	so	gdp	ob%	sf	sh	sb-att	po	a	e	fld%
2025	.415	21-21	82	26	34	11	0	2	26	51	.622	12	3	12	0	.485	4	0	4-4	147	3	0	1.000
TOTAL	.415	21-21	82	26	34	11	0	2	26	51	.622	12	3	12	0	.485	4	0	4-4	149	6	1	.994

Connor Shouse

Year	avg	gp-gs	ab	r	h	2b	3b	hr	rbi	tb	slg%	bb	hbp	so	gdp	ob%	sf	sh	sb-att	po	a	e	fld%
2025	.273	12-2	11	9	3	0	0	1	4	6	.545	2	3	2	0	.500	0	0	1-1	2	0	0	1.000
TOTAL	.273	12-2	11	9	3	0	0	1	4	6	.545	2	3	2	0	.500	0	0	1-1	2	0	0	1.000

Caden Spivey

Year	avg	gp-gs	ab	r	h	2b	3b	hr	rbi	tb	slg%	bb	hbp	so	gdp	ob%	sf	sh	sb-att	po	a	e	fld%
2025	.000	0-0	0	0	0	0	0	0	0	0	.000	0	0	0	0	.000	0	0	0-0	0	2	0	1.000
TOTAL	.000	0-0	0	0	0	0	0	0	0	0	.000	0	0	0	0	.000	0	0	0-0	0	2	0	1.000

Year	era	w-l	app	gs	cq	sho	sv	ip	h	r	er	bb	so	2b	3b	hr	bf	bavg	wp	hbp	bk	sfa	sha
2025	2.55	2-0	9	4	0	0/0	0	24.2	20	8	7	16	24	1	1	0	109	.222	2	1	0	1	1
TOTAL	2.55	2-0	9	4	0	0/0	0	24.2	20	8	7	16	24	1	1	0	109	.222	2	1	0	1	1

Riley Stanford

Year	avg	gp-gs	ab	r	h	2b	3b	hr	rbi	tb	slg%	bb	hbp	so	gdp	ob%	sf	sh	sb-att	po	a	e	fld%
2023	.200	2-0	5	1	1	0	0	0	0	1	.200	0	0	4	0	.200	0	0	0-0	0	0	0	.000
2024	.000	2-0	2	0	0	0	0	0	0	0	.000	0	0	1	0	.000	0	0	0-0	0	1	0	1.000
2025	.000	0-0	0	0	0	0	0	0	0	0	.000	0	0	0	0	.000	0	0	0-0	1	7	1	.889
TOTAL	.143	4-0	7	1	1	0	0	0	0	1	.143	0	0	5	0	.143	0	0	0-0	1	8	1	.900

Year	era	w-l	app	gs	cq	sho	sv	ip	h	r	er	bb	so	2b	3b	hr	bf	bavg	wp	hbp	bk	sfa	sha
2024	5.94	2-1	19	0	0	0/1	1	16.2	22	15	11	12	18	3	0	3	88	.319	1	5	0	0	2
2025	5.47	0-0	9	7	0	0/0	0	24.2	28	20	15	17	29	5	0	5	125	.295	0	10	0	0	3
TOTAL	5.66	2-1	28	7	0	0/1	1	41.1	50	35	26	29	47	8	0	8	213	.305	1	15	0	0	5

Sam Swygert















Year	avg	gp-gs	ab	r	h	2b	3b	hr	rbi	tb	slg%	bb	hbp	so	gdp	ob%	sf	sh	sb-att	po	a	e	fld%
2025	.000	0-0	0	0	0	0	0	0	0	0	.000	0	0	0	0	.000	0	0	0-0	0	2	1	.667
TOTAL	.000	0-0	0	0	0	0	0	0	0	0	.000	0	0	0	0	.000	0	0	0-0	0	2	1	.667

Year	era	w-l	app	gs	cq	sho	sv	ip	h	r	er	bb	so	2b	3b	hr	bf	bavg	wp	hbp	bk	sfa	sha
2025	6.61	1-1	11	3	0	0/0	0	16.1	17	12	12	4	15	5	0	4	75	.254	2	3	0	1	0
TOTAL	6.61	1-1	11	3	0	0/0	0	16.1	17	12	12	4	15	5	0	4	75	.254	2	3	0	1	0

Nathan Waugh

Year	avg	gp-gs	ab	r	h	2b	3b	hr	rbi	tb	slg%	bb	hbp	so	gdp	ob%	sf	sh	sb-att	po	a	e	fld%
2025	.265	18-9	34	11	9	2	0	1	7	14	.412	9	1	12	1	.432	0	0	0-1	0	0	0	.000
TOTAL	.265	18-9	34	11	9	2	0	1	7	14	.412	9	1	12	1	.432	0	0	0-1	0	0	0	.000

TV/RADIO ROSTER

**PARKER BROSIUS**OF • R/L • 6-2 • 193 • Jr.
Suwanee, Ga. (Lambert HS)**KYLE LODISE**INF • R/R • 5-11 • 180 • Jr.
Brunswick, Ga. (Augusta)**CARSON KERCE**INF • R/R • 6-1 • 200 • Soph.
Marietta, Ga. (Pope HS)**ALEX HERNANDEZ**RHP/INF • R/R • 6-2 • 188 • Fr.
Cumming, Ga. (Forsyth Central)**COOPER MCMULLEN**RHP • R/R • 6-3 • 186 • Fr.
Bonaire, Ga. (Tattnall Square Academy)**CALEB DANIEL**UTL • L/R • 5-11 • 183 • Fr.
Cartersville, Ga. (Cartersville HS)**WILL BAKER**INF • L/R • 6-0 • 188 • Fr.
Upper Coomera, Queensland, Australia**DREW BURRESS**OF • R/R • 5-9 • 182 • Soph.
Houston County, Ga. (Houston Co. HS)**CONNOR SHOUSE**RHP/INF • R/R • 6-1 • 175 • Fr.
Jasper, Ga. (Pickens Co. HS)**KENT SCHMIDT**INF • L/R • 6-0 • 221 • Soph.
Marietta, Ga. (Georgia Southern)**SAM SWYGERT**RHP • R/R • 6-1 • 215 • 5th
Springfield, SC (The Citadel)**CAYDEN SHEFFIELD**OF • R/R • 6-1 • 184 • Fr.
Dallas, Ga. (North Paulding HS)**RILEY STANFORD**RHP • R/R • 6-4 • 236 • R-So.
Gainesville, Ga. (Buford HS)**ETHAN MURRAY**INF • R/R • 6-2 • 195 • Fr.
Buford, Ga. (Buford HS)**COLE ROYER**RHP • R/R • 6-5 • 185 • Fr.
Waynesville, Ga. (Pierce Co. HS)**NATHANAEL COUPET**C/OF • R/R • 5-11 • 205 • Soph.
Boynton Beach, Fl. (North Broward Prep)**CADEN SPIVEY**RHP • R/R • 6-2 • 195 • Jr.
Vidalia, Ga. (Notre Dame)**JOHN GIESLER**INF • R/R • 6-3 • 224 • 6th
Marietta, Ga. (Walton HS)**TATE MCKEE**RHP • R/R • 6-3 • 203 • Soph.
Kennesaw, Ga. (Mount Paran Christian)**JOSHUA EVANS**LHP • S/L • 6-3 • 187 • Fr.
Lawrenceville, Ga. (Peachtree Ridge HS)**VAHN LACKEY**C/INF • R/R • 6-1 • 213 • Soph.
Suwanee, Ga. (Collins Hill HS)**RYAN JOHNSON**RHP • R/R • 6-4 • 168 • Fr.
Dallas, Ga. (Cartersville HS)**BRETT DENBY**INF • R/R • 5-11 • 180 • Jr.
New Albany, Ind. (Jefferson HS)**JACKSON SOBEL**LHP • L/L • 6-2 • 186 • Soph.
Charleston, SC
(Oceanside Collegiate Academy)**MASON PATEL**RHP • R/R • 6-1 • 210 • 5th
Knoxville, Tenn. (Georgia State)**PORTER BURSEMA**RHP • R/R • 6-1 • 198 • Soph.
Woodstock, Ga. (Georgia Southern)**JACKSON BLAKELY**RHP • R/R • 6-0 • 211 • Fr.
Thomasston Ga. (Upson-Lee HS)**BRETT BARFIELD**LHP • L/L • 6-1 • 198 • Jr.
Cumming, Ga. (Florida State)**DREW ROGERS**C • R/R • 6-1 • 220 • Fr.
Tempe, Ariz. (Hamilton HS)**JAKE LANKIE**RHP • R/R • 6-2 • 200 • Soph.
Alpharetta, Ga. (Georgia)**THORPE MUSCI**RHP • R/R • 6-0 • 201 • Fr.
Lilburn, Ga. (Parkview HS)**CADEN GAUDETTE**RHP • R/R • 6-0 • 207 • R-So.
Alpharetta, Ga. (Milton HS)**CARSON BALLARD**RHP • R/R • 6-4 • 197 • Jr.
Alpharetta, Ga. (Wesleyan HS)**TYLER NEISES**UTL • L/R • 6-3 • 220 • Soph.
Dalton, Ga. (Dalton HS)**NATHAN WAUGH**C • R/R • 6-5 • 230 • 5th
Placentia, Calif. (Cornell)**JAYLEN PADEN**RHP • R/R • 5-10 • 195 • 5th
Atlanta, Ga. (Georgia Southern)**CONNOR CHICOLI**RHP • R/R • 6-3 • 185 • Fr.
Raleigh, NC (Pro5 Baseball Academy)**KAYDEN CAMPBELL**LHP • R/L • 6-2 • 205 • Jr.
Cincinnati, Ohio (Louisville)**ADAM MCKELVEY**LHP • L/L • 6-3 • 229 • Fr.
Roswell, Ga. (Roswell HS)**BRADY JONES**RHP • R/R • 6-0 • 204 • Jr.
Decatur, Ga. (Georgia State)