

GEORGIA TECH

130TH SEASON • 35 NCAA REGIONAL APPEARANCES • 3 COLLEGE WORLD SERIES APPEARANCES • 9 ACC CHAMPIONSHIPS

2025 Official Game Notes | RamblinWreck.com | Contact: Anthony Brandt • abrandt@athletics.gatech.edu • (817) 757-6979

GEORGIA TECH BY THE NUMBERS

Overall Record.....	26-7
ACC Record.....	11-4
at Mac Nease Baseball Park.....	16-6
Road Games.....	10-1
Neutral Site Games.....	0-0
Streak.....	L1
Last 10.....	7-3

2025 SCHEDULE / RESULTS

Date	Opponent	Time/Result
2/14	OLD DOMINION	W, 3-2
2/15	OLD DOMINION	W, 7-3
2/16	OLD DOMINION	W, 7-4
2/18	GEORGIA SOUTHERN	W, 5-3
2/21	MARSHALL	W, 12-1 (7)
2/22	MARSHALL	L, 2-4
2/23	MARSHALL	W, 11-6
2/24	MARSHALL	L, 8-12
2/26	WEST GEORGIA	W, 16-7
2/28	WESTERN MICHIGAN	W, 16-4
3/1	WESTERN MICHIGAN	W, 14-1 (7)
3/2	WESTERN MICHIGAN	W, 13-3 (7)
3/4	KENNESAW STATE	W, 11-4
3/7	VIRGINIA TECH	W, 4-3
3/8	VIRGINIA TECH	L, 5-8
3/9	VIRGINIA TECH	W, 8-6
3/11	GEORGIA STATE	W, 4-2
3/14	PITTSBURGH	W, 10-1
3/15	PITTSBURGH	W, 11-1 (7)
3/16	PITTSBURGH	L, 10-12
3/18	GARDNER-WEBB	W, 14-6
3/21	NOTRE DAME	W, 18-7 (8)
3/22	NOTRE DAME	W, 9-5
3/23	NOTRE DAME	W, 10-2
3/25	KENNESAW STATE	W, 15-4 (7)
3/28	#3/6 CLEMSON	L, 7-9
3/29	#3/6 CLEMSON	W, 18-2 (7)
3/29	#3/6 CLEMSON	L, 3-4
4/1	MERCER	W, 21-5 (7)
4/4	STANFORD	W, 8-6
4/5	STANFORD	W, 10-3
4/6	STANFORD	W, 18-2 (7)
4/8	#9/11 AUBURN	L, 8-9
4/11	CALIFORNIA	6 pm
4/12	CALIFORNIA	4 pm
4/13	CALIFORNIA	1 pm
4/15	GEORGIA*	7 pm
4/18	MIAMI	8 pm
4/19	MIAMI	4 pm
4/20	MIAMI	1 pm
4/22	AUBURN	7 pm
4/25	VIRGINIA	6 pm
4/26	VIRGINIA	4 pm
4/27	VIRGINIA	1 pm
5/2	WESTERN CAROLINA	6 pm
5/3	WESTERN CAROLINA	4 pm
5/4	WESTERN CAROLINA	1 pm
5/6	GEORGIA SOUTHERN	6 pm
5/7	MERCER	6 pm
5/9	LOUISVILLE	6 pm
5/10	LOUISVILLE	4 pm
5/11	LOUISVILLE	1 pm
5/15	DUKE	6 pm
5/16	DUKE	6 pm
5/17	DUKE	6 pm

5/20 ACC TOURNAMENT DURHAM N.C.

* Game held at Truist Park
Home games in Gold

WEEKEND 9: #15/18 GEORGIA TECH vs CALIFORNIA



#15/18 GEORGIA TECH YELLOW JACKETS

Overall Record.....26-7, 11-4 ACC
 Ranking .#15 (PG), #18 (D1 & Coaches), #20 (BA), #21 (NCBWA)
 Head Coach Danny Hall
 Career Record 1,437-781-1 (38th season)
 Record at GT 1,229-664-1 (32nd season)
 Record Last Week.....3-0 at Stanford / 0-1 vs #9 AUB

CALIFORNIA GOLDEN BEARS

Overall Record.....17-15 (6-9 ACC)
 Ranking
 Head Coach Mike Neu
 Career Record 244-233 (10th season)
 Record at Cal.....204-168 (8th season)
 Record Last Week.....0-3 vs #3 Clemson / 1-0 vs Pacific

MATCHUPS AT A GLANCE

GT	OFFENSE	CAL	GT	PITCHING/DEFENSE	CAL
.342	Batting	.297	4.10	ERA	5.26
.589	Slugging	.506	279.0	IP	278.2
.445	On-Base Pct	.371	0	CGs	2
101	Doubles	71	6	Saves	4
9	Triples	12	325/130	K/BB	276/140
54	Home Runs	47	.245	OBA	.248
196	Walks	111	31	Errors	29
61/67	SB/SBA	21/28	21	Double Plays	12

PROBABLE PITCHERS

Friday	Saturday	Sunday
 <p>Tate McKee #22 Soph. 4-0 39.1 IP 3.66 ERA 49 Ks 1.27 WHIP</p>	 <p>Brady Jones #99 Jr. 3-0 28.2 IP 3.45 ERA 34 Ks 1.60 WHIP</p>	 <p>Caden Spivey #20 Jr. 2-0 23.1 IP 2.75 ERA 22 Ks 1.47 WHIP</p>

TOP STORYLINES

- The Jackets have been ranked in three consecutive weeks, with this marking the first time in the Top-15 since 2022. Tech moved up seven spots in the D1 Baseball Poll, the largest jump of any team, this week.
- Tech is 26-7. The best start in 15 years (since 2010).
- The Jackets are searching for their 5th ACC series victory of the season, one shy of the season total from last year. Tech has not won five of its first six ACC series since winning nine of 10 in 2019.
- Tech owns the most potent offense in the Power 4, leading the nation's top four conferences in batting average (.342), doubles (101), hits (389) and runs-per-game (10.2).
- The Jackets are the only ACC program, and one of only seven teams in the nation, to be Top 25 in both runs-per-game (2nd – 10.2) and ERA (25th – 4.10) – also Arkansas, LSU, Tennessee, Iowa, West Virginia and Central Conn. State.
- Tech is Top 10 across Division I in the following statistical categories: doubles (1st – 101), hits (T-1st – 389), Avg. (2nd – .342), runs-per-game (2nd – 10.2), SAC flies (2nd – 29), slugging % (5th - .589) and on-base % (7th - .445).
- Burress leads the Power 4 and is third in the nation with 18 doubles – He and Lodise (17 – 5th) are the only teammates in the Top 5.
- Lodise leads the ACC with a .860 slugging % this season (6th in Division I). Burress is close behind, in 18th at .794 – Georgia Tech and Georgia are the only programs in the country with two players in the Top 20.
- Burress leads Division I in career slugging % (.811) by a margin of .075. He is fourth among all divisions, one of only five players in all of college baseball to be slugging over .800

- for his career (other four in Division II)
- Alex Hernandez is tied for the national lead in RBI among freshman (42), tied with Dayton's Rylan Lujo. No other Power 4 freshman has more than 40 RBI this season.
- Georgia Tech is one of only three Power 4 programs to have three players at 40+ RBI this season, and the only one to do so with a freshman – Kyle Lodise (44), Drew Burress (44) and Alex Hernandez (42) (also Arkansas and Georgia).
- Tech is the only Power 4 program to have three players in the national Top 50 for runs-per-game: Kyle Lodise (7th – 1.53), Drew Burress (1.45) and Caleb Daniel (1.29)
- Mason Patel remains the nation's leader in victories after he claimed his 8th win of the season last Friday at Stanford – the program record for victories in a season belongs to Bad Rigby's 14 wins in 1994, a Tech pitcher has not won 11 or more games since 2011 (Buck Farmer & Mark Pope).
- This is the first regular season meeting between Cal and Georgia Tech. The two programs have met twice in the NCAA Tournament, both won by Cal. 1992 (Gainesville Regional) and 1995 (Knoxville Regional).
- Georgia Tech is averaging 3.06 doubles per game this season, the most in the nation – the program record for doubles/game is 2.51, set in the 1987 season.
- Tech pitching has struck out 10.48 per-nine-innings this season, the program record for a full season is 10.00 set back in 1998.
- Last weekend, Burress passed college baseball hall of famer Mark Teixeira, among others, on the all-time home run leaderboard. He is currently 17th, five home runs shy of the Top 10 and 20 away from the program record.

2025 QUICK FACTS
GENERAL INFORMATION

School..... Georgia Institute of Technology (Georgia Tech)
Location..... Atlanta, Ga.
Enrollment..... 45,295
Founded..... 1885
Nickname..... Yellow Jackets, Ramblin' Wreck
Mascot..... "Buzz" the Yellow Jacket
Official Colors..... Tech Gold and White
Conference..... Atlantic Coast Conference (ACC)
President..... Dr. Angel Cabrera
Faculty Athletic Representative..... Dr. Jenna Jordan
Director of Athletics..... J Batt
Website..... www.RamblinWreck.com

BASEBALL STAFF

Head Coach..... Danny Hall (32nd season)
 Alma Mater, Year..... Miami-Ohio, 1977
Associate Head Coach / Recruiting - James Ramsey (7th year)
 Alma Mater, Year..... Florida State, 2012
Assistant Coach/Pitching..... Matt Taylor (2nd year)
 Alma Mater, Year..... Columbus State, 2017
Assistant Coach/Catchers..... Josh Schulman (1st year)
 Alma Mater, Year..... Rochester, 2015 & Texas A&M, 2017
Director of Baseball Operations..... Scott Stricklin
Strength and Conditioning..... Steve Tamborra
Athletic Trainer..... Paul Wolkoff
Equipment Manager..... Bill Shackelford

HISTORICAL INFORMATION

Record Since 1895.....2,665-1,710-27 (.608)
Record at Mac Nease Baseball Park (since 1985).....1,046-346-1 (.752)
ACC Regular Season Record (since 1980).....616-455-2 (.575)
ACC Regular Season Championships (Divisional).....9
 1987, 1993, 1997, 2000, 2004, 2005, (2011, 2019, 2021)
ACC Tournament Appearances..... 43
ACC Tournament Record.....83-69 (.546)
ACC Tournament Championships.....9
 1985, 1986, 1987, 1988, 2000, 2003, 2005, 2012, 2014
NCAA Tournament Appearances..... 35
 1959, 1971, 1985, 1986, 1987, 1988, 1989, 1990, 1991,
 1992, 1993, 1994, 1995, 1996, 1997, 1998, 2000, 2001,
 2002, 2003, 2004, 2005, 2006, 2008, 2009, 2010, 2011,
 2012, 2013, 2014, 2016, 2019, 2021, 2022, 2024
NCAA Tournament Record.....79-71 (.527)
NCAA Super Regional Appearances.....5
 2000, 2002, 2004, 2005, 2006
College World Series Appearances.....3
 1994 (2nd), 2002 (T-5th), 2006 (T-7th)
College World Series Record.....4-5 (.444)

STADIUM INFORMATION

Name..... Mac Nease Baseball Park at Russ Chandler Stadium
Year Opened..... 1985
Last Renovated.....2020-21
Capacity..... 3,194
Dimensions.....329-382-390-350-334
Fence Height..... 10 feet
Address.....Fowler Street & Fifth Street, Atlanta, Ga. 30332

2025 TEAM INFORMATION

Lettermen Returning..... 15
Starting Position Player.....4
Starting Pitchers.....2
Newcomers..... 29

2024 YEAR IN REVIEW

Overall Record.....33-25
ACC Record.....15-15
ACC Finish..... Fourth - Coastal
ACC Tournament.....0-2
Final Ranking.....N/A

NO.	NAME	POS.	YR	B/T	HT	WT	HOMETOWN/LAST SCHOOL
1	Parker Brosius	OF	JR	R/L	6'1"	193	Suwanee, GA. (Lambert HS)
2	Kyle Lodise	INF	JR	R/R	5'11"	180	Brunswick, GA. (Augusta)
3	Carson Kerce	INF	Soph.	R/R	5'11"	200	Marietta, GA. (Pope HS)
4	Alex Hernandez	RHP/INF	FR	R/R	6'2"	188	Cumming, GA. (Forsyth Central HS)
5	Cooper McMullen	RHP/OF	FR	R/R	6'3"	186	Bonaire, GA. (Tattnall Square Academy)
6	Caleb Daniel	C/UTL	FR	L/R	5'11"	183	Cartersville, GA. (Cartersville HS)
7	William Baker	INF/UTL	FR	L/R	6'0"	188	Upper Coomera, Queensland Australia
8	Drew Burress	OF	Soph.	R/R	5'9"	182	Houston County, GA. (Houston County HS)
9	Connor Shouse	RHP/INF	FR	R/R	6'1"	175	Jasper, GA. (Pickens County HS)
10	Kent Schmidt	INF	Soph.	L/R	6'0"	221	Marietta, GA. (Georgia Southern)
12	Sam Swygert	RHP	5th	R/R	6'1"	215	Springfield, SC (The Citadel)
14	Cayden Sheffield	C/OF	FR	R/R	6'1"	184	Dallas, GA. (North Paulding HS)
15	Riley Stanford	RHP/OF	JR	R/R	6'4"	236	Gainesville, GA. (Buford HS)
16	Ethan Murray	INF	FR	R/R	6'2"	195	Buford, GA. (Buford HS)
18	Cole Royer	RHP	FR	R/R	6'5"	185	Waynesville, GA. (Pierce County HS)
19	Nathanael Coupet	C/OF	Soph.	R/R	5'11"	205	Boynton Beach, FL (North Broward Prep)
20	Caden Spivey	RHP	JR	R/R	6'2"	195	Vidalia, GA. (Notre Dame)
21	John Giesler	INF	6th	R/R	6'3"	224	Marietta, GA. (Walton HS)
22	Tate McKee	RHP	Soph.	R/R	6'3"	203	Kennesaw, GA. (Mount Paran Christian)
24	Joshua Evans	LHP/OF	FR	S/L	6'3"	187	Lawrenceville, GA. (Peachtree Ridge HS)
25	Vahn Lackey	C/INF	Soph.	R/R	6'1"	213	Suwanee, GA. (Collins Hill HS)
26	Ryan Johnson	RHP	FR	R/R	6'4"	168	Dallas, GA. (Cartersville HS)
27	Brett Denby	INF	Soph.	R/R	5'11"	170	New Albany, IN (Jefferson HS)
28	Jackson Sobel	LHP	Soph.	L/L	6'2"	186	Charleston, SC (Oceanside Collegiate Academy)
29	Mason Patel	RHP	5th	R/R	6'1"	210	Knoxville, TN Georgia State)
30	Porter Buursema	RHP	Soph.	R/R	6'1"	195	Woodstock, GA. (Georgia Southern)
31	Jackson Blakely	RHP	FR	R/R	6'0"	211	Thomaston GA. (Upson-Lee HS)
32	Brett Barfield	LHP	JR	L/L	6'1"	198	Cumming, GA. (Florida State)
34	Drew Rogers	C/INF	FR	R/R	6'1"	220	Tempe, AZ (Hamilton HS)
35	Jake Lankie	RHP	Soph.	R/R	6'2"	200	Alpharetta, GA. (Georgia)
36	Thorpe Musci	RHP	FR	R/R	6'0"	201	Lilburn, GA. (Parkview HS)
37	Caden Gaudette	RHP R-Soph.	R/R	R/R	6'0"	207	Alpharetta, GA. (Milton HS)
38	Carson Ballard	RHP	JR	R/R	6'4"	197	Alpharetta, GA. (Wesleyan HS)
39	Tyler Neises	INF/OF	Soph.	L/R	6'3"	220	Dalton, GA. (Dalton HS)
40	Nathan Waugh	C	5th	R/R	6'5"	230	Placentia, Calif. (Cornell)
42	Jaylen Paden	RHP	5th	R/R	5'10"	195	Atlanta, GA. (Georgia Southern)
45	Connor Chicoli	RHP	FR	R/R	6'3"	185	Raleigh, NC (Pro5 Baseball Academy)
49	Kayden Campbell	LHP	JR	R/L	6'2"	205	Cincinnati, OH (Louisville)
55	Adam McKelvey	LHP	FR	L/L	6'3"	229	Roswell, GA. (Roswell HS)
99	Brady Jones	RHP	JR	R/R	6'0"	204	Decatur, GA. (Georgia State)

Coaching Staff

Head Coach – Danny Hall (32nd season)
Associate Head Coach/Recruiting Coordinator – James Ramsey (7th season)
Assistant Coach – Josh Schulman (1st season)
Assistant Coach /Pitching – Matt Taylor (2nd Season)
Director of Pitching - Jason Richman (2nd Season)
Director of Operations - Scott Stricklin (1st season)
Player Development Coach - Steve Tamborra (25th season)
Athletic Trainer - Paul Wolkoff (16th season)

PRO-NUN-SEE-AY-SHUN GUIDE

Parker Brosius..... BRO-zhus
 Kyle Lodise.....LOW-deese
 Carson Kerce..... like "Curse"
 Nathanael Coupet..... coo-PAY
 John Giesler..... GEESE-ler
 Vahn Lackey..... Vaughn
 Thorpe Musci..... like "Musky"
 Tyler Neises.....NICE-sis
 Nathan Waugh..... WAH
 Jaylen Paden.....PAY-din
 Connor Chicoli..... chick-COLE-ee
 Adam McKelvey.....mick-KEL-vee
 Josh Schulman..... SHOOL-man

RECRUITING SUCCESS

- Tech has now signed top-5 classes in four of the last six years, top-10 classes in five of the last six years, and six-straight top-20 Perfect Game recruiting classes, leading the Atlantic Coast Conference in all categories.

- The 2024 freshman class was rated No. 2 in the nation and features three players ranked in PG's National top-100: Drew Rogers (No. 23 prospect / No. 3 Catcher), Connor Shouse (No. 83 prospect / No. 22 SS) and Alex Hernandez (No. 96 prospect / No. 8 3B).

- This class also contains one draft pick from the 2024 MLB draft who chose to come to GT instead (Cole Royer – drafted in the 20th round (601st overall) by the New York Yankees).

JACKETS FROM 2024 NO. 2 RECRUITING CLASS

Name	Hometown	Position	PG National Ranking
Will Baker	Upper Coomera, Queensland, Australia	INF	---
Jackson Blakely	Thomaston, Ga.	RHP	---
Connor Chicoli	Raleigh N.C.	RHP	342
Caleb Daniel	Cartersville, Ga.	UTL	187
Joshua Evans	Lawrenceville, Ga.	LHP	256
Alex Hernandez	Cumming, Ga.	RHP/INF	96
Ryan Johnson	Dallas, Ga.	RHP	462
Adam McKelvey	Roswell, Ga.	LHP	---
Cooper McMullen	Bonaire, Ga.	RHP/OF	364
Ethan Murray	Buford, Ga.	INF	282
Thorpe Musci	Lilburn, Ga.	RHP	223
Drew Rogers	Tempe, Ariz.	C	23
Cole Royer	Waynesville, Ga.	RHP	302
Cayden Sheffield	Dallas, Ga.	OF	262
Connor Shouse	Jasper, Ga.	RHP/INF	83

JACKETS FROM 2023 NO. 5 RECRUITING CLASS

Name	Hometown	Position
Drew Burress	Houston County, Ga.	OF
Nathanael Coupet	Boynton Beach, Fla.	C
Brett Denby	New Albany, Ind.	INF
Carson Kerce	Marietta, Ga.	INF
Vahn Lackey	Suwanee, Ga.	C
Tate McKee	Kennesaw, Ga.	RHP
Tyler Neises	Dalton, Ga.	INF
Jackson Sobel	Charleston, S.C.	LHP

JACKETS FROM 2022 NO. 3 RECRUITING CLASS

Name	Hometown	Position
Parker Brosius	Suwanee, Ga.	OF
Riley Stanford	Gainesville, Ga.	OF/RHP
Caden Gaudette	Alpharetta, Ga.	RHP
Carson Ballard	Alpharetta, Ga.	RHP

JACKETS FROM 2020 NO. 4 RECRUITING CLASS

Name	Hometown	Position
John Giesler	Marietta, Ga.	INF

CARDIAC JACKETS

- Georgia Tech baseball has been in for exciting baseball since 2019, posting a 33-21 record in one-run games.

- Since 2002, Tech has posted a nearly 60-percent win percentage in one-run games (.582).

GT BASEBALL RECORD IN 1-RUN GAMES - SINCE 2002

Year	Record	Pct.
2025	2-2	.500
2024	4-3	.571
2023	4-6	.400
2022	6-3	.667
2021	8-4	.667
2020	2-2	.500
2019	10-5	.667
2018	4-5	.444
2017	3-9	.250
2016	8-5	.615
2015	9-3	.750
2014	8-10	.444
2013	8-6	.571
2012	9-7	.563
2011	5-5	.500
2010	5-2	.714
2009	7-3	.700
2008	9-4	.692
2007	5-5	.500
2006	9-6	.600
2005	9-9	.500
2004	10-5	.667
2003	7-4	.636
2002	10-3	.769
TOTAL	159-114	.582

- The Cardiac Jackets wasted no time returning for 2025, winning opening day by one run, 3-2, after scoring the go-ahead run in the bottom of the eighth after an infield grounder from **Nathan Waugh** gave just enough time for **Drew Burress** to come sliding home from third, despite a 5-man infield from ODU.

- In the 2nd game, Tech fell behind, 3-0 before recording an out, only for the bullpen to come in and pitch 9.0 innings of scoreless ball, striking out a season high 16 and only allowing three base hits. The bullpen kept the game, 3-0, until the bottom of the ninth, when Tech exploded for seven runs, the most scored in a ninth inning in a decade of GT baseball.

- That 7-run 9th inning began with a 5-pitch walk by **Nathan Waugh** before **Vahn Lackey** delivered his 2nd hit of the game to put runners at 1st and 2nd. **Alex Hernandez** drew a walk on 4 pitches to load the bases for **Tyler Neises** who connected on an 0-1 pitch, driving it into left for a single and cutting the deficit to one run, 3-2. **Will Baker** reached on an error when his sacrifice bunt was mishandled by the ODU pitcher, loading the bases for **Kyle Lodise** who took his second walk of the day to score Hernandez and tie the game. The very next batter was **Drew Burress** and he made no mistake, smashing a 1-0 pitch over the wall in right for the walk-off opposite field walk-off grand slam.

- The Jackets began ACC play with a pair of ninth-inning rallies to take two of three at Virginia Tech. On Friday, GT had been trailing, 2-3, since the fifth inning but **Carson Kerce** and **Kyle Lodise** led off the inning with walks before being brought home off

singles from **Kent Schmidt** and **Alex Hernandez**, before **Patel** slammed the door in the bottom of the inning to earn the 4-3 win.

- In the series finale, Tech entered the 9th tied, 6-6 and had not scored since the 3rd. **John Giesler** led off the inning with a four-pitch walk, followed by a 5-pitch walk from **Parker Brosius**. It was freshman **Caleb Daniel** who came through in the clutch, launching a ground-rule double to put GT ahead, 7-6. **Carson Kerce** would drive home **Brosius** on a SAC fly to add the insurance run before the combination of **Brett Barfield** and **Cooper McMullen** shut down the VT bats for the victory and the 1st career save for **McMullen**.

- This year, GT has come from behind in 10 of its 23 wins.

IT STARTS AT HOME...

- Since 1985, Tech has won a whopping .752 percent of its games at home (1,045-336-1).

- In 31 home games in 2024, Tech has hit .339 with 75 doubles, five triples and 61 home runs for 279 RBI.

- Since 2002, Tech has only hit below .300 at home in two full seasons – 2017 and 2021.

- So far in 2025, the Jackets are 16-6 with a .350 average. 70 doubles, three triples and 35 HR for 200 RBI.

DANNY HALL - A LIVING LEGEND

- ABCA Hall of Famer **Danny Hall** joined the Top-10 winningest Division I coaches in history on March 15, when Tech defeated Pitt, 11-1 (7) - his 1,427th win.

- He became the 11th NCAA Division I coach all-time to reach the 1,400 career win mark on April 14 when Tech defeated then-No. 16 Virginia Tech, 11-7.

- In addition to his career-win milestone, Coach Hall also reached the 1,200 wins at Georgia Tech after defeating No. 9 Duke on May 12, 2024.

- He currently has 1,437 career wins – the 2nd most among active NCAA head coaches after South Carolina hired Paul Mainieri (1,522 career wins) this season.

- Hall is 7 wins away from tying Chuck Hartman (1,444 at High Point/Virginia Tech 1959-2006) for the 9th most in Division I history.

- Tech replaced Texas as the only program in Division I with 2 coaches in the all-time top-10 - Jim Morris coached at GT from 1982-93.

ALL-TIME WINNINGEST COACHES -- DIVISION I

Rk.	Coach	Wins
1.	Mike Martin	2,029
2.	Augie Garrido	1,975
3.	Gene Stephenson	1,768
4.	Mark Marquess	1,627
5.	<i>Jim Morris</i>	<i>1,594</i>
6.	Paul Mainieri *	1,525
7.	Larry Hays	1,508
8.	Mike Fox	1,487
9.	Chuck Hartman	1,444
10.	Danny Hall*	1,437

*Actively coaching

**Italics indicates they coached at GT

OFFENSE
Returning Starters

• Georgia Tech baseball returns four bats from the starting lineup of the 2024 Athens Regional Final: Drew Burress, John Giesler, Parker Brosius and Vahn Lackey.

• 2024 National Freshman of the Year (D1 Baseball/Perfect Game) and National Freshman Hitter of the Year (NCBWA) Drew Burress returns for his sophomore season after delivering one of the greatest freshman seasons in college baseball history last year.

• Burress led Georgia Tech in a myriad of categories last year, including average (.381), home runs (25) and RBI (67), becoming the 12th Yellow Jacket to win Tech's triple crown.

• He set the Georgia Tech record for most assists by an outfielder, gunning down 10 base-runners from center field while also setting the program record with four home runs in a single game, against Georgia State (Feb. 27, 2024).

• His .821 slugging percentage from last season gives him the highest career slugging percentage in program history, with a minimum of 200 at bats in White & Gold. It was the 4th highest slugging percentage in a single season by a Yellow Jacket, the best since 1926 and the first .800+ slugging season in 45 years (Tommy Thompson (.811) – 1979).

HIGHEST SLUG % - SINGLE SEASON - GT HISTORY

Name	TB-AB	Slugging %	Season
1. Tom Angley	93-100	.930	1926
2. Bobby Reeves	97-109	.890	1926
3. Doug Wycoff	81-98	.827	1926
4. Drew Burress	179-218	.821	2024
5. Tom Angley	68-83	.819	1925
6. Tommy Thompson	103-127	.811	1979
7. Jason Varitek	182-228	.798	1993
8. <i>Nomar Garciaparra</i>	<i>213-274</i>	<i>.777</i>	<i>1994</i>
9. <i>Mark Teixeira</i>	<i>186-241</i>	<i>.772</i>	<i>2000</i>
10. Riccardo Ingram	179-237	.755	1987

**Italics indicates coached by Danny Hall*

DOUBLE TROUBLE

• Georgia Tech first led the nation in doubles at the start of March (March 2nd) & has been in the Top 3 ever since.

• The Jackets enter the weekend as the only program to have more than 90 doubles this season, let alone 100

Rank	Team	Conference	Doubles
1.	Georgia Tech	ACC	101
2.	Virginia Tech	ACC	89
3.	Richmond	Atlantic 10	88
4.	Arizona State	Big 12	87
5.	LSU	SEC	82
6.	Western Ky.	C-USA	81
7.	Austin Peay	ASUN	80
7.	New Mexico	Mountain West	80
9.	Wake Forest	ACC	79
10.	Cal. Poly	Big West	78

• The program record for doubles in a season is 164, set in 1994. The 2025 team is on pace for 171 doubles this year, accounting for only the one guaranteed postseason game, at the ACC Tournament.

• Tech hit 117 doubles last season and have only ever eclipsed 150 doubles four times, most recently in 2006 (156)

• Georgia Tech is the only program in the nation to have FIVE players with 11+ doubles this season - nobody else has more than three.

TEAM	Players (No. of doubles)	No. of players
Georgia Tech	Drew Burress (18), Kyle Lodise (17), Carson Kerce (12), Kent Schmidt (11), Caleb Daniel (11)	5
Arizona State	Jacob Tobias (15), Brandon Compton (12) & Nu'u Conrades (12)	3
Austin Peay	Cameron Nickens (13), Kyle Proctor(11) & John Bay (11)	3
Dallas Baptist	Grant Jay (12), Nathan Humphreys (11) & Tom Poole (11)	3
Richmond	Jack Arcamone (17), Jordan Jaffe (15) & Aaron Whitley (12)	3
Wetsern Ky.	Ryan Wideman (14), Carlos Vasquez (13) & Ethan Lizama (12)	3

• **Kyle Lodise & Drew Burress** have proven to be the best 1-2 punch in the nation. They sit atop the ACC in extra base hits and rank among the very best across Division I this season.

Player	Team	2B	3B	HR	XBH
Kyle Lodise	GT	17	2	13	32
Drew Burress	GT	18	1	12	31
Alex Lodise	FSU	10	2	12	24
Ben Miller	Duke	7	0	15	22
Ryan Zuckerman	Pitt	12	0	9	21
Kade Lewis	WF	10	0	10	20
Marek Houston	WF	10	0	10	20
Max Williams	FSU	6	0	14	20

• **Lodise** leads all of Division I with 111 total bases. **Burress** is tied for 8th in D1 & 4th among P4 behind only Alex Lodise (FSU) and Korbyn Dickerson, Indiana

• **Lodise & Burress** are the only Power 4 teammates with 100+ total bases entering this weekend - only other program to do so - Austin Peay.

Player	Team	Conf.	At Bats	Total Bases
Kyle Lodise	GT	ACC	129	111
Korbyn Dickerson	Indiana	Big Ten	146	111
Alex Lodise	FSU	ACC	134	110
Michael DiMartini	Dayton	A-10	148	108
Kyle Fossum	Youngstown St.	Horizon	118	106
Jack Moroknek	Butler	Big East	132	106
Colin Yeaman	UC Irvine	Big West	129	105
Drew Burress	GT	ACC	131	104
Juan Cruz	Alabama St	SWAC	145	104
Anthony DePino	Richmond	A-10	117	104
Bradley Frye	Mercer	SoCon	155	104

• So far in 2025, the Georgia Tech offense is the best in the ACC and one of the very best in the country.

GEORGIA TECH — 2025 NAT'L/ACC RANKS

Category	No.	D1 Rank	ACC Rank
Doubles	98	1st	1st
Doubles per game	3.06	1st	1st
Hits	376	2nd	1st
Batting Average	.342	2nd	1st
SAC Flvs	29	2nd	2nd
Scoring	10.3	2nd	1st
Runs	328	4th	1st
Slugging %	.591	5th	1st
On-Base %	.446	6th	1st
Walks	192	14th	5th
Home Runs	54	20th	3rd

• Last season, Tech continued its legacy of powerful offense, finishing at or near the top of the ACC in a multitude of categories

GEORGIA TECH — 2024 NAT'L/ACC RANKS

Category	No.	D1 Rank	ACC Rank
Base on Balls	360	10th	3rd
On-Base Percentage	.420	17th	2nd
Batting Average	.305	29th	6th
Slugging Percentage	.516	30th	7th

• In 2023, Tech finished in the Top 15 in 5 offensive categories.

GEORGIA TECH — 2023 FINAL NAT'L/ACC RANKS

Category	No.	D1 Rank	ACC Rank
Doubles/Game	2.49	3rd	2nd
Average	.323	4th	2nd
Doubles	142	10th	2nd
Slugging percentage	.538	11th	1st
On-base percentage	.416	15th	3rd

• The last 4 years have seen GT's offense become its calling card.

GEORGIA TECH — 2022 FINAL NAT'L/ACC RANKS

Category	No.	D1 Rank	ACC Rank
Runs per game	9.4	3rd	1st
Average	.327	1st	1st
On-base percentage	.419	6th	2nd
Slugging percentage	.551	5th	2nd
Home runs	115	10th	3rd

• In 2023, Tech also set the program record for most triples in a single game on Feb. 17 vs. Miami (Ohio) with four.

• Tech also tied the program record for most doubles in a single game on March 14 vs. No. 18 Auburn with eight — hitting six in the third inning alone.

• Tech looked true to form in again being one of the top powerhouse offenses in the ACC on Opening Weekend last year, setting the school record for runs scored on Opening Day (21).

• Part of the season-opening onslaught was seven home runs for Tech, the most in a single game since 2009.

OFFENSE

STREAKS

• The Jackets hold a number of hitting streaks heading into this weekend. The following players are either currently on or have had their career-long hitting streak in 2025

Active Hitting Streaks - GT Baseball

Name	Hit Streak	Since	Longest
Kent Schmidt	15 games	Feb. 23	Same
Drew Burress	11 games	March 22	12
Vahn Lackey	5 games	April 1	8
Caleb Daniel	5 games	April 1	7
Kyle Lodise	4 games	April 1	18
Alex Hernandez	4 games	April 4	7
Carson Kerce	3 games	April 5	7
John Giesler	3 games	April 5	10

Active On-Base Streaks - GT Baseball

Name	On Base Streak	Since	Longest
Drew Burress	51 games	April 28, 2024	Same
Kyle Lodise	44 games*	April 6, 2024	Same
Kent Schmidt	29 games*	May 14, 2024	Same
Tyler Neises	8 games	March 23	14
Vahn Lackey	5 games	April 1	30
Caleb Daniel	5 games	April 1	17
Alex Hernandez	5 games	April 1	17
Connor Shouse	4 games	March 29	Same

*partially done before transferring to GT

• Burress, Lodise, and Schmidt have reached base safely in every game they've played this season.

• Burress is 5 games from tying Richard Lewis (2000-01) for the 5th longest on-base streak in program history.

MIDWEEK Highlights - The Bats - GT 8 - Auburn 9

• **Drew Burress** extended his on-base streak to 51 games dating back to last season, going 2-for-4 with a double and a triple, three RBI and one run scored. He has scored runs in 16 of his last 17 games dating back to March 11.

• He is on an 11-game hitting streak, his longest of the season and 2nd longest of his career, dating back to March 22 at Notre Dame, he has hit 11 extra-base hits over that stretch including four homers.

• **Burress** leads all of Power 4 with 18 doubles and secured his first triple of the year, becoming the second player in the ACC to hit 30+ extra-base hits (31), behind only **Lodise** (32)

• The Houston County man led the team with three RBI today, his team-leading eighth 3+ RBI performance of the season, one shy of his total number in his National Freshman of the Year season, last year.

• He tied **Lodise** with his 17th multi-hit game this season, recording multiple base hits in more than half of his games played in 2025.

• **Carson Kerce** hit his first home run of the season, and third of his career, in the six-run sixth – a two-run shot to the opposite field to cut the deficit to 5-3.

• He becomes the 15th Yellow Jacket to hit a home run this season, the most in a single year since 2009 (17) and the most in the BBOR era (since 2011).

• **Kerce** came around to score, twice, for his 8th multi-run game of the year, twice his total number last season

• **John Giesler** recorded his third-straight multi-hit game, going 2-for-5 with an RBI and a run scored. He reached base in the 9th inning to put the tying run on base.

• It is the first time he has recorded multiple hits in three straight since doing so against Miami (April 28) and Clemson (May 3 doubleheader) last season.

• **Alex Hernandez** posted his team-leading 14th two-hit performance tonight, going 2-for-4 with an RBI in the sixth inning. That brings his RBI total to 42 on the season,

the most among Power 4 freshmen & tied for the most by any DI freshmen.

• **Caleb Daniel** extended his hitting streak to five games with a double – his 11th of the year, tying him with Kent Schmidt for the fourth-most on the team.

• **Vahn Lackey** extended his hitting streak to five games as well, going 1-for-4 with a run scored, batting in the cleanup spot for the first time in his career.

• **Parker Brosius** came around to score twice. His 8th multi-run game of the season and fifth in his last seven games.

Friday Highlights - The Bats - GT 8 - Stanford 6

• This was the first game all season in which Stanford has lost when scoring four runs in an inning.

• This was the first win for Georgia Tech in the state of California since 1994 (defeated San Diego, Feb. 26, 1994).

• Sophomore **Vahn Lackey** launched his third home run of the season and second in as many games, a solo shot to start what would become a three-run second inning.

• It was his 7th career home run and the first time in his career that he has hit homers in back-to-back games.

• Junior shortstop **Kyle Lodise** went 2-for-4 with 2 RBI and 2 runs.

• Sophomore **Drew Burress** extended his on-base streak, going 1-for-4 with a walk and a run scored.

• Sophomore **Tyler Neises** extended his hitting streak to four games with a 2-for-4 performance. He provided what would become the game winning RBI with a two-run double in the 5th.

• This was his 5th multi-hit game of the season after collecting just one hit over seven at-bats last season.

• Freshman **Caleb Daniel** added a run in the sixth with an RBI single. It was his 16th RBI of the season and 13th of ACC play

• Junior **Parker Brosius** came around to score twice, giving him multiple runs scored in back-to-back games for the second time in his career and first time with an ACC game involved.

• **Brosius** has scored nine runs over his six-game on-base streak going back to March 25.

• Freshman **Alex Hernandez** brought his season RBI total to 40 with a base hit in the first inning, putting Tech in front, and sending a boost of confidence through an already buzzing GT dugout.

Saturday Highlights - The Bats - GT 10 - Stanford 3

• GT has now won three straight ACC road series (at VT, at ND and at Stanford) for the first time since 2019

• The Jackets become the first team in the ACC to reach 10 conference wins.

• The defense turned a season-high three double plays, all taking place in the 7th, 8th and 9th.

• Sophomore **Drew Burress** extended his on-base streak, going 2-for-5 with a go-ahead solo HR and his ACC leading 17th double.

• The home run was his 11th of the season and 36th of his Georgia Tech career, bringing him into a seven-way tie for 18th on the all-time home run leaderboard.

• The Houston County man leads all Power 4 players with 17 doubles this season, connecting for one in the four-run ninth inning before coming around to score.

• Sophomore **Vahn Lackey** continued his excellent series, going 2-for-4 with a double, two RBI and a run scored.

• He has recorded four of his 10 XBH this season in the last three games (HR vs. Mercer – April 1).

• Junior shortstop **Kyle Lodise** extended his career-best on-base streak, going 1-for-3 with 2 RBI and a run scored.

• He was responsible for driving in each of the first two runs of the game, helping Tech take the lead in the third with a SAC fly before driving in **Connor Shouse** with an infield single.

• Sophomore **Carson Kerce** drove in two runs in the Jackets' four run ninth inning, his ninth multi-RBI game of the season – the third-most on the team behind only Lodise and Burress.

• Freshman Alex Hernandez brought his season RBI total to 41 with a double in the eighth to make it a 5-3 ballgame.

• Senior John Giesler recorded his second multi-hit game of the

year, going 2-for-3 with an RBI, a run scored and a walk.

Sunday Highlights - The Bats - GT 18 - Stanford 2

• This was the ninth run-rule win of the season, matching last season's total.

• Georgia Tech is the first team from east of the Rocky Mountains to sweep a three-game series, at Stanford, in the history of Stanford baseball (since 1892).

• Tech has now won at least one game via mercy-rule in each of its last four ACC series (11-1 (7) vs. Pitt / 18-7 (8) at ND / 18-2 (7) vs. No. 3 Clemson / 18-2 (7) at Stanford).

• **Drew Burress** extended his on-base streak, going 2-for-5 with a home run, three RBI and two runs scored.

• The home run was his 12th of the season and 37th of his Georgia Tech career, tying him with Anthony Maisano (1989-90) for 17th on the all-time home run leaderboard.

• **Kyle Lodise** extended his career-best on-base streak to 45 games, dating back to April 6, 2024 – a full calendar year.

• Today, he went 2-for-5 with two RBI and two runs scored, launching a home run and a double – his 7th multi- extra-base-hit game of the season and third in his last three ACC series.

• He has scored at least one run in 87.5% of games this season (28-of-32) with two of those scoreless games coming in the first weekend of the year.

• His MLB draft stock continues to rise as he now has 15 hits, 20 RBI and 16 runs over his last eight games and leads the team with 17 multi-hit games this season (32 games played).

• In ACC play, Lodise is slashing .418/.970/.481, with 18 extra-base hits (eight doubles, one triple, nine home runs).

• **Lodise** now leads, or is tied for the lead, in at bats (129), runs (49), hits (51), triples (2), HR (13), RBI (44), slugging (.860) on-base (.500) and assists (72).

• **Caleb Daniel** connected for his fourth home run of the year in the 6th inning, a grand slam to break the game open, 9-1.

• It was his first-career grand slam and the fourth of the year for GT, all by underclassmen (Alex Hernandez (Freshman – 2), Drew Burress (sophomore – 1) and Daniel).

• **Daniel** would finish with three hits (3-for-4), three runs scored and a career high five RBI – becoming the fourth Yellow Jacket with a 5+ RBI game this season, along with Lodise (2), Hernandez (2) and Kent Schmidt (1).

• **Nathanael Coupet** smashed his first-career home run in the 7th inning, a grand slam to make it an 18-1 game.

• He becomes the second Yellow Jacket this season to record a grand slam for his first-collegiate home run, joining **Hernandez**, who did so earlier this season vs Marshall

• **Coupet** finishes this week with two hits in two pinch-hit at bats, going 2-for-2 with a home run and five RBI.

• **Vahn Lackey** continued his excellent series, going 2-for-3 with a walk, an RBI and a stolen base.

• He finishes the series tied for the team lead in extra-base hits (3) – tied with **Lodise** and **Burress**.

• **Lackey** recorded multiple hits in all three games this series, for his 14th multi-hit game of the season after only doing so three times as a freshman, last season.

• This is the second time he has posted a multi-hit game streak after doing so six games in a row earlier this year (Feb. 26-March 7).

• **John Giesler** set a season high with three runs scored after going 3-for-4 at the dish. It was his second three-hit game of the season (also vs. No. 3 Clemson).

• The Marietta native has put together back-to-back multi-hit games for the first time this season and first time since the final ACC series of last season, at Florida State.

• Junior **Parker Brosius** came around to score twice for yet another multi-score game.

JACKETS IN THE POLLS

WEEK	BA	USA	NCBWA	D1	PG
Preseason	-	rv	rv	-	-
Week 1	-	rv	rv	-	-
Week 2	-	rv	rv	-	-
Week 3	-	rv	rv	-	-
Week 4	-	rv	rv	-	-
Week 5	-	rv	rv	-	-
Week 6	-	25	rv	25	19
Week 7	-	22	rv	25	22
Week 8	20	18	21	18	15

BA = Baseball America, USA = USA Today, NCBWA = NCBWA, D1= D1Baseball.com, PG = Perfect Game N/A = poll not out before release of notes rv = receiving votes

PITCHING

- Georgia Tech returns three pitchers with over 30 innings pitched last season: **Tate McKee** (sophomore. 47.0 IP), **Carson Ballard** (r-sophomore. 34.2 IP) and **Mason Patel** (graduate senior. 36.0 IP)
- The Jackets return seven arms in total from last year's squad: McKee, Ballard, Patel, **Riley Stanford**, **Jackson Sobel**, **Brett Barfield** and **Caden Gaudette**
- The Jackets are heading into the second season under pitching coach **Matt Taylor** and **Jason Richman** as director of pitching. And head coach Hall has said he believes this to be the year that Tech fans witness "the fruits of their labor" as the pitching staff looks to prove people wrong in 2025.
- A whopping 21 new arms are joining the staff for the 2025 season, featuring a solid mix of 14 freshmen and seven transfers.

Freshman Arms

Name	Hometown	PG State Ranking	PG National Ranking
Jackson Blakely	Thomaston, Ga.	87	---
Connor Chicoli	Raleigh N.C.	10	342
Joshua Evans	Lawrenceville, Ga.	27	256
Alex Hernandez	Cumming, Ga.	12	96
Ryan Johnson	Dallas, Ga.	46	462
Adam McKelvey	Roswell, Ga.	178	---
Cooper McMullen	Bonaire, Ga.	40	364
Thorpe Musci	Lilburn, Ga.	23	223
Cole Royer	Waynesville, Ga.	33	302
Connor Shouse	Jasper, Ga.	9	83

Transfers

- Sam Swygert:** Grad Transfer RHP from The Citadel. Pitched in 18 games and made 12 starts last season, pitching a team-high 67.1 innings with a 5.75 ERA.
- Caden Spivey:** Junior RHP from Notre Dame. Made 15 appearances with three starts and 27.2 innings of work while going 1-1 with an 8.46 ERA
- Porter Buursema:** Sophomore RHP from Georgia Southern. Made six starts, pitching 12.2 innings with 14 strikeouts, a 5.68 ERA and a 1-0 record.
- Jake Lankie:** R-Freshman RHP from Georgia. Redshirted last season. Rated as the No. 23 RHP out of Georgia in the class of 2023 Perfect Game rankings.
- Jaylen Paden:** Graduate RHP from Georgia Southern. Has not pitched in a game since March 7, 2023 due to injury. Career 5.62 ERA over 107.1 innings from 2021-23.
- Kayden Campbell:** Junior LHP from Louisville. Made 23 relief appearances last season, pitching 20.0 innings and striking out 22 with a 7.65 ERA
- Brady Jones:** Junior RHP from Georgia State. Led the team with a 5-1 record last season, making 16 relief appearances and 1 start with a 7.32 ERA and 37 strikeouts over 39.1 innings. Most innings pitched out of GSU's bullpen last season.

Spinning From The Start

- The Georgia Tech pitching staff got off to a historically strong start in 2025 - holding its opponents to fewer than five runs in each of its first six games for the first time since 2002.
- The pitching staff allowed nine runs over the course of the series, a 10-run improvement after averaging 19 runs allowed over the previous three opening series sweeps (14 RA in 2024, 24 RA in 2023 and 19 RA in 2022).
- The Jacket pitchers struck out 40 in the opening weekend against Old Dominion – tied with 2022 for the most strikeouts through the first three games this century.
- In March, the Jackets allowed only three hits in back-to-back games against Georgia State (March 11) and Pitt (March 14) - the first time Tech has allowed 3 or fewer hits in back-to-back games since a doubleheader against Duke in 2012 (March 31st – 3 hits in game one / 2 hits in game two) – those games featured a complete game shutout from Buck Farmer and 4.1 innings from Luke Bard – both future major leaguers.

No PATEL-ing How Long This Will Last

- Senior RHP Mason Patel is simply put, the most effective pitcher in the ACC so far in 2025.
- The senior Georgia State transfer from two seasons ago leads the nation with six victories and leads the ACC with a 0.39 ERA and a 0.57 WHIP.
- He is one of only three pitchers in Division I to have surrendered only 1 run with 20+ innings pitched - also Ryan Bilka (Richmond) and Braeden Sloan (TCU).
- He became the first Yellow Jacket pitcher this century to win each of his first six starts.
- He was awarded ACC Co-Pitcher of the week on Feb. 24 after dominating both Marshall and Georgia Southern to the tune of 8.1 innings with a 0.00 ERA, 11 strikeouts and a 2-0 record while only allowing four base runners.
- Patel becomes the first GT pitcher to earn pitcher of the week since Andy Archer (March 29, 2021).
- Patel's award-winning week got started on Wednesday, when he came out of the bullpen to start the third inning in Tech's road opener at Georgia Southern. Patel was perfect through 5.1 innings, retiring the first 16 batters he faced in order to quiet the Georgia Southern bats and allow for Tech to take the game, 5-3. He struck out a career-best nine batters in that appearance, which also goes down as his longest outing in White & Gold – Patel's longest since pitching 6.0 innings in a start against Brown for Georgia State back in 2023, all in only 50 pitches.
- He followed that with another gem of an outing on Sunday against Marshall, entering the game with runners on second and third and nobody out in the fifth inning, working around a hit-by-pitch to keep the Thundering Herd off the board with yet another scoreless inning. He would pitch two more scoreless to earn the victory, leaving after the 7th inning with the Jackets in front, 10-3.
- Patel's efforts bolstered a resurgent GT bullpen in 2025. The Tech bullpen has struck out 54 batter while holding opponents to a .180 average – the best numbers by a Tech bullpen through seven games since at least the turn of the century.
- In his third appearance of the season, Patel entered in the sixth inning - retiring the first batter he saw to get Tech into the 7th inning and earning the win and improving to 3-0 – becoming the first Yellow Jacket pitcher to be 3-0 after only nine games since Xzavion Curry in 2018.
- Patel was first out of the bullpen vs. KSU, working a pair of flyouts to get Tech out of the second inning before striking out two around a couple of hits in the third and adding another K in the fourth around a two-out walk for 2.2 scoreless innings
- He would get credit for the win, improving to 4-0 on the

season and becoming the first Yellow Jacket to earn the win in each of his first four appearances since Mark Pope in 2011.

- **Patel** came out of the bullpen in the 5th inning of the series opener at VT and continued his unconscious season, pitching 4.2 innings without allowing a hit.

- Patel allowed only three base runners (one walk, one HBP, one ROE) and retiring 7 straight during the middle innings.

- He would get credit for the win, becoming the first Yellow Jacket to earn a win in each of his first five appearances since Kyle Bakker in 2002.

- **Patel** slammed the door yet again in Tech's last game (vs. GSU) pitching the final 3.0 innings and allowing only one base runner to secure his sixth victory in as many appearances, still without allowing a run.

- He came in to pitch the final three innings of the Saturday win against Pitt, earning his first save of the season. He gave up his first run of the year in the seventh inning, bringing his scoreless streak to an end at 22.2 innings to begin the year – the best by any Tech pitcher this century.

- Last weekend, Patel came out on Saturday once again, pitching a career-best 6.2 innings - the longest outing of any Yellow Jacket this season – while striking out seven and throwing only 73 pitches.

- He entered the game at Notre Dame (March 22) in the third inning, coming in with the bases loaded, one out and a two-run lead (5-3). He proceeded to get a three-pitch strikeout before inducing an inning ending groundout to escape the jam and set the tone for what would be yet another dominant outing.

- He gave up one earned run on a solo homer, just his second earned run allowed over 29.2 innings of work.

- He is the only GT pitcher in the 21st century to earn a part of the decision in a each of his first eight appearances (seven wins, one save).

- Patel took the reins for the final four innings on Friday vs. Clemson, allowing a pair of home runs for a total of three earned runs allowed while striking out four.

- He got saddled with the tough-luck loss, dropping his season record to 7-1 with a save over nine appearances.

- **Patel** showed why he was a consensus midseason 1st Team All-American, pitching the final 4.1 innings on Friday with five strikeouts and only one run allowed, off a SAC fly following a leadoff triple in which the Tech fielder missed a diving catch to allow for extra bases.

- Patel earned the win, his NCAA leading eighth win of the season, improving to 8-1 with a save.

- His ERA climbs to 1.42 over 38.0 innings with today's results. He has pitched more innings this season than last season (38.0 in 2025 and 36.0 in 2024) while allowing 32 fewer hits, 25 fewer runs and 27 fewer earned runs while striking out five more and allowing nine fewer walks.

GEORGIA TECH PITCHING — 2025 NAT'L/ACC RANKS

Category	No.	D1 Rank	ACC Rank
ERA	4.10	25th	2nd
Ks/9 innings	10.5	20th	4th
K/BB Ratio	2.50	38th	5th
WHIP	1.38	46th	6th

LAST WEEK...

MIDWEEK Highlights - The Arms - GT 8 - Auburn 9

- Senior **Sam Swygert** made his third straight Tuesday start, but would give up a grand slam in the first inning.

- The Tech bullpen kept the team in the game for the next 5.0 innings as the combination of **Brett Barfield, Riley**

Stanford and **Carson Ballard** held Auburn to only one run on one hit over that stretch.

- For **Barfield**, it was his fourth straight appearance without allowing an earned run, bringing his ERA down to 2.16 for the year.

- This marks the third time **Barfield** has come out of the pen in back-to-back games after he retired the side, in order during the sixth inning of Sunday's series finale at Stanford.

- **Stanford** (the pitcher, not the school) made his second appearance out of the bullpen today, retiring the side in order on only 13 pitches, including a strikeout. The former Sunday starter owns a 0.00 ERA over two games out of the bullpen.

- **Ballard** was excellent out of the bullpen today, recording three strikeouts in the fourth inning before finishing with 3.0 innings pitched and only one earned run allowed on one hit.

- After giving up a combined four runs in the seventh and eighth, **Caden Gaudette** came in to pitch the ninth inning, striking out three and walking two for a scoreless frame.

- He was back to his swing-and-miss self, recording all three outs via strikeout after not recording a K in each of his previous two outings. **Gaudette** has now collected at least one strikeout in nine of 12 appearances this year for a K/9 rate of 14.75.

Friday Highlights - The Arms - GT 8 - Stanford 6

- Sophomore Tate McKee made his eighth straight Friday start, pitching 4.0 innings with three earned runs and four strikeouts.

- He retired six of the first seven batters he faced, four via strikeout, before running into some trouble.

- Tech is 7-1 in games started by McKee this season.

- Junior **Kayden Campbell** came out of the bullpen to start the fifth inning, striking out the first batter he saw and working around a base hit and error with a second strikeout. It ended up being his fourth straight scoreless appearance out of the pen, lowering his ERA to 2.08 over 8.2 innings this year.

- **Campbell** has recorded each of his last six outs via strikeout over his last three appearances.

- Senior **Mason Patel** showed why he was a consensus midseason 1st Team All-American, pitching the final 4.1 innings with five strikeouts and only one run allowed, off a SAC fly following a leadoff triple in which the Tech fielder missed a diving catch to allow for extra bases.

- **Patel** earned the win, his NCAA leading eighth win of the season, improving to 8-1 with a save.

- His ERA climbs to 1.42 over 38.0 innings with today's results. He has pitched more innings this season than last season (38.0 in 2025 and 36.0 in 2024) while allowing 32 fewer hits, 25 fewer runs and 27 fewer earned runs while striking out five more and allowing nine fewer walks.

Saturday Highlights - The Arms - GT 10 - Stanford 3

- Junior **Brady Jones** made his eighth straight Saturday start, pitching a career-best 5.1 innings allowing five hits, and two earned runs.

- **Jones** has only allowed three extra-base hits over 28.2 innings pitched this season and leads all Tech starting pitchers with a 3.38 ERA in ACC play.

- Senior **Jaylen Paden** pitched the final 3.2 innings, allowing six hits but also inducing three double plays. He would collect the win, improving to 2-0 on the year over 18.1 innings.

- **Paden** lowered his season ERA to 0.98, the lowest among all GT pitchers on the staff.

Sunday Highlights - The Arms - GT 18 - Stanford 2

- Junior **Caden Spivey** made his first Sunday start of the season, pitching a career-long 5.0 innings and allowing only one run on six hits while getting one strikeout and walking one.

- He was very efficient, pitching his 5.0 innings on only 58 pitches, exiting the game with the Jackets up, 9-1, earning his second win of the season in eight appearances (three starts).

- **Spivey** allowed an earned run for the first time in his last five appearances, posting a 0.73 ERA over that stretch (since March 9).

- He leads all Tech pitchers with more than one inning pitched with a 0.73 ERA in ACC play.

- Freshman **Connor Chicoli** delivered his third straight scoreless inning out of the bullpen, pitching a 1-2-3 bottom of the 6th and claiming his ninth strikeout of the season.

- He owns a 3.00 ERA over three bullpen appearances in ACC play.

- Junior **Brett Barfield** got the final three outs in the seventh, putting away all three batters he faced, adding in a strikeout.

- He boasts a 1.93 ERA out of the bullpen in ACC play while leading the team in appearances out of the pen in league play (tied with **Mason Patel**).

Jacket Arms - ERA under 4.00

Name	Innings Pitched	Class	ERA
Jaylen Paden	18.1	Sr.	0.98
Mason Patel	38.0	Sr.	1.42
Brett Barfield	8.1	Jr.	2.16
Caden Spivey	19.2	Jr.	2.75
Kayden Campbell	9.1	Jr.	2.89
Brady Jones	28.2	Jr.	3.45
Tate McKee	39.1	So.	3.66
Cooper McMullen	7.1	Fr.	3.68

Jacket Arms - K/9 over 10.0 (minimum 6 IP)

Name	Innings Pitched	Class	K/9
Kayden Campbell	9.1	Jr.	14.84
Caden Gaudette	12.2	R-So	14.75
Cole Royer	6.2	Fr.	13.06
Jaylen Paden	18.1	Sr.	12.43
Tate McKee	39.1	So.	11.28
Brett Barfield	8.1	Jr.	11.11
Brady Jones	28.1	Jr.	10.85
Riley Stanford	24.2	R-So	10.86
Carson Ballard	15.1	R-So	10.73
Caden Spivey	19.2	Jr.	10.31

MISCELLANEOUS
Jim Poole Number - John Giesler

Georgia Tech baseball continues the legacy of former Yellow Jacket standout and Major League Baseball relief pitcher Jim Poole, who passed away from ALS in October of 2023, by designating a student-athlete each year to wear his No. 21 jersey. The student-athlete selected must exemplify Poole's characteristics both on and off the field.

This year, senior infielder John Giesler becomes the third Yellow Jacket to earn the honor, continuing the tradition begun by Jack Rubenstein in 2023 and Ben King last season.

"I am excited that John Giesler will wear number 21 this year," Head Coach Danny Hall said. "Jim Poole was part of an era in Georgia Tech Baseball that established us as a national power. Jim's prowess on the mound and in the classroom set the bar high for future Yellow Jacket players and teams. John exemplifies those same character traits of excellence on the field and in the classroom. As a two-time Captain he is the ultimate "Tech Man" to honor Jim's legacy."

Giesler, a sixth-year senior from Marietta, Ga. (Walton HS) will wear No. 21, having shown a longstanding commitment to Poole's ideals – self-determination, a strong academic work ethic, and high moral fiber on and off the field. Giesler is a five-time member of the ACC Academic Honor Roll, a two-time academic all-district honoree and earned Academic All-America (3rd Team) in 2023. He is currently pursuing a master's degree in real estate development.

On the diamond, Giesler is entering his second season as team captain. He is a career .308 hitter for the Yellow Jackets and set career highs in doubles (17), home runs (10) and RBI (43) last season while delivering a .990 fielding percentage in 41 games in the corner infield. He will be a key piece of the Jackets' offense again in 2025 as Tech strives for its 36th NCAA Regional berth and fifth in Giesler's career in White and Gold.

"Simply put, this is the greatest honor I have ever been given," Giesler said. "From knowing Jim and knowing who he was as a person, I don't feel deserving but I am incredibly honored. I will do everything I can this year to wear this number with respect and honor him and his family the best I can."

ABOUT JIM POOLE

Poole arrived on The Flats in 1985 and had an immediate impact, as Georgia Tech baseball would win the first of four-straight ACC Tournament Championships. During his four years, he pitched in 120 games and struck out 263 batters in 188 innings. He still ranks first in the Tech record book with 22 career saves, including 10 as a junior and nine as a senior. He was named all-ACC his last two seasons. Poole would be enshrined into the Georgia Tech Sports Hall of Fame just nine years later in 1997.

A stellar worker in the classroom, Poole elected not to turn professional after being selected in the 34th round of the 1987 MLB Draft by the LA Dodgers, and returned to Georgia Tech for his senior year, recording a 2.03 ERA and 113 strikeouts in only 71 innings. Once again, the LA Dodgers would call his name in the 1988 MLB Draft, this time taking him in the ninth round. He would return to

graduate from the Institute with a degree in electrical engineering in 1990.

Poole played 11 years in the major leagues, predominantly with the Baltimore Orioles, Cleveland Indians, and San Francisco Giants. In 431 games played, he finished with 22 victories and a 4.31 ERA, as well as 256 strikeouts and four saves. He helped pitch Cleveland to two American League Championship Series (1995, 1998), making it to the 1995 World Series where he would face the Atlanta Braves.

Following his retirement at the end of the 2000 season, Poole returned to Georgia Tech to join the Alexander-Tharpe Fund as a fundraiser and supporter of the baseball program. He then began serving as the pitching coach at Johns Creek High School in 2010, teaching many young men about pitching mechanics, while also conveying his personal pitching philosophy.

He later joined the business world as a Personal Wealth Advisor for the Baseball Division of BIP Wealth.

After being diagnosed with ALS in 2021, Poole worked tirelessly to raise awareness for the disease. In addition to serving on MLB ALS boards, he also worked with Georgia Tech, who together hosted an ALS Awareness Day during the 2022 baseball season, with Tech wearing Jim Poole shirts and both teams wearing honorary wristbands. Professional players also wore the shirt. Tech later designated the number 21 each year to be worn by a student-athlete who exemplify Poole's ideals – self-determination, a strong academic work ethic, and high moral fiber on and off the field.

Every 90 minutes, someone is diagnosed with ALS, or Lou Gehrig's disease, with an estimated 30,000 people living with ALS in the United States at any given time. Primarily affecting people between the ages of 40 and 70, ALS is a progressive neurodegenerative disease that affects nerve cells in the brain and the spinal cord. There is no known cure.

For more information about ALS, visit www.ALS.org.

GAME-WINNING PLAYS

Game-winning plays are ones that give Tech the lead or break a tie en route to win

Game	Play	Inning	Final
vs. ODU	Waugh RBI single	8th	3-2
vs. ODU	<i>Burruss Grand Slam</i>	9th	7-3
vs. ODU	Waugh RBI single	7th	7-4
at GASO	Hernandez RBI groundout	3rd	5-3
vs. Marshall	Burruss 2-run HR	1st	12-1 (7)
vs. Marshall	Daniel scores on error	2nd	11-6
vs. UWG	Schmidt 2-run HR	6th	16-7
vs. WMU	Burruss 2-run HR	1st	16-4
vs. WMU	Kerce RBI double	2nd	14-1 (7)
vs. WMU	Wild Pitch Scores Brosius	2nd	13-3(7)
vs. KSU	Lodise 2-run HR	3rd	11-4
at VT	Hernandez RBI single	9th	4-3
at VT	Daniel RBI double	9th	8-6
vs. GSU	Schmidt RBI single	7th	4-2
vs. Pitt	Kerce RBI single	2nd	10-1
vs. Pitt	Schmidt scored on an error	1st	11-1 (7)
vs. GWU	Hernandez 2-RBI single	1st	14-6
at ND	Lodise Solo HR	1st	18-7 (8)
at ND	Kerce RBI Double	2nd	9-5
at ND	Baker RBI Single	7th	10-2
at KSU	Brosius RBI Single	2nd	15-4
vs CU	Lodise 3-run HR	2nd	18-2 (7)
vs MER	Daniel 2 RBI Double	1st	21-5(7)
at Stan	Neises 2 RBI Double	5th	8-6
at Stan	Burruss Solo HR	8th	10-3
at Stan	Daniel SAC fly	1st	18-2 (7)

Italics indicates Walk-Off hit

GAME-WINNING RBI LEADERS

Player	2025	Career at GT
Drew Burruss	4	10
John Giesler	0	5
Parker Brosius	1	5
Kyle Lodise	3	3
Alex Hernandez	3	3
Carson Kerce	3	3
Caleb Daniel	3	3
Nathan Waugh	2	2
Kent Schmidt	2	2
Will Baker	1	1
Tyler Neises	1	1

CAREER WALK-OFF HITS

Player (Date)	Play	Inning	Final
Parker Brosius (3/8/24 vs. YSU)	2-RBI double	8th	15-5
Parker Brosius (4/2/24 vs. Presbyterian)	RBI bunt single	7th	9-8
John Giesler (4/23/24 vs. KSU)	2-run HR	7th	13-2
Drew Burruss (2/15/25 vs. ODU)	Grand Slam	9th	7-3
Alex Hernandez (3/2/25 vs. WMU)	2-run HR	7th	13-3

MISCELLANEOUS
ATOP THE CONFERENCE

• Georgia Tech baseball ranks among the most prolific winners in ACC history.

MOST ACC TOURNAMENT TITLES, SINCE 2000

	Titles	Years
Florida State	6	2002, 2004, 2010, 2015, 2017, 2018
Georgia Tech	5	2000, 2003, 2005, 2012, 2014
North Carolina	4	2007, 2013, 2019, 2022
Clemson	3	2006, 2016, 2023
Duke	2	2021, 2024
Virginia	2	2009, 2011

MOST ACC REGULAR-SEASON, DIVISIONAL TITLES SINCE 1994

	Titles	Regular-Season Years (Divisional)
Florida State	14	1996, 1998, 1999, 2001, 2002, 2003 (2007, 2008, 2009, 2010*, 2011, 2012, 2013, 2014)
North Carolina	8	(2006, 2007, 2009, 2012, 2013, 2017, 2018, 2024)
Georgia Tech	7	1997, 2000, 2004, 2005 (2011, 2019, 2021)
Clemson	6	1994, 1995 (2006, 2010*, 2018, 2024)
Louisville	5	(2015, 2016, 2017, 2019, 2022)
Miami	4	(2008, 2014, 2015, 2016)

GEORGIA TECH'S MOST COMMON OPPONENTS

	Games	First Meeting	Series Record
Georgia	389	1898	UGA leads 219-168-2
Auburn	248	1897	AU leads 129-113-5
Clemson	245	1902	CU leads 123-119-3
Mercer	177	1897	GT leads 119-58
North Carolina	158	1901	GT leads 83-75
NC State	143	1921	GT leads 81-62
Duke	142	1903	GT leads 101-41
Ga. Southern	142	1947	GT leads 110-32
Virginia	138	1924	GT leads 79-64-2
Wake Forest	123	1898	GT leads 76-46-1

• The Jackets will face their top four most common opponents again in 2025 but will not play North Carolina, NC State or Wake Forest in the regular season.

• Tech extended it's winning streak against Georgia Southern to six games in a row, dating back to 2022, with a 5-3 win in Statesboro on Feb. 18, 2025 - featuring 5.1 perfect innings from **Mason Patel** along with back-to-back home runs from **Kyle Lodise** and **Drew Burress**.

• GT set a new record when it hung 21-runs on Mercer - the most in the 177 game history of the series


2025 ACC PRESEASON POLL

1. Virginia (13)	251
2. Florida State (2)	230
3. North Carolina	217
4. Clemson (1)	214
5. Duke	182
6. Wake Forest	171
7. NC State	168
8. Stanford	143
9. Louisville	128
10. Georgia Tech	113
11. Miami	87
12. Virginia Tech	85
13. California	60
14 Pitt	52
15. Notre Dame	44
16. Boston College	31

2025 ACC STANDINGS - WEEK 8

School	ACC	Overall
Clemson	9-3	31-5
<i>Georgia Tech</i>	<i>11-4</i>	<i>26-7</i>
Florida State	8-4	25-7
Louisville	8-4	25-7
Wake Forest	9-6	24-10
Virginia Tech	9-6	23-10
NC State	7-5	22-11
North Carolina	8-7	25-8
Duke	8-7	23-12
Virginia	7-8	18-13
California	6-9	17-15
Stanford	5-10	18-12
Pitt	4-8	17-14
Miami	4-8	18-16
Boston College	5-10	15-17
Notre Dame	3-12	15-15

2025 HONORS
DREW BURRESS

Preseason 1st Team All-American (D1 Baseball)
 Preseason 1st Team All-American (NCBWA)
 Golden Spikes Award (Watch List)
 Preseason ACC Player of the Year (D1 Baseball)
 No. 1 Sophomore in College Baseball (Perfect Game)
 ACC Player of the Week - March 17
 Golden Spikes Award (Midseason Watch List)
 Midseason 1st Team All-American (D1 Baseball)
 Midseason 1st Team All-American (Perfect Game)

MASON PATEL

ACC Co-Pitcher of the Week - Feb. 24
 Midseason 1st Team All-American (D1 Baseball)
 Midseason 1st Team All-American (Perfect Game)

KYLE LODISE

Midseason 2nd Team All-American (Perfect Game)

ALEX HERNANDEZ

Midseason 1st Team Freshman All-American (Perfect Game)

2025 ACC TOURNAMENT

Beginning this spring with the 2025 ACC Baseball Championship in Durham, North Carolina, all 16 teams in the ACC will compete in a single-elimination championship. The championship will remain six days as it has in previous years, running from Tuesday, May 20, through Sunday, May 25, 2025, from Durham Bulls Athletic Park.

"There's once again tremendous excitement surrounding ACC Baseball and today's announcement will bring an improved championship experience for our student-athletes, coaches, and fans alike," stated ACC Commissioner Jim Phillips Ph.D. "Nationally, the ACC is once again well-represented in the preseason polls and award lists. After what we know will be a highly competitive regular season, we look forward to showcasing all 16 baseball teams in Durham this May."

Since 2006, the ACC Baseball Championship has been played in a pool play or round-robin style format. The tournament last expanded its field size in 2017, moving from 10 to 12 teams.

Under the new format, the top four seeds in the championship will be based off the performance in the regular season and will receive a double-bye into the quarterfinal round, which is scheduled to be held on Thursday and Friday. Seeds five through eight will earn a bye into Wednesday's second round. Seeds 9-16 will begin play with four first round games on Tuesday.

2025 MLB #PROJACKETS

Joey Bart, C	Pirates
Justyn-Henry Malloy, OF	Tigers
Brant Hurter, RHP	Tigers
Kyle McCann, C	Athletics
Connor Thomas, LHP	Brewers
Kristian Campbell, INF	Red Sox

LET'S BRAG ABOUT BURRESS

"Burress is as big a star as you'll find in college baseball, the reigning D1Baseball Freshman of the Year and a 2024 first-team All-American after hitting .381/.512/.821 with 25 homers. He's a no-brainer first-team preseason All-American as a sophomore, and our preseason pick for ACC Player of the Year.

– D1Baseball

- In 2024, Drew Burress established himself as one of the best hitters in college baseball and one of the most exciting prospects to watch leading up to the 2026 draft. If he can continue his historic run through the ranks of NCAA Baseball, every MLB front office will be begging for Burress to become the next face of the franchise.

- Burress hit 25 home runs last season, one shy of the Georgia Tech program record (set by Kevin Parada in 2022) and two shy of the NCAA freshman home run record set by Tommy White (NC State) in 2022 as well.

"If he continues to crush the ball at anything mirroring his current rate, he could follow in [Dylan] Crews' footsteps and reach his high ceiling when he's eligible for the 2026 Draft."

– Jesus Cano, MLB.com

- Burress can claim to have an unofficial piece of the GT home run record since he hit a home run against Georgia that would ultimately not be recorded officially after the game was ended due to rain.

- Last year, Burress became the 1st Yellow Jacket to ever slug over .800 with at least 200 at bats. His .821 slugging percentage led all Division I freshman and 6th overall among those with 200+ ABs.

- Not only did Burress turn heads with his bat but he also set the Georgia Tech record for the most assists by an outfielder in a single season, gunning down 10 runners from his spot in center field.

"He has thunderous bat speed and does a nice job creating leverage in his swing, and shows off plus power, especially to the pull side."

– Peter Flaherty, Baseball America

- This season, Burress has placed an emphasis on showing off his base running. After stealing 8 bags on 10 attempts last year, Burress feels that his speed isn't getting enough attention & looks to amend that in 2025.

- He became the fastest Yellow Jacket in program history to reach 30 career home runs – doing so in just 73 games, a full 20 games faster than the previous record holder, Kevin Parada and faster than legendary Tech sluggers such as Jason Varitek, Mark Teixeira and Nomar Garciaparra

"From Day 1, you never thought he was a freshman. He's a very mature kid. He doesn't mix any words about it. He wants to be a first-round pick. He wants to be the best player in the country. That's what drives him. That's his passion. He is one of those guys that makes everybody around him better. Every day."

– Danny Hall, ABCA Hall of Famer
GEORGIA TECH'S TRIPLE CROWN WINNERS

Year	Player	HR	RBI	AVG
1958	Earl Moore	4	15	.287
1959	Roger Kaiser	4	32	.373
1960	George Inman	7	24	.360
1968	Ted Tomasovich	5	38	.381
1975	Frank Turner	2	30	.376
1991	Andy Bruce	22*	96*	.345
1992	<i>Jason Varitek*</i>	11	52	.406*
1993	<i>Jason Varitek</i>	22*	72	.404
1994	Jay Payton	20	102*	.434*
1997	Mark Fischer	24*	98	.354
1999	<i>Mark Teixeira</i>	13	65	.387
2016	Matt Gonzalez	11	54	.378
2024	Drew Burress	25	67	.381

* denotes is/was school record

italics indicates member of College Baseball Hall of Fame

ACTIVE NCAA D1 CAREER SLUGGING % LEADERS

Rank	Player	School	Class	Slug %
1	Drew Burress	Georgia Tech	Soph.	.811
2	John Bay	Austin Peay	Sr.	.736
3	Grant Jay	Dallas Baptist	Jr.	.732
4	Nolan Schubart	Oklahoma St.	Jr.	.710
5	Dalton Beck	LSU	Sr.	.708
6	Jared Jones	LSU	Jr.	.702
7	Ethan Petry	South Carolina	Jr.	.683
8	Kade Lewis	Wake Forest	Soph.	.681
9	Wyatt Henseler	Texas A&M	Sr.	.681
10	Juan Cruz	Alabama St.	Jr.	.676

* minimum of 200 career ABs


ACTIVE NCAA CAREER SLUGGING % LEADERS - All Divisions

Rank	Player	School	Div.	Slug %
1	Mackenzie Wainwright	Lenoir-Rhyne	2	.902
2	Adam Paniagua	Regis (Colo.)	2	.847
3	Jesse Velders	MSU Denver	2	.815
4	Drew Burress	Georgia Tech	1	.811
5	Kolby Felix	Colorado Mesa	2	.803
6	Caden Robertson	Central Okla.	2	.792
7	Adam Cootway	Wisc-Whitewater	3	.791
8	Dennis Pierce	East Stroudsburg	2	.783
9	Brevin McCool	Lubbock Christian	2	.773
10	Ben Lea	East Tx Baptist	3	.770

* minimum of 200 career ABs

2025 RECORD BREAKDOWN

	ACC	Overall
Overall	11-4	26-7
Home	3-3	16-6
Road	7-1	10-1
Neutral	0-0	0-0
Day Games	9-2	19-4
Night Games (6 p.m. or later)	2-2	7-3
Yellow Jackets Score First	9-2	18-3
Opponent Scores First	2-2	8-4
Yellow Jackets Score in 1st inning	5-3	14-4
Walk-off Victories	0-0	2-0
As a Ranked Team (All Polls)	4-2	6-3
Vs. Ranked Team (All Polls)	1-2	1-3
Vs. LHP (starter)	2-3	10-4
Vs. RHP (starter)	9-1	16-3
Yellow Jacket Starter 6+ IP	1-0	1-0
Yellow Jacket Starter 7+ IP	0-0	0-0
Yellow Jacket Starter 8+ IP	0-0	0-0
Hitting A Home Run	7-4	21-5
Not Hitting A Home Run	4-0	5-2
Out Hit Opponent	10-0	24-2
Get Out Hit By Opponent	1-2	2-3
Equal Number of Hits	0-2	0-2
February	0-0	8-2
March	8-4	14-4
April	3-0	4-1
May	0-0	0-0
June	0-0	0-0
Monday	0-0	0-1
Tuesday	0-0	5-1
Wednesday	0-0	2-0
Thursday	0-0	0-0
Friday	4-1	7-1
Saturday	4-2	6-3
Sunday	3-1	6-1
One-Run Games	1-1	2-2
Two-Run Games	2-2	4-3
Three-Run Games	0-1	1-1
Four+ Run Games	8-0	19-1
Leading After 6	8-0	20-3
Trailing After 6	1-3	2-3
Tied After 6	2-1	4-1
Leading After 7	6-0	15-2
Trailing After 7	1-3	2-4
Tied After 7	2-1	2-1
Leading After 8	6-1	15-1
Trailing After 8	1-3	2-6
Tied After 8	1-0	1-0
Shutouts	0-0	0-0
Extra Innings	0-0	0-0
Score 0-5 Runs	1-2	4-3
Score 6-9 Runs	3-1	5-3
Score 10+ Runs	7-1	17-1
Allow 0-5 Runs	8-1	20-2
Allow 6+ Runs	3-3	6-5
Commit 0 Errors	2-2	8-5
Commit 1 Error	5-0	10-0
Commit 2+ Errors	4-2	8-2

HALL OF FAME COACH


- **Danny Hall** is in his 32nd season at Georgia Tech and his 38th overall as a head coach in 2025. He is the winningest baseball coach in Tech history with 1,214 wins.
- Hall, who won his 1,400th career game on April 14, 2024 and his 1,200th win at Georgia Tech on May 12, 2024, stands second among active Division I coaches in career victories entering the 2025 season.
- Prior to the 2024 season, Hall was named to the ABCA Hall of Fame.
 - In his career – both as an assistant and head coach – Hall has been part of over 1,600 victories and seven trips to the College World Series.
 - Hall has led Tech to the NCAA Tournament on 22 occasions and guided the Jackets to the NCAA College World Series in 1994, 2002 and 2006 -- the program's only three berths.
- He announced on March 27th that 2025 will be his final year on The Flats. Closing the book on one of the greatest careers in college baseball history

HALL BY THE NUMBERS

1,437	Career wins as a head coach
1,229	Wins at Georgia Tech
163	Total draft picks coached at Tech
144	All-ACC honors
121	All-American selections by 46 GT players
52	Tech's school record for wins set in 2002
29	Freshman all-Americans
22	NCAA Regional appearances at Tech
18	Top-two ACC offensive finishes
19	Academic all-America honors by GT players
15	Yellow Jackets drafted in the first round
7	ACC regular season/division titles ('97, '00, '04, '05, '11, '19, '21)
6	NCAA Super Regional appearances at Tech
5	ACC tournament titles (2000, 2003, 2005, 2012, 2014)
3	ACC tournament titles (2000, 2003, 2005, 2012, 2014)

WINNINGEST ACTIVE DIVISION I BASEBALL COACHES

Name	Seasons	Current School	At School Since	Wins	Losses	Ties	Win %
Paul Mainieri	40	South Carolina	2025	1525	791	7	.658
Danny Hall	38	Georgia Tech	1994	1437	781	1	.648
Dave Van Horn	32	Arkansas	2003	1285	628	0	.672
Elliott Avent	37	NC State	1996	1282	837	2	.605
Rich Hill	38	Hawaii	2022	1196	806	4	.597
Steve Owens	34	Rutgers	2020	1062	595	3	.641
Rick Heller	38	Iowa	2014	1062	788	5	.574
Tim Corbin	29	Vanderbilt	2003	1052	589	1	.641
Mike Bianco	28	Ole Miss	2001	1032	621	1	.624
Rich Maloney	30	Ball St.	2013	1011	657	2	.606

Coach Hall's .648 win percentage is 16th among the 142 head coaches across Division I with a minimum of 10 seasons coached

The 10 coaches listed above are the only active coaches with 1,000 career wins in Division I

TEAM GAME HIGHS

Batting	
At bats.....	41 - at Notre Dame (March 21)
Runs scored.....	21 - vs Mercer (April 1)
Hits.....	19 - vs Clemson (March 29)
RBI's.....	19 - vs Mercer (April 1)
Doubles.....	7 - vs Marshall (Feb 23)
.....	7 - vs Western Michigan (Mar 02)
Triples.....	1 - (9 times)
Home runs.....	6 - vs Clemson (March 29)
Total bases.....	41 - vs Clemson (March 29)
Walks.....	12 - at Notre Dame (March 21)
Strikeouts.....	14 - at Notre Dame (March 23)
Sac hits.....	3 - vs Old Dominion (Feb 14)
Sac flies.....	2 - (10 times)
Stolen bases.....	6 - vs West Georgia (Feb 26)
.....	6 - at Virginia Tech (Mar 07)
Hit by pitch.....	4 - vs Marshall (Feb 22)
.....	4 - vs Marshall (Feb 23)
.....	4 - vs Western Michigan (Mar 02)
Caught stealing.....	1 - (6 times)
.....	1 - vs Western Michigan (Mar 02)
Runners LOB.....	14 - vs Marshall (Feb 22)
Hit into DP.....	2 - vs Auburn (April 8)
Fielding	
Putouts.....	27 - (23 times)
Assists.....	15 - vs Marshall (Feb 23)
Errors.....	3 - vs Clemson (March 29)
Passed balls.....	3 - vs Gardner-Webb (Mar 18)
DPs turned.....	3 at Stanford (April 5)
Pitching	
Innings pitched.....	9.0 - (22 times)
Runs allowed.....	12 - vs Marshall (Feb 24)
.....	12 - vs Pitt (March 16)
Earned runs.....	12 - vs Marshall (Feb 24)
Walks allowed.....	10 - vs Auburn (April 8)
Strikeouts.....	18 - vs Clemson (March 29)
Hits allowed.....	16 - vs Marshall (Feb 24)
Doubles allowed.....	4 - vs Pitt (March 16)
Triples allowed.....	1 (4 times)
Homers allowed.....	4 - vs Marshall (Feb 24)
Wild pitches.....	2 - vs West Georgia (Feb 26)
.....	2 - vs Western Michigan (Mar 02)
.....	2 - vs Kennesaw State (Mar 04)
.....	2 - vs Gardner-Webb (Mar 18)
Hit batters.....	8 - vs Marshall (Feb 23)

INDIVIDUAL GAME HIGHS

Batting	
At bats:.....	6 - Kyle Lodise at Virginia Tech (Mar 09)
Runs scored:.....	5 - Caleb Daniel at Notre Dame (March 21)
Hits:.....	4 - Kyle Lodise at Notre Dame (March 21)
.....	4 - Caleb Daniel at Notre Dame (March 21)
.....	4 - Kyle Lodise vs. Clemson (March 29)
.....	4 - Caleb Daniel vs. Mercer (April 1)
RBI's:.....	6 - Alex Hernandez vs Pitt (March 16)
.....	6 - Kyle Lodise vs. Clemson (March 29)
Doubles:.....	2 - (12 times)
Triples:.....	1 - (9 times)
Home runs:.....	3 - Kyle Lodise at Notre Dame (March 21)
Total bases:.....	15 - Kyle Lodise at Notre Dame (March 21)
Walks:.....	4 - Alex Hernandez at Notre Dame (March 21)
Strikeouts:.....	4 - Caleb Daniel vs. Clemson (March 29)
Sac hits:.....	1 - (12 times)
Sac flies:.....	1 - (29 times)
Stolen bases:.....	2 - (7 times)
Hit by pitch:.....	2 - Vahn Lackey vs Marshall (Feb 23)
Caught stealing:.....	1 - (6 times)
Runners LOB:.....	5 - Alex Hernandez vs W. Michigan (Mar 02)
.....	5 - Parker Brosius at Notre Dame (March 21)
.....	5 - Tyler Neises at Stanford (April 6)
Fielding	
Putouts:.....	18 - Vahn Lackey vs Clemson (March 29)
Assists:.....	7 - Carson Kerce vs Georgia State (Mar 11)
Errors:.....	2 - Carson Kerce at Stanford (April 4)
Passed balls:.....	2 - Drew Rogers vs Western Michigan (Feb 28)
.....	2 - Drew Rogers vs. Gardner-Webb (Mar 18)
Pitching	
Innings pitched:.....	6.2 - Mason Patel at Notre Dame (March 22)
Runs allowed:.....	5 - Riley Stanford at Virginia Tech (March 9)
.....	5 - Tate McKee vs. Clemson (March 28)
.....	5 - Tate McKee at Stanford (April 4)
Earned runs:.....	4 - Riley Stanford at Virginia Tech (March 9)
.....	4 - Sam Swygert vs. Auburn (April 8)
Walks allowed:.....	5 - Riley Stanford vs Western Michigan (March 2)
.....	5 - Jaylen Paden vs. Clemson (March 29)
Strikeouts:.....	10 - Tate McKee vs Western Michigan (Feb 28)
Hits allowed:.....	7 - Tate McKee vs Western Michigan (Feb 28)
.....	7 - Riley Stanford vs Western Michigan (March 2)
.....	7 - Tate McKee vs. Clemson (March 28)
Doubles allowed:.....	2 - (9 times)
Triples allowed:.....	1 - (4 times)
Homers allowed:.....	2 - Sam Swygert at Virginia Tech (March 8)
.....	2 - Mason Patel vs. Clemson (March 28)
Wild pitches:.....	2 - Kayden Campbell vs Western Michigan (March 2)
Hit batters:.....	5 - Riley Stanford vs Marshall (Feb 23)

BIG INNINGS BREAKDOWN

- Georgia Tech has been prone to devastating innings this season, scoring five or more runs in 16 innings this year.
- The Jackets are 13-1 this year when scoring 5 or more runs in an inning.
- The 10-run 4th inning against No. 3 Clemson was the 37th double-digit inning in program history and the first since scoring 12 against Long Island in 2023.
- Tech has had at least one 5+ run inning in each of its last three ACC series - at Notre Dame, vs. Clemson and at Stanford

OPPONENT	DATE	INNING	RUNS SCORED	H	2B	3B	HR	RBI	BB	SCORE BEFORE INNING	SCORE AFTER INNING	FINAL
Old Dominion	2/15	9th	7	3	0	0	1 (Grand Slam)	7	3	0-3	7-3	7-3
Marshall	2/21	2nd	5	5	2	0	1 (Grand Slam)	5	1	3-0	8-0	12-1 (7)
West Georgia	2/26	7th	6	7	2	0	1 (3-run HR)	6	2	8-7	14-7	16-7
Western Michigan	2/28	2nd	6	5	1	0	2 (3-run & 2-run)	6	1	2-0	8-0	16-4
Western Michigan	2/28	6th	6	7	2	0	1 (3-run HR)	6	2 + HBP	8-4	14-4	16-4
Western Michigan	3/1	6th	9	9	1	0	1 (2-run HR)	9	1 + HBP	5-1	14-1	14-1 (7)
Western Michigan	3/2	2nd	5	3	1	0	0	3	1 + HBP	0-1	5-1	13-3 (7)
Kennesaw State	3/4	6th	5	3	0	0	1 (2-run HR)	5	2	6-4	11-4	11-4
Gardner-Webb	3/18	3rd	5	4	1	0	0	4	2	6-2	11-2	14-6
Notre Dame	3/22	2nd	5	6	2	1	1 (2-run HR)	5	0	0-0	5-0	9-5
Kennesaw State	3/25	6th	9	6	1	0	1 (Grand Slam)	8	4	5-3	14-3	15-4 (7)
#3 Clemson	3/29	4th	10	11	3	0	4 (3-run, solo, 3-run & solo)	10	1	3-0	13-0	18-2 (7)
Mercer	4/1	1st	8	3	2	1	0	7	3 + HBP	0-0	8-0	21-5 (7)
Mercer	4/1	6th	9	6	2	0	1 (2-run HR)	9	3 + HBP	12-3	21-3	21-5 (7)
at Stanford	4/6	7th	9	7	0	1	2 (3-run & Grand Slam)	9	3	9-1	18-1	18-2 (7)
#9 Auburn	4/8	6th	6	6	1	1	1 (2-run HR)	6	1 + HBP	1-5	7-5	L, 8-9

STARTERS

STARTING PITCHERS GAME-BY-GAME

STARTING PITCHER RECORDS

PITCHER	2025 Starts	2025 Record	GT Career Record
Tate McKee	8	4-0	7-2
Brady Jones	8	3-0	2-0
Riley Stanford	7	0-0	0-0
Caden Spivey	3	1-0	1-0
Connor Chicoli	3	0-0	0-0
Sam Swygert	3	1-0	1-0
Alex Hernandez	1	0-0	0-0

* CAREER RECORD IS RECORD AS A STARTER (NOT OVERALL)

PITCHER	DATE	OPPONENT	DEC.	IP	H	R	ER	BB	SO	NP	SCORE W/ LEFT	FINAL
Tate McKee	2/14	Old Dominion	ND	5.0	2	1	0	2	3	72	1-1	W, 3-2
Brady Jones	2/15	Old Dominion	ND	0.0	1	3	3	3	0	22	0-3	W, 7-3
Riley Stanford	2/16	Old Dominion	ND	4.0	5	1	1	1	5	68	0-1	W, 7-4
Connor Chicoli	2/18	at GASO	ND	2.0	5	3	3	0	0	30	1-3	W, 5-3
Tate McKee	2/21	Marshall	WIN	5.0	3	1	1	2	6	75	9-1	W, 12-1
Brady Jones	2/22	Marshall	ND	5.0	1	1	1	2	7	70	1-1	L, 2-4
Riley Stanford	2/23	Marshall	ND	4.0	2	3	1	2	3	76	5-3	W, 11-6
Caden Spivey	2/24	Marshall	ND	3.0	2	2	2	2	3	61	5-2	L, 8-12
Connor Chicoli	2/26	West Georgia	ND	4.0	6	3	3	0	3	57	5-3	W, 16-7
Tate McKee	2/28	Western Michigan	WIN	5.0	7	3	3	2	10	85	8-4	W, 16-4
Brady Jones	3/1	Western Michigan	WIN	5.0	3	1	0	3	9	89	5-1	W, 14-1
Riley Stanford	3/2	Western Michigan	ND	4.0	7	3	3	5	6	98	8-3	W, 13-3
Caden Spivey	3/4	Kennesaw State	ND	1.1	4	4	3	2	3	42	2-4	W, 11-4
Tate McKee	3/7	at Virginia Tech	ND	4.1	4	3	2	2	7	97	2-3	W, 4-3
Brady Jones	3/8	at Virginia Tech	ND	2.0	1	3	3	4	2	51	1-3	L, 5-8
Riley Stanford	3/9	at Virginia Tech	ND	3.0	4	5	4	4	3	52	6-5	W, 8-6
Connor Chicoli	3/11	vs. Georgia St.	ND	4.0	2	0	0	2	2	71	2-0	W, 4-2
Tate McKee	3/14	vs. Pitt	WIN	6.0	2	1	1	2	6	94	7-1	W, 10-1
Brady Jones	3/15	vs. Pitt	WIN	4.0	5	0	0	3	3	74	2-0	W, 11-1
Riley Stanford	3/16	vs. Pitt	ND	3.1	2	3	3	2	4	62	6-3	L, 10-12
Alex Hernandez	3/18	vs. Gardner-Webb	ND	3.0	1	2	2	1	0	39	11-2	W, 14-6
Tate McKee	3/21	at Notre Dame	WIN	5.0	5	3	3	1	7	101	13-3	W, 18-7
Brady Jones	3/22	at Notre Dame	ND	2.1	4	3	2	2	5	54	5-3	W, 9-5
Riley Stanford	3/23	at Notre Dame	ND	3.0	2	2	1	1	3	57	2-2	W, 10-2
Sam Swygert	3/25	at Kennesaw St.	ND	1.0	1	1	1	0	1	15	1-1	W, 15-4
Tate McKee	3/28	vs. Clemson	ND	5.0	7	5	3	1	6	101	5-5	L, 7-9
Brady Jones	3/29	vs. Clemson	WIN	5.0	3	1	0	4	6	96	13-1	W, 18-2
Riley Stanford	3/29	vs. Clemson	ND	2.0	5	2	2	1	4	40	0-2	L, 3-4
Sam Swygert	4/1	vs. Mercer	WIN	3.0	1	0	0	0	2	43	10-0	W, 21-5
Tate McKee	4/4	at Stanford	ND	4.0	6	5	3	2	4	77	4-5	W, 8-6
Brady Jones	4/5	at Stanford	ND	5.1	5	2	2	2	2	81	2-2	W, 10-3
Caden Spivey	4/6	at Stanford	WIN	5.0	6	1	1	1	1	58	5-1	W, 18-2
Sam Swygert	4/8	vs. Auburn	ND	1.0	2	4	4	1	0	31	0-4	L, 8-9

STARTING PITCHER STATS

(All games Sorted by Earned run avg)

Player	era	w-l	app	gs	cg	sho	sv	ip	h	r	er	bb	so	2b	3b	hr	b/avg	wp	hp	bk	sfa	sha
Brady Jones	3.45	3-0	8	8	0	0/0	0	28.2	23	14	11	23	34	2	0	1	.217	2	7	0	0	2
Tate McKee	3.66	4-0	8	8	0	0/0	0	39.1	36	22	16	14	49	7	2	3	.248	1	3	1	3	2
Connor Chicoli	5.40	0-0	3	3	0	0/0	0	10.0	13	6	6	2	5	4	0	1	.333	0	0	0	1	1
Riley Stanford	5.79	0-0	7	7	0	0/0	0	23.1	27	19	15	16	28	5	0	5	.300	0	9	0	0	3
Caden Spivey	5.79	1-0	3	3	0	0/0	0	9.1	12	7	6	5	7	1	1	0	.316	1	1	0	1	0
Alex Hernandez	6.00	0-0	1	1	0	0/0	0	3.0	1	2	2	1	0	0	0	1	.111	0	1	0	0	0
Sam Swygert	9.00	1-0	3	3	0	0/0	0	5.0	5	5	5	1	3	1	0	2	.238	1	1	0	0	0
Totals	4.63	9-0	33	33	0	0/0	0	118.2	117	75	61	62	126	20	3	13	.261	5	22	1	5	8
Opponents	9.78	2-15	33	33	0	0/0	0	119.2	170	141	130	69	99	49	2	27	.330	17	12	1	11	6

BULLPEN GAME-BY-GAME

OPPONENT	DATE	W-L-S	PITCHERS	INN.	IP	H	R-ER	BB-SO
Old Dominion	Feb. 14	1-0-0	Ballard, Paden (W)	6th	4.0	4	1-1	0-7
Old Dominion	Feb. 15	1-0-0	Gaudette, Spivey, Swygert, Barfield, McMullen, Royer (W)	1st	9.0	3	0-0	4-16
Old Dominion	Feb. 16	1-0-1	Buursema, Campbell (W), Evans, Hernandez (SV)	5th	5.0	4	3-3	4-9
at GASO	Feb. 18	1-0-1	Patel (W), Gaudette, Paden (SV)	3rd	7.0	2	0-0	1-12
Marshall	Feb. 21	0-0-0	Swygert, Campbell	6th	2.0	1	0-0	0-2
Marshall	Feb. 22	0-1-0	Ballard, Gaudette, McMullen	6th	4.0	4	3-3	2-4
Marshall	Feb. 23	1-0-0	Buursema, Patel (W), Royer, Lankie, Johnson	5th	5.0	6	3-3	2-4
Marshall	Feb. 24	0-1-0	Swygert, Gaudette, Hernandez, Campbell, Musci, Barfield	4th	6.0	14	10-10	3-7
West Georgia	Feb. 26	1-0-0	Barfield, Royer, Patel, Johnson, McKelvey	5th	5.0	8	4-4	1-5
Western Michigan	Feb. 28	0-0-1	Buursema, Gaudette, Ballard (SV)	6th	4.0	1	1-1	0-3
Western Michigan	March 1	0-0-0	Swygert, Paden	6th	2.0	2	0-0	1-2
Western Michigan	March 2	1-0-0	McMullen (W), Campbell	5th	3.0	2	0-0	1-4
Kennesaw State	March 4	1-0-0	Patel (W), Gaudette, Swygert, Hernandez, Royer	2nd	7.2	6	0-0	1-9
at Virginia Tech	March 7	1-0-0	Patel (W)	5th	4.2	0	0-0	1-2
at Virginia Tech	March 8	0-1-0	Ballard (L), Swygert, Cambell, Gaudette	3rd	7.0	8	5-5	0-5
at Virginia Tech	March 9	1-0-1	Paden, Spivey (W), Barfield, McMullen (SV)	4th	6.0	3	1-1	3-6
vs. Georgia St	March 11	1-0-0	McMullen, Swygert, Ballard, Barfield, Patel (W)	5th	5.0	1	4-2	4-0
vs. Pitt	March 14	0-0-0	Spivey, Royer	7th	3.0	1	0-0	3-4
vs. Pitt	March 15	0-0-1	Patel (SV)	5th	3.0	3	1-1	1-4
vs. Pitt	March 16	0-1-0	Gaudette, Barfield, Swygert (L), Campbell, McMullen, McKelvey, Chicoli	4th	5.2	11	9-9	5-5
vs. Gardner-Webb	March 18	1-0-0	Johnson (W), Royer, Evans, Lankie, Ballard	4th	6.0	6	4-1	2-12
at Notre Dame	March 21	0-0-1	Johnson, Barfield (SV)	6th	3.0	5	4-4	0-5
at Notre Dame	March 22	1-0-0	Patel (W)	3rd	6.2	4	2-1	0-7
at Notre Dame	March 23	1-0-0	Gaudette, Paden (W), Spivey	4th	6.0	4	0-0	2-11
at Kennesaw St.	March 25	1-0-0	Ballard (W), Campbell, Royer, Lankie	2nd	6.0	5	3-3	3-9
vs. Clemson	March 28	0-1-0	Patel (L)	6th	4.0	4	4-3	2-4
vs. Clemson	March 29	0-0-0	Lankie, Chicoli	6th	2.0	1	1-1	1-2
vs. Clemson	March 29	0-1-0	Paden, Spivey, Barfield, Gaudette, Campbell, Ballard	3rd	7.0	4	2-1	7-14
vs Mercer	April 1	0-0-0	Chicoli, Campbell, Gaudette, Stanford, Barfield, McMullen	4th	4.0	3	5-4	2-5
at Stanford	April 4	1-0-0	Campbell, Patel (W)	5th	5.0	6	1-1	1-7
at Stanford	April 5	1-0-0	Paden (W)	6th	3.2	6	1-1	1-1
at Stanford	April 6	0-0-0	Chicoli, Royer, Barfield	6th	2.0	2	1-1	1-2
vs. Auburn	April 8	0-1-0	Barfield, Stanford, Ballard, Campbell, Chicoli, Lankie (L), Gaudette	2nd	8.0	5	5-5	9-10

BULLPEN STATS

Player	era	w-l	app	gs	cg	sho	sv	ip	h	r	er	bb	so	2b	3b	hr	b/avg	wp	hp	bk	sfa	sha
Caden Spivey	0.00	1-0	5	0	0	0/0	0	10.1	4	0	0	8	15	0	0	0	.118	0	0	0	0	1
Riley Stanford	0.00	0-0	2	0	0	0/0	0	1.1	1	1	0	1	1	0	0	0	.200	0	1	0	0	0
Jaylen Paden	0.98	3-0	7	0	0	0/0	1	18.1	12	2	2	9	25	1	0	0	.190	1	2	0	0	1
Mason Patel	1.42	8-1	10	0	0	0/0	1	38.0	22	8	6	7	37	5	1	3	.168	1	4	0	2	1
Brett Barfield	2.16	0-0	11	0	0	0/0	1	8.1	7	3	2	4	10	1	0	2	.219	0	2	0	0	0
Kayden Campbell	2.89	1-0	11	0	0	0/0	0	9.1	8	3	3	4	15	2	0	1	.216	3	3	0	0	0
Cooper McMullen	3.68	1-0	7	0	0	0/0	1	7.1	4	3	3	6	5	1	0	1	.174	0	1	0	0	1
Sam Swygert	5.56	0-1	8	0	0	0/0	0	11.1	12	7	7	3	12	4	0	2	.261	1	2	0	1	0
Connor Chicoli	5.79	0-0	5	0	0	0/0	0	4.2	5	3	3	1	4	1	0	0	.278	0	0	0	1	0
Carson Ballard	5.87	1-2	9	0	0	0/0	1	15.1	17	10	10	3	18	5	0	1	.279	0	2	0	1	0
Caden Gaudette	6.39	0-1	12	0	0	0/0	0	12.2	15	9	9	5	20	3	0	2	.300	0	1	0	2	1
Cole Royer	6.75	1-0	8	0	0	0/0	0	6.2	11	5	5	5	9	2	0	0	.393	4	3	0	1	0
Ryan Johnson	6.75	1-0	4	0	0	0/0	0	4.0	4	3	3	0	7	1	0	1	.250	1	2	0	0	0
Alex Hernandez	9.00	0-1	3	0	0	0/0	1	3.0	2	3	3	2	3	0	0	1	.182	0	0	0	0	0
Adam McKelvey	9.00	0-0	2	0	0	0/0	0	1.0	1	1	1	1	1	0	0	0	.333	0	0	0	0	0
Jake Lankie	9.64	0-1	5	0	0	0/0	0	4.2	8	5	5	2	9	2	0	1	.381	0	0	0	0	0
Porter Buursema	13.50	0-0	3	0	0	0/0	0	2.2	3	4	4	3	6	0	0	0	.300	0	4	0	1	0
Joshua Evans	13.50	0-0	2	0	0	0/0	0	0.2	2	4	1	3	1	0	0	0	.400	1	1	0	0	0
Thorpe Musci	27.00	0-0	1	0	0	0/0	0	0.2	1	2	2	1	1	0	0	1	.333	1	0	0	0	0
Totals	3.82	17-7	33	0	0	0/0	6	160.1	139	76	68	68	199	28	1	16	.233	13	28	0	9	5
Opponents	10.12	5-11	33	0	0	0/0	3	145.0	218	195	163	127	138	52	7	27	.350	25	25	3	18	6

2025 OVERALL STATS

@GTBASEBALL
Overall Statistics for Georgia Tech (as of Apr 08, 2025)
(All games Sorted by Batting avg)

Record: 26-7 Home: 16-6 Away: 10-1 ACC: 11-4

Player	avg	gp-gs	ab	r	h	2b	3b	hr	rbi	tb	slg%	bb	hp	so	gdp	ob%	sf	sh	sb-att	po	a	e	fld%	
Kent Schmidt	.415	21-21	82	26	34	11	0	2	26	51	.622	12	3	12	0	.485	4	0	4-4	147	3	0	1.000	
Kyle Lodise	.395	32-32	129	49	51	17	2	13	44	111	.860	24	5	25	1	.500	2	0	7-7	30	72	4	.962	
Carson Kerce	.380	33-32	108	29	41	12	0	1	27	56	.519	18	2	16	1	.466	3	2	5-7	31	67	5	.951	
Drew Burress	.366	33-33	131	48	48	18	1	12	44	104	.794	30	2	21	0	.485	2	0	8-9	70	2	1	.986	
Vahn Lackey	.358	33-33	123	26	44	8	0	3	25	61	.496	13	6	22	3	.429	5	2	11-12	235	27	5	.981	
Caleb Daniel	.350	28-27	103	36	36	11	2	4	21	63	.612	15	5	18	0	.452	1	0	4-4	31	11	0	1.000	
Alex Hernandez	.331	33-33	127	30	42	6	2	9	42	79	.622	24	1	26	2	.427	5	0	3-3	64	35	5	.952	
Parker Brosius	.280	33-30	100	26	28	6	1	1	19	39	.390	17	5	28	0	.400	3	6	14-15	54	1	3	.948	
Tyler Neises	.278	28-18	79	14	22	5	1	1	15	32	.405	15	2	16	1	.402	1	0	4-4	13	1	2	.875	

Nathanael Coupet	.500	8-0	4	3	2	0	0	1	5	5	1.250	0	1	2	0	.600	0	0	0-0	3	0	0	1.000	
John Giesler	.310	16-12	42	12	13	2	0	1	6	18	.429	7	1	11	2	.420	0	0	0-0	48	2	0	1.000	
Connor Shouse	.273	11-2	11	8	3	0	0	1	4	6	.545	1	3	2	0	.467	0	0	1-1	2	0	0	1.000	
Nathan Waugh	.265	18-9	34	11	9	2	0	1	7	14	.412	9	1	12	1	.432	0	0	0-1	0	0	0	.000	
Drew Rogers	.250	14-8	28	6	7	0	0	3	12	16	.571	6	0	16	0	.371	1	1	0-0	87	11	1	.990	
Will Baker	.222	19-7	36	10	8	3	0	1	11	14	.389	5	0	10	1	.302	2	1	0-0	8	19	1	.964	
Cooper McMullen	.000	1-0	0	0	0	0	0	0	0	0	.000	0	0	0	0	.000	0	0	0-0	0	1	0	1.000	
Joshua Evans	.000	13-0	0	2	0	0	0	0	0	0	.000	0	0	0	0	.000	0	0	0-0	5	0	0	1.000	
Totals	.341	33	1137	336	388	101	9	54	308	669	.588	196	37	237	12	.444	29	12	61-67	837	286	31	.973	
Opponents	.245	33	1045	151	256	48	4	29	143	399	.382	130	50	325	17	.352	14	13	19-30	794	249	37	.966	

LOB - Team (281), Opp (264). DPs turned - Team (21), Opp (17). IBB - Team (3), Burress, D 3, Opp (1). Picked off - Kerce, C 2, Hernandez, A 1.

(All games Sorted by Earned run avg)

Player	era	w-l	app	gs	cg	sho	sv	ip	h	r	er	bb	so	2b	3b	hr	b/avg	wp	hp	bk	sfa	sha		
Mason Patel	1.42	8-1	10	0	0	0/0	1	38.0	22	8	6	7	37	5	1	3	.168	1	4	0	2	1		
Brady Jones	3.45	3-0	8	8	0	0/0	0	28.2	23	14	11	23	34	2	0	1	.217	2	7	0	0	2		
Tate McKee	3.66	4-0	8	8	0	0/0	0	39.1	36	22	16	14	49	7	2	3	.248	1	3	1	3	2		

Jaylen Paden	0.98	3-0	7	0	0	0/0	1	18.1	12	2	2	9	25	1	0	0	.190	1	2	0	0	1		
Brett Barfield	2.16	0-0	11	0	0	0/0	1	8.1	7	3	2	4	10	1	0	2	.219	0	2	0	0	0		
Caden Spivey	2.75	2-0	8	3	0	0/0	0	19.2	16	7	6	13	22	1	1	0	.222	1	1	0	1	1		
Kayden Campbell	2.89	1-0	11	0	0	0/0	0	9.1	8	3	3	4	15	2	0	1	.216	3	3	0	0	0		
Cooper McMullen	3.68	1-0	7	0	0	0/0	1	7.1	4	3	3	6	5	1	0	1	.174	0	1	0	0	1		
Riley Stanford	5.47	0-0	9	7	0	0/0	0	24.2	28	20	15	17	29	5	0	5	.295	0	10	0	0	3		
Connor Chicoli	5.52	0-0	8	3	0	0/0	0	14.2	18	9	9	3	9	5	0	1	.316	0	0	0	2	1		
Carson Ballard	5.87	1-2	9	0	0	0/0	1	15.1	17	10	10	3	18	5	0	1	.279	0	2	0	1	0		
Caden Gaudette	6.39	0-1	12	0	0	0/0	0	12.2	15	9	9	5	20	3	0	2	.300	0	1	0	2	1		
Sam Swygert	6.61	1-1	11	3	0	0/0	0	16.1	17	12	12	4	15	5	0	4	.254	2	3	0	1	0		
Cole Royer	6.75	1-0	8	0	0	0/0	0	6.2	11	5	5	5	9	2	0	0	.393	4	3	0	1	0		
Ryan Johnson	6.75	1-0	4	0	0	0/0	0	4.0	4	3	3	0	7	1	0	1	.250	1	2	0	0	0		
Alex Hernandez	7.50	0-1	4	1	0	0/0	1	6.0	3	5	5	3	3	0	0	2	.150	0	1	0	0	0		
Adam McKelvey	9.00	0-0	2	0	0	0/0	0	1.0	1	1	1	1	1	0	0	0	.333	0	0	0	0	0		
Jake Lankie	9.64	0-1	5	0	0	0/0	0	4.2	8	5	5	2	9	2	0	1	.381	0	0	0	0	0		
Porter Buursema	13.50	0-0	3	0	0	0/0	0	2.2	3	4	4	3	6	0	0	0	.300	0	4	0	1	0		
Joshua Evans	13.50	0-0	2	0	0	0/0	0	0.2	2	4	1	3	1	0	0	0	.400	1	1	0	0	0		
Thorpe Musci	27.00	0-0	1	0	0	0/0	0	0.2	1	2	2	1	1	0	0	1	.333	1	0	0	0	0		
Totals	4.16	26-7	33	33	0	0/0	6	279.0	256	151	129	130	325	48	4	29	.245	18	50	1	14	13		
Opponents	9.96	7-26	33	33	0	0/0	3	264.2	388	336	293	196	237	101	9	54	.341	42	37	4	29	12		

PB - Team (7), Rogers, D 5, Lackey, V 2, Opp (10). Pickoffs - Team (2), Stanford, R 1, Lackey, V 1, Opp (3). SBA/ATT - Lackey, V (15-20), Rogers, D (4-10), McKee, T (5-9), Stanford, R (5-8), Royer, C (0-2), Chicoli, C (2-2), Patel, M (2-2), Gaudette, C (2-2), Jones, B (0-1), Hernandez, A (1-1), Spivey, C (1-1), McMullen, C (0-1), Barfield, B (1-1).

2025 ACC STATS

@GTBASEBALL
Conference statistics for Georgia Tech (as of Apr 10, 2025)
(ACC games only Sorted by Batting avg)

Record: 11-4 Home: 3-3 Away: 8-1 ACC: 11-4

Player	avg	gp-gs	ab	r	h	2b	3b	hr	rbi	tb	slg%	bb	hp	so	gdp	ob%	sf	sh	sb-att	po	a	e	fld%	
Kyle Lodise	.418	15-15	67	22	28	8	1	9	24	65	.970	8	1	12	1	.481	1	0	3-3	14	31	1	.978	
John Giesler	.370	11-8	27	10	10	2	0	1	5	15	.556	6	1	8	1	.500	0	0	0-0	33	0	0	1.000	
Carson Kerce	.357	15-15	56	10	20	4	0	0	15	24	.429	9	0	10	0	.433	2	1	3-4	15	30	5	.900	
Kent Schmidt	.357	6-6	28	5	10	4	0	0	5	14	.500	1	0	6	0	.367	1	0	0-0	50	2	0	1.000	
Drew Burress	.349	15-15	63	23	22	10	0	6	15	50	.794	11	1	8	0	.453	0	0	2-2	29	1	1	.968	
Caleb Daniel	.344	15-15	61	22	21	5	2	3	18	39	.639	6	3	14	0	.423	1	0	0-0	20	0	0	1.000	
Vahn Lackey	.339	15-15	59	10	20	3	0	1	13	26	.441	8	0	11	1	.400	3	1	6-7	131	11	4	.973	
Alex Hernandez	.304	15-15	56	15	17	1	2	3	15	31	.554	15	0	15	0	.438	2	0	2-2	37	22	4	.937	
Tyler Neises	.231	14-9	39	5	9	3	0	0	7	12	.308	9	1	9	1	.388	0	0	3-3	5	0	1	.833	
Parker Brosius	.222	15-14	45	12	10	1	0	1	3	14	.311	9	1	11	0	.364	0	4	5-6	22	1	0	1.000	

Nathanael Coupet	1.000	3-0	1	2	1	0	0	1	4	4	4.000	0	1	0	0	1.000	0	0	0-0	2	0	0	1.000	
Connor Shouse	.750	4-1	4	3	3	0	0	1	2	6	1.500	0	0	0	0	.750	0	0	0-0	1	0	0	1.000	
Nathan Waugh	.375	6-2	8	3	3	0	0	0	2	3	.375	3	1	3	0	.583	0	0	0-0	0	0	0	.000	
Will Baker	.167	9-4	18	5	3	1	0	1	6	7	.389	2	0	5	1	.227	2	0	0-0	6	13	1	.950	
Drew Rogers	.000	4-1	2	1	0	0	0	0	0	0	.000	2	0	1	0	.500	0	0	0-0	9	2	0	1.000	
Cooper McMullen	.000	1-0	0	0	0	0	0	0	0	0	.000	0	0	0	0	.000	0	0	0-0	0	0	0	.000	
Joshua Evans	.000	5-0	0	1	0	0	0	0	0	0	.000	0	0	0	0	.000	0	0	0-0	3	0	0	1.000	
Totals	.331	15	534	149	177	42	5	27	134	310	.581	89	10	113	5	.428	12	6	24-27	381	134	18	.966	
Opponents	.255	15	482	71	123	21	2	16	67	196	.407	60	22	142	9	.360	6	9	7-12	377	122	14	.973	

LOB - Team (125), Opp (127). DPs turned - Team (12), Opp (6). IBB - Team (2), Burress, D 2, Opp (1). Picked off - Kerce, C 1, Hernandez, A 1.

(ACC games only Sorted by Earned run avg)

Player	era	w-l	app	gs	cg	sho	sv	ip	h	r	er	bb	so	2b	3b	hr	b/avg	wp	hp	bks	sfa	sha		
Caden Spivey	0.73	2-0	5	1	0	0/0	0	12.1	9	1	1	8	11	0	0	0	.209	0	0	0	0	1		
Jaylen Paden	1.26	2-0	4	0	0	0/0	0	14.1	11	2	2	7	18	1	0	0	.216	1	2	0	0	1		
Mason Patel	2.38	3-1	5	0	0	0/0	1	22.2	16	8	6	5	22	3	1	3	.203	0	3	0	2	1		
Brady Jones	3.38	2-0	5	5	0	0/0	0	18.2	18	9	7	15	18	2	0	0	.250	1	5	0	0	1		
Tate McKee	4.44	2-0	5	5	0	0/0	0	24.1	24	17	12	8	30	4	1	3	.261	0	2	1	3	2		
Riley Stanford	7.94	0-0	4	4	0	0/0	0	11.1	13	12	10	8	14	3	0	4	.289	0	2	0	0	2		

Cooper McMullen	0.00	0-0	2	0	0	0/0	1	1.0	0	0	0	1	0	0	0	0	.000	0	0	0	0	0		
Brett Barfield	1.93	0-0	5	0	0	0/0	1	4.2	5	2	1	0	7	1	0	1	.250	0	1	0	0	0		
Kayden Campbell	2.08	0-0	4	0	0	0/0	0	4.1	5	1	1	1	5	2	0	0	.263	1	2	0	0	0		
Connor Chicoli	3.00	0-0	3	0	0	0/0	0	3.0	3	1	1	0	3	0	0	0	.273	0	0	0	1	0		
Jake Lankie	9.00	0-0	1	0	0	0/0	0	1.0	1	1	1	1	2	0	0	1	.250	0	0	0	0	0		
Cole Royer	9.00	0-0	2	0	0	0/0	0	1.0	2	1	1	2	2	0	0	0	.400	2	2	0	0	0		
Caden Gaudette	9.82	0-1	4	0	0	0/0	0	3.2	6	4	4	2	4	2	0	0	.400	0	0	0	0	1		
Carson Ballard	10.80	0-1	2	0	0	0/0	0	1.2	4	2	2	0	2	1	0	1	.444	0	0	0	0	0		
Sam Swygert	20.25	0-1	2	0	0	0/0	0	2.2	4	6	6	1	4	2	0	2	.333	0	1	0	0	0		
Adam McKelvey	27.00	0-0	1	0	0	0/0	0	0.1	0	1	1	1	0	0	0	0	.000	0	0	0	0	0		
Ryan Johnson	99.00	0-0	1	0	0	0/0	0	0.0	2	3	3	0	0	0	0	1	1.000	0	2	0	0	0		
Totals	4.11	11-4	15	15	0	0/0	3	127.0	123	71	58	60	142	21	2	16	.255	5	22	1	6	9		
Opponents	9.53	4-11	15	15	0	0/0	2	125.2	177	149	133	89	113	42	5	27	.331	17	10	3	12	6		

PB - Team (1), Lackey, V 1, Opp (6). Pickoffs - Team (0), Opp (2). SBA/ATT - Lackey, V (7-11), McKee, T (2-4), Stanford, R (2-3), Patel, M (2-2), Spivey, C (1-1), McMullen, C (0-1), Jones, B (0-1), Rogers, D (0-1).

2025 SEASON SUMMARY

@GTBASEBALL
Games Summary for Georgia Tech (as of Apr 10, 2025)
(All games)

Score by innings	1	2	3	4	5	6	7	8	9	Total
Georgia Tech	40	52	32	27	33	70	42	18	22	336
Opponents	17	13	20	18	12	28	21	11	11	151

Record when ...

Overall	26-7	After 6 leading	20-3
Conference	11-4 trailing	2-3
Non-Conference	15-3 tied	4-1
Home games	16-6	After 7 leading	14-2
Away games	10-1 trailing	2-4
Neutral site	0-0 tied	2-1
Day games	20-4	After 8 leading	14-1
Night games	6-3 trailing	2-6
vs Left starter	12-2 tied	1-0
vs Right starter	14-5		
1-Run games	2-2	Hit 0 home runs	5-2
2-Run games	4-3	... 1 home run	9-3
5+Run games	17-0	... 2+ home runs	12-2
Extra innings	0-0		
Shutouts	0-0	Opponent 0 home runs	14-0
	 1 home run	10-4
Scoring 0-2 runs	0-1 2+ HRs	2-3
..... 3-5 runs	4-2		
..... 6-9 runs	5-3	Made 0 errors	8-5
..... 10+ runs	17-1 1 error	10-0
	 2+ errors	8-2
Opponent 0-2 runs	9-0		
..... 3-5 runs	11-2	Opp. made 0 errors	8-2
..... 6-9 runs	6-3 1 error	9-4
..... 10+ runs	0-2 2+ errors	9-1
Scored in 1st inning	14-4	Out-hit opponent	24-2
Opp. scored in 1st	7-3	Out-hit by opponent	2-3
Scores first	18-3	Hits are tied	0-2
Opp. scores first	8-4		

Record when team scores:

Runs	0	1	2	3	4	5	6	7	8	9	10+
W-L	0-0	0-0	0-1	1-1	2-0	1-1	0-0	2-1	2-2	1-0	17-1

Record when opponent scores:

Runs	0	1	2	3	4	5	6	7	8	9	10+
W-L	0-0	4-0	5-0	5-0	4-2	2-0	4-0	2-0	0-1	0-2	0-2

Record when leading after:

Inn.	1	2	3	4	5	6	7	8
W-L	12-3	18-2	20-2	20-2	22-2	20-3	14-2	14-1

Record when trailing after:

Inn.	1	2	3	4	5	6	7	8
W-L	5-3	5-4	4-4	3-4	3-3	2-3	2-4	2-6

Record when tied after:

Inn.	1	2	3	4	5	6	7	8
W-L	9-1	3-1	2-1	3-1	1-2	4-1	2-1	1-0

Current losing streak: 1
 Longest winning streak: 6
 Longest losing streak: 1

Home attendance : 36777 (22 dates avg = 1671)
 Away attendance : 12350 (11 dates avg = 1122)
 Total attendance: 49127 (33 dates avg = 1488)

2025 SITUATIONAL STATS

@GTBASEBALL
Batting Analysis for Georgia Tech (as of Apr 10, 2025)
(All games Sorted by Player Name)

Player	vs left			vs right			w/runners			w/bases empty			w/bases loaded			as leadoff			fly	gnd	fly/
	h	ab	avg	h	ab	avg	h	ab	avg	h	ab	avg	h	ab	avg	rch	op	pct	out	out	gnd
Will Baker	2	8	.250	6	28	.214	6	27	.222	2	9	.222	1	2	.500	1	5	.200	10	10	1.0
Parker Brosius	6	33	.182	22	67	.328	16	59	.271	12	41	.293	1	4	.250	6	20	.300	32	20	1.6
Drew Burress	15	40	.375	33	91	.363	28	69	.406	20	62	.323	3	6	.500	10	21	.476	37	23	1.6
Nathanael Coupet	1	1	1.000	1	3	.333	2	4	.500	0	0	.000	2	3	.667	0	0	.000	0	0	0.0
Caleb Daniel	9	30	.300	27	73	.370	17	50	.340	19	53	.358	1	1	1.000	10	22	.455	30	21	1.4
John Giesler	6	21	.286	7	21	.333	8	25	.320	5	17	.294	0	3	.000	6	10	.600	9	7	1.3
Alex Hernandez	14	47	.298	28	80	.350	27	76	.355	15	51	.294	2	6	.333	13	28	.464	32	29	1.1
Carson Kerce	13	37	.351	28	71	.394	21	59	.356	20	49	.408	2	6	.333	13	28	.464	36	19	1.9
Vahn Lackey	15	42	.357	29	81	.358	25	68	.368	19	55	.345	1	4	.250	15	38	.395	30	32	0.9
Kyle Lodise	14	40	.350	37	89	.416	21	58	.362	30	71	.423	1	4	.250	32	53	.604	31	21	1.5
Tyler Neises	3	15	.200	19	64	.297	14	51	.275	8	28	.286	2	4	.500	7	15	.467	18	20	0.9
Drew Rogers	2	9	.222	5	19	.263	5	19	.263	2	9	.222	1	2	.500	2	5	.400	2	5	0.4
Kent Schmidt	16	33	.485	18	49	.367	23	55	.418	11	27	.407	1	2	.500	7	12	.583	25	15	1.7
Connor Shouse	2	5	.400	1	6	.167	2	8	.250	1	3	.333	0	2	.000	1	3	.333	0	5	0.0
Nathan Waugh	2	16	.125	7	18	.389	7	25	.280	2	9	.222	0	0	.000	4	8	.500	5	6	0.8
Totals	120	377	.318	268	760	.353	222	653	.340	166	484	.343	18	49	.367	127	268	.474	297	233	1.3
Opponents	18	77	.234	238	968	.246	115	509	.226	141	536	.263	10	37	.270	109	279	.391	220	254	0.9

Player	pinch hitting			w/runners in scoring pos			w/runner on 3r and LT 2 out			with 2 outs			success adv runners			2- rnrns			rch	rch	kl
	h	ab	avg	h	ab	avg	rbi	op	pct	h	ab	avg	adv	op	pct	rbi	w/o	lob	err	fc	kl
Will Baker	1	5	.200	5	15	.333	4	5	.800	3	15	.200	14	32	.438	3	8	12	1	0	0
Parker Brosius	1	1	1.000	10	36	.278	6	9	.667	11	34	.324	42	79	.532	10	14	29	1	5	6
Drew Burress	0	0	.000	18	39	.462	5	7	.714	17	43	.395	45	78	.577	13	9	22	3	7	4
Nathanael Coupet	2	3	.667	2	4	.500	0	0	.000	2	4	.500	2	4	.500	5	0	4	0	0	0
Caleb Daniel	1	1	1.000	8	32	.250	4	7	.571	12	35	.343	30	58	.517	6	8	18	0	3	7
John Giesler	0	2	.000	6	20	.300	1	3	.333	3	14	.214	14	29	.483	5	2	14	2	0	0
Alex Hernandez	0	0	.000	19	56	.339	10	15	.667	12	45	.267	51	89	.573	13	12	38	3	3	6
Carson Kerce	0	0	.000	18	42	.429	11	14	.786	16	40	.400	37	71	.521	12	10	31	1	4	3
Vahn Lackey	0	0	.000	14	38	.368	11	18	.611	13	32	.406	44	79	.557	8	18	21	2	4	12
Kyle Lodise	0	0	.000	12	34	.353	5	7	.714	14	37	.378	35	65	.538	19	6	23	3	4	10
Tyler Neises	1	5	.200	11	37	.297	3	5	.600	5	31	.161	27	56	.482	7	7	21	3	1	9
Drew Rogers	0	0	.000	5	14	.357	3	6	.500	2	12	.167	10	24	.417	3	2	10	0	0	3
Kent Schmidt	0	0	.000	18	36	.500	7	9	.778	10	26	.385	38	62	.613	4	15	18	0	1	4
Connor Shouse	1	5	.200	1	6	.167	1	1	1.000	1	5	.200	6	9	.667	1	0	5	1	2	1
Nathan Waugh	2	5	.400	4	16	.250	2	7	.286	3	11	.273	12	27	.444	4	1	10	0	3	2
Totals	9	27	.333	151	425	.355	73	113	.646	124	384	.323	407	762	.534	113	112	281	20	37	67
Opponents	7	36	.194	72	295	.244	55	79	.696	75	335	.224	253	599	.422	32	65	264	17	34	95

Success Advancing Runners = percentage of times the batter advanced at least one runner during a plate appearance
 #Rnrns Adv w/Out = TOTAL number of runners advanced when the player made an out

TEAM GAME-BY-GAME - Hitting

Date	Opponent	ab	r	h	rbi	2b	3b	hr	tb	bb	ibb	sb	cs	hbp	sac	sf	gdp	k	po	a	e	lob	avg
Feb 14	OLD DOMINION	24	3	3	3	1	0	1	7	5	0	0	0	1	3	0	1	7	27	9	1	6	.125
Feb 15	OLD DOMINION	31	7	6	7	1	0	1	10	7	0	1	0	0	0	0	1	13	27	7	1	7	.164
Feb 16	OLD DOMINION	34	7	11	6	4	0	1	18	3	0	2	0	2	0	2	0	10	27	5	1	10	.225
Feb 18	at Georgia Southern	34	5	9	5	3	0	2	18	4	0	2	1	1	0	0	1	8	27	8	0	7	.236
Feb 21	MARSHALL	31	12	13	11	4	0	3	26	7	0	2	0	0	0	2	0	4	21	5	0	10	.273
Feb 22	MARSHALL	34	2	7	2	3	0	0	10	5	0	0	0	4	0	0	0	2	27	8	0	14	.261
Feb 23	MARSHALL	36	11	15	11	7	0	2	28	1	0	5	0	4	2	2	0	6	27	15	2	10	.286
Feb 24	MARSHALL	33	8	9	7	2	0	0	11	8	0	3	1	2	0	1	1	8	27	9	0	9	.284
Feb 26	WEST GEORGIA	39	16	17	15	4	1	3	32	9	0	6	0	1	0	2	0	6	27	11	0	11	.304
Feb 28	WESTERN MICHIG	38	16	15	16	3	1	4	32	4	0	1	0	2	0	0	0	5	27	9	1	4	.314
Mar 01	WESTERN MICHIG	34	14	18	14	4	0	1	25	3	0	3	0	1	0	2	0	6	21	8	1	8	.334
Mar 02	WESTERN MICHIG	30	13	14	12	7	0	1	24	5	0	3	1	4	0	1	0	4	21	8	0	9	.344
Mar 04	KENNESAW STAT	34	11	13	10	1	0	2	20	6	1	0	0	1	0	2	0	11	27	6	2	8	.347
*Mar 07	at Virginia Tech	35	4	9	4	0	0	0	9	7	0	6	1	0	0	0	0	9	27	7	2	11	.340
*Mar 08	at Virginia Tech	35	5	9	5	3	1	2	20	3	0	0	0	0	1	0	0	9	24	14	0	7	.335
*Mar 09	at Virginia Tech	35	8	11	7	3	1	0	16	7	1	2	1	2	1	1	0	10	27	10	1	11	.333
Mar 11	GEORGIA STATE	29	4	7	4	1	0	1	11	8	0	3	0	0	0	1	1	6	27	13	0	10	.329
*Mar 14	PITTSBURGH	33	10	10	9	2	0	1	15	7	0	1	0	1	1	0	0	3	27	9	0	8	.327
*Mar 15	PITTSBURGH	32	11	12	8	6	0	0	18	10	0	5	0	0	0	2	0	4	21	7	1	13	.330
*Mar 16	PITTSBURGH	37	10	12	10	4	0	4	28	3	0	1	0	3	0	1	1	11	27	12	0	7	.329
Mar 18	GARDNER-WEBB	36	14	13	11	3	0	0	16	8	0	2	0	0	0	1	0	8	27	6	2	7	.331
*Mar 21	at Notre Dame	41	18	17	18	3	1	4	34	12	0	1	0	0	0	1	1	6	24	9	1	12	.336
*Mar 22	at Notre Dame	38	9	13	9	3	1	2	24	2	0	1	0	0	0	1	1	4	27	7	2	5	.336
*Mar 23	at Notre Dame	36	10	9	6	1	0	0	10	7	0	3	0	0	1	0	0	14	27	7	2	7	.332
Mar 25	at Kennesaw State	32	15	12	13	3	0	2	21	10	0	0	0	1	1	1	0	11	21	7	0	9	.334
*Mar 28	CLEMSON	35	7	11	7	3	0	1	17	4	0	1	0	0	1	2	0	7	27	12	3	8	.333
*Mar 29	CLEMSON	36	18	19	16	4	0	6	41	7	0	0	0	2	0	0	1	5	21	7	1	9	.341
*Mar 29	CLEMSON	31	3	5	2	1	0	1	9	5	0	0	1	0	0	0	1	11	27	2	2	6	.335
Apr 01	MERCER	35	21	16	19	5	1	2	29	10	0	3	0	2	0	0	1	3	21	6	2	8	.339
*Apr 04	at Stanford	36	8	10	7	3	0	1	16	6	0	1	0	0	0	0	0	12	27	10	2	7	.337
*Apr 05	at Stanford	36	10	12	9	4	0	1	19	3	0	0	0	1	1	2	0	6	27	13	0	6	.337
*Apr 06	at Stanford	38	18	18	17	2	1	4	34	6	1	2	0	1	0	2	0	2	21	8	1	8	.342
Apr 08	AUBURN	39	8	13	8	3	1	1	21	4	0	1	0	1	0	0	1	6	27	12	0	9	.341
Totals		1137	336	388	308	101	9	54	669	196	3	61	6	37	12	29	12	237	837	286	31	281	.341

TEAM GAME-BY-GAME - Pitching

Date	Opponent	ip	h	r	er	bb	so	2b	3b	hr	wp	bk	hbp	dp	ibb	score	w-l	sv	era
Feb 14	OLD DOMINION	9.0	6	2	1	2	10	1	0	0	0	0	1	2	0	3-2	1-0	0	1.00
Feb 15	OLD DOMINION	9.0	4	3	3	7	16	0	0	0	0	0	2	0	0	7-3	2-0	0	2.00
Feb 16	OLD DOMINION	9.0	9	4	4	5	14	0	0	1	0	0	2	0	0	7-4	3-0	1	2.67
Feb 18	at Georgia Southern	9.0	7	3	3	1	12	2	0	1	0	0	0	0	0	5-3	4-0	2	2.75
Feb 21	MARSHALL	7.0	4	1	1	2	8	1	1	0	0	0	0	0	0	12-1	5-0	2	2.51
Feb 22	MARSHALL	9.0	5	4	4	4	11	0	0	1	0	0	1	0	0	2-4	5-1	2	2.77
Feb 23	MARSHALL	9.0	8	6	4	4	7	3	0	0	0	0	8	0	0	11-6	6-1	2	2.95
Feb 24	MARSHALL	9.0	16	12	12	5	10	3	0	4	1	0	2	0	0	8-12	6-2	2	4.11
Feb 26	WEST GEORGIA	9.0	14	7	7	1	8	3	0	1	2	0	0	1	0	16-7	7-2	2	4.44
Feb 28	WESTERN MICHIG	9.0	8	4	4	2	13	3	0	0	1	0	3	0	0	16-4	8-2	3	4.40
Mar 01	WESTERN MICHIG	7.0	5	1	0	4	11	0	0	0	1	0	1	1	0	14-1	9-2	3	4.07
Mar 02	WESTERN MICHIG	7.0	9	3	3	6	10	2	0	0	2	0	2	1	0	13-3	10-2	3	4.06
Mar 04	KENNESAW STAT	9.0	10	4	3	3	12	2	1	0	2	0	0	0	0	11-4	11-2	3	3.97
*Mar 07	at Virginia Tech	9.0	4	3	2	3	9	2	0	1	0	0	1	0	0	4-3	12-2	3	3.83
*Mar 08	at Virginia Tech	8.0	9	8	8	4	7	3	0	3	1	0	2	1	0	5-8	12-3	3	4.15
*Mar 09	at Virginia Tech	9.0	7	6	5	7	9	1	0	1	0	0	3	0	1	8-6	13-3	4	4.20
Mar 11	GEORGIA STATE	9.0	3	2	2	6	2	1	0	0	0	0	2	1	0	4-2	14-3	4	4.07
*Mar 14	PITTSBURGH	9.0	3	1	1	5	10	1	0	0	1	1	2	0	0	10-1	15-3	4	3.89
*Mar 15	PITTSBURGH	7.0	8	1	1	4	7	2	0	0	0	0	0	2	0	11-1	16-3	5	3.78
*Mar 16	PITTSBURGH	9.0	13	12	12	7	9	4	0	1	1	0	1	0	0	10-12	16-4	5	4.21
Mar 18	GARDNER-WEBB	9.0	7	6	3	3	12	1	0	1	2	0	1	1	0	14-6	17-4	5	4.15
*Mar 21	at Notre Dame	8.0	10	7	7	1	12	0	1	3	0	0	3	1	0	18-7	18-4	6	4.31
*Mar 22	at Notre Dame	9.0	8	5	3	2	12	0	0	1	0	0	1	0	0	9-5	19-4	6	4.25
*Mar 23	at Notre Dame	9.0	6	2	1	3	14	2	0	1	0	0	1	0	0	10-2	20-4	6	4.11
Mar 25	at Kennesaw State	7.0	6	4	4	3	10	3	0	1	1	0	0	1	0	15-4	21-4	6	4.14
*Mar 28	CLEMSON	9.0	11	9	6	3	10	1	0	3	0	0	2	1	0	7-9	21-5	6	4.22
*Mar 29	CLEMSON	7.0	4	2	1	5	8	0	0	1	0	0	1	1	0	18-2	22-5	6	4.13
*Mar 29	CLEMSON	9.0	9	4	.2	8	18	1	0	1	1	0	1	0	0	3-4	22-6	6	4.05
Apr 01	MERCER	7.0	4	5	4	2	7	0	0	2	1	0	2	0	0	21-5	23-6	6	4.08
*Apr 04	at Stanford	9.0	12	6	4	3	11	2	1	0	0	0	0	1	0	8-6	24-6	6	4.07
*Apr 05	at Stanford	9.0	11	3	3	3	3	2	0	0	0	0	3	3	0	10-3	25-6	6	4.04
*Apr 06	at Stanford	7.0	8	2	2	2	3	0	0	0	1	0	1	2	0	18-2	26-6	6	4.00
Apr 08	AUBURN	9.0	8	9	9	10	10	2	0	1	0	0	1	1	0	8-9	26-7	6	4.16
Totals		279.0	256	151	129	130	325	48	4	29	18	1	50	21	1	336-151	26-7	6	4.16

GT BASEBALL CAREER STATS - AT GEORGIA TECH
Will Baker

Year	avg	qp-gs	ab	r	h	2b	3b	hr	rbi	tb	slg%	bb	hbp	so	gdp	ob%	sf	sh	sb-att	po	a	e	fld%
2025	.222	19-7	36	10	8	3	0	1	11	14	.389	5	0	10	1	.302	2	1	0-0	8	19	1	.964
TOTAL	.222	19-7	36	10	8	3	0	1	11	14	.389	5	0	10	1	.302	2	1	0-0	8	19	1	.964

Carson Ballard

Year	avg	qp-gs	ab	r	h	2b	3b	hr	rbi	tb	slg%	bb	hbp	so	gdp	ob%	sf	sh	sb-att	po	a	e	fld%
2024	.000	0-0	0	0	0	0	0	0	0	0	.000	0	0	0	0	.000	0	0	0-0	3	2	3	.625
2025	.000	0-0	0	0	0	0	0	0	0	0	.000	0	0	0	0	.000	0	0	0-0	1	1	0	1.000
TOTAL	.000	0-0	0	0	0	0	0	0	0	0	.000	0	0	0	0	.000	0	0	0-0	4	3	3	.700

Year	era	w-l	app	gs	cg	sho	sv	ip	h	r	er	bb	so	2b	3b	hr	bf	bavg	wp	hbp	bk	sfa	sha
2024	4.41	2-2	13	6	0	0/1	1	34.2	38	22	17	9	26	7	0	6	148	.286	1	2	1	1	3
2025	5.87	1-2	9	0	0	0/0	1	15.1	17	10	10	3	18	5	0	1	67	.279	0	2	0	1	0
TOTAL	4.86	3-4	22	6	0	0/1	2	50.0	55	32	27	12	44	12	0	7	215	.284	1	4	1	2	3

Brett Barfield

Year	avg	qp-gs	ab	r	h	2b	3b	hr	rbi	tb	slg%	bb	hbp	so	gdp	ob%	sf	sh	sb-att	po	a	e	fld%
2024	.000	0-0	0	0	0	0	0	0	0	0	.000	0	0	0	0	.000	0	0	0-0	0	1	1	.500
2025	.000	0-0	0	0	0	0	0	0	0	0	.000	0	0	0	0	.000	0	0	0-0	1	0	0	1.000
TOTAL	.000	0-0	0	0	0	0	0	0	0	0	.000	0	0	0	0	.000	0	0	0-0	1	1	1	.667

Year	era	w-l	app	gs	cg	sho	sv	ip	h	r	er	bb	so	2b	3b	hr	bf	bavg	wp	hbp	bk	sfa	sha
2024	6.75	0-0	16	0	0	0/0	0	16.0	22	15	12	10	18	6	0	1	83	.314	0	3	0	0	0
2025	2.16	0-0	11	0	0	0/0	1	8.1	7	3	2	4	10	1	0	2	38	.219	0	2	0	0	0
TOTAL	5.18	0-0	27	0	0	0/0	1	24.1	29	18	14	14	28	7	0	3	121	.284	0	5	0	0	0

Parker Brosius

Year	avg	qp-gs	ab	r	h	2b	3b	hr	rbi	tb	slg%	bb	hbp	so	gdp	ob%	sf	sh	sb-att	po	a	e	fld%
2023	.182	30-0	11	7	2	0	0	0	1	2	.182	2	0	2	0	.308	0	0	1-1	11	1	0	1.000
2024	.298	46-33	114	31	34	7	1	2	28	49	.430	25	6	20	0	.442	2	3	9-9	66	0	1	.985
2025	.280	33-30	100	26	28	6	1	1	19	39	.390	17	5	28	0	.400	3	6	14-15	54	1	3	.948
TOTAL	.284	109-63	225	64	64	13	2	3	48	90	.400	44	11	50	0	.418	5	9	24-25	131	2	4	.971

Drew Burress

Year	avg	qp-gs	ab	r	h	2b	3b	hr	rbi	tb	slg%	bb	hbp	so	gdp	ob%	sf	sh	sb-att	po	a	e	fld%
2024	.381	58-58	218	73	83	15	3	25	67	179	.821	58	5	37	6	.512	4	0	8-10	146	10	2	.987
2025	.366	33-33	131	48	48	18	1	12	44	104	.794	30	2	21	0	.485	2	0	8-9	70	2	1	.986
TOTAL	.375	91-91	349	121	131	33	4	37	111	283	.811	88	7	58	6	.502	6	0	16-19	216	12	3	.987

Porter Buursema

Year	avg	qp-gs	ab	r	h	2b	3b	hr	rbi	tb	slg%	bb	hbp	so	gdp	ob%	sf	sh	sb-att	po	a	e	fld%
2025	13.50	0-0	3	0	0	0/0	0	2.2	3	4	4	3	6	0	0	0	18	.300	0	4	0	1	0
TOTAL	13.50	0-0	3	0	0	0/0	0	2.2	3	4	4	3	6	0	0	0	18	.300	0	4	0	1	0

GT BASEBALL CAREER STATS - AT GEORGIA TECH
Kayden Campbell

Year	era	w-l	app	gs	cq	sho	sv	ip	h	r	er	bb	so	2b	3b	hr	bf	bavg	wp	hbp	bk	sfa	sha
2025	2.89	1-0	11	0	0	0/0	0	9.1	8	3	3	4	15	2	0	1	44	.216	3	3	0	0	0
TOTAL	2.89	1-0	11	0	0	0/0	0	9.1	8	3	3	4	15	2	0	1	44	.216	3	3	0	0	0

Connor Chicoli

Year	avg	gp-gs	ab	r	h	2b	3b	hr	rbi	tb	slg%	bb	hbp	so	gdp	ob%	sf	sh	sb-att	po	a	e	fld%
2025	.000	0-0	0	0	0	0	0	0	0	0	.000	0	0	0	0	.000	0	0	0-0	1	1	0	1.000
TOTAL	.000	0-0	0	0	0	0	0	0	0	0	.000	0	0	0	0	.000	0	0	0-0	1	1	0	1.000

Year	era	w-l	app	gs	cq	sho	sv	ip	h	r	er	bb	so	2b	3b	hr	bf	bavg	wp	hbp	bk	sfa	sha
2025	5.52	0-0	8	3	0	0/0	0	14.2	18	9	9	3	9	5	0	1	63	.316	0	0	0	2	1
TOTAL	5.52	0-0	8	3	0	0/0	0	14.2	18	9	9	3	9	5	0	1	63	.316	0	0	0	2	1

Nathanael Coupet

Year	avg	gp-gs	ab	r	h	2b	3b	hr	rbi	tb	slg%	bb	hbp	so	gdp	ob%	sf	sh	sb-att	po	a	e	fld%
2025	.500	8-0	4	3	2	0	0	1	5	5	1.250	0	1	2	0	.600	0	0	0-0	3	0	0	1.000
TOTAL	.500	8-0	4	3	2	0	0	1	5	5	1.250	0	1	2	0	.600	0	0	0-0	3	0	0	1.000

Caleb Daniel

Year	avg	gp-gs	ab	r	h	2b	3b	hr	rbi	tb	slg%	bb	hbp	so	gdp	ob%	sf	sh	sb-att	po	a	e	fld%
2025	.350	28-27	103	36	36	11	2	4	21	63	.612	15	5	18	0	.452	1	0	4-4	31	11	0	1.000
TOTAL	.350	28-27	103	36	36	11	2	4	21	63	.612	15	5	18	0	.452	1	0	4-4	31	11	0	1.000

Brett Denby

Year	avg	gp-gs	ab	r	h	2b	3b	hr	rbi	tb	slg%	bb	hbp	so	gdp	ob%	sf	sh	sb-att	po	a	e	fld%
2024	.000	4-0	0	0	0	0	0	0	0	0	.000	0	0	0	0	.000	0	0	0-0	0	1	0	1.000
TOTAL	.000	4-0	0	0	0	0	0	0	0	0	.000	0	0	0	0	.000	0	0	0-0	0	1	0	1.000

Year	era	w-l	app	gs	cq	sho	sv	ip	h	r	er	bb	so	2b	3b	hr	bf	bavg	wp	hbp	bk	sfa	sha
2024	99.00	0-0	1	0	0	0/0	0	0.0	2	2	2	2	0	0	0	0	4	1.000	1	0	0	0	0
TOTAL	99.00	0-0	1	0	0	0/0	0	0.0	2	2	2	2	0	0	0	0	4	1.000	1	0	0	0	0

Joshua Evans

Year	avg	gp-gs	ab	r	h	2b	3b	hr	rbi	tb	slg%	bb	hbp	so	gdp	ob%	sf	sh	sb-att	po	a	e	fld%
2025	.000	13-0	0	2	0	0	0	0	0	0	.000	0	0	0	0	.000	0	0	0-0	5	0	0	1.000
TOTAL	.000	13-0	0	2	0	0	0	0	0	0	.000	0	0	0	0	.000	0	0	0-0	5	0	0	1.000

Year	era	w-l	app	gs	cq	sho	sv	ip	h	r	er	bb	so	2b	3b	hr	bf	bavg	wp	hbp	bk	sfa	sha
2025	13.50	0-0	2	0	0	0/0	0	0.2	2	4	1	3	1	0	0	0	9	.400	1	1	0	0	0
TOTAL	13.50	0-0	2	0	0	0/0	0	0.2	2	4	1	3	1	0	0	0	9	.400	1	1	0	0	0

GT BASEBALL CAREER STATS - AT GEORGIA TECH

Caden Gaudette

Year	avg	gp-gs	ab	r	h	2b	3b	hr	rbi	tb	slg%	bb	hbp	so	gdp	ob%	sf	sh	sb-att	po	a	e	fld%
2024	.000	0-0	0	0	0	0	0	0	0	0	.000	0	0	0	0	.000	0	0	0-0	1	1	0	1.000
2025	.000	0-0	0	0	0	0	0	0	0	0	.000	0	0	0	0	.000	0	0	0-0	0	2	0	1.000
TOTAL	.000	0-0	0	0	0	0	0	0	0	0	.000	0	0	0	0	.000	0	0	0-0	1	3	0	1.000

Year	era	w-l	app	gs	cg	sho	sv	ip	h	r	er	bb	so	2b	3b	hr	bf	bavg	wp	hbp	bk	sfa	sha
2024	5.00	0-0	9	0	0	0/0	0	9.0	9	5	5	4	6	3	0	2	39	.273	1	1	0	0	1
2025	6.39	0-1	12	0	0	0/0	0	12.2	15	9	9	5	20	3	0	2	59	.300	0	1	0	2	1
TOTAL	5.82	0-1	21	0	0	0/0	0	21.2	24	14	14	9	26	6	0	4	98	.289	1	2	0	2	2

John Giesler

Year	avg	gp-gs	ab	r	h	2b	3b	hr	rbi	tb	slg%	bb	hbp	so	gdp	ob%	sf	sh	sb-att	po	a	e	fld%
2020	.250	3-0	4	0	1	0	0	0	0	1	.250	0	0	2	0	.250	0	0	0-0	0	2	0	1.000
2022	.323	22-6	31	6	10	1	0	1	8	14	.452	5	3	11	1	.450	1	0	0-0	20	0	0	1.000
2023	.333	47-41	156	34	52	13	2	8	37	93	.596	23	4	28	3	.422	4	0	3-3	234	24	6	.977
2024	.282	41-41	156	34	44	17	1	10	43	93	.596	20	5	37	8	.379	1	0	0-0	161	36	2	.990
2025	.310	16-12	42	12	13	2	0	1	6	18	.429	7	1	11	2	.420	0	0	0-0	48	2	0	1.000
TOTAL	.308	129-100	389	86	120	33	3	20	94	219	.563	55	13	89	14	.406	6	0	3-3	463	64	8	.985

Alex Hernandez

Year	avg	gp-gs	ab	r	h	2b	3b	hr	rbi	tb	slg%	bb	hbp	so	gdp	ob%	sf	sh	sb-att	po	a	e	fld%
2025	.331	33-33	127	30	42	6	2	9	42	79	.622	24	1	26	2	.427	5	0	3-3	64	35	5	.952
TOTAL	.331	33-33	127	30	42	6	2	9	42	79	.622	24	1	26	2	.427	5	0	3-3	64	35	5	.952

Year	era	w-l	app	gs	cg	sho	sv	ip	h	r	er	bb	so	2b	3b	hr	bf	bavg	wp	hbp	bk	sfa	sha
2025	7.50	0-1	4	1	0	0/0	1	6.0	3	5	5	3	3	0	0	2	24	.150	0	1	0	0	0
TOTAL	7.50	0-1	4	1	0	0/0	1	6.0	3	5	5	3	3	0	0	2	24	.150	0	1	0	0	0

Ryan Johnson

Year	avg	gp-gs	ab	r	h	2b	3b	hr	rbi	tb	slg%	bb	hbp	so	gdp	ob%	sf	sh	sb-att	po	a	e	fld%
------	-----	-------	----	---	---	----	----	----	-----	----	------	----	-----	----	-----	-----	----	----	--------	----	---	---	------

Year	era	w-l	app	gs	cg	sho	sv	ip	h	r	er	bb	so	2b	3b	hr	bf	bavg	wp	hbp	bk	sfa	sha
2025	6.75	1-0	4	0	0	0/0	0	4.0	4	3	3	0	7	1	0	1	18	.250	1	2	0	0	0
TOTAL	6.75	1-0	4	0	0	0/0	0	4.0	4	3	3	0	7	1	0	1	18	.250	1	2	0	0	0

Brady Jones

Year	avg	gp-gs	ab	r	h	2b	3b	hr	rbi	tb	slg%	bb	hbp	so	gdp	ob%	sf	sh	sb-att	po	a	e	fld%
2025	.000	0-0	0	0	0	0	0	0	0	0	.000	0	0	0	0	.000	0	0	0-0	0	6	1	.857
TOTAL	.000	0-0	0	0	0	0	0	0	0	0	.000	0	0	0	0	.000	0	0	0-0	0	6	1	.857

Year	era	w-l	app	gs	cg	sho	sv	ip	h	r	er	bb	so	2b	3b	hr	bf	bavg	wp	hbp	bk	sfa	sha
2025	3.45	3-0	8	8	0	0/0	0	28.2	23	14	11	23	34	2	0	1	138	.217	2	7	0	0	2
TOTAL	3.45	3-0	8	8	0	0/0	0	28.2	23	14	11	23	34	2	0	1	138	.217	2	7	0	0	2

GT BASEBALL CAREER STATS - AT GEORGIA TECH

Carson Kerce

Year	avg	gp-gs	ab	r	h	2b	3b	hr	rbi	tb	slg%	bb	hbp	so	gdp	ob%	sf	sh	sb-att	po	a	e	fld%
2024	.282	50-35	131	27	37	5	0	2	25	48	.366	21	4	36	4	.392	2	6	2-2	27	74	5	.953
2025	.380	33-32	108	29	41	12	0	1	27	56	.519	18	2	16	1	.466	3	2	5-7	31	67	5	.951
TOTAL	.326	83-67	239	56	78	17	0	3	52	104	.435	39	6	52	5	.426	5	8	7-9	58	141	10	.952

Vahn Lackey

Year	avg	gp-gs	ab	r	h	2b	3b	hr	rbi	tb	slg%	bb	hbp	so	gdp	ob%	sf	sh	sb-att	po	a	e	fld%
2024	.214	36-26	84	14	18	2	0	4	15	32	.381	12	3	18	4	.330	1	3	1-1	237	18	3	.988
2025	.358	33-33	123	26	44	8	0	3	25	61	.496	13	6	22	3	.429	5	2	11-12	235	27	5	.981
TOTAL	.300	69-59	207	40	62	10	0	7	40	93	.449	25	9	40	7	.389	6	5	12-13	472	45	8	.985

Jake Lankie

Year	avg	gp-gs	ab	r	h	2b	3b	hr	rbi	tb	slg%	bb	hbp	so	gdp	ob%	sf	sh	sb-att	po	a	e	fld%
2025	.000	0-0	0	0	0	0	0	0	0	0	.000	0	0	0	0	.000	0	0	0-0	0	0	1	.000
TOTAL	.000	0-0	0	0	0	0	0	0	0	0	.000	0	0	0	0	.000	0	0	0-0	0	0	1	.000

Year	era	w-l	app	gs	cq	sho	sv	ip	h	r	er	bb	so	2b	3b	hr	bf	bavq	wp	hbp	bk	sfa	sha
2025	9.64	0-1	5	0	0	0/0	0	4.2	8	5	5	2	9	2	0	1	23	.381	0	0	0	0	0
TOTAL	9.64	0-1	5	0	0	0/0	0	4.2	8	5	5	2	9	2	0	1	23	.381	0	0	0	0	0

Kyle Lodise

Year	avg	gp-gs	ab	r	h	2b	3b	hr	rbi	tb	slg%	bb	hbp	so	gdp	ob%	sf	sh	sb-att	po	a	e	fld%
2025	.395	32-32	129	49	51	17	2	13	44	111	.860	24	5	25	1	.500	2	0	7-7	30	72	4	.962
TOTAL	.395	32-32	129	49	51	17	2	13	44	111	.860	24	5	25	1	.500	2	0	7-7	30	72	4	.962

Tate McKee

Year	avg	gp-gs	ab	r	h	2b	3b	hr	rbi	tb	slg%	bb	hbp	so	gdp	ob%	sf	sh	sb-att	po	a	e	fld%
2024	.000	0-0	0	0	0	0	0	0	0	0	.000	0	0	0	0	.000	0	0	0-0	2	6	0	1.000
2025	.000	0-0	0	0	0	0	0	0	0	0	.000	0	0	0	0	.000	0	0	0-0	2	6	0	1.000
TOTAL	.000	0-0	0	0	0	0	0	0	0	0	.000	0	0	0	0	.000	0	0	0-0	4	12	0	1.000

Year	era	w-l	app	gs	cq	sho	sv	ip	h	r	er	bb	so	2b	3b	hr	bf	bavq	wp	hbp	bk	sfa	sha
2024	7.28	4-5	18	8	0	0/1	1	47.0	47	39	38	28	61	12	2	9	219	.257	3	4	1	2	2
2025	3.66	4-0	8	8	0	0/0	0	39.1	36	22	16	14	49	7	2	3	167	.248	1	3	1	3	2
TOTAL	5.63	8-5	26	16	0	0/1	1	86.1	83	61	54	42	110	19	4	12	386	.253	4	7	2	5	4

Adam McKelvey

Year	avg	gp-gs	ab	r	h	2b	3b	hr	rbi	tb	slg%	bb	hbp	so	gdp	ob%	sf	sh	sb-att	po	a	e	fld%
2025	9.00	0-0	2	0	0	0/0	0	1.0	1	1	1	1	1	0	0	0	4	.333	0	0	0	0	0
TOTAL	9.00	0-0	2	0	0	0/0	0	1.0	1	1	1	1	1	0	0	0	4	.333	0	0	0	0	0

GT BASEBALL CAREER STATS - AT GEORGIA TECH

Cooper McMullen

Year	avg	gp-gs	ab	r	h	2b	3b	hr	rbi	tb	slg%	bb	hbp	so	gdp	ob%	sf	sh	sb-att	po	a	e	fld%
2025	.000	1-0	0	0	0	0	0	0	0	0	.000	0	0	0	0	.000	0	0	0-0	0	1	0	1.000
TOTAL	.000	1-0	0	0	0	0	0	0	0	0	.000	0	0	0	0	.000	0	0	0-0	0	1	0	1.000

Year	era	w-l	app	gs	cq	sho	sv	ip	h	r	er	bb	so	2b	3b	hr	bf	bavg	wp	hbp	bk	sfa	sha
2025	3.68	1-0	7	0	0	0/0	1	7.1	4	3	3	6	5	1	0	1	31	.174	0	1	0	0	1
TOTAL	3.68	1-0	7	0	0	0/0	1	7.1	4	3	3	6	5	1	0	1	31	.174	0	1	0	0	1

Thorpe Musci

Year	avg	gp-gs	ab	r	h	2b	3b	hr	rbi	tb	slg%	bb	hbp	so	gdp	ob%	sf	sh	sb-att	po	a	e	fld%
------	-----	-------	----	---	---	----	----	----	-----	----	------	----	-----	----	-----	-----	----	----	--------	----	---	---	------

Year	era	w-l	app	gs	cq	sho	sv	ip	h	r	er	bb	so	2b	3b	hr	bf	bavg	wp	hbp	bk	sfa	sha
2025	27.00	0-0	1	0	0	0/0	0	0.2	1	2	2	1	1	0	0	1	4	.333	1	0	0	0	0
TOTAL	27.00	0-0	1	0	0	0/0	0	0.2	1	2	2	1	1	0	0	1	4	.333	1	0	0	0	0

Tyler Neises

Year	avg	gp-gs	ab	r	h	2b	3b	hr	rbi	tb	slg%	bb	hbp	so	gdp	ob%	sf	sh	sb-att	po	a	e	fld%
2024	.143	10-0	7	0	1	0	0	0	1	1	.143	1	0	4	0	.250	0	0	0-0	3	1	0	1.000
2025	.278	28-18	79	14	22	5	1	1	15	32	.405	15	2	16	1	.402	1	0	4-4	13	1	2	.875
TOTAL	.267	38-18	86	14	23	5	1	1	16	33	.384	16	2	20	1	.390	1	0	4-4	16	2	2	.900

Jaylen Paden

Year	avg	gp-gs	ab	r	h	2b	3b	hr	rbi	tb	slg%	bb	hbp	so	gdp	ob%	sf	sh	sb-att	po	a	e	fld%
2025	.000	0-0	0	0	0	0	0	0	0	0	.000	0	0	0	0	.000	0	0	0-0	1	2	0	1.000
TOTAL	.000	0-0	0	0	0	0	0	0	0	0	.000	0	0	0	0	.000	0	0	0-0	1	2	0	1.000

Year	era	w-l	app	gs	cq	sho	sv	ip	h	r	er	bb	so	2b	3b	hr	bf	bavg	wp	hbp	bk	sfa	sha
2025	0.98	3-0	7	0	0	0/0	1	18.1	12	2	2	9	25	1	0	0	75	.190	1	2	0	0	1
TOTAL	0.98	3-0	7	0	0	0/0	1	18.1	12	2	2	9	25	1	0	0	75	.190	1	2	0	0	1

Mason Patel

Year	avg	gp-gs	ab	r	h	2b	3b	hr	rbi	tb	slg%	bb	hbp	so	gdp	ob%	sf	sh	sb-att	po	a	e	fld%
2024	.000	0-0	0	0	0	0	0	0	0	0	.000	0	0	0	0	.000	0	0	0-0	3	4	0	1.000
2025	.000	0-0	0	0	0	0	0	0	0	0	.000	0	0	0	0	.000	0	0	0-0	1	4	0	1.000
TOTAL	.000	0-0	0	0	0	0	0	0	0	0	.000	0	0	0	0	.000	0	0	0-0	4	8	0	1.000

Year	era	w-l	app	gs	cq	sho	sv	ip	h	r	er	bb	so	2b	3b	hr	bf	bavg	wp	hbp	bk	sfa	sha
2024	8.25	2-3	14	5	0	0/0	0	36.0	54	33	33	16	32	9	0	6	175	.362	2	4	0	5	1
2025	1.42	8-1	10	0	0	0/0	1	38.0	22	8	6	7	37	5	1	3	145	.168	1	4	0	2	1
TOTAL	4.74	10-4	24	5	0	0/0	1	74.0	76	41	39	23	69	14	1	9	320	.271	3	8	0	7	2

Drew Rogers

Year	avg	gp-gs	ab	r	h	2b	3b	hr	rbi	tb	slg%	bb	hbp	so	gdp	ob%	sf	sh	sb-att	po	a	e	fld%
2025	.250	14-8	28	6	7	0	0	3	12	16	.571	6	0	16	0	.371	1	1	0-0	87	11	1	.990
TOTAL	.250	14-8	28	6	7	0	0	3	12	16	.571	6	0	16	0	.371	1	1	0-0	87	11	1	.990

Cole Royer

Year	avg	gp-gs	ab	r	h	2b	3b	hr	rbi	tb	slg%	bb	hbp	so	gdp	ob%	sf	sh	sb-att	po	a	e	fld%
2025	.000	0-0	0	0	0	0	0	0	0	0	.000	0	0	0	0	.000	0	0	0-0	1	0	0	1.000
TOTAL	.000	0-0	0	0	0	0	0	0	0	0	.000	0	0	0	0	.000	0	0	0-0	1	0	0	1.000

Year	era	w-l	app	gs	cq	sho	sv	ip	h	r	er	bb	so	2b	3b	hr	bf	bavg	wp	hbp	bk	sfa	sha
2025	6.75	1-0	8	0	0	0/0	0	6.2	11	5	5	5	9	2	0	0	37	.393	4	3	0	1	0
TOTAL	6.75	1-0	8	0	0	0/0	0	6.2	11	5	5	5	9	2	0	0	37	.393	4	3	0	1	0

GT BASEBALL CAREER STATS - AT GEORGIA TECH
Kent Schmidt

Year	avg	gp-gs	ab	r	h	2b	3b	hr	rbi	tb	slg%	bb	hbp	so	gdp	ob%	sf	sh	sb-att	po	a	e	fld%
TOTAL	.415	21-21	82	26	34	11	0	2	26	51	.622	12	3	12	0	.485	4	0	4-4	147	3	0	1.000

Connor Shouse

Year	avg	gp-gs	ab	r	h	2b	3b	hr	rbi	tb	slg%	bb	hbp	so	gdp	ob%	sf	sh	sb-att	po	a	e	fld%
2025	.273	11-2	11	8	3	0	0	1	4	6	.545	1	3	2	0	.467	0	0	1-1	2	0	0	1.000
TOTAL	.273	11-2	11	8	3	0	0	1	4	6	.545	1	3	2	0	.467	0	0	1-1	2	0	0	1.000

Caden Spivey

Year	avg	gp-gs	ab	r	h	2b	3b	hr	rbi	tb	slg%	bb	hbp	so	gdp	ob%	sf	sh	sb-att	po	a	e	fld%
2025	.000	0-0	0	0	0	0	0	0	0	0	.000	0	0	0	0	.000	0	0	0-0	0	2	0	1.000
TOTAL	.000	0-0	0	0	0	0	0	0	0	0	.000	0	0	0	0	.000	0	0	0-0	0	2	0	1.000

Year	era	w-l	app	gs	cq	sho	sv	ip	h	r	er	bb	so	2b	3b	hr	bf	bavg	wp	hbp	bk	sfa	sha
2025	2.75	2-0	8	3	0	0/0	0	19.2	16	7	6	13	22	1	1	0	88	.222	1	1	0	1	1
TOTAL	2.75	2-0	8	3	0	0/0	0	19.2	16	7	6	13	22	1	1	0	88	.222	1	1	0	1	1

Riley Stanford

Year	avg	gp-gs	ab	r	h	2b	3b	hr	rbi	tb	slg%	bb	hbp	so	gdp	ob%	sf	sh	sb-att	po	a	e	fld%
2023	.200	2-0	5	1	1	0	0	0	0	1	.200	0	0	4	0	.200	0	0	0-0	0	0	0	.000
2024	.000	2-0	2	0	0	0	0	0	0	0	.000	0	0	1	0	.000	0	0	0-0	0	1	0	1.000
2025	.000	0-0	0	0	0	0	0	0	0	0	.000	0	0	0	0	.000	0	0	0-0	1	7	1	.889
TOTAL	.143	4-0	7	1	1	0	0	0	0	1	.143	0	0	5	0	.143	0	0	0-0	1	8	1	.900

Year	era	w-l	app	gs	cq	sho	sv	ip	h	r	er	bb	so	2b	3b	hr	bf	bavg	wp	hbp	bk	sfa	sha
2024	5.94	2-1	19	0	0	0/1	1	16.2	22	15	11	12	18	3	0	3	88	.319	1	5	0	0	2
2025	5.47	0-0	9	7	0	0/0	0	24.2	28	20	15	17	29	5	0	5	125	.295	0	10	0	0	3
TOTAL	5.66	2-1	28	7	0	0/1	1	41.1	50	35	26	29	47	8	0	8	213	.305	1	15	0	0	5










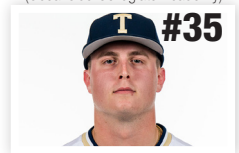




Sam Swygert

Year	avg	gp-gs	ab	r	h	2b	3b	hr	rbi	tb	slg%	bb	hbp	so	gdp	ob%	sf	sh	sb-att	po	a	e	fld%
2025	.000	0-0	0	0	0	0	0	0	0	0	.000	0	0	0	0	.000	0	0	0-0	0	2	1	.667
TOTAL	.000	0-0	0	0	0	0	0	0	0	0	.000	0	0	0	0	.000	0	0	0-0	0	2	1	.667

Nathan Waugh

Year	avg	gp-gs	ab	r	h	2b	3b	hr	rbi	tb	slg%	bb	hbp	so	gdp	ob%	sf	sh	sb-att	po	a	e	fld%
2025	.265	18-9	34	11	9	2	0	1	7	14	.412	9	1	12	1	.432	0	0	0-1	0	0	0	.000
TOTAL	.265	18-9	34	11	9	2	0	1	7	14	.412	9	1	12	1	.432	0	0	0-1	0	0	0	.000

TV/RADIO ROSTER

**PARKER BROSIUS**OF • R/L • 6-2 • 193 • Jr.
Suwanee, Ga. (Lambert HS)**KYLE LODISE**INF • R/R • 5-11 • 180 • Jr.
Brunswick, Ga. (Augusta)**CARSON KERCE**INF • R/R • 6-1 • 200 • Soph.
Marietta, Ga. (Pope HS)**ALEX HERNANDEZ**RHP/INF • R/R • 6-2 • 188 • Fr.
Cumming, Ga. (Forsyth Central)**COOPER MCMULLEN**RHP • R/R • 6-3 • 186 • Fr.
Bonaire, Ga. (Tattnall Square Academy)**CALEB DANIEL**UTL • L/R • 5-11 • 183 • Fr.
Cartersville, Ga. (Cartersville HS)**WILL BAKER**INF • L/R • 6-0 • 188 • Fr.
Upper Coomera, Queensland, Australia**DREW BURRESS**OF • R/R • 5-9 • 182 • Soph.
Houston County, Ga. (Houston Co. HS)**CONNOR SHOUSE**RHP/INF • R/R • 6-1 • 175 • Fr.
Jasper, Ga. (Pickens Co. HS)**KENT SCHMIDT**INF • L/R • 6-0 • 221 • Soph.
Marietta, Ga. (Georgia Southern)**SAM SWYBERT**RHP • R/R • 6-1 • 215 • 5th
Springfield, SC (The Citadel)**CAYDEN SHEFFIELD**OF • R/R • 6-1 • 184 • Fr.
Dallas, Ga. (North Paulding HS)**RILEY STANFORD**RHP • R/R • 6-4 • 236 • R-So.
Gainesville, Ga. (Buford HS)**ETHAN MURRAY**INF • R/R • 6-2 • 195 • Fr.
Buford, Ga. (Buford HS)**COLE ROYER**RHP • R/R • 6-5 • 185 • Fr.
Waynesville, Ga. (Pierce Co. HS)**NATHANAEL COUPE**C/OF • R/R • 5-11 • 205 • Soph.
Boynton Beach, Fl. (North Broward Prep)**CADEN SPIVEY**RHP • R/R • 6-2 • 195 • Jr.
Vidalia, Ga. (Notre Dame)**JOHN GIESLER**INF • R/R • 6-3 • 224 • 6th
Marietta, Ga. (Walton HS)**TATE MCKEE**RHP • R/R • 6-3 • 203 • Soph.
Kennesaw, Ga. (Mount Paran Christian)**JOSHUA EVANS**LHP • S/L • 6-3 • 187 • Fr.
Lawrenceville, Ga. (Peachtree Ridge HS)**VAHN LACKEY**C/INF • R/R • 6-1 • 213 • Soph.
Suwanee, Ga. (Collins Hill HS)**RYAN JOHNSON**RHP • R/R • 6-4 • 168 • Fr.
Dallas, Ga. (Cartersville HS)**BRETT DENBY**INF • R/R • 5-11 • 180 • Jr.
New Albany, Ind. (Jefferson HS)**JACKSON SOBEL**LHP • L/L • 6-2 • 186 • Soph.
Charleston, SC
(Oceanside Collegiate Academy)**MASON PATEL**RHP • R/R • 6-1 • 210 • 5th
Knoxville, Tenn. (Georgia State)**PORTER BURSEMA**RHP • R/R • 6-1 • 198 • Soph.
Woodstock, Ga. (Georgia Southern)**JACKSON BLAKELY**RHP • R/R • 6-0 • 211 • Fr.
Thomaston Ga. (Upson-Lee HS)**BRETT BARFIELD**LHP • L/L • 6-1 • 198 • Jr.
Cumming, Ga. (Florida State)**DREW ROGERS**C • R/R • 6-1 • 220 • Fr.
Tempe, Ariz. (Hamilton HS)**JAKE LANKIE**RHP • R/R • 6-2 • 200 • Soph.
Alpharetta, Ga. (Georgia)**THORPE MUSCI**RHP • R/R • 6-0 • 201 • Fr.
Lilburn, Ga. (Parkview HS)**CADEN GAUDETTE**RHP • R/R • 6-0 • 207 • R-So.
Alpharetta, Ga. (Milton HS)**CARSON BALLARD**RHP • R/R • 6-4 • 197 • Jr.
Alpharetta, Ga. (Wesleyan HS)**TYLER NEISES**UTL • L/R • 6-3 • 220 • Soph.
Dalton, Ga. (Dalton HS)**NATHAN WAUGH**C • R/R • 6-5 • 230 • 5th
Placentia, Calif. (Cornell)**JAYLEN PADEN**RHP • R/R • 5-10 • 195 • 5th
Atlanta, Ga. (Georgia Southern)**CONNOR CHICOLI**RHP • R/R • 6-3 • 185 • Fr.
Raleigh, NC (Pro5 Baseball Academy)**KAYDEN CAMPBELL**LHP • R/L • 6-2 • 205 • Jr.
Cincinnati, Ohio (Louisville)**ADAM MCKELVEY**LHP • L/L • 6-3 • 229 • Fr.
Roswell, Ga. (Roswell HS)**BRADY JONES**RHP • R/R • 6-0 • 204 • Jr.
Decatur, Ga. (Georgia State)