



2025 Georgia Tech Softball Information Guide

Georgia Tech Communications & Public Relations

@GTathletics
www.RamblinWreck.com

COMMUNICATIONS & PR

INFORMATION



MIKE FLYNN
 Assistant AD
 Communications & Public Relations



MIKE STAMUS
 Associate Director
 Communications & Public Relations



LIZ RYAN
 Associate Director
 Communications & Public Relations



KENDRA TOMAN
 Assistant Director
 Communications & Public Relations



ANTHONY BRANDT
 Assistant Director
 Communications & Public Relations



MADDIE JOINER
 Postgraduate Intern
 Communications & Public Relations

GEORGIA TECH ATHLETICS COMMUNICATIONS & PUBLIC RELATIONS

Arthur B. Edge Jr. Intercollegiate Athletics Center
 150 Bobby Dodd Way NW, Atlanta, GA 30332
Phone: 404-894-5445 | www.RamblinWreck.com

COMMUNICATIONS & PUBLIC RELATIONS

MIKE FLYNN Assistant AD / Communications & Public Relations
Responsibilities: Football
Office: 404-894-5445 | **Cell:** 828-964-6406 | **Email:** mflynn@athletics.gatech.edu

MIKE STAMUS Associate Director
Responsibilities: Men's Basketball, Golf, Football Credentials
Office: 404-894-5445 | **Cell:** 404-218-9723 | **Email:** mstamus@athletics.gatech.edu

LIZ RYAN Associate Director
Responsibilities: Women's Basketball, Women's Tennis
Office: 404-894-5445 | **Cell:** 404-431-9619 | **Email:** lryan@athletics.gatech.edu

KENDRA TOMAN Assistant Director
Responsibilities: Softball, Volleyball
Office: 404-630-7098 | **Cell:** 610-730-5148 | **Email:** ktoman@athletics.gatech.edu

ANTHONY BRANDT Assistant Director
Responsibilities: Football², Baseball
Office: 404-894-5445 | **Cell:** 817-757-6979 | **Email:** abrandt@athletics.gatech.edu

MADDIE JOINER Postgraduate Intern
Responsibilities: Track and Field, Cross Country, Men's Tennis, Men's Basketball², Swimming & Diving
Cell: 706-332-3455 | **Email:** mjoiner@athletics.gatech.edu

QUICK FACTS & TABLE OF CONTENTS

THE INSTITUTE

Official Name	Georgia Institute of Technology
Enrollment	45,296
Location	Atlanta, Ga.
Founded	1885
Nicknames	Rambling Wreck, Yellow Jackets
Mascots	Buzz; 1930 Model "A" Ford
Colors	Old Gold and White
Institute Website	www.gatech.edu
Athletics Website	www.ramblinwreck.com
Facility	Mewborn Field (1,500)
Conference	Atlantic Coast
President	Dr. Angel Cabrera
Director of Athletics	J Batt
Senior Women's Administrator	Joeleen Akin

COACHING STAFF

Head Coach	Aileen Morales
Alma Mater, Year	Georgia Tech, 2009
Record at Tech/Years	187-158 / Eighth Season
Career Record/Years	300-263 / 12th year
Assistant Coach/ Hitting Coach	Deven Boland
Alma Mater, Year	Iowa, 2019
Year at Tech	Second
Assistant Coach/Pitching Coach	Erin Dixson
Alma Mater, Year	Eckerd College, 2015 & LSU 2018
Year at Tech	Second
Assistant Coach	Megan Hill
Alma Mater, Year	Univ. Southern Miss., 2010 & Univ. West Georgia, 2013
Year at Tech	First
Director of Operations	Mya Knuteson
Alma Mater, Year	Wisconsin, 2021
Year at Tech	First

FACILITY INFORMATION

Stadium	Mewborn Field
Capacity	1,500
Outfield Dimensions	190 ft. down the lines
.....	220 ft. at centerfield
Surface	Grass

2025 PREVIEW

Starters Returning/Lost	5/3
Pitchers Returning/Lost	4/2
Newcomers	10 (8 freshmen, 2 transfers)

SOFTBALL HISTORY

First Year	1987
All-Time Record	1,155-919-2 (.556)
NCAA Tournament App/Last	12/2022
NCAA Tournament Record	20-24

2024 SEASON REVIEW

Overall Record	32-23
ACC Record/Place	13-13/6th
Final USA Today/NFCA Ranking	NR
ESPN.COM/USA Softball Ranking	NR

TABLE CONTENTS

The Institute/Table of Contents	1
Follow Georgia Tech Softball	2-3
Team Information & TV/Radio Roster	4-5
Mewborn Field	6-7

MEET THE TEAM

Edgmon & Connelly	9
Gailey & Coffield	10
Vukadinovich & Tucker	11
Hunter & Studebaker	12
Norton & Minghini	13
Voyles & Gottlieb	14
Simon, Watts, Martineau, Willer	15
Leschber, Anders, Patterson, Harris, Furniss, Booker	16
Head Coach Aileen Morales	17
Assistant Coaches	18
Support Staff	19
Institute President and Faculty Athletics Representative	20
Director of Athletics and Sport Administrator	21

HISTORY

All-Americans & National Honors	23
ACC Athletic Honors	24
Academic Honors, Georgia Tech Sports Hall of Fame & Pro Jackets	25-26
All-Time Letterwinners	27
All-Time Coaches	28
Year-by-Year Results	29-41
ACC/NCAA Tournament Results	42
Series History	43-55

RECORDS

Career Records	57
Season Individual Records	58
Season Team Records	59
Single Game Records	59
Season Leaders	60-63
Team Year-by-Year Statistics	64-65
2024 Schedule	66

FOLLOW GEORGIA TECH SOFTBALL

CREDENTIALS

Credential requests should be made to Kendra Toman via phone (404-630-7098) or email (ktoman@athletics.gatech.edu) at least 24 hours in advance.

INTERVIEWS

All interview requests for head coach Aileen Morales or any Georgia Tech softball player should be directed to Kendra Toman in the communications and public relations office. Players and coaches are not available on gameday until after the conclusion of the game.

POST-GAME PROCEDURE

No formal press conference is held following a Georgia Tech softball game. Coaches and players may be made available upon request following a brief team meeting at the conclusion of the game. No interviews will be allowed between games of a doubleheader, but will be conducted after the second game. All interview requests should be directed to Kendra Toman.

PRACTICE COVERAGE

Media wishing to attend a practice should contact Kendra Toman at least one day in advance. All interviews will take place after practice at Mewborn Field.

2025 SCHEDULE

Feb. 7	Belmont \$	4 p.m.	Atlanta, Ga.
	Eastern Kentucky \$	6:30 p.m.	Atlanta, Ga.
Feb. 8	Western Kentucky \$	4 p.m.	Atlanta, Ga.
	Eastern Kentucky \$	6:30 p.m.	Atlanta, Ga.
Feb. 9	Western Kentucky \$	2 p.m.	Atlanta, Ga.
Feb. 12	Kennesaw State	6 p.m.	Kennesaw, Ga.
Feb. 14	Bradley &	5:30 p.m.	Starkville, Miss.
Feb. 15	North Texas &	3 p.m.	Starkville, Miss.
	Bradley &	5:30 p.m.	Starkville, Miss.
Feb. 16	Southern Illinois &	11:30 a.m.	Starkville, Miss.
	Mississippi State &	2 p.m.	Starkville, Miss.
Feb. 19	Troy	TBA	Troy, Ala.
Feb. 21	Kentucky %	1:30 p.m.	Atlanta, Ga.
	Coastal Carolina %	4 p.m.	Atlanta, Ga.
Feb. 22	Kentucky %	3:30 p.m.	Atlanta, Ga.
	Coastal Carolina %	6:00 p.m.	Atlanta, Ga.
Feb. 23	Dayton (DH) %	11 a.m./1:30 p.m.	Atlanta, Ga.
Feb. 25	Kennesaw State	5 p.m.	Atlanta, Ga.
Feb. 28	Stanford *	5 p.m.	Atlanta, Ga.
March 1	Stanford *	3 p.m.	Atlanta, Ga.
March 2	Stanford *	1 p.m.	Atlanta, Ga.
March 7	NC State *	5 p.m.	Atlanta, Ga.
March 8	NC State *	3 p.m.	Atlanta, Ga.
March 9	NC State *	1 p.m.	Atlanta, Ga.
March 12	Auburn	6 p.m.	Atlanta, Ga.
March 14	Cal *	6 p.m.	Berkeley, Calif.
March 15	Cal *	3 p.m.	Berkeley, Calif.
March 16	Cal *	1 p.m.	Berkeley, Calif.
March 18	St. Mary's	TBA	Moraga, Calif.
March 21	Pitt *	6 p.m.	Pittsburgh, Pa.
March 22	Pitt *	3 p.m.	Pittsburgh, Pa.
March 23	Pitt *	1 p.m.	Pittsburgh, Pa.
March 25	Mercer	6 p.m.	Atlanta, Ga.
March 27	OSU ^	7 p.m.	Atlanta, Ga.
March 28	OSU ^	6 p.m.	Atlanta, Ga.
March 30	Penn State ^	11 a.m.	Atlanta, Ga.
April 1	Georgia Southern	5 p.m.	Atlanta, Ga.
April 4	Syracuse *	6 p.m.	Atlanta, Ga.
April 5	Syracuse *	3 p.m.	Atlanta, Ga.
April 6	Syracuse *	1 p.m.	Atlanta, Ga.
April 8	Jacksonville State	6 p.m.	Jacksonville, Ala.
April 11	North Carolina *	5 p.m.	Chapel Hill, N.C.
April 12	North Carolina *	2 p.m.	Chapel Hill, N.C.
April 13	North Carolina *	12 p.m.	Chapel Hill, N.C.
April 18	Florida State *	6 p.m.	Tallahassee, Fla.
April 19	Florida State *	1 p.m.	Tallahassee, Fla.
April 20	Florida State *	11 a.m.	Tallahassee, Fla.
April 22	Georgia	8 p.m.	Atlanta, Ga.
April 25	Clemson *	6 p.m.	Atlanta, Ga.
April 26	Clemson *	4 p.m.	Atlanta, Ga.
April 27	Clemson *	1 p.m.	Atlanta, Ga.
May 7-10	ACC Tournament	TBD	Brighton, Mass.
May 29	NCAA Regionals	TBD	TBD

* Denotes ACC game

\$ Denotes Buzz Classic

& Denotes Snowman Classic (Hosted by Mississippi State)

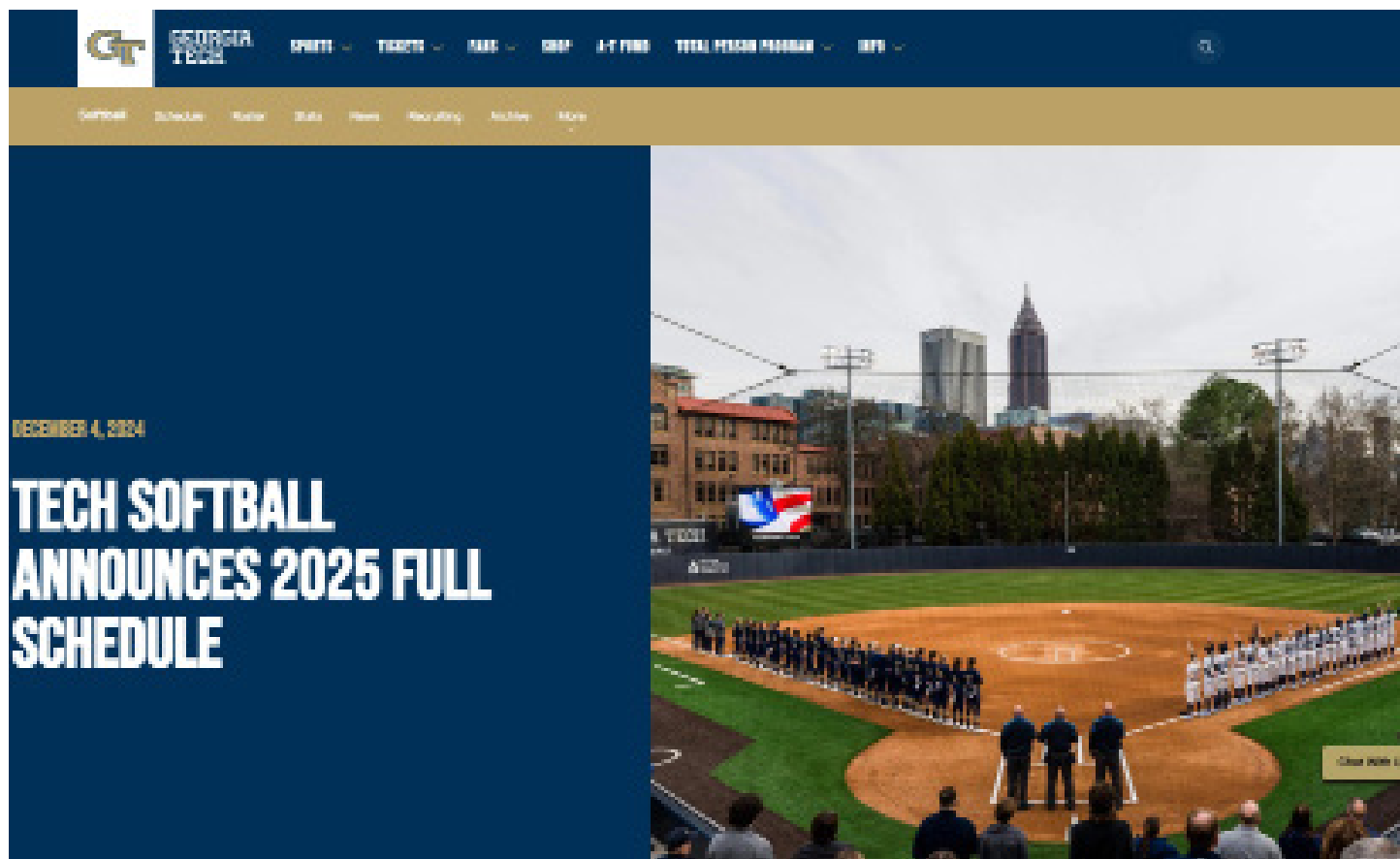
% Denotes I-75 Tournament

^ Denotes Bye Week Tournament

All times Eastern and subject to change

Home games are in bold, italics

FOLLOW GEORGIA TECH SOFTBALL



INFORMATION

Follow the Georgia Tech softball team all season long through a variety of outlets including www.RamblinWreck.com, Facebook, Twitter, YouTube and Instagram. Fans can follow the home contests on ACC Network Extra.



Georgia Tech Softball



@GatechSoftball



GaTechSoftball



Georgia Tech Yellow Jackets

2025 ROSTER INFORMATION

INFORMATION

PRONUNCIATION GUIDE

Aileen	I-lean
Coffield	CAW-field
Connelly	CON-uh-lee
Edgmon	Edge-min
Eliana Gottlieb...	El-EE-ah-nu Got-LEEB
Jaidyn Stuebaker.....	Jay-den Stew-deh-baker
Martineau	Martin-oh
Minghini	Min-gih-nee
Voyles	VOY-Ils
Vukadinovich.....	Voo-kuh-DIN-oh-vich

BREAKDOWN BY CLASS

Graduate Seniors (6): Grace Connelly, Ella Edgmon, Eliana Gottlieb, Emma Minghini, Kinsey Norton, Sophia Voyles

Juniors (5): Jayden Gailey, Reese Hunter, Addison Leschber, Jaidyn Stuebaker, Paige Vukadinovich

Sophomores (2): Makayla Coffield, Gracyn Tucker

Freshmen (9): Emma Simon, Sydnie Watts, Lillian Martineau, Alyssa Willer, Camden Anders, Caroline Patterson, Tymber Harris, Madison Furniss, Kaya Booker

NO.	NAME	POS.	HT.	YR	B/T	HOMETOWN/LAST SCHOOL
1	Ella Edgmon	OF	5-5	SR	L/R	Dunlap, Tenn./Sequatchie County HS
3	Grace Connelly	INF	5-4	SR	R/R	Suwanee, Ga./North Gwinnett HS
4	Jayden Gailey	INF	5-7	JR	R/R	Lavonia, Ga./Franklin County HS
5	Makayla Coffield	LHP	5-3	SO	L/L	Fayetteville, Ga. / Whitewater HS
6	Eliana Gottlieb	OF	5-7	SR	L/L	Newport Beach, Calif./ Oregon State University
7	Emma Simon	INF	5-7	FR	R/R	Atlanta, Ga./ Marist School
9	Sydnie Watts	RHP	5-8	FR	R/R	Youngstown, Ohio/Austin Fitch HS
10	Lillian Martineau	INF	5-8	FR	L/R	Harwinton, Conn./Lewis Mills HS
11	Alyssa Willer	OF	5-8	FR	R/R	Bethlehem, Ga./ Apalachee HS
13	Addison Leschber	INF	5-8	JR	L/L	Thrall, Texas/University of Minnesota
17	Paige Vukadinovich	OF	5-11	JR	L/R	Munster, Ind./Munster HS
19	Gracyn Tucker	INF	5-10	SO	R/R	Marietta, Ga./Lassiter HS
21	Camden Anders	LHP	5-9	FR	L/L	Valdosta, Ga./Lowndes HS
22	Reese Hunter	C	5-3	JR	R/R	Roswell, Ga./Roswell HS
23	Jaidyn Stuebaker	P	5-9	JR	R/R	Wheat Ridge, Colo./Flatirons Academy
24	Kinsey Norton	RHP	6-2	SR	R/R	Woodstock, Ga./Etowah HS
25	Caroline Patterson	C	5-4	FR	R/R	Macon, Ga./Tattnall Square Academy
28	Emma Minghini	UTL	5-10	SR	L/L	Rock Springs, Ga./Gordon Lee HS
32	Tymber Harris	RHP	5-11	FR	R/R	Vidalia, Ga./Vidalia HS
50/00	Maddie Furniss	RHP	5-8	FR	R/R	Southington, Conn./ Southington HS
88	Sophia Voyles	RHP	5-7	SR	R/R	Dalton, Ga./Coahulla Creek HS
99	Kaya Booker	OF	5-11	FR	R/R	Alpharetta, Ga./Chattahoochee HS

COACHING STAFF

Head Coach – Aileen Morales (Eighth Season; Georgia Tech, 2009) – Coaches 3rd Base

Assistant Coach – Erin Dixon (Second Season; Eckerd College, 2015 & LSU, 2018) – Pitching Coach

Assistant Coach – Deven Boland (Second Season; University of Montevallo, 2014) – Hitting Coach

Assistant Coach – Megan Hill (First Season; University of Southern Mississippi 2010)



GEORGIA TECH[®]

SOFTBALL

TV/RADIO ROSTER

INFORMATION



#1

ELLA EDGMON

OF • L/R • 5-5 • Sr.
 Dunlap, Tenn./Sequatchie
 County HS



#3

GRACE CONNELLY

INF • R/R • 5-4 • Sr.
 Suwanee, Ga./North
 Gwinnett HS



#4

JAYDEN GAILEY

IF • R/R • 5-7 • Jr.
 Lavonia, Ga./Franklin
 County HS



#5

MAKAYLA COFFIELD

LHP • L/L • 5-3 • So.
 Fayetteville, Ga. /
 Whitewater HS



#6

ELIANA GOTTLIEB

OF • L/L • 5-7 • Sr.
 Newport Beach Calif. /
 Oregon State



#7

EMMA SIMON

INF • R/R • 5-7 • Fr.
 Atlanta, Ga./Marist School



#9

SYDNIIE WATTS

RHP • R/R • 5-8 • Fr.
 Youngstown, Ohio/
 Austintown Fitch HS



#10

LILLIAN MARTINEAU

INF • L/R • 5-8 • Fr.
 Harwinton, Conn./
 Lewis Mills HS



#11

ALYSSA WILLER


OF • R/R • 5-8 • Fr.
 Bethlehem, Ga./
 Apalachee HS



#13

ADDISON LESCHBER

INF • L/L • 5-8 • Jr.
 Thrall, Texas/ University of
 Minnesota



#17

PAIGE VUKADINOVICH


OF • L/R • 5-11 • Jr.
 Munster, Ind./Munster HS



#19

GRACYN TUCKER

INF • R/R • 5-10 • So.
 Marietta, Ga. / Lassiter HS



#21

CAMDEN ANDERS

LHP • L/L • 5-9 • Fr.
 Valdosta, Ga./Lowndes HS



#22

REESE HUNTER

C • R/R • 5-3 • Jr.
 Roswell, Ga./Roswell HS



#23

JAIIDYN STUDEBAKER

RHP • R/R • 5-9 • Jr.
 Wheat Ridge, Colo./
 Flatirons Academy



#24

KINSEY NORTON

RHP • R/R • 6-2 • Sr.
 Woodstock, Ga./Etowah
 HS



#25

CAROLINE PATTERSON

C • R/R • 5-6 • Fr.
 Macon, Ga./Tattnall Square
 Academy



#28

EMMA MINGHINI

UTL • L/L • 5-10 • Sr.
 Rock Springs, Ga./Gordon
 Lee HS



#32

TYMBER HARRIS

RHP • R/R • 5-11 • Fr.
 Vidalia, Ga./ Vidalia HS



#50/00

MADISON FURNISS

RHP • R/R • 5-8 • Fr.
 Southington, Conn./
 Southington HS



#88

SOPHIA VOYLES


RHP • R/R • 5-7 • Sr.
 Dalton, Ga./Coahulla Creek
 HS



#99

KAYA BOOKER

OF • R/R • 5-11 • Fr.
 Alpharetta, Ga./
 Chattahoochee HS




AILEEN MORALES

Head Coach - 8th Season
 Tech Record: 187-158
 Career: 12th Season
 Career Record: 300-263



ERIN DIXON

Assistant/Pitching Coach
 2nd Season



DEVEN BOLAND

Assistant/Hitting Coach
 2nd Season



MEGAN HILL

Assistant Coach/ Recruiting
 Coordinator
 1st Season



MYA KNUTESON

Director of Operations
 1st Season

MEWBORN FIELD


INFORMATION

Shirley Clements Mewborn Field is one of the premier softball facilities in the nation. The \$4.9 million on-campus home of the Yellow Jackets was officially dedicated on March 10, 2009. It is named after Shirley Clements Mewborn, one of the first two women to receive a degree from Georgia Tech.

In its first two years at Mewborn Field, Georgia Tech hosted an NCAA Regional and was featured on ESPN. In 2009, Mewborn Field and the Jackets played host to the Atlanta Super Regional against eventual national champion Washington, which was televised on ESPN and in 2010 the entire Atlanta Regional was broadcast in HD on ESPN and ESPN2.

Mewborn Field is a state-of-the-art facility nestled at the corner of Fowler and Eighth Streets on the Georgia Tech Campus. Some of the features include:

- Backstop netting that was extended in 2017 above the dugouts to increase fan safety.
- A capacity of 1,500, including nearly 600 chair backs. Whether it's in the main grandstand or in a standing room area, each spot at Mewborn Field gives you a feeling like you are on top of the action, as well as a spectacular view of the Atlanta skyline, especially at night.
- New backstop and outfield padding that was installed for the 2016 season.
- Press box with separate TV and radio broadcast booths.
- Raised grassy hills on each baseline giving fans a unique perspective.
- Bullpen for each team with ample space for two pitchers to warm-up.
- Indoor facility down the left field line with three batting cages. Retractable batting cage nets were added for the 2017 season. The surface is the same as the infield, allowing pitchers and infielders to work out during inclement weather.
- Completed in time for the 2011 season is the team building. Located just behind the indoor facility, this building features a locker room, coaches' locker room and offices, umpire room, meeting rooms, video room and a training room.
- For the 2018 season the Yellow Jackets played under a videoboard for the first time. The Daktronics display measures 22-by-16.5 feet.



MEWBORN FIELD



FAST FACTS

- Officially Dedicated: March 10, 2009
- First Game: Tech defeated UT Martin, 2-1
- First Batter: Tech pitcher Tiffany Johnson struck out UTM's Jenny Bain
- First Hit: Jenny Bain, UT Martin (top of the fourth inning)
- First Georgia Tech Hit: Jen Yee (bottom of the fourth inning)
- First Home Run: Jenny Bain, UT Martin (top of the fourth inning)
- First Georgia Tech Home Run: Kristen Adkins (bottom of the fifth inning)
- First Winning Pitcher: Tiffany Johnson, Georgia Tech
- Dimensions: 190 feet down the lines, 220 to dead center
- Capacity: 1,500 (586 chair-backs)
- Cost: \$4.99 Million
- Drainage: The rain that falls on the grounds is channeled into a 42,000-gallon underground cistern beyond right field. If full, the cistern can keep the field watered for two to three weeks without rain.
- Lighting System: Musco Sports Lighting System
- Admission: Season tickets - \$100; Single-game tickets - Ranging from \$2-\$5
- Parking: Free parking is available on a first-come, first-served basis in the McCamish Pavilion lot, pending other Georgia Tech events.

INFORMATION

Meet The Team

Student-Athlete Profiles	9-16
Coaches, Graduate Manager & Support Staff	17-19
Institute President & Faculty Athletics Rep	20
Director of Athletics & Sport Administrator	21

STUDENT-ATHLETE PROFILES

Returners



1 ELLA EDMON

Senior | Outfielder | L/R | 5-5
Dunlap, Tenn. | Sequatchie County HS

As a Junior (2024): Played in all 54 of Tech's 55 games in the 2024 season, all of which she started in the outfield ... Finished her junior season sporting 45 runs, 52 hits, six doubles, two home runs, good for 13 RBI and 20 total bases ... Ended the season with the second most stolen bases (9) ... Had a season-high performance against Georgia St. (2/21/24) with three hits, one double, two RBI, and two stolen bases ... Recorded a season high four putouts five times through the 2024 season including during Tech's 6-2 win against Virginia Tech in the ACC Championship Quarterfinals ... Defensively totaled 78 putouts, good for a .976 fielding percentage

As a Sophomore (2023): Appeared in 45 games, making 36 starts in the outfield, primarily in center field ... Led the Jackets in stolen bases with 18 through the season, ranking seventh in the ACC in stolen bases per game ... Improved to a .306 average at the plate and a .394 on-base percentage for her sophomore campaign, both marks that ranked top five on the squad ... Came away with 26 hits, five doubles and her second career home run for 12 RBI and a .400 slugging percentage ... Landed ninth on the SportsCenter Top 10 for a diving catch in center field in a 13-11 (10), extra-inning victory over Pitt (April 15) ... Was the most efficient Yellow Jacket of the Pitt series, batting .556 as she went 5-for-9 ... In game two against the Panthers, swatted a crucial two-RBI double to spark a seven-run rally before belting what proved to be the game-winning solo shot in the top of the 10th ... Finished the season on a three-game hitting streak ... Totaled seven multi-hit games ... Went a perfect 3-for-3 with a double to tie her single-game career high in hits against Virginia Tech (March 18).

As a Freshman (2022): Appeared in all 56 games, starting in 54 in center field ... Batted .238 in her first collegiate season, tallying 31 hits for three doubles, one triple, one home run and 27 RBI with 25 runs scored ... Second on the squad with 13 stolen bases ... Averaged a .251 on-base percentage and .300 slugging percentage, picking up 17 walks and 39 total bases ... Defensively, totaled 65 putouts for a .970 fielding percentage ... Top five on the team in RBI and total bases ... Set career high of three hits twice in a 6-4 win over Penn State (Feb. 25) and a 17-5 win over Louisville (March 19) ... In the victory over the Cardinals, also went yard for the first time in her career, scoring three runs for seven total bases and picking up three RBI, all career highs ... Later tied her top RBI mark of three in a 14-2 thrashing of Boston College (April 9) ... Knocked her first career triple in the season-opening 4-1 win over Saint Joseph's (Feb. 11) ... Six multi-hit games on the season.

High School: Helped Sequatchie County High School to district championships in her freshman and sophomore seasons. A two-time all-district honoree and two-time Best of Preps honoree by Chattanooga Times Free Press, Edgmon was also a three-time national Player of the Week by Extra Inning Softball. She owns the school record for career stolen bases, and tied the school record with four stolen bases in a game in the state tournament in 2019. She is majoring in business at Georgia Tech.

HONORS AND AWARDS

- 2024 Academic All-ACC
- 2023 All-ACC Academic Team
- 2022 ACC Honor Roll

CAREER STATISTICS

YEAR	AVG	GP-GS	AB	R	H	2B	3B	HR	RBI	BB	SO	SB-ATT	FLD %
2022	.238	56-54	130	25	31	3	1	1	27	17	21	13-15	.970
2023	.306	45-36	85	19	26	5	0	1	12	10	19	18-19	.982
2024	.317	54-54	165	45	52	6	0	2	13	20	25	9-12	.976
TOTAL	.288	155-144	380	89	109	14	1	4	52	47	65	40-46	.975



3 GRACE CONNELLY

Senior | Infielder | R/R | 5-4
Suwanee, Ga. | North Gwinnett HS

As a Junior (2024): Appeared in 30 games, starting in nine of them ... Finished her junior season with seven runs, seven hits, one double, one home run, good for six RBI and 11 total bases ... Slammed a home run and recorded a season-high three RBI to help Tech beat No. 3 seed Virginia Tech 6-2 in the Quarterfinals of the ACC Championship (5/9/24)

As a Sophomore (2023): Played in all 53 games, starting in 52 of them at second base ... Led the Jackets with a two grand slams ... Tied for second on the squad in hits with 39 ... Ranked third on the team with six doubles and 31 RBI on the season ... Batted .242 for the year, also blasting six home runs and picking up a triple for 21 runs scored ... Slugged .404 with a .289 on-base percentage for the year ... Nine multi-hit games ... Barreled a pair of home runs in the I-75 Tournament, including her first career grand slam in a 12-2 (5), mercy-rule victory over UNI (March 3) ... Hammered her second grand slam of the season in a 6-1 triumph over Georgia State (April 18) ... Piling up eight RBI once over a week's span ... Laced a go-ahead solo shot in the top of the seventh in game two against then No. 10 Duke ... Reached as high as a six-game hitting streak ... Batted .438 as she went 7-for-16 with a double, a triple and seven RBI in the Queen City Classic ... Set and tied a single-game career high of four RBI in a 9-8 victory over Kent State along with her grand slam outings against Georgia State and UNI.

As a Freshman (2022): Appeared in 38 games, starting in 30 ... Started 17 games at second, 12 in the outfield and one as designated player ... Batted .260 on the season with 26 hits for three doubles one triple, one home run, 13 RBI, 15 runs scored and 34 total bases ... Averaged a .330 on-base percentage and a .340 slugging percentage while drawing nine walks ... Defensively, totaled 43 putouts and 19 assists for a .984 fielding percentage ... Blasted a two-run home run for her first collegiate hit in the form of a mercy-rule, walkoff against Mercer for a 9-1 victory (Feb. 15) ... Her four total bases against Mercer marked a career-high ... Swatted her first career triple against Louisville (March 18) ... Tallied a career-high three RBI in a 9-1 mercy-rule victory over Georgia State (Feb. 23) ... Five multi-hit games.

High School: Attended North Gwinnett High School, where she helped lead the team to two regional titles in 2017 and 2019, and state runner-up in 2020. The middle infielder earned all-county honors in her junior and senior seasons, and was named a GADC Senior All-State Game selection in 2020. She ranked No. 64 nationally in the Extra Inning Softball 2021 Extra Elite 100, where she was also tabbed the No. 50 middle-infielder in the country. Connelly is majoring in industrial engineering.

HONORS AND AWARDS

- 2024 All-ACC Academic Team
- 2023 CSC Academic All-District
- 2023 All-ACC Academic Team
- 2023 ACC Academic Honor Roll
- 2022 ACC Honor Roll

CAREER STATISTICS

YEAR	AVG	GP-GS	AB	R	H	2B	3B	HR	RBI	BB	SO	SB-ATT	FLD %
2022	.260	38-30	100	15	26	3	1	1	13	9	15	0-0	.984
2023	.242	53-52	161	21	39	6	1	6	31	8	22	0-0	.962
2024	.179	30-9	39	7	7	1	0	1	6	6	5	0-0	.947
TOTAL	.249	121-91	300	43	72	10	2	8	50	23	42	0-0	.967

STUDENT-ATHLETE PROFILES

Returners

INFORMATION



4 JAYDEN GAILEY

Junior | Infielder | R/R | 5-7
Lavonia, Ga. | Franklin County HS


As a Sophomore (2024): Appeared in 38 games, starting in 26 of them ... Batted .308 through her sophomore season alongside 15 runs, 24 hits, eight doubles, five home runs, good for 22 RBI and 47 total bases ... Had a season high two hits, three times in the 2024 season with the most recent being against Virginia (4/26/24) ... Hit two doubles against Alabama St. (4/10/24) to earn a season high three RBI

As a Freshman (2023): Appeared in all 14 games as a pinch hitter ... Picked up her first career hit in the form of a two-RBI double that helped propel Tech to its first ACC win of the season, downing Virginia 5-2 (March 11) ... Drew six walks, pushing home three RBI through the year while batting .143 ... Averaged a .571 on-base percentage.

High School: Came to The Flats from Lavonia, Ga., where she was a four-year letter winner as a first baseman and pitcher for Franklin County High School. Ranked as the No. 46 prospect and No. 6 first baseman in the nation by Extra Inning Softball, Gailey helped lead the Lions to a state championship in 2018 and regional championships in 2020 and 2021. Individually, the highly touted recruit has raked in a multitude of awards being named GACA State Player of the Year twice, Region Player of the Year three times, Region Pitcher of the Year and GACA First Team All-State. Gailey has also competed in the 2021 GADC All-Star Game. In Franklin County's record books, Gailey is the all-time leader in school history with 31 homeruns. The future Jacket totaled 49 wins, 187 hits, 51 doubles, 154 RBI and 73 walks for a .510 batting average throughout her high school career. Upon arriving at Georgia Tech, Gailey plans to major in business administration.

CAREER STATISTICS

YEAR	AVG	GP-GS	AB	R	H	2B	3B	HR	RBI	BB	SO	SB-ATT	FLD %
2023	.143	14-0	7	0	1	1	0	0	3	6	4	0-0	.000
2024	.308	38-26	78	15	24	8	0	5	22	9	16	0-0	.992
TOTAL	.294	52-36	85	15	25	9	0	5	25	15	20	0-0	.992



5 MAKAYLA COFFIELD

Sophomore | Pitcher | L/L | 5-3
Fayetteville, Ga. | Whitewater HS

As a Freshman (2024): Made 13 appearances in the circle and threw a total 16 strikeouts across 23.1 innings in the 2024 season ... Had her first collegiate appearance against Villanova (2/9/24) where she pitched 1.0 innings ... Earned her first collegiate strikeouts (2) against LSU (2/15/24) ... Recorded two saves, the first being Tech's 5-1 win against Syracuse (3/28/24) and the second being Tech's 6-2 win over Virginia Tech in the Quarterfinals of the ACC Championship (5/9/24)

High School: Captain and four-year letter winner as a pitcher, outfielder and first baseman for Whitewater High School ... Came in as the No. 21 prospect in the nation according to Extra Inning Softball ... Aided the Wildcats in four postseason runs, including region championships in 2019 and 2022 ... Pushed her squad along to the Elite Eight in 2019, followed by a Final Four run in 2020 before finishing as state runner up in 2022 ... Garnered multiple honors as she was named all-state last season and has been selected to both all-region and all-county teams in each of the last four years ... Competed in a senior all-star game ... Posted a 0.36 ERA with 237 punchouts and a .077 batting average against, allowing just six runs on 30 hits with 18 walks in 118.1 innings of work in 2022 ... Amassed 544 career strikeouts over the course of her career ... On the travel circuit, played alongside teammate Gracie Hillman on the Birmingham Thunderbolts as she tossed 22 shutout innings without allowing a walk, surrendering just five hits while compiling 30 strikeouts last season ... Also hurled a pair of combined no hitters along with a perfect game ... Was a member of the National Honor Society, National Science Honor Society, National Social Studies Honor Society, Beta Club and School Ambassadors ... Was vice president of the HOSA, a four-time honoree on high honor roll and in the top one percent of her 2023 class ... Majoring in biomedical engineering at Georgia Tech.

CAREER STATISTICS

YEAR	ERA	W-L	APP-GS	CG	SHO	SV	IP	H	R	ER	BB	SO	BAVG
2024	5.70	0-0	13-0	0	0/0	2	23.1	26	23	19	14	16	.280
TOTAL	5.70	0-0	13-0	0	0/0	2	23.1	26	23	19	14	16	.280

STUDENT-ATHLETE PROFILES

Returners



17

PAIGE VUKADINOVICH

Junior | Outfielder | L/R | 5-11
Munster, Ind. | Munster HS

As a Sophomore (2024): Appeared in 47 games, making 37 starts during her sophomore season... finished the 2024 season with a .313 batting average along with 15 runs, 30 hits, six doubles, six RBI and 38 total bases ... Had a season high three hits against UNC Greensboro (2/23/24) ... Hit two doubles against Northwestern (2/17/24) Recorded a season-high four putouts in Tech's 4-1 win against NC State Finished the 2024 season with a .938 fielding percentage

As a Freshman (2023): Played in 40 games through the season, starting in 24 of them in the outfield ... Finished her freshman season with a .271 batting average by way of 19 hits, a double and two triples for 11 RBI and 17 runs scored ... Slugged .343 with a .354 on-base percentage for the year ... Stole seven bases and drew nine walks ... Never made an error with 30 putouts ... Went 2-for-3 for a career-high three RBI with her first career triple in her collegiate debut during the season opener against UConn (Feb. 10) ... Recognized by NCAA softball for a diving catch in a 3-0 victory over Pitt (April 16) ... Strung together as high as a four-game hitting streak and a 10-game streak of reaching base ... Went 2-for-4 for a pair of RBI in a 10-(5) mercy-rule triumph at Georgia State (Feb. 14) ... Finished 2-for-2 with a double and two RBI in a 12-2 run-rule win over UNI (March 3).

High School: Came to Georgia Tech from Munster, Ind., where she was a four-year letter winner in center field for Munster High School. The future Yellow Jacket came in as the No. 25 prospect and No. 10 outfielder in the nation according to Extra Inning Softball after aiding the Mustangs to a pair of conference championships. Individually, Vukadinovich garnered multiple honors as she was named First Team All-Conference twice, First Team All-Area and Second Team All-Area. The lauded recruit currently owns multiple school records for the Mustangs, placing third in school history in a single season in batting average (.479), hits (45) and RBI (36). She set the school record for triples in a season (6) and tied it the following season while also breaking the program record for single season hits (52) and batting average (.520). A two-time honor roll recipient, Vukadinovich intends to major in business at Georgia Tech.

CAREER STATISTICS

YEAR	AVG	GP-GS	AB	R	H	2B	3B	HR	RBI	BB	SO	SB-ATT	FLD %
2023	.271	40-24	70	17	19	1	2	0	11	9	16	7-11	1.000
2024	.316	47-37	95	15	30	6	1	0	6	7	12	3-5	.938
TOTAL	.297	87-61	165	32	49	7	3	0	17	16	28	10-16	.958



19

GRACYN TUCKER

Sophomore | Infield | R/R | 5-10
Marietta, Ga. | Lassiter HS

As a Freshman (2024): Appeared in nine games during her freshman campaign ... made her first career appearance against Alabama (2/9/24) ... Batted .471 through her first collegiate season recording five runs, eight hits, one double, two home runs, four RBI and 15 total bases ... Recorded her first career home run against Georgia St. alongside a career high three hits, two runs, six total bases, and one assist (2/21/24) ... Marked her first career hit and run scored with a home run against Longwood (2/11/24)

High School: A four-year letter winner splitting time at third, second and shortstop for Lassiter High School in Marietta, Ga. ... Came in as the No. 41 prospect in the nation according to Extra Inning Softball ... Helped propel the Trojans to back-to-back 6A state championships, gathering a wealth of personal accolades in the process ... Individual recognitions include being named a USA Softball All-American twice, 2021 6A Player of the Year, MVP of Lassiter High School twice and all-state, all-region and all-county four times apiece ... Also selected for 2021 high school all-star games ... Over the course of her high school career, batted .409 with a .453 on-base percentage, a 1.117 OPS and a .472 average with runners in scoring position ... Compiled 146 runs, 184 hits, 40 doubles and 134 RBI in 138 games ... On the travel circuit, competed for Bombers Fastpitch ... Academically, Tucker is a member of the National Honor Society ... Majoring in business at Georgia Tech.

CAREER STATISTICS

YEAR	AVG	GP-GS	AB	R	H	2B	3B	HR	RBI	BB	SO	SB-ATT	FLD %
2024	.417	9-4	17	5	8	1	0	2	4	1	1	0-0	.889
TOTAL	.417	9-4	17	5	8	1	0	2	4	1	1	0-0	.889

STUDENT-ATHLETE PROFILES

Returners

INFORMATION



22 REESE HUNTER

Junior | Catcher | R/R | 5-3
Roswell, Ga. | Roswell HS

As a Sophomore (2024): Appeared in 53 games, starting in 51 of them ... Batted .275 through her sophomore season alongside 20 runs, 39 hits, five doubles, nine home runs, good for 25 RBI and 71 total bases ... Notched a season high three hits against Louisiana Tech (4/6/24) ... Recorded a season high two home runs alongside a season high two assists early in the season against Stanford (2/15/24) ... Brought in two runs along with three RBI in Tech's 10-7 win against Kennesaw St. (4/23/24) ... Marked a season high 13 putouts in the Yellow Jacket's 5-3 win against Louisville (4/14/24)

As a Freshman (2023): Appeared in all 27 games, starting in 24 of them ... Played catcher in all except two outings ... Batted .219 through her freshman season by way of 14 hits, a double and three home runs for six RBI and four runs scored ... Slugged .375 with a .254 on-base percentage ... Blasted a walk-off solo home run to secure Tech's upset of No. 18 Auburn, the lone ranked victory of the season (March 8) ... Caught a pair of Tigers attempting to steal ... Went 2-for-3 in her first collegiate appearance as Tech topped Saint Francis, 7-0 (Feb. 12) ... Went 2-for-3 with her first career home run for a career-high two RBI in a 7-6 triumph over Penn State (Feb. 25) ... Went 2-for-3 with her third career home run against No. 10 Duke (April 23) ... Tied sixth in program history with 14 putouts against Alabama State (April 19) ... Third on the squad with 139 putouts.

High School: Hunter was a four-year letter winner at catcher and shortstop for Roswell High School. Also earning the nod as captain for a season, Hunter comes in as the No. 24 prospect and No. 8 catcher in the nation according to Extra Inning Softball. Throughout her high school career, Hunter has piled up individual recognitions being named 7A First Team All-Region at catcher and All-Summer team by Extra Inning Softball in 2020 and 2021 while being honored by the Hornets as defensive player of the year twice, offensive player of the year and MVP. Hunter has also competed in multiple GADC All-State games. Academically, Hunter was named to the Principal's Honor Roll each semester of her high school career and plans to major in business at Georgia Tech.

HONORS AND AWARDS

2024 Academic All-ACC

CAREER STATISTICS

YEAR	AVG	GP-GS	AB	R	H	2B	3B	HR	RBI	BB	SO	SB-ATT	FLD %
2023	.219	27-24	64	4	14	1	0	3	6	3	6	0-0	.967
2024	.275	53-51	142	20	39	5	0	9	25	17	12	0-0	.988
TOTAL	.257	27-24	206	24	53	6	0	12	31	20	18	0-0	.980



23 JAIDYN STUDEBAKER

Junior | Pitcher | R/R | 5-9
Superior, Colo. | Flatirons Academy

As a Sophomore (2024): Made 14 appearances in the circle, including four starts, and threw a total 20 strikeouts across 28.1 innings for a 1-0 record in the 2024 season ... Secured the 3-2 win for Tech after surrendering no hits or runs in her 1.0 innings pitched against Villanova ... Pitched a season high 4.0 innings against Virginia Tech (4/19/24) ... Recorded a season high four strikeouts against Minnesota (2/16/24)

As a Freshman (2023): Made two appearances in the circle ... Tossed 1.1 innings, allowing three runs on five hits with a strikeout ... Made her collegiate debut against Clemson, picking up her first strikeout on The Flats (March 26) ... Also appeared at Florida State, allowing three hits in an inning of work (April 1).

High School: Comes to The Flats from Flatirons Academy in Superior, Colo. A two-year captain and four-year letter winner, Studebaker was First Team All-Conference for the Bison and competed in Colorado's North-South All-Star Game. In the classroom, Studebaker was an honor roll student all four years of high school and will major in biology. Studebaker's mother also played softball at San Diego State (1992-96)

HONORS AND AWARDS

2024 Academic All-ACC

2023 ACC Academic Honor Roll

CAREER STATISTICS

YEAR	ERA	W-L	APP-GS	CG	SHO	SV	IP	H	R	ER	BB	SO	BAVG
2023	15.75	0-0	2-0	0	0/0	0	1.1	5	3	3	0	1	.556
2024	7.66	1-0	14-4	0	0/0	0	28.1	38	42	31	32	20	.325
TOTAL	15.75	0-0	16-4	0	0/0	0	29.2	43	45	34	32	21	.440

STUDENT-ATHLETE PROFILES

Returners



24 KINSEY NORTON

Senior | Pitcher | R/R | 6-2
Woodstock, Ga. | Etowah HS

As a Junior (2024): Made 34 appearances in the circle, including eight starts, and threw a total 49 strikeouts across 73.0 innings for a 9-7 record in the 2024 season ... Pitched through a season high 5.0 innings twice, once in Tech's 14-9 win against Troy (4/3/24) and against Louisville (4/13/24) ... Hurlled a season high seven strikeouts twice, once against Louisville (4/13/24) and again against Virginia (4/28/24) ... Recorded her first win of the season after pitching 3.0 innings to help Tech down Georgia St. 9-4 (2/21/25) ... Didn't surrender a single hit in three games in the 2024 season, including in Tech's 6-5 win against Virginia (4/26/24)

As a Sophomore (2023): Made 18 appearances in the circle, earning two starts ... Completed 21 strikeouts in 26 innings of work, clinching a pair of saves ... Turned in a .278 batting average against with a 5.92 ERA ... Allowed just one hit and added a strikeout through an inning to secure her first save of the season in a 5-2 win over Illinois (Feb. 18) ... Tallied three strikeouts and surrendered just one hit in 1.2 innings pitched for her second save of the year clinching a 5-3 win over Kennesaw State (Feb. 21) ... Career-high four punchouts in four innings pitched against Illinois (Feb. 19) ... Allowed no runs on three hits with two strikeouts through 3.1 innings in the season opener against UConn (Feb. 10) ... Six multi-strikeout appearances.

As a Freshman (2022): Made three appearances in the circle on the season ... Posted a 3.50 ERA through four innings of work with a strikeout ... Allowed a .267 opponent batting average ... Aided in a shutout against ETSU (Feb. 26), tossing a career-high two scoreless innings ... Earned her first strikeout against Central Arkansas (Feb. 18), throwing 1.1 hitless innings.

High School: Came to Georgia Tech from Woodstock, Ga. The right-handed pitcher ranks No. 50 overall and No. 29 among pitchers nationally on the Extra Inning Softball 2021 Extra Elite 100. A three-time all-state, all-county and all-region honoree, Norton helped lead Etowah High School to regional titles in 2017 and 2020, and owns school records for most career strikeouts and most strikeouts in a season. She was named 2020 Region Pitcher of the Year, while also being named to the GA Dugout All-Star Senior team and GA All-Star Junior team. In addition to her accomplishments off the field, Norton was named Wendy's Heisman Scholarship School winner. She intends to major in industrial design at Georgia Tech.

HONORS AND AWARDS

2024 Academic All-ACC

2024 CSC Academic All-District

2023 CSC Academic All-District

2023 All-ACC Academic Team

2022-23 ACC Academic Honor Roll

2021-22 ACC Academic Honor Roll

CAREER STATISTICS

YEAR	ERA	W-L	APP-GS	CG	SHO	SV	IP	H	R	ER	BB	SO	BAVG
2022	3.50	0-0	3-0	0	0/1	0	4.0	4	2	2	1	1	.267
2023	5.92	0-1	18-2	0	0/0	2	26.0	30	24	22	20	21	.278
2024	4.51	9-7	34-8	0	0/1	4	73.0	75	51	47	45	49	.267
TOTAL	4.83	9-8	55-10	0	0/2	6	103.0	109	77	71	66	71	.270



28 EMMA MINGHINI

Senior | Infielder | L/R | 5-4
Dacula, Ga. | Dacula HS

As a Junior (2024): Appeared in 34 games, making 15 starts, trading off between first base and right field ... Made one appearance in the circle against Army West Point and helped Tech walk away with a 13-2 win after striking out one batter as well as recording one run and one hit (2/23/24) ... Had the performance of the season against Notre Dame with two home runs, eight total bases, and three RBI (3/15/24) ... Finished the season with a .979 fielding percentage after recording 1.00 fielding percentage in 19 games

As a Sophomore (2023): Played in 21 games, starting in 17 as designated player ... Led the team with a .448 on-base percentage ... Ranked third on the squad in batting average at .319 and slugging percentage at .553 ... Totaled 15 hits, five doubles and two home runs for 10 RBI and seven runs scored ... Drew 10 walks ... Went 4-for-4 at the plate against Alabama State, setting a single game career high of four hits while blasting her first bomb of the season ... In a 2-for-3 day, blasted her first career grand slam for a career-high tying four RBI in a 12-5 victory over North Carolina (April 29) ... Strung together as high as a six-game streak of reaching base ... Four multi-hit games.

As a Freshman (2022): Made 32 appearances on the season, including 24 starts in the outfield and four starts as designated player to wrap up the season ... Batted .215 in her first year on The Flats, tallying 17 hits, four doubles and a dinger for 17 RBI, four runs scored and 24 total bases ... Finished with a .304 slugging percentage and a .319 on-base percentage ... Drew 11 walks ... Also made an appearance in the circle and added nine putouts ... Strung together six multi-hit games ... Swatted a career-high two doubles for three RBI in an 8-5 victory over Saint Joseph's (Feb. 12) ... Collected four RBI, five total bases and blasted her first career home run all for career highs in her second collegiate game, resulting in a 2-for-3 day and a 5-2 win for the Jackets over Villanova (Feb. 11) ... Totaled five multi-RBI games ... Showed out in her final game of the season, going 2-for-4 for three RBI against Wisconsin in the Gainesville Regional (May 22) ... Put together three multi-hit games in three of her first five collegiate games.

High School: Comes to Georgia Tech from Rock Springs, Ga. A two-time GADC Class A Player of the Year, Minghini also earned first team all-state and all-region honors in 2018 and 2019. During her time at Gordon Lee High School, Minghini threw over 500 strikeouts, finishing with a 0.81 ERA. The lefty was also a force at the plate, with a career .450 batting average while helping lead her squad to four Class A state championship titles. She also won an ASA/USA national championship with the Tennessee Mojo in 2018 and was named Chattanooga Time Free Press Best of Preps and Walker County Pitcher of the Year in 2019. Her intended major is biomedical engineering.

HONORS AND AWARDS

2024 Academic All-ACC

2022-23 ACC Academic Honor Roll

2021-22 ACC Academic Honor Roll

CAREER STATISTICS

YEAR	AVG	GP-GS	AB	R	H	2B	3B	HR	RBI	BB	SO	SB-ATT	FLD %
2022	.215	32-28	79	4	17	4	0	1	17	11	15	0-0	.900
2023	.319	21-17	47	7	15	5	0	2	10	10	8	0-0	.000
2024	.204	34-15	54	9	11	0	0	3	13	9	7	0-0	.979
TOTAL	.239	88-60	180	20	43	9	0	6	40	30	30	0-0	.971

STUDENT-ATHLETE PROFILES

Returners & Newcomers



88
SOPHIA VOYLES

Senior | Pitcher | R/R | 5-7
Dalton, Ga. | Coahulla Creek HS

As a Junior (2024): Made 27 appearances in the circle, including 18 starts, and threw a total 68 strikeouts across 86.2 innings for a 10-3 record in the 2024 season... Pitched one complete game last season which resulted in an 8-0 win in five innings against Louisville (4/12/24) ... Threw a season high seven strikeouts against UNC Greensboro (2/23/24) ... Didn't allow a single hit in three games in the 2024 season (Virginia Tech, Georgia, Northwestern) ... Collected her first win of the 2024 season with a 9-1 finish against Longwood after recording four strikeouts and a 0.00 ERA in 5.1 innings pitched

As a Sophomore (2023): Made 20 appearances in the circle, earning four starts ... Hurled 41.2 innings, compiling 37 strikeouts for a pair of wins ... Finished with a 6.38 ERA as opponents batted .320 against ... Tossed an effective 11 innings, picking up seven strikeouts for two wins in the Queen City Classic ... Heaved 3.2 scoreless innings with just two hits allowed in a 7-4 win over Kent State (Feb. 26) ... Tied a career-high five innings pitched with four strikeouts at Charlotte (Feb. 26) ... Tied a personal-best six sit downs in 4.1 innings of work at Florida State (March 31).

As a Freshman (2022): Made 12 appearances in the circle, including five starts in her first collegiate season ... Picked up three wins, including a complete game two-hitter for a 9-1 victory over Dartmouth (March 22) ... Tossed 27.2 innings, compiling 24 strikeouts while restraining opposing batters to a team-low .156 batting average ... Punched out a career-high six batters through four innings of work without allowing a run for an eventual 13-1 win over ETSU (Feb. 26) and her first win ... Her second preceding the Dartmouth victory came in a one-hitter through five innings for a 2-1 triumph (March 20) ... Tossed a hitless inning against No. 1 seed Florida in game two of the Gainesville Regional (May 21).

High School: Joined the Yellow Jackets from Dalton, Ga. and ranks No. 62 overall and No. 35 among pitchers nationally on the Extra Inning Softball 2021 Extra Elite 100. The right-hander helped Coahulla Creek High School to a regional title in 2020. She earned All-Area Player of the Year in 2019 and holds school strikeout and wins records. She is a National Honor's Society member and a French Honor's Society member, and intends to major in psychology at Georgia Tech.

HONORS AND AWARDS

- 2024 Academic All-ACC
- 2023 All-ACC Academic Team
- 2022-23 ACC Academic Honor Roll
- 2021-22 ACC Academic Honor Roll

CAREER STATISTICS

YEAR	ERA	W-L	APP-GS	CG	SHO	SV	IP	H	R	ER	BB	SO	BAVG
2022	3.29	3-1	12-5	1	0/0	0	27.2	14	14	13	24	24	.156
2023	6.38	2-6	20-4	0	0/0	1	41.2	56	38	38	22	37	.320
2024	3.88	10-3	27-18	1	1/0	0	86.2	69	51	48	52	68	.219
TOTAL	4.44	15-10	59-27	2	1/0	1	156.0	139	103	99	98	129	.231



6
ELIANA GOTTLIEB

Senior | Outfielder | L/L | 5-7
Newport Beach, Calif. | Newport Harbor HS

As a Junior (2024- OSU): Played and started in all 50 games ... Totaled a .289 average at the plate with 12 extra-base hits including four home runs ... Drove in 11 runs, including two on a home run in the 5-3 win at Arizona State (March 15) ... Collected three hits in the series opener against No. 8 Washington in Seattle (March 28) as well as the upset of No. 12 UCLA (April 7) ... Had five hits in the series at eighth-ranked Washington (March 28-30) ... Closed season with hits in each of her last five as well as in 10 of her last 12 games ... Registered a .952 fielding percentage with just four errors on 83 chances ... Safely swiped three bases on four attempts

As a Sophomore (2023 - OSU): Hit .226 with a pair of homers... Started all 42 games she played ... Both of her home runs came in away league contests: Stanford (March 26) and Arizona (April 28) ... Tallied a fielding percentage of .978 from 42 putouts and three assists to just one error ... Registered a three-hit game - including a home run to deep center - in the March 26th game at Stanford

As a Freshman (2022- OSU): Started all 61 games for Oregon State in the outfield ... Hit .245 on the season with 46 hits, 39 runs scored, 22 RBI and five home runs ... Tallied two hits, including a home run at Arizona State on March 18 ... Recorded two hits, including a home run and stole two bases against Sacred Heart (3/4) ... Notched three hits including a double at New Mexico State (2/13) ... Recorded three hits, two doubles, two runs and an RBI vs. North Dakota State (3/11) ... Hit her first career home run against Iowa on Feb. 20

HONORS AND AWARDS

- 2024 College Sports Communicators' Academic All-District Team
- 2023 College Sports Communicators' Academic All-District Team
- 2022 Pac-12 All-Freshman Team

CAREER STATISTICS

YEAR	AVG	GP-GS	AB	R	H	2B	3B	HR	RBI	BB	SO	SB-ATT	FLD %
2022	.245	61-61	188	39	46	9	1	5	22	19	39	10-11	.897
2023	.226	42-42	106	11	24	4	0	2	11	12	20	1-1	.978
2024	.289	50-50	152	18	44	7	1	4	11	7	26	3-4	.952
TOTAL	.256	153-153	446	68	114	20	2	11	44	38	85	14-16	.949

STUDENT-ATHLETE PROFILES

Newcomers



7 EMMA SIMON

Freshman | Infielder | R/R | 5-7
Atlanta, Ga. | Marist School


High School: Graduated from the Marist School ... Named the 2024 Georgia High School Association Regional Defensive Player of the Year ... 2024 GHSA First Team All-State and All-Region honors ... Senior season held a .404 batting average, recording 13 runs, 19 hits, 14 RBI, four doubles, four home runs, and six stolen bases in 15 games played ... Recorded 42 putouts, 24 assists, and had a hand in a pair of double plays ... Played in the 2024 Georgia Dugout Club Senior All-State Game ... 2023 season held a .361 batting average as well as 17 runs, 22 hits, 18 RBI, four doubles, three triples, and five stolen bases in 19 games played ... First season as shortstop held a .930 fielding percentage with 87 putouts, six assists, and helped turn five double plays 2023 two-time PGF Show Me the Money All-Tournament Team honoree ... Member of the National Honor Society, Spanish National Honor Society, and Science National Honor Society ... Dean's List through every term at Marist



9 SYDNIE WATTS

Freshman | RHP | R/R | 5-8
Youngstown, Ohio | Austintown Fitch HS

High School: 2024 Ohio Gatorade Player of the Year honors after leading the Falcons to a 23-1 record and a second straight Division I State Championship ... 0.53 ERA through 133.1 innings pitched also earned her the Ohio Max Preps Player of the Year, Max Preps First Team All-American honors, and NFCA First Team All-American honors ... Sophomore collected the Ohio Max Preps Player of the Year honors for the first time along with Max Preps First Team All-American Underclassmen, Second Team All-American, NFCA Third Team All-American, and NFCA First Team All-Region honors ... DI First Team All-State, First Team All-District, and First Team All-Conference honors ... Three-time Conference and District Champions (2022-24) along with Regional and State Champions (2023-24), which featured an undefeated 2023 season, only one run allowed across back-to-back state tournaments, a no-hitter in the 2023 State Semifinal, and a 2024 Semifinal perfect game ... Holds the Austin Fitch HS records for ERA (0.56), shutouts (39), no hitters (16), perfect games (6), and strikeouts in 400 innings (868) ... Holds the state record for no hitters in a single season (7), perfect games in a single season (3), and consecutive games not surrendering a homerun (5) ... Plans to study biomedical engineering



10 LILLIAN MARTINEAU

Freshman | Infielder | L/R | 5-8
Harwinton, Conn. | Lewis Mills HS

High School: Played softball, baseball and basketball at Lewis Mills ... Played three seasons of baseball in high school, making the switch to softball this past season ... Earned a varsity letter, playing at shortstop and outfield ... Earned a spot on the CCC All-Academic team in all four of her high school seasons ... Fluent in French and plans on studying Literature Media & Communications



11 ALYSSA WILLER

Freshman | Outfielder | R/R | 5-8
Bethlehem, Ga. | Apalachee HS

High School: No. 59-ranked player in the 2024 signing class according to Extra Inning Softball ... 1st Team All-Georgia honoree for her efforts at Apalachee HS, earning 6A Georgia Dugout Club player of the year and regional defensive player of the year in the process ... Helped Apalachee HS in its 2022 state championship game, becoming the first softball team in Apalachee HS history to reach the final game ... Three-sport athlete, also competing in basketball and track & field at the high school level ... Named honorable mention all-region in basketball her junior year ... Plans on majoring in business administration at Georgia Tech with hopes of eventually running her own business

STUDENT-ATHLETE PROFILES

Newcomers



13 ADDISON LESCHBER

Junior | Outfielder | L/L | 5-8
Thrall, Texas | University of Minnesota

As a Sophomore (2024 – Minnesota): Had 33 starts and 47 appearances ... Against Maryland, hit one home run all three games ... Hit nine doubles ... Recorded a season high three hits against Georgia Tech (Feb. 16) ... Had four two-RBI games ... Finished the season with 13 putouts and a 1.000 fielding percentage

As a Freshman (2023 – Minnesota): Made 22 starts during her freshman campaign as the designated player ... Recorded a career high two home runs in a win over No. 20 Oregon (March 3) ... In her first game, recorded a run, double, and three RBI (Feb. 10) ... Hit her first career home run, driving in three against North Carolina at the ACC/Big Ten Challenge (Feb. 18) ... Launched a home run against Texas A&M Commerce in her home state (Feb. 24) ... Recorded a career high two hits against No. 15 LSU (March 4)

HONORS AND AWARDS

2024 Big Ten Distinguished Scholar

2024 Academic All-Big Ten

CAREER STATISTICS

YEAR	AVG	GP-GS	AB	R	H	2B	3B	HR	RBI	BB	SO	SB-ATT	FLD %
2023	.228	47-22	79	12	18	4	0	4	14	10	21	0-0	1.000
2024	.207	47-33	111	12	23	9	0	3	13	16	13	1-1	1.000
TOTAL	.216	94-55	190	24	41	13	0	7	27	26	34	1-1	1.000



21 CAMDEN ANDERS

Freshman | LHP | L/L | 5-9
Valdosta, Ga. | Lowndes HS

High School: Lettered twice, both as a pitcher and center fielder ... Led her high school team to the 2023 Region 7A championship ... Multiple time All-State athlete, Anders enters Georgia Tech as the No. 81 ranked athlete in her class according to Extra Innings softball ... Holds the Lowndes high school program record for single season strikeouts with 231 this past season ... Has thrown four no-hitters in her high school career all while maintaining honors status in the classroom ... Second member of her family to join an ACC program, her older brother Cade is a Tight End at Duke.



25 CAROLINE PATTERSON

Freshman | Catcher/Outfielder | R/R | 5-4
Macon, Ga. | Tattnell Square Academy

High School: Tied for No. 13 in the Extra Elite 100 rankings (along with fellow Jacket, Carter Wachtel) ... Two-time team captain with her high school, Tattnell Square Academy ... Regional player of the year in both 2022 and 2023, earning Georgia Player of the Year honors in 2022 ... Tournament MVP as her team, Mojo 2023-Lunsford, won the 16U Alliance Nationals title in 2022 ... Went 4-5 with three homeruns and eight RBI 2023 GIAA All State games ... Hold her high school's records in: runs scored, single season RBI, single season extra base hits, career homeruns and single season homeruns ... Four-year honor roll student ... Plans on majoring in Business at Georgia Tech.



32 TYMBER HARRIS

Freshman | Infielder | RHP | 5-8
Youngstown, Ohio | Austintown Fitch HS

High School: Three-time regional champion pitcher with Vidalia HS ... No. 26-ranked player in the class according to Extra Innings Softball ... Pitched her way to 1st Team all-region honors in all our years of high school ... Set the Vidalia HS record for career strikeouts at 690 and the record for strikeouts in a single season (344) ... Member of the National Honors society ... Plans on studying education



50/00 MADDIE FURNISS

Freshman | Infielder | L/R | 5-8
Harwinton, Conn. | Lewis Mills HS

High School: Three championship winning seasons of high school ball ... Led her high school team to three Central Connecticut Conference championships ... LL State Class championship in 2021 and 2022 as both a pitcher and a first basemen ... Named 1st Team All-State in 2023 while also earning offensive MVP honors on her team ... First team from the state of Connecticut to qualify for the Premier Girls Fastpitch National Championships, where they finished Top 10 out of 90+ teams ... Member of the National Honor Society and plans to major in Biochemistry at Georgia Tech.



99 KAYA BOOKER

Freshman | Outfielder | R/R | 5-11
Alpharetta, Ga. | Chattahoochee HS

High School: No. 33-ranked freshman in her class according to the Extra Innings softball ... No. 24-ranked outfielder ... Holds Chattahoochee HS records for stolen bases in a single season (36), hits in a season (54) RBI in a season (38) and batting average (.565), all while maintaining her status on the honor roll ... Two-sport athlete Booker was named 2022 and 2023 All-Region Offensive Player of the Year ... Earned a pair of All-State selections in both softball (2023) and Track & Field (2022-23) ... Named All-Metro in the 4x400 ... Booker intends on study Biology on The Flats

HEAD COACH AILEEN MORALES



AILEEN MORALES

HEAD COACH

GEORGIA TECH, 2009
EIGHTH SEASON AT GEORGIA TECH
X @COACH_A_MO

Aileen Morales, one of the most decorated student-athletes in Georgia Tech softball history and a former highly successful assistant coach at her alma mater, returned to The Flats as the program's sixth head coach on June 7, 2017.

In her fifth season on The Flats, Morales brought the Yellow Jackets back to national prominence by reaching their first NCAA Regional since 2012 and 12th in program history, earning a win in the first round. To get there, she led the White and Gold to a 38-18 overall record for the most wins and nonconference wins (27) since 2011. Tech's 84.4 nonconference win percentage and 24 home wins were also program bests. Morales' Jackets achieved a final RPI of No. 23, the highest since 2011 after tallying the eighth most wins and the 10th best win percentage all-time. Tech picked up a pair of ranked victories, including a thriller over Notre Dame and a mercy-rule triumph over Georgia marking the Jackets' largest margin of victory over the Bulldogs, their first win in the series since 2012 and the first on the road since 2007. Statistically, Morales guided Tech to rank fifth in the nation and second in the conference in walks as well as third in program history with a .395 on-base percentage. Georgia Tech also stood firm defensively to place second in the ACC and in single-season program history with a .975 fielding percentage. The Yellow Jackets went 6-0 against in-state opponents, compiling nine mercy rule wins and eight shutouts on the year. Morales also guided individual standouts to three all-ACC honors and two all-region selections on the way to one of the top turnarounds as a team in the country. On Feb. 22, Morales also earned her 100th win as head coach of the Yellow Jackets.

Tech returned to action in full capacity following the abbreviated 2020 year for Morales' fourth season on The Flats as the White and Gold finished 20-26 in the quarterfinal round of the ACC tournament. Morales achieved her 200th career win as a head coach during the season, also being selected into the Georgia Tech Hall of Fame as a member of the 2021 class for her playing career.

Year three for Morales was cut short due to Covid-19 as the Jackets remained above .500 at 12-11.

Morales followed her first season with more success in her second, coaching the team to its first ACC tournament win since 2012 with a decisive 8-0, five-inning run-rule win over Virginia in the opening round. She brought Tech over the 30 win mark for the first time since 2012, finishing with a 31-27 record, including the program's 1,000th win.

In her first year at the helm of the Georgia Tech softball program, Morales led the Jackets to their first postseason appearance since 2014. Tech recorded five ACC series wins for the first time since 2011, finishing sixth in the ACC. With 28 wins on the season, Tech surpassed with 25-win mark for the first time since 2013 and finished above .500 for the first time since 2012.

In her nine seasons as a student-athlete (2005-08) and assistant coach (2009-13) at Georgia Tech, she helped lead the Yellow Jackets to four Atlantic Coast Conference regular-season championships (2005, 2009-11), four ACC Tournament titles (2005, 2009-10, 2012), eight NCAA regionals (2005-12) and an NCAA Super Regional (2009). The Jackets averaged 43 wins per season during her nine years with the program.

Since leaving her alma mater following the 2013 campaign, she has added four seasons as a successful head coach to her resume, first at Young Harris College in Young Harris, Ga. (2014-15) and most recently at Radford University in Radford, Va. (2016-17).

After inheriting a program that won just 12 games in 2015, Morales engineered the biggest turnaround in NCAA Division I softball when she led Radford to a 35-26 record in her first season at the helm in '16. The Highlanders also climbed 96 spots in the Ratings Percentage Index (RPI) in her first season at the school, advanced to the Big South Tournament semifinals with their first postseason wins in four years and boasted two all-conference honorees.

Prior to her two-year stint at Radford, Morales compiled 51 wins in two seasons at the helm at Young Harris.

Morales began her full-time coaching career as an assistant coach at Georgia Tech from 2010-13. During that four-year stint, she helped lead the Yellow Jackets to two ACC regular-season championships, two ACC Tournament titles and three NCAA regional appearances while coaching 19 all-conference selections, four ACC Players of the Year and three all-Americans.

She got her start in coaching as a student assistant coach for Tech in 2009, helping the Yellow Jackets to the most successful overall season in school history, a 46-15 campaign that included ACC regular-season and tournament championships and the program's lone NCAA Super Regional appearance.

Morales arrived at Georgia Tech in January 2005 after graduating a semester early from Hardaway H.S. in Columbus, Ga. Despite beginning her collegiate career during what was scheduled to be her final high-school season, she hit .296 with five doubles, a triple, two home runs, 32 RBI and an ACC-best 44 stolen bases in 49 attempts as a freshman, en route to being named ACC co-Freshman of the Year and earning second-team all-conference recognition.

She went on to be a three-time all-ACC honoree as a middle infielder, earning first-team accolades as a junior and senior in 2007 and '08, and was also a three-time all-region selection. She earned third-team all-America honors.

She remains Georgia Tech's all-time leader in games played (265), starts (265), at-bats (850) and stolen bases (154) and ranks among the program's top 10 in runs (second – 216), hits (third – 261), doubles (t-fifth – 43) and triples (t-fifth – 10). She also holds three of the top five single-season stolen base totals in school history, including a school-record 46 as a senior in 2008.

Over the course of Morales' four-year playing career, Georgia Tech won 185 games, claimed the 2005 ACC regular-season and tournament championships and advanced to the NCAA postseason four times. She was inducted into the Georgia Tech Athletics Hall of Fame in 2020.

Following the end of her collegiate playing career, she was selected by the Chicago Bandits in the second round of the 2008 National Pro Fastpitch Draft. She played two seasons with the Bandits and helped lead the squad to the NPF championship as a rookie in 2008.

She also boasts international experience as a player and coach with the Puerto Rican national team. She competed internationally for Puerto Rico from 2007-10 and served as an assistant coach for the 2012 squad that finished eighth at the International Softball Federation World Championship, PR's best finish in more than a decade.

A three-time second-team academic all-district selection as a student-athlete at Georgia Tech, Morales graduated with a bachelor's degree in business management in 2009. The Columbus, Ga. native earned a master's in sport management from Georgia Southern in 2013.

MORALES FILE

PERSONAL

Hometown Columbus, Ga.
Education Georgia Tech, 2009 (Bachelor of Science in Business Management)
Georgia Southern, 2013 (Master's in Sport Management)

COACHING EXPERIENCE

2017-Pres. Head coach, Georgia Tech
2016-17 Head coach, Radford
2014-15 Head coach, Young Harris
2012 Assistant coach, Puerto Rico National Team
2010-13 Assistant coach, Georgia Tech
2009 Student assistant, Georgia Tech

HEAD COACHING RECORD

YEAR	SCHOOL	RECORD	POSTSEASON
2014	Young Harris	20-33	
2015	Young Harris	31-18	
2016	Radford	35-26	Big South Semifinal
2017	Radford	27-28	
2018	Georgia Tech	28-26	ACC Quarterfinal
2019	Georgia Tech	31-27	ACC Quarterfinal
2020*	Georgia Tech	12-11	
2021	Georgia Tech	20-26	ACC Quarterfinal
2022	Georgia Tech	38-18	Gainesville Regional
2023	Georgia Tech	26-27	
2024	Georgia Tech	32-23	
Total		300-263	
at Georgia Tech		187-158	

PLAYING TIMELINE

YEAR	TEAM	AWARDS
2005-08	Georgia Tech	ACC Freshman of the Year (2005) 3x all-ACC and all-region
2007-10	Puerto Rico National Team	
2008-09	Chicago Bandits (National Pro Fastpitch)	

*2020 Season shortened due to COVID-19

ASSISTANT COACHES



ERIN DIXSON ASSISTANT COACH

ECKERD COLLEGE, 2015 / LSU, 2018
SECOND SEASON AT GEORGIA TECH

Erin Dixon was named an assistant coach for Georgia Tech softball on September 5, 2023. Dixon serves as pitching coach for the Yellow Jackets.

In two seasons as the pitching coach at UNC Wilmington, Erin Dixon guided the Seahawks' hurlers to unprecedented success and was able to do the same as a facilitator during the 2023 Athletes Unlimited Softball Championship Season.

Under Dixon's guidance, the Seahawks boasted one of the top pitching staffs in the Colonial Athletic Association while securing the program's first-ever conference title and NCAA Tournament appearance in 2022.

Led by standouts Janel Gamache and Kara Hammock, UNCW authored a 2.71 team earned run average during the 2023 season to rank second in the CAA. Gamache, the second player in program history to earn CAA Player of the Year plaudits, fashioned a league-best 1.93 earned run average while Hammock followed in third with a 1.98 mark.

The Seahawks, who reached the CAA Tournament for the second consecutive season, compiled 14 complete game performances along with four shutouts. The pitching unit finished with 262 strikeouts, the sixth-highest mark in school history and the most since 2014.

During Dixon's inaugural campaign in the Port City, the Seahawks racked up a school-record 308 strikeouts while fashioning a 1.85 team earned run average. A pair of freshmen – Hammock and Emily Winstead – teamed up to lead the CAA's top pitching staff while holding the top two spots on the individual rankings.

Winstead, the first player in UNCW Softball history to receive the league's Pitcher of the Year honor, ranked second in the circuit with a 2.05 earned run average while leading the CAA with 184 strikeouts and 10 complete games. She set the program's freshman single-season strikeout mark and was honored as a Top 25 Freshman by the NFCA.

Hammock, meanwhile, was named CAA Rookie of the Year after boasting a league-low 1.92 earned run average with four shutouts and 78 strikeouts over 105.2 innings. Hammock became the sixth player in school history to complete a season with a sub-2.00 ERA.

Dixon's pitching staff registered 23 complete games and notched a school-record seven saves, including three saves from Amberlyn Pearce to set the individual season standard.

Dixon joined the Seahawks' staff after two seasons as pitching coach at Georgia State. The Panthers posted a 7-16 record during the COVID-19 shortened campaign in 2020 before finishing the 2021 season at 16-30.

Under Dixon's tutelage, the Panthers' pitching staff lowered its earned run average by nearly one run, dropping from 5.37 in 2019 to 4.40 during the 2021 season. Sophie Mooney ranked seventh in the Sun Belt Conference with 82 strikeouts while Emily Buck was the conference leader by conceding just 56 hits in 56.0 innings.

Prior to her time at Georgia State, Dixon spent the 2019 season as the pitching coach at Lamar, guiding the Cardinals to a 23-34 record, including a 14-13 mark in the Southland Conference.

Aaliyah Ruiz paced the Lamar pitching staff with a 2.30 earned run average in 24 appearances as the Cardinals ranked seventh in the Southland Conference with a 2.99 team ERA.

Dixon, who earned her master's degree in kinesiology from LSU in 2018, served as a graduate manager for two seasons with the Tigers, who reached the NCAA Women's College World Series in 2017.

A 2015 graduate of Eckerd College with a bachelor's degree in communications, Dixon appeared in 52 games for the Tritons from 2014-15 and ranks fourth in program history with a 2.78 earned run average. She also stands ninth on the career list with 113 strikeouts, while her 24 wins in the circle are good for sixth in school history.

The Amherst, N.Y., native also excelled at the plate, hitting .308 with 19 home runs and 62 runs batted in. Her .571 slugging percentage ranks third in Eckerd program history.

Dixon earned Second-Team NFCA All-South Region distinction as a first baseman during her senior season and was a Second-Team All-Sunshine State Conference pick after hitting 11 home runs with 36 runs batted in.

Coaching Experience:


2016-2018: Graduate Team Manager, Louisiana State University

2018-2019: Assistant Coach, Lamar University

2019-2022: Assistant Coach, Georgia State University

2022-2023: Assistant Coach, UNC Wilmington

Present: Assistant Coach, Georgia Tech



DEVEN BOLAND ASSISTANT COACH

IOWA, 2019
SECOND SEASON AT GEORGIA TECH

Deven Boland was promoted to Georgia Tech softball assistant/hitting coach on July 12, 2024 after serving as the program's director of operations for the 2023/24 season. Boland joined the Yellow Jackets in August of 2023 after serving as director of player personnel/operations at NC State from 2021-2023, including a stint as interim head coach for the Wolfpack throughout the majority of the 2022 season.

In 2024, Boland served as the director of operations, coordinating many elements of the team's travel logistics while also contributing with data entry and analysis of various analytical systems for player development. In his first year with the program, the Yellow Jackets hit 89 home runs (1.62 HRs/game), the 4th highest average in Division I. The bats finished with a Top 10 national ranking in both on-base percentage (.409 – 9th) and slugging percentage (.558 – 8th) ultimately finishing with an average of 6.27 runs per game, the 14th best offense in Division I.

Boland previously made his move to NC State after serving as the associate head coach for the North Iowa Area Community College softball program from 2019-21. In his role, he managed all recruiting aspects for the team and helped with player development by monitoring videos and developing efficient practice plans.

Boland earned his bachelor's degree in enterprise leadership from Iowa in May of 2019.

ASSITANT COACHES AND SUPPORT STAFF



MEGAN HILL

**ASSISTANT COACH/
RECRUITING COORDINATOR**

UNIVERSITY OF SOUTHERN MISSISSIPPI, 2010
FIRST SEASON AT GEORGIA TECH

Megan Hill was hired as an assistant coach and recruiting coordinator for Georgia Tech softball in August of 2024.

Hill joins the Yellow Jackets following two seasons at Campbell, where she helped lead the Camels to back-to-back regular season conference titles and an NCAA Regional in 2023. She was a major factor in helping Campbell claim Coastal Athletic Association Pitcher of the Year, Player of the Year and Rookie of the Year accolades.

Prior to joining Campbell, Hill spent the 2022 season as an assistant at Kennesaw State following three seasons at Radford (2019-21). She has also made coaching stops at East Central Mississippi Community College (2018), Georgia Southern (2017) and West Georgia (2015-16).

In her collegiate playing days, Hill was a standout outfielder for the University of Southern Mississippi (2007-2010), where she still holds several records, including the most HRs, 3Bs, hits, RBIs, runs, TBs, BBs, and OBP over a career. She earned C-USA's newcomer of the year, second team all-conference three times, first team all-conference once, and Southern Miss student-athlete of the year her senior year. She graduated with a B.S. in Exercise Science in 2010.

She received her Master of Art in teaching degree at the University of West Georgia where she worked with the Wolves' outfielders and also had a helped with hitting and base running instruction. She also served as a graduate assistant for strength & conditioning.

Prior to her time at West Georgia, Hill was an assistant coach at Oak Grove High School as well as Petal High School, both in Hattiesburg, Mississippi. At both stops she helped oversee the offense as well as developed the outfielders. At Oak Grove, she was instrumental in guiding the team to the 2013 district championship as well as the AAAAAA South State Championship and the overall AAAAAA state crown. In 2011 at Petal HS, she helped guide the team to the district championship as well as the AAAAAA South State Championship. Petal finished the 2011 campaign as the state runner-up.

Hill is a native of Hattiesburg, Mississippi, and holds a degree in exercise science from Southern Miss as well as a Master of Arts in teaching from the University of West Georgia.



MYA KNUTESON

DIRECTOR OF OPERATIONS

WISCONSIN, 2021
FIRST SEASON AT GEORGIA TECH

Mya Knuteson was hired as the director of operations for Georgia Tech softball in August of 2024.

Knuteson got her start in sports as a student manager at Wisconsin, supporting the softball program for all four years of her undergraduate career (2017-21) before graduating with a degree in communication arts from the Wisconsin college of Letters & Science. After graduation, she left Madison, joining Western Illinois as the graduate assistant, spending the last two years working in the WIU compliance office as well as serving the softball program.

A native of Poynette, Wisconsin, Knuteson brings seven seasons of experience to Georgia Tech. As director of operations, she will be responsible for day-to-day tasks of coordinating the Yellow Jackets' use of the facilities, practice time, equipment and apparel along with coordinating the team's summer camp program, many elements of the team's travel logistics, and serve as the program's liaison for compliance matters.

INSTITUTE PRESIDENT AND FACULTY REPRESENTATIVE



DR. ANGEL CABRERA

INSTITUTE PRESIDENT

B.S./M.S., UNIVERSIDAD
POLITÉCNICA DE MADRID
M.S./PH.D., GEORGIA TECH

After serving for almost seven years as president of George Mason University (GMU) in Fairfax, Virginia, Dr. Ángel Cabrera was named June 13, 2019, by the University System of Georgia Board of Regents as Georgia Tech's 12th president. He succeeds Dr. G.P. "Bud" Peterson, who has served since April 1, 2009. Peterson will continue in his role as Georgia Tech's president until Cabrera arrives in September. When Peterson announced his pending retirement in January 2019, he shared his plans to continue his research and return to teaching at Georgia Tech.

Under President Peterson's leadership, Georgia Tech exceeded the \$1.5 billion goal for Campaign Georgia Tech by 20%, grew innovative collaborations and strategic partnerships, expanded the campus infrastructure, and elevated its national and global visibility. In the past decade, total research expenditures and other sponsored activities increased by 78% to \$908 million. Enrollment increased by 69%. The number of women in the first-year class increased from 32 to 40%. Georgia Tech's first-to-second-year retention is 97%, a historic high.

Cabrera is a Georgia Tech alumnus, the second in the Institute's 134-year history to serve as president. Peterson's predecessor, Dr. G. Wayne Clough (1994 – 2008), earned bachelor's and master's degrees in civil engineering from Georgia Tech.

Cabrera holds an M.S. and Ph.D. in cognitive psychology from Georgia Tech, which he attended as a Fulbright Scholar. He also holds a telecommunications engineering degree from Universidad Politécnica de Madrid (B.S. and M.S. in computer and electrical engineering). For the past decade, he has served as a member of the Georgia Tech Advisory Board, including a stint as its chair. Cabrera met his wife, Beth, while both were graduate students at Georgia Tech. Dr. Beth Fraser Cabrera was a management professor at Carlos III University in Madrid and Arizona State University, and currently delivers leadership development programs for business executives. Their son Alex, who recently received his undergraduate degree from the Institute, is continuing his studies this fall at Carnegie Mellon University. Daughter Emilia is a rising junior at Harvard University.

George Mason is the largest, fastest growing, and most diverse public university in Virginia. Listed among the top 300 research universities in the world by the Academic Ranking of World Universities, GMU reached the top tier among research universities in the Carnegie Classification and accounted for more than half of all public university enrollment growth in Virginia under Cabrera's leadership. In 2018, it was named by Forbes as one of America's best midsize employers.

Before becoming GMU's president, Cabrera served as dean of IE Business School in Madrid and president of Thunderbird School of Global Management (now part of Arizona State University). As a business educator, Cabrera played a key role in advancing professional ethics, internationalization, and corporate social responsibility. As a senior advisor to the United Nations Global Compact, in 2007 he was the lead author of the "Principles for Responsible Management Education," now adopted by more than 700 schools around the world.

Cabrera's research has been published in leading academic journals. He has been quoted by leading global media, including The Economist, BBC, CNN, CNBC, El País, Forbes, the International Herald Tribune, and The New York Times. His op-eds have been published by The Washington Post and the international press, and he has appeared on NPR programs and PBS NewsHour. He's been named a "Young Global Leader" by the World Economic Forum, a "Star of Europe" by Businessweek, "Henry Crown Fellow" by the Aspen Institute, and "Great Immigrant" by the Carnegie Corporation of New York. He has received honorary degrees from Miami Dade College and Universidad Politécnica de Madrid. He is the first native of Spain to serve as president of an American university.



DR. JENNA JORDAN

FACULTY ATHLETICS REPRESENTATIVE

B.A., MILLS COLLEGE
M.A., STANFORD
PH.D., CHICAGO

President Ángel Cabrera named Jenna Jordan, associate professor and associate chair in the Sam Nunn School of International Affairs, as faculty athletics representative (FAR) to the Georgia Tech Athletic Association (GTAA) in May 2022.

The FAR serves as the liaison between the Institute and the Athletic Association on issues regarding rules compliance activities, new developments at the NCAA, and activities related to Atlantic Coast Conference (ACC) membership. This is a part-time administrative position appointed for a term of three years. Jordan will replace Mechanical Engineering Professor Baratunde Cola, who is taking a leave of absence from faculty and university responsibilities to lead Carbice, the Georgia Tech spin-off company he founded, through its next phase of growth.

"Professor Jordan is not just an accomplished scholar but an exemplary educator who cares deeply about the growth and well-being of our students," said Cabrera. "She has made a difference these past years as a faculty guide with the Stamps President's Scholars, and I have no doubt she will have a similar impact in supporting the academic experience of our student-athletes and serving as an effective liaison between our faculty and our athletic program."

Jordan has been a Georgia Tech faculty member since 2012. Her research focuses on terrorism and political violence, international security, cybersecurity, wargaming, organizational theory, and statecraft. Her work has been published by Stanford University Press and in International Security, Security Studies, Conflict Management and Peace Science, the Journal of Cybersecurity, and International Trends as well as The New York Times, The Atlantic, the Chicago Tribune, Foreign Policy, and The Washington Quarterly. She holds a Ph.D. in political science from the University of Chicago, an M.A. in political science from Stanford University, and a B.A. in international relations from Mills College.

"Serving as faculty athletics representative is a unique opportunity to address the challenges facing student-athletes, and I am excited to be able to help guide their experience at Georgia Tech," she said. "I recognize the importance of building bridges across the Institute, and I hope to create new opportunities to facilitate meaningful student-athlete interaction, continuing the efforts of my FAR predecessors who fiercely advocated for and mentored our student-athletes. And I will continue to foster a culture of mentorship and support among the faculty and our student-athletes."

Jordan's three-year term as FAR began July 1, 2022.

DIRECTOR OF ATHLETICS AND SPORT ADMINISTRATOR



J BATT
DIRECTOR OF ATHLETICS
NORTH CAROLINA, 2003

Georgia Tech named J Batt director of athletics on Oct. 14, 2022. Batt comes to The Flats after departing the role of executive deputy director of athletics, chief operating officer, and chief revenue officer at the University of Alabama. He officially joined Georgia Tech on Oct. 24, 2022.

"We're excited to welcome J to Georgia Tech. His leadership experience at one of the most competitive programs in the nation and his extraordinary track record in fundraising and revenue generation will bring great value to Georgia Tech," said Georgia Tech President Ángel Cabrera. "As a former ACC student-athlete, J has a keen appreciation for what it takes for students to compete at the highest level while pursuing a degree at a top academic institution. He values and shares our culture of excellence and integrity and our commitment to student well-being and success. I look forward to working with him to secure and invest the resources necessary for a successful athletics program."

As athletic director at Georgia Tech, Batt will report directly to Cabrera and serve as a member of his cabinet. He will be responsible for planning, developing, administering, and advancing Georgia Tech's intercollegiate athletic programs, with a focus on building an environment that inspires and empowers student-athletes to be champions in academics, competition, and life.

"My family and I truly appreciate President Cabrera and his team for this opportunity, and we are incredibly excited to join the Georgia Tech family," said Batt. "I look forward to working with our student-athletes, coaches, staff, supporters, and fans to reach new heights, on and off the field, and to build on the rich tradition and history of this storied athletics department. We can't wait to become a part of the Atlanta community. Go Jackets!"

Batt was named the top candidate by Cabrera following a national search led by Parker Executive Search. The selection process included interviews with a committee comprised of a coach, senior athletics administrator, student-athlete, student-athlete alum, and faculty member who recommended a set of finalists for consideration by the president. The board of trustees of the Georgia Tech Athletic Association voted unanimously to approve Cabrera's proposal to appoint Batt.

According to Nick Saban, University of Alabama's head football coach, "Since arriving at Alabama, J has positively affected our program through the success of the Crimson Standard Initiative while being a trusted advisor to our athletic director, Greg Byrne, and an essential part of our administrative team. We set a vision for the future of Alabama Athletics and Alabama football through the Crimson Standard and J as well as his team delivered with impressive results."

University of Alabama President Stuart R. Bell added, "Georgia Tech has made an outstanding hire in J Batt. He is a rising leader within intercollegiate athletics and has made a great impact during his time at the University of Alabama. He is a proven administrator and fundraiser and will be a great ambassador for the Institute and the community."

Batt joined the University of Alabama Athletics team as senior associate athletic director in 2017. He was responsible for guiding revenue generating, including charitable giving, ticketing, Tide Pride, and other revenue sources. He was promoted to COO and senior deputy athletic director in 2021 and to executive deputy director, COO, and chief revenue officer in 2022. Batt oversaw the successful development, implementation, and launch of the Crimson Standard, Alabama Athletics' 10-year, \$600 million capital initiative. He also provided day-to-day leadership of the department as a member of the Athletics executive team and served as the sport administrator for men's basketball.

"J has been such a strong leader as part of our executive team at Alabama. He has incredible vision and has done an outstanding job overseeing many areas of the department, beginning with development when he arrived in 2017," said Byrne. "He has done a masterful job with the operations of the department. J has been involved in all of our major decisions and has provided constructive insight and feedback to make us better. His experience working directly with our student-athletes, our coaches and Athletics staff, university leadership, and fan base has prepared him well for this moment. We are thrilled for J, his wife, Leah, and boys, Fitz and Graham. Georgia Tech made a home-run hire with J."

Nate Oats, Alabama's head basketball coach, said, "I am extremely happy for J, Leah, and their boys for this opportunity. His work ethic, character, wisdom, and vision for the University of Alabama have been great assets to our men's basketball program, and we are thankful for everything he has done to help our team and staff. I think he is a perfect fit at Georgia Tech, and I'm excited to see what the future holds under his leadership."

Previously, Batt was senior associate athletic director at East Carolina University and executive director of the Pirate Club, a position he held from 2013 to 2017. As a member of the ECU athletics executive leadership team, Batt oversaw a development operation that increased total fundraising in 2016 by more than 60% over ECU's previous best year. He also served as an associate AD and executive director of the Terrapin Club for the University of Maryland from 2011 to 2013. He joined the Terrapin Club staff in 2009 and served as executive director beginning in September 2011. Before his tenure at Maryland, Batt worked in athletics fundraising at James Madison University, the College of William & Mary, and his alma mater, the University of North Carolina at Chapel Hill.

A member of the Tar Heels' 2001 NCAA champion men's soccer team, Batt graduated from UNC with a bachelor's degree in journalism and mass communications and a master's degree in sports administration.



JOELEEN AKIN
SPORT ADMINISTRATOR
KANSAS STATE, 1991

Joeleen Akin, a former Georgia Tech athletics staff member with more than 20 years of experience in college athletics, returned to Georgia Tech as associate athletics director for student-athlete development and senior woman administrator in July 2016.

Akin rejoins the Georgia Tech athletics administration after 13 years at nearby Agnes Scott College. She served as Agnes Scott's athletics director and physical education chair for 12 years (2003-15) before being promoted to associate dean for athletics and student activities in February 2015.

Prior to her 13-year tenure at Agnes Scott, she spent seven years at Georgia Tech as director of women's basketball operations (1996-98), marketing/operations manager (1998-99) and director of marketing (1999-2003).

During her 12 years as athletics director at Agnes Scott, an NCAA Division III institution in Decatur, Ga., Akin oversaw a program that produced eight NCAA Tournament teams and a coaching staff that earned 12 different coach-of-the-year recognitions. Under her direction, Agnes Scott student-athletes maintained a 3.0 cumulative grade point average and participated extensively in on- and off-campus service projects.

Akin's tenure at Agnes Scott was marked by innovation and vision. She created and implemented numerous student-athlete development and engagement initiatives at ASC, including a new student-athlete orientation program, Safe Zone training for student-athletes, coaches and staff and coordination of campus-wide academic resources for student-athletes.

Administratively, she developed a unique revenue-generation model that resulted in a 200-percent increase in the school's athletics budget and partnered with a national franchise Snap Fitness to bring a state-of-the-art fitness facility to campus at no cost to the college. She also coordinated with the school's communications department to create the now-trademarked tagline "Smart Women Sweat" to promote the Scotties' athletics programs.

In addition to her duties as athletics director and physical education chair, Akin was Agnes Scott's women's basketball coach from 2003-07 and was named the Great South Athletic Conference Coach of the Year in 2006. She also served as commissioner of the Great South Athletic Conference from 2011-16 and was a member of the NCAA Division III women's basketball committee and NCAA volleyball regional advisory committee from 2014-16.

"I am thrilled to return to Georgia Tech," Akin said. "I want to thank Mike Bobinski and the coaches and staff members that were part of the search process. I am excited about working closely with the student-athletes and coaches. While opportunities and life changes took me elsewhere 13 years ago, my passion for Georgia Tech never wavered. It feels good to be home."

Prior to her arrival at Georgia Tech in 1996, Akin also served as a sports marketing assistant at Auburn and NC State and as a member of the women's basketball staffs at UNC Wilmington and Kansas State.

A Kansas native, Akin earned bachelor's (1991) and master's (1993) degrees from Kansas State.

She and her husband, Charles, have two children: Bobbie and Ryan.

HISTORY

HONORS AND AWARDS	23-26
ALL-TIME LETTERWINNERS	27
COACHING HISTORY	28
YEAR-BY-YEAR RESULTS	29-41
ACC/NCAA TOURNAMENT RESULTS	42
SERIES HISTORY	43-55

HONORS & AWARDS***

NFCA ALL-AMERICANS



TARA KNUDSEN

2002 - Third Team



CAITLIN LEVER

2007 - First Team



AILEEN MORALES

2007 - Third Team



HOPE RUSH

2010 - Third Team



JESSICA SALLINGER

2004, 2005 - Third Team



KELSI WESEMAN

2011 - Second Team



LAURA WILLIAMS

1997 - First Team



JEN YEE

2010 - First Team

NATIONAL HONORS

NFCA ALL-AMERICAN

YEAR	PLAYER, POS.	TEAM
1997	Laura Williams, SS	1st
2002	Tara Knudsen, SS	3rd
2004, 2005	Jessica Sallinger, P	3rd
2007	Caitlin Lever, OF	1st
2007	Aileen Morales, SS	3rd
2010	Hope Rush, P/DP	3rd
2010	Jen Yee, 2B	1st
2011	Kelsi Weseman, SS	2nd

JUSTIN'S WORLD OF SOFTBALL ALL-AMERICAN

YEAR	PLAYER, POS.	TEAM
2021	Tricia Awald, 1B	3rd

NFCA ALL-SOUTHEAST REGION

YEAR	PLAYER, POS.	TEAM
1994	Stephanie Webb, SS	2nd
1995	Stephanie Webb, SS	2nd
1995	Stephanie Weitman, OF	2nd
1996	Stephanie Webb, SS	1st
1997	Lauren Webb, 3B	2nd
1997	Laura Williams, SS	1st
1997	Heather Sumrow, OF	2nd
1999	Heather Sumrow, OF	2nd
1999	Anne Knobbe, C	2nd
2002	Tara Knudsen, SS	1st
2002	Jessica Sallinger, P	1st
2004	Jessica Sallinger, P	1st
2005	Jessica Sallinger, P	1st
2005	Aileen Morales, SS/2B	1st
2006	Amy Hosier, OF	1st
2006	Savannah Brown, C	2nd
2006	Whitney Haller, 1B	1st
2007	Whitney Haller, 1B	1st
2007	Savannah Brown, C	1st
2007	Aileen Morales, SS/2B	1st
2007	Brittany Barnes, 3B	2nd
2007	Caitlin Lever, OF	1st
2008	Aileen Morales, SS/2B	2nd
2009	Whitney Haller, 1B	1st
2009	Tiffany Johnson, P/3B	1st
2009	Jen Yee, 2B	1st
2010	Jen Yee, 2B	1st
2010	Kristen Priebe, 1B	2nd
2010	Hope Rush, P/DP	2nd
2010	Kelsi Weseman, SS	2nd
2011	Kelsi Weseman, SS	1st
2012	Hope Rush, P/DP	2nd
2012	Kelsi Weseman, SS	2nd
2013	Ashley Thomas, SS	2nd
2019	Tricia Awald, 1B	3rd
2021	Tricia Awald, 1B	1st
2022	Tricia Awald, 1B	2nd
2022	Emma Kauf, C	2nd

NCAA ALL-TOURNAMENT TEAM

PLAYER, POS.	DATE
Katie Donovan, IF	2002
Jamie Frost, IF	2002
Soraya Reddick, OF	2004
Jessica Sallinger, P	2002, 2003, 2004
Lindsay Wood, C	2002

INFORMATION

HONORS & AWARDS

ACC HONORS

ACC PITCHER/PLAYER OF THE YEAR

YEAR	PLAYER
1997	Laura Williams
2005	Jessica Sallinger (Pitcher)
2010	Jen Yee
2011, 2012	Kelsi Weseman
2013	Ashley Thomas

ACC ROOKIE OF THE YEAR

YEAR	PLAYER, POS.
1994	Laura Williams, 3B
1992	Stephanie Weitman, OF
1997	Anne Knobbe, C
2002	Jessica Sallinger, P
2005	Aileen Morales, 2B
2006	Whitney Haller, 1B/P
2009	Kelsi Weseman, SS
2010	Hope Rush, P/DP

ACC COACH OF THE YEAR

YEAR	PLAYER
1995	Regina Tomaselli
2002	Kate Madden
2005	Ehren Earleywine
2009	Sharon Perkins
2010	Sharon Perkins
2011	Sharon Perkins

ALL-ACC

YEAR	PLAYER, POS.	TEAM
1992	Juanita Albarado, 2B	-
1992	Debbie Wilson, 3B	-
1993	Juanita Albarado, 2B	-
1994	Stephanie Weitman, OF	-
1994	Laura Williams, SS	-
1995	Stephanie Weitman, OF	-
1995	Laura Williams, SS	-
1996	Terri Bolden, OF	-
1996	Laura Williams, SS	-
1997	Lauren Webb, 3B	-
1997	Laura Williams, SS	-
1998	Lauren Webb, 3B	-
1999	Anne Knobbe, C	-
2000	Anne Knobbe, C	-
2002	Tara Knudsen, SS	-
2002	Lindsay Wood, C	-
2003	Tara Knudsen, SS	-
2003	Jessica Sallinger, P	1st
2004	Liz Bartle, DP	-
2004	Tara Knudsen, SS	-
2004	Jessica Sallinger, P	1st
2005	Amy Hosier, OF	1st
2005	Caitlin Lever, OF	1st
2005	Aileen Morales, 2B/SS	2nd
2005	Jessica Sallinger, P	1st
2005	Christine Sheridan, SS	1st
2006	Whitney Haller, 1B	1st
2006	Amy Hosier, OF	1st
2006	Caitlin Lever, OF	2nd
2007	Savannah Brown, C	1st
2007	Whitney Haller, 1B	1st
2007	Caitlin Lever, OF	1st

2007	Aileen Morales, 2B/SS	1st
2008	Aileen Morales, 2B/SS	1st
2008	Whitney Haller, 1B	2nd
2009	Kristen Adkins, P/3B	2nd
2009	Whitney Haller, 1B	1st
2009	Tiffany Johnson, P/3B	2nd
2009	Blair Shimandle, OF	2nd
2009	Kelsi Weseman, SS	1st
2009	Jen Yee, 2B	1st
2010	Christy Jones, CF	2nd
2010	Kate Kuzma, C/LF	2nd
2010	Kristine Priebe, 1B	1st
2010	Hope Rush, P/DP	1st
2010	Kelsi Weseman, SS	1st
2010	Jen Yee, 2B	1st
2011	Kristen Adkins, P/3B	1st
2011	Christy Jones, CF	2nd
2011	Caitlin Jordan, DP	1st
2011	Kristine Priebe, 1B	2nd
2011	Alysha Rudnik, 3B	1st
2011	Jessica Sinclair, RF	2nd
2011	Kelsi Weseman, SS	1st
2012	Kate Kuzma, C/LF	2nd
2012	Hope Rush, P/DP	1st
2012	Kelsi Weseman, SS	1st
2013	Alysha Rudnik, 3B	1st
2013	Hope Rush, P/DP	2nd
2013	Ashley Thomas, SS	1st
2014	Maddie Lionberger, 2B	1st
2014	Ashley Thomas, SS	2nd
2015	Maddie Lionberger, 2B	2nd
2016	Courtney Ziese, DP	2nd
2018	Emily Anderson, P	2nd
2018	Draven Sonnon, OF	2nd
2018	Cameron Stanford, OF	2nd
2019	Katie Krzus, 3B	1st
2019	Cameron Stanford, OF	2nd
2021	Tricia Awald, 1B	1st
2021	Emma Kauf, C	1st
2021	Cameron Stanford	2nd
2021	Breanna Roper	3rd
2022	Tricia Awald	1st
2022	Emma Kauf	1st
2023	Emma Kauf	2nd
2024	Jin Sileo	2nd
2024	Mallorie Black	3rd

ALL-ACC FRESHMAN TEAM

YEAR	PLAYER, POS.
2018	Cameron Stanford, OF
2019	Bailee Zeitler, SS
2021	Emma Kauf, C
2022	Auburn Dupree, OF

ACC TOURNAMENT MVP

YEAR	PLAYER, POS.
2002	Jessica Sallinger, P
2005	Jessica Sallinger, P
2009	Kristen Adkins, P/3B
2010	Hope Rush, P/DP
2012	Hope Rush, P/DP

ACC ALL-TOURNAMENT

YEAR	PLAYER, POS.
------	--------------

1992	Juanita Albarado, 2B
1992	Ropekia, Gunn, SS
1993	Juanita Albarado, 2B
1994	Terri Bolden, OF
1994	Stephanie Weitman, OF
1995	Lori Steiner, 1B
1995	Lauren Webb, 3B
1995	Stephanie Weitman, OF
1996	Paige Bolton, OF
1996	Laura Williams, SS
1997	Lori Steiner, 1B
1997	Beth Warren, P
1997	Laura Williams, SS
1998	Lauren Webb, 3B
1999	Anne Knobbe, C
2000	Heather Sumrow, OF
2002	Katie Donovan, 1B
2002	Soraya Reddick, OF
2002	Jessica Sallinger, P
2002	Lindsay Wood, C
2003	Katie Donovan, 1B
2004	Tara Knudsen, SS
2004	Jessica Sallinger, P
2004	Sara Wissmann, OF
2005	Amy Hosier, OF
2005	Kirin Kumar, 1B
2005	Jessica Sallinger, P
2005	Christine Sheridan, SS
2006	Amy Hosier, OF
2006	Caitlin Lever, OF
2006	Christine Sheridan, SS
2007	Whitney Haller, 1B
2007	Caitlin Lever, OF
2007	Jen Yee, 2B
2009	Kristen Adkins, P/3B
2009	Whitney Haller, 1B
2009	Blair Shimandle, OF
2009	Kelsi Weseman, SS
2009	Jen Yee, 2B
2010	Kate Kuzma, C/LF
2010	Kristine Priebe, 1B
2010	Hope Rush, P/DP
2010	Kelsi Weseman, SS
2012	Kate Kuzma, C/LF
2012	Hope Rush, P/DP
2012	Chelsie Thomas, 2B
2012	Kelsi Weseman, SS
2019	Kaylee Ellebracht, C/DP
2021	Blake Neleman, P
2022	Kennedy Cowden, OF

ALL-ACC METRO

YEAR	PLAYER, POS.
1995	Lori Steiner, 1B
1995	Laura Williams, 3B

ACADEMIC HONORS

COSIDA ACADEMIC ALL-AMERICA

(as selected by CoSIDA; formerly ESPN The Magazine Academic All-America)

PLAYER	YEAR	TEAM
Sara Beth Allen	2024	3rd
Whitney Haller	2007	2nd
	2008	3rd

HONORS & AWARDS

Erin Voeltz*	2009	1st
	2004	3rd

*used to be sponsored by Verizon

CSC ACADEMIC ALL-DISTRICT

(as selected by CSC formerly

ESPN The Magazine Academic All-District)

PLAYER	YEAR	TEAM
Kinsey Norton	2024	
Tiffany Domingue	2024	
Sara Beth Allen	2023, 2024	1st
Grace Connelly	2023	1st
Emma Kauf	2023	1st
Kinsey Norton	2023	1st
Shannon Bear	2011, 2012	1st
Whitney Haller	2007, 2008, 2009	1st
Christy Jones	2011	1st
Aileen Morales	2006, 2007, 2008	2nd
Blair Shimandle	2008, 2009	2nd
Lori Steiner	1995, 1996	
Erin Voeltz	2003	1st
Laura Williams	1995, 1996, 1997	
Sara Wissmann	2003	2nd

NFCA ALL-AMERICAN SCHOLAR-ATHLETE

PLAYER	YEAR
Sara Beth Allen	2021, 2022
Emily Anderson	2016
Lindsey Anderson	2012
Tricia Awald	2022
Shannon Bear	2009, 2010, 2011, 2012
Mallorie Black	2021, 2022
Lauren Boyett	1997
Meghan Cassidy	2021, 2023
Kendall Chadwick	2015, 2016
Bailey Chapin	2022, 2023
Grace Connelly	2022, 2023
Felicia Coursey	2003
Colleen Darragh	2014
Kelly Delashmit	2013
Chandler Dennis	2022
Hayley Downs	2014
Ella Edgmon	2022
Karly Fullem	2012, 2013, 2015
Whitney Haller	2007, 2009
Caroline Hilton	2009
Ariella Jackson	2021, 2022
Christy Jones	2010, 2011
Emma Kauf	2021, 2023
Katie Krzus	2019
Kate Kuzma	2010, 2011
Maddie Lionberger	2013, 2016
Isabella Many	2019
Madison McPherson	2021
Kinsey Norton	2022, 2023
Samantha Pierannunzi	2015, 2016
Sandra Beth Pritchett	2021, 2022, 2023
Alysha Rudnik	2011, 2012, 2014
Blair Shimandle	2007, 2009
Draven Sonnon	2015, 2016
Lori Steiner	1996, 1997
Morgan Taylor	2015, 2016
Erin Voeltz	2002, 2003, 2004
Jessica Weaver	2011
Laura Williams	1996

Sara Wissmann	2003
---------------	------

ACC SCHOLAR-ATHLETE OF YEAR

PLAYER	YEAR
Whitney Haller	2009
Jen Yee	2010
Christy Jones	2011

ACADEMIC ALL-ACC

Beginning in 2005, the ACC started recognizing student-athletes that excelled both on the field and in the classroom (achieving a 3.0 grade point average or higher for the academic year as well as during her entire athletic career.)

2006	Whitney Haller, Kristina Hull, Aileen Morales, Blair Shimandle, Sarah Wood
2007	Whitney Haller, Kristina Hull, Aileen Morales, Blair Shimandle, Sarah Wood, Jen Yee
2008	Savannah Brown, Aileen Morales, Whitney Haller, Blair Shimandle, Christy Jones, Jessica Weaver
2009	Shannon Bear, Christy Jones, Whitney Haller, Blair Shimandle, Kelsi Weseman, Jen Yee
2010	Christy Jones, Kate Kuzma, Jessica Sinclair, Kelsi Weseman, Jen Yee
2011	Lindsey Anderson, Shannon Bear, Christy Jones, Kate Kuzman, Kristine Priebe, Alysha Rudnik, Jessica Sinclair, Jessica Weaver
2012	Alysha Rudnik, Hayley Downs, Karly Fullem, Kate Kuzma, Shannon Bear, Kelsi Weseman
2013	Alysha Rudnik, Chelsie Thomas, Hayley Downs, Karly Fullem, Katie Johnson
2014	Alysha Rudnik, Hayley Downs
2015	Karly Fullem, Morgan Taylor
2016	Emily Anderson, Maddie Lionberger, Samantha Pierannunzi
2017	Emily Anderson, Jessica Kowalewicz
2018	Emily Anderson, Draven Sonnon, Cameron Stanford
2019	Katie Krzus, Cameron Stanford, Bailee Zeitler
2021	Emma Kauf

2022	Tricia Awald, Chandler Dennis, Emma Kauf, Jin Sileo
------	---

2023 Sara Beth Allen, Mallorie Black Grace Connelly, Chandler Dennis, Madison Dobbins, Ella Edgmon Emma Kauf, Blake Neleman, Kinsey Norton, Sophia Voyles

2024 Sara Beth Allen, Mallorie Black, Makayla Coffield, Grace Connelly, Madison Dobbins, Ella Edgmon, Gracie Hillman, Reese Hunter, Emma Minghini, Kinsey Norton, Jaidyn Studebaker, Sophia Voyles

ACC HONOR ROLL

The ACC annually recognizes the student-athletes who achieve a grade point average of 3.0 or higher for the academic year.

1988	Lisa Neal, Cynthia Self
1989	Melanie Ging, Lisa Nea, Cynthia Self
1990	Cynthia Self
1991	Juanita Albarado
1992	Juanita Albarado, Deborah Wilson
1993	Juanita Albarado, Lynne Borowsky, Dina El Sheshai
1994	Terri Bolden, Lynne Borowsky, Lori Steiner, Laura Williams
1995	Paige Bolton, Erin Ryan, Lori Steiner, Laura Williams
1996	Terri Bolden, Paige Bolton, Erin Ryan, Lori Steiner, Laura Williams
1997	Lauren Boyett, Anne Knobbe, Erin Ryan, Lori Steiner, Heather Sumrow, Lauren Webb, Laura Williams
1998	Lauren Boyett, Miki Deal, Erin Ryan, Carye Schiller, Erin Wall, Beth Warren, Lauren Webb
1999	Lauren Boyett, Miki Deal, Melanie Howell, Kori Jacobsen, Lauren Schwartz, Jamie Smith, Beth Warren
2000	Anne Knobbe, Susanne Miller, Lacey Schanz, Lauren Schwartz, Jamie Smith, Beth Warren
2001	Jamie Frost, Erin Glantz, Tiffany Goodman, Erin Hawley, Kori Jacobsen, Susanne Miller, Lacey Schanz, Ellen Styer, Mimi Utt, Erin Voeltz, Sara Wissmann, Lindsay Wood
2002	Katie Donovan, Kirin Kumar, Mimi Utt, Erin Voeltz, Tasha Waugh, Sara Wissmann
2003	Elizabeth Carls, Felicia Coursey, Katie Donovan, Erin Voeltz, Sara Wissmann, Peri Zakin
2004	Kristina Hull, Erin Voeltz, Tasha Waugh, Sara

HONORS & AWARDS

INFORMATION

- 2010 Shannon Bear, Jessica Coan, Kelly Delashmit, Kelly Eppinger, Caroline Hilton, Christy Jones, Kate Kuzma, Jessica Sinclair, Jessica Weaver, Jen Yee
- 2011 Kristen Adkins, Lindsey Anderson, Shannon Bear, Kelly Delashmit, Danielle Dike, Caroline Hilton, Christy Jones, Kate Kuzma, Kristine Priebe, Alysha Rudnik, Jessica Sinclair, Jessica Weaver
- 2012 Lindsey Anderson, Shannon Bear, Kelly Delashmit, Hayley Downs, Karly Fullem, Caroline Hilton, Kate Kuzma, Alysha Rudnik, Jessica Sinclair
- 2013 Kelly Delashmit, Hayley Downs, Karly Fullem, Katie Johnsky, Kaitlin Kates, Maddie Lionberger, Alysha Rudnik, Morgan Taylor, Chelsie Thomas
- 2014 Kanani Cabrales, Ashley Clifton, Caitlyn Coffey, Colleen Darragh, Hayley Downs, Karly Fullem, Alexis Jones, Kaitlin Kates, Jessica Kowalewicz, Alysha Rudnik, Morgan Taylor, Chelsie Thomas
- 2015 Emily Anderson, Malea Bell, Kendall Chadwick, Kelsey Chisholm, Colleen Darragh, Karly Fullem, Katie Johnsky, Kylie Kleinschmidt, Maddie Lionberger, Samantha Pierannunzi, Draven Sonnon, Morgan Taylor, Chelsie Thomas
- 2016 Emily Anderson, Kendall Chadwick, Colleen Darragh, Jessica Kowalewicz, Katie Krzus, Maddie Lionberger, Samantha Pierannunzi, Draven Sonnon, Sydney Stavro, Morgan Taylor, Courtney Ziese
- 2017 Emily Anderson, Brooke Barfield, Malea Bell, Rachael Bonitatibus, Alison Brandvold, Kendall Chadwick, Kelsey Chisholm, Colleen Darragh, Grason Gasser, Jessie Kowalewicz, Katie Krzus, Isabella Many, Rebecca Prairie, Drew Puckett, Draven Sonnon
- 2018 Emily Anderson, Malea Bell, Allison Brandvold, Kendall Chadwick, Kelsey Chisholm, Lilly Hooper, Katie Krzus, Isabella Many, Rebecca Prairie, Drew Puckett, Breanna Roper, Draven Sonnon, Cameron Stanford, Sydney Stavro, Jaydra von Behren
- 2019 Brooke Barfield, Maddie Billings, Naomi Dickerson, Kaylee Ellebracht, Lilly Hooper, Ariella Jackson, Amber Johns, Katie Krzus, Isabella Many, Bianca Mora, Rebecca Prairie, Drew Puckett, Cameron Stanford, Sydney Stavro, Hannah Turnbull, Bailee Zeitler
- 2020 Tricia Awald, Morgan Bruce, Meghan Cassidy, Kennedy Cowden, Caroline Davis, Naomi Dickerson, Lilly Hooper, Ariella Jackson, Amber Johns, Emma Kauf, Isabella Many, Madison McPherson, Bianca Mora, Blake Neleman, Palmer Pinholster, Drew Puckett, Lexi Ray, Breanna Roper, Cameron Stanford, Bailee Zeitler

- 2021 Sara Beth Allen, Tricia Awald, Mallorie Black, Morgan Bruce, Meghan Cassidy, Kennedy Cowden, Caroline Davis, Naomi Dickerson, Casey Goguts, Ariella Jackson, Emma Kauf, Madison McPherson, Bianca Mora, Palmer Pinholster, Sandra Beth Pritchett, Lexi Ray, Breanna Roper, Bailee Zeitler
- 2022 Sara Beth Allen, Tricia Awald, Mallorie Black, Meghan Cassidy, Bailey Chapin, Grace Connelly, Kennedy Cowden, Caroline Davis, Chandler Dennis, Madison Dobbins, Ella Edgmon, Ariella Jackson, Emma Kauf, Emma Minghini, Kinsey Norton, Sandra Beth Pritchett, Jin Sileo, Sophia Voyles, Bailee Zeitler
- 2023 Sara Beth Allen, Cayden Baker, Mallorie Black, Bailey Chapin, Grace Connelly, Caroline Davis, Chandler Dennis, Madison Dobbins, Emma Kauf, Emma Minghini, Blake Neleman, Kinsey Norton, Sandra Beth Pritchett, Jaidyn Studebaker, Sophia Voyles
- 2024 Sara Beth Allen, Mallorie Black, Bailey Chapin, Makayla Coffield, Brionna Condon, Grace Connelly, Chandler Dennis, Madison Dobbins, Ella Edgmon, Gracie Hillman, Reese Hunter, Emma Minghini, Kinsey Norton, Sandra Beth Pritchett, Jaidyn Studebaker, Gracyn Tucker, Sophia Voyles, Paige Vukadinovich

JACKETS IN THE NPF

YEAR	PLAYER	TEAM	PICK (ROUND)
2014	Ashley Thomas	Akron Racers	16th (4)
2012	Kelsi Weseman	Carolina Diamonds	13th (4)
2008	Brittany Barnes	Akron Racers	23rd (4)
2008	Savannah Brown	Rockford Thunder	5th (1)
2008	Aileen Morales	Chicago Bandits	10th (2)
2007	Caitlin Lever	Chicago Bandits	Undrafted
2005	Jessica Sallinger	NY/NJ Juggernauts	9th (2)
2004	Tara Knudsen	New England Riptide*	1st

*Supplemental draft

JACKETS IN THE OLYMPICS

PLAYER	COUNTRY	GAMES
Jen Yee	Canadian National Team	2008 Beijing
Caitlin Lever	Canadian National Team	2008 Beijing

GT SPORTS HALL OF FAME




Laura Williams
Played 1994-1997
Inducted 2007



Jessica Sallinger
Played 2002-2005
Inducted 2015



Caitlin Lever
Played 2005-07
Inducted 2019



Aileen Morales
Played 2005-2008
Inducted 2020



Jen Yee
Played 2007, 2009-10
Inducted 2021



Whitney Haller Stripling
Played 2006-09
Inducted 2021

ALL-TIME LETTERWINNERS

A

Adkins, Kristen	2009-11
Albarado, Juanita	1990-93
Allen, Sara Beth	2021-2024
Anderson, Emily	2015-18
Anzek, Stephanie	1993
Anderson, Lindsay	2011-12
Arnold, Karissa	2017
Awald, Tricia	2019-2022

B

Baldwin, Selena	1991
Ballard, Lisa	1989
Barfield, Brooke	2017-21
Barnes, Brittany	2007-08
Bartle, Liza	2003-05
Beach, Amelia	2008-10
Bear, Shannon	2009-12
Bell, Malea	2015-18
Berger, Stephanie	2007
Biggers, Jennifer	1998-2001
Biggerstaff, Christina	2015
Bickford, Abby	1998-2000
Bishop, Amy	1990-91, 1993
Black, Mallorie	2021-2024
Bolden, Terri	1994-97
Bolton, Paige	1993-96
Bonitatibus, Rachael	2017
Borosky, Lynne	1992-94
Boyett, Lauren	1997-99
Brown, Laura	1993-96
Brown, Mandy	1987
Brown, Savannah	2005-08
Bruce, Morgan	2019-21
Butler, Stephanie	2005-08

C

Cabral, Kanani	2014
Cain, Lynne	1989
Camp, Christie	1991-93
Cassidy, Meghan	2020-2024
Caviness, Roberta	1990
Chadwick, Kendall	2017-18
Chapin, Bailey	2022-2024
Chisholm, Kelsey	2015-18
Choate, Wendy	1991-92
Clifton, Ashley	2013-14
Cluff, Meador	1988
Coan, Jessica	2009-10
Coffey, Caitlyn	2012-15
Connelly, Grace	2022-Present
Coursey, Felicia	2002-03
Cowden, Kennedy	2020-22
Creger-Zier, Riki	2005
Crow, Amanda	2008

D

Darragh, Colleen	2014-17
Davis, Caroline	2020-2024
Deal, Miki	1998-99
Deep, Jordan	2016
Dennis, Chandler	2022-2024
Delashmit, Kelly	2010-13
Dickerson, Naomi	2018-21
Dike, Danielle	2009-12
Dobbins, Madison	2022-2024
Donovan, Katie	2002-05
Downs, Hayley	2011-14
Dupree, Auburn	2022-2024

E

Edgmon, Ella	2022-Present
El Sheshai, Dina	1990-93
Ellebracht, Kaylee	2016-19
Eppinger, Kelly	2007-10
Ezell, Wendy	1988-91

F

Frost, Jamie	1999-02
Fuller, Karly	2012-15

G

Ging, Melanie	1987-89
Goodman, Tiffany	2000-03
Goodrich, Jenna	2016-17
Glantz, Erin	2001-02
Glazebrook, Rachel	2010
Grey, Jeanette	1996-98
Gulakowski, Kim	1991-93
Gunn, Ropekia	1990-92

H

Haller, Whitney	2006-09
Harper, Andrea	1992-95
Hawley, Erin	1998-2001
Hilton, Caroline	2008-12
Holder, Sherri	1987-88
Hooper, Lilly	2018-2020
Hosier, Amy	2003-06
Howard, Kelli	1996
Howell, Melanie	1999
Huckabay, Crosby	2017-21
Huffman, Kelly	1995
Hughes, Abby	2021-2024
Hull, Kristina	2004-07
Humphreys, Whitney	2005-08
Hulsey, Jan	1990-93
Huskins, Shannon	1991

I

Irwin, Donna	1987-88
Ivey, Kacey	2005-06

J

Jackson, Ariella	2019-2022
Jacobson, Kori	1999-2001
Jenkins, Melissa	1991, 1994
Johns, Amber	2019-2020
Johnsky, Katie	2012-15
Johnson, Nikki	1994
Johnson, Shanna	1996
Johnson, Tiffany	2007-09
Jones, Alexis	2014
Jones, Christy	2008-11
Jones, Heather	1996-97
Jones, Julie	1988
Jordan, Caitlin	2010-11

K

Kates, Kaitlin	2011-14
Kauf, Emma	2020-2024
Kleinschmidt, Kylie	2012-15
Kowalewicz, Jessica	2014-17
Knobbe, Anne	1997-00
Knudsen, Tara	2001-04
Krastins, Laila	1992-94
Krzus, Katie	2016-2019
Kumar, Kirin	2002-05
Kuzma, Kate	2009-12

L

La Benne, Karen	1991
Lionberger, Maddie	2013-2016
Lever, Caitlin	2005-07
Lord, Paige	1987-90

M

Many, Isabella	2017, 2019, 2020
McCraw, Becky	2005-08
McPherson, Madison	2020-21
McRaw, Claudette	1988
Melgaard, Mandy	1996-97
Miller, Susanne	1998-2001
Minghini, Emma	2022-Present
Mora, Bianca	2018-21
Morales, Aileen	2005-08
Morris, Stephanie	2008-09

N

Neal, Lisa	1987-90
Neff, Tara	2002-03
Neleman, Blake	2020-2024
Norton, Kinsey	2022-Present

P

Paez, Daisy	2005-07
Pierannunzi, Samantha	2014-17
Pinholster, Palmer	2019-2022
Pogson, Deidre	1993
Prairie, Rebecca	2017-2019
Priebe, Kristine	2010-11
Pritchett, Sandra Beth	2021-2024
Puckett, Drew	2017-2020
Pye, Saige	2018-2019

R

Ray, Lexi	2020-2022
Reed, Laurie	2007-08
Reeder, Misty	1989-91
Reddick, Soraya	2001-04
Register, Abby	1994
Richardson, Lacey	2006-07
Riddlehoover, Kathryn	1988-89
Robertson, Amy	1995
Rolin, Mechelle	1992-95
Roper, Breanna	2018-21
Rudnik, Alysha	2011-14
Rush, Hope	2010-13
Ryan, Erin	1995-98

S

Sallinger, Jessica	2002-05
Sams, Tracy	1987-88
Schiller, Carey	1996-98
Schanz, Lacey	1998-2001
Schlechte, Lauren	2003-05
Schreck, Emily	2008-10
Schwartz, Lauren	1997-2000
Self, Cindy	1988-90
Shelton, Shannon	1989-92
Sheridan, Christine	2005-06
Shimandle, Blair	2006-09
Sileo, Jin	2021-2024
Sinclair, Jessica	2009-12
Smith, Jamie	1996-97, '99-2000
Sonnon, Draven	2015-18
Stanford, Cameron	2018-21
Stavro, Sydney	2016, 18-19
Steiner, Lori	1994-97
Stewart, Kinley	2020-21
Stitcher, Melissa	1987

Stringer, Lori	1987-90
Styer, Ellen	1998-2001
Sumrow, Heather	1997-2000
Swats, Robin	1987

T

Tannenbaum, Laurie	1987
Taylor, Morgan	2013-2016
Thomas, Chelsie	2012-15
Thomas, Ashley	2011-14

U

Utt, Mimi	1999, 2001-02
-----------	---------------

V

Voeltz, Erin	2001-04
Voyles, Sophia	2022-Present

W

Wall, Erin	1995-98
Warren, Beth	1997, 99-2000
Waugh, Tasha	2001-04
Weaver, Jessica	2008-11
Webb, Lauren	1995-98
Webb, Skye	2018-19
Webb, Stephanie	1993-96
Weitman, Stephanie	1992-95
Wells, Kim	1988
Weseman, Kelsi	2009-12
White, Heather	1991
Whitworth, Suzanne	1987-89
Williams, Laura	1994-97
Wilson, Debbie	1992
Wissmann, Sara	2001-04
Wood, Lindsay	2000-03
Wood, Sarah	2004-07

Y

Yee, Jennifer	2007, 2009-10
---------------	---------------

Z

Zakin, Peri	2003
Zeitler, Bailee	2019-2022
Ziese, Courtney	2013-2016

COACHING HISTORY

NO FULL-TIME COACH (1987-1990)

YEAR	OVERALL	PCT.
1987	6-27	.181
1988	12-30	.286
1989	19-16-1	.528
1990	15-34	.306
52-107-1		.325




REGINA THOMASELLI (1991-98)

YEAR	OVERALL	PCT.	ACC	PCT.
1991	38-12-1	.745	--	--
1992	30-22	.577	1-3	.250
1993	28-25	.528	1-5	.167
1994	35-23	.603	2-5	.286
1995	30-25	.545	3-3	.500
1996	32-20	.615	4-3	.571
1997	22-34	.393	2-6	.250
1998	24-32	.426	2-6	.250
239-193-1		.553	15-46	.246



KATE MADDEN (1999-2003)

YEAR	OVERALL	PCT.	ACC	PCT.
1999	22-38	.367	0-8	.000
2000	25-33	.431	3-7	.300
2001	24-29	.453	2-6	.250
2002^!	52-18	.743	6-2	.750
2003!	38-25	.603	3-4	.429
161-143		.530	14-27	.341



EHREN EARLEYWINE (2004-06)

YEAR	OVERALL	PCT.	ACC	PCT.
2004!	47-19	.712	5-5	.500
2005*^!	51-14	.785	11-4	.733
2006!	48-22	.686	12-9	.571
146-55		.726	28-18	.609



SHARON PERKINS (2007-13)

YEAR	OVERALL	PCT.	ACC	PCT.
2007!	54-16	.771	14-6	.700
2008!	32-31	.508	9-11	.450
2009*^!#	46-15	.754	17-3	.850
2010*^!	51-11	.823	19-2	.905
2011*!	45-12	.789	18-2	.900
2012^!	37-23	.617	12-8	.600
2013	25-30	.454	10-10	.500
290-138		.678	99-42	.702



SHELLY HOERNER (2014-17)

YEAR	OVERALL	PCT.	ACC	PCT.
2014	23-24	.489	11-17	.393
2015	16-34	.320	6-18	.250
2016	22-33	.400	7-16	.304
2017	19-34	.359	8-16	.333
80-125		.390	32-67	.323



AILEEN MORALES (2018-PRESENT)

YEAR	OVERALL	PCT.	ACC	PCT.
2018	28-26	.519	13-11	.542
2019	31-27	.534	11-13	.458
2020**	12-11	.522	2-1	.667
2021	20-26	.435	11-19	.367
2022	38-18	.679	11-13	.458
2023	26-27	.491	7-17	.292
2024	32-23	.582	13-13	.500
187-158		.542	68-98	.409

- * ACC Regular Season Champions
- ^ ACC Tournament Champions
- ! NCAA Tournament Participants
- # NCAA Super Regional Appearance

**2020 Season shortened due to COVID-19

YEAR-BY-YEAR RESULTS

YEAR	OVERALL	ACC	HOME	AWAY	NEUTRAL	NOTES/POSTSEASON
1987	6-27	--	4-10	2-13	0-4	--
1988	12-30	--	6-11	4-14	2-5	--
1989	19-16-1	--	12-8-1	4-4	3-4	--
1990	15-34	--	13-13	0-14	2-7	--
1991	38-12-1	--	21-4-1	8-4	9-4	--
1992	30-22	1-3	16-6	8-6	6-10	4th at ACC Tournament
1993	28-25	1-5	14-7	5-7	9-11	3rd at ACC Tournament
1994	35-23	2-5	10-4	9-5	16-14	4th at ACC Tournament
1995	30-25	3-3	11-7	9-5	10-13	ACC Tournament runner-up
1996	32-20	4-3	12-5	10-8	10-7	5th at ACC Tournament
1997	22-34	2-6	10-11	5-11	7-12	3rd at ACC Tournament
1998	24-32	2-6	12-11	4-14	8-7	5th at ACC Tournament
1999	22-38	0-8	6-17	6-11	10-10	4th at ACC Tournament
2000	25-33	2-6	10-12	7-7	8-14	5th at ACC Tournament
2001	24-29	2-6	11-8	7-9	6-12	5th at ACC Tournament
2002	52-18	6-2	20-2	13-6	19-10	ACC Tournament Title; 1st NCAA trip in school history
2003	38-25	3-4	11-4	14-11	13-10	3rd at ACC Tournament; NCAA Regional
2004	47-19	5-5	15-3	12-10	20-6	ACC Tournament runner-up; NCAA Regional
2005	51-14	11-4	16-2	14-7	21-5	ACC Regular Season and Tournament Titles; NCAA Regional
2006	48-22	12-9	18-7	10-10	20-5	3rd at ACC Tournament; NCAA Regional
2007	54-16	14-6	17-5	17-5	20-6	School record wins; ACC runner-up; NCAA Regional
2008	32-31	9-11	15-5	8-16	9-10	NCAA Regional
2009	46-15	17-3	21-6	13-5	12-4	NCAA Super Regional; ACC Regular Season and Tournament Titles
2010	51-11	19-2	20-3	11-6	20-2	NCAA Regional; ACC Regular Season and Tournament Titles
2011	45-12	18-2	17-3	14-5	14-4	NCAA Regional; ACC Regular Season Title
2012	37-23	12-8	20-5	5-9	12-9	NCAA Regional; ACC Tournament Title
2013	25-30	10-10	13-10	10-11	2-9	Tied 5th at ACC Tournament
2014	23-24	11-17	19-14	4-9	0-1	8th at ACC Tournament
2015	16-34	6-18	7-12	7-15	2-7	9th in ACC Regular Season
2016	22-33	7-16	10-16	6-14	6-3	10th in ACC Regular Season
2017	19-34	8-16	15-16	4-13	0-5	9th in ACC Regular Season
2018	28-26	13-11	14-13	9-9	5-4	6th in ACC Regular Season
2019	31-27	11-13	18-8	9-17	4-2	7th in ACC Regular Season
2020**	12-11	2-1	9-8	2-1	1-2	4th in ACC Regular Season**
2021	20-26	11-19	15-17	4-8	1-1	8th at ACC Tournament
2022	38-18	11-13	24-6	10-9	4-3	NCAA Regional
2023	26-27	7-17	13-16	10-9	3-2	5th at ACC Tournament
2024	32-23	13-13	22-8	9-9	1-6	
Totals	1,155-919-2	255-271	537-323-2	303-346	315-250	

4 ACC Regular Season Titles; 5 ACC Tournament Titles; 12 NCAA Appearances; 1 Super Regional

ACC REGULAR SEASON TITLES: 4

ACC TOURNAMENT TITLES: 5

NCAA APPEARANCES: 12

NCAA SUPER REGIONALS: 1

ACC TOURNAMENT CHAMPIONS: 2002, 2005, 2009, 2010, 2012

ACC REGULAR SEASON CHAMPIONS: 2005, 2009, 2010, 2011

YEAR-BY-YEAR RESULTS

1987 6-27

DATE	OPPONENT	W/L	SCORE
3/3	Samford	L	4-7
3/3	Samford	L	1-2
3/7	Georgia Southern	L	2-7
3/7	Georgia Southern	W	6-4
3/10	Columbus College	L	1-8
3/10	Columbus College	L	3-6
3/12	West Georgia	L	3-5
3/12	West Georgia	L	3-16
3/27	at USC-Spartanburg	W	6-3
3/27	at USC-Spartanburg	L	8-10
4/5	Tennessee Tech	L	1-9
4/5	Tennessee Tech	W	6-1
4/7	at Mercer	W	7-3
4/7	at Mercer	L	1-2
4/10	at West Florida	L	0-5
4/10	Mercer (1)	L	6-7
4/10	Samford (1)	L	7-8
4/10	Mississippi (1)	L	1-3
4/11	Delta State (1)	L	3-16
4/14	at Columbus College	L	2-4
4/14	at Columbus College	L	5-6
4/16	Georgia State	L	0-10
4/16	Georgia State	L	0-11
4/20	at Winthrop	L	3-10
4/20	at Winthrop	L	3-13
4/22	at West Georgia	L	3-8
4/22	at West Georgia	L	2-10
4/28	at Furman	L	0-10
4/28	at Furman	L	3-11
4/30	Mercer	W	2-0
4/30	Mercer	W	3-2
5/1	at Samford	L	1-11
5/1	at Samford	L	9-10

1 - West Florida Invitational, Pensacola, Fla.

1988 12-30

DATE	OPPONENT	W/L	SCORE
3/5	Huntingdon College	L	4-10
3/5	UNC-Wilmington	W	9-5
3/8	at Samford	L	3-4
3/8	at Samford	W	5-2
3/11	Valparaiso	L	0-1
3/12	Greensboro College	W	10-5
3/12	Baptist	L	1-12
3/26	USC-Spartanburg	L	1-7
3/26	USC-Spartanburg	L	0-14
3/27	Winthrop	L	0-6
3/27	Winthrop	L	1-6
3/28	at Georgia Southern	W	5-3
3/28	at Georgia Southern	L	5-10
3/30	at West Georgia	W	4-0
3/30	at West Georgia	L	7-8
4/1	at USC-Spartanburg	L	0-1
4/1	at USC-Spartanburg	L	0-5
4/2	at Winthrop	L	1-5
4/2	at Winthrop	L	1-8
4/5	at Columbus College	L	0-10
4/5	at Columbus College	L	0-4
4/8	at West Florida (1)	L	1-12
4/8	West Georgia (1)	L	5-9
4/8	Jackson State (1)	W	8-4
4/8	St. Leo (1)	L	3-6
4/9	Columbus College (1)	L	3-7
4/12	Samford	L	9-10
4/12	Samford	L	3-9
4/15	Samford (2)	W	8-0
4/15	at Columbus College (2)	L	2-5
4/15	Mercer (2)	L	2-3
4/15	Mercer (2)	L	0-1

4/19	West Georgia^	W	1-0
4/19	West Georgia^	W	1-0
4/20	at Georgia State	L	1-7
4/20	at Georgia State	L	1-8
4/26	Mercer	L	0-3
4/26	Mercer	L	6-12
4/28	at Columbus College	L	1-10
4/28	at Columbus College	W	4-1
4/30	Mercer^	W	1-0
4/30	Mercer^	W	1-0

1 - West Florida Invitational, Pensacola, Fla.

2 - Columbus Invitational, Columbus, Ga.

^ - Forfeited Game

1989 19-16-1

DATE	OPPONENT	W/L	SCORE
2/25	Virginia	L	0-9
2/25	Virginia	L	0-4
3/2	Baptist	L	1-2
3/3	Tennessee Tech	L	2-5
3/3	Tennessee Tech	T	2-2
3/4	at UNC-Wilmington	W	2-1
3/4	at UNC-Wilmington	L	5-11
3/8	Valparaiso	L	2-5
3/8	Valparaiso	W	1-0
3/12	George Mason	W	4-2
3/12	George Mason	L	1-2
3/23	Wisconsin Superior (1)	W	11-2
3/23	Missouri Baptist (1)	L	1-6
3/23	Manchester (1)	L	0-6
3/23	Lee (1)	L	1-2
3/24	Kutztown (1)	W	3-2
3/24	Wisconsin-Lacrosse (1)	L	6-7
3/28	Samford	W	4-2
3/28	Samford	W	2-0
3/31	St. Andrews	W	1-0
3/31	St. Andrews	W	1-0
4/1	at Mercer	L	0-3
4/1	at Mercer	L	0-2
4/7	at North Carolina A&T	W	5-0
4/13	Georgia Southern	W	2-0 (10)
4/13	Georgia Southern	L	0-4
4/14	Samford (2)	W	4-3
4/14	at Columbus College (2)	L	3-5
4/18	Georgia State	L	3-4 (9)
4/18	Georgia State	W	6-5
4/20	at Samford^	W	1-0
4/20	at Samford^	W	1-0
4/23	USC-Spartanburg	W	3-2 (8)
4/23	USC-Spartanburg	W	12-0
4/25	Mercer	W	4-0
4/25	Mercer	W	5-1

1 - West Florida Invitational, Pensacola, Fla.

2 - Columbus Invitational, Columbus, Ga.

^ - Forfeited Game

1990 15-34

DATE	OPPONENT	W/L	SCORE
2/17	USC-Aiken	W	12-0 (5)
2/17	USC-Aiken	W	13-8
2/18	at Furman	L	0-4
2/18	at Furman	L	3-13 (5)
3/3	Virginia	L	0-2 (10)
3/3	Virginia	L	0-5
3/4	East Carolina	L	1-8
3/4	Lander College	L	0-3
3/4	Lander College	L	2-6
3/5	UNC-Wilmington	W	4-2
3/5	UNC-Wilmington	L	1-2
3/9	Baptist	W	2-0

3/9	Baptist	L	1-3
3/10	Tennessee Tech	W	2-1
3/10	Tennessee Tech	L	0-4
3/11	George Mason	W	4-3 (8)
3/11	George Mason	L	1-4
3/13	Mercer	W	5-4 (11)
3/13	Mercer	W	5-1
3/15	at UNC-Charlotte	L	0-1
3/15	at UNC-Charlotte	L	1-2 (10)
3/16	at Winthrop	L	1-2 (9)
3/16	at Winthrop	L	1-6
3/18	Winthrop	W	2-1
3/18	Winthrop	L	2-5
3/25	Limestone	W	2-1
3/25	Limestone	L	2-7
3/30	Wichita State (3)	L	1-9 (5)
3/30	Florida State (3)	L	0-10 (5)
3/30	Austin Peay (3)	L	1-5
3/31	Southern Miss (3)	L	3-4
3/31	Samford (3)	W	2-1 (8)
3/31	Oklahoma State (3)	L	0-4
4/3	Samford	L	2-3
4/3	Samford	L	0-2
4/15	at Georgia State	L	1-7
4/15	at Georgia State	L	0-1 (9)
4/16	Hiwassee	W	7-0
4/16	Hiwassee	W	2-0
4/17	at Samford	L	4-5 (8)
4/17	at Samford	W	7-6 (10)
4/20	Mercer (2)	W	4-0
4/20	at Columbus (2)	L	2-3 (9)
4/21	Maryville (2)	L	1-2
4/21	Maryville (2)	L	1-2
4/24	at Mercer	L	1-2 (8)
4/24	at Mercer	L	1-3
4/27	at Tennessee Tech	L	4-11
4/27	at Tennessee Tech	L	3-13 (6)

2 - Columbus Invitational, Columbus, Ga.

3 - Southern Invitational, Birmingham, Ala.

REGINA THOMASELLI

Head Coach: 1991-1998

Seasons: 8

Record: 239-193-1 (.553)

1991 38-12-1

DATE	OPPONENT	W/L	SCORE
2/16	at Samford	W	7-0
2/16	at Samford	W	2-1
2/23	USC-Aiken	W	4-0
2/23	USC-Aiken	W	8-0
2/25	Campbell	W	6-0
2/25	Campbell	W	3-0
2/27	Georgia College	W	6-4
2/27	Georgia College	W	3-1
3/4	UNC-Wilmington	W	3-1
3/4	UNC-Wilmington	W	1-0
3/7	Georgia State	W	2-1 (8)
3/7	Georgia State	W	2-1
3/8	Charleston Southern	W	3-2
3/8	Charleston Southern	L	5-7
3/11	George Mason	W	5-3
3/11	George Mason	W	5-2
3/13	East Carolina	L	0-3
3/13	East Carolina	L	1-2 (8)
3/24	at USC-Aiken	W	4-3
3/24	at USC-Aiken	L	7-9
3/26	at Georgia College	W	7-5
3/26	at Georgia College	W	11-3
4/3	Augusta	W	10-0 (5)

YEAR-BY-YEAR RESULTS

4/3	Augusta	W	5-2
4/6	Austin Peay (4)	W	6-1
4/6	Georgia College (4)	W	4-0
4/6	at Furman (4)	L	1-7
4/6	East Carolina (4)	W	8-6
4/6	Coastal Carolina (4)	L	3-4 (8)
4/6	UNC-Charlotte (4)	L	4-5
4/7	Winthrop	W	4-2
4/7	Winthrop	L	0-2
4/9	at Mercer	W	2-1
4/12	UNC-Asheville (5)	W	11-1 (6)
4/12	UNC-Wilmington (5)	W	8-0
4/12	at North Carolina (5)	L	1-3
4/13	Mercer (5)	W	2-1
4/13	East Carolina (5)	L	0-5
4/15	at Georgia Southern	L	1-2
4/15	at Georgia Southern	W	8-1
4/19	Mercer (2)	W	5-0
4/19	at Columbus College (2)	W	2-0
4/20	USC-Spartanburg (2)	L	0-2 (9)
4/20	Mercer (2)	W	2-1
4/20	USC-Spartanburg (2)	W	4-0
4/22	Florida A&M	W	9-1
4/22	Florida A&M	W	9-1
4/26	Samford	W	4-1
4/26	Samford	W	7-1
4/27	UNC-Charlotte	W	1-0
4/27	UNC-Charlotte	T	4-4 (8)

2 - Columbus Invitational, Columbus, Ga.

4 - Furman Spring Fling, Greenville, S.C.

5 - Tar Heel Invitational, Chapel Hill, N.C.

1992 **30-22, 1-3 ACC**

DATE	OPPONENT	W/L	SCORE
2/22	at South Carolina	L	2-8
2/22	at South Carolina	L	0-1
2/27	Saginaw Valley State	L	0-1
2/27	Saginaw Valley State	W	5-0
2/29	USC-Aiken	W	1-0
2/29	USC-Aiken	W	5-1
3/1	Samford	L	1-4
3/1	Samford	W	6-5 (8)
3/4	at UNC-Charlotte	L	1-4
3/4	at UNC-Charlotte	W	3-1
3/6	Charleston Southern	L	0-2
3/6	Charleston Southern	W	2-0
3/7	Tennessee Tech	W	3-0
3/7	Tennessee Tech	W	2-1
3/9	Valdosta State	W	7-3
3/9	Valdosta State	W	8-7
3/11	Mercer	W	11-1 (6)
3/11	Mercer	W	3-2
3/14	Morehead State	W	5-1
3/14	Morehead State	W	5-2
3/27	Furman (3)	L	0-3
3/27	Winthrop (3)	W	12-2 (5)
3/27	Notre Dame (3)	L	2-6
3/28	Georgia State (3)	W	4-1
3/28	Georgia State (3)	W	7-3
3/28	South Carolina (3)	L	0-8
4/3	North Carolina* (4)	L	0-2
4/3	Coastal Carolina (4)	L	2-3
4/3	East Carolina (4)	W	8-6 (8)
4/4	North Carolina* (4)	L	0-6
4/4	Coastal Carolina (4)	L	0-4
4/8	at Samford	L	2-3 (8)
4/8	at Samford	W	5-4 (8)
4/10	at UNC-Greensboro	W	3-1
4/10	at UNC-Greensboro	W	6-4
4/11	UNC-Wilmington (5)	W	11-1 (6)
4/11	Florida State* (5)	L	0-10 (6)

4/11	at North Carolina* (5)	W	4-3
4/12	Winthrop (5)	W	4-1
4/12	East Carolina (5)	L	1-7
4/17	at Florida State (#6)	L	0-6
4/17	Virginia (#6)	L	3-10
4/22	Furman	W	2-0
4/22	Furman	L	3-4
4/25	at Georgia State	L	2-5
4/25	at Georgia State	W	3-2
4/26	Georgia Southern	W	2-0
4/26	Georgia Southern	W	4-3
4/29	at Mercer	W	3-0
4/29	at Mercer	W	8-1
4/30	Kennesaw State	L	0-3
4/30	Kennesaw State	L	1-5

3 - Southern Invitational, Birmingham, Ala.

4 - Furman Spring Fling, Greenville, S.C.

5 - Tar Heel Invitational, Chapel Hill, N.C.

#6 - ACC Tournament, Tallahassee, Fla.

1993 **28-25, 1-5 ACC**

DATE	OPPONENT	W/L	SCORE
2/18	at Mercer	W	13-0
2/18	at Mercer	W	8-5
2/20	South Carolina	L	0-3
2/20	South Carolina	L	5-6
2/23	at Tennessee Tech	L	0-1
2/23	at Tennessee Tech	W	8-6
2/26	Minnesota (7)	L	1-5
2/26	DePaul (7)	W	4-3
2/27	Samford (7)	L	3-4
2/27	Southwest Louisiana (7)	L	0-9
3/6	Florida State*	L	0-3
3/6	Florida State*	L	0-2
3/7	Florida A&M	W	8-1
3/7	Florida A&M	W	6-3
3/9	Winthrop	W	1-0
3/9	Winthrop	W	2-1
3/10	at Furman	L	0-3
3/10	at Furman	L	2-4
3/20	UNC-Charlotte (8)	W	2-1
3/20	at South Carolina (8)	L	1-2
3/21	UNC-Charlotte (8)	W	7-2
3/21	at South Carolina (8)	L	0-5
3/26	UNC-Charlotte (9)	W	3-2
3/26	South Carolina (9)	L	0-9
3/27	Ohio (9)	W	2-1
3/27	Akron (9)	L	2-4
4/2	Mercer (10)	W	18-2
4/2	UNC-Charlotte (10)	W	5-4
4/3	Georgia State (10)	L	0-7
4/3	North Carolina* (10)	W	3-0
4/3	Drexel (10)	W	3-1
4/6	Mercer	W	5-1
4/6	Mercer	W	4-3
4/9	UNC-Charlotte (5)	W	10-3
4/9	Winthrop (5)	W	7-1
4/11	East Carolina (5)	W	1-0
4/11	North Carolina* (5)	L	1-9
4/11	Coastal Carolina (5)	L	6-8
4/14	Georgia State	W	2-1
4/14	Georgia State	W	2-1
4/16	at Florida State (#6)	L	0-12
4/16	North Carolina (#6)	W	3-2
4/17	at Florida State (#6)	L	0-11
4/20	at Georgia State	L	5-6
4/20	at Georgia State	W	3-2
4/21	at Georgia Southern	W	11-4
4/21	at Georgia Southern	L	3-6
4/23	Samford	W	5-3
4/23	Samford	W	2-1

4/25	Virginia*	L	0-6
4/25	Virginia*	L	1-10
4/27	at Samford	L	0-1
4/27	at Samford	L	2-5

5 - Tar Heel Invitational, Chapel Hill, N.C.

#6 - ACC Tournament, Tallahassee, Fla.

7 - Louisiana Classic, Lafayette, La.

8 - S.C. Round Robin Classic, Columbia, S.C.

9 - Winthrop Invitational, Rock Hill, S.C.

10 - Buzz Classic, Marietta, Ga.

1994 **35-23, 2-5 ACC**

DATE	OPPONENT	W/L	SCORE
2/17	at Mercer	W	6-0
2/17	at Mercer	W	8-1
2/19	Eastern Michigan (8)	L	2-9
2/19	at South Carolina (8)	L	5-6
2/20	Eastern Michigan (8)	L	1-7
2/20	at South Carolina (8)	L	0-2
2/24	at Samford	W	3-0
2/24	at Samford	W	3-0
2/27	Virginia*	L	0-2 (8)
2/27	Virginia*	L	0-2
2/28	Louisiana Tech	W	6-2
2/28	Louisiana Tech	L	0-2
3/4	at South Florida	L	0-1
3/4	at South Florida	W	8-1
3/6	at Florida State*	L	1-6
3/6	at Florida State*	L	1-2
3/8	at UNC-Charlotte	W	13-5
3/8	at UNC-Charlotte	W	9-3
3/10	Furman	W	5-0
3/10	Furman	L	1-2
3/20	North Carolina*	W	9-6
3/20	North Carolina*	W	9-1 (5)
3/23	Northeast Illinois	W	8-0 (5)
3/23	Northeast Illinois	W	8-0 (5)
3/25	Coastal Carolina (9)	W	2-1
3/25	St. Francis (9)	W	11-0
3/26	Marshall (9)	W	9-0 (5)
3/26	College of Charleston (9)	W	13-1 (5)
4/1	Radford (10)	W	19-1 (5)
4/1	Wagner (10)	W	13-0 (5)
4/1	St. Francis (10)	W	13-4 (5)
4/2	Troy State (10)	L	3-4
4/2	Tennessee State (10)	W	4-2
4/2	Nicholls State (10)	L	1-6
4/4	Canisius	W	8-0 (6)
4/4	Canisius	L	1-4
4/7	at Winthrop	W	10-2 (5)
4/7	at Winthrop	W	10-0 (5)
4/8	East Carolina (5)	W	3-0
4/8	UNC-Charlotte (5)	W	11-3 (6)
4/9	UNC-Wilmington (5)	W	9-1
4/9	Florida State* (5)	L	0-11 (6)
4/9	Coastal Carolina (5)	L	3-6
4/12	Georgia State	W	15-2
4/12	Georgia State	W	5-0
4/15	South Carolina (11)	L	0-8 (5)
4/16	Tennessee Tech (11)	L	1-2
4/16	South Florida (11)	L	0-2
4/16	Winthrop (11)	W	4-1
4/17	Centenary (11)	L	1-2
4/19	Samford	L	0-2
4/19	Samford	W	11-3 (6)
4/22	at Florida State (#6)	L	1-2
4/22	North Carolina (#6)	L	0-4
4/25	Mercer	W	6-0
4/25	Mercer	W	6-4
4/30	Georgia Southern	W	8-0 (5)
4/30	Georgia Southern	W	4-2

YEAR-BY-YEAR RESULTS

5 - Tar Heel Invitational, Chapel Hill, N.C.
 #6 - ACC Tournament, Tallahassee, Fla.
 8 - C.C. Round Robin Classic, Columbia, S.C.
 9 - Winthrop Invitational, Rock Hill, S.C.
 10 - Buzz Classic, Marietta, Ga.
 11 - at Chattanooga, Tenn.

1995 30-25, 3-3 ACC

DATE	OPPONENT	W/L	SCORE
2/21	at Samford	L	0-1
2/21	at Samford	W	8-0 (6)
2/23	at Mercer	W	4-0
2/23	at Mercer	W	11-2
2/25	#12 Florida State*	L	4-9
2/25	#12 Florida State*	L	1-10
2/26	#11 South Carolina	L	0-7
2/26	#11 South Carolina	L	5-11
3/1	UNC-Charlotte	W	5-2
3/1	UNC-Charlotte	W	11-3 (5)
3/4	Middle Tennessee State (12)	L	3-4
3/4	Troy State (12)	L	1-3
3/18	Winthrop	L	2-5
3/18	Winthrop	W	5-0
3/21	at North Carolina*	W	3-2
3/21	at North Carolina*	W	8-0
3/22	at Virginia*	W	9-3
3/22	at Virginia*	L	1-2
3/24	UNC-Greensboro (9)	L	4-5 (8)
3/24	Georgia Southern (9)	W	4-3 (8)
3/25	Akron (9)	L	3-7
3/25	UNC-Charlotte (9)	W	11-1 (5)
3/25	Eastern Kentucky (9)	L	0-1
3/29	Toledo	W	3-2
3/29	Toledo	W	8-4
3/30	Maryland	W	4-2
3/30	Maryland	W	8-1
3/31	UNC-Wilmington (10)	W	6-1
3/31	Maine (10)	W	8-0 (5)
3/31	Georgia Southern (10)	W	2-1
4/1	Bradley (10)	L	0-3
4/1	Troy State (10)	W	3-2
4/1	#17 Nicholls State (10)	L	0-7
4/3	Mercer	W	5-0
4/3	Mercer	W	8-2
4/5	at Georgia State	L	2-6
4/5	at Georgia State	L	2-5
4/8	Samford	W	10-2
4/8	Samford	W	7-2
4/9	South Florida	L	1-2
4/9	South Florida	L	0-1
4/11	at Georgia Southern	W	5-1
4/11	at Georgia Southern	W	5-3
4/14	SEMO (13)	L	1-2
4/14	Samford (13)	W	10-2
4/14	#6 Southwest Louisiana (13)	L	0-1
4/15	Furman (13)	L	5-7 (11)
4/15	George Mason (13)	W	8-1
4/15	#20 Illinois-Chicago (13)	L	2-7
4/21	Virginia (#6)	W	3-1
4/21	at #10 Florida State (#6)	L	1-2
4/22	Virginia (#6)	W	7-4
4/22	at #10 Florida State (#6)	L	2-5
4/25	at Chattanooga	L	2-3
4/25	at Chattanooga	W	5-1

#6 - ACC Tournament, Tallahassee, Fla.
 9 - Winthrop Invitational, Rock Hill, S.C.
 10 - Buzz Classic, Marietta, Ga.
 12 - Georgia State Tournament, Atlanta, Ga.
 13 - UTC Invite, Chattanooga, Tenn.

1996 32-20, 4-3 ACC

DATE	OPPONENT	W/L	SCORE
2/17	at Samford	L	0-2
2/17	at Samford	W	12-0 (5)
2/24	at #8 South Carolina	L	0-1
2/24	at #8 South Carolina	L	0-10 (5)
2/25	at UNC-Charlotte	W	8-0 (5)
2/25	at UNC-Charlotte	W	12-3
2/26	at Winthrop	W	3-2
2/26	at Winthrop	L	1-2
2/28	Samford	W	5-2
2/28	Samford	W	4-3
3/1	George Mason (14)	W	11-3
3/1	Eastern Michigan (14)	L	1-3
3/2	Radford (14)	W	5-2
3/3	Towson State (14)	W	6-0
3/3	Wisconsin (14)	L	1-2
3/5	Valparaiso	W	14-4 (5)
3/5	Valparaiso	W	3-2
3/7	Mercer	W	10-0 (5)
3/7	Mercer	W	4-2
3/16	Virginia*	W	5-2
3/16	Virginia*	W	5-4
3/19	at South Florida	L	0-1
3/19	at South Florida	L	1-3
3/20	at Bethune-Cookman	W	8-0
3/20	at Bethune-Cookman	W	5-1
3/21	at Stetson	W	5-0
3/21	at Stetson	L	0-5
3/23	at #14 Florida State*	L	0-2
3/23	at #14 Florida State*	W	3-1
3/28	Maryland*	L	0-2
3/28	Maryland*	W	1-0
3/29	North Carolina (10)	L	1-5
3/29	UT-Martin (10)	L	0-1 (9)
3/29	Wichita State (10)	W	9-0 (5)
3/30	Drexel (10)	W	4-3
4/5	Samford (15)	W	13-0 (4)
4/5	Nicholls State (15)	W	5-4 (10)
4/6	Florida Atlantic (15)	W	3-1
4/6	Tennessee (15)	W	5-4
4/6	Troy State (15)	W	2-1
4/7	Tennessee (15)	L	0-5
4/9	Georgia State	L	2-3
4/9	Georgia State	W	3-1
4/10	Furman	L	2-4
4/10	Furman	L	6-7
4/12	at Mercer	W	5-3
4/12	at Mercer	W	5-0
4/19	#17 Florida State (#16)	L	4-5
4/19	Virginia (#16)	L	2-3
4/23	Georgia Southern	W	9-1
4/23	Georgia Southern	W	5-4
4/25	North Carolina*	L	1-16 (6)

10 - Buzz Classic, Marietta, Ga.
 14 - East Carolina Tournament, Greenville, N.C.
 15 - Samford Spring Invitational, Birmingham, Ala.
 #16 - ACC Tournament, Raleigh, N.C.

1997 22-34, 2-6 ACC

DATE	OPPONENT	W/L	SCORE
2/16	at Samford	W	7-6 (8)
2/16	at Samford	W	14-1 (5)
2/21	Ohio (17)	L	2-3
2/21	Illinois-Chicago (17)	L	2-11 (5)
2/22	UNC-Greensboro (17)	W	7-1 (6)
2/22	Marshall (17)	W	1-0
2/23	East Carolina (17)	L	4-6
3/1	Georgia Southern (12)	L	4-6 (8)
3/1	Indiana State (12)	L	0-16 (5)
3/2	Georgia (12)	L	2-8

3/2	Tennessee Tech (12)	L	1-7
3/4	Samford	W	15-7
3/4	Samford	W	9-6
3/6	at UNC-Charlotte	L	2-5
3/6	at UNC-Charlotte	L	3-4
3/8	North Carolina*	W	5-3
3/8	North Carolina*	W	9-2
3/10	Southern Illinois	L	2-3 (8)
3/10	Southern Illinois	W	5-2
3/12	Winthrop	W	9-3
3/12	Winthrop	W	5-0
3/13	Radford	W	8-7
3/15	at Georgia Southern	L	1-2
3/15	at Georgia Southern	W	5-1
3/23	#18 Florida State*	L	1-5
3/23	#18 Florida State*	L	5-8
3/24	#14 Minnesota	L	1-5
3/25	#22 Utah	L	1-4
3/25	#22 Utah	W	6-4
3/27	Evansville	W	3-2 (9)
3/27	Evansville	L	5-8
3/28	Youngstown State (10)	W	9-2
3/28	Middle Tennessee State (10)	L	0-1 (8)
3/29	Auburn (10)	W	4-0
3/29	Canisius (10)	W	5-4
3/29	Southwest Louisiana (10)	L	1-9 (6)
4/1	at Furman	W	4-3
4/1	at Furman	L	2-5
4/3	#3 South Carolina	L	0-3
4/3	#3 South Carolina	L	2-10 (5)
4/5	at Georgia State	L	3-4
4/5	at Georgia State	W	6-3
4/6	#14 South Florida	L	0-7
4/6	#14 South Florida	L	1-6
4/8	at Mercer	L	1-2
4/8	at Mercer	L	4-7
4/11	at Virginia*	L	0-4
4/11	at Virginia*	L	2-3 (8)
4/13	at Maryland*	L	1-2
4/13	at Maryland*	L	0-3
4/17	North Carolina (#18)	L	7-8
4/18	Virginia (#18)	W	7-2
4/19	North Carolina (#18)	W	3-2 (8)
4/19	Maryland (#18)	L	0-9 (6)
4/26	Louisiana Tech (19)	L	6-8
4/26	Mississippi (19)	L	1-3

10 - Buzz Classic, Marietta, Ga.
 12 - Georgia State Tournament, Atlanta, Ga.
 17 - Triangle Tournament, Raleigh, N.C.
 #18 - ACC Tournament, Marietta, Ga.
 19 - Ole Miss Rebel Classic, Oxford, Miss.

1998 24-32, 2-6 ACC

DATE	OPPONENT	W/L	SCORE
2/15	Georgia Southern	L	4-5
2/15	Georgia Southern	W	9-8
2/18	Samford	L	2-3
2/18	Samford	W	6-1
2/20	Illinois-Chicago (5)	L	1-4
2/20	Campbell (5)	L	1-3
2/21	Kentucky (5)	W	6-2
2/21	Radford (5)	W	10-1 (5)
2/25	Mercer	W	6-5
2/25	Mercer	W	6-3
2/27	Mississippi	W	8-3
2/27	Mississippi	L	0-1
2/28	Mississippi (12)	L	2-4
2/28	Tennessee Tech (12)	L	0-2
3/1	St. Louis (12)	W	16-0 (5)
3/1	Northwestern State (12)	W	8-7
3/1	Virginia Tech (12)	W	2-1

YEAR-BY-YEAR RESULTS

3/7	at North Carolina*	L	0-5
3/7	at North Carolina*	L	0-6
3/9	Southern Illinois	L	2-6
3/10	Georgia State	W	2-1
3/11	South Carolina	L	0-8 (5)
3/11	South Carolina	L	3-6
3/23	Maryland*	L	5-7
3/24	Maryland*	L	0-5
3/25	Utah	L	0-8 (6)
3/25	Utah	L	4-8
3/26	Wright State	W	5-3
3/27	UNC-Charlotte (10)	W	7-1
3/27	Nicholls State (10)	W	2-1
3/28	Florida Atlantic (10)	L	2-4 (8)
3/28	Drake (10)	W	5-3
3/28	Florida Atlantic (10)	L	0-2
3/29	Georgia Southern (10)	W	2-0
4/1	UNC-Charlotte	L	1-4
4/1	UNC-Charlotte	L	1-5
4/3	#6 at South Florida	L	0-1 (9)
4/3	#6 at South Florida	L	1-2 (10)
4/5	#15 at Florida State*	L	2-3
4/5	#15 at Florida State*	L	1-4
4/8	Georgia Southern	L	1-13 (5)
4/8	Georgia Southern	W	4-1
4/9	at Samford	W	2-1 (9)
4/9	at Samford	L	4-5
4/11	Virginia*	W	5-3
4/11	Virginia*	W	2-0
4/15	Furman	W	3-0
4/15	Furman	W	4-3
4/16	at Troy State	W	1-0
4/16	at Troy State	L	3-4 (5)
4/20	at Alabama	L	1-7
4/20	at Alabama	L	2-10 (6)
4/21	Georgia	L	0-2
4/23	Virginia (#6)	L	1-3
4/24	Maryland (#6)	L	0-4
4/28	Georgia State	W	6-3

5 - Tar Heel Invitational, Chapel Hill, N.C.

#6 - ACC Tournament, Tallahassee, Fla.

10 - Buzz Classic, Marietta, Ga.

12 - Georgia State Tournament, Atlanta, Ga.

3/6	Virginia Tech (12)	L	6-10
3/7	Fordham (12)	W	12-2 (5)
3/7	Evansville (12)	L	1-4 (5)
3/7	Troy State (12)	L	0-4
3/10	#22 Southern Mississippi	L	1-8
3/10	#22 Southern Mississippi	L	6-12
3/11	Pittsburgh	W	3-1
3/11	Pittsburgh	L	4-6
3/13	Pittsburgh (21)	L	2-3 (8)
3/13	Elon (21)	W	4-3 (8)
3/23	at Samford	L	1-4
3/23	at Samford	L	2-3
3/24	Northwestern	L	2-5
3/26	Rhode Island (10)	W	7-1
3/26	Niagara (10)	W	10-3
3/27	#17 Southern Mississippi (10)	L	0-7
3/27	Mercer (10)	W	12-2 (5)
3/28	Canisius (10)	L	1-2 (8)
4/3	Florida State*	L	0-7
4/3	Florida State*	L	5-8
4/7	Georgia Southern	W	5-3
4/7	Georgia Southern	W	6-5
4/9	at Maryland*	L	1-2 (10)
4/10	at Maryland*	L	0-8 (5)
4/11	at Virginia*	L	0-2
4/11	at Virginia*	L	4-6
4/13	Samford	W	6-4
4/13	Samford	L	4-7 (8)
4/14	at Georgia	L	2-3 (8)
4/18	Troy State	L	2-5
4/18	Troy State	L	0-4
4/21	Mississippi State	L	0-5
4/24	North Carolina*	L	2-4
4/25	North Carolina*	L	5-7
4/28	Georgia	L	0-10 (5)
5/1	at UNC-Charlotte	L	0-1
5/2	at UNC-Charlotte	W	5-1
5/9	South Florida	L	4-8
5/9	South Florida	L	2-3
5/14	Virginia (#6)	L	0-4
5/15	North Carolina (#6)	W	6-2
5/15	#21 Maryland (#6)	L	0-7

#6 - ACC Tournament, Tallahassee, Fla.

10 - Buzz Classic, Marietta, Ga.

12 - Georgia State Tournament, Atlanta, Ga.

14 - East Carolina Tournament, Greenville, N.C.

20 - South Florida Tournament, Tampa, Fla.

21 - Georgia Tech Round Robin, Atlanta, Ga.

2000 25-33, 2-6 ACC

DATE	OPPONENT	W/L	SCORE
2/12	at Georgia Southern	W	7-1 (9)
2/12	at Georgia Southern	W	10-8
2/15	at Auburn	L	1-3
2/18	Elon (17)	W	6-3
2/18	Wright State (17)	W	3-2
2/19	Minnesota (17)	L	0-2
2/19	Eastern Kentucky (17)	W	11-1 (5)
2/20	Akron (17)	W	6-1
2/20	#18 Illinois-Chicago (17)	W	2-1
2/23	Furman	L	0-6
2/23	Furman	W	7-1
2/25	Drake (22)	L	3-8
2/25	#16 Alabama (22)	L	3-9
2/26	#20 DePaul (22)	L	0-4
2/26	#2 Arizona (22)	L	0-12 (5)
2/26	Drake (22)	L	2-5
3/2	Georgia	L	1-7
3/2	Georgia	W	6-5
3/4	Radford	W	16-1 (5)
3/4	Radford	W	20-3 (5)

3/9	at St. Mary's College	L	1-7
3/10	Wisconsin (23)	L	4-6
3/10	San Jose State (23)	L	3-5
3/10	UC Santa Barbara (23)	L	2-6
3/11	Central Michigan (23)	L	2-3
3/11	Santa Clara (23)	W	4-0
3/11	Wisconsin (23)	L	0-8
3/15	Indiana	W	10-3
3/15	Indiana	L	5-7
3/18	at Samford	W	6-4
3/18	at Samford	W	4-2 (8)
3/21	Maryland*	L	3-7
3/21	Maryland*	L	5-9
3/22	Connecticut	L	0-5
3/24	Marshall (10)	W	4-2
3/24	College of Charleston (10)	L	1-2
3/25	Florida A&M (10)	L	2-4
3/25	Tennessee Tech (10)	W	5-4 (8)
3/28	Southwest Missouri State	W	6-2
3/29	Brown	L	3-5
4/1	at Florida State*	W	2-1
4/1	at Florida State*	W	8-2
4/5	Georgia Southern	W	2-1
4/5	Georgia Southern	W	4-0
4/8	#24 East Carolina	L	0-11 (5)
4/9	#24 East Carolina	W	3-2
4/11	Auburn	W	4-3 (8)
4/13	at Troy State	W	2-0
4/14	at Troy State	L	4-5
4/15	Virginia*	L	2-4
4/15	Virginia*	L	1-4
4/19	at #21 Mississippi State	L	2-3
4/22	at North Carolina*	L	0-2
4/23	at North Carolina*	L	1-6
4/25	Georgia State	L	1-3
4/25	Georgia State	L	0-2
4/29	Virginia (#6)	L	6-7 (9)
4/30	Maryland (#6)	L	1-2

#6 - ACC Tournament, Tallahassee, Fla.

10 - Buzz Classic, Marietta, Ga.

17 - Triangle Tournament, Raleigh, N.C.

22 - Bama Bash, Tuscaloosa, Ala.

23 - National Invitational Tournament, San Jose, Calif.

2001 24-29, 2-6 ACC

DATE	OPPONENT	W/L	SCORE
2/10	at Georgia Southern	L	1-9 (5)
2/10	at Georgia Southern	W	2-1
2/13	at Furman	W	3-1
2/13	at Furman	W	2-1 (6)
2/17	Louisiana-Monroe (24)	W	3-2
2/17	Arkansas (24)	L	2-3
2/18	Southeast Louisiana (24)	L	1-3
2/18	Drake (24)	L	1-2 (9)
2/21	at Georgia State	W	9-0 (5)
2/21	at Georgia State	W	3-1
2/24	Troy State	L	1-2
2/24	Troy State	L	0-4
3/2	Campbell (12)	W	12-2 (5)
3/2	Georgia State (12)	W	10-7
3/2	Eastern Michigan (12)	W	3-0
3/6	Eastern Michigan	W	8-0 (6)
3/6	Eastern Michigan	W	3-2
3/8	Boston University (25)	L	0-1 (8)
3/8	South Florida (25)	L	1-3 (8)
3/9	Penn State (25)	L	8-9 (8)
3/9	Tennessee Tech (25)	W	4-2
3/10	#6 Stanford (25)	L	0-9 (6)
3/17	Samford	W	3-0
3/17	Samford	W	2-0
3/21	Arkansas	W	4-0

INFORMATION

KATE MADDEN

Head Coach: 1999-2003

Seasons: 5

Record: 161-143 (.530)

1999 22-38, 0-8 ACC

DATE	OPPONENT	W/L	SCORE
2/10	at Georgia Southern	L	2-4
2/10	at Georgia Southern	W	3-2
2/14	at Furman	L	0-1
2/14	at Furman	W	8-1
2/17	Virginia Tech	W	5-4
2/17	Virginia Tech	L	2-3
2/19	#6 South Florida (20)	L	2-10 (6)
2/19	Notre Dame (20)	L	4-6
2/20	Kansas (20)	W	4-2
2/20	Tennessee (20)	L	8-13
2/21	Miami (Ohio) (14)	W	5-3
2/26	Delaware State (14)	W	26-1 (5)
2/26	East Carolina (14)	W	2-0
2/27	Ohio (14)	W	5-3 (8)
2/27	Towson (14)	W	3-1
2/28	East Carolina (14)	L	2-3
3/3	at Mercer	W	10-3
3/3	at Mercer	W	10-4

YEAR-BY-YEAR RESULTS

3/23	UT-Martin (10)	W	3-0
3/23	Illinois-Chicago (10)	L	3-4 (8)
3/24	Stetson (10)	L	1-2 (8)
3/24	Coastal Carolina (10)	L	3-7
3/27	Harvard	W	3-2 (9)
3/27	Harvard	W	4-1
3/31	#16 Florida State*	L	0-7
3/31	#16 Florida State*	W	2-1 (8)
4/4	Georgia Southern	L	2-4
4/4	Georgia Southern	W	2-1 (10)
4/8	Morris Brown^	W	7-0
4/8	Morris Brown^	W	7-0
4/11	at Georgia	L	4-5
4/11	at Georgia	L	2-3
4/14	at Virginia*	L	1-2
4/14	at Virginia*	L	0-1 (8)
4/15	at Maryland*	L	0-2
4/15	at Maryland*	W	4-3
4/17	at Chattanooga	L	1-3
4/17	at Chattanooga	L	1-2
4/19	Mississippi State	L	2-3
4/19	Mississippi State	L	1-4 (10)
4/21	North Carolina *	L	0-2
4/22	North Carolina *	L	3-5
5/6	at East Carolina	L	0-8 (5)
5/6	at East Carolina	W	3-1
5/11	Maryland (#16)	L	0-1
5/12	Virginia (#16)	L	2-3

^ - Forfeited Game

10 - Buzz Classic, Marietta, Ga.

12 - Georgia State Tournament, Atlanta, Ga.

#16 - ACC Tournament, Raleigh, N.C.

24 - Mardi Gras Classic, Monroe, La.

25 - Speedline Invitational, Tampa, Fla.

ACC TOURNAMENT CHAMPS

NCAA REGIONALS

2002	52-18, 6-2 ACC		
DATE	OPPONENT	W/L	SCORE
2/10	Gardner-Webb	W	5-1
2/10	Gardner-Webb	W	9-0 (5)
2/13	Furman	L	0-3
2/13	Furman	W	6-1
2/16	at Georgia Southern	W	1-0 (9)
2/16	at Georgia Southern	W	6-0
2/20	Georgia State	W	5-3
2/20	Georgia State	W	5-2
2/22	Rutgers (26)	W	6-1
2/22	at #21 Florida Atlantic (26)	L	0-1
2/23	Southern Illinois (26)	L	0-1
2/23	FIU (26)	L	1-2
2/24	Rutgers (26)	W	2-1 (9)
2/26	Jacksonville State	W	3-2
2/26	Jacksonville State	W	4-3
3/2	McNeese State (27)	W	2-1 (9)
3/2	Long Island (27)	W	3-2
3/6	at St. Mary's College	W	5-1
3/6	at St. Mary's College	W	3-0
3/8	#17 Iowa (28)	W	2-1
3/8	Syracuse (28)	W	6-4
3/8	Long Beach State (28)	W	4-2
3/9	#7 Arizona State (28)	L	4-5
3/9	Virginia (28)	L	4-6 (10)
3/13	at Troy State	W	7-3
3/13	at Troy State	L	0-7 (6)
3/17	Princeton	W	5-4
3/17	Princeton	W	7-0
3/19	at Auburn	L	1-9 (6)
3/19	at Auburn	W	2-1
3/22	Tennessee Tech (10)	W	8-2
3/22	Harvard (10)	W	5-2

3/23	Illinois (10)	W	3-0
3/23	Charleston Southern (10)	W	6-2
3/24	Maryland (10)	W	2-1 (8)
3/24	#25 Ohio State (10)	L	0-7
3/27	Maryland*	W	3-0
3/27	Maryland*	W	4-0
3/31	Virginia*	W	5-1
3/31	Virginia*	W	3-1
4/3	Georgia Southern	W	7-3
4/3	Georgia Southern	W	4-0
4/5	at North Carolina*	W	1-0
4/5	at North Carolina*	W	5-4
4/6	Maryland (5)	W	5-1
4/6	North Carolina (5)	W	8-5
4/7	Virginia (5)	L	0-1
4/7	Virginia (5)	L	5-10
4/10	Chattanooga	W	5-1
4/10	Chattanooga	W	2-0
4/13	at #21 Florida State*	L	3-7
4/13	at #21 Florida State*	L	2-4
4/18	at Mississippi State	L	4-7
4/18	at Mississippi State	L	0-3
4/20	at Jacksonville State	W	4-2
4/20	at Jacksonville State	W	8-3 (8)
4/24	at Samford	W	7-1
4/24	at Samford	W	6-0
4/26	Mercer	W	10-2 (6)
4/26	Mercer	W	4-0
4/28	#25 Georgia	L	0-1
4/28	#25 Georgia	W	2-1
5/10	Maryland (#6)	W	1-0 (9)
5/11	at #21 Florida State (#6)	W	2-0
5/12	North Carolina (#6)	W	6-2
5/16	Alabama (#6)	W	3-1 (10)
5/17	#21 Florida State (#6)	W	2-0
5/18	Chattanooga (#6)	W	3-0
5/19	#21 Florida State (#6)	L	2-3 (9)
5/19	#21 Florida State (#6)	L	1-6

5 - Tar Heel Invitational, Chapel Hill, N.C.

#6 - ACC Tournament, Tallahassee, Fla.

!6 - NCAA Tournament, Tallahassee, Fla.

10 - Buzz Classic, Marietta, Ga.

26 - FAU Worth Invitational, Boca Raton, Fla.

27 - LSU Purple & Gold Challenge, Baton Rouge, La.

28 - National Invitational Tournament, Pleasanton, Calif.

NCAA REGIONALS

2003	38-25, 3-4 ACC		
DATE	OPPONENT	W/L	SCORE
2/8	Boston College (29)	W	7-4
2/8	at #20 South Carolina (29)	L	0-8 (5)
2/9	UNC-Greensboro (29)	L	0-1
2/9	Boston College (29)	W	2-1 (8)
2/11	at Chattanooga	W	2-0
2/11	at Chattanooga	L	0-2
2/16	Georgia Southern	W	7-2
2/18	at Furman	W	4-0
2/18	at Furman	W	1-0
2/21	Illinois (30)	L	2-3 (8)
2/21	Oakland (30)	L	0-1
2/22	at Florida (30)	L	2-9
2/23	Oakland (30)	W	3-2 (9)
2/25	Troy State	W	6-5 (9)
2/25	Troy State	W	5-0
3/1	Bradley (31)	W	8-0 (5)
3/1	Manhattan (30)	W	7-0
3/2	at Georgia State (30)	L	2-3
3/2	at Georgia State (30)	W	11-2 (5)
3/6	at St. Mary's College	L	3-6
3/7	#23 Oregon (32)	L	1-2
3/7	UMKC (32)	W	3-0

3/8	#8 California (32)	L	0-1
3/8	#17 Oregon State (32)	L	1-4
3/9	Virginia Tech (32)	W	6-0
3/12	at Georgia State	W	5-1
3/12	at Georgia State	W	7-3
3/16	Princeton	W	8-1
3/16	Princeton	W	4-0
3/18	Arkansas	W	3-2
3/18	Arkansas	L	2-3
3/22	Lipscomb (10)	W	3-2
3/22	Radford (10)	W	5-3
3/22	Maryland (10)	W	1-0 (9)
3/23	Troy State (10)	L	2-3 (8)
3/26	Harvard	W	5-2
3/26	Harvard	W	3-2 (8)
3/30	at Mercer	W	14-0
3/30	at Mercer	W	10-1
4/2	at #8 Georgia	L	0-6
4/2	at #8 Georgia	L	0-1
4/5	at Virginia*	L	1-6
4/5	at Virginia*	W	2-0
4/6	at Maryland*	W	5-1
4/6	at Maryland*	W	1-0 (10)
4/14	Mississippi State	W	9-1 (5)
4/14	Mississippi State	W	5-3
4/17	North Carolina*	L	1-3
4/21	at Georgia Southern	W	4-2
4/21	at Georgia Southern	W	6-1
4/23	at Auburn	L	0-2
4/26	at #17 Alabama	L	2-3
4/26	at #17 Alabama	W	2-1
5/2	Auburn	W	2-0
5/4	#12 Florida State*	L	0-4
5/4	#12 Florida State*	L	0-6
5/9	North Carolina (#6)	W	3-1
5/10	at #10 Florida State (#6)	L	3-5
5/10	Virginia (#6)	L	3-4
5/15	Illinois (!33)	L	3-5
5/15	Southern (!33)	W	9-0 (5)
5/16	#17 Stanford (!33)	W	2-1 (9)
5/16	Massachusetts (!33)	L	0-2

#6 - ACC Tournament, Tallahassee, Fla.

10 - Buzz Classic, Marietta, Ga.

29 - Gamecock Invitational, Columbia, S.C.

30 - Cox Communications Classic, Gainesville, Fla.

31 - Georgia State Invitational, Decatur, Ga.

32 - National Invitational Tournament, Sunnysvale, Calif.

!33 - NCAA Tournament, Tuscaloosa, Ala.

EHREN EARLEYWINE

Head Coach: 2004-06

Seasons: 3

Record: 146-55 (.726)

NCAA REGIONALS

2004	47-19, 5-5 ACC		
DATE	OPPONENT	W/L	SCORE
2/7	Gardner-Webb (24)	W	3-2
2/7	at Louisiana-Monroe (24)	W	9-0 (5)
2/8	Kentucky (24)	L	3-5
2/8	#9 La-Lafayette (24)	W	4-1
2/17	Furman	W	8-0 (6)
2/17	Furman	W	2-0
2/21	at Georgia State (34)	W	6-0
2/21	Eastern Kentucky (34)	W	2-0
2/22	Tennessee State (34)	W	4-0
2/22	at Georgia State (34)	W	8-0 (5)
2/24	at Gardner-Webb	W	4-2
2/24	at Gardner-Webb	W	6-3

YEAR-BY-YEAR RESULTS

2/27	Virginia Tech (35)	W	6-5
2/27	#14 Nebraska (35)	W	1-0
2/28	#7 Michigan (35)	L	1-3
2/28	DePaul (35)	W	5-1
2/29	#16 Fresno State (35)	W	8-0 (6)
2/29	Notre Dame (35)	L	1-2
3/3	Georgia Southern	L	1-3
3/3	Georgia Southern	W	6-0
3/5	UTEP (36)	W	7-0
3/6	at #2 Arizona (36)	L	0-2
3/6	Northern Iowa (36)	W	7-0
3/7	Indiana (36)	W	7-0
3/11	Saint Joseph's	W	9-1 (5)
3/11	Saint Joseph's	W	6-0
3/17	Ball State	W	2-1
3/17	Ball State	W	6-0
3/19	Austin Peay (10)	W	3-1
3/19	Ohio (10)	W	7-3
3/20	Nicholls State (10)	L	1-2
3/20	Western Kentucky (10)	W	13-0 (5)
3/20	Iowa State (10)	W	11-0 (5)
3/21	Connecticut (10)	L	4-5
3/23	Ohio	W	11-3 (6)
3/23	Ohio	W	6-0
3/29	at Troy State	W	4-0
3/29	at Troy State	W	10-0
3/31	#5 Georgia	L	1-3
4/3	at #4 Florida State*	L	0-4
4/3	at #4 Florida State*	L	1-2
4/7	Georgia State	W	3-0
4/7	Georgia State	W	8-0 (6)
4/10	Virginia*	L	0-2
4/10	Virginia*	W	2-0
4/13	#13 Alabama	W	1-0
4/17	at NC State*	W	2-0
4/17	at NC State*	L	0-2
4/18	at North Carolina*	W	2-1
4/18	at North Carolina*	L	2-3
4/21	at Georgia Southern	W	1-0
4/21	at Georgia Southern	W	1-0
5/2	Maryland*	W	10-2 (6)
5/2	Maryland*	W	1-0
5/8	at Mississippi State	L	2-10 (6)
5/8	at Mississippi State	L	0-1
5/14	NC State (#6)	W	2-1
5/14	at #4 Florida State (#6)	L	2-3
5/15	Virginia (#6)	W	4-1
5/15	Maryland (#6)	W	6-4
5/15	North Carolina (#6)	W	4-0
5/16	at #4 Florida State (#6)	L	1-3
5/20	Massachusetts (!37)	W	1-0
5/21	at #10 Georgia (!37)	W	3-2
5/22	#8 Washington (!37)	L	0-2
5/22	at #11 Georgia (!37)	L	1-9 (6)

#6 - ACC Tournament, Tallahassee, Fla.

10 - Buzz Classic, Marietta, Ga.

24 - Mardi Gras Classic, Monroe, La.

34 - Lady Panther Invite, Panthersville, Ga.

35 - NFCA Leadoff Classic, Columbus, Ga.

36 - Hillenbrand Invitational, Tucson, Ariz.

!37 - NCAA Tournament, Athens, Ga.

ACC REGULAR SEASON CHAMPIONS

ACC TOURNAMENT CHAMPIONS

NCAA REGIONALS

2005	51-14, 11-4 ACC		
DATE	OPPONENT	W/L	SCORE
2/5	Chattanooga	W	6-0
2/5	Chattanooga	W	8-0 (5)
2/9	at Georgia Southern	W	6-1
2/11	Boston College (26)	W	6-2

2/11	Northwestern (26)	W	3-0
2/12	Bethune-Cookman (26)	W	4-0
2/12	at Florida Atlantic (26)	W	10-4
2/13	Bethune-Cookman (26)	W	2-1 (8)
2/16	at Furman	W	10-0
2/19	Eastern Kentucky (34)	W	7-0
2/19	Evansville (34)	W	6-5
2/20	at Georgia State (34)	W	3-1
2/20	Evansville (34)	W	1-0
2/25	#8 Michigan (35)	L	1-3
2/25	Southern Illinois (35)	L	1-5
2/26	South Carolina (35)	L	0-2 (10)
2/26	#17 Nebraska (35)	L	1-9 (5)
3/2	at UAB	W	3-0
3/4	Winthrop (10)	W	2-0
3/4	Purdue (10)	W	2-1
3/5	Saint Louis (10)	W	10-0 (5)
3/5	Mercer (10)	W	8-0 (6)
3/6	Florida A&M (10)	W	11-3 (5)
3/6	Ohio State (10)	L	3-5
3/9	Boston University (38)	W	12-0 (5)
3/9	Oakland (38)	W	7-4
3/12	North Carolina*	W	12-2 (5)
3/12	North Carolina*	L	4-6 (8)
3/13	North Carolina*	W	4-0
3/18	Charleston Southern (39)	W	14-2 (6)
3/18	Kent State (39)	W	5-0
3/19	Northern Illinois (39)	W	4-3
3/19	at UCF (39)	L	0-1
3/20	Northern Illinois (39)	W	5-3
3/20	at UCF	W	8-0 (6)
3/22	at Stetson	W	5-0 (6)
3/26	#24 Florida State*	W	2-0
3/26	#24 Florida State*	W	3-1
3/27	#24 Florida State*	W	5-0
3/30	at Chattanooga	L	0-1
3/30	at Chattanooga	W	7-1
4/3	at Virginia*	W	3-0
4/3	at Virginia*	L	4-6
4/6	at Alabama State	W	5-1
4/9	NC State*	W	4-0
4/9	NC State*	W	9-2
4/10	NC State*	W	2-1
4/16	UAB	W	8-4
4/16	UAB	W	9-0 (5)
4/19	at #12 Georgia	W	4-3
4/20	at Georgia State	W	7-0
4/23	at Virginia Tech*	L	5-9
4/23	at Virginia Tech*	W	10-3
4/27	Georgia Southern	W	2-0
4/29	at Maryland*	W	3-2
4/29	at Maryland*	L	1-2
5/9	Troy	W	4-2
5/9	Troy	L	2-8
5/12	NC State (#40)	W	2-0
5/14	Virginia (#40)	W	3-0
5/15	Virginia Tech (#40)	W	1-0
5/20	Kansas (!37)	W	3-1 (9)
5/21	at #8 Georgia (!37)	L	1-8
5/21	Kansas (!37)	W	5-2
5/22	at #8 Georgia (!37)	L	1-2

10 - Buzz Classic, Marietta, Ga.

26 - FAU Worth Invitational, Boca Raton, Fla.

34 - Lady Panther Invite, Panthersville, Ga.

35 - NFCA Leadoff Classic, Columbus, Ga.

!37 - NCAA Tournament Game, Athens, Ga.

38 - Yellow Jacket Invitational, Atlanta, Ga.

39 - UCF Tournament, Orlando, Fla.

#40 - ACC Tournament, College Park, Md.

NCAA REGIONALS

2006	48-22, 12-9 ACC		
DATE	OPPONENT	W/L	SCORE
2/10	#18 Missouri	W	11-6
2/10	#18 Missouri	L	5-8
2/11	#18 Missouri	L	3-9
2/15	Chattanooga	W	7-2
2/15	Chattanooga	W	7-1
2/18	at Georgia State (34)	W	12-4 (5)
2/18	Kennesaw State (34)	L	4-5
2/19	Eastern Kentucky (34)	W	8-0 (5)
2/19	Georgia State (34)	W	9-4
2/24	#4 Alabama (35)	L	2-3
2/24	Hofstra (35)	W	3-1
2/28	Gardner-Webb	W	2-0
2/28	Gardner-Webb	W	10-2 (5)
3/3	East Tennessee State (10)	W	11-2 (5)
3/3	Marshall (10)	W	12-6
3/4	Austin Peay (10)	W	14-6 (6)
3/4	Connecticut (10)	W	4-0
3/4	UTEP (10)	W	10-1 (5)
3/5	South Dakota State (10)	W	8-1
3/5	Radford (10)	W	6-4
3/5	NC State (10)	W	7-1
3/9	Michigan State (41)	L	2-3
3/9	South Florida (41)	W	7-6
3/10	Long Island (41)	W	5-2
3/10	Boston University (41)	W	9-1 (5)
3/11	Wright State (41)	W	8-0 (5)
3/11	Illinois-Chicago (41)	W	5-2
3/12	Massachusetts (41)	L	1-2
3/18	Maryland*	W	4-1
3/18	Maryland*	W	9-0
3/19	Maryland*	W	5-1
3/21	at #19 Baylor	W	8-0 (5)
3/22	at #3 Texas	L	0-1
3/22	at #3 Texas	L	3-5
3/25	Virginia*	W	10-2 (5)
3/25	Virginia*	W	7-4
3/26	Virginia*	L	4-5
3/29	#10 Georgia	W	6-4
3/29	#10 Georgia	L	7-15
4/1	at Florida State*	L	1-9 (5)
4/1	at Florida State*	W	8-3
4/2	at Florida State*	L	4-7
4/5	at Chattanooga	W	11-7
4/5	at Chattanooga	W	7-6
4/8	at NC State*	L	1-9
4/8	at NC State*	W	4-3
4/9	at NC State*	L	3-7
4/11	Georgia Southern	W	8-0 (5)
4/12	Furman	W	6-5
4/12	Furman	W	11-3 (6)
4/15	Boston College*	W	12-11
4/15	Boston College*	W	10-4
4/16	Boston College*	W	15-7 (5)
4/22	at #20 North Carolina*	L	4-5
4/22	at #20 North Carolina*	W	1-0 (8)
4/23	at #20 North Carolina*	L	2-4
4/26	at Georgia Southern	W	3-2
4/26	at Georgia Southern	W	3-0
4/29	#25 Virginia Tech*	L	2-4
4/29	#25 Virginia Tech*	L	1-4
4/30	#25 Virginia Tech*	W	3-2
5/11	Florida State (#42)	L	1-10 (5)
5/12	Boston College (#42)	W	7-3
5/12	Virginia (#42)	W	11-2 (5)
5/13	Florida State (#42)	W	4-3
5/13	Florida State (#42)	L	4-7
5/19	Florida A&M (!33)	W	9-3
5/20	at #4 Alabama (!33)	L	5-8
5/20	Florida A&M (!33)	W	10-7

YEAR-BY-YEAR RESULTS

5/21 at #4 Alabama (#133) L 2-7

- 10 - Buzz Classic, Marietta, Ga.
- 133 - NCAA Tournament Game, Tuscaloosa, Ala.
- 34 - Lady Panther Invite, Panthersville, Ga.
- 41 - USF Adidas Invitational, Clearwater, Fla.
- #42 - ACC Tournament, Chapel Hill, N.C.

SHARON PERKINS

Head Coach: 2007-13

Seasons: 7

Record: 290-138 (.678)

NCAA REGIONALS

2007 54-16, 14-6 ACC

DATE	OPPONENT	W/L	SCORE
2/10	Georgia Southern	W	7-2
2/10	Georgia Southern	W	8-0 (6)
2/14	Troy	L	2-4
2/17	Georgetown (43)	W	17-0 (5)
2/17	Miami (Ohio) (43)	W	10-0 (5)
2/18	Evansville (43)	W	7-5
2/18	at Kennesaw State (43)	W	8-2
2/20	Gardner-Webb	W	12-1 (5)
2/20	Gardner-Webb	W	9-4
2/23	#16 Baylor (35)	W	10-7
2/23	DePaul (35)	W	8-3
2/24	#24 Massachusetts (35)	W	3-0
2/24	#19 Florida (35)	L	1-5
2/25	Tennessee Tech (35)	W	4-2
2/27	Oakland	W	14-6 (6)
2/28	Chattanooga	W	8-0 (6)
2/28	Chattanooga	W	6-5
3/2	New Mexico (44)	W	11-3 (6)
3/2	Indiana State (44)	L	1-4
3/3	Lipscomb (44)	W	11-1 (5)
3/3	Centenary (44)	W	8-1
3/4	Middle Tennessee State (44)	W	8-6
3/4	Iowa (44)	W	6-0
3/8	Indiana (41)	W	16-8 (6)
3/8	Northern Illinois (41)	W	4-1
3/9	Massachusetts (41)	W	5-1
3/9	Tennessee Tech (41)	W	6-0
3/10	Illinois-Chicago (41)	L	3-4
3/10	Oklahoma State (41)	W	4-3
3/11	Hofstra (41)	L	7-9
3/14	Houston	W	2-1
3/17	at Virginia Tech*	L	0-6
3/17	at Virginia Tech*	L	1-3
3/18	at Virginia Tech*	W	21-1 (5)
3/21	at San Diego State	L	4-5
3/21	at San Diego State	L	0-1
3/24	#23 NC State*	W	11-10
3/24	#23 NC State*	W	4-1
3/25	#23 NC State*	L	6-9
3/28	at #22 Georgia	W	5-4
3/28	at #22 Georgia	W	4-1
3/31	#23 North Carolina*	L	2-4 (12)
3/31	#23 North Carolina*	W	5-4
4/1	#23 North Carolina*	L	4-6
4/4	at Furman	W	5-0
4/4	at Furman	W	8-1
4/7	Florida State*	L	0-8
4/7	Florida State*	W	9-1 (6)
4/8	Florida State*	W	7-6
4/12	Western Carolina	W	7-1
4/14	at Maryland*	W	7-3
4/14	at Maryland*	W	7-2
4/18	Kennesaw State	W	5-0
4/18	Kennesaw State	W	8-0 (5)
4/21	at Boston College*	W	4-3

4/21	at Boston College*	W	6-3
4/22	at Boston College*	W	12-0 (5)
4/25	at Georgia State	W	6-2
4/25	at Georgia State	W	4-1
4/27	at Virginia*	W	12-3 (5)
4/27	at Virginia*	W	15-0 (5)
4/28	at Virginia*	W	11-10
5/7	Mercer	W	4-1
5/10	Maryland (#6)	W	5-1
5/11	Boston College (#6)	W	4-0
5/12	Florida State (#6)	W	7-3
5/13	#15 Virginia Tech (#6)	L	0-2
5/18	#18 Texas (145)	W	3-2
5/19	at #19 Florida (145)	L	0-8 (5)
5/19	#18 Texas (145)	L	2-4

- #6 - ACC Tournament, Tallahassee, Fla.
- 35 - NFCA Leadoff Classic, Columbus, Ga.
- 41 - USF Adidas Invitational, Clearwater, Fla.
- 43 - KSU Invitational, Kennesaw, Ga.
- 44 - Buzz Classic, Woodstock, Ga.
- 145 - NCAA Tournament Game, Gainesville, Fla.

NCAA REGIONALS

2008 32-31, 9-11 ACC

DATE	OPPONENT	W/L	SCORE
2/9	Lipscomb (46)	L	9-11
2/9	Georgia State (46)	L	3-11 (6)
2/10	UT-Martin (46)	W	2-0
2/11	Lipscomb (46)	W	2-1
2/14	at #2 Alabama	L	0-6
2/15	Middle Tennessee State (47)	W	2-1
2/15	New Mexico (47)	L	0-1
2/16	at #2 Alabama (47)	L	5-9
2/16	New Mexico (47)	W	6-0
2/22	South Carolina (48)	L	0-1
2/22	Hofstra (48)	L	0-4
2/23	Wright State (48)	W	5-0
2/24	at South Florida (48)	L	0-1
2/29	Auburn (35)	L	2-3
2/29	#2 Texas A&M (35)	L	0-2
3/1	Hofstra (35)	W	7-2
3/1	UNC-Charlotte (35)	L	2-6
3/2	#19 DePaul (35)	L	1-2
3/5	Virginia*	L	3-8
3/5	Virginia*	L	1-2
3/6	Virginia*	W	6-3
3/9	Vermont (49)	W	5-4 (8)
3/9	at Mercer (49)	L	1-2
3/12	at Kennesaw State	W	8-0 (5)
3/12	at Kennesaw State	L	3-6
3/15	#24 Virginia Tech*	L	2-4
3/16	#24 Virginia Tech*	L	2-4
3/16	#24 Virginia Tech*	W	7-3
3/18	at Tennessee Tech	L	4-5
3/18	at Tennessee Tech	L	0-8 (5)
3/20	at Winthrop	L	1-5
3/20	at Winthrop	W	3-2
3/22	at Coastal Carolina	W	2-1
3/22	at Coastal Carolina	W	10-2 (5)
3/25	Furman	W	7-0
3/25	Furman	W	9-0 (5)
3/29	at #19 North Carolina*	L	1-3
3/29	at #19 North Carolina*	L	2-6
4/3	Western Carolina	W	4-0
4/3	Western Carolina	W	8-1
4/5	at NC State*	L	3-8
4/6	at NC State*	L	1-6
4/6	at NC State*	L	6-9
4/9	#17 Georgia	W	6-4
4/9	#17 Georgia	W	4-3
4/12	at Florida State*	W	5-2

4/12	at Florida State*	L	2-10 (5)
4/13	at Florida State*	W	6-2
4/16	at Georgia Southern	W	5-0
4/16	at Georgia Southern	W	10-4
4/19	Boston College*	W	9-1(6)
4/19	Boston College*	L	2-3
4/20	Boston College*	W	7-6
4/23	Georgia State	W	9-1(5)
4/23	Georgia State	W	4-1
4/26	Maryland*	W	2-0
4/26	Maryland*	W	4-2
4/27	Maryland*	W	4-3
5/8	NC State (#40)	L	0-1
5/8	Virginia (#40)	W	5-3
5/16	at #1 Florida (145)	L	2-7
5/17	South Florida (145)	W	9-2
5/18	UCF (145)	L	1-7

- 35 - NFCA Leadoff Classic, Columbus, Ga.
- #40 - ACC Tournament, College Park, Md.
- 145 - NCAA Tournament Game, Gainesville, Fla.
- 46 - Georgia State First Pitch Classic, Panthersville, Ga.
- 47 - Hampton Inn Crimson Classic, Tuscaloosa, Ala.
- 48 - USF Louisville Slugger Tournament, Tampa, Fla.
- 49 - Mercer Spring Break Tournament, Macon, Ga.

ACC REGULAR SEASON CHAMPIONS

ACC TOURNAMENT CHAMPIONS

NCAA REGIONALS

NCAA SUPER REGIONALS

2009 46-15, 17-3 ACC

DATE	OPPONENT	W/L	SCORE
2/7	at Georgia State	W	8-1
2/7	at Georgia State	W	7-1
2/8	at Furman	L	1-2
2/8	at Furman	W	9-1
2/13	Florida Atlantic (50)	W	13-2 (5)
2/13	South Alabama (50)	W	5-2
2/14	Texas Tech (50)	W	8-1
2/15	at #2 Florida (50)	L	1-11 (6)
2/20	UNLV (51)	L	3-4
2/20	Loyola Marymount (51)	W	5-0
2/21	Oregon (51)	L	0-3
2/21	Cal Poly (51)	L	0-2
2/22	Oregon State (51)	W	6-0
2/25	at Kennesaw State	W	8-0 (6)
3/6	Mercer (44)	W	4-1
3/6	Purdue (44)	L	2-4
3/7	Toledo (44)	W	11-1 (5)
3/7	Jacksonville State (44)	W	3-0
3/8	Western Kentucky (44)	W	5-0
3/10	UT-Martin	W	2-1
3/10	UT-Martin	W	7-5
3/17	Western Carolina	W	10-1 (5)
3/17	Western Carolina	W	8-0 (5)
3/18	Winthrop	W	6-4
3/18	Winthrop	W	7-1
3/21	at Virginia Tech*	W	13-0 (5)
3/21	at Virginia Tech*	W	8-5 (10)
3/22	at Virginia Tech*	L	2-3
3/24	Georgia Southern	W	9-1 (6)
3/24	Georgia Southern	L	5-6
3/26	Georgia State	W	8-0 (5)
3/26	Georgia State	W	6-0
3/28	#19 Florida State*	W	8-3
3/28	#19 Florida State*	W	3-0
3/29	#19 Florida State*	L	4-5 (8)
4/4	at Boston College*	L	0-1
4/4	at Boston College*	W	12-1 (5)
4/5	at Boston College*	W	7-3
4/8	at #8 Georgia	L	5-7
4/10	NC State*	W	8-0 (5)

YEAR-BY-YEAR RESULTS

4/10	NC State*	W	4-1
4/11	NC State*	W	5-0
4/14	Kennesaw State	W	8-6
4/18	at Virginia*	W	14-1 (5)
4/18	at Virginia*	W	13-4 (5)
4/19	at Virginia*	W	5-3
4/22	#5 Alabama	L	0-8 (5)
4/22	#5 Alabama	L	0-10 (6)
4/25	#12 North Carolina*	W	6-0
4/25	#12 North Carolina*	W	3-2 (8)
4/26	#12 North Carolina*	W	3-2
5/2	at Maryland*	W	9-2
5/2	at Maryland*	W	8-0 (5)
5/8	Virginia (#16)	W	7-0
5/9	Virginia Tech (#16)	W	14-4
5/10	#16 Florida State (#16)	W	3-1
5/15	Boston University (!)	W	5-1
5/16	Auburn (!)	W	4-1
5/17	Boston University (!)	W	7-2
5/23	#3 Washington (&)	L	1-7
5/24	#3 Washington (&)	L	0-7

! - NCAA Tournament, Atlanta, Ga.
 & - Super Regional, Atlanta, Ga.
 #16 - ACC Tournament, Raleigh, N.C.
 44 - Buzz Classic, Woodstock, Ga.
 50 - Lipton Invitational, Gainesville, Fla.
 51 - Cathedral City Classic, Cathedral City, Calif.

ACC REGULAR SEASON CHAMPIONS ACC TOURNAMENT CHAMPIONS NCAA REGIONALS

2010	51-11, 19-2 ACC		
DATE	OPPONENT	W/L	SCORE
2/13	Canisius (52)	W	9-0 (5)
2/13	#3 Florida (52)	W	3-0
2/14	East Carolina (52)	W	3-0
2/14	Florida Gulf Coast (52)	W	10-5
2/19	#21 Northwestern (53)	W	9-6
2/19	BYU (53)	W	10-9 (8)
2/20	Hawaii (53)	W	11-2 (6)
2/20	Long Beach State (53)	W	12-3 (5)
2/21	#11 California (53)	L	1-4
2/24	Kennesaw State	W	8-3
2/26	UCF (35)	W	1-0
2/26	Nebraska (35)	L	0-2
2/27	Arkansas (35)	W	11-2 (5)
2/27	#18 La.-Lafayette (35)	W	7-1
2/28	Iowa (35)	W	9-8 (8)
3/5	Seton Hall (44)	W	16-0 (5)
3/6	James Madison (44)	W	11-0 (6)
3/6	#23 Kentucky (44)	W	6-3
3/7	Dartmouth (44)	W	8-1
3/7	Mississippi (44)	W	1-0
3/9	at Georgia State	W	7-3
3/13	Mercer (54)	W	8-2
3/13	Fordham (54)	L	1-2 (8)
3/14	Georgia State (54)	W	7-1
3/14	Mercer (54)	W	10-5
3/20	at #20/16 North Carolina*	W	16-1 (5)
3/20	at #20/16 North Carolina*	L	3-8
3/21	at #20/16 North Carolina*	W	5-0
3/23	at Houston	W	7-1
3/23	at Houston	L	1-2
3/24	at #19/17 Texas A&M	W	4-0
3/27	Maryland*	W	9-8
3/27	Maryland*	W	3-1
3/28	Maryland*	W	1-0
4/2	Virginia Tech*	W	15-1 (5)
4/2	Virginia Tech*	W	3-1
4/3	Virginia Tech*	W	9-1 (6)
4/7	vs. #15/12 Georgia	L	4-5

4/10	Virginia*	W	5-2
4/10	Virginia*	W	5-3
4/11	Virginia*	W	8-9 (5)
4/13	Georgia Southern	W	14-2 (5)
4/13	Georgia Southern	W	5-4
4/14	at Kennesaw State	W	7-3
4/17	Boston College*	W	9-0 (5)
4/17	Boston College*	W	11-3 (5)
4/18	Boston College*	W	4-0
4/21	at #12/10 Georgia	L	3-6
4/24	at #24/20 Florida State*	W	14-1
4/24	at #24/20 Florida State*	L	2-6
4/25	at #24/20 Florida State*	W	5-2
4/28	at #4/4 Alabama	L	1-13 (5)
5/1	at NC State*	W	11-4
5/1	at NC State*	W	9-2
5/2	at NC State*	W	8-1
5/14	Boston College (#55)	W	8-0 (5)
5/15	North Carolina (#55)	W	8-0 (5)
5/16	#25/24 Florida State (#55)	W	8-4
5/21	Jacksonville State (!)	W	5-3
5/22	Oregon (!)	L	2-11 (5)
5/22	Auburn (!)	W	4-1
5/23	Oregon (!)	L	3-4 (8)

! - NCAA Tournament, Atlanta, Ga.
 35 - NFCA Leadoff Classic, Clearwater, Fla.
 44 - Buzz Classic, Woodstock, Ga.
 52 - USF DeMarini Tournament, Clearwater, Fla.
 53 - Louisville Slugger Desert Classic, Las Vegas, Nev.
 54 - Springhill Suites Buckhead Classic, Atlanta, Ga.
 #55 - ACC Tournament, Blacksburg, Va.

ACC REGULAR SEASON CHAMPIONS NCAA REGIONALS

2011	45-12, 18-2 ACC		
DATE	OPPONENT	W/L	SCORE
2/11	Florida Atlantic (56)	W	3-2
2/11	Chattanooga (56)	W	6-1
2/12	Fordham (56)	W	6-0
2/12	Chattanooga (56)	W	6-1
2/13	Fordham (56)	W	3-1
2/18	Illinois (57)	W	5-4
2/18	at FIU (57)	L	1-9
2/19	Providence (57)	W	7-0
2/19	Pittsburgh (57)	L	1-2
2/20	at FIU (57)	L	3-4 (6)
2/23	at Kennesaw State	L	1-4
3/1	at Georgia State	W	3-0
3/2	Niagara	W	12-3 (5)
3/4	Jacksonville State (44)	W	4-3
3/4	Evansville (44)	W	18-1 (5)
3/6	UAB (44)	W	8-0
3/8	Penn State (58)	W	2-0
3/11	Bowling Green (54)	W	10-0 (5)
3/12	Penn State (54)	W	6-0
3/13	Belmont (54)	W	12-2 (5)
3/13	Georgia State (54)	W	1-0
3/15	Georgia Southern	W	13-0 (5)
3/15	Georgia Southern	W	10-0 (5)
3/18	Lipscomb (59)	W	5-1
3/18	at Coastal Carolina (59)	W	12-0 (6)
3/19	Kansas (59)	L	2-3 (8)
3/19	Lipscomb (59)	W	4-3
3/20	Providence (59)	W	6-4
3/22	at Winthrop	W	12-2
3/22	at Winthrop	W	10-4
3/26	NC State*	W	5-4
3/26	NC State*	W	8-4
3/27	NC State*	W	14-0 (5)
3/30	at #2/2 Georgia	L	2-10 (5)
4/2	at Maryland*	W	5-2

4/2	at Maryland*	W	4-3
4/3	at Maryland*	W	2-0
4/6	Kennesaw State	W	6-1
4/9	at Virginia Tech*	L	2-4
4/10	at Virginia Tech*	W	8-5 (9)
4/10	at Virginia Tech*	W	11-3 (6)
4/13	#4/5 Georgia	L	8-10
4/16	North Carolina*	W	6-4
4/16	North Carolina*	W	7-5
4/17	North Carolina*	W	3-2
4/23	at Virginia	W	8-0
4/23	at Virginia	W	9-2
4/30	at Boston College*	W	2-1
4/30	at Boston College*	W	11-2 (5)
5/1	at Boston College*	W	9-7
5/7	Florida State*	W	11-3 (5)
5/7	Florida State*	W	7-2
5/8	Florida State*	L	4-9
5/13	Virginia (#)	L	0-6
5/20	Oklahoma State (160)	L	1-2
5/21	Liberty (160)	W	4-3
5/21	Tennessee (160)	L	0-7

- ACC Tournament, Atlanta, Ga.
 44 - Buzz Classic, Woodstock, Ga.
 56 - NTC Elite Tournament, Clermont, Fla.
 57 - Felsberg Memorial Tournament, Miami, Fla.
 58 - at Kennesaw, Ga.
 59 - Chanticleer Challenge, Myrtle Beach, S.C.
 160 - NCAA Tournament, Knoxville, Tenn.

ACC TOURNAMENT CHAMPIONS NCAA REGIONALS

2012	37-23, 12-8 ACC		
DATE	OPPONENT	W/L	SCORE
2/10	Oregon State (61)	W	9-8
2/10	#8 Arizona (61)	W	2-1
2/11	Cal Poly (61)	W	8-5
2/11	San Diego State (61)	L	2-3
2/12	#20 Nebraska (61)	W	6-5
2/15	Furman	W	4-2
2/15	Furman	W	8-2
2/17	#2 Alabama (62)	L	9-12
2/17	#4 Oklahoma (62)	W	1-0
2/19	Auburn (62)	L	5-12
2/24	DePaul (63)	L	2-4
2/24	#9 Tennessee (63)	L	0-9
2/25	Massachusetts (63)	L	0-1
2/25	Mississippi State (63)	L	3-5
2/26	Illinois State (63)	W	6-0
2/29	at Georgia State	L	1-2
3/2	Winthrop (44)	W	5-0
3/3	Western Kentucky (44)	W	5-3
3/3	UT-Martin (44)	W	8-6 (8)
3/4	Southeastern Louisiana (44)	W	8-0 (6)
3/4	Elon (44)	L	3-6
3/6	Western Carolina	W	4-2
3/6	Western Carolina	W	9-4
3/8	SIUE	W	9-1 (6)
3/10	Virginia*	L	1-3
3/10	Virginia*	L	2-13 (5)
3/11	Virginia*	L	1-3
3/14	#8 Georgia	W	2-0
3/15	Jacksonville State	L	6-13
3/17	Boston College*	W	8-0 (5)
3/17	Boston College*	W	9-4
3/18	Boston College*	W	4-0
3/20	at LSU	L	1-2
3/22	at #8 La-Lafayette	L	11-12
3/22	at #8 La-Lafayette	L	2-10 (5)
3/28	Kennesaw State	W	9-1 (5)
3/31	at NC State*	W	6-4

INFORMATION

YEAR-BY-YEAR RESULTS

INFORMATION

3/31	at NC State*	W	6-3
4/1	at NC State*	W	5-2
4/4	at Kennesaw State	W	6-3 (6)
4/7	Maryland*	W	6-1
4/7	Maryland*	W	9-6
4/8	Maryland*	W	5-0
4/10	Georgia Southern	W	1-0
4/10	Georgia Southern	W	5-1
4/11	Georgia State	W	3-2
4/15	at #21 Florida State*	W	5-4
4/15	at #21 Florida State*	L	6-7
4/16	at #21 Florida State*	L	3-4
4/21	at #21 North Carolina*	L	2-3
4/21	at #21 North Carolina*	L	4-6
4/28	Virginia Tech*	W	5-0
4/28	Virginia Tech*	L	2-5
4/29	Virginia Tech*	W	5-0
5/10	Virginia (#42)	W	6-4
5/11	#19 Florida State (#42)	W	9-1
5/12	Virginia Tech (#42)	W	9-1 (5)
5/18	South Alabama (I33)	L	3-4
5/19	UT-Martin (I33)	W	9-1
5/19	South Alabama (I33)	L	1-10 (5)

133 - NCAA Tournament, Tuscaloosa, Ala.
 44 - Buzz Classic, Woodstock, Ga.
 #42 - ACC Tournament, Chapel Hill, N.C.
 61 - Kajikawa Classic, Tempe, Ariz.
 62 - ACC/SEC/Big 12 Challenge, Auburn, Ala.
 63 - NFCA Leadoff Classic, Clearwater, Fla.

4/10	at Mercer	L	1-9 (5)
4/13	Maryland*	L	6-8
4/13	Maryland*	W	5-4
4/14	Maryland*	L	5-14 (5)
4/18	Southern Miss	W	4-0
4/18	Southern Miss	W	7-1
4/21	at #25 North Carolina*	L	1-7
4/21	at #25 North Carolina*	W	8-5
4/22	at #25 North Carolina*	L	6-11
4/24	Kennesaw State	L	8-9
4/27	#22 Florida State*	L	1-4 (8)
4/27	#22 Florida State*	L	1-8 (6)
5/4	at Boston College*	W	12-3 (6)
5/4	at Boston College*	W	10-5
5/5	at Boston College*	W	12-3
5/9	North Carolina (#6)	L	2-6

#6 - ACC Tournament, Tallahassee, Fla
 51 - Cathedral City Classic, Cathedral City, Calif.
 64 - GT-KSU Invite, Atlanta, Ga.
 65 - GT Classic, Atlanta, Ga.
 66 - Citrus Classic, Orlando, Fla.

SHELLY HOERNER

Head Coach: 2014-17
Seasons: 3
Record: 80-125 (.390)

2013	25-30, 10-10 ACC		
DATE	OPPONENT	W/L	SCORE
2/8	Eastern Michigan (64)	W	12-0
2/8	Butler (64)	W	24-4 (5)
2/9	Missouri State (64)	W	8-7
2/9	Coastal Carolina (64)	W	2-1
2/10	Coastal Carolina (64)	W	11-3 (5)
2/15	Marshall (65)	W	7-6
2/15	Miami (Ohio) (65)	W	10-8
2/16	Indiana (65)	L	1-4
2/16	Miami (Ohio) (65)	W	6-4
2/17	Indiana (65)	L	2-10
2/20	Mercer	L	9-10
2/22	Northwestern (51)	L	2-3
2/22	#8 California (51)	L	0-8 (6)
2/23	#5 Florida (51)	L	3-5
2/23	Oregon State (51)	L	1-9
2/24	Illinois (51)	W	1-0
2/27	at Jacksonville State	W	9-7 (9)
3/1	Fordham (66)	L	10-11 (9)
3/1	#14 Michigan (66)	L	1-6
3/2	#15/16 Louisville (66)	L	3-6
3/2	Notre Dame (66)	L	2-6
3/3	Temple (66)	W	17-8 (6)
3/9	at Virginia*	W	7-3
3/9	at Virginia*	W	5-2
3/10	at Virginia*	L	2-4
3/13	#25 Georgia	L	1-14
3/19	at SIUE	L	1-2
3/19	at SIUE	L	0-1
3/20	at SEMO	W	9-4
3/23	at #7 Missouri	L	0-8 (5)
3/23	at #7 Missouri	L	0-16 (5)
3/27	at Kennesaw State	W	17-3 (5)
3/29	NC State*	W	7-2
3/29	NC State*	W	7-5
3/30	NC State*	L	4-12
4/3	at Georgia	L	1-20 (5)
4/6	at Virginia Tech*	L	7-2
4/6	at Virginia Tech*	L	2-10 (5)
4/7	at Virginia Tech*	W	10-4

2014	23-24, 11-17 ACC		
DATE	OPPONENT	W/L	SCORE
2/8	Missouri State	W	3-0
2/8	Missouri State	L	3-6
2/9	Missouri State	W	7-1
2/15	Indiana (34)	W	5-1
2/15	ETSU (34)	W	18-7 (5)
2/16	Bowling Green (34)	W	3-0
2/16	UT-Martin (34)	W	8-5
2/21	Stony Brook (64)	W	11-2 (6)
2/22	#21 Tulsa (64)	L	3-11
2/22	#21 Tulsa (64)	W	2-1
2/23	Stony Brook (64)	W	8-4
2/23	Georgia State (64)	W	5-1
3/1	Boston College*	W	6-1
3/1	Boston College*	L	3-13 (5)
3/2	Boston College*	L	2-6
3/5	Troy	W	2-1
3/8	#21 Notre Dame*	L	0-3
3/8	#21 Notre Dame*	W	7-3
3/9	#21 Notre Dame*	L	0-12 (5)
3/12	Virginia*	W	10-2 (6)
3/12	Virginia*	W	3-2 (8)
3/15	at Maryland*	W	7-4
3/15	at Maryland*	W	4-1
3/16	at Maryland*	W	7-6
3/19	at NC State*	L	4-5
3/19	at NC State*	L	3-10
3/21	at Syracuse* (in Atlanta)	L	0-1
3/22	at Syracuse* (in Atlanta)	L	4-5
3/22	at Syracuse* (in Atlanta)	W	15-3 (5)
3/26	at Kennesaw State	L	3-8
4/2	at #15 Georgia	L	7-9
4/5	Virginia Tech*	L	0-7
4/5	Virginia Tech*	L	2-5
4/6	Virginia Tech*	L	5-6
4/8	Georgia State	L	5-10
4/12	North Carolina*	W	6-2
4/12	North Carolina*	W	9-6
4/13	North Carolina*	L	6-15
4/16	#13 Georgia	L	1-15 (5)
4/19	at Pittsburgh*	L	3-4
4/19	at Pittsburgh*	L	1-3
4/20	at Pittsburgh*	W	7-1
4/23	Kennesaw State	W	8-0 (5)
4/26	at #6 Florida State*	L	1-5
4/26	at #6 Florida State*	L	0-4
4/27	at #6 Florida State*	L	0-3

5/8	#4 Florida State (#40)	L	5-11
-----	------------------------	---	------

#40 - ACC Tournament, College Park, Md.
 34 - Panther Invite, Atlanta, Ga.
 64 - GT-KSU Invite, Atlanta, Ga.

2015	16-34, 6-18 ACC		
DATE	OPPONENT	W/L	SCORE
2/6	Kansas (26)	L	2-4
2/6	LIU Brooklyn (26)	L	3-4
2/7	Penn State (26)	L	2-3
2/7	at Florida Atlantic (26)	L	0-2
2/8	Arkansas (26)	L	0-2
2/13	#7 Michigan (67)	L	0-10 (5)
2/13	#20 Nebraska (67)	W	11-2 (5)
2/14	#20 Nebraska (67)	W	10-2 (5)
2/14	Western Kentucky (67)	L	1-4
2/15	#7 Michigan (67)	L	2-10 (5)
2/20	Mount St. Mary's (68)	W	10-0 (5)
2/20	Mount St. Mary's (68)	W	12-2 (5)
2/21	Savannah State (68)	W	15-7 (5)
2/21	Savannah State (68)	W	18-0 (5)
2/22	Mount St. Mary's (68)	W	2-0
2/28	Louisville*	L	1-6
2/28	Louisville*	L	4-5
3/1	Louisville*	L	2-15 (6)
3/3	at Troy	L	3-4 (11)
3/7	at Virginia*	W	4-3
3/7	at Virginia*	W	7-5
3/8	at Virginia*	W	7-1
3/11	Jacksonville State	L	1-2
3/14	Pittsburgh*	L	2-3
3/14	Pittsburgh*	W	9-1 (5)
3/15	Pittsburgh*	L	4-7
3/18	#8 Georgia	L	0-14 (5)
3/21	at Notre Dame*	L	1-6
3/21	at Notre Dame*	L	0-13 (5)
3/22	at Notre Dame*	L	0-5
3/24	at Georgia State	L	6-7
3/25	at #5 Alabama	L	0-11 (6)
3/28	NC State*	W	5-3
3/28	NC State*	L	1-7
3/29	NC State*	L	0-10 (5)
4/1	at Kennesaw State	W	3-0
4/3	at #22 Texas A&M	L	0-1
4/4	at #22 Texas A&M	W	5-4 (8)
4/4	at #22 Texas A&M	L	0-11 (5)
4/8	at #12 Georgia	L	0-3
4/11	at North Carolina*	L	1-12 (5)
4/11	at North Carolina*	L	0-1
4/12	at North Carolina*	L	0-5
4/15	at Jacksonville State	W	5-3
4/18	at Boston College*	W	10-2 (5)
4/18	at Boston College*	L	0-1
4/19	at Boston College*	L	2-5
4/25	#10 Florida State*	L	1-2 (8)
4/25	#10 Florida State*	L	2-3
4/26	#10 Florida State*	L	1-8

26 - Florida Atlantic Worth Invitational, Boca Raton, Fla.
 67 - Florida State Unconquered Invitational, Tallahassee, Fla.
 68 - GT-GSU Invitational, Atlanta, Ga.

2016	22-33, 7-16 ACC		
DATE	OPPONENT	W/L	SCORE
2/17	at Georgia State	L	2-3 (12)
2/19	vs. Ohio State (^69)	L	0-6
2/20	vs. Ohio State (^69)	L	3-4 (8)
2/20	vs. Purdue (^69)	L	0-3
2/21	vs. Purdue (^69)	L	3-4
2/23	St. John's	L	4-5 (6)
2/26	at UC Santa Barbara (70)	L	4-6
2/26	vs. Southern Utah (70)	W	5-1
2/27	at UC Santa Barbara (70)	L	0-4
2/27	vs. Southern Utah (70)	W	2-0 (5)
2/28	vs. South Carolina (70)	L	1-3
3/2	Mercer	W	2-1
3/2	Mercer	W	4-0
3/5	at Louisville*	L	3-12 (5)
3/5	at Louisville*	W	5-2
3/6	at Louisville*	L	4-5

YEAR-BY-YEAR RESULTS

3/11	Boston College*	L	4-8
3/12	Boston College*	L	1-4 (11)
3/12	Boston College*	L	0-9 (5)
3/14	NC Central	W	3-2
3/15	NC Central	W	7-0
3/16	Tennessee State	W	6-0
3/16	Tennessee State	W	5-0
3/18	vs. Chattanooga (71)	W	3-2
3/18	at USF (71)	L	0-8 (5)
3/19	vs. Hartford (71)	L	3-4
3/19	vs. LIU Brooklyn (71)	W	4-0
3/20	vs. Northwestern (71)	W	3-2
3/23	at UCF	L	0-1
3/25	Virginia Tech*	L	0-1
3/26	Virginia Tech*	L	0-5
3/26	Virginia Tech*	W	1-0
3/29	at #9 Georgia	L	0-5
4/2	at Syracuse*	L	7-8 (13)
4/2	at Syracuse*	W	6-4 (8)
4/6	Georgia State	W	4-3
4/9	vs. North Texas (72)	W	8-4
4/9	at Kansas (72)	L	0-10 (5)
4/10	vs. North Texas (72)	L	2-10 (5)
4/10	at Kansas (72)	L	1-12 (5)
4/13	#10 Georgia	L	0-15 (5)
4/16	at Pittsburgh*	L	3-4 (10)
4/16	at Pittsburgh*	W	9-8
4/17	at Pittsburgh*	L	4-9
4/20	Troy	W	2-1
4/23	Virginia*	L	0-6
4/23	Virginia*	L	1-13 (5)
4/24	Virginia*	W	8-6 (11)
4/26	at Kennesaw State	W	4-0
4/30	at NC State*	L	5-7
4/30	at NC State*	W	7-3
5/1	at NC State*	W	5-3
5/7	North Carolina*	L	0-7
5/8	North Carolina*	L	3-8
5/8	North Carolina*	L	1-7

^69 - ACC/Big Ten Challenge, Atlanta, Ga.
 70 - Gaucho Classic, Santa Barbara, Calif.
 71 - Clearwater Spring Break Tournament, Tampa, Fla.
 72 - Kansas Round Robin, Lawrence, Kan.

2017		19-34, 8-16 ACC	
DATE	OPPONENT	W/L	SCORE
2/9	vs. #24 Cal (73)	L	1-8
2/10	vs. Illinois (73)	L	1-10
2/11	vs. #24 Cal (73)	L	8-10
2/11	vs. Illinois (73)	L	2-4
2/12	vs. North Carolina (73)	L	3-7
2/15	at Georgia State	W	8-3
2/17	vs. Penn State (^69)	L	2-3
2/18	vs. Penn State (^69)	L	3-8
2/18	vs. Iowa (^69)	W	3-2
2/19	vs. Iowa (^69)	W	6-5
2/22	Jacksonville State	L	1-7
2/24	vs. Omaha (21)	W	5-1
2/24	vs. Omaha (21)	W	2-1 (8)
2/25	vs. Radford (21)	L	0-4
2/25	vs. Radford (21)	W	3-0
2/26	vs. Illinois (21)	L	6-10
3/3	at #1 Florida State*	L	0-4
3/4	at #1 Florida State*	L	8-13
3/5	at #1 Florida State*	L	0-8 (5)
3/8	Michigan State	L	3-7
3/11	Notre Dame*	W	8-7 (9)
3/11	Notre Dame*	W	9-8 (9)
3/12	Notre Dame*	L	6-8 (8)
3/14	SEMO	L	1-6
3/17	Syracuse*	W	8-7 (10)
3/18	Syracuse*	L	2-6
3/19	Syracuse*	L	5-7 (8)
3/22	at North Florida	L	3-5
3/22	at North Florida	L	0-8 (6)
3/25	North Dakota State	L	6-8 (12)
3/25	North Dakota State	W	5-4
3/26	North Dakota State	L	1-2
3/29	Georgia State	L	5-9
3/31	at Virginia Tech*	L	5-6 (8)

4/1	at Virginia Tech*	L	6-13
4/2	at Virginia Tech*	W	7-3
4/7	NC State*	W	7-6 (10)
4/8	NC State*	L	11-12
4/9	NC State*	L	0-3
4/12	at #19 Georgia	L	2-7
4/14	at Virginia*	W	10-5
4/15	at Virginia*	L	2-3
4/16	at Virginia*	L	2-4
4/19	Georgia Southern	W	12-4 (6)
4/22	at Boston College*	L	2-6
4/22	at Boston College*	L	2-4
4/23	at Boston College*	L	3-8
4/25	at Kennesaw State	W	2-1 (12)
4/29	Samford	W	8-0 (5)
4/29	Samford	W	9-1 (6)
5/6	Pittsburgh*	W	2-1
5/7	Pittsburgh*	L	6-7 (9)
5/8	Pittsburgh*	W	12-2 (5)

^69 - ACC/Big Ten Challenge, Atlanta, Ga.
 21 - Georgia Tech Round Robin, Atlanta, Ga.
 73 - Puerto Rico Classic, San Juan, Puerto Rico

AILEEN MORALES

Head Coach: 2018-Present

Seasons: 5

Record: 129-108 (.544)

2018		28-26, 13-11 ACC	
DATE	OPPONENT	W/L	SCORE
2/9	vs. Lipscomb	L	0-1 (8)
2/9	vs. Florida A&M	L	6-8
2/14	at Georgia State	L	2-5
2/16	#22 Nebraska (^69)	L	5-6
2/16	Indiana (^69)	W	4-1
2/17	#22 Nebraska (^69)	L	3-7
2/18	Indiana (^69)	W	4-1
2/23	vs. Fairfield (73)	L	3-4
2/23	at Campbell (73)	W	6-2
2/24	vs. Fairfield (73)	W	13-4 (5)
2/24	vs. La Salle (73)	W	3-2
2/25	at Campbell	W	8-0 (6)
2/28	Kennesaw State	W	9-0 (5)
3/2	DePaul (21)	W	2-1 (10)
3/2	DePaul (21)	L	2-8
3/3	UConn (21)	W	5-0
3/3	UConn (21)	W	3-2
3/4	Detroit Mercy (21)	W	8-6
3/9	at Virginia*	W	9-5
3/10	at Virginia*	W	18-9 (5)
3/10	at Virginia*	W	8-5
3/14	#12 Alabama	L	1-3
3/16	NC State*	W	3-0
3/17	NC State*	L	2-4
3/18	NC State*	W	5-0
3/23	vs. Pacific (74)	W	8-6
3/23	at CSUN (74)	L	1-6
3/24	vs. Cal Poly (74)	W	2-1
3/24	vs. Santa Clara (74)	W	11-0 (5)
3/25	vs. Santa Clara (74)	L	6-7 (7)
3/28	Georgia State	L	2-3
3/30	#14 Florida State*	L	2-13 (5)
3/31	#14 Florida State*	L	2-4
4/1	#14 Florida State*	L	3-11 (6)
4/4	#5 Georgia	L	0-1
4/6	at Duke*	L	1-2 (8)
4/6	at Duke*	W	4-3
4/8	at Duke*	W	5-3
4/11	at Kennesaw State	L	0-1 (10)
4/13	at Pittsburgh*	L	4-2
4/13	at Pittsburgh*	W	8-6
4/14	at Pittsburgh*	L	2-6
4/18	Presbyterian	W	5-1
4/20	North Carolina*	W	2-4
4/21	North Carolina*	W	5-2
4/21	North Carolina*	W	6-5
4/24	at Jacksonville State	L	1-2 (9)

4/27	Virginia Tech*	W	3-2
4/28	Virginia Tech*	L	1-5
4/29	Virginia Tech*	W	3-0
5/4	at Boston College*	L	6-8 (10)
5/5	at Boston College*	W	6-0
5/5	at Boston College*	L	3-4
5/10	North Carolina #	L	1-6

^69 - ACC/Big Ten Challenge, Atlanta, Ga.
 73 - Camel Stampede, Buies Creek, N.C.
 21 - Georgia Tech Round Robin, Atlanta, Ga.
 74 - Matador Classic, Northridge, Calif.
 # - ACC Tournament, Atlanta, Ga.

2019 31-27, 11-13 ACC

DATE	OPPONENT	W/L	SCORE
2/8	vs. Providence (75)	L	3-4 (8)
2/9	vs. Providence (75)	L	3-4
2/9	vs. UMass Lowell (75)	W	9-8 (8)
2/10	at Jacksonville (75)	W	13-8
2/13	Georgia State	W	8-3
2/15	Michigan State (^69)	W	11-2 (5)
2/15	Illinois (^69)	L	10-15 (6)
2/16	Michigan State (^69)	W	10-3
2/16	Illinois (^69)	L	3-7
2/23	at Mississippi St. (76)	L	2-4
2/24	vs. Alcorn (76)	W	8-4
2/24	at Mississippi St. (76)	L	0-9 (5)
2/25	vs. Southeastern La. (76)	W	4-2
2/25	at Mississippi St. (76)	W	6-4
2/27	Kennesaw St.	W	6-3
3/1	Fordham (77)	W	1-0
3/1	Fordham (77)	W	4-3
3/2	Hofstra (77)	W	8-1
3/2	Hofstra (77)	W	2-1
3/3	Western Carolina	W	9-6
3/5	Jacksonville State	L	3-4
3/6	#8 Georgia	L	4-16 (6)
3/9	at Virginia Tech*	L	1-5
3/10	at Virginia Tech*	W	10-7
3/10	at Virginia Tech*	L	4-5
3/13	Mercer	W	4-1
3/15	Virginia*	W	13-0 (5)
3/16	Virginia*	W	6-3
3/17	Virginia	L	1-7
3/19	at Troy	W	5-1
3/20	at Furman	W	14-2 (5)
3/22	at North Carolina*	L	1-4
3/23	at North Carolina*	W	13-5
3/24	at North Carolina*	W	3-2
3/27	at #4 Alabama	L	3-4
3/29	Duke*	L	5-9
3/30	Duke*	L	2-11 (6)
3/31	Duke*	L	6-8
4/3	at Georgia State	W	12-6
4/6	at Iowa State	L	2-5
4/6	at Iowa State	L	2-7
4/7	at Iowa State	L	3-6
4/10	at Kennesaw St.	W	7-0
4/12	Pittsburgh*	W	5-2
4/13	Pittsburgh*	W	6-4
4/13	Pittsburgh*	W	18-9 (6)
4/17	at #16 Georgia	L	0-7
4/19	at Louisville*	L	7-11
4/21	at Louisville*	L	2-7
4/21	at Louisville*	L	10-11 (6)
4/26	Syracuse*	W	5-4
4/27	Syracuse*	W	8-7
4/28	Syracuse*	W	9-1 (5)
5/3	at Notre Dame*	L	0-16 (5)
5/4	at Notre Dame*	L	0-7
5/5	at Notre Dame*	L	4-6
5/8	vs. Virginia #	W	8-0 (5)
5/9	at #5 Florida State #	L	0-5

75 - River City Leadoff, Jacksonville, Fla.
 ^69 - ACC/Big Ten Challenge, Atlanta, Ga.
 76 - Mississippi State Tournament, Starkville, Miss
 77 - I-75 Challenge, Atlanta, Ga.
 # - ACC Tournament, Tallahassee, Fla.

INFORMATION

YEAR-BY-YEAR RESULTS***

INFORMATION

2020*

DATE	OPPONENT	W/L	SCORE
2/7	UAB (78)	L	3-9
2/7	No. 1 Washington (78)	L	6-11
2/8	No. 1 Washington (78)	L	1-2
2/9	Ohio	W	5-3
2/14	Nebraska (^69)	L	2-4
2/15	Nebraska (^69)	W	7-1
2/15	Iowa (^69)	W	8-0 (5)
2/16	Iowa (^69)	L	0-5
2/21	vs. DePaul	L	0-8 (5)
2/21	vs. No. 11 Kentucky	L	8-9 (8)
2/22	vs. No. 11 Kentucky	W	7-1
2/22	at Samford	W	2-0
2/23	at Samford	L	5-6
2/26	Kennesaw State	W	2-1
2/28	Iowa State (77)	W	3-1
2/28	Iowa State (77)	L	3-4
2/29	Penn State (77)	W	3-2
2/29	Penn State (77)	L	3-5 (10)
3/1	Rider (77)	W	5-1
3/6	Boston College*	W	6-1
3/7	Boston College*	L	0-6
3/8	Boston College*	W	3-1
3/11	At Mercer	W	11-1 (6)

*2020 season shortened due to COVID-19

78 - Buzz Classic, Atlanta, Ga.

^69 - ACC/Big Ten Challenge, Atlanta, Ga.

77 - I-75 Challenge, Atlanta, Ga.

2021

DATE	OPPONENT	W/L	SCORE
2/12	Boise State (78)	W	5-1
	Boise State (78)	W	10-2 (6)
2/13	Radford (78)	W	11-0 (5)
	Radford (78)	W	10-0 (5)
2/14	Georgia State (78)	W	8-0 (5)
2/18	#13 Florida State*	L	8-1
	#13 Florida State*	L	7-3
2/19	#13 Florida State*	L	5-4
2/20	Clemson* (RV)	L	5-2
2/21	Clemson* (RV)	L	5-3
	Clemson* (RV)	L	5-4
2/26	Miami (Ohio)	L	7-6
	Miami (Ohio)	L	9-3
2/27	Kennesaw State	L	4-1
2/28	#19 Georgia	L	11-0
3/5	NC State*	L	7-4
3/6	NC State*	L	8-7
	NC State*	W	12-10
3/7	NC State*	L	5-2
3/12	Pitt*	W	11-10
3/13	Pitt*	L	6-1
	Pitt*	L	9-8
3/14	Pitt*	W	11-4
3/19	Notre Dame*	L	5-3
3/20	Notre Dame*	W	8-7
	Notre Dame*	L	9-1
	Notre Dame*	L	6-2
3/21	Notre Dame*	L	6-2
3/26	North Carolina*	Postponed	
	Middle Tennessee	W	10-1
3/27	North Carolina*	Postponed	
	North Carolina*	Postponed	
	Middle Tennessee	Canceled	
3/28	North Carolina*	Postponed	
	Middle Tennessee	Canceled	
4/1	Syracuse*	Postponed	
4/2	Syracuse*	Postponed	
	Syracuse*	Postponed	
4/3	Syracuse*	Postponed	
4/9	Louisville*	L	6-5
4/10	Louisville*	W	4-2 (11)
	Louisville*	L	10-2
4/11	Louisville*	W	12-2 (6)
4/16	#15 Virginia Tech*	W	6-4
4/17	#15 Virginia Tech*	L	4-3
	#15 Virginia Tech*	L	10-4
4/18	#15 Virginia Tech*	L	12-0 (5)
4/21	Troy	W	4-2
	Troy	L	9-5

4/23	Kennesaw State	L	5-2
4/25	Kennesaw State	W	3-2
4/30	Virginia*	W	7-1
	Virginia*	W	8-0 (5)
5/1	Virginia*	W	6-2
5/2	Virginia*	W	6-3
5/12	Syracuse #	W	6-0
5/13	#13 Clemson #	L	2-0

78 - Buzz Classic, Atlanta, Ga.

* - ACC game

- ACC Tournament, Louisville, Ky.

2022

DATE	OPPONENT	W/L	SCORE
2/11	Saint Joseph's \$	W	4-1
	Villanova \$	W	5-2
2/12	Villanova \$	W	11-0 (5)
	Saint Joseph's \$	W	8-5
2/13	Marshall \$	Canceled	
2/15	Mercer \$	W	9-1 (6)
2/18	Central Arkansas &	L	7-4
	Southern Illinois &	W	5-2
2/19	Southern Illinois &	W	6-1
	Mississippi State &	L	11-3 (6)
2/20	Mississippi State &	W	4-1
2/22	Furman	W	5-0
2/23	Georgia State	W	9-1 (5)
2/25	Penn State (DH) ^	W	2-0
	Penn State (DH) ^	W	6-4
2/26	East Tennessee State (DH) ^	W	10-0 (5)
	East Tennessee State (DH) ^	W	13-1 (5)
2/27	Jacksonville State (DH) ^	Canceled	
	Jacksonville State (DH) ^	Canceled	
3/2	Kennesaw State	W	5-0
3/4	No. 13 Duke *	L	9-1 (5)
3/5	No. 13 Duke *	L	10-3
3/6	No. 13 Duke *	L	3-1
3/8	Middle Tennessee	Canceled	
3/11	No. 3 Florida State (DH) *	L	4-1
3/11	No. 3 Florida State (DH) *	L	6-2 (12)
3/13	No. 3 Florida State *	L	3-2
3/15	No. 16 Georgia	W	12-3 (5)
3/18	Louisville *	L	11-8
3/19	Louisville *	W	17-5
3/20	Louisville *	W	2-1
3/22	Dartmouth (DH)	W	1-0
	Dartmouth (DH)	W	9-1 (5)
3/25	Syracuse *	W	4-2
3/26	Syracuse *	W	4-2
3/27	Syracuse *	W	2-1 (9)
3/30	Kennesaw State	W	5-2
4/1	No. 25 Notre Dame *	W	9-8
4/2	No. 25 Notre Dame *	L	13-12 (9)
4/3	No. 25 Notre Dame *	L	15-13 (8)
4/5	Troy	Canceled	
4/8	Boston College *	W	3-1 (11)
4/9	Boston College *	W	14-2 (5)
4/10	Boston College *	L	4-0
4/13	UAB	W	5-3 (8)
4/15	NC State *	W	3-0
4/15	NC State *	W	9-1 (6)
4/16	NC State *	W	5-1
4/19	Troy	W	8-1
4/20	Georgia State	W	3-0
4/23	Charlotte (DH)	W	3-2 (10)
	Charlotte (DH)	W	8-2
4/24	Charlotte	W	7-4
4/29	No. 18 Clemson *	L	4-1
4/30	No. 18 Clemson *	L	3-0
5/1	No. 18 Clemson *	L	3-2 (8)
5/11	No. 10 seed NC State %	W	4-2
5/12	No. 2 seed Duke %	L	9-6
5/20	No. 3 seed Wisconsin +	W	2-1

* Denotes ACC game

\$ Denotes Buzz Classic

& Denotes Bulldog Kickoff Classic

^ Denotes I-75 Tournament

% Denotes ACC Tournament

+ Denotes Gainesville Regional

2023

DATE	OPPONENT	W/L	SCORE
2/10	UConn \$	L	6-5
	UConn \$	W	2-1
2/12	St. Francis \$	W	7-0
	North Texas \$	L	3-1
2/14	at Georgia State	W	10-1 (5)
2/17	Wisconsin &	L	6-3
2/18	Wisconsin &	L	6-1
	Illinois &	W	5-2
2/19	Illinois &	L	4-3
2/21	Kennesaw State	W	5-3
2/24	Boston University ^	L	2-0
2/25	Penn State ^	W	7-6
	Kent State ^	W	9-8
2/26	Kent State ^	W	7-4
	at Charlotte ^	L	7-3
2/28	No. 18 Georgia	L	8-0 (6)
3/3	Northern Iowa @	W	12-2(5)
	Northern Iowa @	Canceled	
3/4	Southern Miss @	W	1-0
3/5	Brown @	W	6-0
3/8	No. 18 Auburn	W	2-1
3/10	at Virginia *	W	5-2
3/11	at Virginia (DH) *	W	5-2
	at Virginia (DH) *	L	5-2
3/14	Georgia Southern	W	11-3 (5)
3/18	No. 13 Virginia Tech *	L	7-4
	No. 13 Virginia Tech *	L	8-2
3/19	No. 13 Virginia Tech *	L	5-1
3/21	at Alabama State	Canceled	
3/22	at Troy	W	6-0
3/24	No. 5 Clemson *	L	9-1 (5)
3/25	No. 5 Clemson *	L	8-4
3/26	No. 5 Clemson *	L	13-0 (5)
3/28	at Kennesaw State	W	8-0 (6)
3/31	at No. 7 Florida State *	L	6-4
4/1	at No. 7 Florida State *	L	8-0 (5)
4/2	at No. 7 Florida State *	L	9-1 (6)
4/4	at Mercer	W	11-3
4/7	Boston College (DH) *	W	5-1
	Boston College (DH) *	L	4-3
4/9	Boston College *	W	10-2 (6)
4/11	at Jacksonville State	W	9-6
4/14	at Pitt *	L	10-9 (8)
4/15	at Pitt *	W	13-11 (10)
4/16	at Pitt *	W	3-0
4/18	Georgia State	W	6-1
4/19	Alabama State	L	6-4
4/21	at No. 10 Duke (DH) *	L	11-3 (5)
	at No. 10 Duke (DH) *	L	4-3
4/23	at No. 10 Duke *	L	6-2
4/28	North Carolina *	L	5-3
4/29	North Carolina *	W	12-5
4/30	North Carolina *	L	4-0
5/10	No. 7 seed Notre Dame %	W	8-1
5/11	No. 2 seed Duke %	L	7-1

* Denotes ACC game

\$ Denotes Buzz Classic

& Denotes ACC/B1G Challenge

^ Denotes Queen City Classic

@ Denotes I-75 Tournament

% Denotes ACC Tournament

2024

DATE	OPPONENT	W/L	SCORE
2/8	Villanova \$	W	3-2
2/9	No. 14 Alabama \$	L	3-1
	Villanova \$	L	5-2
2/10	No. 14 Alabama \$	L	5-1
2/11	Longwood (DH) \$	W	9-1 (6)
	Longwood (DH) \$	W	10-2 (5)
2/15	No. 9 Stanford &	L	15-7 (6)
	No. 12 LSU &	L	12-8
2/16	Minnesota &	L	12-11
2/17	No. 22 Tennessee &	CANCELED	
2/18	No. 6 Oklahoma St. &	CANCELED	
2/21	Georgia St.	W	9-4
2/23	UNCG @	W	14-7
	Army @	W	13-2 (5)

TOURNAMENT CODES

2/24	Robert Moris @	W	9-1 (6)
	UNCG @	W	6-2
2/25	Ball St. (DH) @	W	6-4
	Ball St. (DH) @	W	6-4
2/28	Mercer	W	6-5
3/2	Pitt (DH) *	W	14-5 (5)
	Pitt (DH) *	W	10-1 (6)
3/3	Pitt *	W	8-0 (5)
3/6	Jacksonville St.	W	8-6
3/8	at NC State (DH) *	W	4-1 (11)
	at NC State (DH) *	W	8-1
	at NC State *	W	10-2 (5)
3/13	No. 25 at No. 5 Georgia	L	6-3
3/15	No. 25 vs. Notre Dame *	W	7-5
3/16	No. 25 vs. Notre Dame *	L	6-3
3/17	No. 25 vs. Notre Dame *	L	6-5
3/19	at CSU	W	4-3
3/20	at Coastal Carolina	W	9-2
3/22	at North Carolina *	L	9-3
3/23	at North Carolina *	W	6-2
3/24	at North Carolina *	L	7-2
3/26	at Kennesaw St.	POSTPONED	
3/28	at Syracuse *	W	5-1
3/29	at Syracuse *	L	6-5
3/30	at Syracuse *	L	7-1 (6)
4/3	Troy	W	14-9
4/5	at Auburn	L	4-3
4/6	Louisiana Tech	L	13-10
	Auburn	W	10-9
4/10	Alabama St.	W	9-0 (5)
4/12	Louisville *	W	8-0 (5)
4/13	Louisville *	L	4-1
4/14	Louisville *	W	5-3 (9)
4/16	at Georgia St.	W	5-4
4/19	at Virginia Tech *	L	8-4
4/20	at Virginia Tech *	L	10-4
4/21	at Virginia Tech *	L	11-2 (5)
4/23	Kennesaw St.	W	10-7
4/26	Virginia *	W	6-5
4/27	Virginia *	L	16-1 (5)
4/28	Virginia *	L	4-3
5/9	No. 6 vs. No. 3 Virginia Tech % W		6-2
5/10	No. 6 vs. No. 2 Florida St. % L		10-2 (5)

* Denotes ACC game
 \$ Denotes Buzz Classic
 & Shriners Children's Clearwater Invitational
 @ Denotes I-75 Tournament
 % Denotes ACC Tournament

OVERALL RECORD: 1,155-919-2 (.556), 38 Years

#	TOURNAMENT	LOCATION
2	Columbus Invitational	Columbus, Ga.
3	Southern Invitational	Birmingham, Ala.
4	Furman Spring Fling	Greenville, S.C.
5	Tar Heel Invitational	Chapel Hill, N.C.
#6	ACC Tournament	Tallahassee, Fla.
7	Louisiana Classic	Lafayette, La.
8	S.C. Round Robin Classic	Columbia, S.C.
9	Winthrop Invitational	Rock Hill, S.C.
10	Buzz Classic	Marietta, Ga.
11	Single Game	Chattanooga, Tenn.
12	Georgia State Tournament	Atlanta, Ga.
13	UTC Invite	Chattanooga, Tenn.
14	East Carolina Tournament	Greenville, N.C.
15	Samford Spring Invitational	Birmingham, Ala.
#16	ACC Tournament	Raleigh, N.C.
17	Triangle Tournament	Raleigh, N.C.
#18	ACC Tournament	Marietta, Ga.
19	Ole Miss Rebel Classic	Oxford, Miss.
20	USF Tournament	Tampa, Fla.
21	Georgia Tech Round Robin	Atlanta, Ga.
22	Bama Bash	Tuscaloosa, Ala.
23	National Invitational	San Jose, Calif.
24	Mardi Gras Classic	Monroe, La.
25	Speedline Invitational	Tampa, Fla.
26	FAU Worth Invitational	Boca Raton, Fla.
27	LSU Purple & Gold Challenge	Baton Rouge, La.
28	National Invitational	Pleasanton, Calif.
29	Gamecock Invitational	Columbia, S.C.
30	Cox Communications Classic	Gainesville, Fla.
31	Georgia State Invitational	Decatur, Ga.
32	National Invitational	Sunnyvale, Calif.
!33	NCAA Tournament	Tuscaloosa, Ala.
34	Lady Panther Invite	Panthersville, Ga.
35	NFCA Leadoff Classic	Columbus, Ga.
36	Hillenbrand Invitational	Tucson, Ariz.
!37	NCAA Tournament	Athens, Ga.
38	Yellow Jacket Invitational	Atlanta, Ga.
39	UCF Tournament	Orlando, Fla.
#40	ACC Tournament	College Park, Md.
41	USF adidas Invitational	Clearwater, Fla.
#42	ACC Tournament	Chapel Hill, N.C.
43	KSU Invitational	Kennesaw, Ga.
44	Buzz Classic	Woodstock, Ga.
!45	NCAA Tournament	Gainesville, Fla.
46	Georgia St. 1st Pitch Classic	Panthersville, Ga.
47	Hamton Inn Crimson Classic	Tuscaloosa, Ala.
48	USF Louisville Slugger Tournament	Tampa, Fla.
49	Mercer Spring Break Tournament	Macon, Ga.
50	Lipton Invitational	Gainesville, Fla.
51	Cathedral City Classic	Cathedral City, Calif.
52	USF DeMarini Tournament	Clearwater, Fla.
53	Louisville Slugger Desert Classic	Las Vegas, Nev.
54	Springhill Suites Buckhead Classic	Atlanta, Ga.
#55	ACC Tournament	Blacksburg, Va.
56	NTC Elite Tournament	Clermont, Fla.
57	Felsberg Memorial Tournament	Miami, Fla.
58	Single Game	Kennesaw, Ga.
59	Chanticleer Challenge	Myrtle Beach, S.C.
!60	NCAA Tournament	Knoxville, Tenn.
61	Kajikawa Classic	Tempe, Ariz.
62	ACC/SEC/Big 12 Challenge	Auburn, Ala.
63	NFCA Leadoff Classic	Clearwater, Fla.
64	GT-KSU Invite	Atlanta, Ga.
65	GT Classic	Atlanta, Ga.
66	Citrus Classic	Orlando, Fla.
67	FSU Unconquered Invite	Tallahassee, Fla.
68	GT-GSU Invite	Atlanta, Ga.
^69	ACC/BigTen Challenge	Atlanta, Ga.
70	Gaucho Classic	Santa Barbara, Calif.
71	Clearwater Spring Break Tournament	Tampa, Fla.
72	Kansas Round Robin	Lawrence, Kan.
73	Camel Stampede	Buies Creek, N.C.
74	Matador Clasic	Northridge, Calif.
75	River City Leadoff	Jacksonville, Fla.
76	Mississippi State Tournament	Starkville, Miss.
77	I-75 Challenge	Atlanta, Ga.
78	Buzz Classic	Atlanta, Ga.

YEAR-BY-YEAR RESULTS***

ALL-TIME ACC TOURNAMENT RECORD

INFORMATION

BOSTON COLLEGE (3-0/1.000)

5/12/2006	N	W, 7-3
5/11/2007	N	W, 4-0
5/14/2010	N	W, 8-0 (5)

CLEMSON (0-1/.000)

5/13/2021	N	L, 0-2
-----------	---	--------

DUKE (0-2/.000)

5/12/2022	N	L, 6-9
5/11/2023	N	L, 1-7

FLORIDA STATE (6-15/.285)

4/17/1992	A	L, 0-6
4/16/1993	A	L, 0-12
4/17/1993	A	L, 0-11
4/22/1994	A	L, 1-2
4/21/1995	A	L, 1-2
4/22/1995	A	L, 2-5
4/19/1996	N	L, 4-5
5/11/2002	A	W, 2-0
5/10/2003	A	L, 3-5
5/14/2004	A	L, 2-3
5/16/2004	A	L, 1-3
5/11/2006	N	L, 1-10 (5)
5/13/2006	N	W, 4-3
5/13/2006	N	L, 4-7
5/12/2007	A	W, 7-3
5/10/2009	N	W, 3-1
5/16/2010	N	W, 8-4
5/11/2012	N	W, 9-1
5/8/2014	A	L, 5-11
5/9/2019	A	L, 0-7

5/10/2024	N	L, 10-2 (5)
-----------	---	-------------

MARYLAND (3-5/.375)

4/19/1997	N	L, 0-9 (6)
4/24/1998	N	L, 0-4
5/15/1999	N	L, 0-7
4/30/2000	N	L, 1-2
5/11/2001	N	L, 0-1
5/10/2002	N	W, 1-0 (9)
5/15/2004	N	W, 6-4
5/10/2007	N	W, 5-1

NORTH CAROLINA (7-3/.700)

4/16/1993	N	W, 3-2
4/22/1994	N	L, 0-4
4/17/1997	N	L, 7-8
4/19/1997	N	W, 3-2 (8)
5/15/1999	N	W, 6-2
5/12/2002	N	W, 6-2
5/9/2003	N	W, 3-1
5/15/2004	N	W, 4-0
5/15/2010	N	W, 8-0 (5)
5/9/2013	N	L, 2-6
5/10/2018	N	L, 1-6

NOTRE DAME (1-0/1.000)

5/10/2023	A	W, 8-1
-----------	---	--------

NC STATE (3-1/.750)

5/14/2004	N	W, 2-1
5/12/2005	N	W, 2-0
5/8/2008	N	L, 0-1
5/11/2022	N	W, 4-2

SYRACUSE (1-0/1.000)

5/12/2021	N	W, 6-0
-----------	---	--------

VIRGINIA (10-8/.556)

4/17/1990	N	L, 3-10
4/21/1995	N	W, 3-1
4/22/1995	N	W, 7-4
4/19/1996	N	L, 2-3
4/18/1997	N	W, 7-2
4/23/1998	N	L, 1-3
5/14/1999	N	L, 0-4
4/29/2000	N	L, 6-7 (9)
5/12/2001	N	L, 2-3
5/10/2003	N	L, 3-4
5/15/2004	N	W, 4-1
5/14/2005	N	W, 3-0
5/12/2006	N	W, 11-2 (5)
5/9/2008	N	W, 5-3
5/8/2009	N	W, 7-0
5/13/2011	N	L, 6-0
5/10/2012	N	W, 6-4
5/8/2019	N	W, 8-0 (5)

VIRGINIA TECH (4-1/.800)

5/15/2005	N	W, 1-0
5/13/2007	N	L, 0-2
5/9/2009	N	W, 14-4
5/12/2012	N	W, 9-1 (5)
5/9/2024	N	W, 6-2

ALL-TIME NCAA TOURNAMENT RECORD

2002 - TALLAHASSEE, FLA. (#5 SEED)

5/16	#2 Alabama	W, 3-1 (9)
5/17	#3 Florida State	W, 2-0
5/18	#6 Chattanooga	W, 3-0
5/19	#3 Florida State	L, 2-3 (9)
5/19	#3 Florida State	L, 1-6

2003 - TUSCALOOSA, ALA. (#5 SEED)

5/15	#4 Illinois	L, 3-5
5/15	#8 Southern	W, 9-0 (5)
5/16	#1 Stanford	W, 2-1 (9)
5/16	#6 Massachusetts	L, 0-2

2004 - ATHENS, GA. (#3 SEED)

5/20	#6 Massachusetts	W, 2-0
5/21	#2 Georgia	W, 3-2
5/22	#1 Stanford	L, 0-2
5/22	#2 Georgia	L, 1-9 (6)

2005 - ATHENS, GA. (#3 SEED)

5/20	#2 Kansas	W, 3-1 (9)
5/21	#1 Georgia	L, 1-8
5/21	#2 Kansas	W, 5-2
5/22	#1 Georgia	L, 1-2

2006 - TUSCALOOSA, ALA. (#2 SEED)

5/19	#3 Florida A&M	W, 9-3
5/20	#1 Alabama	L, 5-8
5/20	#3 Florida A&M	W, 10-7
5/21	#1 Alabama	L, 2-7

2007 - GAINESVILLE, FLA. (#2 SEED)

5/18	#3 Texas	W, 3-2
5/19	#1 Florida	L, 0-8 (5)
5/19	#3 Texas	L, 2-4

2008 - GAINESVILLE, FLA. (#4 SEED)

5/16	#1 Florida	L, 2-7
5/17	#2 South Florida	W, 9-2
5/17	#3 UCF	L, 1-7

2009 - ATLANTA, GA. (#1 SEED; #14 NATIONAL)

5/15	#4 Boston University	W, 5-1
5/16	#3 Auburn	W, 4-1
5/17	#4 Boston University	W, 7-2

2009 - ATLANTA, GA. (SUPER REGIONAL)

5/23	#3 Washington	L, 1-7
5/24	#3 Washington	L, 0-7

2010 - ATLANTA, GA. (#1 SEED; #8 NATIONAL)

5/21	#4 Jacksonville State	W, 5-3
5/22	#2 Oregon	L, 11-2 (5)
5/22	#3 Auburn	W, 4-1
5/23	#2 Oregon	L, 4-3 (8)

2011 - KNOXVILLE, TENN. (#2 SEED)

5/20	#3 Oklahoma State	L, 2-1
5/21	#4 Liberty	W, 4-3
5/21	#1 Tennessee	L, 7-0

2012 - TUSCALOOSA, ALA. (#2 SEED)

5/18	#3 South Alabama	L, 4-3
5/19	#4 UT-Martin	W, 9-1
5/19	#3 South Alabama	L, 10-1 (5)

2022 - GAINESVILLE, FLA. (#2 SEED)

5/20	#3 Wisconsin	W, 2-1
5/21	#1 Florida	L, 7-1
5/22	#3 Wisconsin	L, 7-6

Note: In 2005, NCAA switched from eight-team regionals to four.

OVERALL: 21-24 (.467)

In Tallahassee, Fla.:	3-2 (.600)
In Tuscaloosa, Ala.:	5-6 (.455)
In Athens, Ga.:	4-4 (.500)
In Gainesville, Fla.:	3-6 (.333)
In Atlanta, Ga.:	5-4 (.555)
In Knoxville, Tenn.:	1-2 (.333)

IN REGIONAL PLAY:

vs #1 seed:	1-9
vs #2 seed:	5-3
vs #3 seed:	7-10
vs #4 seed:	5-1
vs #6 seed:	2-1
vs #8 seed:	1-0
As National Seed (2009 & 2010):	5-4

SERIES HISTORY

AKRON

GT TRAILS 1-2			
DATE	LOCATION	W/L	SCORE
3/27/93	Rock Hill, S.C.	L	2-4
3/25/95	Rock Hill, S.C.	L	3-7
2/20/00	Raleigh, N.C.	W	6-1

SERIES
Home: 0-0, Away: 0-0, Neutral: 1-2

ALABAMA

GT TRAILS 3-18			
DATE	LOCATION	W/L	SCORE
4/20/98	Tuscaloosa, Ala.	L	1-7
4/20/98	Tuscaloosa, Ala.	L	2-10 (6)
2/25/00	Tuscaloosa, Ala.	L	3-9
5/16/02	Tallahassee, Fla.	W	3-1 (10)
4/26/03	Tuscaloosa, Ala.	L	2-3
4/26/03	Tuscaloosa, Ala.	W	2-1
4/13/04	Atlanta, Ga.	W	1-0
2/24/06	Columbus, Ga.	L	2-3
5/20/06	Tuscaloosa, Ala.	L	5-8
5/21/06	Tuscaloosa, Ala.	L	2-7
2/14/08	Tuscaloosa, Ala.	L	0-6
2/16/08	Tuscaloosa, Ala.	L	5-9
4/22/09	Atlanta, Ga.	L	0-8 (5)
4/22/09	Atlanta, Ga.	L	0-10 (6)
4/28/10	Tuscaloosa, Ala.	L	1-13 (5)
2/17/12	Auburn, Ala.	L	9-12
3/25/15	Tuscaloosa, Ala.	L	0-11 (6)
3/14/18	Atlanta, Ga.	L	1-3
3/27/19	Tuscaloosa, Ala.	L	3-4
2/9/24	Atlanta, Ga.	L	1-3
2/10/24	Atlanta, Ga.	L	1-5

SERIES
Home: 1-5, Away: 1-11, Neutral: 1-2

ALABAMA A&M

GT LEADS 1-0			
DATE	LOCATION	W/L	SCORE
4/6/05	Montgomery, Ala.	W	5-1

SERIES
Home: 0-0, Away: 0-0, Neutral: 1-0

ALABAMA STATE

SERIES TIED 1-1			
DATE	LOCATION	W/L	SCORE
4/19/23	Atlanta, Ga.	L	4-6
4/10/24	Atlanta, Ga.	W	9-0 (5)

SERIES
Home: 1-1, Away: 0-0, Neutral: 0-0

ALCORN STATE

GT LEADS 1-0			
DATE	LOCATION	W/L	SCORE
2/24/19	Starkville, Miss.	W	8-4

SERIES
Home: 0-0, Away: 0-0, Neutral: 1-0

ARIZONA

GT TRAILS 1-2			
DATE	LOCATION	W/L	SCORE
2/26/00	Tuscaloosa, Ala.	L	0-12 (5)
3/6/04	Tucson, Ariz.	L	0-2
2/10/12	Tempe, Ariz.	W	2-1

SERIES
Home: 0-0, Away: 0-1, Neutral: 1-1

ARIZONA STATE

GT TRAILS 0-1			
DATE	LOCATION	W/L	SCORE
3/9/02	Pleasanton, Calif.	L	4-5

SERIES
Home: 0-0, Away: 0-0, Neutral: 0-1

ARKANSAS

SERIES TIED 3-3			
DATE	LOCATION	W/L	SCORE
2/17/01	Monroe, La.	L	2-3
3/21/01	Atlanta, Ga.	W	4-0
3/18/03	Fayetteville, Ark.	W	3-2
3/18/03	Fayetteville, Ark.	L	2-3
2/27/10	Columbus, Ga.	W	11-2 (5)
2/8/15	Boca Raton, Fla.	L	0-2

SERIES
Home: 1-0, Away: 1-1, Neutral: 1-2

ARMY

GT LEADS 1-0			
DATE	LOCATION	W/L	SCORE
2/23/24	Atlanta, Ga.	W	13-2 (5)

SERIES
Home: 1-0, Away: 0-0, Neutral: 0-0

AUBURN

GT LEADS 8-6			
DATE	LOCATION	W/L	SCORE
3/29/97	Marietta, Ga.	W	4-0
2/15/00	Auburn, Ala.	L	1-3
4/11/00	Atlanta, Ga.	W	4-3 (8)
3/19/02	Auburn, Ala.	L	1-9 (6)
3/19/02	Auburn, Ala.	W	2-1
4/23/03	Auburn, Ala.	L	0-2
5/2/03	Atlanta, Ga.	W	2-0
2/29/08	Columbus, Ga.	L	2-3
5/16/09	Atlanta, Ga.	W	4-1
5/22/10	Atlanta, Ga.	W	4-1
2/19/12	Auburn, Ala.	L	5-12
3/8/23	Atlanta, Ga.	W	2-1
4/5/24	Auburn, Ala.	L	3-4
4/6/24	Auburn, Ala.	W	10-9

SERIES
Home: 5-0, Away: 2-5, Neutral: 1-1

AUGUSTA STATE

GT LEADS 2-0			
DATE	LOCATION	W/L	SCORE
4/3/91	Atlanta, Ga.	W	10-5 (5)
4/3/91	Atlanta, Ga.	W	5-2

SERIES
Home: 2-0, Away: 0-0, Neutral: 0-0

AUSTIN PEAY

GT LEADS 3-1			
DATE	LOCATION	W/L	SCORE
3/30/90	Birmingham, Ala.	L	1-5
4/6/91	Greenville, S.C.	W	6-1
3/19/04	Marietta, Ga.	W	3-1
3/4/06	Marietta, Ga.	W	14-6 (6)

SERIES
Home: 0-0, Away: 0-0, Neutral: 3-1

BALL STATE

GT LEADS 4-0			
DATE	LOCATION	W/L	SCORE
3/17/04	Atlanta, Ga.	W	2-1
3/17/04	Atlanta, Ga.	W	6-0
2/25/25	Atlanta, Ga.	W	6-4
2/25/25	Atlanta, Ga.	W	6-4

SERIES
Home: 4-0, Away: 0-0, Neutral: 0-0

BAPTIST

GT TRAILS 1-3			
DATE	LOCATION	W/L	SCORE
3/12/88	Atlanta, Ga.	L	1-12
3/2/89	Atlanta, Ga.	L	1-2
3/9/90	Atlanta, Ga.	W	2-0
3/9/90	Atlanta, Ga.	L	1-3

SERIES
Home: 0-0, Away: 0-0, Neutral: 1-3

BAYLOR

GT LEADS 2-0			
DATE	LOCATION	W/L	SCORE
3/21/06	Waco, Texas	W	8-0 (5)
2/23/07	Columbus, Ga.	W	10-7

SERIES
Home: 0-0, Away: 1-0, Neutral: 1-0

BELMONT

GT LEADS 1-0			
DATE	LOCATION	W/L	SCORE
3/13/11	Atlanta, Ga.	W	12-2 (5)

SERIES
Home: 1-0, Away: 0-0, Neutral: 0-0

BETHUNE COOKMAN

GT LEADS 4-0			
DATE	LOCATION	W/L	SCORE
3/20/96	Daytona Beach, Fla.	W	8-0
3/20/96	Daytona Beach, Fla.	W	5-1
2/12/05	Boca Raton, Fla.	W	4-0
2/13/05	Boca Raton, Fla.	W	2-1 (8)

SERIES
Home: 0-0, Away: 0-0, Neutral: 4-0

BOISE STATE

GT LEADS 2-0			
DATE	LOCATION	W/L	SCORE
2/12/21	Atlanta, Ga.	W	5-1
2/12/21	Atlanta, Ga.	W	10-2 (6)

SERIES
Home: 2-0, Away: 0-0, Neutral: 0-0

BOSTON COLLEGE

GT LEADS 37-17			
DATE	LOCATION	W/L	SCORE
2/8/03	Columbia, S.C.	W	7-4
2/9/03	Columbia, S.C.	W	2-1 (8)
2/11/05	Boca Raton, Fla.	W	6-2
4/15/06	Atlanta, Ga.	W	12-11
4/15/06	Atlanta, Ga.	W	10-4
4/16/06	Atlanta, Ga.	W	15-7 (5)
5/12/06	Chapel Hill, N.C.	W	7-3
4/21/07	Chestnut Hill, Mass.	W	4-3

4/21/07	Chestnut Hill, Mass.	W	6-3
4/22/07	Chestnut Hill, Mass.	W	12-0 (5)
5/11/07	Tallahassee, Fla.	W	4-0
4/19/08	Atlanta, Ga.	W	9-1 (6)
4/19/08	Atlanta, Ga.	L	2-3
4/20/08	Atlanta, Ga.	W	7-6
4/4/09	Chestnut Hill, Mass.	L	0-1
4/4/09	Chestnut Hill, Mass.	W	12-1 (5)
4/5/09	Chestnut Hill, Mass.	W	7-3
4/17/10	Atlanta, Ga.	W	9-0 (5)
4/17/10	Atlanta, Ga.	W	11-3 (5)
4/18/10	Atlanta, Ga.	W	4-0
5/14/10	Blacksburg, Va.	W	8-0 (5)
4/30/11	Chestnut Hill, Mass.	W	2-1
4/30/11	Chestnut Hill, Mass.	W	11-2 (5)
5/1/11	Chestnut Hill, Mass.	W	9-7
3/17/12	Atlanta, Ga.	W	8-0 (5)
3/17/12	Atlanta, Ga.	W	9-4
3/18/12	Atlanta, Ga.	W	4-0
5/4/13	Chestnut Hill, Mass.	W	12-3 (6)
5/4/13	Chestnut Hill, Mass.	W	10-5
5/5/13	Chestnut Hill, Mass.	W	12-3
3/1/14	Atlanta, Ga.	W	6-1
3/1/14	Atlanta, Ga.	L	3-13 (5)
3/2/14	Atlanta, Ga.	L	2-6
4/18/15	Chestnut Hill, Mass.	W	10-2 (5)
4/18/15	Chestnut Hill, Mass.	L	0-1
4/19/15	Chestnut Hill, Mass.	L	2-5
3/11/16	Atlanta, Ga.	L	4-8
3/12/16	Atlanta, Ga.	L	1-4 (11)
3/12/16	Atlanta, Ga.	L	0-9 (5)
4/22/17	Chestnut Hill, Mass.	L	2-6
4/22/17	Chestnut Hill, Mass.	L	2-4
4/23/17	Chestnut Hill, Mass.	L	3-8
5/4/18	Chestnut Hill, Mass.	L	6-8 (10)
5/5/18	Chestnut Hill, Mass.	W	6-0
5/5/18	Chestnut Hill, Mass.	L	3-4
3/6/20	Atlanta, Ga.	W	6-0
3/7/20	Atlanta, Ga.	L	0-6
3/8/20	Atlanta, Ga.	W	3-1
4/8/22	Brighton, Mass.	W	3-1 (11)
4/9/22	Brighton, Mass.	W	14-2 (5)
4/8/22	Brighton, Mass.	L	0-4
4/7/23	Atlanta, Ga.	W	5-1
4/7/23	Atlanta, Ga.	L	3-4
4/9/23	Atlanta, Ga.	W	10-2 (6)

SERIES
Home: 16-8, Away: 15-9, Neutral: 6-0

BOSTON UNIVERSITY

GT LEADS 4-2			
DATE	LOCATION	W/L	SCORE
3/8/01	Tampa, Fla.	L	0-1 (8)
3/9/05	Atlanta, Ga.	W	12-0 (5)
3/10/06	Clearwater, Fla.	W	9-1 (5)
5/15/09	Atlanta, Ga.	W	5-1
5/17/09	Atlanta, Ga.	W	7-2
2/24/23	Charlotte, N.C.	L	0-2

SERIES
Home: 3-0, Away: 0-0, Neutral: 1-2

BOWLING GREEN ST.

GT LEADS 2-0			
DATE	LOCATION	W/L	SCORE
3/11/11	Atlanta, Ga.	W	10-0 (5)
2/16/14	Atlanta, Ga.	W	3-0

SERIES
Home: 2-0, Away: 0-0, Neutral: 0-0

BRADLEY

SERIES TIED 1-1			
DATE	LOCATION	W/L	SCORE
4/1/95	Marietta, Ga.	L	0-3
3/1/03	Decatur, Ga.	W	8-0 (5)

SERIES HISTORY

SERIES
Home: 0-0, Away: 0-0, Neutral: 1-1

BROWN

SERIES TIED 1-1

DATE	LOCATION	W/L	SCORE
3/29/00	Atlanta, Ga.	L	3-5
3/5/23	Atlanta, Ga.	W	6-0

SERIES
Home: 1-1, Away: 0-0, Neutral: 0-0

BUTLER

GT LEADS 1-0

DATE	LOCATION	W/L	SCORE
2/8/13	Atlanta, Ga.	W	24-4 (5)

SERIES
Home: 1-0, Away: 0-0, Neutral: 0-0

BYU

GT LEADS 1-0

DATE	LOCATION	W/L	SCORE
2/19/10	Las Vegas, Nev.	W	10-9 (8)

SERIES
Home: 0-0, Away: 0-0, Neutral: 1-0

CALIFORNIA

GT TRAILS 0-5

DATE	LOCATION	W/L	SCORE
3/8/03	Sunnyvale, Calif.	L	0-1
2/21/10	Las Vegas, Nev.	L	1-4
2/22/13	Cathedral City, Calif.	L	0-8 (6)
2/9/17	San Juan, Puerto Rico	L	1-8
2/11/17	San Juan, Puerto Rico	L	8-10

SERIES
Home: 0-0, Away: 0-0, Neutral: 0-5

CAL POLY

GT LEADS 2-1

DATE	LOCATION	W/L	SCORE
2/21/09	Cathedral City, Calif.	L	0-2
2/11/12	Tempe, Ariz.	W	8-5
3/24/18	Northridge, Calif.	W	2-1

SERIES
Home: 0-0, Away: 0-0, Neutral: 2-1

CAMPBELL

GT LEADS 5-1

DATE	LOCATION	W/L	SCORE
2/25/91	Atlanta, Ga.	W	6-0
2/25/91	Atlanta, Ga.	W	3-0
2/20/98	Chapel Hill, N.C.	L	1-3
3/2/01	Atlanta, Ga.	W	12-2 (5)
2/23/18	Buies Creek, N.C.	W	6-2
2/25/18	Buies Creek, N.C.	W	8-2 (6)

SERIES
Home: 3-0, Away: 2-0, Neutral: 0-1

CANISIUS

GT LEADS 3-2

DATE	LOCATION	W/L	SCORE
4/4/94	Atlanta, Ga.	W	8-0 (6)
4/4/94	Atlanta, Ga.	L	1-4
3/29/97	Marietta, Ga.	W	5-4

3/28/99	Marietta, Ga.	L	1-2 (8)
2/13/10	Clearwater, Fla.	W	9-0 (5)

SERIES
Home: 1-1, Away: 0-0, Neutral: 2-1

CENTENARY

SERIES TIED 1-1

DATE	LOCATION	W/L	SCORE
4/17/94	Chattanooga, Tenn.	L	1-2
3/3/07	Woodstock, Ga.	W	8-1

SERIES
Home: 0-0, Away: 0-0, Neutral: 1-1

CENTRAL ARKANSAS

GT TRAILS 0-1

DATE	LOCATION	W/L	SCORE
2/18/22	Starkville, Miss.	L	4-7

SERIES
Home: 0-0, Away: 0-0, Neutral: 0-1

CENTRAL MICHIGAN

GT TRAILS 0-1

DATE	LOCATION	W/L	SCORE
3/11/00	San Jose, Calif.	L	2-3

SERIES
Home: 0-0, Away: 0-0, Neutral: 0-1

CHARLESTON SOUTHERN

GT LEADS 5-2

DATE	LOCATION	W/L	SCORE
3/8/91	Atlanta, Ga.	W	3-2
3/8/91	Atlanta, Ga.	L	5-7
3/6/92	Atlanta, Ga.	L	0-2
3/6/92	Atlanta, Ga.	W	2-0
3/23/02	Marietta, Ga.	W	6-2
3/18/05	Orlando, Fla.	W	14-2 (6)
3/19/24	Charleston, S.C.	W	4-3

SERIES
Home: 2-2, Away: 1-0, Neutral: 2-0

CHATTANOOGA

GT LEADS 17-5

DATE	LOCATION	W/L	SCORE
4/25/95	Chattanooga, Tenn.	L	2-3
4/25/95	Chattanooga, Tenn.	W	5-1
4/17/01	Chattanooga, Tenn.	L	1-3
4/17/01	Chattanooga, Tenn.	L	1-2
4/10/02	Atlanta, Ga.	W	5-1
4/10/02	Atlanta, Ga.	W	2-0
5/18/02	Tallahassee, Fla.	W	3-0
2/11/03	Chattanooga, Tenn.	W	2-0
2/11/03	Chattanooga, Tenn.	L	0-2
2/5/05	Atlanta, Ga.	W	6-0
2/5/05	Atlanta, Ga.	W	8-0 (5)
3/30/05	Chattanooga, Tenn.	L	0-1
3/30/05	Chattanooga, Tenn.	W	7-1
2/15/06	Atlanta, Ga.	W	7-2
2/15/06	Atlanta, Ga.	W	7-1
4/5/06	Chattanooga, Tenn.	W	11-7
4/5/06	Chattanooga, Tenn.	W	7-6
2/28/07	Atlanta, Ga.	W	8-0 (6)
2/28/07	Atlanta, Ga.	W	6-5
2/11/11	Clermont, Fla.	W	6-1
2/12/11	Clermont, Fla.	W	6-1
3/18/16	Tampa, Fla.	W	3-2

SERIES
Home: 8-0, Away: 5-5, Neutral: 4-0

CLEMSON

GT TRAILS 0-10

DATE	LOCATION	W/L	SCORE
2/20/21	Atlanta, Ga.	L	2-5
2/21/21	Atlanta, Ga.	L	3-5
2/21/21	Atlanta, Ga.	L	4-5
5/13/21	Louisville, Ky.	L	0-2
4/29/22	Clemson, S.C.	L	1-4
4/30/22	Clemson, S.C.	L	0-3
5/1/22	Clemson, S.C.	L	2-3 (8)
3/24/23	Atlanta, Ga.	L	1-9 (5)
3/25/23	Atlanta, Ga.	L	4-8
3/26/23	Atlanta, Ga.	L	0-13 (5)

SERIES
Home: 0-6, Away: 0-3, Neutral: 0-1

COASTAL CAROLINA

GT LEADS 7-6

DATE	LOCATION	W/L	SCORE
4/6/91	Greenville, S.C.	L	3-4 (8)
4/3/92	Greenville, S.C.	L	2-3
4/4/92	Greenville, S.C.	L	0-4
4/11/93	Chapel Hill, N.C.	L	6-8
3/25/94	Rock Hill, S.C.	W	2-1
4/9/94	Chapel Hill, N.C.	L	3-6
3/24/01	Marietta, Ga.	L	3-7
3/22/08	Conway, S.C.	W	2-1
3/22/08	Conway, S.C.	W	10-2 (5)
3/18/11	Conway, S.C.	W	12-0 (6)
2/9/13	Atlanta, Ga.	W	2-1
2/10/13	Atlanta, Ga.	W	11-3 (5)
3/20/24	Conway, S.C.	W	9-2

SERIES
Home: 2-0, Away: 4-0, Neutral: 1-6

COLLEGE OF CHARLESTON

SERIES TIED 1-1

DATE	LOCATION	W/L	SCORE
3/26/94	Rock Hill, S.C.	W	13-1 (5)
3/24/00	Marietta, Ga.	L	1-2

SERIES
Home: 0-0, Away: 0-0, Neutral: 1-1

COLUMBUS COLLEGE

GT TRAILS 2-11

DATE	LOCATION	W/L	SCORE
3/10/87	Atlanta, Ga.	L	1-8
3/10/87	Atlanta, Ga.	L	3-6
4/14/87	Columbus, Ga.	L	2-4
4/14/87	Columbus, Ga.	L	5-6
4/5/88	Columbus, Ga.	L	0-10
4/5/88	Columbus, Ga.	L	0-4
4/9/88	Pensacola, Fla.	L	3-7
4/15/88	Columbus, Ga.	L	2-5
4/28/88	Columbus, Ga.	L	1-10
4/28/88	Columbus, Ga.	W	4-1
4/14/89	Columbus, Ga.	L	3-5
4/20/90	Columbus, Ga.	L	2-3 (9)
4/19/91	Columbus, Ga.	W	2-0

SERIES
Home: 0-2, Away: 2-8, Neutral: 0-1

CONNECTICUT

GT LEADS 4-3

DATE	LOCATION	W/L	SCORE
3/22/00	Atlanta, Ga.	L	0-5
3/21/04	Marietta, Ga.	L	4-5
3/4/06	Marietta, Ga.	W	4-0
3/3/18	Atlanta, Ga.	W	5-0
3/3/18	Atlanta, Ga.	W	3-2
2/10/23	Atlanta, Ga.	L	5-6

2/10/23	Atlanta, Ga.	W	2-1
---------	--------------	---	-----

SERIES
Home: 3-2, Away: 0-0, Neutral: 1-1

CSUN

GT TRAILS 0-1

DATE	LOCATION	W/L	SCORE
3/23/18	Northridge, Calif.	L	1-6

SERIES
Home: 0-0, Away: 0-1, Neutral: 0-0

DARTMOUTH

GT LEADS 3-0

DATE	LOCATION	W/L	SCORE
3/7/10	Woodstock, Ga.	W	8-1
3/22/22	Atlanta, Ga.	W	1-0
3/22/22	Atlanta, Ga.	W	9-1 (5)

SERIES
Home: 3-0, Away: 0-0, Neutral: 0-0

DELAWARE STATE

GT LEADS 1-0

DATE	LOCATION	W/L	SCORE
2/26/99	Greenville, N.C.	W	26-1 (5)

SERIES
Home: 0-0, Away: 0-0, Neutral: 1-0

DELTA STATE

GT TRAILS 0-1

DATE	LOCATION	W/L	SCORE
4/11/87	Pensacola, Fla.	L	3-16

SERIES
Home: 0-0, Away: 0-0, Neutral: 0-1

DEPAUL

GT TRAILS 4-5

DATE	LOCATION	W/L	SCORE
2/26/93	Lafayette, La.	W	4-3
2/26/00	Tuscaloosa, Ala.	L	0-4
2/28/04	Columbus, Ga.	W	5-1
2/23/07	Columbus, Ga.	W	8-3
3/2/08	Columbus, Ga.	L	1-2
2/24/12	Clearwater, Fla.	L	2-4
3/2/18	Atlanta, Ga.	W	2-1 (10)
3/2/18	Atlanta, Ga.	L	2-8
2/21/20	Birmingham, Ala.	L	0-8 (5)

SERIES
Home: 1-1, Away: 0-0, Neutral: 3-4

DETROIT MERCY

GT LEADS 1-0

DATE	LOCATION	W/L	SCORE
3/4/18	Atlanta, Ga.	W	3-1

SERIES
Home: 1-0, Away: 0-0, Neutral: 0-0

DRAKE

GT TRAILS 1-3

DATE	LOCATION	W/L	SCORE
3/28/98	Marietta, Ga.	W	5-3
2/25/00	Tuscaloosa, Ala.	L	3-8
2/26/00	Tuscaloosa, Ala.	L	2-5
2/18/01	Monroe, La.	L	1-2 (9)

SERIES HISTORY

SERIES

Home: 0-0, Away: 0-0, Neutral: 1-3

DREXEL

GT LEADS 2-0

DATE	LOCATION	W/L	SCORE
4/3/93	Marietta, Ga.	W	3-1
3/30/96	Marietta, Ga.	W	4-3

SERIES

Home: 0-0, Away: 0-0, Neutral: 2-0

DUKE

GT TRAILS 2-12

DATE	LOCATION	W/L	SCORE
4/6/18	Durham, N.C.	L	1-2 (8)
4/6/18	Durham, N.C.	W	4-3
4/8/18	Durham, N.C.	W	5-3
3/29/19	Atlanta, Ga.	L	5-9
3/30/19	Atlanta, Ga.	L	2-11 (6)
3/31/19	Atlanta, Ga.	L	6-8
3/4/22	Atlanta, Ga.	L	1-9 (5)
3/5/22	Atlanta, Ga.	L	3-10
3/6/22	Atlanta, Ga.	L	1-3
5/12/22	Pittsburgh, Pa.	L	6-9
4/21/23	Durham, N.C.	L	3-11 (5)
4/21/23	Durham, N.C.	L	3-4
4/23/23	Durham, N.C.	L	2-6
5/11/23	South Bend, Ind.	L	1-7

SERIES

Home: 0-6, Away: 2-4, Neutral: 0-2

EAST CAROLINA

GT TRAILS 8-9

DATE	LOCATION	W/L	SCORE
3/4/90	Atlanta, Ga.	L	1-8
3/13/91	Atlanta, Ga.	L	0-3
3/13/91	Atlanta, Ga.	L	1-2 (8)
4/6/91	Greenville, S.C.	W	8-6
4/13/91	Chapel Hill, N.C.	L	0-5
4/3/92	Greenville, S.C.	W	8-6 (8)
4/12/92	Chapel Hill, N.C.	L	1-7
4/11/93	Chapel Hill, N.C.	W	1-0
4/8/94	Chapel Hill, N.C.	W	3-0
2/23/97	Raleigh, N.C.	L	4-6
2/26/99	Greenville, N.C.	W	2-0
2/28/99	Greenville, N.C.	L	2-3
4/8/00	Atlanta, Ga.	L	0-11 (5)
4/9/00	Atlanta, Ga.	W	3-2
5/6/01	Greenville, N.C.	L	0-8 (5)
5/6/01	Greenville, N.C.	W	3-1
2/14/10	Clearwater, Fla.	W	3-0

SERIES

Home: 1-4, Away: 2-2, Neutral: 5-3

EAST TENNESSEE ST.

GT LEADS 4-0

DATE	LOCATION	W/L	SCORE
3/3/06	Marietta, Ga.	W	11-2 (5)
2/15/14	Atlanta, Ga.	W	18-7 (5)
2/26/22	Atlanta, Ga.	W	10-0 (5)
2/26/22	Atlanta, Ga.	W	13-1 (5)

SERIES

Home: 3-0, Away: 0-0, Neutral: 1-0

EASTERN KENTUCKY

GT LEADS 4-1

DATE	LOCATION	W/L	SCORE
3/25/95	Rock Hill, S.C.	L	0-1
2/19/00	Raleigh, N.C.	W	11-1 (5)
2/21/04	Panthersville, Ga.	W	2-0
2/19/05	Panthersville, Ga.	W	7-0
2/19/06	Panthersville, Ga.	W	8-0 (5)

SERIES

Home: 0-0, Away: 0-0, Neutral: 4-1

EASTERN MICHIGAN

GT LEADS 4-3

DATE	LOCATION	W/L	SCORE
2/19/94	Columbia, S.C.	L	2-9
2/20/94	Columbia, S.C.	L	1-7
3/1/96	Greenville, N.C.	L	1-3
3/2/01	Atlanta, Ga.	W	3-0
3/6/01	Atlanta, Ga.	W	8-0 (6)
3/6/01	Atlanta, Ga.	W	3-2
2/8/13	Atlanta, Ga.	W	12-0

SERIES

Home: 4-0, Away: 0-0, Neutral: 0-3

ELON

GT LEADS 2-1

DATE	LOCATION	W/L	SCORE
3/13/99	Atlanta, Ga.	W	4-3 (8)
2/18/00	Raleigh, N.C.	W	6-3
3/4/12	Woodstock, Ga.	L	3-6

SERIES

Home: 1-0, Away: 0-0, Neutral: 1-1

EVANSVILLE

GT LEADS 5-2

DATE	LOCATION	W/L	SCORE
3/27/97	Atlanta, Ga.	W	3-2 (9)
3/27/97	Atlanta, Ga.	L	5-8
3/7/99	Atlanta, Ga.	L	1-4 (5)
2/19/05	Panthersville, Ga.	W	6-5
2/20/05	Panthersville, Ga.	W	1-0
2/18/07	Kennesaw, Ga.	W	7-5
3/4/11	Woodstock, Ga.	W	18-1 (5)

SERIES

Home: 1-2, Away: 0-0, Neutral: 4-0

FAIRFIELD

SERIES TIED 1-1

DATE	LOCATION	W/L	SCORE
2/23/18	Buies Creek, N.C.	L	3-4
2/24/18	Buies Creek, N.C.	W	13-4 (5)

SERIES

Home: 0-0, Away: 0-0, Neutral: 1-1

FIU

GT TRAILS 0-3

DATE	LOCATION	W/L	SCORE
2/23/02	Boca Raton, Fla.	L	1-2
2/18/11	Miami, Fla.	L	1-9
2/20/11	Miami, Fla.	L	3-4 (6)

SERIES

Home: 0-0, Away: 0-2, Neutral: 0-1

FLORIDA

GT TRAILS 1-7

DATE	LOCATION	W/L	SCORE
2/20/03	Gainesville, Fla.	L	2-9
2/24/07	Columbus, Ga.	L	1-5
5/19/07	Gainesville, Fla.	L	0-8 (5)
5/16/08	Gainesville, Fla.	L	2-7
2/15/09	Gainesville, Fla.	L	1-11 (6)
2/13/10	Clearwater, Fla.	W	3-0
2/23/13	Cathedral City, Calif.	L	3-5
5/21/22	Gainesville, Fla.	L	1-7

SERIES

Home: 0-0, Away: 0-5, Neutral: 1-2

FLORIDA A&M

GT LEADS 7-2

DATE	LOCATION	W/L	SCORE
4/22/91	Atlanta, Ga.	W	9-1
4/22/91	Atlanta, Ga.	W	9-1
3/7/93	Atlanta, Ga.	W	8-1
3/7/93	Atlanta, Ga.	W	6-3
3/25/00	Marietta, Ga.	L	2-4
3/6/05	Marietta, Ga.	W	11-3 (5)
5/19/06	Tuscaloosa, Ala.	W	9-3
5/20/06	Tuscaloosa, Ala.	W	10-7
2/9/18	Gulf Shores, Ala.	L	6-8

SERIES

Home: 4-0, Away: 0-0, Neutral: 3-2

FLORIDA ATLANTIC

SERIES TIED 4-4

DATE	LOCATION	W/L	SCORE
4/6/96	Birmingham, Ala.	W	3-1
3/28/98	Marietta, Ga.	L	2-4 (8)
3/28/98	Marietta, Ga.	L	0-2
2/21/02	Boca Raton, Fla.	L	0-1
2/12/05	Boca Raton, Fla.	W	10-4
2/13/09	Gainesville, Fla.	W	13-2 (5)
2/11/11	Clermont, Fla.	W	3-2
2/7/15	Boca Raton, Fla.	L	0-2

SERIES

Home: 0-0, Away: 1-2, Neutral: 3-2

FLORIDA GULF COAST

GT LEADS 1-0

DATE	LOCATION	W/L	SCORE
2/14/10	Clearwater, Fla.	W	10-5

SERIES

Home: 0-0, Away: 0-0, Neutral: 1-0

FLORIDA STATE

GT TRAILS 26-72

DATE	LOCATION	W/L	SCORE
3/30/90	Birmingham, Ala.	L	0-10 (5)
4/11/92	Chapel Hill, N.C.	L	0-10 (6)
4/17/92	Tallahassee, Fla.	L	0-6
3/6/93	Tallahassee, Fla.	L	0-3
3/6/93	Tallahassee, Fla.	L	0-2
4/16/93	Tallahassee, Fla.	L	0-12
4/17/93	Tallahassee, Fla.	L	0-11
3/6/94	Tallahassee, Fla.	L	1-6
3/6/94	Tallahassee, Fla.	L	1-2
4/9/94	Chapel Hill, N.C.	L	0-11 (6)
4/22/94	Tallahassee, Fla.	L	1-2
2/25/95	Atlanta, Ga.	L	4-9
2/25/95	Atlanta, Ga.	L	1-10
4/21/95	Tallahassee, Fla.	L	1-2
4/21/95	Tallahassee, Fla.	L	2-5
3/23/96	Tallahassee, Fla.	L	0-2
3/23/96	Tallahassee, Fla.	W	3-1
4/19/96	Raleigh, N.C.	L	4-5
3/23/97	Atlanta, Ga.	L	1-5
3/23/97	Atlanta, Ga.	L	5-8
4/5/98	Tallahassee, Fla.	L	2-3
4/5/98	Tallahassee, Fla.	L	1-4
4/3/99	Atlanta, Ga.	L	0-7
4/3/99	Atlanta, Ga.	L	5-8
4/1/00	Tallahassee, Fla.	W	2-1
4/1/00	Tallahassee, Fla.	W	8-2
3/31/01	Atlanta, Ga.	L	0-7
3/31/01	Atlanta, Ga.	W	2-1 (8)
4/13/02	Tallahassee, Fla.	L	3-7
4/13/02	Tallahassee, Fla.	L	2-4
5/11/02	Tallahassee, Fla.	W	2-0
5/17/02	Tallahassee, Fla.	W	2-0
5/19/02	Tallahassee, Fla.	L	2-3 (9)

DATE	LOCATION	W/L	SCORE
5/19/02	Tallahassee, Fla.	L	1-6
5/4/03	Atlanta, Ga.	L	0-4
5/4/03	Atlanta, Ga.	L	0-6
5/10/03	Atlanta, Ga.	L	3-5
4/3/04	Tallahassee, Fla.	L	0-4
4/3/04	Tallahassee, Fla.	L	1-2
5/14/04	Tallahassee, Fla.	L	2-3
5/16/04	Tallahassee, Fla.	L	1-3
3/26/05	Atlanta, Ga.	W	2-0
3/26/05	Atlanta, Ga.	W	3-1
3/27/05	Atlanta, Ga.	W	5-0
4/1/06	Tallahassee, Fla.	L	1-9 (5)
4/1/06	Tallahassee, Fla.	W	7-6
4/2/06	Tallahassee, Fla.	L	4-7
5/11/06	Chapel Hill, N.C.	L	1-10 (5)
5/13/06	Chapel Hill, N.C.	W	4-3
5/13/06	Chapel Hill, N.C.	L	4-7
4/7/07	Atlanta, Ga.	L	0-8
4/7/07	Atlanta, Ga.	W	9-1 (6)
4/8/07	Atlanta, Ga.	W	7-6
5/12/07	Tallahassee, Fla.	W	7-3
4/12/08	Tallahassee, Fla.	W	5-2
4/12/08	Tallahassee, Fla.	L	2-10 (5)
4/13/08	Tallahassee, Fla.	W	6-2
3/28/09	Atlanta, Ga.	W	8-3
3/28/09	Atlanta, Ga.	W	3-0
3/29/09	Atlanta, Ga.	L	4-5 (8)
5/10/09	Raleigh, N.C.	W	3-1
4/24/10	Tallahassee, Fla.	W	14-1
4/24/10	Tallahassee, Fla.	L	2-6
4/25/10	Tallahassee, Fla.	W	5-2
5/16/10	Blacksburg, Va.	W	8-4
5/7/11	Atlanta, Ga.	W	11-3 (5)
5/7/11	Atlanta, Ga.	W	7-2
5/8/11	Atlanta, Ga.	L	4-9
4/15/12	Tallahassee, Fla.	W	5-4
4/15/12	Tallahassee, Fla.	L	6-7
4/16/12	Tallahassee, Fla.	L	3-4
5/11/12	Chapel Hill, N.C.	W	9-1
4/27/13	Atlanta, Ga.	L	4-1 (8)
4/27/13	Atlanta, Ga.	L	1-8 (6)
4/26/14	Tallahassee, Fla.	L	1-5
4/26/14	Tallahassee, Fla.	L	0-4
4/27/14	Tallahassee, Fla.	L	0-3
5/8/14	College Park, Md.	L	5-11
4/25/15	Atlanta, Ga.	L	1-2 (8)
4/25/15	Atlanta, Ga.	L	2-3
4/26/15	Atlanta, Ga.	L	1-8
3/3/17	Tallahassee, Fla.		



SERIES HISTORY

Home: 3-1, Away: 0-0, Neutral: 2-1

FRESNO STATE

GT LEADS 1-0

DATE	LOCATION	W/L	SCORE
2/29/04	Columbus, Ga.	W	8-0 (6)

SERIES

Home: 0-0, Away: 0-0, Neutral: 1-0

FURMAN

GT LEADS 26-18

DATE	LOCATION	W/L	SCORE
4/28/87	Greenville, S.C.	L	0-10
4/28/87	Greenville, S.C.	L	3-11
2/18/90	Greenville, S.C.	L	0-4
2/18/90	Greenville, S.C.	L	3-13 (5)
4/6/91	Greenville, S.C.	L	1-7
3/27/92	Birmingham, Ala.	L	0-3
4/22/92	Atlanta, Ga.	W	2-0
4/22/92	Atlanta, Ga.	L	3-4
3/10/93	Greenville, S.C.	L	0-3
3/10/93	Greenville, S.C.	L	2-4
3/10/94	Atlanta, Ga.	W	5-0
3/10/94	Atlanta, Ga.	L	1-2
4/15/95	Chattanooga, Tenn.	L	5-7 (11)
4/10/96	Atlanta, Ga.	L	2-4
4/10/96	Atlanta, Ga.	L	6-7
4/1/97	Greenville, S.C.	W	4-3
4/1/97	Greenville, S.C.	L	2-5
4/15/98	Atlanta, Ga.	W	3-0
4/15/98	Atlanta, Ga.	W	4-3
2/14/99	Greenville, S.C.	L	0-1
2/14/99	Greenville, S.C.	W	8-1
2/23/00	Atlanta, Ga.	L	0-6
2/23/00	Atlanta, Ga.	W	7-1
2/13/01	Greenville, S.C.	W	3-1
2/13/01	Greenville, S.C.	W	2-1 (6)
2/13/02	Atlanta, Ga.	L	0-3
2/13/02	Atlanta, Ga.	W	6-1
2/18/03	Greenville, S.C.	W	4-0
2/18/03	Greenville, S.C.	W	1-0
2/17/04	Atlanta, Ga.	W	8-0 (6)
2/17/04	Atlanta, Ga.	W	2-0
2/16/05	Greenville, S.C.	W	10-0
4/12/06	Atlanta, Ga.	W	6-5
4/12/06	Atlanta, Ga.	W	11-3 (6)
4/4/07	Greenville, S.C.	W	5-0
4/4/07	Greenville, S.C.	W	8-1
3/25/08	Atlanta, Ga.	W	7-0
3/25/08	Atlanta, Ga.	W	9-0 (5)
2/8/09	Greenville, S.C.	L	1-2
2/8/09	Greenville, S.C.	W	9-1
2/15/12	Atlanta, Ga.	W	4-2
2/15/12	Atlanta, Ga.	W	8-2
3/20/19	Greenville, S.C.	W	14-2 (5)
2/22/22	Atlanta, Ga.	W	5-0

SERIES

Home: 15-6, Away: 11-10, Neutral: 0-2

GARDNER WEBB

GT LEADS 9-0

DATE	LOCATION	W/L	SCORE
2/10/02	Atlanta, Ga.	W	5-1
2/10/02	Atlanta, Ga.	W	9-0 (5)
2/7/04	Atlanta, Ga.	W	3-2
2/24/04	Boiling Springs, N.C.	W	4-2
2/24/04	Boiling Springs, N.C.	W	6-3
2/28/06	Atlanta, Ga.	W	2-0
2/28/06	Atlanta, Ga.	W	10-2 (5)
2/20/07	Atlanta, Ga.	W	12-1 (5)
2/20/07	Atlanta, Ga.	W	9-4

SERIES

Home: 7-0, Away: 2-0, Neutral: 0-0

GEORGE MASON

GT LEADS 6-2

DATE	LOCATION	W/L	SCORE
3/12/89	Atlanta, Ga.	W	4-2
3/12/89	Atlanta, Ga.	L	1-2
3/11/90	Atlanta, Ga.	W	4-3 (8)
3/11/90	Atlanta, Ga.	L	1-4
3/11/91	Atlanta, Ga.	W	5-3
3/11/91	Atlanta, Ga.	W	5-2
4/15/95	Chattanooga, Tenn.	W	8-1
3/1/96	Greenville, N.C.	W	11-3

SERIES

Home: 4-2, Away: 0-0, Neutral: 2-0

GEORGETOWN

GT LEADS 1-0

DATE	LOCATION	W/L	SCORE
2/17/07	Kennesaw, Ga.	W	17-0 (5)

SERIES

Home: 0-0, Away: 0-0, Neutral: 1-0

GEORGIA

GT TRAILS 11-35

DATE	LOCATION	W/L	SCORE
3/2/97	Atlanta, Ga.	L	2-8
4/21/98	Atlanta, Ga.	L	0-2
4/14/99	Athens, Ga.	L	2-3 (8)
4/28/99	Atlanta, Ga.	L	0-10 (5)
3/2/01	Atlanta, Ga.	L	1-7
3/2/01	Atlanta, Ga.	W	6-5
4/11/01	Athens, Ga.	L	4-5
4/11/01	Athens, Ga.	L	2-3
4/28/02	Atlanta, Ga.	L	0-1
4/28/02	Atlanta, Ga.	W	2-1
4/2/03	Athens, Ga.	L	0-6
4/2/03	Athens, Ga.	L	0-1
3/31/04	Atlanta, Ga.	L	1-3
5/21/04	Athens, Ga.	W	3-2
5/22/04	Athens, Ga.	L	1-9 (6)
4/19/05	Athens, Ga.	W	4-3
5/21/05	Athens, Ga.	L	1-8
5/22/05	Athens, Ga.	L	1-2
3/29/06	Atlanta, Ga.	W	6-4
3/29/06	Atlanta, Ga.	L	7-15
3/28/07	Athens, Ga.	W	5-4
3/28/07	Athens, Ga.	W	4-1
4/9/08	Atlanta, Ga.	W	6-4
4/9/08	Atlanta, Ga.	W	4-3
4/8/09	Athens, Ga.	L	5-7
4/7/10	Atlanta, Ga.	L	4-5
4/21/10	Athens, Ga.	L	3-6
3/30/11	Athens, Ga.	L	2-10 (5)
4/13/11	Atlanta, Ga.	L	8-10
3/14/12	Atlanta, Ga.	W	2-0
3/13/13	Atlanta, Ga.	L	1-14
4/3/13	Athens, Ga.	L	1-20 (5)
4/2/14	Athens, Ga.	L	7-9
4/16/14	Atlanta, Ga.	L	1-15 (5)
3/18/15	Atlanta, Ga.	L	0-14 (5)
4/8/15	Athens, Ga.	L	0-3
3/29/16	Athens, Ga.	L	0-5
4/13/16	Atlanta, Ga.	L	0-15 (5)
4/12/17	Athens, Ga.	L	2-7
4/4/18	Atlanta, Ga.	L	0-1
3/6/19	Atlanta, Ga.	L	4-16 (6)
4/17/19	Athens, Ga.	L	0-7
2/28/21	Atlanta, Ga.	L	0-11 (5)
3/15/22	Athens, Ga.	W	12-3 (5)
2/28/23	Atlanta, Ga.	L	0-8 (6)
3/13/24	Athens, Ga.	L	3-6

SERIES

Home: 6-17, Away: 5-18, Neutral: 0-0

GEORGIA COLLEGE

GT LEADS 5-0

DATE	LOCATION	W/L	SCORE
2/27/91	Atlanta, Ga.	W	6-4
2/27/91	Atlanta, Ga.	W	3-1
3/26/91	Milledgeville, Ga.	W	7-5
3/26/91	Milledgeville, Ga.	W	11-3
4/6/91	Greenville, S.C.	W	4-0

SERIES

Home: 2-0, Away: 2-0, Neutral: 1-0

GEORGIA SOUTHERN

GT LEADS 56-14

DATE	LOCATION	W/L	SCORE
3/7/87	Atlanta, Ga.	L	2-7
3/7/87	Atlanta, Ga.	W	6-4
3/28/88	Statesboro, Ga.	W	5-3
3/28/88	Statesboro, Ga.	L	5-10
4/13/89	Atlanta, Ga.	W	2-0 (10)
4/13/89	Atlanta, Ga.	L	0-4
4/15/91	Statesboro, Ga.	L	1-2
4/15/91	Statesboro, Ga.	W	8-1
4/26/92	Atlanta, Ga.	W	2-0
4/26/92	Atlanta, Ga.	W	4-3
4/21/93	Statesboro, Ga.	W	11-4
4/21/93	Statesboro, Ga.	L	3-6
4/30/94	Atlanta, Ga.	W	8-0 (5)
4/30/94	Atlanta, Ga.	W	4-2
3/24/95	Rock Hill, S.C.	W	4-3 (8)
3/31/95	Marietta, Ga.	W	2-1
4/11/95	Statesboro, Ga.	W	5-1
4/11/95	Statesboro, Ga.	W	5-3
4/23/96	Atlanta, Ga.	W	9-1
4/23/96	Atlanta, Ga.	W	5-4
3/1/97	Atlanta, Ga.	L	4-6 (8)
3/15/97	Statesboro, Ga.	L	1-2
3/15/97	Statesboro, Ga.	W	5-1
2/15/98	Atlanta, Ga.	L	4-5
2/15/98	Atlanta, Ga.	W	9-8
3/29/98	Marietta, Ga.	W	2-0
4/8/98	Atlanta, Ga.	L	1-13 (5)
4/8/98	Atlanta, Ga.	W	4-1
2/10/99	Statesboro, Ga.	L	2-4
2/10/99	Statesboro, Ga.	W	3-2
4/7/99	Atlanta, Ga.	W	5-3
4/7/99	Atlanta, Ga.	W	6-5
2/12/00	Statesboro, Ga.	W	7-1 (9)
2/12/00	Statesboro, Ga.	W	10-8
4/5/00	Atlanta, Ga.	W	2-1
4/5/00	Atlanta, Ga.	W	4-0
2/10/01	Statesboro, Ga.	L	1-9 (5)
2/10/01	Statesboro, Ga.	W	2-1
4/4/01	Atlanta, Ga.	L	2-4
4/4/01	Atlanta, Ga.	W	2-1 (10)
2/16/02	Statesboro, Ga.	W	1-0 (9)
2/16/02	Statesboro, Ga.	W	6-0
4/3/02	Atlanta, Ga.	W	7-3
4/3/02	Atlanta, Ga.	W	4-0
2/16/03	Atlanta, Ga.	W	7-2
4/21/03	Statesboro, Ga.	W	4-2
4/21/03	Statesboro, Ga.	W	6-1
3/3/04	Atlanta, Ga.	L	1-3
3/3/04	Atlanta, Ga.	W	6-0
4/21/04	Statesboro, Ga.	W	1-0
4/21/04	Statesboro, Ga.	W	1-0
2/9/05	Statesboro, Ga.	W	6-1
4/27/05	Atlanta, Ga.	W	2-0
4/11/06	Atlanta, Ga.	W	8-0 (5)
4/26/06	Statesboro, Ga.	W	3-2
4/26/06	Statesboro, Ga.	W	3-0
2/10/07	Atlanta, Ga.	W	7-2
2/10/07	Atlanta, Ga.	W	8-0 (6)
4/16/08	Statesboro, Ga.	W	5-0
4/16/08	Statesboro, Ga.	W	10-4
3/24/09	Atlanta, Ga.	W	9-1 (6)
3/24/09	Atlanta, Ga.	L	5-6
4/13/10	Atlanta, Ga.	W	14-2 (5)
4/13/10	Atlanta, Ga.	W	5-4

3/15/11	Atlanta, Ga.	W	13-0 (5)
3/15/11	Atlanta, Ga.	W	10-0 (5)
4/10/12	Atlanta, Ga.	W	1-0
4/10/12	Atlanta, Ga.	W	5-1
4/19/17	Atlanta, Ga.	W	12-4 (6)
3/14/23	Atlanta, Ga.	W	11-3 (5)

SERIES

Home: 32-8, Away: 21-6, Neutral: 3-0

GEORGIA STATE

GT LEADS 56-25

DATE	LOCATION	W/L	SCORE
4/16/87	Atlanta, Ga.	L	0-10
4/16/87	Atlanta, Ga.	L	0-11
4/20/88	Decatur, Ga.	L	1-7
4/20/88	Decatur, Ga.	L	1-8
4/18/89	Atlanta, Ga.	L	3-4 (9)
4/18/89	Atlanta, Ga.	W	6-5
4/15/90	Decatur, Ga.	L	1-7
4/15/90	Decatur, Ga.	L	0-1 (9)
3/7/91	Atlanta, Ga.	W	2-1 (8)
3/7/91	Atlanta, Ga.	W	2-1
3/28/92	Birmingham, Ala.	W	4-1
3/28/92	Birmingham, Ala.	W	7-3
4/25/95	Decatur, Ga.	L	2-5
4/25/95	Decatur, Ga.	W	3-2
4/3/93	Marietta, Ga.	L	0-7
4/14/93	Atlanta, Ga.	W	2-1
4/14/93	Atlanta, Ga.	W	2-1
4/20/93	Decatur, Ga.	L	5-6
4/20/93	Decatur, Ga.	W	3-2
4/12/94	Atlanta, Ga.	W	15-2
4/12/94	Atlanta, Ga.	W	5-0
4/5/95	Decatur, Ga.	L	2-6
4/5/95	Decatur, Ga.	L	2-5
4/9/96	Atlanta, Ga.	L	2-3
4/9/96	Atlanta, Ga.	W	3-1
4/5/97	Decatur, Ga.	L	3-4
4/5/97	Decatur, Ga.	W	6-3
3/10/98	Atlanta, Ga.	W	2-1
4/28/98	Atlanta, Ga.	W	6-3
4/25/00	Atlanta, Ga.	L	1-3
4/25/00	Atlanta, Ga.	L	0-2
2/21/01	Decatur, Ga.	W	9-0 (5)
2/21/01	Decatur, Ga.	W	3-1
3/2/01	Atlanta, Ga.	W	10-7
2/20/02	Atlanta, Ga.	W	5-3
2/20/02	Atlanta, Ga.	W	5-2
3/2/03	Gainesville, Fla.	L	2-3
3/2/03	Gainesville, Fla.	W	11-2 (5)
3/12/03	Decatur, Ga.	W	5-1
3/12/03	Decatur, Ga.	W	7-3
2/21/04	Panthersville, Ga.	W	6-0
2/22/04	Panthersville, Ga.	W	8-0 (5)
4/7/04	Atlanta, Ga.	W	3-0
4/7/04	Atlanta, Ga.	W	8-0 (6)
2/20/05	Panthersville, Ga.	W	3-1
4/20/05	Panthersville, Ga.	W	7-0
2/18/06	Panthersville, Ga.	W	12-4 (5)
2/19/06	Panthersville, Ga.	W	9-4
4/25/07	Panthersville, Ga.	W	6-2
4/25/07	Panthersville, Ga.	W	4-1
2/9/08	Panthersville, Ga.	L	3-11 (6)
4/23/08	Atlanta, Ga.	W	9-1 (5)
4/23/08	Atlanta, Ga.	W	4-1
2/7/09	Panthersville, Ga.	W	8-1
2/7/09	Panthersville, Ga.	W	7-1
3/26/09	Atlanta, Ga.	W	8-0 (5)
3/26/09	Atlanta, Ga.	W	6-0
3/9/10	Panthersville, Ga.	W	7-3
3/14/10	Atlanta, Ga.	W	7-1
3/11/11	Panthersville, Ga.	W	3-0
3/13/11			

SERIES HISTORY

2/15/17	Panthersville, Ga.	W	8-3
3/29/17	Atlanta, Ga.	L	5-9
2/14/18	Panthersville, Ga.	L	2-5
3/28/18	Atlanta, Ga.	L	2-3
2/13/19	Atlanta, Ga.	W	8-3
4/3/19	Panthersville, Ga.	W	12-6
2/14/21	Atlanta, Ga.	W	8-0 (5)
2/23/22	Atlanta, Ga.	W	9-1 (5)
4/20/22	Panthersville, Ga.	W	3-0
2/14/23	Panthersville, Ga.	W	10-1 (5)
4/18/23	Atlanta, Ga.	W	6-1
2/21/24	Atlanta, Ga.	W	9-4
4/16/24	Panthersville, Ga.	W	5-4

SERIES
Home: 28-9, Away: 25-14, Neutral: 3-2

GREENSBORO

GT LEADS 1-0

DATE	LOCATION	W/L	SCORE
3/12/88	Atlanta, Ga.	W	10-5

SERIES
Home: 1-0, Away: 0-0, Neutral: 0-0

HARTFORD

GT TRAILS 0-1

DATE	LOCATION	W/L	SCORE
3/19/16	Tampa, Fla.	L	3-4

SERIES
Home: 0-0, Away: 0-0, Neutral: 0-1

HARVARD

GT LEADS 5-0

DATE	LOCATION	W/L	SCORE
3/27/01	Atlanta, Ga.	W	3-2 (9)
3/27/01	Atlanta, Ga.	W	4-1
3/22/02	Marietta, Ga.	W	5-2
3/26/03	Atlanta, Ga.	W	5-2
3/26/03	Atlanta, Ga.	W	3-2 (8)

SERIES
Home: 4-0, Away: 0-0, Neutral: 1-0

HAWAII

GT LEADS 1-0

DATE	LOCATION	W/L	SCORE
2/20/10	Las Vegas, Nev.	W	11-2 (6)

SERIES
Home: 0-0, Away: 0-0, Neutral: 1-0

HIWASSEE

GT LEADS 2-0

DATE	LOCATION	W/L	SCORE
4/16/90	Atlanta, Ga.	W	7-0
4/16/90	Atlanta, Ga.	W	2-0

SERIES
Home: 2-0, Away: 0-0, Neutral: 0-0

HOFSTRA

GT LEADS 4-2

DATE	LOCATION	W/L	SCORE
2/26/06	Columbus, Ga.	W	3-1
3/11/07	Clearwater, Fla.	L	7-9
2/22/08	Tampa, Fla.	L	0-4
3/1/08	Columbus, Ga.	W	7-2
3/2/19	Atlanta, Ga.	W	8-1
3/2/19	Atlanta, Ga.	W	2-1

SERIES

Home: 2-0, Away: 0-0, Neutral: 2-2

HOUSTON

GT LEADS 2-1

DATE	LOCATION	W/L	SCORE
3/14/07	Atlanta, Ga.	W	2-1
2/23/10	Houston, Texas	W	7-1
2/23/10	Houston, Texas	L	1-2

SERIES
Home: 1-0, Away: 1-1, Neutral: 0-0

HUNTINGDON

GT TRAILS 0-1

DATE	LOCATION	W/L	SCORE
3/5/88	Atlanta, Ga.	L	4-10

SERIES
Home: 0-1, Away: 0-0, Neutral: 0-0

ILLINOIS

GT TRAILS 4-8

DATE	LOCATION	W/L	SCORE
3/23/02	Marietta, Ga.	W	3-0
2/21/03	Gainesville, Fla.	L	2-3 (8)
5/15/03	Tuscaloosa, Ala.	L	3-5
2/18/11	Miami, Fla.	W	5-4
2/24/13	Cathedral City, Calif.	W	1-0
2/10/17	San Juan, Puerto Rico	L	1-10
2/11/17	San Juan, Puerto Rico	L	2-4
2/26/17	Atlanta, Ga.	L	6-10
2/15/19	Atlanta, Ga.	L	10-15 (6)
2/16/19	Atlanta, Ga.	L	3-7
2/18/23	Atlanta, Ga.	W	5-2
2/19/23	Atlanta, Ga.	L	3-4

SERIES
Home: 1-4, Away: 0-0, Neutral: 3-4

ILLINOIS - CHICAGO

GT TRAILS 2-5

DATE	LOCATION	W/L	SCORE
4/15/95	Chattanooga, Tenn.	L	2-7
2/21/97	Raleigh, N.C.	L	2-11 (5)
2/20/98	Chapel Hill, N.C.	L	1-4
2/20/00	Raleigh, N.C.	W	2-1
3/23/01	Marietta, Ga.	L	3-4 (8)
3/11/06	Clearwater, Fla.	W	5-2
3/10/07	Clearwater, Fla.	L	3-4

SERIES
Home: 0-0, Away: 0-0, Neutral: 2-5

ILLINOIS STATE

GT LEADS 1-0

DATE	LOCATION	W/L	SCORE
2/26/12	Clearwater, Fla.	W	6-0

SERIES
Home: 0-0, Away: 0-0, Neutral: 1-0

INDIANA

GT LEADS 6-3

DATE	LOCATION	W/L	SCORE
3/15/00	Atlanta, Ga.	W	10-3
3/15/00	Atlanta, Ga.	L	5-7
3/7/04	Tucson, Ariz.	W	7-0
3/8/07	Clearwater, Fla.	W	16-8 (6)
2/16/13	Atlanta, Ga.	L	1-4
2/17/13	Atlanta, Ga.	L	2-10
2/15/14	Atlanta, Ga.	W	5-1
2/16/18	Atlanta, Ga.	W	4-1
2/18/18	Atlanta, Ga.	W	4-1

SERIES
Home: 4-3, Away: 0-0, Neutral: 2-0

INDIANA STATE

GT TRAILS 0-2

DATE	LOCATION	W/L	SCORE
3/1/97	Atlanta, Ga.	L	0-16 (5)
3/2/07	Woodstock, Ga.	L	1-4

SERIES
Home: 0-1, Away: 0-0, Neutral: 0-1

IOWA

GT LEADS 6-1

DATE	LOCATION	W/L	SCORE
3/8/02	Pleasanton, Calif.	W	2-1
3/4/07	Woodstock, Ga.	W	6-0
2/28/10	Columbus, Ga.	W	9-8 (8)
2/18/17	Atlanta, Ga.	W	3-2
2/19/17	Atlanta, Ga.	W	6-5
2/15/20	Atlanta, Ga.	W	8-0 (5)
2/16/20	Atlanta, Ga.	L	0-5

SERIES
Home: 3-1, Away: 0-0, Neutral: 3-0

IOWA STATE

GT TRAILS 2-4

DATE	LOCATION	W/L	SCORE
2/20/04	Marietta, Ga.	W	11-0 (5)
4/6/19	Ames, Iowa	L	2-5
4/6/19	Ames, Iowa	L	2-7
4/7/19	Ames, Iowa	L	3-6
2/28/20	Atlanta, Ga.	W	3-1
2/28/20	Atlanta, Ga.	L	3-4

SERIES
Home: 1-1, Away: 0-3, Neutral: 1-0

JACKSON STATE

GT LEADS 1-0

DATE	LOCATION	W/L	SCORE
4/8/88	Pensacola, Fla.	W	8-4

SERIES
Home: 0-0, Away: 0-0, Neutral: 1-0

JACKSONVILLE

GT LEADS 1-0

DATE	LOCATION	W/L	SCORE
2/10/19	Jacksonville, Fla.	W	13-8

SERIES
Home: 0-0, Away: 1-0, Neutral: 0-0

JACKSONVILLE ST.

GT LEADS 11-5

DATE	LOCATION	W/L	SCORE
2/26/02	Atlanta, Ga.	W	3-2
2/26/02	Atlanta, Ga.	W	4-3
4/20/02	Jacksonville, Ala.	W	4-2
4/20/02	Jacksonville, Ala.	W	8-3 (8)
3/7/09	Woodstock, Ga.	W	3-0
5/21/09	Atlanta, Ga.	W	5-3
3/4/11	Woodstock, Ga.	W	4-3
3/15/12	Atlanta, Ga.	L	6-13
2/27/13	Jacksonville, Ala.	W	9-7 (9)
3/11/15	Atlanta, Ga.	L	1-2
4/15/15	Jacksonville, Ala.	W	5-3
2/22/17	Atlanta, Ga.	L	1-7
4/24/18	Oxford, Ala.	L	1-2 (9)
3/5/19	Atlanta, Ga.	L	3-4
4/11/23	Jacksonville, Ala.	W	9-6
3/6/24	Atlanta, Ga.	W	8-6

SERIES
Home: 4-4, Away: 5-1, Neutral: 2-0

JAMES MADISON

GT LEADS 1-0

DATE	LOCATION	W/L	SCORE
3/6/10	Woodstock, Ga.	W	11-0 (6)

SERIES
Home: 0-0, Away: 0-0, Neutral: 1-0

KANSAS

GT TRAILS 4-3

DATE	LOCATION	W/L	SCORE
2/20/99	Tampa, Fla.	W	4-2
5/20/05	Athens, Ga.	W	3-1 (9)
5/21/05	Athens, Ga.	W	5-2
3/19/11	Myrtle Beach, S.C.	L	2-3 (8)
2/6/15	Boca Raton, Fla.	L	2-4
4/9/16	Lawrence, Kan.	L	0-10 (5)
4/10/16	Lawrence, Kan.	L	1-12 (5)

SERIES
Home: 0-0, Away: 0-2, Neutral: 3-2

KENNESAW STATE

GT LEADS 26-10

DATE	LOCATION	W/L	SCORE
4/30/92	Atlanta, Ga.	L	0-3
4/30/92	Atlanta, Ga.	L	1-5
2/18/06	Panthersville, Ga.	L	4-5
2/18/07	Kennesaw, Ga.	W	8-2
4/18/07	Atlanta, Ga.	W	5-0
4/18/07	Atlanta, Ga.	W	8-0 (5)
3/12/08	Kennesaw, Ga.	W	8-0 (5)
3/12/08	Kennesaw, Ga.	L	3-6
2/25/09	Kennesaw, Ga.	W	8-0 (6)
4/14/09	Atlanta, Ga.	W	8-6
2/24/10	Atlanta, Ga.	W	8-3
4/14/10	Kennesaw, Ga.	W	7-3
2/23/11	Kennesaw, Ga.	L	1-4
4/6/11	Atlanta, Ga.	W	6-1
3/28/12	Atlanta, Ga.	W	9-1 (5)
4/4/12	Kennesaw, Ga.	W	6-3 (6)
3/27/13	Kennesaw, Ga.	W	17-3 (5)
4/24/13	Atlanta, Ga.	L	8-9
3/26/14	Kennesaw, Ga.	L	3-8
4/23/14	Atlanta, Ga.	W	8-0 (5)
4/1/15	Kennesaw, Ga.	W	3-0
4/26/16	Kennesaw, Ga.	W	4-0
4/25/17	Kennesaw, Ga.	W	2-1 (12)
2/28/18	Atlanta, Ga.	W	9-0 (5)
4/11/18	Kennesaw, Ga.	L	0-1 (10)
2/27/19	Atlanta, Ga.	W	6-3
4/10/19	Kennesaw, Ga.	W	7-0
2/26/20	Atlanta, Ga.	W	2-1
2/27/21	Atlanta, Ga.	L	1-4
4/23/21	Kennesaw, Ga.	L	2-5
4/25/21	Atlanta, Ga.	W	3-2
3/2/22	Kennesaw, Ga.	W	5-0
3/30/22	Atlanta, Ga.	W	5-2
2/21/23	Atlanta, Ga.	W	5-3
3/28/23	Kennesaw, Ga.	W	8-0 (6)
4/23/24	Atlanta, Ga.	W	10-7

SERIES
Home: 14-4, Away: 12-5, Neutral: 0-1

KENT STATE

GT LEADS 3-0

DATE	LOCATION	W/L	SCORE
3/18/05	Orlando, Fla.	W	5-0
2/25/23	Charlotte, N.C.	W	9-8
2/26/23	Charlotte, N.C.	W	7-4

SERIES
Home: 0-0, Away: 0-0, Neutral: 3-0

SERIES HISTORY

INFORMATION

KENTUCKY

GT LEADS 3-2

DATE	LOCATION	W/L	SCORE
2/21/98	Chapel Hill, N.C.	W	6-2
2/8/04	Monroe, La.	L	3-5
3/6/10	Woodstock, Ga.	W	6-3
2/21/20	Birmingham Ala.	L	9-10 (8)
2/22/20	Birmingham, Ala.	W	7-1

SERIES
Home: 0-0, Away: 0-0, Neutral: 3-2

KUTZTOWN

GT LEADS 1-0

DATE	LOCATION	W/L	SCORE
3/4/89	Pensacola, Fla.	W	3-2

SERIES
Home: 0-0, Away: 0-0, Neutral: 1-0

LA-LAFAYETTE

GT TRAILS 2-5

DATE	LOCATION	W/L	SCORE
2/27/93	Lafayette, La.	L	0-9
4/14/95	Chattanooga, Tenn.	L	0-1
3/29/97	Marietta, Ga.	L	1-9 (6)
2/8/04	Monroe, La.	W	4-1
2/27/10	Columbus, Ga.	W	7-1
3/22/12	Lafayette, La.	L	11-12
3/22/12	Lafayette, La.	L	2-10 (5)

*Known as Southwestern Louisiana, 1960-1999.

SERIES
Home: 0-0, Away: 0-3, Neutral: 2-2

LA SALLE

GT LEADS 1-0

DATE	LOCATION	W/L	SCORE
3/25/18	Buies Creek, N.C.	w	3-2

SERIES
Home: 0-0, Away: 0-0, Neutral: 1-0

LANDER COLLEGE

GT TRAILS 0-2

DATE	LOCATION	W/L	SCORE
3/4/90	Atlanta, Ga.	L	0-2 (10)
3/4/90	Atlanta, Ga.	L	2-6

SERIES
Home: 0-2, Away: 0-0, Neutral: 0-0

LEE COLLEGE

GT TRAILS 0-1

DATE	LOCATION	W/L	SCORE
3/23/89	Pensacola, Fla.	L	1-2

SERIES
Home: 0-0, Away: 0-0, Neutral: 0-1

LIBERTY

GT LEADS 1-0

DATE	LOCATION	W/L	SCORE
3/21/11	Knoxville, Tenn.	W	4-3

SERIES
Home: 0-0, Away: 0-0, Neutral: 1-0

LIMESTONE COLLEGE

SERIES TIED 1-1

DATE	LOCATION	W/L	SCORE
3/25/90	Atlanta, Ga.	W	2-1
3/25/90	Atlanta, Ga.	L	2-7

SERIES
Home: 1-1, Away: 0-0, Neutral: 0-0

LIPSCOMB

GT LEADS 5-2

DATE	LOCATION	W/L	SCORE
3/22/03	Marietta, Ga.	W	3-2
3/3/07	Woodstock, Ga.	W	11-1 (5)
2/9/08	Panthersville, Ga.	L	9-11
2/11/08	Panthersville, Ga.	W	2-1
3/18/11	Myrtle Beach, S.C.	W	5-1
3/18/11	Myrtle Beach, S.C.	W	4-3
2/9/18	Gulf Shores, Ala.	L	0-1 (8)

SERIES
Home: 0-0, Away: 0-0, Neutral: 5-2

LIU BROOKLYN

GT LEADS 3-1

DATE	LOCATION	W/L	SCORE
3/2/02	Baton Rouge, La.	W	3-2
3/10/06	Clearwater, Fla.	W	5-2
2/6/15	Boca Raton, Fla.	L	3-4
3/19/16	Tampa, Fla.	W	4-0

SERIES
Home: 0-0, Away: 0-0, Neutral: 3-1

LONG BEACH STATE

GT LEADS 2-0

DATE	LOCATION	W/L	SCORE
3/8/02	Pleasanton, Calif.	W	4-2
2/20/10	Las Vegas, Nev.	W	12-3 (5)

SERIES
Home: 0-0, Away: 0-0, Neutral: 2-0

LONGWOOD

2/11/24	Atlanta, Ga.	W	9-1 (6)
2/11/24	Atlanta, Ga.	W	10-2 (5)

SERIES
Home: 2-0, Away: 0-0, Neutral: 0-0

LOUISIANA TECH

GT TRAILS 1-3

DATE	LOCATION	W/L	SCORE
2/28/94	Atlanta, Ga.	W	6-2
2/28/94	Atlanta, Ga.	L	0-2
4/26/97	Oxford, Miss.	L	6-8
4/6/24	Auburn, Ala.	L	10-13

SERIES
Home: 1-1, Away: 0-0, Neutral: 0-2

LOUISIANA MONROE

GT LEADS 2-0

DATE	LOCATION	W/L	SCORE
2/17/01	Monroe, La.	W	3-2
2/7/04	Monroe, La.	W	9-0 (5)

SERIES
Home: 10-0, Away: 2-0, Neutral: 0-0

LOUISVILLE

GT TRAILS 7-13

DATE	LOCATION	W/L	SCORE
3/2/13	Orlando, Fla.	L	3-6
2/28/15	Atlanta, Ga.	L	1-6
2/28/15	Atlanta, Ga.	L	4-5
3/1/15	Atlanta, Ga.	L	2-15 (6)
3/5/16	Louisville, Ky.	L	3-12 (5)
3/5/16	Louisville, Ky.	W	5-2
3/6/16	Louisville, Ky.	L	4-5
4/19/19	Louisville, Ky.	L	7-11
4/21/19	Louisville, Ky.	L	2-7
4/21/19	Louisville, Ky.	L	10-11 (6)
4/9/21	Atlanta, Ga.	L	5-6
4/9/21	Atlanta, Ga.	W	4-2 (11)
4/10/21	Atlanta, Ga.	L	2-10 (6)
4/11/21	Atlanta, Ga.	W	12-2 (5)
3/18/22	Louisville, Ky.	L	8-11
3/19/22	Louisville, Ky.	W	17-5
3/20/22	Louisville, Ky.	W	2-1
4/12/24	Atlanta, Ga.	W	8-0 (5)
4/13/24	Atlanta, Ga.	L	1-4
4/14/24	Atlanta, Ga.	W	5-3 (9)

SERIES
Home: 4-6, Away: 3-6, Neutral: 0-1

LOYOLA-MARYMOUNT

GT LEADS 1-0

DATE	LOCATION	W/L	SCORE
2/20/09	Cathedral City, Calif.	W	5-0

SERIES
Home: 0-0, Away: 0-0, Neutral: 1-0

LSU

GT TRAILS 0-2

DATE	LOCATION	W/L	SCORE
2/20/12	Baton Rouge, La.	L	1-2
2/15/24	Clearwater, Fla.	L	8-12

SERIES
Home: 0-0, Away: 0-1, Neutral: 0-1

MAINE

GT LEADS 1-0

DATE	LOCATION	W/L	SCORE
3/31/95	Marietta, Ga.	W	8-0 (5)

SERIES
Home: 0-0, Away: 0-0, Neutral: 1-0

MANCHESTER

GT TRAILS 0-1

DATE	LOCATION	W/L	SCORE
3/23/89	Pensacola, Fla.	L	0-6

SERIES
Home: 0-0, Away: 0-0, Neutral: 0-1

MANHATTAN

GT LEADS 1-0

DATE	LOCATION	W/L	SCORE
3/1/03	Panthersville, Ga.	W	7-0

SERIES
Home: 0-0, Away: 0-0, Neutral: 1-0

MARSHALL

GT LEADS 5-0

DATE	LOCATION	W/L	SCORE
3/26/94	Rock Hill, S.C.	W	9-0 (5)
2/22/97	Raleigh, N.C.	W	1-0
3/24/00	Marietta, Ga.	W	4-2
3/3/06	Marietta, Ga.	W	12-6
2/15/13	Atlanta, Ga.	W	7-6

SERIES
Home: 1-0, Away: 0-0, Neutral: 4-0

MARYLAND

GT LEADS 40-18

DATE	LOCATION	W/L	SCORE
3/30/95	Atlanta, Ga.	W	4-2
3/30/95	Atlanta, Ga.	W	8-1
3/28/96	Atlanta, Ga.	L	0-2
3/28/96	Atlanta, Ga.	W	1-0
4/13/97	College Park, Md.	L	1-2
4/13/97	College Park, Md.	L	0-3
4/19/97	Marietta, Ga.	L	0-9 (6)
3/23/98	Atlanta, Ga.	L	5-7
3/24/98	Atlanta, Ga.	L	0-5
4/24/98	Tallahassee, Fla.	L	0-4
4/9/99	College Park, Md.	L	1-2 (10)
4/10/99	College Park, Md.	L	0-8 (5)
5/15/99	Tallahassee, Fla.	L	0-7
3/21/00	Atlanta, Ga.	L	3-7
3/21/00	Atlanta, Ga.	L	5-9
4/30/00	Tallahassee, Fla.	L	1-2
4/15/01	College Park, Md.	L	0-2
4/15/01	College Park, Md.	W	4-3
5/11/01	Raleigh, N.C.	L	0-1
3/24/02	Marietta, Ga.	W	2-1 (8)
3/27/02	Atlanta, Ga.	W	3-0
3/27/02	Atlanta, Ga.	W	4-0
4/6/02	Chapel Hill, N.C.	W	5-1
5/10/02	Tallahassee, Fla.	W	1-0 (9)
3/22/03	Marietta, Ga.	W	1-0 (9)
4/6/03	College Park, Md.	W	5-1
4/6/03	College Park, Md.	W	1-0 (10)
5/2/04	Atlanta, Ga.	W	10-2 (6)
5/2/04	Atlanta, Ga.	W	1-0
5/15/04	Tallahassee, Fla.	W	6-4
4/29/05	College Park, Md.	W	3-2
4/29/05	College Park, Md.	L	1-2
3/18/06	Atlanta, Ga.	W	4-1
3/18/06	Atlanta, Ga.	W	9-0
3/19/06	Atlanta, Ga.	W	5-1
4/14/07	College Park, Md.	W	7-3
4/14/07	College Park, Md.	W	7-2
5/10/07	Tallahassee, Fla.	W	5-1
4/26/08	Atlanta, Ga.	W	2-0
4/26/08	Atlanta, Ga.	W	4-2
4/27/08	Atlanta, Ga.	W	4-3
5/2/09	College Park, Md.	W	9-2
5/2/09	College Park, Md.	W	8-0 (5)
3/27/10	Atlanta, Ga.	W	9-8
3/27/10	Atlanta, Ga.	W	3-1
3/28/10	Atlanta, Ga.	W	1-0
4/2/11	College Park, Md.	W	5-2
4/2/11	College Park, Md.	W	4-3
4/3/11	College Park, Md.	W	2-0
4/7/12	Atlanta, Ga.	W	6-1
4/7/12	Atlanta, Ga.	W	9-6
4/8/12	Atlanta, Ga.	W	5-0
4/13/13	Atlanta, Ga.	L	6-8
4/13/13	Atlanta, Ga.	W	5-4
4/14/13	Atlanta, Ga.	L	5-14 (5)
3/15/14	College Park, Md.	W	7-4
3/15/14	College Park, Md.	W	4-1
3/16/14	College Park, Md.	W	7-6

SERIES
Home: 20-7, Away: 14-6, Neutral: 6-5

MARYVILLE

GT TRAILS 0-2

DATE	LOCATION	W/L	SCORE
4/21/90	Columbus, Ga.	L	1-2
4/21/90	Columbus, Ga.	L	1-2

SERIES
Home: 0-0, Away: 0-0, Neutral: 0-2

SERIES HISTORY

MASSACHUSETTS

SERIES TIED 3-3

DATE	LOCATION	W/L	SCORE
5/16/03	Tuscaloosa, Ala.	L	0-2
5/20/04	Athens, Ga.	W	1-0
3/12/06	Clearwater, Fla.	L	1-2
3/24/07	Columbus, Ga.	W	3-0
3/9/07	Clearwater, Fla.	W	5-1
2/25/12	Clearwater, Fla.	L	0-1

SERIES

Home: 0-0, Away: 0-0, Neutral: 3-3

MCNEESE STATE

GT LEADS 1-0

DATE	LOCATION	W/L	SCORE
3/2/02	Baton Rouge, La.	W	2-1 (9)

SERIES

Home: 0-0, Away: 0-0, Neutral: 1-0

MERCER

GT LEADS 57-15

DATE	LOCATION	W/L	SCORE
4/7/87	Macon, Ga.	W	7-3
4/7/87	Macon, Ga.	L	1-2
4/10/87	Pensacola, Fla.	L	6-7
4/30/87	Atlanta, Ga.	W	2-0
4/30/87	Atlanta, Ga.	W	3-2
4/15/88	Columbus, Ga.	L	2-3
4/15/88	Columbus, Ga.	L	0-1
4/26/88	Atlanta, Ga.	L	0-3
4/26/88	Atlanta, Ga.	L	6-12
4/30/88	Atlanta, Ga.	W^	1-0
4/30/88	Atlanta, Ga.	W^	1-0
4/1/89	Macon, Ga.	L	0-3
4/1/89	Macon, Ga.	L	0-2
4/25/89	Atlanta, Ga.	W	4-0
4/25/89	Atlanta, Ga.	W	5-1
3/13/90	Atlanta, Ga.	W	5-4 (11)
3/13/90	Atlanta, Ga.	W	5-1
4/20/90	Columbus, Ga.	W	4-0
4/24/90	Macon, Ga.	L	1-2 (8)
4/24/90	Macon, Ga.	L	1-3
4/9/91	Macon, Ga.	W	2-1
4/13/91	Chapel Hill, N.C.	W	2-1
4/19/91	Columbus, Ga.	W	5-0
4/20/91	Columbus, Ga.	W	2-1
3/11/92	Atlanta, Ga.	W	11-1 (6)
3/11/92	Atlanta, Ga.	W	3-2
4/29/92	Macon, Ga.	W	3-0
4/29/92	Macon, Ga.	W	8-1
2/18/93	Macon, Ga.	W	13-0
2/18/93	Macon, Ga.	W	8-5
4/2/93	Marietta, Ga.	W	18-2
4/6/93	Atlanta, Ga.	W	5-1
4/6/93	Atlanta, Ga.	W	4-3
2/17/94	Macon, Ga.	W	6-0
2/17/94	Macon, Ga.	W	8-1
4/25/94	Atlanta, Ga.	W	6-0
4/25/94	Atlanta, Ga.	W	6-4
2/23/95	Macon, Ga.	W	4-0
2/23/95	Macon, Ga.	W	11-2
4/3/95	Atlanta, Ga.	W	5-0
4/3/95	Atlanta, Ga.	W	8-2
3/7/96	Atlanta, Ga.	W	10-0 (5)
3/7/96	Atlanta, Ga.	W	4-2
4/12/96	Macon, Ga.	W	5-3
4/12/96	Macon, Ga.	W	5-0
4/8/97	Macon, Ga.	L	1-2
4/8/97	Macon, Ga.	L	4-7
2/25/98	Atlanta, Ga.	W	6-5
2/25/98	Atlanta, Ga.	W	6-3
3/3/99	Macon, Ga.	W	10-3
3/3/99	Macon, Ga.	W	10-4
3/27/99	Marietta, Ga.	W	12-2 (5)
4/26/02	Atlanta, Ga.	W	10-2 (6)
4/26/02	Atlanta, Ga.	W	4-0

3/30/03	Macon, Ga.	W	14-0
3/30/03	Macon, Ga.	W	10-1
3/5/05	Marietta, Ga.	W	8-0 (6)
5/7/07	Atlanta, Ga.	W	4-1
3/9/08	Macon, Ga.	L	1-2
3/6/09	Woodstock, Ga.	W	4-1
3/13/10	Atlanta, Ga.	W	8-2
3/14/10	Atlanta, Ga.	W	10-5
2/20/13	Atlanta, Ga.	L	9-10
4/10/13	Macon, Ga.	L	1-9 (5)
3/2/16	Atlanta, Ga.	W	2-1
3/2/16	Atlanta, Ga.	W	4-0
3/13/19	Atlanta, Ga.	W	4-1
3/11/20	Macon, Ga.	W	11-1 (6)
2/15/22	Atlanta, Ga.	W	9-1 (6)
4/4/23	Macon, Ga.	W	11-3
2/28/24	Atlanta, Ga.	W	6-5

SERIES

Home: 31-3, Away: 18-9, Neutral: 8-3

MIAMI (OHIO)

GT LEADS 4-2

DATE	LOCATION	W/L	SCORE
2/21/99	Greenville, N.C.	W	5-3
2/17/07	Kennesaw, Ga.	W	10-0 (5)
2/15/13	Atlanta, Ga.	W	10-8
2/16/13	Atlanta, Ga.	W	16-4
2/26/21	Atlanta, Ga.	L	6-7
2/26/21	Atlanta, Ga.	L	3-9

SERIES

Home: 2-2, Away: 0-0, Neutral: 2-0

MICHIGAN

GT TRAILS 0-5

DATE	LOCATION	W/L	SCORE
2/28/04	Columbus, Ga.	L	1-3
2/25/05	Columbus, Ga.	L	1-3
3/1/13	Orlando, Fla.	L	1-6
2/13/15	Tallahassee, Fla.	L	0-10 (5)
2/15/15	Tallahassee, Fla.	L	2-10 (5)

SERIES

Home: 0-0, Away: 0-0, Neutral: 0-5

MICHIGAN STATE

SERIES TIED 2-2

DATE	LOCATION	W/L	SCORE
3/9/06	Clearwater, Fla.	L	2-3
3/8/17	Atlanta, Ga.	L	3-7
2/15/19	Atlanta, Ga.	W	11-2 (5)
2/16/19	Atlanta, Ga.	W	10-3

SERIES

Home: 2-1, Away: 0-0, Neutral: 0-1

MIDDLE TENNESSEE ST.

GT LEADS 3-2

DATE	LOCATION	W/L	SCORE
3/4/95	Atlanta, Ga.	L	3-4
3/28/97	Marietta, Ga.	L	0-1 (8)
3/4/07	Woodstock, Ga.	W	8-6
2/15/08	Tuscaloosa, Ala.	W	2-1
2/26/21	Murfreesboro, Tenn.	W	10-1

SERIES

Home: 0-1, Away: 1-0, Neutral: 2-1

MINNESOTA

GT TRAILS 0-4

DATE	LOCATION	W/L	SCORE
2/26/93	Lafayette, La.	L	1-5
3/24/97	Atlanta, Ga.	L	1-5
2/19/00	Raleigh, N.C.	L	0-2
2/16/24	Clearwater, Fla.	L	11-12

SERIES

Home: 0-0, Away: 0-0, Neutral: 0-4

MISSISSIPPI

GT TRAILS 2-4

DATE	LOCATION	W/L	SCORE
4/10/87	Pensacola, Fla.	L	1-3
4/26/97	Oxford, Miss.	L	1-3
2/27/98	Atlanta, Ga.	W	8-3
2/27/98	Atlanta, Ga.	L	0-1
2/28/98	Atlanta, Ga.	L	2-4
3/7/10	Woodstock, Ga.	W	1-0

SERIES

Home: 1-2, Away: 0-1, Neutral: 1-1

MISSISSIPPI STATE

GT TRAILS 4-12

DATE	LOCATION	W/L	SCORE
4/21/99	Atlanta, Ga.	L	0-5
4/19/00	Starkville, Miss.	L	2-3
4/19/01	Atlanta, Ga.	L	2-4
4/19/01	Atlanta, Ga.	L	1-4 (10)
4/18/02	Starkville, Miss.	L	4-7
4/18/02	Starkville, Miss.	L	0-3
4/14/03	Atlanta, Ga.	W	9-1 (5)
4/14/03	Atlanta, Ga.	W	5-3
5/8/04	Starkville, Miss.	L	2-10 (6)
5/8/04	Starkville, Miss.	L	0-1
2/25/12	Clearwater, Fla.	L	3-5
2/23/19	Starkville, Miss.	L	2-4
2/24/19	Starkville, Miss.	L	0-9 (5)
2/25/19	Starkville, Miss.	W	6-4
2/19/22	Starkville, Miss.	L	3-11 (6)
2/20/22	Starkville, Miss.	W	4-1

SERIES

Home: 2-3, Away: 2-8, Neutral: 0-1

MISSOURI

GT TRAILS 1-4

DATE	LOCATION	W/L	SCORE
2/10/06	Atlanta, Ga.	W	11-6
2/10/06	Atlanta, Ga.	L	5-8
2/11/06	Atlanta, Ga.	L	3-9
3/23/13	Columbia, Mo.	L	0-8 (5)
3/23/13	Columbia, Mo.	L	0-16 (5)

SERIES

Home: 1-2, Away: 0-2, Neutral: 0-0

MISSOURI BAPTIST

GT TRAILS 0-1

DATE	LOCATION	W/L	SCORE
3/23/89	Pensacola, Fla.	L	1-6

SERIES

Home: 0-0, Away: 0-0, Neutral: 0-1

MISSOURI STATE

GT LEADS 4-1

DATE	LOCATION	W/L	SCORE
3/28/00	Atlanta, Ga.	W	6-2
2/9/13	Atlanta, Ga.	W	8-7
2/8/14	Atlanta, Ga.	W	3-0
2/8/14	Atlanta, Ga.	L	3-6
2/9/14	Atlanta, Ga.	W	7-1

SERIES

Home: 4-1, Away: 0-0, Neutral: 0-0

MOUNT ST. MARY'S

GT LEADS 3-0

DATE	LOCATION	W/L	SCORE
2/20/15	Atlanta, Ga.	W	10-0 (5)
2/20/15	Atlanta, Ga.	W	12-2 (5)
2/22/15	Atlanta, Ga.	W	2-0

SERIES

Home: 3-0, Away: 0-0, Neutral: 0-0

MOREHEAD STATE

GT LEADS 2-0

DATE	LOCATION	W/L	SCORE
3/14/92	Atlanta, Ga.	W	5-1
3/14/92	Atlanta, Ga.	W	5-2

SERIES

Home: 2-0, Away: 0-0, Neutral: 0-0

MORRIS BROWN

GT LEADS 2-0

DATE	LOCATION	W/L	SCORE
4/8/01	Atlanta, Ga.	W^	7-0
4/8/01	Atlanta, Ga.	W^	7-0

SERIES

Home: 2-0, Away: 0-0, Neutral: 0-0

NC CENTRAL

GT LEADS 2-0

DATE	LOCATION	W/L	SCORE
3/14/16	Atlanta, Ga.	W	3-2
3/15/16	Atlanta, Ga.	W	7-0

SERIES

Home: 2-0, Away: 0-0, Neutral: 0-0

NC STATE

GT LEADS 38-20

DATE	LOCATION	W/L	SCORE
4/17/04	Raleigh, N.C.	W	2-0
4/17/04	Raleigh, N.C.	L	0-2
5/14/04	Tallahassee, Fla.	W	2-1
4/9/05	Atlanta, Ga.	W	4-0
4/9/05	Atlanta, Ga.	W	9-2
4/10/05	Atlanta, Ga.	W	2-1
5/12/05	College Park, Md.	W	2-0
3/5/06	Marietta, Ga.	W	7-1
4/8/06	Raleigh, N.C.	L	1-9
4/8/06	Raleigh, N.C.	W	4-3
4/9/06	Raleigh, N.C.	L	3-7
3/24/07	Atlanta, Ga.	W	11-10
3/24/07	Atlanta, Ga.	W	4-1
3/25/07	Atlanta, Ga.	L	6-9
4/5/08	Raleigh, N.C.	L	3-8
4/6/08	Raleigh, N.C.	L	1-6
4/6/08	Raleigh, N.C.	L	6-9
5/8/08	College Park, Md.	L	0-1
4/10/09	Atlanta, Ga.	W	8-0 (5)
4/10/09	Atlanta, Ga.	W	4-1
4/11/09	Atlanta, Ga.	W	5-0
5/1/10	Raleigh, N.C.	W	11-4
5/1/10	Raleigh, N.C.	W	9-2
5/2/10	Raleigh, N.C.	W	8-1
3/26/11	Atlanta, Ga.	W	5-4
3/26/11	Atlanta, Ga.	W	8-4
3/27/11	Atlanta, Ga.	W	14-0 (5)
3/31/12	Raleigh, N.C.	W	6-4
3/31/12	Raleigh, N.C.	W	6-3
4/1/12	Raleigh, N.C.	W	5-2
3/29/13	Atlanta, Ga.	W	7-2
3/29/13	Atlanta, Ga.	W	7-5
3/30/13	Atlanta, Ga.	L	4-12
3/19/14	Raleigh, N.C.	L	4-5
3/19/14	Raleigh, N.C.	L	3-10
3/28/15	Atlanta, Ga.	W	5-3
3/28/15	Atlanta, Ga.	L	1-7
3/29/15	Atlanta, Ga.	L	0-10 (5)
4/30/16	Raleigh, N.C.	L	5-7

SERIES HISTORY

4/30/16	Raleigh, N.C.	W	7-3
5/1/16	Raleigh, N.C.	W	5-3
4/7/17	Atlanta, Ga.	W	7-6 (10)
4/8/17	Atlanta, Ga.	L	11-12
4/9/17	Atlanta, Ga.	L	0-3
3/16/18	Atlanta, Ga.	W	3-0
3/17/18	Atlanta, Ga.	L	2-4
3/18/18	Atlanta, Ga.	W	5-0
3/5/21	Raleigh, N.C.	L	4-7
3/6/21	Raleigh, N.C.	L	7-8
3/6/21	Raleigh, N.C.	W	12-10
3/7/21	Raleigh, N.C.	L	2-5
4/15/22	Atlanta, Ga.	W	3-0
4/15/22	Atlanta, Ga.	W	9-1 (6)
4/16/22	Atlanta, Ga.	W	5-1
5/11/22	Pittsburgh, Pa.	W	4-2
3/8/24	Raleigh, N.C.	W	4-1 (11)
3/8/24	Raleigh, N.C.	W	8-1
3/10/24	Raleigh, N.C.	W	10-2 (5)

SERIES
Home: 20-7, Away: 14-12, Neutral: 4-1

NEBRASKA

SERIES TIED 5-5

DATE	LOCATION	W/L	SCORE
2/27/04	Columbus, Ga.	W	1-0
2/26/05	Columbus, Ga.	L	1-9 (5)
2/26/10	Columbus, Ga.	L	0-2
2/12/12	Tempe, Ariz.	W	6-5
2/13/15	Tallahassee, Fla.	W	11-2 (5)
2/14/15	Tallahassee, Fla.	W	10-2 (5)
2/16/18	Atlanta, Ga.	L	5-6
2/17/18	Atlanta, Ga.	L	3-7
2/14/20	Atlanta, Ga.	L	2-4
2/15/20	Atlanta, Ga.	W	7-1

SERIES
Home: 1-3, Away: 0-0, Neutral: 4-2

NEW MEXICO

GT LEADS 2-1

DATE	LOCATION	W/L	SCORE
3/2/07	Woodstock, Ga.	W	11-3 (6)
2/15/08	Tuscaloosa, Ala.	L	0-1
2/16/08	Tuscaloosa, Ala.	W	6-0

SERIES
Home: 0-0, Away: 0-0, Neutral: 2-1

NIAGARA

GT LEADS 2-0

DATE	LOCATION	W/L	SCORE
3/26/99	Marietta, Ga.	W	10-3
3/2/11	Atlanta, Ga.	W	12-3 (5)

SERIES
Home: 1-0, Away: 0-0, Neutral: 1-0

NICHOLLS STATE

GT LEADS 2-3

DATE	LOCATION	W/L	SCORE
4/2/94	Marietta, Ga.	L	1-6
4/1/95	Marietta, Ga.	L	0-7
4/5/96	Birmingham, Ala.	W	5-4 (10)
3/27/98	Marietta, Ga.	W	2-1
3/20/04	Marietta, Ga.	L	1-2

SERIES
Home: 0-0, Away: 0-0, Neutral: 2-3

NORTH CAROLINA

GT TRAILS 40-46

DATE	LOCATION	W/L	SCORE
4/12/91	Chapel Hill, N.C.	L	1-3

4/3/92	Greenville, S.C.	L	0-2
4/4/92	Greenville, S.C.	L	0-6
4/11/92	Chapel Hill, N.C.	W	4-3
4/3/93	Marietta, Ga.	W	3-0
4/11/93	Chapel Hill, N.C.	L	1-9
4/16/93	Tallahassee, Fla.	W	3-2
3/20/94	Atlanta, Ga.	W	9-6
3/20/94	Atlanta, Ga.	W	9-1 (5)
4/22/94	Tallahassee, Fla.	L	0-4
3/21/95	Chapel Hill, N.C.	W	3-2
3/21/95	Chapel Hill, N.C.	W	8-0
3/29/96	Marietta, Ga.	L	1-5
4/25/96	Atlanta, Ga.	L	1-16 (6)
3/8/97	Atlanta, Ga.	W	5-3
3/8/97	Atlanta, Ga.	W	9-2
4/17/97	Marietta, Ga.	L	7-8
4/19/97	Marietta, Ga.	W	3-2 (8)
3/7/98	Chapel Hill, N.C.	L	0-5
3/7/98	Chapel Hill, N.C.	L	0-6
4/24/99	Atlanta, Ga.	L	2-4
4/25/99	Atlanta, Ga.	L	5-7
5/15/99	Tallahassee, Fla.	W	6-2
4/22/00	Chapel Hill, N.C.	L	0-2
4/23/00	Chapel Hill, N.C.	L	1-6
4/21/01	Atlanta, Ga.	L	0-2
4/22/01	Atlanta, Ga.	L	3-5
4/5/02	Chapel Hill, N.C.	W	1-0
4/5/02	Chapel Hill, N.C.	W	5-4
4/6/02	Chapel Hill, N.C.	W	8-5
5/12/02	Tallahassee, Fla.	W	6-2
4/17/03	Atlanta, Ga.	L	1-3
5/9/03	Tallahassee, Fla.	W	3-1
4/18/04	Chapel Hill, N.C.	W	2-1
4/18/04	Chapel Hill, N.C.	L	2-3
5/15/04	Tallahassee, Fla.	W	4-0
3/12/05	Atlanta, Ga.	W	12-2 (5)
3/12/05	Atlanta, Ga.	L	4-8 (8)
3/13/05	Atlanta, Ga.	W	4-0
4/22/06	Chapel Hill, N.C.	L	4-5
4/22/06	Chapel Hill, N.C.	W	1-0 (8)
4/23/06	Chapel Hill, N.C.	L	2-4
3/31/07	Atlanta, Ga.	L	2-4 (12)
3/31/07	Atlanta, Ga.	W	5-4
4/1/07	Atlanta, Ga.	L	4-6
3/29/08	Chapel Hill, N.C.	L	1-3
3/29/08	Chapel Hill, N.C.	L	2-6
4/25/09	Atlanta, Ga.	W	6-0
4/25/09	Atlanta, Ga.	W	3-2 (8)
4/26/09	Atlanta, Ga.	W	3-2
3/20/10	Chapel Hill, N.C.	W	16-1 (5)
3/20/10	Atlanta, Ga.	L	3-8
3/21/10	Atlanta, Ga.	W	5-0
5/15/10	Blacksburg, Va.	W	8-0 (5)
4/16/11	Atlanta, Ga.	W	6-4
4/16/11	Atlanta, Ga.	W	7-5
4/17/11	Atlanta, Ga.	W	3-2
4/21/12	Chapel Hill, N.C.	L	2-3
4/21/12	Chapel Hill, N.C.	L	4-6
4/21/13	Chapel Hill, N.C.	L	1-7
4/21/13	Chapel Hill, N.C.	W	8-5
4/22/13	Chapel Hill, N.C.	L	6-11
5/9/13	Tallahassee, Fla.	L	2-6
4/12/14	Atlanta, Ga.	W	6-2
4/12/14	Atlanta, Ga.	W	9-6
4/13/14	Atlanta, Ga.	L	6-15
4/11/15	Chapel Hill, N.C.	L	12-1 (5)
4/11/15	Chapel Hill, N.C.	L	0-1
4/12/15	Chapel Hill, N.C.	L	0-5
5/7/16	Atlanta, Ga.	L	0-7
5/8/16	Atlanta, Ga.	L	3-8
5/8/16	Atlanta, Ga.	L	1-7
2/12/17	San Juan, Puerto Rico	L	3-7
4/20/18	Atlanta, Ga.	L	2-4
4/21/18	Atlanta, Ga.	W	5-2
4/21/18	Atlanta, Ga.	W	6-5
5/10/18	Atlanta, Ga.	L	1-6
3/22/19	Chapel Hill, N.C.	L	1-4
3/23/19	Chapel Hill, N.C.	W	13-5
3/24/19	Chapel Hill, N.C.	W	3-2
4/28/23	Kennesaw, Ga.	L	3-5
4/29/23	Atlanta, Ga.	W	12-5
4/30/23	Atlanta, Ga.	L	0-4

4/22/24	Chapel Hill, N.C.	L	3-9
4/23/24	Chapel Hill, N.C.	W	6-2
4/24/24	Chapel Hill, N.C.	L	2-7

SERIES
Home: 19-18, Away: 13-21, Neutral: 8-7

NORTH CAROLINA A&T

GT LEADS 1-0

DATE	LOCATION	W/L	SCORE
4/7/89	Greensboro, N.C.	W	5-0

SERIES
Home: 0-0, Away: 1-0, Neutral: 0-0

NORTH DAKOTA STATE

GT TRAILS 1-2

DATE	LOCATION	W/L	SCORE
3/25/17	Atlanta, Ga.	L	6-8 (12)
3/25/17	Atlanta, Ga.	W	5-4
3/26/17	Atlanta, Ga.	L	1-2

SERIES
Home: 1-2, Away: 0-0, Neutral: 0-0

NORTH FLORIDA

GT TRAILS 0-2

DATE	LOCATION	W/L	SCORE
3/22/17	Jacksonville, Fla.	L	3-5
3/22/17	Jacksonville, Fla.	L	0-8 (6)

SERIES
Home: 0-0, Away: 0-2, Neutral: 0-0

NORTH TEXAS

GT Trails 1-2

DATE	LOCATION	W/L	SCORE
4/9/16	Lawrence, Kan.	W	8-4
4/10/16	Lawrence, Kan.	L	2-10 (5)
2/12/23	Atlanta, Ga.	L	1-3

SERIES
Home: 0-1, Away: 0-0, Neutral: 1-1

NORTHEASTERN ILLINOIS

GT LEADS 2-0

DATE	LOCATION	W/L	SCORE
3/23/94	Atlanta, Ga.	W	8-0 (5)
3/23/94	Atlanta, Ga.	W	8-0 (5)

SERIES
Home: 2-0, Away: 0-0, Neutral: 0-0

NORTHERN ILLINOIS

GT LEADS 3-0

DATE	LOCATION	W/L	SCORE
3/19/05	Orlando, Fla.	W	4-3
3/20/05	Orlando, Fla.	W	5-3
3/8/07	Tampa, Fla.	W	4-1

SERIES
Home: 0-0, Away: 0-0, Neutral: 3-0

NORTHERN IOWA

GT LEADS 2-0

DATE	LOCATION	W/L	SCORE
3/6/04	Tucson, Ariz.	W	7-0
3/3/23	Atlanta, Ga.	W	12-2 (5)

SERIES

Home: 1-0, Away: 0-0, Neutral: 1-0

NORTHWESTERN

TIED 3-3

DATE	LOCATION	W/L	SCORE
3/24/99	Atlanta, Ga.	L	2-5
2/11/05	Boca Raton, Fla.	W	3-0
2/19/10	Las Vegas, Nev.	W	9-6
2/22/13	Cathedral City, Calif.	L	2-3
3/20/16	Tampa, Fla.	W	3-2
2/17/24	Clearwater, Fla.	L	6-19 (5)

SERIES
Home: 0-1, Away: 0-0, Neutral: 3-2

NORTHWESTERN ST.

GT LEADS 1-0

DATE	LOCATION	W/L	SCORE
3/1/98	Atlanta, Ga.	W	8-7

SERIES
Home: 1-0, Away: 0-0, Neutral: 0-0

NOTRE DAME

GT TRAILS 7-20

DATE	LOCATION	W/L	SCORE
3/27/92	Birmingham, Ala.	L	2-6
2/19/99	Tampa, Fla.	L	4-6
2/29/04	Columbus, Ga.	L	1-2
3/2/13	Orlando, Fla.	L	2-6
3/8/14	Atlanta, Ga.	L	0-3
3/8/14	Atlanta, Ga.	W	7-3
3/9/14	Atlanta, Ga.	L	0-12 (5)
3/21/15	South Bend, Ind.	L	1-6
3/21/15	South Bend, Ind.	L	0-13 (5)
3/22/15	South Bend, Ind.	L	0-5
3/11/17	Atlanta, Ga.	W	8-7 (9)
3/11/17	Atlanta, Ga.	W	9-8 (9)
3/12/17	Atlanta, Ga.	L	6-8 (8)
3/12/17	Atlanta, Ga.	L	0-16 (5)
5/3/19	South Bend, Ind.	L	0-7
5/4/19	South Bend, Ind.	L	0-5
5/5/19	South Bend, Ind.	L	4-6
3/19/21	Atlanta, Ga.	L	3-5
3/20/21	Atlanta, Ga.	W	8-7
3/20/21	Atlanta, Ga.	L	1-9 (5)
3/21/21	Atlanta, Ga.	L	2-6
4/1/22	Notre Dame, Ind.	W	9-8
4/2/22	Notre Dame, Ind.	L	12-13 (9)
4/3/22	Notre Dame, Ind.	L	13-15 (8)
5/10/23	Notre Dame, Ind.	W	8-1
3/15/24	Atlanta, Ga.	W	7-5
3/16/24	Atlanta, Ga.	L	3-6
3/17/24	Atlanta, Ga.	L	5-6

SERIES
Home: 5-8, Away: 2-8, Neutral: 0-4

OAKLAND (MICHIGAN)

GT LEADS 3-1

DATE	LOCATION	W/L	SCORE
2/21/03	Gainesville, Fla.	L	0-1
2/23/03	Gainesville, Fla.	W	3-2 (9)
3/9/05	Atlanta, Ga.	W	7-4
2/27/07	Atlanta, Ga.	W	14-6 (6)

SERIES
Home: 2-0, Away: 0-0, Neutral: 1-1

OHIO

GT LEADS 6-1

DATE	LOCATION	W/L	SCORE
3/27/93	Rock Hill, S.C.	W	2-1
2/21/97	Raleigh, N.C.	L	2-3
2/27/99	Greenville, N.C.	W	5-3 (8)
3/19/04	Marietta, Ga.	W	7-3

SERIES HISTORY

3/23/04	Atlanta, Ga.	W	11-3 (6)
3/23/04	Atlanta, Ga.	W	6-0
2/9/20	Atlanta, Ga.	W	5-3

SERIES
Home: 3-0, Away: 0-0, Neutral: 3-1

OHIO STATE

GT TRAILS 0-4

DATE	LOCATION	W/L	SCORE
3/24/02	Marietta, Ga.	L	0-7
3/6/05	Marietta, Ga.	L	3-5
2/19/16	Atlanta, Ga.	L	0-6
2/20/16	Atlanta, Ga.	L	3-4 (8)

SERIES
Home: 0-2, Away: 0-2, Neutral: 0-0

OKLAHOMA

GT LEADS 1-0

DATE	LOCATION	W/L	SCORE
2/17/12	Auburn, Ala.	W	1-0

SERIES
Home: 0-0, Away: 0-0, Neutral: 1-0

OKLAHOMA STATE

GT TRAILS 1-2

DATE	LOCATION	W/L	SCORE
3/31/90	Birmingham, Ala.	L	0-4
3/10/07	Clearwater, Fla.	W	4-3
5/20/11	Knoxville, Tenn.	L	1-2

SERIES
Home: 0-0, Away: 0-0, Neutral: 1-2

OMAHA

GT LEADS 2-0

DATE	LOCATION	W/L	SCORE
2/24/17	Atlanta, Ga.	W	5-1
2/24/17	Atlanta, Ga.	W	2-1 (8)

SERIES
Home: 2-0, Away: 0-0, Neutral: 0-0

OREGON

GT TRAILS 0-2

DATE	LOCATION	W/L	SCORE
3/7/03	Sunnyvale, Calif	L	1-2
2/21/09	Cathedral City, Calif	L	0-3
5/22/10	Atlanta, Ga.	L	2-11 (5)
5/23/10	Atlanta, Ga.	L	3-4 (8)

SERIES
Home: 0-2, Away: 0-0, Neutral: 0-2

OREGON STATE

SERIES TIED 2-2

DATE	LOCATION	W/L	SCORE
3/8/04	Sunnyvale, Calif	L	1-4
2/22/09	Cathedral City, Calif	W	6-0
2/10/12	Tempe, Ariz.	W	9-8
2/23/13	Cathedral City, Calif	L	1-9

SERIES
Home: 0-0, Away: 0-0, Neutral: 2-2

PACIFIC

GT LEADS 1-0

DATE	LOCATION	W/L	SCORE
3/23/18	Northridge, Calif	W	8-6

SERIES

Home: 0-0, Away: 0-0, Neutral: 1-0

PENN STATE

GT LEADS 6-5

DATE	LOCATION	W/L	SCORE
3/9/01	Tampa, Fla.	L	8-9 (8)
3/8/11	Kennesaw, Ga.	W	2-0
3/12/11	Atlanta, Ga.	W	6-0
2/7/15	Boca Raton, Fla.	L	2-3
2/17/17	Atlanta, Ga.	L	2-3
2/18/17	Atlanta, Ga.	L	3-8
2/29/20	Atlanta, Ga.	W	3-2
2/29/20	Atlanta, Ga.	L	3-5 (10)
2/25/22	Atlanta, Ga.	W	2-0
2/26/22	Atlanta, Ga.	W	6-4
2/25/23	Charlotte, N.C.	W	7-6

SERIES
Home: 4-3, Away: 0-0, Neutral: 2-2

PITTSBURGH

GT LEADS 18-15

DATE	LOCATION	W/L	SCORE
3/11/99	Atlanta, Ga.	W	3-1
3/11/99	Atlanta, Ga.	L	4-6
3/13/99	Atlanta, Ga.	L	2-3 (8)
2/19/11	Miami, Fla.	L	1-2
4/19/14	Pittsburgh, Pa.	L	3-4
4/19/14	Pittsburgh, Pa.	L	1-3
4/20/14	Pittsburgh, Pa.	W	7-1
3/14/15	Atlanta, Ga.	L	2-3
3/14/15	Atlanta, Ga.	W	9-1 (5)
3/15/15	Atlanta, Ga.	L	4-7
4/16/16	Pittsburgh, Pa.	L	3-4 (10)
4/16/16	Pittsburgh, Pa.	W	9-8
4/17/16	Pittsburgh, Pa.	L	4-9
5/6/17	Atlanta, Ga.	W	2-1
5/7/17	Atlanta, Ga.	L	6-7 (9)
5/8/17	Atlanta, Ga.	W	12-2 (5)
4/13/18	Pittsburgh, Pa.	L	2-4
4/13/18	Pittsburgh, Pa.	W	8-6
4/14/18	Pittsburgh, Pa.	L	2-6
4/12/19	Atlanta, Ga.	W	5-2
4/13/19	Atlanta, Ga.	W	6-4
4/13/19	Atlanta, Ga.	W	18-9 (6)
3/12/21	Atlanta, Ga.	W	11-10
3/13/21	Atlanta, Ga.	L	1-6
3/13/21	Atlanta, Ga.	L	8-9
3/14/21	Atlanta, Ga.	W	11-4
4/14/23	Pittsburgh Pa.	L	9-10 (8)
4/15/23	Pittsburgh Pa.	W	13-11 (10)
4/16/23	Pittsburgh Pa.	W	3-0
3/2/24	Atlanta, Ga.	W	14-5 (5)
3/2/24	Atlanta, Ga.	W	10-1 (6)
3/3/24	Atlanta, Ga.	W	8-0 (5)

SERIES
Home: 13-7, Away: 5-7, Neutral: 0-1

PRESBYTERIAN

GT LEADS 1-0

DATE	LOCATION	W/L	SCORE
4/18/18	Atlanta, Ga.	W	5-1

SERIES
Home: 1-0, Away: 0-0, Neutral: 0-0

PRINCETON

GT LEADS 4-0

DATE	LOCATION	W/L	SCORE
3/17/02	Atlanta, Ga.	W	5-4
3/17/02	Atlanta, Ga.	W	7-0
3/16/03	Atlanta, Ga.	W	8-1
3/16/03	Atlanta, Ga.	W	4-0

SERIES
Home: 4-0, Away: 0-0, Neutral: 0-0

PROVIDENCE

SERIES TIED 2-2

DATE	LOCATION	W/L	SCORE
2/19/11	Miami, Fla.	W	7-0
3/20/11	Myrtle Beach, S.C.	W	6-4
2/8/19	Jacksonville, Fla.	L	3-4 (8)
2/9/19	Jacksonville, Fla.	L	3-4

SERIES
Home: 0-0, Away: 0-0, Neutral: 2-2

PURDUE

GT TRAILS 1-3

DATE	LOCATION	W/L	SCORE
3/4/05	Marietta, Ga.	W	2-1
3/6/09	Woodstock, Ga.	L	2-4
2/20/16	Atlanta, Ga.	L	0-3
2/21/16	Atlanta, Ga.	L	3-4

SERIES
Home: 0-2, Away: 0-0, Neutral: 1-1

RADFORD

GT LEADS 11-1

DATE	LOCATION	W/L	SCORE
4/1/94	Marietta, Ga.	W	19-1 (5)
3/2/96	Greenville, N.C.	W	5-2
3/13/97	Atlanta, Ga.	W	8-7
2/21/98	Chapel Hill, N.C.	W	10-1 (5)
3/4/00	Atlanta, Ga.	W	16-1 (5)
3/4/00	Atlanta, Ga.	W	20-3 (5)
3/22/03	Marietta, Ga.	W	5-3
3/5/06	Marietta, Ga.	W	6-4
2/25/17	Atlanta, Ga.	L	0-4
2/25/17	Atlanta, Ga.	W	3-0
2/13/21	Atlanta, Ga.	W	11-0 (5)
2/13/21	Atlanta, Ga.	W	10-0 (5)

SERIES
Home: 6-1, Away: 0-0, Neutral: 5-0

RHODE ISLAND ROBERT MORRIS

DATE	LOCATION	W/L	SCORE
3/26/99	Marietta, Ga.	W	7-1

SERIES
Home: 0-0, Away: 0-0, Neutral: 1-0

RIDER

GT LEADS 1-0

DATE	LOCATION	W/L	SCORE
3/1/20	Atlanta, Ga.	W	5-1

SERIES
Home: 1-0, Away: 0-0, Neutral: 0-0

RUTGERS

GT LEADS 2-0

DATE	LOCATION	W/L	SCORE
2/22/02	Boca Raton, Fla.	W	6-1
3/4/97	Atlanta, Ga.	W	2-1 (9)

SERIES
Home: 0-0, Away: 0-0, Neutral: 2-0

SAGINAW VALLEY ST.

SERIES TIED 1-1

DATE	LOCATION	W/L	SCORE
2/27/92	Atlanta, Ga.	L	0-1
2/27/92	Atlanta, Ga.	W	5-0

SERIES
Home: 1-1, Away: 0-0, Neutral: 0-0

SAINT JOSEPH'S

GT LEADS 4-0

DATE	LOCATION	W/L	SCORE
3/11/04	Atlanta, Ga.	W	9-1 (5)
3/11/04	Atlanta, Ga.	W	6-0
2/11/22	Atlanta, Ga.	W	4-1
2/12/22	Atlanta, Ga.	W	8-5

SERIES
Home: 4-0, Away: 0-0, Neutral: 0-0

SAMFORD

GT LEADS 44-25

DATE	LOCATION	W/L	SCORE
3/3/87	Atlanta, Ga.	L	4-7
3/3/87	Atlanta, Ga.	L	1-2
4/10/87	Pensacola, Fla.	L	7-8
5/1/87	Birmingham, Ala.	L	1-11
5/1/87	Birmingham, Ala.	L	9-10
3/8/88	Birmingham, Ala.	L	3-4
3/8/88	Birmingham, Ala.	W	5-2
4/12/88	Atlanta, Ga.	L	9-10
4/12/88	Atlanta, Ga.	L	3-9
4/15/88	Columbus, Ga.	W	8-0
3/28/89	Atlanta, Ga.	W	4-2
3/28/89	Atlanta, Ga.	W	2-0
4/14/89	Columbus, Ga.	W	4-3
4/20/89	Birmingham, Ala.	W^	1-0
4/20/89	Birmingham, Ala.	W^	1-0
3/31/90	Birmingham, Ala.	W	2-1 (8)
4/3/90	Atlanta, Ga.	L	2-3
4/3/90	Atlanta, Ga.	L	0-2
4/17/90	Birmingham, Ala.	L	4-5 (8)
4/17/90	Birmingham, Ala.	W	7-6 (10)
2/16/91	Birmingham, Ala.	W	7-0
2/16/91	Birmingham, Ala.	W	2-1
4/26/91	Atlanta, Ga.	W	4-1
4/26/91	Atlanta, Ga.	W	7-1
3/1/92	Atlanta, Ga.	L	1-4
3/1/92	Atlanta, Ga.	W	6-5 (8)
4/8/92	Birmingham, Ala.	L	2-3 (8)
4/8/92	Birmingham, Ala.	W	5-4 (8)
2/27/93	Lafayette, La.	L	3-4
4/23/93	Atlanta, Ga.	W	5-3
4/23/93	Atlanta, Ga.	W	2-1
4/27/93	Birmingham, Ala.	L	0-1
4/27/93	Birmingham, Ala.	L	2-5
2/24/94	Birmingham, Ala.	W	3-0
2/24/94	Birmingham, Ala.	W	3-0
4/19/94	Atlanta, Ga.	L	0-2
4/19/94	Atlanta, Ga.	W	11-3 (6)
2/21/95	Birmingham, Ala.	L	0-1
2/21/95	Birmingham, Ala.	W	8-0 (6)
4/8/95	Atlanta, Ga.	W	10-2
4/8/95	Atlanta, Ga.	W	7-2
4/14/95	Chattanooga, Tenn.	W	10-2
2/17/96	Birmingham, Ala.	L	0-2
2/17/96	Birmingham, Ala.	W	12-0 (5)
2/28/96	Atlanta, Ga.	W	5-2
2/28/96	Atlanta, Ga.	W	4-3
4/5/96	Birmingham, Ala.	W	13-0 (4)
2/16/97	Birmingham, Ala.	W	7-6 (8)
2/16/97	Birmingham, Ala.	W	14-1 (5)
3/4/97	Atlanta, Ga.	W	15-7
3/4/97	Atlanta, Ga.	W	9-6
2/18/98	Atlanta, Ga.	L	2-3
2/18/98	Atlanta, Ga.	W	6-1
4/9/98	Birmingham, Ala.	W	2-1 (9)
4/9/98	Birmingham, Ala.	L	4-5

SERIES HISTORY

3/23/99	Birmingham, Ala.	L	1-4
3/23/99	Birmingham, Ala.	L	2-3
4/13/99	Atlanta, Ga.	W	6-4
4/13/99	Atlanta, Ga.	L	4-7 (8)
3/18/00	Birmingham, Ala.	W	6-4
3/18/00	Birmingham, Ala.	W	4-2 (8)
3/17/01	Atlanta, Ga.	W	3-0
3/17/01	Atlanta, Ga.	W	2-0
4/24/02	Birmingham, Ala.	W	7-1
4/24/02	Birmingham, Ala.	W	6-0
4/29/17	Atlanta, Ga.	W	8-0 (5)
4/29/17	Atlanta, Ga.	W	9-1 (6)
2/22/20	Birmingham, Ala.	W	2-0
2/23/20	Birmingham, Ala.	L	5-6

SERIES

Home: 20-10, Away: 21-13, Neutral: 3-2

SAN DIEGO STATE

GT TRAILS 0-3

DATE	LOCATION	W/L	SCORE
3/21/07	San Diego, Calif.	L	4-5
3/21/07	San Diego, Calif.	L	0-1
2/11/12	Tempe, Ariz.	L	2-3

SERIES

Home: 0-0, Away: 0-2, Neutral: 0-1

SAN JOSE STATE

GT TRAILS 0-1

DATE	LOCATION	W/L	SCORE
3/10/00	San Jose, Calif.	L	3-5

SERIES

Home: 0-0, Away: 0-1, Neutral: 0-0

SANTA CLARA

GT LEADS 2-1

DATE	LOCATION	W/L	SCORE
3/11/00	San Jose, Calif.	W	4-0
3/24/18	Northridge, Calif.	W	11-0 (5)
3/25/18	Northridge, Calif.	L	6-7 (6)

SERIES

Home: 0-0, Away: 0-0, Neutral: 2-1

SAVANNAH STATE

GT LEADS 2-0

DATE	LOCATION	W/L	SCORE
2/21/15	Atlanta, Ga.	W	15-7 (5)
2/21/15	Atlanta, Ga.	W	18-0 (5)

SERIES

Home: 2-0, Away: 0-0, Neutral: 0-0

SEMO

GT TRAILS 1-2

DATE	LOCATION	W/L	SCORE
4/14/95	Chattanooga, Tenn.	L	1-2
3/20/13	Cape Girardeau, Mo.	W	9-4
3/14/17	Atlanta, Ga.	L	1-6

SERIES

Home: 0-1, Away: 1-0, Neutral: 0-1

SETON HALL

GT LEADS 1-0

DATE	LOCATION	W/L	SCORE
3/5/10	Woodstock, Ga.	W	16-0 (5)

SERIES

Home: 0-0, Away: 0-0, Neutral: 1-0

SIUE

GT TRAILS 1-2

DATE	LOCATION	W/L	SCORE
3/8/12	Atlanta, Ga.	W	9-1 (6)
3/19/13	Edwardsville, Ill.	L	1-2
3/19/13	Edwardsville, Ill.	L	0-1

SERIES

Home: 1-0, Away: 0-2, Neutral: 0-0

SOUTH ALABAMA

GT TRAILS 1-2

DATE	LOCATION	W/L	SCORE
2/13/09	Gainesville, Fla.	W	5-2
5/18/12	Tuscaloosa, Ala.	L	3-4
5/19/13	Tuscaloosa, Ala.	L	1-10 (5)

SERIES

Home: 0-0, Away: 0-0, Neutral: 1-2

SOUTH CAROLINA

GT TRAILS 0-23

DATE	LOCATION	W/L	SCORE
2/22/92	Columbia, S.C.	L	2-8
2/22/92	Columbia, S.C.	L	0-1
3/28/92	Birmingham, Ala.	L	0-8
2/20/93	Atlanta, Ga.	L	0-3
2/20/93	Atlanta, Ga.	L	5-6
3/20/93	Columbia, S.C.	L	1-2
3/21/93	Columbia, S.C.	L	0-5
3/26/93	Rock Hill, S.C.	L	0-9
2/19/94	Columbia, S.C.	L	5-6
2/20/94	Columbia, S.C.	L	0-2
4/15/94	Chattanooga, Tenn.	L	0-8 (5)
2/26/95	Atlanta, Ga.	L	0-7
2/26/95	Atlanta, Ga.	L	5-11
2/24/96	Columbia, S.C.	L	0-1
2/24/96	Columbia, S.C.	L	0-10 (5)
4/3/97	Atlanta, Ga.	L	0-3
4/3/97	Atlanta, Ga.	L	2-10 (5)
3/11/98	Atlanta, Ga.	L	0-8 (5)
3/11/98	Atlanta, Ga.	L	3-6
2/18/03	Columbia, S.C.	L	0-8 (5)
2/26/05	Columbus, Ga.	L	0-2 (10)
2/22/08	Tampa, Fla.	L	0-1
2/28/16	Santa Barbara, Calif.	L	1-3

SERIES

Home: 0-8, Away: 0-9, Neutral: 0-6

SOUTH DAKOTA ST.

GT LEADS 1-0

DATE	LOCATION	W/L	SCORE
3/5/06	Marietta, Ga.	W	8-1

SERIES

Home: 0-0, Away: 0-0, Neutral: 1-0

SOUTH FLORIDA

GT TRAILS 3-18

DATE	LOCATION	W/L	SCORE
3/4/94	Tampa, Fla.	L	0-1
3/4/94	Tampa, Fla.	W	8-1
4/16/94	Chattanooga, Tenn.	L	0-2
4/9/95	Atlanta, Ga.	L	1-2
4/9/95	Atlanta, Ga.	L	0-1
3/19/96	Tampa, Fla.	L	0-1
3/19/96	Tampa, Fla.	L	1-3
4/6/97	Atlanta, Ga.	L	0-7
4/6/97	Atlanta, Ga.	L	1-6
4/3/98	Tampa, Fla.	L	0-1 (9)
4/3/98	Tampa, Fla.	L	1-2 (10)
2/19/99	Tampa, Fla.	L	2-10 (6)
5/9/99	Atlanta, Ga.	L	4-8

5/9/99	Atlanta, Ga.	L	2-3
3/8/01	Tampa, Fla.	L	1-3 (8)
3/9/06	Clearwater, Fla.	W	7-6
2/24/08	Tampa, Fla.	L	0-1
5/17/08	Gainesville, Fla.	W	9-2
3/18/16	Tampa, Fla.	L	0-8 (5)

SERIES

Home: 0-6, Away: 1-9, Neutral: 2-1

SOUTHEAST LOUISIANA

GT LEADS 2-1

DATE	LOCATION	W/L	SCORE
2/18/01	Monroe, La.	L	1-3
3/4/12	Woodstock, Ga.	W	8-0 (6)
2/25/19	Starkville, Miss.	W	4-2

SERIES

Home: 0-0, Away: 0-0, Neutral: 2-1

SOUTHERN

GT LEADS 1-0

DATE	LOCATION	W/L	SCORE
5/15/03	Tuscaloosa, Ala.	W	2-1 (9)

SERIES

Home: 0-0, Away: 0-0, Neutral: 1-0

SOUTHERN ILLINOIS

GT TRAILS 3-4

DATE	LOCATION	W/L	SCORE
3/10/97	Atlanta, Ga.	L	2-3 (8)
3/10/97	Atlanta, Ga.	W	5-2
3/9/98	Atlanta, Ga.	L	2-6
2/23/02	Boca Raton, Fla.	L	0-1
2/25/05	Columbus, Ga.	L	1-5
2/18/22	Starkville, Miss.	W	5-2
2/19/22	Starkville, Miss.	W	6-1

SERIES

Home: 1-2, Away: 0-0, Neutral: 2-2

SOUTHERN MISS

GT TRAILS 3-4

DATE	LOCATION	W/L	SCORE
3/31/90	Birmingham, Ala.	L	3-4
3/10/99	Atlanta, Ga.	L	1-8
3/10/99	Atlanta, Ga.	L	6-12
3/27/99	Marietta, Ga.	L	0-7
4/18/13	Atlanta, Ga.	W	4-0
4/18/13	Atlanta, Ga.	W	7-1
3/4/23	Atlanta, Ga.	W	1-0

SERIES

Home: 3-2, Away: 0-0, Neutral: 0-2

SOUTHERN UTAH

GT LEADS 2-0

DATE	LOCATION	W/L	SCORE
2/26/16	Santa Barbara, Calif.	W	5-1
2/27/16	Santa Barbara, Calif.	W	2-0 (5)

SERIES

Home: 0-0, Away: 0-0, Neutral: 2-0

ST. ANDREWS

GT LEADS 2-0

DATE	LOCATION	W/L	SCORE
3/31/89	Atlanta, Ga.	W	1-0
3/31/89	Atlanta, Ga.	W	1-0

SERIES

Home: 2-0, Away: 0-0, Neutral: 0-0

ST. FRANCIS

GT LEADS 3-0

DATE	LOCATION	W/L	SCORE
3/25/94	Rock Hill, S.C.	W	11-0
4/1/94	Marietta, Ga.	W	13-4 (5)
2/12/23	Atlanta, Ga.	W	7-0

SERIES

Home: 1-0, Away: 0-0, Neutral: 2-0

ST. JOHN'S

GT TRAILS 0-1

DATE	LOCATION	W/L	SCORE
2/23/16	Atlanta, Ga.	L	4-5 (6)

SERIES

Home: 0-1, Away: 0-0, Neutral: 0-0

ST. LEO

GT TRAILS 0-1

DATE	LOCATION	W/L	SCORE
4/8/88	Pensacola, Fla.	L	3-6

SERIES

Home: 0-0, Away: 0-0, Neutral: 0-1

ST. LOUIS

GT LEADS 2-0

DATE	LOCATION	W/L	SCORE
3/1/98	Atlanta, Ga.	W	16-0 (5)
3/5/05	Marietta, Ga.	W	10-0 (5)

SERIES

Home: 1-0, Away: 0-0, Neutral: 1-0

ST. MARY'S COLLEGE

SERIES TIED 2-2

DATE	LOCATION	W/L	SCORE
3/9/00	Moraga, Calif.	L	1-7
3/6/02	Moraga, Calif.	W	5-1
3/6/02	Moraga, Calif.	W	3-0
3/6/03	Moraga, Calif.	L	3-6

SERIES

Home: 0-0, Away: 0-0, Neutral: 2-2

STANFORD

GT TRAILS 1-2

DATE	LOCATION	W/L	SCORE
3/10/01	Tampa, Fla.	L	0-9 (6)
5/16/03	Tuscaloosa, Ala.	W	2-1 (9)
2/15/24	Clearwater, Fla.	L	7-15 (6)

SERIES

Home: 0-0, Away: 0-0, Neutral: 1-2

STETSON

SERIES TIED 2-2

DATE	LOCATION	W/L	SCORE
3/21/96	Deland, Fla.	W	5-0
3/21/96	Deland, Fla.	L	0-5
3/24/01	Marietta, Ga.	L	1-2 (8)
3/22/05	Deland, Fla.	W	5-0 (6)

SERIES

Home: 0-0, Away: 2-1, Neutral: 0-1

STONY BROOK

GT LEADS 2-0

DATE	LOCATION	W/L	SCORE
------	----------	-----	-------

SERIES HISTORY

2/21/14	Atlanta, Ga.	W	11-2 (6)
2/23/14	Atlanta, Ga.	W	8-4

SERIES

Home: 2-0, Away: 0-0, Neutral: 0-0

SYRACUSE

GT LEADS 12-7

DATE	LOCATION	W/L	SCORE
3/8/02	Pleasanton, Calif.	W	6-4
3/21/14	Atlanta, Ga.	L	0-1
3/22/14	Atlanta, Ga.	L	4-5
3/22/14	Atlanta, Ga.	W	3-15 (5)
4/2/16	Syracuse, N.Y.	L	7-8 (13)
4/2/16	Syracuse, N.Y.	W	6-4 (8)
3/17/17	Atlanta, Ga.	W	8-7 (10)
3/18/17	Atlanta, Ga.	L	2-6
3/19/17	Atlanta, Ga.	L	5-7 (8)
4/26/19	Atlanta, Ga.	W	5-4
4/27/19	Atlanta, Ga.	W	8-7
4/28/19	Atlanta, Ga.	W	9-1 (5)
5/12/21	Louisville, Ky.	W	6-0
3/25/22	Atlanta, Ga.	W	4-2
3/26/22	Atlanta, Ga.	W	4-2
3/27/22	Atlanta, Ga.	W	2-1 (9)
3/28/24	Syracuse, N.Y.	W	5-1
3/29/24	Syracuse, N.Y.	L	5-6
3/30/24	Syracuse, N.Y.	L	1-7 (6)

SERIES

Home: 8-4, Away: 2-3, Neutral: 2-0

TEMPLE

GT LEADS 1-0

DATE	LOCATION	W/L	SCORE
3/3/13	Orlando, Fla.	W	17-8

SERIES

Home: 0-0, Away: 0-0, Neutral: 1-0

TENNESSEE

GT TRAILS 1-4

DATE	LOCATION	W/L	SCORE
4/6/96	Birmingham, Ala.	W	5-4
4/7/96	Birmingham, Ala.	L	0-5
2/20/99	Tampa, Fla.	L	8-13
5/21/11	Knoxville, Tenn.	L	0-7
2/24/12	Cleanwater, Fla.	L	0-9

SERIES

Home: 0-0, Away: 0-1, Neutral: 1-3

TENNESSEE STATE

GT LEADS 4-0

DATE	LOCATION	W/L	SCORE
4/2/94	Marietta, Ga.	W	4-2
2/22/04	Panthersville, Ga.	W	4-0
3/16/16	Atlanta, Ga.	W	6-0
3/16/16	Atlanta, Ga.	W	5-0

SERIES

Home: 2-0, Away: 0-0, Neutral: 2-0

TENNESSEE TECH

GT TRAILS 10-11-1

DATE	LOCATION	W/L	SCORE
4/5/87	Atlanta, Ga.	L	1-9
4/5/87	Atlanta, Ga.	W	6-1
3/3/89	Atlanta, Ga.	L	2-5
3/3/89	Atlanta, Ga.	T	2-2
3/10/90	Atlanta, Ga.	W	2-1
3/10/90	Atlanta, Ga.	L	0-4
4/27/90	Cookeville, Tenn.	L	4-11
4/27/90	Cookeville, Tenn.	L	3-13 (6)
3/7/92	Atlanta, Ga.	W	3-0

3/7/92	Atlanta, Ga.	W	2-1
2/23/93	Cookeville, Tenn.	L	0-4
2/23/93	Cookeville, Tenn.	W	8-4
4/16/94	Chattanooga, Tenn.	L	1-2
3/2/97	Atlanta, Ga.	L	1-7
2/28/98	Atlanta, Ga.	L	0-2
3/25/00	Marietta, Ga.	W	5-4 (8)
3/9/01	Tampa, Fla.	W	4-2
3/22/02	Marietta, Ga.	W	8-2
2/25/07	Columbus, Ga.	W	4-2
3/9/07	Cleanwater, Fla.	W	6-0
3/18/08	Cookeville, Tenn.	L	4-5
3/18/08	Cookeville, Tenn.	L	0-8 (5)

SERIES

Home: 4-5-1, Away: 1-5, Neutral: 5-1

TEXAS

GT TRAILS 1-3

DATE	LOCATION	W/L	SCORE
3/22/06	Austin, Texas	L	0-1
3/22/06	Austin, Texas	L	3-5
5/18/07	Gainesville, Fla.	W	3-2
5/19/07	Gainesville, Fla.	L	2-4

SERIES

Home: 0-0, Away: 0-2, Neutral: 1-1

TEXAS A&M

GT TRAILS 2-3

DATE	LOCATION	W/L	SCORE
2/29/08	Columbus, Ga.	L	0-2
3/24/10	College Station, Texas	W	4-0
4/3/15	College Station, Texas	L	0-1
4/4/15	College Station, Texas	W	5-4 (8)
4/4/15	College Station, Texas	L	0-11 (5)

SERIES

Home: 0-0, Away: 2-2, Neutral: 0-1

TEXAS TECH

GT LEADS 1-0

DATE	LOCATION	W/L	SCORE
2/14/09	Gainesville, Fla.	W	8-1

SERIES

Home: 0-0, Away: 0-0, Neutral: 1-0

TOLEDO

GT LEADS 3-0

DATE	LOCATION	W/L	SCORE
3/29/95	Atlanta, Ga.	W	3-2
3/29/95	Atlanta, Ga.	W	8-4
3/7/09	Woodstock, Ga.	W	11-1 (5)

SERIES

Home: 2-0, Away: 0-0, Neutral: 1-0

TOWSON

GT LEADS 2-0

DATE	LOCATION	W/L	SCORE
3/3/96	Greenville, N.C.	W	6-0
2/27/99	Greenville, N.C.	W	3-1

SERIES

Home: 0-0, Away: 0-0, Neutral: 2-0

TROY

GT LEADS 17-15

DATE	LOCATION	W/L	SCORE
4/2/94	Marietta, Ga.	L	3-4
3/4/95	Atlanta, Ga.	L	1-3

4/1/95	Marietta, Ga.	W	3-2
4/6/96	Birmingham, Ala.	W	2-1
4/16/98	Troy, Ala.	W	1-0
4/16/98	Troy, Ala.	L	3-4 (5)
3/7/99	Atlanta, Ga.	L	0-4
4/18/99	Atlanta, Ga.	L	2-5
4/18/99	Atlanta, Ga.	L	0-4
4/13/00	Troy, Ala.	W	2-0
4/14/00	Troy, Ala.	L	4-5
2/24/01	Atlanta, Ga.	L	1-2
2/24/01	Atlanta, Ga.	L	0-4
3/13/02	Troy, Ala.	W	7-3
3/13/02	Troy, Ala.	L	0-7 (6)
2/25/03	Atlanta, Ga.	W	6-5 (9)
2/25/03	Atlanta, Ga.	W	5-0
3/23/03	Marietta, Ga.	L	2-3 (98)
3/29/04	Troy, Ala.	W	4-0
3/29/04	Troy, Ala.	W	10-0
5/9/05	Atlanta, Ga.	W	4-2
5/9/05	Atlanta, Ga.	L	2-8
2/14/07	Atlanta, Ga.	L	2-4
3/5/14	Atlanta, Ga.	W	2-1
3/3/15	Troy, Ala.	L	3-4 (11)
4/20/16	Atlanta, Ga.	W	2-1
3/19/19	Troy, Ala.	W	5-1
4/21/21	Troy, Ala.	W	4-2
4/21/21	Troy, Ala.	L	5-9
4/19/22	Atlanta, Ga.	W	8-1
3/22/23	Troy, Ala.	W	6-0
4/3/24	Atlanta, Ga.	W	14-9

* Known as Troy State, 1967-2004

SERIES

Home: 7-8, Away: 8-5, Neutral: 2-2

TULSA

SERIES TIED 1-1

DATE	LOCATION	W/L	SCORE
2/22/14	Atlanta, Ga.	L	3-11
2/22/14	Atlanta, Ga.	W	2-1

SERIES

Home: 1-1, Away: 0-0, Neutral: 0-0

UAB

GT LEADS 5-1

DATE	LOCATION	W/L	SCORE
3/2/05	Birmingham, Ala.	W	3-0
4/16/05	Atlanta, Ga.	W	8-4
4/16/05	Atlanta, Ga.	W	9-0 (5)
3/6/11	Woodstock, Ga.	W	8-0
2/7/20	Atlanta, Ga.	L	3-9
4/13/22	Birmingham, Ala.	W	5-3 (8)

SERIES

Home: 2-1, Away: 2-0, Neutral: 1-0

UC SANTA BARBARA

GT TRAILS 0-3

DATE	LOCATION	W/L	SCORE
3/10/00	San Jose, Calif.	L	2-6
2/26/16	Santa Barbara, Calif.	L	4-6
2/27/16	Santa Barbara, Calif.	L	0-4

SERIES

Home: 0-0, Away: 0-2, Neutral: 0-1

UMASS - LOWELL

GT LEADS 1-0

DATE	LOCATION	W/L	SCORE
2/9/19	Jacksonville, Fla.	W	9-8 (8)

SERIES

Home: 0-0, Away: 0-0, Neutral: 1-0

UMKC

GT LEADS 1-0

DATE	LOCATION	W/L	SCORE
3/7/03	Sunnyvale, Calif.	W	3-0

SERIES

Home: 0-0, Away: 0-0, Neutral: 1-0

UCF

GT TRAILS 2-3

DATE	LOCATION	W/L	SCORE
3/19/05	Orlando, Fla.	L	0-1
3/20/05	Orlando, Fla.	W	8-0 (6)
5/18/08	Gainesville, Fla.	L	1-7
2/26/10	Columbus, Ga.	W	1-0
3/23/16	Orlando, Fla.	L	0-1

SERIES

Home: 0-0, Away: 1-2, Neutral: 1-1

UNC - ASHEVILLE

GT LEADS 1-0

DATE	LOCATION	W/L	SCORE
4/12/91	Chapel Hill, N.C.	W	11-1 (6)

SERIES

Home: 0-0, Away: 0-0, Neutral: 1-0

UNC - CHARLOTTE

GT LEADS 20-11-1

DATE	LOCATION	W/L	SCORE
3/15/90	Charlotte, N.C.	L	0-1
3/15/90	Charlotte, N.C.	L	1-2 (10)
4/6/91	Greenville, S.C.	L	4-5
4/27/91	Atlanta, Ga.	W	1-0
4/27/91	Atlanta, Ga.	T	4-4 (8)
3/4/92	Charlotte, N.C.	L	1-4
3/4/92	Charlotte, N.C.	W	3-1
3/20/93	Columbia, S.C.	W	2-1
3/21/93	Columbia, S.C.	W	7-2
3/26/93	Rock Hill, S.C.	W	3-2
4/2/93	Marietta, Ga.	W	5-4
4/9/93	Chapel Hill, N.C.	W	10-3
3/8/94	Charlotte, N.C.	W	13-5
3/8/94	Charlotte, N.C.	W	9-3
4/8/94	Chapel Hill, N.C.	W	11-3 (6)
3/1/95	Atlanta, Ga.	W	5-2
3/1/95	Atlanta, Ga.	W	11-3 (5)
3/25/95	Rock Hill, S.C.	W	11-1 (5)
2/25/96	Charlotte, N.C.	W	8-0 (5)
2/25/96	Charlotte, N.C.	W	12-3
3/6/97	Charlotte, N.C.	L	2-5
3/6/97	Charlotte, N.C.	L	3-4
3/27/98	Marietta, Ga.	W	7-1
4/1/98	Atlanta, Ga.	L	1-4
4/1/98	Atlanta, Ga.	L	1-5
5/1/99	Charlotte, N.C.	L	0-1
5/1/99	Charlotte, N.C.	W	5-1
3/1/08	Columbus, Ga.</		

Home: 2-0, Away: 2-0, Neutral: 1-2

UNC - WILMINGTON

GT LEADS 9-2

DATE	LOCATION	W/L	SCORE
3/5/88	Atlanta, Ga.	W	9-5
3/4/89	Wilmington, N.C.	W	2-1
3/4/89	Wilmington, N.C.	L	5-11
3/5/90	Atlanta, Ga.	W	4-2
3/5/90	Atlanta, Ga.	L	1-2
3/4/91	Atlanta, Ga.	W	3-1
3/4/91	Atlanta, Ga.	W	1-0
4/1/91	Chapel Hill, N.C.	W	8-0
4/11/92	Chapel Hill, N.C.	W	11-1 (6)
4/9/94	Chapel Hill, N.C.	W	9-1
3/31/95	Marietta, Ga.	W	6-1

SERIES

Home: 4-1, Away: 1-1, Neutral: 4-0

UNLV

GT TRAILS 0-1

DATE	LOCATION	W/L	SCORE
2/20/09	Cathedral City, Calif.	L	3-4

SERIES

Home: 0-0, Away: 0-0, Neutral: 0-1

USC - AIKEN

GT LEADS 7-1

DATE	LOCATION	W/L	SCORE
2/17/90	Atlanta, Ga.	W	12-0 (5)
2/17/90	Atlanta, Ga.	W	13-8
2/23/91	Atlanta, Ga.	W	4-0
2/23/91	Atlanta, Ga.	W	8-0
3/24/91	Aiken, S.C.	W	4-3
3/24/91	Aiken, S.C.	L	7-9
3/29/92	Atlanta, Ga.	W	1-0
3/29/92	Atlanta, Ga.	W	5-1

SERIES

Home: 6-0, Away: 1-1, Neutral: 0-0

USC - UPSTATE

GT TRAILS 4-6

DATE	LOCATION	W/L	SCORE
3/27/87	Spartanburg, S.C.	W	6-3
3/27/87	Spartanburg, S.C.	L	8-10
3/26/88	Atlanta, Ga.	L	1-7
3/26/88	Atlanta, Ga.	L	0-14
4/1/88	Spartanburg, S.C.	L	0-1
4/1/88	Spartanburg, S.C.	L	0-5
4/23/89	Atlanta, Ga.	W	3-2 (8)
4/23/89	Atlanta, Ga.	W	12-0
4/20/91	Columbus, Ga.	L	0-2 (9)
4/20/91	Columbus, Ga.	W	4-0

* Known as USC-Spartanburg, 1975-2004

SERIES

Home: 2-2, Away: 1-3, Neutral: 1-1

UT-MARTIN

GT LEADS 7-1

DATE	LOCATION	W/L	SCORE
3/29/96	Marietta, Ga.	L	0-1 (9)
3/23/01	Marietta, Ga.	W	3-0
2/10/08	Panthersville, Ga.	W	2-0
3/10/09	Atlanta, Ga.	W	2-1
3/10/09	Atlanta, Ga.	W	7-5
3/3/12	Woodstock, Ga.	W	8-6 (8)
5/19/12	Tuscaloosa, Ala.	W	9-1
2/16/14	Atlanta, Ga.	W	8-5

SERIES

Home: 3-0, Away: 0-0, Neutral: 4-1

UTAH

GT TRAILS 1-3

DATE	LOCATION	W/L	SCORE
3/25/97	Atlanta, Ga.	L	1-4
3/25/97	Atlanta, Ga.	W	6-4
3/25/98	Atlanta, Ga.	L	0-8 (6)
3/25/98	Atlanta, Ga.	L	4-8

SERIES

Home: 1-3, Away: 0-0, Neutral: 0-0

UTEP

GT LEADS 2-0

DATE	LOCATION	W/L	SCORE
3/5/04	Tucson, Ariz.	W	7-0
3/4/06	Marietta, Ga.	W	10-1 (5)

SERIES

Home: 0-0, Away: 0-0, Neutral: 2-0

VALDOSTA STATE

GT LEADS 2-0

DATE	LOCATION	W/L	SCORE
3/9/92	Atlanta, Ga.	W	7-3
3/9/92	Atlanta, Ga.	W	8-7

SERIES

Home: 2-0, Away: 0-0, Neutral: 0-0

VALPARAISO

GT LEADS 3-2

DATE	LOCATION	W/L	SCORE
3/11/88	Atlanta, Ga.	L	0-1
3/8/89	Atlanta, Ga.	L	2-5
3/8/89	Atlanta, Ga.	W	1-0
3/5/96	Atlanta, Ga.	W	14-4 (5)
3/5/96	Atlanta, Ga.	W	3-2

SERIES

Home: 3-2, Away: 0-0, Neutral: 0-0

VERMONT

GT LEADS 1-0

DATE	LOCATION	W/L	SCORE
3/9/08	Macon, Ga.	W	5-4 (8)

SERIES

Home: 0-0, Away: 0-0, Neutral: 1-0

VILLANOVA

GT LEADS 3-1

DATE	LOCATION	W/L	SCORE
2/11/22	Atlanta, Ga.	W	5-2
2/12/22	Atlanta, Ga.	W	11-0 (5)
2/8/24	Atlanta, Ga.	W	3-2
2/9/24	Atlanta, Ga.	L	5-2

SERIES

Home: 3-1, Away: 0-0, Neutral: 0-0

VIRGINIA

GT LEADS 56-45

DATE	LOCATION	W/L	SCORE
2/25/89	Atlanta, Ga.	L	0-9
2/25/89	Atlanta, Ga.	L	0-4
3/3/90	Atlanta, Ga.	L	0-2 (10)
3/3/90	Atlanta, Ga.	L	0-5
4/17/92	Tallahassee, Fla.	L	3-10
4/25/93	Atlanta, Ga.	L	0-6
4/25/93	Atlanta, Ga.	L	1-10
2/27/94	Atlanta, Ga.	L	0-2 (8)
2/27/94	Atlanta, Ga.	L	0-2
3/22/95	Charlottesville, Va.	W	9-3
3/22/95	Charlottesville, Va.	L	1-2

4/21/95	Tallahassee, Fla.	W	3-1	5/1/21	Atlanta, Ga.	W	6-2
4/22/95	Tallahassee, Fla.	W	7-4	5/2/21	Atlanta, Ga.	W	6-3
3/16/96	Atlanta, Ga.	W	5-2	3/10/23	Charlottesville, Va.	W	5-2
3/16/96	Atlanta, Ga.	W	5-4	3/11/23	Charlottesville, Va.	W	5-2
4/19/96	Raleigh, N.C.	L	2-3	3/11/23	Charlottesville, Va.	L	0-3
4/11/97	Charlottesville, Va.	L	0-4	4/26/24	Atlanta, Ga.	W	6-5
4/11/97	Charlottesville, Va.	L	2-3 (8)	4/27/24	Atlanta, Ga.	L	1-16 (5)
4/18/97	Marietta, Ga.	W	7-2	4/28/24	Atlanta, Ga.	L	3-4
4/11/98	Atlanta, Ga.	W	5-3				
4/11/98	Atlanta, Ga.	W	2-0				
4/23/98	Tallahassee, Fla.	L	1-3				
4/11/99	Charlottesville, Va.	L	0-2				
4/11/99	Charlottesville, Va.	L	4-6				
5/14/99	Tallahassee, Fla.	L	0-4				
4/15/00	Atlanta, Ga.	L	2-4				
4/15/00	Atlanta, Ga.	L	1-4				
4/29/00	Tallahassee, Fla.	L	6-7 (9)				
4/14/01	Charlottesville, Va.	L	1-2				
4/14/01	Charlottesville, Va.	L	0-1 (8)				
5/12/01	Raleigh, N.C.	L	2-3				
3/9/02	Pleasanton, Calif.	W	6-4 (10)				
3/31/02	Atlanta, Ga.	W	5-1				
3/31/02	Atlanta, Ga.	W	3-1				
4/7/02	Chapel Hill, N.C.	L	0-1				
4/7/02	Chapel Hill, N.C.	L	5-10				
4/5/03	Charlottesville, Va.	L	1-6				
4/5/03	Charlottesville, Va.	W	2-0				
5/10/03	Tallahassee, Fla.	L	3-4				
4/10/04	Atlanta, Ga.	L	0-2				
4/10/04	Atlanta, Ga.	W	2-0				
5/15/04	Tallahassee, Fla.	W	4-1				
4/3/05	Charlottesville, Va.	W	3-0				
4/3/05	Charlottesville, Va.	L	4-6				
5/14/05	College Park, Md.	W	3-0				
3/25/06	Atlanta, Ga.	W	10-2 (5)				
3/25/06	Atlanta, Ga.	W	7-4				
3/26/06	Atlanta, Ga.	L	4-5				
5/12/06	Chapel Hill, N.C.	W	11-2 (5)				
4/27/07	Charlottesville, Va.	W	12-3 (5)				
4/27/07	Charlottesville, Va.	W	15-0 (5)				
4/28/07	Charlottesville, Va.	W	11-10				
3/5/08	Atlanta, Ga.	L	3-8				
3/5/08	Atlanta, Ga.	L	1-2				
3/6/08	Atlanta, Ga.	W	6-3				
5/9/08	College Park, Md.	W	5-3				
4/18/09	Charlottesville, Va.	W	14-1 (5)				
4/18/09	Charlottesville, Va.	W	13-4 (5)				
4/19/09	Charlottesville, Va.	W	5-3				
5/8/09	Raleigh, N.C.	W	7-0				
4/10/10	Atlanta, Ga.	W	5-2				
4/10/10	Atlanta, Ga.	W	5-3				
4/11/10	Atlanta, Ga.	W	8-9 (5)				
4/23/11	Charlottesville, Va.	W	8-0				
4/23/11	Charlottesville, Va.	W	9-2				
5/13/11	Atlanta, Ga.	L	0-6				
3/10/12	Atlanta, Ga.	L	1-3				
3/10/12	Atlanta, Ga.	L	2-13 (5)				
3/11/12	Atlanta, Ga.	L	1-3				
5/10/12	Chapel Hill, N.C.	W	6-4				
3/9/13	Charlottesville, Va.	W	7-3				
3/9/13	Charlottesville, Va.	W	5-2				
3/10/13	Charlottesville, Va.	L	2-4				
3/12/14	Atlanta, Ga.	W	10-2 (6)				
3/12/14	Atlanta, Ga.	W	3-2 (8)				
3/7/15	Charlottesville, Va.	W	4-3				
3/7/15	Charlottesville, Va.	W	7-5				
3/8/15	Charlottesville, Va.	W	7-1				
4/23/16	Atlanta, Ga.	L	0-6				
4/23/16	Atlanta, Ga.	L	1-13 (5)				
4/24/16	Atlanta, Ga.	W	8-6 (11)				
4/14/17	Charlottesville, Va.	W	10-5				
4/15/17	Charlottesville, Va.	L	2-3				
4/16/17	Charlottesville, Va.	L	2-4				
3/9/18	Charlottesville, Va.	W	9-5				
3/10/18	Charlottesville, Va.	W	18-9 (5)				
3/10/18	Charlottesville, Va.	W	8-5				
3/15/19	Atlanta, Ga.	W	13-0 (5)				
3/16/19	Atlanta, Ga.	W	6-3				
3/17/19	Atlanta, Ga.	L	1-7				
5/8/19	Tallahassee, Fla.	W	8-0 (5)				
4/30/21	Atlanta, Ga.	W	7-1				
4/30/21	Atlanta, Ga.	W	8-0 (5)				

Home: 23-23, Away: 22-13, Neutral: 11-9

VIRGINIA TECH

GT TRAILS 28-34

WAGNER**GT LEADS 1-0**

DATE	LOCATION	W/L	SCORE
4/1/94	Marietta, Ga.	W	13-0 (5)

SERIES

Home: 0-0, Away: 0-0, Neutral: 1-0

WASHINGTON**GT TRAILS 0-5**

DATE	LOCATION	W/L	SCORE
5/22/04	Athens, Ga.	L	0-2
5/23/09	Atlanta, Ga.	L	1-7
5/24/09	Atlanta, Ga.	L	0-7
2/7/20	Atlanta, Ga.	L	6-11
2/8/20	Atlanta, Ga.	L	1-2

SERIES

Home: 0-4, Away: 0-0, Neutral: 0-1

WEST FLORIDA**GT TRAILS 0-2**

DATE	LOCATION	W/L	SCORE
4/10/87	Pensacola, Fla.	L	0-5
4/8/88	Pensacola, Fla.	L	1-12

SERIES

Home: 0-0, Away: 0-2, Neutral: 0-0

WEST GEORGIA**GT TRAILS 3-6**

DATE	LOCATION	W/L	SCORE
3/12/87	Atlanta, Ga.	L	3-5
3/12/87	Atlanta, Ga.	L	3-16
4/22/87	Carrollton, Ga.	L	3-8
4/22/87	Carrollton, Ga.	L	2-10
3/30/88	Carrollton, Ga.	W	4-0
3/30/88	Carrollton, Ga.	L	7-8
4/8/88	Pensacola, Fla.	L	5-9
4/19/88	Atlanta, Ga.	W^	1-0
4/19/88	Atlanta, Ga.	W^	1-0

SERIES

Home: 2-2, Away: 1-3, Neutral: 0-1

WESTERN CAROLINA**GT LEADS 8-0**

DATE	LOCATION	W/L	SCORE
4/12/07	Atlanta, Ga.	W	7-1
4/3/08	Atlanta, Ga.	W	4-0
4/3/08	Atlanta, Ga.	W	8-1
3/17/09	Atlanta, Ga.	W	10-1 (5)
3/17/09	Atlanta, Ga.	W	8-0 (5)
3/6/12	Atlanta, Ga.	W	4-2
3/6/12	Atlanta, Ga.	W	9-4
3/3/19	Atlanta, Ga.	W	9-6

SERIES

Home: 8-0, Away: 0-0, Neutral: 0-0

WESTERN KENTUCKY**GT TLEADS 3-1**

DATE	LOCATION	W/L	SCORE
3/20/04	Marietta, Ga.	W	13-0 (5)
3/8/09	Woodstock, Ga.	W	5-0
3/3/12	Woodstock, Ga.	W	5-3
2/14/15	Tallahassee, Fla.	L	1-4

SERIES

Home: 0-0, Away: 0-0, Neutral: 3-1

WICHITA STATE**SERIES TIED 1-1**

DATE	LOCATION	W/L	SCORE
3/30/90	Birmingham, Ala.	L	1-9 (5)
3/29/96	Marietta, Ga.	W	9-0 (5)

SERIES

Home: 0-0, Away: 0-0, Neutral: 1-1

WINTHROP**GT LEADS 21-13**

DATE	LOCATION	W/L	SCORE
4/20/87	Rock Hill, S.C.	L	3-10
4/20/87	Rock Hill, S.C.	L	3-13
3/27/88	Atlanta, Ga.	L	0-6
3/27/88	Atlanta, Ga.	L	1-6
4/2/88	Rock Hill, S.C.	L	1-5
4/2/88	Rock Hill, S.C.	L	1-8
3/16/90	Rock Hill, S.C.	L	1-2 (9)
3/16/90	Roch Hill, S.C.	L	1-6
3/18/90	Atlanta, Ga.	W	2-1
3/18/90	Atlanta, Ga.	L	2-5
4/7/91	Atlanta, Ga.	W	4-2
4/7/91	Atlanta, Ga.	L	0-2
3/27/92	Birmingham, Ala.	W	12-2 (5)
4/12/92	Chapel Hill, N.C.	W	4-1
3/9/93	Atlanta, Ga.	W	1-0
3/9/93	Atlanta, Ga.	W	2-1
4/9/93	Chapel Hill, N.C.	W	7-1
4/7/94	Rock Hill, S.C.	W	10-2 (5)
4/7/94	Rock Hill, S.C.	W	10-0 (5)
4/16/94	Chattanooga, Tenn.	W	4-1
3/18/95	Atlanta, Ga.	L	2-5
3/18/95	Atlanta, Ga.	W	5-0
2/26/96	Rock Hill, S.C.	W	3-2
2/26/96	Rock Hill, S.C.	L	1-2
3/12/97	Atlanta, Ga.	W	9-3
3/12/97	Atlanta, Ga.	W	5-0
3/4/05	Marietta, Ga.	W	2-0
3/20/08	Rock Hill, S.C.	L	1-5
3/20/08	Rock Hill, S.C.	W	3-2
3/18/09	Atlanta, Ga.	W	6-4
3/18/09	Atlanta, Ga.	W	7-1
3/22/11	Rock Hill, S.C.	W	12-2
3/22/11	Rock Hill, S.C.	W	10-4
3/2/12	Woodstock, Ga.	W	5-0

SERIES

Home: 9-5, Away: 6-8, Neutral: 6-0

WISCONSIN**GT TRAILS 1-6**

DATE	LOCATION	W/L	SCORE
3/3/96	Greenville, N.C.	L	1-2
3/10/00	San Jose, Calif.	L	4-6
3/11/00	San Jose, Calif.	L	0-8
5/20/22	Gainesville, Fla.	W	2-1
5/22/22	Gainesville, Fla.	L	6-7
2/17/23	Atlanta, Ga.	L	3-6
2/18/23	Atlanta, Ga.	L	1-6

SERIES

Home: 0-2, Away: 0-0, Neutral: 1-4

WISCONSIN-LACROSSE**GT TRAILS 0-1**

DATE	LOCATION	W/L	SCORE
3/24/89	Pensacola, Fla.	L	6-7

SERIES

Home: 0-0, Away: 0-0, Neutral: 0-1

WISCONSIN-SUPERIOR**GT LEADS 1-0**

DATE	LOCATION	W/L	SCORE
3/23/89	Pensacola, Fla.	W	11-2

SERIES

Home: 0-0, Away: 0-0, Neutral: 1-0

WRIGHT STATE**GT LEADS 4-0**

DATE	LOCATION	W/L	SCORE
3/26/98	Atlanta, Ga.	W	5-3
2/18/00	Raleigh, N.C.	W	3-2
3/11/06	Clearwater, Fla.	W	8-0 (5)
2/23/08	Tampa, Fla.	W	5-0

SERIES

Home: 1-0, Away: 0-0, Neutral: 3-0

YOUNGSTOWN STATE**GT LEADS 1-0**

DATE	LOCATION	W/L	SCORE
3/28/97	Marietta, Ga.	W	9-2

SERIES

Home: 0-0, Away: 0-0, Neutral: 1-0

RECORDS

CAREER RECORDS	57
SEASON INDIVIDUAL RECORDS	58
SEASON TEAM RECORDS	59
SEASON LEADERS	60-63
TEAM YEAR BY YEAR STATISTICS	64-65
2025 SCHEDULE	66

CAREER RECORDS

BATTING

BATTING AVG (MIN 325 AB) YEARS AVG.

1. Jen Yee (238 hits-560 at bats)	2007, 2009-10	.425
2. Laura Williams (292-697)	1994-97	.419
3. Kelsi Weseman (237-612)	2009-12	.387
4. Caitlin Lever (226-600)	2005-07	.377
5. Tricia Awald (180-500)	2019-2022	.360

SLUGGING % (MIN 325 AB) YEARS PCT.

1. Jen Yee (560 AB)	2007, 2009-10	.814
2. Kelsi Weseman (612 AB)	2009-12	.763
3. Whitney Haller (790 AB)	2006-09	.651
4. Tricia Awald (500 AB)	2019-22	.648
5. Alysha Rudnik (475 AB)	2011-14	.636

ON BASE % (MIN 325 AB) YEARS NO.

1. Jen Yee	2007, 2009-10	.552
2. Kelsi Weseman	2009-12	.515
3. Tricia Awald	2019-22	.513
4. Laura Williams	1994-97	.457
5. Christine Sheridan	2005-06	.451

GAMES PLAYED YEARS NO.

1. Aileen Morales	2005-08	265
2. Whitney Haller	2006-09	263
Blair Shimandle	2006-09	263
4. Katie Donovan	2002-05	260
5. Savannah Brown	2005-08	255

GAMES STARTED YEARS NO.

1. Aileen Morales	2005-08	265
2. Whitney Haller	2006-09	263
3. Blair Shimandle	2006-09	259
4. Katie Donovan	2002-05	255
5. Savannah Brown	2005-08	247

AT BATS YEARS NO.

1. Aileen Morales	2005-08	850
2. Whitney Haller	2005-08	790
3. Blair Schmandle	2006-09	747
4. Tara Knudsen	2001-04	711
5. Savannah Brown	2005-08	706

RUNS SCORED YEARS NO.

1. Jen Yee	2007, 2009-10	229
2. Aileen Morales	2005-08	216
3. Kelsi Weseman	2009-12	196
4. Whitney Haller	2006-09	185
5. Ashley Thomas	2011-14	179

HITS YEARS NO.

1. Laura Williams	1994-97	292
2. Whitney Haller	2006-09	280
3. Aileen Morales	2005-08	261
4. Tara Knudsen	2001-04	242
5. Blair Schmandle	2006-09	239

DOUBLES YEARS NO.

1. Kelsi Weseman	2009-12	53
2. Emma Kauf	2020-23	50
3. Tricia Awald	2019-22	47
4. Jen Yee	2007, 2009-10	46
5. Tara Knudsen	2001-04	45

TRIPLES YEARS NO.

1. Laura Williams	1994-97	31
2. Stephanie Webb	1993-96	15
3. Stephanie Weitman	1992-95	12
4. Jan Hulsey	1990-93	11
5. Felicia Coursey	2002-03	10
Aileen Morales	2005-08	10

HOME RUNS YEARS NO.

1. Whitney Haller	2006-09	61
2. Hope Rush	2010-13	60
3. Kelsi Weseman	2009-12	55
4. Jen Yee	2007, 2009-10	54
5. Tara Knudsen	2001-04	46

RBI YEARS NO.

1. Whitney Haller	2006-09	228
2. Kelsi Weseman	2009-12	201
3. Savannah Brown	2005-08	194
4. Hope Rush	2010-13	193
5. Anne Knobbe	1997-00	172

TOTAL BASES YEARS NO.

1. Whitney Haller	2006-09	514
2. Kelsi Weseman	2009-12	467
3. Jen Yee	2007, 2009-10	456
4. Tara Knudsen	2001-04	435
5. Laura Williams	1994-97	403

WALKS YEARS NO.

1. Jen Yee	2007, 2009-10	151
2. Tricia Awald	2019-22	136
3. Hope Rush	2010-13	124
4. Tara Knudsen	2001-04	119
5. Katie Donovan	2002-05	115

SACRIFICE HITS YEARS NO.

1. Heather Sumrow	1997-00	52
2. Lauren Schwartz	1997-00	46
3. Kate Kuzma	2009-12	42
4. Hayley Downs	2011-14	40
5. Kirin Kumar	2002-05	37

STOLEN BASES YEARS NO.

1. Aileen Morales	2005-08	154
2. Ashley Thomas	2011-14	113
3. Laura Williams	1994-97	110
4. Christy Jones	2008-11	95
5. Blair Shimandle	2006-09	93

STOLEN BASE ATTEMPTS YEARS NO.

1. Aileen Morales	2005-08	173
2. Ashley Thomas	2011-14	134
3. Laura Williams	1994-97	121
4. Christy Jones	2008-11	109
5. Blair Shimandle	2006-09	108

PITCHING

EARNED RUN AVG. (MIN 300 IP) YEARS NO.

1. Jessica Sallinger (1008.2 IP)	2002-05	1.12
2. Misty Reeder (370.0 IP)	1989-91	1.41
3. Kristen Adkins (431.0 IP)	2009-11	1.77
4. Erin Voeltz (671.1 IP)	2001-04	1.81
5. Dina El Sheshai (481.1 IP)	1990-93	1.93

ON BASE AVG. (MIN 300 IP) YEARS NO.

1. Jessica Sallinger (1008.2 IP)	2002-05	.150
2. Tiffany Johnson (343.1 IP)	2007-09	.192
3. Erin Voeltz (671.1 IP)	2001-04	.231
4. Kristen Adkins (431.0 IP)	2009-11	.232
5. Whitney Humphreys (581.2 IP)	2005-08	.237

STRIKEOUTS/GAME (MIN 300 IP) YEARS NO.

1. Jessica Sallinger	2002-05	9.71
2. Tiffany Johnson	2007-09	7.61
3. Whitney Humphreys	2005-08	5.11
4. Erin Voeltz	2001-04	5.09
5. Sarah Wood	2004-07	4.67

WINS YEARS NO.

1. Jessica Sallinger	2002-05	109
2. Hope Rush	2010-13	79
3. Whitney Humphreys	2005-08	69
4. Erin Voeltz	2001-04	58
5. Kristen Adkins	2009-11	52

SAVES YEARS NO.

1. Dina El Sheshai	1990-93	17
2. Kristen Adkins	2009-11	7
3. Whitney Haller	2006-09	6
Tiffany Johnson	2007-09	6
Lacey Richardson	2006-07	6
Erin Voeltz	2001-04	6
Whitney Humphreys	2005-08	6
Hope Rush	2010-13	6
Morgan Bruce	2019-21	6
Blake Neleman	2020-present	6

APPEARANCES YEARS NO.

1. Jessica Sallinger	2002-05	168
2. Hope Rush	2010-13	139
Whitney Humphreys	2005-08	139
4. Erin Voeltz	2001-04	129
5. Blake Neleman	2020-present	123

GAMES STARTED YEARS NO.

1. Jessica Sallinger	2002-05	152
2. Hope Rush	2010-13	117
3. Erin Voeltz	2001-04	99
4. Emily Anderson	2015-18	94
5. Whitney Humphreys	2005-08	91

COMPLETE GAMES YEARS NO.

1. Jessica Sallinger	2002-05	123
2. Hope Rush	2010-13	83
3. Erin Voeltz	2001-04	72
4. Emily Anderson	2015-18	65
5. Jamie Smith	1996-97, 1999-00	56

SHUTOUTS YEARS NO.

1. Jessica Sallinger	2002-05	52
2. Hope Rush	2010-13	22
3. Erin Voeltz	2001-04	17
4. Whitney Humphreys	2005-08	13
Kristen Adkins	2009-11	13
5. Nikki Johnson	1994	11

INNINGS PITCHED YEARS NO.

1. Jessica Sallinger	2002-05	1,008.2
2. Hope Rush	2010-13	752.2
3. Erin Voeltz	2001-04	671.1
4. Emily Anderson	2015-18	618.2
5. Whitney Humphreys	2005-08	581.2

STRIKEOUTS YEARS NO.

1. Jessica Sallinger	2002-05	1,398
2. Blake Neleman	2020-present	561
3. Erin Voeltz	2001-04	488
4. Hope Rush	2010-13	471
5. Emily Anderson	2015-18	467

FIELDING % (MIN 400 CHANCES) YEARS PCT.

1. Kristine Priebe (726)	2010-11	.992
2. Whitney Haller, 1B (1,687)	2006-09	.990
3. Tasha Vaughn, C/1B (814)	2001-04	.990
4. Tricia Awald, 1B (1,107)	2019-22	.989
5. Lynne Borowski, 1B (417)	1992-94	.988

SEASON INDIVIDUAL RECORDS

INFORMATION

BATTING

BATTING AVG (MIN 75 AB)	YEAR	AVG.
1. Jen Yee (84 hits -148 at bats)	2010	.568
2. Laura Williams (87-182)	1997	.478
3. Caitlin Lever (94-208)	2007	.452
4. Kelsi Weseman (67-158)	2011	.424
5. Ashley Thomas	2013	.417

SLUGGING % (MIN 75 AB)	YEAR	PCT.
1. Jen Yee (148 AB)	2010	1.270
2. Kelsi Weseman (158 AB)	2011	.948
3. Mallorie Black (166 AB)	2024	.825
4. Jen Yee (176 AB)	2009	.813
5. Whitney Haller (214 AB)	2006	.799

ON BASE % (MIN 75 AB)	YEAR	PCT.
1. Jen Yee (148 AB)	2010	.732
2. Kelsi Weseman (114 AB)	2012	.583
3. Tricia Awald (145 AB)	2022	.568
4. Tricia Awald (124 AB)	2021	.555
5. Kelsi Weseman (158 AB)	2011	.538

GAMES PLAYED/STARTED	YEAR	NO.
1. Whitney Haller	2006, 2007	70-70
Aileen Morales	2006, 2007	70-70
Caitlin Lever	2007	70-70
Jen Yee	2007	70-70
Jamie Frost	2002	70-70
Soraya Reddick	2002	70-70
Tara Knudsen	2002	70-70

AT BATS	YEAR	NO.
1. Jen Yee	2007	236
2. Aileen Morales	2007	233
3. Felicia Coursey	2002	225
4. Christine Sheridan	2006	220
5. Aileen Morales	2006	219

RUNS SCORED	YEAR	NO.
1. Jen Yee	2010	93
2. Aileen Morales	2007	73
3. Jen Yee	2007	72
4. Whitney Haller	207	67
5. Jen Yee	2009	64

HITS	YEAR	NO.
1. Caitlin Lever	2007	94
2. Laura Williams	1997	87
3. Whitney Haller	2006	84
Jen Yee	2010	84
5. Whitney Haller	2007	81
Jen Yee	2007	81

DOUBLES	YEAR	NO.
1. Lindsay Wood	2002	27
2. Emma Kauf	2022	25
3. Caitlin Lever	2007	20
4. Amy Hosier	2006	19
5. Jen Yee	2009	18
Kelsi Weseman	2010	18
Breanna Roper	2019	18
Mallorie Black	2024	18

TRIPLES	YEAR	NO.
1. Laura Williams	1994	11
2. Laura Williams	1996	8
3. Laura Williams	1995	8
4. Stephanie Weitman	1994	6
Stephanie Webb	1994	6

Felicia Coursey	2002	6
-----------------	------	---

HOME RUNS	YEAR	NO.
1. Jen Yee	2010	29
2. Whitney Haller	2006	24
3. Kelsi Weseman	2011	21
4. Savannah Brown	2007	20
Brittany Barnes	2007	20
Hope Rush	2010	20

RBI	YEAR	NO.
1. Savannah Brown	2007	76
2. Brittany Barnes	2007	73
3. Whitney Haller	2006	72
4. Kelsi Weseman	2011	65
5. Jen Yee	2010	63

TOTAL BASES	YEAR	NO.
1. Jen Yee	2010	188
2. Whitney Haller	2006	171
3. Caitlin Lever	2007	155
4. Kelsi Weseman	2011	153
5. Tara Knudsen	2002	147

WALKS	YEAR	NO.
1. Jen Yee	2010	88
2. Amy Hosier	2006	52
Tricia Awald	2022	52
4. Sara Beth Allen	2024	51
5. Jen Yee	2009	41

STOLEN BASES	YEAR	NO.
1. Aileen Morales	2008	46
2. Aileen Morales	2005	44
3. Blair Shimandle	2008	38
4. Ashley Thomas	2013	37
5. Aileen Morales	2007	34

PITCHING

EARNED RUN AVG. (MIN 100 IP)	YEAR	NO.
1. Jessica Sallinger (214.1 IP)	2004	0.82
2. Kim Gulakowski (111.2 IP)	1991	0.94
3. Tiffany Goodman (111.1 IP)	2001	1.13
4. Erin Voeltz (174.2 IP)	2004	1.15
5. Jessica Sallinger (257.0 IP)	2002	1.17

ON BASE AVG. (MIN 100 IP)	YEAR	NO.
1. Jessica Sallinger	2003	.139
2. Jessica Sallinger	2004	.140
3. Jessica Sallinger	2005	.144
4. Tiffany Johnson	2009	.170
5. Jessica Sallinger	2002	.176

STRIKEOUTS/GAME (MIN 100 IP)	YEAR	NO.
1. Jessica Sallinger	2004	10.31
2. Jessica Sallinger	2005	9.89
3. Jessica Sallinger	2003	9.46
4. Jessica Sallinger	2002	9.18
5. Blake Neleman	2022	8.37

WINS	YEAR	NO.
1. Jessica Sallinger	2004	31
2. Jessica Sallinger	2005	28
3. Jessica Sallinger	2002	28
4. Hope Rush	2010	28
5. Hope Rush	2012	26

SAVES	YEAR	NO.
1. Whitney Haller	2006	6
2. Tiffany Johnson	2007	5

Dina El Sheshai	1991, 92, 93	5
Paige Lord	1989	5
Kristen Adkins	2011	5

APPEARANCES	YEAR	NO.
1. Morgan Bruce	2019	51
2. Jessica Sallinger	2005	43
Jessica Sallinger	2004	43
Mimi Utt	1999	43
Blake Neleman	2022	43

GAMES STARTED	YEAR	NO.
1. Jessica Sallinger	2005	41
2. Hope Rush	2012	40
Jessica Sallinger	2004	40
4. Mimi Utt	1999	38
5. Jessica Sallinger	2004	36
Emily Anderson	2018	36

COMPLETE GAMES	YEAR	NO.
1. Nikki Johnson	1994	38
2. Jessica Sallinger	2005	32
3. Jessica Sallinger	2002	32
4. Jessica Sallinger	2003	32
5. Hope Rush	2012	31

SHUTOUTS	YEAR	NO.
1. Jessica Sallinger	2005	16
2. Jessica Sallinger	2004	15
3. Jessica Sallinger	2002	12
4. Nikki Johnson	1994	11
5. Hope Rush	2012	10

INNINGS PITCHED	YEAR	NO.
1. Jessica Sallinger	2005	264.0
2. Jessica Sallinger	2002	257.0
3. Jessica Sallinger	2003	249.1
4. Hope Rush	2012	248.0
5. Emily Anderson	2018	244.0

STRIKEOUTS	YEAR	NO.
1. Jessica Sallinger	2005	373
2. Jessica Sallinger	2004	351
3. Jessica Sallinger	2003	337
4. Jessica Sallinger	2002	337
5. Blake Neleman	2022	220

FIELDING % (MIN 50 CHANCES)	YEAR	PCT.
1. Tasha Waugh (391)	2004	1.000
2. Lindsay Wood (308)	2003	1.000
3. Rebecca Prairie (150)	2018	1.000
4. Tricia Awald (149)	2020	1.000
5. Kori Jacobson (101)	2000	1.000

SEASON TEAM RECORDS

BATTING

Most Games Played: 70 (2002, 2006, 2007)
 Fewest Games Played: 23 (2020)
 Most Games Won: 54 (2007)
 Most Games Lost: 38 (1999)
 Longest Winning Streak: 19 (2007)
 Longest Losing Streak: 15 (1987)
 Highest Batting Average: 323 (2011)
 Lowest Batting Average: 211 (1990)
 Highest Slugging Pct.: 589 (2011)
 Lowest Slugging Pct.: 241 (1990)
 Highest On Base Pct.: 411 (2010)
 Lowest On Base Pct.: 251 (1990)
 Most Runs Scored: 451 (2007)
 Fewest Runs Scored: 105 (1987)
 Most Hits: 616 (2007)
 Fewest Hits: 169 (1987)
 Most Doubles: 104 (2019)
 Fewest Doubles: 4 (1987)
 Most Triples: 39 (1994)
 Fewest Triples: 2 (2021)
 Most Home Runs: 118 (2010)
 Fewest Home Runs: 0 (1989)
 Most Grand Slams: 9 (2010)
 Most Runs Batted In: 416 (2007)
 Fewest Runs Batted In: 61 (1987)
 Most Total Bases: 1,027 (2007)
 Fewest Total Bases: 191 (1987)
 Most Walks: 259 (2010)
 Fewest Walks: 50 (1993)
 Most Intentional Walks: 35 (2010)
 Most Stolen Bases: 159 (2005)
 Fewest Stolen Bases: 9 (2018)
 Most Stolen Base Attempts: 188 (2005)
 Most Sacrifice Hits: 64 (2000)
 Fewest Sacrifice Hits: 13 (2021)
 Most Shutouts Allowed: 14 (2015)
 Most Strikeouts Allowed: 385 (2003)

PITCHING

Lowest ERA: 0.97 (2004)
 Highest ERA: 5.37 (2013)
 Most Saves: 13 (2006)
 Fewest Saves: 1 (2004, 1998, 1994, 2014)
 Most Shutouts: 29 (2004)
 Fewest Shutouts: 0 (1987)
 Most Runs Allowed: 340 (2013)
 Fewest Runs Allowed: 100 (1989)
 Most Earned Runs Allowed: 271 (2013)
 Fewest Earned Runs Allowed: 46 (1989)
 Most Hits Allowed (per gm): 8.8 (2013)
 Fewest Hits Allowed (per gm): 4.2 (2004)
 Most Walks: 253 (2012)
 Fewest Walks: 13 (1994)
 Most Strikeouts: 536 (2004)
 Fewest Strikeouts: 67 (1987)
 Consecutive Scoreless IP: 45.0 (2004)

FIELDING

Highest Fielding Pct.: 978 (2023)
 Lowest Fielding Pct.: 896 (1988)
 Most Chances: 2,051 (2002)
 Fewest Chances: 904 (1987)
 Most Putouts: 1,482 (2002)
 Fewest Putouts: 544 (1987)
 Most Assists: 618 (1999)
 Fewest Assists: 245 (2015)
 Most Errors: 119 (1988)
 Fewest Errors: 30 (2023)
 Most Double Plays Turned: 40 (2006)
 Fewest Double Plays Turned: 6 (2015)

Most Caught Stealing By: 29 (2005)
 Fewest Caught Stealing By: 8 (2011, 2021)
 Most Stolen Bases Against: 77 (2021)
 Fewest Stolen Bases Against: 25 (1996)

SINGLE-GAME RECORDS

TEAM

Most Runs Scored: 26 vs. Delaware State, Feb. 26, 1999
 Most Runs Allowed: 20 at Georgia, April 3, 2013
 Largest Margin of Victory:
 25 (26-1) vs. Delaware State, Feb. 26, 1999
 Largest Margin of Defeat:
 19 (20-1, 5 innings) at Georgia, April 3, 2013
 Most Hits: 20 (4x); vs. Samford, Feb. 16, 1997
 vs. Georgia Southern, Feb. 15, 2000;
 vs. Radford, March 4, 2000
 vs. Pittsburgh, April 13, 2019
 Most Hits Allowed: 19, Georgia, March 29, 2006
 Most Home Runs: 6 vs. Virginia Tech, March 18, 2007
 Most Grand Slams
 2, (2x) last vs. North Carolina, March 20, 2010
 Most Hits in a Doubleheader: 37 vs. Samford, Feb. 16, 1997
 Most RBI: 23 vs. Delaware State, Feb. 20, 1999
 Most RBI Allowed: 20 at Georgia, April 3, 2013
 Most Errors: 8 (2x); vs. Eastern Michigan, Feb. 20, 1994;
 vs. Charlotte, March 8, 1994
 Longest Game: ... 13 innings, at Syracuse (L, 8-7) April 2, 2016

INDIVIDUAL

At Bats: 7, Samantha Pierannunzi at Syracuse, April 2, 2016
 Runs: 5, Lauren Schwartz vs. Delaware State, Feb. 26, 1999
 Hits: 5 (2x), Breanna Roper vs. Jacksonville, Feb. 10, 2019
 Caitlin Lever vs. Baylor, Feb. 23, 2007
 Doubles: 3 (3x); Katie Krzus at Virginia Tech, March 10, 2019
 Anne Knobbe vs. Samford, Feb. 18, 1998;
 Stephanie Webb vs. St. Francis, April 1, 1994
 Triples: 2 (9x); last by Maddie Lionberger
 at Maryland, Mar. 15, 2014
 Home Runs: 3 (3x); Caitlin Jordan at Virginia, April 23, 2011
 Savannah Brown vs. FSU, April 7, 2007
 Savannah Brown vs. Virginia, April 27, 2007
 Runs Batted In: 8, Draven Sonnon
 vs. Pitt, May 7, 2017
 Walks: 5, Jen Yee vs. NC State, May 1, 2010
 Stolen Bases: 4, Blair Shimandle vs. Georgia Southern, 3/24/09
 Jin Sileo vs. Kent State, February 25, 2023
 Innings Pitched: 12.2, Emily Anderson
 at Syracuse, April 2, 2016
 Strikeouts: 18, Kylie Kleinschmidt at Troy, March 3, 2015
 Strikeouts (7 inn.): 16, Erin Voeltz
 vs. Austin Peay, March 19, 2004
 Putouts: 20, Wendy Ezell vs. Mercer, March 13, 1990
 Assists: 10, Nikki Johnson
 vs. Coastal Carolina, March 25, 1994
 Errors: 5, Lori Steiner vs. Eastern Michigan, Feb. 20, 1994

NO-HITTERS

DATE	OPP.	SCORE	IP	PITCHER(S)
3/30/88	West Georgia	4-0	N/A**	N/A**
3/9/90	Georgia Baptist	2-0	7	Paige Lord (Sr.)
4/16/90	Hiwassee	2-0	7	Dina El Sheshai (Fr.)
4/19/91	Mercer	5-0	7	Kim Gulakowski (So.)
3/9/93	Winthrop	1-0	7	Kim Gulakowski (Jr.)
4/20/93	Georgia State	3-2	7	Laila Krastins (So.) Dina El Sheshai (Sr.)
2/17/96	Samford	12-0	5	Carey Schiller (Fr.)
2/25/96#	UNC-Charlotte	8-0	5	Erin Ryan (So.)
2/10/02	Gardner Webb	9-0	5	Jessica Sallinger (Fr.)
2/16/02	Georgia Southern	6-0	7	Jessica Sallinger (Fr.)
5/15/03#	Southern	9-0	5	Erin Voeltz (Jr.)
5/16/03	#17 Stanford	1-0	9	Jessica Sallinger (So.)
2/7/04	Louisiana-Monroe	9-0	5	Jessica Sallinger (Jr.)

2/21/04	Georgia State	6-0	7	Jessica Sallinger (Jr.)
3/7/04	Indiana	7-0	7	Jessica Sallinger (Jr.) Sarah Wood (Fr.)
4/13/04	#13 Alabama	1-0	7	Jessica Sallinger (Jr.)
2/5/05	Chattanooga	6-0	7	Jessica Sallinger (Sr.)
3/26/05	#24 Florida St.	2-0	7	Jessica Sallinger (Sr.)
2/19/06	Eastern Kentucky	8-0	5	Lacey Richardson (Fr.)
3/3/07	Lipscomb	11-1	5	Tiffany Johnson (So.) Sarah Wood (Sr.)
5/2/09#	Maryland	8-0	5	Tiffany Johnson (Sr.)
3/21/10	North Carolina	5-0	7	Hope Rush (Fr.)
4/2/10	Virginia Tech	15-1	5	Hope Rush (Fr.)
5/15/10	North Carolina	8-0	5	Hope Rush (Fr.)
2/20/15	Mount St. Mary's	12-2	5	Christina Biggerstaff (Fr.) Kylie Kleinschmidt (Sr.)
2/21/15	Savannah State	18-0	5	Christina Biggerstaff (Fr.) Kylie Kleinschmidt (Sr.)
4/11/15	North Carolina	0-1	7	Christina Biggerstaff (Fr.)
5/12/21	Syracuse	6-0	7	Blake Neleman (So.)

Denotes Perfect Game; ** No Box Score Available

GRAND SLAMS

DATE	OPPONENT	PLAYER
3/23/2004	Ohio	Tara Knudsten
3/3/2006	Marshall	Christine Sheridan
5/12/2006	Virginia	Caitlin Lever
2/20/2007	Gardner Webb (Game 1)	Brittany Barnes
2/20/2007	Gardner Webb (Game 1)	Whitney Haller
4/14/2007	Maryland	Savannah Brown
4/27/2007	Virginia	Brittany Barnes
3/22/2008	Coastal Carolina	Aileen Morales
2/13/2009	Florida Atlantic	Caroline Hilton
3/24/2009	Georgia Southern	Tiffany Johnson
2/13/2010	Canslus	Jessica Sinclair
2/19/2010	Northwestern	Kelsi Weseman
3/20/2010	North Carolina (Game 1)	Caitlin Jordan
3/20/2010	North Carolina (Game 1)	Kristine Priebe
3/23/2010	Houston	Kristine Priebe
4/3/2010	Virginia Tech	Kristine Priebe
4/14/2010	Kennesaw State	Hope Rush
4/24/2010	Florida State	Kate Kuzma
5/1/2010	NC State	Jen Yee
3/2/2011	Niagara	Kristine Priebe
3/22/2011	Winthrop	Kristine Priebe
3/26/2011	NC State	Alysha Rudnik
4/10/2011	Virginia Tech	Alysha Rudnik
4/15/2012	Florida State	Hope Rush
4/29/2012	Virginia Tech	Hope Rush
3/12/2014	Virginia	Colleen Darragh
4/12/2014	North Carolina	Samantha Pierannunzi
2/13/2015	Nebraska	Kelsey Chisholm
3/14/2015	Pittsburgh	Courtney Ziese
4/4/2015	Texas A&M	Karly Fuller
2/11/2017	#24 California	Katie Krzus
3/4/2017	#1 Florida State	Samantha Pierannunzi
5/7/2017	Pittsburgh	Draven Sonnon
2/16/2018	#22 Nebraska	Breanna Roper
3/10/2018	Virginia	Kelsey Chisholm
5/5/2018	Boston College	Breanna Roper
2/9/2019	UMass-Lowell	Skye Webb
3/15/2019	Virginia	Kaylee Ellebracht
4/3/2019	Georgia State	Skye Webb
4/13/2019	Pittsburgh	Cameron Stanford
4/21/2019	Louisville	Crosby Huckabay
3/11/2020	Mercer	Breanna Roper
3/6/2021	NC State	Tricia Awald
2/13/2021	Radford	Kennedy Cowden
4/9/2021	Louisville	Cameron Stanford
4/30/2021	Virginia	Tricia Awald
2/12/2022	Villanova	Tricia Awald
3/15/2022	#16 Georgia	Caroline Davis
2/14/2023	Georgia State	Mallorie Black
3/17/2023	Northern Iowa	Grace Connelly
4/18/2023	Georgia State	Grace Connelly
4/29/2023	North Carolina	Emma Minghini
2/11/2024	Longwood	Madison Dobbins

INFORMATION

SEASON LEADERS

2/11/2024	Longwood	Madison Dobbins
3/2/2024	Pitt	Madison Dobbins
3/10/24	NC State	Mallorie Black
3/20/24	Coastal	Madison Dobbins
4/6/24	Louisiana Tech	Mallorie Black

BATTING

BATTING AVERAGE

YEAR	PLAYER	AVG.
1987	Melissa Stitcher	.311
1988	Sherri Holder	.405
1989	Lori Stringer	.271
	Lisa Neal	.271
1990	Ropekia Gunn	.271
1991	Wendy Ezell	.361
1992	Stephanie Weitman	.352
1993	Stephanie Webb	.322
1994	Laura Williams	.402
1995	Laura Williams	.380
1996	Laura Williams	.413
1997	Laura Williams	.478
1998	Erin Hawley	.324
1999	Anne Knobbe	.362
2000	Anne Knobbe	.383
2001	Tara Knudsen	.259
2002	Tara Knudsen	.374
2003	Tara Knudsen	.309
2004	Tara Knudsen	.392
2005	Christine Sheridan	.380
2006	Whitney Haller	.393
2007	Caitlin Lever	.452
2008	Aileen Morales	.349
2009	Jen Yee	.415
2010	Jen Yee	.568
2011	Kelsi Weseman	.424
2012	Kelsi Weseman	.404
2013	Ashley Thomas	.417
2014	Ashley Thomas	.381
2015	Samantha Pierannunzi	.306
2016	Courtney Ziese	.307
2017	Jessica Kowalewicz	.325
2018	Cameron Stanford	.292
2019	Breanna Roper	.364
2020*	Tricia Awald	.292
2021	Tricia Awald	.411
2022	Tricia Awald	.393
2023	Emma Kauf	.354
2024	Mallorie Black	.373

HITS

YEAR	PLAYER	NO.
1987	Melissa Stitcher	24
1988	Suzanne Whitworth	33
1989	Suzanne Whitworth	29
1990	Juanita Albarado	38
1991	Wendy Ezell	56
1992	Juanita Albarado	55
1993	Stephanie Webb	59
1994	Stephanie Weitman	68
1995	Laura Williams	70
1996	Laura Williams	69
1997	Laura Williams	87
1998	Lauren Webb	49
1999	Anne Knobbe	64
2000	Anne Knobbe	64
2001	Tara Knudsen	35
2002	Tara Knudsen	80
2003	Tara Knudsen	56
2004	Tara Knudsen	71
2005	Caitlin Lever	68
2006	Whitney Haller	84
2007	Caitlin Lever	94
2008	Aileen Morales	66
2009	Jen Yee	73
2010	Jen Yee	84
2011	Kelsi Weseman	67

2012	Ashley Thomas	57
2013	Ashley Thomas	75
2014	Ashley Thomas	56
2015	Samantha Pierannunzi	44
2016	Courtney Ziese	50
2017	Jessica Kowalewicz	55
2018	Katie Krzus	46
2019	Breanna Roper	71
2020*	Emma Kauf	21
2021	Tricia Awald	51
2022	Emma Kauf	71
2023	Emma Kauf	56
2024	Mallorie Black	62

RUNS

YEAR	PLAYER	NO.
1987	Mandy Brown	19
1988	Suzanne Whitworth	20
1989	Lori Stringer	14
	Lisa Neal	14
1990	Shannon Shelton	20
1991	Ropekia Gunn	43
1992	Juanita Albarado	33
1993	Stephanie Webb	43
1994	Laura Williams	46
1995	Laura Williams	41
1996	Laura Williams	37
1997	Laura Williams	39
1998	Lauren Webb	27
1999	Lauren Schwartz	41
2000	Anne Knobbe	32
2001	Jamie Frost	21
2002	Tara Knudsen	46
2003	Tara Knudsen	31
2004	Soraya Reddick	44
2005	Aileen Morales	40
2006	Whitney Haller	63
2007	Aileen Morales	73
2008	Aileen Morales	48
2009	Jen Yee	64
2010	Jen Yee	93
2011	Kelsi Weseman	51
2012	Ashley Thomas	46
2013	Ashley Thomas	57
2014	Ashley Thomas	44
2015	Samantha Pierannunzi	26
	Katie Johnsky	26
2016	Samantha Pierannunzi	29
2017	Jessica Kowalewicz	41
2018	Katie Krzus	46
2019	Breanna Roper	49
2020*	Emma Kauf	15
	Breanna Roper	15
2021	Breanna Roper	42
2022	Emma Kauf	37
	Jin Sileo	37
2023	Emma Kauf	43
2024	Mallorie Black	54

RBI

YEAR	PLAYER	NO.
1987	Melissa Stitcher	10
1988	Sherri Holder	13
1989	Wendy Ezell	11
1990	Juanita Albarado	18
1991	Jan Hulsey	29
1992	Jan Hulsey	24
1993	Juanita Albarado	25
1994	Stephanie Weitman	37
1995	Stephanie Weitman	41
1996	Stephanie Webb	43
1997	Lauren Webb	32
1998	Anne Knobbe	34
1999	Anne Knobbe	62
2000	Anne Knobbe	51
2001	Tasha Waugh	19
2002	Tara Knudsen	51
2003	Tara Knudsen	39
2004	Tara Knudsen	42

2005	Amy Hosier	39
2006	Whitney Haller	72
2007	Savannah Brown	76
2008	Whitney Haller	39
2009	Whitney Haller	55
2010	Jen Yee	63
2011	Kelsi Weseman	65
2012	Hope Rush	43
2013	Hope Rush	52
2014	Alysha Rudnik	42
2015	Courtney Ziese	31
2016	Courtney Ziese	33
2017	Kelsey Chisholm	41
2018	Katie Krzus	33
2019	Crosby Huckabay	49
2020*	Crosby Huckabay	16
2021	Cameron Stanford	36
2022	Tricia Awald	43
2023	Sara Beth Allen	35
2024	Mallorie Black	61

DOUBLES

YEAR	PLAYER	NO.
1987	Sherri Holder	2
1988	Wendy Ezell	4
1989	Paige Lord	4
1990	Juanita Albarado	6
1991	Jan Hulsey	10
1992	Juanita Albarado	8
1993	Stephanie Weitman	9
1994	Paige Bolton	6
1995	Stephanie Weitman	11
1996	Terri Bolden	12
	Stephanie Webb	12
	Lori Steiner	12
1997	Lauren Webb	14
1998	Lauren Webb	9
1999	Anne Knobbe	11
2000	Anne Knobbe	12
2001	Erin Hawley	10
2002	Lindsay Wood	27
2003	Tara Knudsen	12
2004	Tara Knudsen	15
2005	Amy Hosier	12
2006	Amy Hosier	19
2007	Caitlin Lever	20
2008	Aileen Morales	11
2009	Jen Yee	18
2010	Kelsi Weseman	18
2011	Kelsi Weseman	17
2012	Kate Kuzma	10
2013	Alysha Rudnik	15
2014	Alysha Rudnik	11
2015	Katie Johnsky	8
	Samantha Pierannunzi	8
2016	Maddie Lionberger	8
2017	Jessica Kowalewicz	12
2018	Cameron Stanford	13
2019	Breanna Roper	18
2020*	Tricia Awald	8
2021	Breanna Roper	9
2022	Emma Kauf	25
2023	Emma Kauf	14
2024	Jin Sileo	18

TRIPLES

YEAR	PLAYER	NO.
1987	Robin Swats	2
1988	Sherri Holder	3
1989	Paige Lord	3
1990	Cindy Self	1
	Shannon Shelton	1
	Juanita Albarado	1
1991	Ropekia Gunn	4
1992	Jan Hulsey	4
1993	Jan Hulsey	5
1994	Laura Williams	11
1995	Laura Williams	8
1996	Laura Williams	8

1997	Laura Williams	4
1998	Lauren Webb	3
1999	Ellen Styer	5
2000	Kori Jacobson	3
	Ellen Styer	3
	Erin Hawley	3
2001	Soraya Reddick	2
2002	Felicia Coursey	6
2003	Katie Donovan	2
	Felicia Coursey	2
2004	Tara Knudsen	2
2005	Caitlin Lever	3
2006	Blair Shimandle	4
2007	Caitlin Lever	4
2008	Aileen Morales	5
2009	Tiffany Johnson	3
2010	Jessica Sinclair	2
2011	Kelsi Weseman	3
	Kristine Priebe	3
	Ashley Thomas	3
2012	Alysha Rudnik	2
	Ashley Thomas	2
2013	Ashley Thomas	4
2014	Maddie Lionberger	3
	Katie Johnsky	3
	Hayley Downs	3
2015	Samantha Pierannunzi	3
2016	Maddie Lionberger	2
2017	Samantha Pierannunzi	2
2018	Draven Sonnon	3
2019	Drew Puckett	2
2020*	Lilly Hooper	2
2021	Emma Kauf	2
2022	Emma Kauf	2
2023	Emma Kauf	4
2024	Jin Sileo	2
	Madison Dobbins	2
	Sara Beth Allen	2

HOME RUNS

YEAR	PLAYER	NO.
1987	Sherri Holder	1
	Mandy Brown	1
1988	Sherri Holder	1
1989	--	--
1990	Amy Bishop	1
	Ropekia Gunn	1
1991	Jan Hulsey	1
	Ropekia Gunn	1
1992	Stephanie Weitman	3
1993	Jan Hulsey	3
1994	Terri Bolden	6
1995	Stephanie Weitman	4
1996	Laura Williams	4
1997	Anne Knobbe	4
1998	Anne Knobbe	9
1999	Anne Knobbe	10
2000	Anne Knobbe	16
2001	Tasha Waugh	5
	Tara Knudsen	5
2002	Tara Knudsen	16
2003	Tara Knudsen	13
2004	Tara Knudsen	12
2005	Savannah Brown	6
2006	Whitney Haller	24
2007	Savannah Brown	20
2008	Brittany Barnes	12
2009	Jen Yee	16
2010	Jen Yee	29
2011	Kelsi Weseman	21
2012	Kelsi Weseman	13
2013	Hope Rush	17
2014	Alysha Rudnik	11
2015	Courtney Ziese	7
2016	Courtney Ziese	11
2017	Samantha Pierannunzi	11
	Kelsey Chisholm	11
2018	Katie Krzus	9
	Draven Sonnon	9

*2020 Season shortened due to COVID-19

SEASON LEADERS

2019	Cameron Stanford.....	13
2020*	Emma Kauf.....	6
2021	Tricia Awald.....	11
2022	Tricia Awald.....	9
2023	Sara Beth Allen.....	13
2024	Mallorie Black.....	19

WALKS

YEAR	PLAYER	NO.
1987	Lori Stringer.....	18
1988	Lori Stringer.....	20
1989	Shannon Shelton.....	18
1990	Lori Stringer.....	14
1991	Ropekia Gunn.....	16
	Shannon Shelton.....	16
1992	Andrea Harper.....	12
	Shannon Shelton.....	12
1993	Juanita Albarado.....	8
	Christie Camp.....	8
1994	Stephanie Webb.....	15
1995	Stephanie Webb.....	15
1996	Laura Williams.....	20
1997	Lauren Webb.....	13
1998	Anne Knobbe.....	17
	Lauren Webb.....	17
1999	Anne Knobbe.....	21
2000	Anne Knobbe.....	26
2001	Jamie Frost.....	16
	Tasha Waugh.....	16
2002	Tara Knudsen.....	37
2003	Tara Knudsen.....	33
2004	Tara Knudsen.....	39
2005	Christine Sheridan.....	35
2006	Amy Hosier.....	52
2007	Caitlin Lever.....	32
	Savannah Brown.....	32
2008	Aileen Morales.....	22
2009	Jen Yee.....	41
2010	Jen Yee.....	88
2011	Kelsi Weseman.....	25
2012	Kelsi Weseman.....	38
2013	Hope Rush.....	38
2014	Alysha Rudnik.....	26
2015	Katie Johnsky.....	29
2016	Samantha Pierannunzi.....	29
2017	Samantha Pierannunzi.....	35
2018	Cameron Stanford.....	32
	Katie Krzus.....	32
2019	Tricia Awald.....	39
2020*	Cameron Stanford.....	13
2021	Tricia Awald.....	34
2022	Tricia Awald.....	52
2023	Sara Beth Allen.....	33
2024	Sara Beth Allen.....	51

STOLEN BASES

YEAR	PLAYER	SB-ATT
1987	Lori Stringer.....	10
1988	Lori Stringer.....	9
1989	Lori Stringer.....	6
1990	Ropekia Gunn.....	15-21
1991	Ropekia Gunn.....	22-26
1992	Ropekia Gunn.....	12-16
1993	Stephanie Webb.....	13-19
1994	Laura Williams.....	26-28
1995	Laura Williams.....	25-28
1996	Laura Williams.....	32-34
1997	Laura Williams.....	27-31
1998	Lauren Schwartz.....	26-30
1999	Lauren Schwartz.....	16-18
2000	Heather Sumrow.....	8-12
2001	Soraya Reddick.....	7-10
2002	Soraya Reddick.....	14-16
2003	Felicia Coursey.....	11-17
2004	Soraya Reddick.....	20-23
2005	Aileen Morales.....	44-49

2006	Aileen Morales.....	30-35
2007	Aileen Morales.....	34-41
2008	Aileen Morales.....	46-48
2009	Blair Shimandle.....	23-27
2010	Jen Yee.....	21-22
2011	Christy Jones.....	33-38
2012	Ashley Thomas.....	31-40
2013	Ashley Thomas.....	37-46
2014	Hayley Downs.....	20-21
2015	Chelsie Thomas.....	10-13
2016	Samantha Pierannunzi.....	15
2017	Samantha Pierannunzi.....	6-8
	Kelsey Chisholm.....	6-7
2018	Skye Webb.....	3-4
2019	Skye Webb.....	12-13
2020*	Emma Kauf.....	7-9
2021	Jin Sileo.....	12-15
2022	Jin Sileo.....	18-21
	Auburn Dupree.....	18-21
2023	Ela Edgmon.....	18-19
2024	Jin Sileo.....	12-12

SLUGGING PERCENTAGE

YEAR	PLAYER	PCT.
1987	Sherri Holder.....	.356
1988	Sherri Holder.....	.557
1989	Paige Lord.....	.371
1990	Ropekia Gunn.....	.310
1991	Jan Hulsey.....	.453
1992	Stephanie Weitman.....	.484
1993	Stephanie Webb.....	.431
1994	Laura Williams.....	.603
1995	Stephanie Weitman.....	.521
1996	Laura Williams.....	.617
1997	Laura Williams.....	.593
1998	Lauren Webb.....	.527
1999	Anne Knobbe.....	.605
2000	Anne Knobbe.....	.743
2001	Tara Knudsen.....	.407
2002	Tara Knudsen.....	.687
2003	Tara Knudsen.....	.591
2004	Tara Knudsen.....	.696
2005	Christine Sheridan.....	.380
2006	Whitney Haller.....	.799
2007	Caitlin Lever.....	.745
2008	Aileen Morales.....	.556
2009	Jen Yee.....	.813
2010	Jen Yee.....	1.270
2011	Kelsi Weseman.....	.968
2012	Kelsi Weseman.....	.772
2013	Alysha Rudnik.....	.676
2014	Alysha Rudnik.....	.674
2015	Courtney Ziese.....	.504
2016	Courtney Ziese.....	.552
2017	Samantha Pierannunzi.....	.551
2018	Cameron Stanford.....	.549
2019	Katie Krzus.....	.677
2020*	Crosby Huckabay.....	.569
2021	Tricia Awald.....	.726
2022	Tricia Awald.....	.703
2023	Emma Kauf.....	.627
2024	Mallorie Black.....	.825

ON-BASE PERCENTAGE

YEAR	PLAYER	PCT.
1987	--	--
1988	--	--
1989	--	--
1990	--	--
1991	Ropekia Gunn.....	.396
1992	--	--
1993	--	--
1994	--	--
1995	Laura Williams.....	.418
1996	Laura Williams.....	.479
1997	Laura Williams.....	.503

1998	Erin Hawley.....	408
1999	Anne Knobbe.....	441
2000	Anne Knobbe.....	467
2001	Tara Knudsen.....	320
2002	Tara Knudsen.....	464
2003	Tara Knudsen.....	427
2004	Tara Knudsen.....	507
2005	Christine Sheridan.....	485
2006	Amy Hosier.....	513
2007	Caitlin Lever.....	526
2008	Aileen Morales.....	429
2009	Jen Yee.....	534
2010	Jen Yee.....	732
2011	Kelsi Weseman.....	538
2012	Kelsi Weseman.....	583
2013	Ashley Thomas.....	516
2014	Ashley Thomas.....	480
2015	Samantha Pierannunzi.....	422
2016	Maddie Lionberger.....	365
	Samantha Pierannunzi.....	365
2017	Jessica Kowalewicz.....	419
2018	Cameron Stanford.....	419
2019	Tricia Awald.....	463
2020*	Tricia Awald.....	410
2021	Tricia Awald.....	555
2022	Tricia Awald.....	568
2023	Emma Minghini.....	448
2024	Sara Beth Allen.....	522

DEFENSE

PUTOUTS

YEAR	PLAYER	NO.
1987	Lori Tannebaum.....	102
1988	Wendy Ezell.....	211
1989	Wendy Ezell.....	243
1990	Wendy Ezell.....	291
1991	Wendy Ezell.....	314
1992	Lynne Borosky.....	380
1993	Lynne Borosky.....	368
1994	Lynne Borosky.....	419
1995	Lori Steiner.....	156
1996	Lori Steiner.....	380
1997	Lori Steiner.....	308
1998	Anne Knobbe.....	160
1999	Abby Blockford.....	322
2000	Erin Hawley.....	171
2001	Erin Hawley.....	386
2002	Lindsay Wood.....	420
2003	Katie Donovan.....	303
2004	Tasha Waugh.....	375
2005	Savannah Brown.....	386
2006	Whitney Haller.....	424
2007	Whitney Haller.....	401
2008	Whitney Haller.....	390
2009	Whitney Haller.....	386
2010	Kristine Priebe.....	396
2011	Kristine Priebe.....	330
2012	Alysha Rudnik.....	277
2013	Karly Fullem.....	258
2014	Karly Fullem.....	303
2015	Courtney Ziese.....	239
2016	Katie Krzus.....	299
2017	Kaylee Ellebracht.....	205
2018	Katie Krzus.....	265
2019	Tricia Awald.....	357
2020*	Tricia Awald.....	146
2021	Tricia Awald.....	281
2022	Emma Kauf.....	325
2023	Abby Hughes.....	224
2024	Reese Hunter.....	233

ASSISTS

YEAR	PLAYER	NO.
1987	Melissa Stitche.....	78
1988	Kim Wells.....	74

1989	Kathryn Riddlehoover.....	83
1990	Lisa Neal.....	188
1991	Christie Camp.....	126
1992	Mechelle Rolin.....	132
1993	Christie Camp.....	157
1994	Nikki Johnson.....	155
1995	Laura Williams.....	132
1996	Stephanie Webb.....	107
1997	Laura Williams.....	126
1998	Ellen Styer.....	117
	Lauren Webb.....	117
	Ellen Styer.....	153
1999	Jamie Frost.....	121
2000	Jamie Frost.....	142
2001	Jamie Frost.....	153
2002	Felicia Coursey.....	74
2003	Kirin Kumar.....	83
2004	Katie Donovan.....	90
2005	Christine Sheridan.....	143
2006	Aileen Morales.....	117
2007	Aileen Morales.....	109
2008	Tiffany Johnson.....	129
2009	Tiffany Johnson.....	129
2010	Kelsi Weseman.....	152
2011	Kelsi Weseman.....	121
2012	Ashley Thomas.....	119
2013	Ashley Thomas.....	148
2014	Ashley Thomas.....	115
2015	Ashley Thomas.....	77
2016	Kelsey Chisholm.....	139
2017	Malea Bell.....	97
2018	Kelsey Chisholm.....	72
2019	Bailee Zeitler.....	102
2020*	Bailee Zeitler.....	42
2021	Jin Sileo.....	84
2022	Mallorie Black.....	94
2023	Mallorie Black.....	74
	Grace Connelly.....	74
2024	Jin Sileo.....	117

FIELDING PERCENTAGE

YEAR	PLAYER	PCT.
1987	Lori Tannebaum.....	.991
1988	Lori Stringer.....	.973
1989	Misty Reeder.....	.974
1990	Paige Lord.....	1.000
	Jan Hulsey.....	1.000
	Wendy Ezell.....	.988
1991	--	--
1992	--	--
1993	--	--
1994	--	--
1995	Erin Ryan.....	.990
1996	Lori Steiner.....	.985
1997	Lori Steiner.....	.985
1998	Erin Wall.....	1.000
1999	Heather Sumrow.....	.986
2000	Kori Jacobson.....	1.000
2001	Erin Hawley.....	.990
2002	Lindsay Wood.....	.994
2003	Lindsay Wood.....	1.000
2004	Tasha Waugh.....	1.000
2005	Savannah Brown.....	.993
2006	Kristina Hull.....	.985
2007	Whitney Haller.....	.993
2008	Blair Shimandle.....	1.000
2009	Jessica Weaver.....	.988
2010	Kristine Priebe.....	.988
2011	Kristine Priebe.....	.997
2012	Shannon Bear.....	1.000
2013	Karly Fullem.....	.993
2014	Karly Fullem.....	.991
2015	Samantha Pierannunzi.....	1.000
2016	Katie Krzus.....	.997
2017	Drew Puckett.....	1.000
	Isabella Many.....	1.000
2018	Rebecca Prairie.....	1.000
2019	Rebecca Prairie.....	.993

*2020 Season shortened due to COVID-19

SEASON LEADERS

INFORMATION

2020*	Tricia Awald	1.000
	Cameron Stanford	1.000
	Kennedy Cowden	1.000
2021	Cameron Stanford	1.000
	Breanna Roper	1.000
	Morgan Bruce	1.000
2022	Sarah Beth Allen	1.000
	Lexi Ray	1.000
	Palmer Pinholster	1.000
2023	Abby Hughes.....	.996
2024	Chandler Dennis.....	1.000
	Brionna Condon.....	1.000
	Sandra Beth Pritchett.....	1.000
	Sophia Voyles.....	1.000

2002	Jessica Sallinger	32
2003	Jessica Sallinger	32
2004	Jessica Sallinger	27
2005	Jessica Sallinger	32
2006	Sarah Wood	6
2007	Whitney Humphreys	11
2008	Whitney Humphreys	22
2009	Kristen Adkins	17
2010	Hope Rush	28
2011	Kristen Adkins	13
2012	Hope Rush	31
2013	Hope Rush	18
2014	Kylie Kleinschmidt	20
2015	Kylie Kleinschmidt	15
2016	Emily Anderson	20
	Jenna Goodrich	20
2017	Emily Anderson	14
2018	Emily Anderson	27
2019	Morgan Bruce.....	10
2020*	Blake Neleman	6
2021	Blake Neleman	10
2022	Blake Neleman	11
2023	Chandler Dennis.....	15
2024	Blake Neleman	2
	Chandler Dennis.....	2

1995	Laura Brown	26
1996	Carey Schiller	16
1997	Carey Schiller	28
1998	Beth Warren	27
1999	Jamie Smith	73
2000	Tiffany Goodman	93
2001	Tiffany Goodman	18
2002	Tiffany Goodman	28
2003	Jessica Sallinger	45
2004	Jessica Sallinger	28
2005	Sarah Wood	34
2006	Whitney Humphreys	52
2007	Sarah Wood	45
2008	Tiffany Johnson.....	25
2009	Tiffany Johnson.....	35
2010	Kristen Adkins.....	29
2011	Kristen Adkins.....	36
2012	Hope Rush.....	71
2013	Kylie Kleinschmidt	88
2014	Kylie Kleinschmidt.....	69
2015	Emily Anderson	51
2016	Emily Anderson	69
2017	Brooke Barfield.....	91
2018	Brooke Barfield.....	22
2019	Amber Johns.....	38
2020*	Blake Neleman	13
2021	Morgan Bruce.....	41
2022	Chandler Dennis.....	54
2023	Chandler Dennis.....	75
2024	Kinsey Norton.....	47

1990	Misty Reeder	32
1991	Misty Reeder	24
1992	Kim Gulakowski	35
1993	Kim Gulakowski	46
1994	Laura Brown	14
1995	Laura Brown.....	25
1996	Laura Brown	9
1997	Carey Schiller	26
1998	Beth Warren	35
1999	Jamie Smith	46
2000	Jamie Smith	54
2001	Mimi Utt	8
2002	Tiffany Goodman	18
2003	Erin Voeltz	59
2004	Erin Voeltz	31
2005	Sarah Wood	16
2006	Whitney Humphreys	24
2007	Tiffany Johnson	59
2008	Tiffany Johnson	26
2009	Jessica Coan.....	34
2010	Kristen Adkins.....	35
	Jessica Coan	35
2011	Lindsay Anderson	56
2012	Kylie Kleinschmidt.....	88
2013	Hope Rush	79
2014	Kanani Cabrales	54
2015	Emily Anderson	43
2016	Emily Anderson	64
2017	Jenna Goodrich	72
2018	Naomi Dickerson.....	11
2019	Amber Johns.....	24
2020*	Morgan Bruce.....	15
2021	Madison McPherson.....	17
2022	Chandler Dennis.....	62
2023	Chandler Dennis.....	67
2024	Kinsey Norton	49

PITCHING

GAMES STARTED

YEAR	PLAYER	NO.
1987	Paige Lord	16
1988	Julie Jones	23
1989	Paige Lord	18
1990	Paige Lord	24
1991	Misty Reeder	23
1992	Dina El Sheshai	21
1993	Kim Gulakowski	21
1994	Nikki Johnson.....	32
1995	Erin Ryan	20
1996	Erin Ryan	17
1997	Jamie Smith	19
1998	Erin Ryan	26
1999	Mimi Utt.....	38
2000	Jamie Smith	29
	Tiffany Goodman.....	29
2001	Erin Voeltz	26
2002	Jessica Sallinger	36
2003	Jessica Sallinger	35
2004	Jessica Sallinger	40
2005	Jessica Sallinger	41
2006	Sarah Wood	30
2007	Whitney Humphreys	30
2008	Whitney Humphreys	35
2009	Kristen Adkins.....	28
2010	Hope Rush	32
2011	Kristen Adkins	27
2012	Hope Rush.....	40
2013	Hope Rush.....	27
2014	Kylie Kleinschmidt.....	31
2015	Kylie Kleinschmidt.....	30
2016	Jenna Goodrich	29
2017	Emily Anderson	27
2018	Emily Anderson	36
2019	Morgan Bruce.....	31
2020*	Morgan Bruce.....	9
	Blake Neleman	9
2021	Madison McPherson.....	28
2022	Blake Neleman	27
2023	Blake Neleman	27
2024	Sophia Voyles.....	18

INNINGS PITCHED

YEAR	PLAYER	NO.
1987	Lisa Neal.....	110.2
1988	Julie Jones	147.1
1989	Misty Reeder	137.2
1990	Paige Lord	151.0
1991	Misty Reeder	155.2
1992	Kim Gulakowski	155.1
1993	Kim Gulakowski	151.1
1994	Nikki Johnson.....	210.1
1995	Amy Robertson.....	163.0
1996	Erin Ryan	132.1
1997	Beth Warren	127.0
1998	Erin Ryan	189.0
1999	Mimi Utt	240.2
2000	Jamie Smith	223.1
2001	Erin Voeltz	200.0
2002	Jessica Sallinger	257.0
2003	Jessica Sallinger	249.1
2004	Jessica Sallinger	238.1
2005	Jessica Sallinger	264.0
2006	Sarah Wood	166.0
2007	Whitney Humphreys	167.0
2008	Whitney Humphreys	226.2
2009	Kristen Adkins.....	182.1
2010	Hope Rush	222.1
2011	Kristen Adkins.....	160.1
2012	Hope Rush.....	248.0
2013	Hope Rush.....	178.1
2014	Kylie Kleinschmidt.....	174.2
2015	Kylie Kleinschmidt.....	156.1
2016	Jenna Goodrich	195.2
2017	Emily Anderson	159.1
2018	Emily Anderson	244.0
2019	Morgan Bruce.....	177.1
2020*	Blake Neleman	62.2
2021	Blake Neleman	106.2
2022	Blake Neleman	184.1
2023	Blake Neleman	147.0
2024	Sophia Voyles.....	86.2

ERA (MIN 50 IP)

YEAR	PLAYER	NO.
1987	Paige Lord	2.50
1988	Julie Jones	2.23
1989	Misty Reeder	1.27
1990	Dina El Sheshai	1.51
1991	Kim Gulakowski	0.94
1992	Kim Gulakowski	1.58
1993	Dina El Sheshai	1.97
1994	Nikki Johnson.....	1.30
1995	Amy Robertson	1.46
1996	Erin Ryan	1.59
1997	Carey Schiller	2.35
1998	Carey Schiller	2.13
1999	Mimi Utt.....	2.70
2000	Jamie Smith	3.07
2001	Tiffany Goodman	1.13
2002	Jessica Sallinger	1.17
2003	Jessica Sallinger	1.26
2004	Jessica Sallinger	0.82
2005	Jessica Sallinger	1.19
2006	Sarah Wood	2.87
2007	Tiffany Johnson	2.22
2008	Whitney Humphreys	2.13
2009	Kristen Adkins	1.69
2010	Hope Rush	1.98
2011	Kristen Adkins	1.57
2012	Hope Rush	2.00
2013	Hope Rush	4.04
2014	Kylie Kleinschmidt	2.77
2015	Kylie Kleinschmidt	4.39
2016	Emily Anderson	3.02
2017	Emily Anderson	3.91
2018	Emily Anderson	2.24
2019	Morgan Bruce.....	3.87
2020*	Blake Neleman	1.45
2021	Blake Neleman	3.87
2022	Blake Neleman	2.51
2023	Blake Neleman	3.95
2024	Sophia Voyles.....	3.88

COMPLETE GAMES

YEAR	PLAYER	NO.
1987	Lisa Neal.....	13
1988	Julie Jones	18
1989	--	--
1990	Paige Lord	16
1991	Kim Gulakowski	11
1992	Kim Gulakowski	15
1993	Kim Gulakowski	15
1994	Nikki Johnson.....	29
1995	Amy Robertson.....	14
1996	Erin Ryan	11
1997	Jamie Smith	10
1998	Erin Ryan	22
1999	Mimi Utt.....	26
2000	Jamie Smith.....	25
2001	Erin Voeltz	25

FEWEST ER (MIN 50 IP)

YEAR	PLAYER	NO.
1987	--	--
1988	Julie Jones	47
1989	Paige Lord	21
1990	Misty Reeder	22
1991	Kim Gulakowski	15
1992	Laila Krastins	22
1993	Laila Krastins	18
1994	Laila Krastins	9

FEWEST WALKS (MIN 50 IP)

YEAR	PLAYER	NO.
1987	Lisa Neal.....	84
1988	Julie Jones	75
1989	Misty Reeder	32

STRIKEOUTS (MIN 50 IP)

YEAR	PLAYER	NO.
1987	Lisa Neal.....	36
1988	Julie Jones	86
1989	Misty Reeder	59
1990	Dina El Sheshai	76
1991	Misty Reeder	93
1992	Kim Gulakowski	65
1993	Dina El Sheshai	73
1994	Nikki Johnson.....	127
1995	Amy Robertson.....	81
1996	Erin Ryan	94
1997	Jamie Smith	35
1998	Erin Ryan	107
1999	Mimi Utt.....	123
2000	Tiffany Goodman	51
2001	Erin Voeltz	119
2002	Jessica Sallinger	337
2003	Jessica Sallinger	337
2004	Jessica Sallinger	351
2005	Jessica Sallinger	373
2006	Sarah Wood	98
2007	Tiffany Johnson.....	188
2008	Whitney Humphreys	160
2009	Tiffany Johnson.....	138
2010	Hope Rush.....	170
2011	Kristen Adkins.....	138
2012	Hope Rush.....	146
2013	Hope Rush.....	75
2014	Kylie Kleinschmidt.....	170
2015	Kylie Kleinschmidt.....	170
2016	Jenna Goodrich	120
2017	Emily Anderson	111
2018	Emily Anderson	193
2019	Morgan Bruce.....	138
2020*	Blake Neleman	77
2021	Blake Neleman	111
2022	Blake Neleman	220
2023	Blake Neleman	153
2024	Blake Neleman	69

*2020 Season shortened due to COVID-19

SEASON LEADERS

WINS (MIN 50 IP)

YEAR	PLAYER	NO.
1987	Lisa Neal.....	4
1988	Julie Jones	7
1989	Misty Reeder	10
1990	Paire Lord	11
1991	Misty Reeder	17
1992	Dina El Sheshai	13
1993	Dina El Sheshai	11
1994	Nikki Johnson.....	17
1995	Laura Brown.....	11
1996	Jamie Smith	11
1997	Jamie Smith.....	9
1998	Erin Ryan	13
1999	Mimi Utt	13
2000	Jamie Smith	14
2001	Erin Voeltz	12
2002	Jessica Sallinger	28
2003	Jessica Sallinger	22
2004	Jessica Sallinger	31
2005	Jessica Sallinger	28
2006	Sarah Wood	20
2007	Whitney Humphreys	23
2008	Whitney Humphreys	20
2009	Kristen Adkins.....	24
2010	Hope Rush	28
2011	Kristen Adkins	20
2012	Hope Rush	26
2013	Hope Rush	13
2014	Kylie Kleinschmidt	15
2015	Christina Biggerstaff	7
2016	Jenna Goodrich	11
2017	Emily Anderson	10
2018	Emily Anderson	19
2019	Morgan Bruce.....	17
2020*	Blake Neleman	9
2021	Blake Neleman	12
2022	Chandler Dennis.....	16
2023	Chandler Dennis.....	13
2024	Sophia Voyles	9
	Kinsey Norton.....	9

2019	Morgan Bruce.....	.548
2020*	Blake Neleman900
2021	Blake Neleman600
2022	Chandler Dennis.....	.727
2023	Chandler Dennis.....	.591
2024	Sophia Voyles.....	.750

W-L PERCENTAGE (MIN 50 IP)

YEAR	PLAYER	NO.
1987	Lisa Neal235
1988	Julie Jones318
1989	Misty Reeder588
1990	Paige Lord478
1991	Kim Gulakowski929
1992	Dina El Sheshai619
1993	Dina El Sheshai611
1994	Laila Krastins	1.000
1995	Laura Brown733
1996	Jamie Smith786
1997	Jamie Smith500
1998	Beth Warren444
1999	Beth Warren500
2000	Jamie Smith438
2001	Tiffany Goodman500
2002	Jessica Sallinger757
2003	Erin Voeltz684
2004	Jessica Sallinger756
2005	Sarah Wood789
2006	Whitney Humphreys720
2007	Sarah Wood800
2008	Whitney Humphreys541
2009	Tiffany Johnson824
2010	Jessica Coan.....	.938
2011	Lindsay Anderson867
2012	Hope Rush.....	.684
2013	Kylie Kleinschmidt500
2014	Kylie Kleinschmidt536
2015	Christina Biggerstaff500
2016	Emily Anderson435
2017	Emily Anderson417
2018	Emily Anderson528

TEAM YEAR BY YEAR STATISTICS

BATTING & DEFENSE

YEAR	G	AB	BA	R	H	2B	3B	HR	RBI	SLG	OBP	SH	SF	BB	SO	HBP	SB-SBA	PO	A	E	F%
1987	31	714	.230	92	164	3	1	0	62	.237	--	--	--	99	80	4	51	559	271	67	.925
1988	38	956	.250	114	239	23	9	1	81	.296	--	--	--	84	94	7	25-33	722	299	119	.896
1989	36	833	.217	97	181	16	9	0	76	.256	--	--	--	95	89	7	22-35	702	298	65	.939
1990	49	1187	.251	114	251	23	3	2	87	.241	--	--	--	63	140	10	57-88	1023	618	113	.936
1991	51	1399	.289	222	405	40	15	2	176	.344	.331	25	11	85	146	8	56-70	1062	408	69	.955
1992	52	1367	.247	172	338	27	16	8	121	.308	--	--	--	82	174	6	47-65	1066	521	96	.943
1993	53	1434	.250	180	359	41	30	8	137	.338	--	38	--	50	175	4	42-56	--	--	--	--
1994	58	1590	.311	312	494	37	39	24	174	.428	--	--	--	85	170	18	88-95	--	--	--	--
1995	55	1494	.282	236	422	50	21	10	192	.364	.333	26	7	99	152	17	60-69	1111	507	77	.955
1996	52	1393	.301	220	419	66	22	6	184	.393	.354	41	10	100	163	20	82-90	1013	472	52	.966
1997	56	1522	.292	213	444	70	12	11	166	.375	.337	62	2	93	178	12	74-91	1114	506	86	.950
1998	52	1323	.249	164	329	33	5	17	135	.320	.307	54	2	102	195	11	55-66	1048	428	73	.953
1999	60	1634	.287	234	469	60	13	14	205	.365	.342	61	7	120	217	21	44-56	1214	618	85	.956
2000	58	1538	.272	217	419	46	11	23	181	.362	.326	64	5	106	182	18	33-47	1156	577	65	.964
2001	53	1274	.213	147	271	43	8	17	107	.299	.266	53	8	80	194	15	26-39	1057	551	80	.953
2002	70	1868	.263	264	492	81	20	37	230	.388	.336	46	10	198	293	11	56-74	1482	515	54	.974
2003	63	1607	.236	210	380	63	5	35	186	.347	.313	32	7	169	385	13	35-48	366	50	11	.970
2004	66	1618	.263	264	425	74	4	36	227	.380	.355	30	10	221	328	17	89-112	1301	329	65	.962
2005	65	1690	.288	309	486	67	10	25	268	.383	.371	25	15	217	301	16	159-188	1321	407	51	.971
2006	70	1823	.306	428	557	99	11	75	385	.495	.394	25	23	249	247	33	138-158	1362	591	94	.954
2007	70	1915	.322	451	616	95	14	96	416	.536	.394	32	19	200	325	41	105-120	1383	443	56	.970
2008	63	1615	.258	241	417	47	9	49	217	.389	.319	33	7	110	287	38	124-137	1231	477	57	.968
2009	61	1602	.305	356	488	86	9	71	328	.502	.393	23	13	183	292	59	64-76	1193	463	41	.976
2010	62	1578	.295	418	465	77	7	118	393	.577	.411	42	8	259	341	57	40-43	1200	477	69	.960
2011	57	1497	.323	349	483	67	16	100	333	.589	.410	37	8	178	285	48	78-90	1117	457	52	.968
2012	60	1494	.274	294	409	56	7	54	641	.429	.389	47	7	210	304	75	96-119	1180	486	55	.968
2013	55	1470	.293	304	431	67	12	47	273	.451	.390	28	10	197	275	42	94-112	1060	434	62	.960
2014	47	1230	.297	222	365	54	10	37	210	.447	.379	31	9	144	204	25	65-74	912	388	53	.961
2015	50	1193	.235	175	280	48	8	35	163	.376	.333	33	9	162	277	18	24-29	922	245	41	.966
2016	55	1415	.228	162	323	50	5	32	139	.339	.304	41	8	133	299	24	45-55	1127	519	63	.963
2017	53	1444	.256	234	369	59	4	54	205	.414	.355	32	13	197	329	34	38-49	1124	395	59	.963
2018	54	1375	.227	233	312	52	9	54	211	.396	.345	18	11	217	339	37	9-14	1104	327	78	.948
2019	58	1514	.277	326	419	104	6	61	302	.474	.395	13	15	256	283	50	26-33	1114	397	57	.964
2020*	23	584	.245	94	29	29	3	19	86	.402	.339	7	6	76	122	10	25-29	474	162	19	.971
2021	46	1180	.276	234	326	48	2	56	219	.463	.381	13	15	176	235	33	29-38	892	301	36	.971
2022	56	1488	.284	307	423	79	6	35	273	.416	.395	30	11	236	268	44	69-81	1150	327	38	.975
2023	53	1327	.262	246	348	60	11	48	221	.433	.359	29	10	185	252	21	87-102	1039	291	30	.978
2024	55	1446	.309	345	447	76	8	89	324	.557	.409	15	15	214	199	42	36-47	1066	379	47	.968

INFORMATION

TEAM YEAR BY YEAR STATISTICS

PITCHING

YEAR	GS	CG	W	L	W-L%	ERA	SV	SHO	IP	H	R	ER	BB	SO	2B	3B	HR	AB	BAVG	WP	HBP
1987	31	23	5	26	.161	3.29	--	1	200.0	--	208	94	258	75	--	--	--	--	--	--	--
1988	38	27	8	30	.210	3.12	2	2/0	242.1	245	229	108	163	108	--	--	--	--	--	--	--
1989	36	--	19	16	.543	1.36	0	7	236.0	193	100	46	136	96	--	--	--	--	--	18	5
1990	49	--	15	34	.306	1.98	3	5	343.2	282	191	97	110	164	--	--	--	--	--	39	5
1991	51	24	38	12	.760	1.32	9	14/11	354.0	237	101	67	109	243	--	--	--	--	.185	28	9
1992	52	30	30	22	.576	1.89	7	6/5	355.1	307	162	96	132	133	26	14	4	1392	.221	25	9
1993	53	27	28	25	.528	2.38	5	4/4	359.1	319	195	122	170	134	24	17	11	1350	.236	33	13
1994	58	45	35	23	.603	1.35	1	15	368.1	299	139	71	73	182	28	20	9	1445	.207	19	4
1995	55	31	30	25	.545	1.83	3	6/4	371.1	323	164	97	120	144	33	12	6	1389	.233	6	10
1996	52	33	32	20	.615	1.89	3	10/10	337.2	295	135	91	78	156	49	7	13	1285	.230	17	7
1997	56	22	22	34	.392	3.07	3	3/3	371.2	448	256	163	161	87	68	9	18	1511	.296	14	8
1998	52	32	23	29	.442	2.75	1	5/0	349.1	413	193	137	159	149	69	6	18	1500	.275	23	23
1999	60	39	22	38	.367	3.11	0	1/0	404.2	475	260	180	150	183	73	7	26	1868	.292	31	21
2000	58	44	25	33	.431	3.47	0	3/0	385.1	455	232	191	130	101	104	7	28	1737	.299	30	13
2001	53	36	24	29	.453	1.55	6	9/5	352.1	325	141	78	101	158	43	6	18	1297	.251	8	8
2002	70	48	52	18	.743	1.70	5	17/2	494.2	369	151	120	199	457	49	8	22	1760	.210	5	15
2003	62	47	37	25	.597	1.70	0	16/1	420.2	270	135	102	171	459	42	7	24	1471	.184	9	24
2004	66	48	47	19	.712	0.97	1	29/8	433.2	262	102	60	110	526	27	3	23	1532	.171	5	22
2005	65	39	51	14	.784	1.49	6	26/6	440.1	279	123	94	128	490	40	6	26	1567	.178	15	30
2006	70	13	48	22	.686	3.27	13	9/5	454.0	475	272	212	120	277	68	3	58	1794	.265	30	50
2007	70	25	54	16	.771	2.54	7	13/7	461.0	377	208	167	203	429	47	9	50	1712	.220	47	61
2008	63	39	32	31	.508	2.85	3	9/0	410.1	396	216	167	154	272	52	8	40	1572	.252	24	40
2009	61	33	46	15	.754	2.15	3	15/4	397.2	323	145	122	157	348	39	3	37	1471	.220	33	25
2010	62	39	51	11	.823	2.19	4	15/2	400.0	341	166	125	164	351	37	5	33	1516	.225	18	33
2011	57	28	45	12	.789	2.37	7	14/7	372.1	300	155	126	189	354	30	6	31	1397	.215	20	20
2012	60	44	37	23	.617	3.27	2	11/1	393.1	344	226	184	253	245	64	11	33	1444	.238	33	32
2013	55	29	25	30	.454	5.37	4	3/0	353.1	443	340	271	221	160	87	2	67	1436	.308	21	35
2014	47	29	23	24	.489	4.24	1	3/0	304.0	347	231	184	202	230	55	3	33	1219	.285	27	26
2015	50	25	16	34	.320	4.90	2	4/2	307.1	274	241	215	221	354	48	2	46	1162	.236	35	44
2016	55	41	22	33	.400	4.21	2	8/1	375.2	418	258	226	226	239	54	4	46	1492	.280	15	32
2017	53	26	19	34	.358	4.82	1	2/1	374.2	443	296	258	232	242	65	7	52	1496	.296	31	38
2018	54	31	28	26	.519	2.74	3	8/0	368.0	380	200	144	114	240	80	8	36	1468	.259	10	25
2019	58	12	31	27	.534	4.60	8	4/1	371.1	463	308	244	169	230	75	5	64	1536	.301	42	28
2020*	23	7	12	11	.521	3.32	4	3/0	158.0	156	82	75	53	130	27	2	15	384	.255	21	18
2021	46	13	20	26	.435	4.59	4	5/0	297.1	339	232	195	107	204	56	6	59	1184	.286	26	43
2022	56	18	38	18	.679	2.92	7	8/4	383.1	310	193	160	205	370	46	3	52	1424	.218	31	42
2023	53	13	26	27	.491	4.47	8	6/2	346.1	335	240	221	203	323	56	7	70	1337	.251	24	32
2024	55	11	32	23	.581	5.06	9	3/1	355.1	364	300	257	237	276	49	6	66	1387	.262	45	35

2025 SCHEDULE

Feb. 7	Belmont \$	4 p.m.	Atlanta, Ga.
	Eastern Kentucky \$	6:30 p.m.	Atlanta, Ga.
Feb. 8	Western Kentucky \$	4 p.m.	Atlanta, Ga.
	Eastern Kentucky \$	6:30 p.m.	Atlanta, Ga.
Feb. 9	Western Kentucky \$	2 p.m.	Atlanta, Ga.
Feb. 12	Kennesaw State	6 p.m.	Kennesaw, Ga.
Feb. 14	Bradley &	5:30 p.m.	Starkville, Miss.
Feb. 15	North Texas & Bradley &	3 p.m. 5:30 p.m.	Starkville, Miss. Starkville, Miss.
Feb. 16	Southern Illinois & Mississippi State &	11:30 a.m. 2 p.m.	Starkville, Miss. Starkville, Miss.
Feb. 19	Troy	TBA	Troy, Ala.
Feb. 21	Kentucky %	1:30 p.m.	Atlanta, Ga.
	Coastal Carolina %	4 p.m.	Atlanta, Ga.
Feb. 22	Kentucky %	3:30 p.m.	Atlanta, Ga.
	Coastal Carolina %	6:00 p.m.	Atlanta, Ga.
Feb. 23	Dayton (DH) %	11 a.m./1:30 p.m.	Atlanta, Ga.
Feb. 25	Kennesaw State	5 p.m.	Atlanta, Ga.
Feb. 28	Stanford *	5 p.m.	Atlanta, Ga.
March 1	Stanford *	3 p.m.	Atlanta, Ga.
March 2	Stanford *	1 p.m.	Atlanta, Ga.
March 7	NC State *	5 p.m.	Atlanta, Ga.
March 8	NC State *	3 p.m.	Atlanta, Ga.
March 9	NC State *	1 p.m.	Atlanta, Ga.
March 12	Auburn	6 p.m.	Atlanta, Ga.
March 14	Cal *	6 p.m.	Berkeley, Calif.
March 15	Cal *	3 p.m.	Berkeley, Calif.
March 16	Cal *	1 p.m.	Berkeley, Calif.
March 18	St. Mary's	TBA	Moraga, Calif.
March 21	Pitt *	6 p.m.	Pittsburgh, Pa.
March 22	Pitt *	3 p.m.	Pittsburgh, Pa.
March 23	Pitt *	1 p.m.	Pittsburgh, Pa.
March 25	Mercer	6 p.m.	Atlanta, Ga.
March 27	OSU ^	7 p.m.	Atlanta, Ga.
March 28	OSU ^	6 p.m.	Atlanta, Ga.
March 30	Penn State ^	11 a.m.	Atlanta, Ga.
April 1	Georgia Southern	5 p.m.	Atlanta, Ga.
April 4	Syracuse *	6 p.m.	Atlanta, Ga.
April 5	Syracuse *	3 p.m.	Atlanta, Ga.
April 6	Syracuse *	1 p.m.	Atlanta, Ga.
April 8	Jacksonville State	6 p.m.	Jacksonville, Ala.
April 11	North Carolina *	5 p.m.	Chapel Hill, N.C.
April 12	North Carolina *	2 p.m.	Chapel Hill, N.C.
April 13	North Carolina *	12 p.m.	Chapel Hill, N.C.
April 18	Florida State *	6 p.m.	Tallahassee, Fla.
April 19	Florida State *	1 p.m.	Tallahassee, Fla.
April 20	Florida State *	11 a.m.	Tallahassee, Fla.
April 22	Georgia	8 p.m.	Atlanta, Ga.
April 25	Clemson *	6 p.m.	Atlanta, Ga.
April 26	Clemson *	4 p.m.	Atlanta, Ga.
April 27	Clemson *	1 p.m.	Atlanta, Ga.
May 7-10	ACC Tournament	TBD	Brighton, Mass.
May 29	NCAA Regionals	TBD	TBD

* Denotes ACC game

\$ Denotes Buzz Classic

& Denotes Snowman Classic (Hosted by Mississippi State)

% Denotes I-75 Tournament

^ Denotes Bye Week Tournament

All times Eastern and subject to change

Home games are in bold, italics