



Owls Baseball

2025 Kennesaw State Baseball

2022 ATLANTIC SUN CHAMPIONS | 2014 TALLAHASSEE REGIONAL CHAMPIONS | 1996 DII NATIONAL CHAMPIONS | 1994 NAIA NATIONAL CHAMPIONS
73 MLB FIRST-YEAR PLAYER DRAFTEES | SEVEN ALL-AMERICANS | FIVE CONFERENCE TOURNAMENT TITLES | SIX CONFERENCE REGULAR SEASON TITLES

2025

CONFERENCE USA
NON-CONFERENCE
AT HOME
ON THE ROAD
CURRENT STREAK
LONGEST WIN STREAK

5-8

0-0
5-8
3-5
2-3
L1
W2

FEBRUARY 2025 (4-6) - 10 GAMES

DATE	OPPONENT	RESULT
FRI. FEB. 14	RUTGERS	W, 5-3
SAT. FEB. 15	RUTGERS	L, 3-1
SUN. FEB. 16	RUTGERS	L, 7-2
TUE. FEB. 18	GEORGIA	L, 6-4
WED. FEB. 19	MERCER	L, 9-4
FRI. FEB. 21	COLUMBIA	L, 10-5
SAT. FEB. 22	COLUMBIA	W, 10-9
SUN. FEB. 23	COLUMBIA	W, 7-5
SUN. FEB. 25	at Georgia State	L, 14-4
FRI. FEB. 28	at Samford	W, 11-9

MARCH 2025 (0-0, 0-0) - 19 GAMES

DATE	OPPONENT	RESULT
SAT. MAR. 1	at Samford	L, 7-1
SAT. MAR. 1	at Samford	W, 10-6
SUN. MAR. 2	at Samford	L, 7-3
TUE. MAR. 4	at Georgia Tech	TBD
FRI. MAR. 7	at West Virginia	TBD
SAT. MAR. 8	at West Virginia	TBD
SUN. MAR. 9	at West Virginia	TBD
TUE. MAR. 12	at Mercer	TBD
SAT. MAR. 14	at Citadel	TBD
SAT. MAR. 15	at Citadel	TBD
SUN. MAR. 16	at Citadel	TBD
SUN. MAR. 18	at Georgia Southern	TBD
FRI. MAR. 21	WESTERN KENTUCKY*	TBD
SAT. MAR. 22	WESTERN KENTUCKY*	TBD
SUN. MAR. 23	WESTERN KENTUCKY*	TBD
TUE. MAR. 25	GEORGIA TECH	TBD
THU. MAR. 28	at La. Tech*	TBD
FRI. MAR. 29	at La. Tech*	TBD
SAT. MAR. 30	at La. Tech*	TBD

APRIL 2025 (0-0, 0-0) - 16 GAMES

DATE	OPPONENT	RESULT
TUE. APR. 1	GEORGIA STATE	TBD
FRI. APR. 4	JACKSONVILLE STATE*	TBD
SAT. APR. 5	JACKSONVILLE STATE*	TBD
SUN. APR. 6	JACKSONVILLE STATE*	TBD
FRI. APR. 12	at Sam Houston*	TBD
SAT. APR. 12	at Sam Houston*	TBD
SUN. APR. 13	at Sam Houston*	TBD
TUE. APR. 15	WEST GEORGIA	TBD
FRI. APR. 18	FIU*	TBD
SAT. APR. 19	FIU*	TBD
SAT. APR. 20	FIU*	TBD
TUE. APR. 22	CHARLOTTE	TBD
FRI. APR. 25	at Liberty*	TBD
SAT. APR. 26	at Liberty*	TBD
SUN. APR. 27	at Liberty*	TBD
TUE. APR. 29	at Georgia	TBD

MAY 2025 (7-5, 5-4) - 14 GAMES

DATE	OPPONENT	TIME (ET)/RESULTS
FRI. MAY 2	NEW MEXICO STATE*	TBD
SUN. MAY 3	NEW MEXICO STATE*	TBD
SUN. MAY 4	NEW MEXICO STATE*	TBD
TUE. MAY 6	at West Georgia	TBD
FRI. MAY 9	at Dallas Baptist*	TBD
SAT. MAY 10	at Dallas Baptist*	TBD
SUN. MAY 11	at Dallas Baptist*	TBD
TUE. MAY 13	GEORGIA SOUTHERN	TBD
THU. MAY 15	MTSU*	TBD
FRI. MAY 16	MTSU*	TBD
SAT. MAY 17	MTSU*	TBD

* - CONFERENCE USA CONFERENCE GAME
^ - CONFERENCE USA TOURNAMENT GAME
ALL HOME GAMES IN BOLD
ALL TIMES EASTERN AND SUBJECT TO CHANGE

GAME 14 MARCH 4 | Russ Chandler Stadium | ATLANTA

KENNESAW STATE OWLS

HEAD COACH	RYAN COE
FOURTH SEASON AS HC/AT KSU	98-89 (.535)
RECORD VS. GT AS HC	2-3
AT HOME	3-5
LAST 10 GAMES	4-6
FEB. 2025 RECORD	4-6



VS



GEORGIA TECH YELLOW JACKETS

2025 RECORD	10-2 (0-0 ACC)
HEAD COACH	DANNY HALL
32ND SEASON AS HC	1213-659-1
RECORD VS. KSU	25-9
RECORD AT HOME	17-4
LAST 10 GAMES	8-2

KENNESAW STATE VS. GT SERIES HISTORY

SERIES RECORD	GT, 25-9	IN KSU'S DIVISION ERA (SINCE 2006)	GT, 25-9
AT HOME	GT, 8-5	AT GEORGIA TECH	GT, 17-4
NEUTRAL SITE	N/A	IN THE MONTH OF MARCH (SINCE 2006)	GT, 13-3
CURRENT WIN STREAK	L1	LONGEST WIN STREAK	W1
SERIES RECORD IN LAST 10 GAMES	GT, 6-4	AVERAGE RUNS SCORED	4.47

2025 KENNESAW STATE RANKS

	STAT	NCAA RANK	CONFERENCE USA RANK
BATTING AVERAGE	.272	143	7
RUNS SCORED	67	150	8
HITS	119	42	3
HOME RUNS	10	118	6
STOLEN BASES	10	171	9
EARNED RUN AVERAGE	5.74	147	8
WHIP	1.72	182	9
STRIKEOUTS PER NINE INNINGS	8.9	143	7
FIELDING PERCENTAGE	.940	288	10

2025 GEORGIA TECH RANKS

	STAT	NCAA RANK	ACC RANK
BATTING AVERAGE	.344	8	2
RUNS SCORED	114	19	2
HITS	137	9	1
HOME RUNS	19	18	3
STOLEN BASES	28	21	2
EARNED RUN AVERAGE	3.88	59	9
WHIP	1.34	70	11
STRIKEOUTS PER NINE INNINGS	11.5	17	6
FIELDING PERCENTAGE	.981	34	4

KENNESAW STATE 2025 STAT LEADERS

BATTING AVERAGE (MIN 75% GAMES PLAYED)	COLE (.367)	WINS	FIVE TIED (1)
HITS	COLE (18)	ERA	GIBSON & HARDY (0.00)
RUNS	ANDERSON (12)	SAVES	BO RHODY (2)
HOME RUNS	SUTO & ANDERSON (3)	INNINGS PITCHED	OSBOLT (10.0)
RBI	WILLIAMS (11)	STRIKEOUTS	BAYER & OSBOLT (14.2)
STOLEN BASES	COLE (7)	OPPONENT BATTING AVERAGE	MCKINSTRY (.000)

NOTES FROM THE DIAMOND

CASH IN THE BOOK

First baseman Donovan Cash is methodically working his way up the all-time career records in KSU history. Lifting his first home run of the season rocketed him into fourth place in the program ledger, tied with Garrett Hodges and Spencer Hanson with 24 career dingers. He is just six home runs away from breaking Andy Chriscaden's record of 29. Cash has placed himself fourth in career RBI with 138, 14 away from breaking Ronnie Freeman's record of 151. He is 7 hits away from breaking into the top 10 as he currently holds 11th place with 207.

COLE CONTINUES TO BURN

Center fielder Chris Cole has been the poster child of "picking up where you left off" this season. The junior has slashed a team-high .367 Avg. and five stolen bases. Cole ended the '24 campaign with a team-high .345 average. Through nearly 50 at-bats, Cole maintains a .500 on-base percentage alongside a .929 on-base plus slugging. The lefty from Dallas, Ga. is hitting a whopping .423 when leading off an inning. He recorded the first triple of the season versus No. 8 Georgia

POTENTIAL TO PAPER

After sitting out most of last season due to injury, highly touted prospect Cooper Williams is starting to display his star power. In the Samford series, the lefty posted nine RBI on the back of two home runs, one being a grand slam Friday night. His 1.000 slugging percentage is the best over any four-game stretch of an Owls this season. The Woodstock, Ga. native clipped eight hits, five runs scored, two doubles and a .500 batting average.

SERIES HISTORY

Turning the tides in the series history, coach Ryan Coe will look to earn his third win versus Georgia Tech. The all-time book favors the Yellow Jackets 25-8 while Kennesaw State has snagged two wins in the Coe era with the most recent victory coming in 2023. In KSU's previous victory (5/10/24), Smith Pinson earned the start while Nolan Sliver nabbed the win pitching 2.2 innings with two punch outs in the 6-5 win. Since 2021, the Owls have alternated wins with GT, going 4-4.

NOTES FROM THE DIAMOND

FANTASTIC FRESHMEN CLASS

The Owls staff aren't the only ones who are excited about the current freshmen class, Perfect Game recognized KSU with the 44th best recruiting class in the country. They are ranked as the best class in CUSA, pacing FIU at 51st while they are also just one of three teams in the top 100.

The program ranks well in the state of Georgia, ranking well above in-state rivals Georgia Southern (76), Georgia State (71) and Mercer (57).

Perfect Game listed three Owls in its "Top 500 Fresh Arrivals on Campus," with Tyler Bayer (210), Nolan McKinstry (423) and Ethan Osada (471).

PATIENCE AT THE DISH

Collectively, patience has been a virtue for KSU at the plate as they lead Conference USA and are 40th in the country in walks (66). Leading the way for the Owls is Donovan Cash as he has already registered 12 walks. His 12 walks are good for second in CUSA and 48th in the NCAA.

BACK IN THE FOLD

Returning to KSU are three studs in the field with Chris Cole, Jackson Chirello and Shamaar McDuffie.

Cole paced the Owls last season with a .345 average, knocking on the door of top 10 all-time in program history in a single season.

Outfielder Jackson Chirello ended the '24 campaign with a .290 average, 49 hits along with an Atlantic Sun All-Tournament team bid. ASUN All-Freshman member Shamaar McDuffie is back to anchor down shortstop in his sophomore season. The sure-handed infielder turned 25 doubles plays while leading the team with 140 assists.

NO DONUTS AT HOME

Inside the friendly confines of Stillwell Stadium, Kennesaw State baseball had not been shutout in an ASUN-best 181 home contests - the fourth-longest streak in the nation.

KSU was last shutout at home on Feb. 27, 2018. The Owls have not placed a zero on the home scoreboard under head coach Ryan Coe

RESPECT THE NAME

During the fall, D1Baseball declared the Owls as the 85th best program in the country. D1Baseball releases its "Top 100" every few years with the last rankings coming in 2022, 2019, 2017, 2015. It's the Owls highest ranking and the last ranking since 2005 when they were tabbed 86th.

HYPE TRAIN

The incoming freshman class is boldened by RHP/UTL player Ty Bayer. The do-it-all freshman was selected in the 19th round of the 2024 MLB Draft by the Arizona Diamondbacks. Bayer was tabbed as the Preseason Freshman of the Year by Perfect Game. The righty was a two-time PG and PBR All-American. The Cumming, Ga. native was the 29th ranked prospect from the state of Georgia.

SLAYING DRAGONS

Last season, the Owls registered three top-25 wins (No. 25 Kentucky twice & No. 10 Clemson). The Owls routed No. 10 Clemson 18-1 in Game 1 to mark the Tigers' worst home loss since 1936, before KSU then took 2-of-3 from eventual SEC regular-season champion Kentucky.

SLATED FOR '25

Kennesaw State's first season in CUSA comes with a slew of impressive opponents. The Owls will face five 2024 regional squads in Georgia, Georgia Tech, West Virginia along with CUSA foes Dallas Baptist and La. Tech.

KSU will face 12 teams who registered an above .500 record last season featuring eight of the first ten opponents. They will leave February playing only one below .500 team. Four futures foes registered a Top 50 RPI

FIRST OF MANY

In the first square-down of the season, KSU defeated Rutgers 5-3 on the back of a five-run seventh inning. It marked not only the first win of the season but also the first win as a member of CUSA for the Owls. KSU knocked off a BIG10 opponent for the first time since

they defeated Michigan in 2023.

NEW BATTERIES

The Owls have met the tall task of replacing a five-year starting catcher (Nick Hassan) with a youth movement. Starting behind the dish is junior Aaron Posey who recorded 29 starts in his 32 games last year but the rest of the position has been filled with freshmen. James McGee, Ethan Finch and Evan Holstein are a trio of newcomers all from the Peach State.

It's the first time in the Ryan Coe era that there have been three freshman catchers on a roster and the first time since 2021.

THE STREAK

Kennesaw State pitcher Blake Aita was selected 177th overall in the sixth round of the 2024 Major League Baseball First Year Player Draft Monday afternoon by the Boston Red Sox.

Aita's selection marks the 16th-consecutive year an Owl has been drafted not counting the shortened 2020 MLB Draft. He is the second-straight Owl taken by the Red Sox after Blake Wehunt was drafted in 2023.

NEW IN THE NEST

Supplementing the existing core of the team are 17 newcomers including 12 freshmen and five transfers. Coe and the Owls brought in six freshmen arms ranging from Hiram, Ga. to Dana Point Calif. Highlighting the freshman position players is Wes Alig, a winner of the Mr. Baseball Award of Tennessee in 2024.

Lee University transfer Cam Suto is returning home after spending three with the Flames after graduating from Sprayberry High School in Marietta. The infielder posted 40 home runs over his three seasons in Cleveland, Tenn.

SUBSTITUTING THE SLUGGERS

The Owls will seek to replace the production of five graduating seniors in Brayden Eidson, Nick Hassan, Issac Bouton, Zac Corbin and Spencer Hanson. Those five stars produced 55% of total bases, 53% of the team's hits, 51% of runs scored and 30 of the 45 Owl home runs.

Four of the five hitters registered averages above .300 and an OPS beyond .833 while all five players combined for a .316 batting average, .877 OPS and earned three postseason Atlantic Sun awards.

S. WALTER KELLY SR. MEMORIAL FIELD

For the duration of the 2025 season, Kennesaw State will be returning to Marietta, Ga. as they will play at S. Walter Kelly Sr. Memorial Field for the first time in 10 years. With Mickey Dunn Stadium still under construction, the Owls will return to their roots as the field served as the home to Southern Polytechnic baseball from 1975-2014. Recent upgrades have been made to the historic field including improved lights, dugouts and much more.

S. Walter Kelly (1896-1973), a WWI Navy veteran, was a vital part of brokering the land deal that allowed STI to move to Marietta from its initial location, a repurposed Army base in Chamblee, DeKalb County.

NOTES FROM THE DIAMOND

PUNCHES IN BUNCHES

The stat sheet will tell much of the story for the Owl's turnaround the last two games versus Columbia, they collected a plethora of hits and runs. Over the final 18 innings of the series, KSU posted 25 hits and 17 runs. The Black and Gold registered 15 hits in Sunday's battle versus Columbia, maintaining a perfect record in the Ryan Coe era. Since he began

in 2022, KSU is now 20-0 when racking up 15 or more hits in a single game.

THE LEFTY RISE

Highly touted outfielder Jackson Chirello came into form at the tail end of the 2023 season. In the month of May, the 6'6 lefty raised his batting average by .22 while posting 16 hits in just 14 games. During that stretch, he garnered seven hits in the final regular season series versus the then, defending ASUN champion Lipscomb Bisons.

During the offseason, Chirello was listed in D1Baseball's Top 150 College MLB Draft Prospects while also cracking the Top 300 among Perfect Games's ranks. The junior was tabbed at 146th and 254th respectively, while also being the first Owl to reach 10 total bases.

DROP-OFF

There is quite a bit of familiarity with the Owls through the first month and a half of the season as they have at least one game played versus the first eight opponents. Through the rest of the season, KSU will face eight opponents for the first time in program history including six first-time CUSA matchups.

MADNESS IN MARIETTA

Saturday's win over reigning Ivy League Champion Columbia was packed full of drama, with KSU walking it off via the wild pitch in the 10-9 ninth-inning victory. A five-run final inning completed the largest comeback since March 22, 2022, when the Owls overcame seven runs from UNF.

It's the second-largest comeback of the Ryan Coe era. They did so with patience and aggression at the plate with four base knocks (three doubles) and three straight free passes (walk, hit by pitch and wild pitch). Freshman catcher James McGee entered as a pinch hitter in the ninth and lined a double down the left field line, scoring Chris Cole and marking his first collegiate hit.

PUNCHES IN BUNCHES

The stat sheet will tell much of the story for the Owl's turnaround the last two games versus Columbia, they collected a plethora of hits and runs. Over the final 18 innings of the series, KSU posted 25 hits and 17 runs. The Black and Gold registered 15 hits in Sunday's battle versus Columbia, maintaining a perfect record in the Ryan Coe era. Since he began in 2022, KSU is now 20-0 when racking up 15 or more hits in a single game.

ANDERSON'S CAREER DAY

Sunday against Columbia not only secured the Owl's first series win of the season but it showcased an astounding performance from outfielder Nate Anderson.

The lefty pounded his second homer of the season as he lifted a three-run shot over the right field fence, solidifying the win for KSU. Earlier in the game, he ripped a triple, scoring two runs and creating a five RBI day, a career-high for the redshirt senior. It's the first time since Nick Colina on Feb. 19, 2023 that an Owl collected a triple and a home run in the same game as he fell just one double shy of hitting for the cycle.

BRIGHT SPOTS IN THE PEN

Among all of the arms from the pen versus Columbia, there were a few that had show-stopping performances. Ty Bayer tossed his first collegiate winning performance as his line read: 4.1 IP, six strikeouts and one hit allowed, sustaining life for the Owls in the cornerstone Saturday win.

Harry Cain was lockdown in Sunday's win, pitching three innings without allowing a run. The hard-throwing reliever showcased his power on the mound with three punch outs and only one hit allowed. Finalizing the series win was preseason All-CUSA selection Bo Rhudy, the sophomore earned his second save of the year recording the final eight outs, and striking out six Lion batters.

KSU DI SINGLE-SEASON WATCHLISTS

SINGLE-SEASON BATTING AVERAGE (INDIVIDUAL)

#	PLAYER	NUMBER	SEASON
1	MAX PENTECOST	.422	2014
2	JOSH HATCHER	.391	2022
3	JACOB ROBBINS	.383	2007
4	RONNIE FREEMAN	.380	2011
5	GRIFFIN HELMS	.376	2016
6	SPENCER HANSON	.369	2023
7	RONNIE FREEMAN	.365	2010
T8	SPENCER HANSON	.362	2024
T8	JACOB ROBBINS	.362	2008
10	DONOVAN CASH	.357	2022

SINGLE-SEASON HOME RUNS (INDIVIDUAL)

#	PLAYER	NUMBER	SEASON
1	CASH YOUNG	17	2022
T2	ANDY CHRISCADEN	15	2011
T2	TAYLOR ALLUM	15	2017
T2	JOSH HATCHER	15	2022
T2	SPENCER HANSON	15	2023
6	ANDY CHRISCADEN	14	2012
7	JACE WHITMER	13	2009
T8	DREW FOWLKES	12	2010
T8	JUSTIN RUSSELL	12	2019
T8	ISAAC BOUTON	12	2024
11	RIC BISHOP	11	2008

SINGLE-SEASON SLUGGING PERCENTAGE (TEAM)

#	NUMBER	SEASON
1	.481	2006
T2	.461	2023
T2	.461	2022
4	.439	2011
5	.435	2017
6	.427	2019
7	.426	2021
8	.417	2010
T9	.416	2012
T9	.416	2024
10	.411	2016

SINGLE-SEASON SACRIFICE FLIES (INDIVIDUAL)

#	PLAYER	NUMBER	SEASON
T1	ANDY CHRISCADEN	6	2011
T1	AARON DOBBS	6	2011
T1	KAL SIMMONS	6	2014
T1	COREY GREESON	6	2015
T1	BRENNAN MORGAN	6	2015
T1	ZAC CORBIN	6	2022
T1	SPENCER HANSON	6	2023
T1	BRAYDEN EIDSON	6	2024

KSU DI CAREER RECORD WATCHLISTS

BATTING AVERAGE

#	PLAYER	NUMBER	YEARS PLAYED
1	JOSH HATCHER	.391	2022
2	RONNIE FREEMAN	.364	2010-12
3	SPENCER HANSON	.345	2022-24
4	JACOB ROBBINS	.344	2006-09
5	MAX PENTECOST	.343	2012-14
6	AUSTIN UPSHAW	.339	2016-17
7	MATT DALLAS	.338	2006
8	BO WAY	.333	2013-14
9	CHRIS ERWIN	.332	2014-17
10	TYLER TOLVE	.328	2018-21
ON THE RADAR			
	DONOVAN CASH	.312	2022-PRESENT

HITS

#	PLAYER	NUMBER	YEARS PLAYED
1	JACOB ROBBINS	275	2006-09
2	TYLER SIMON	262	2018-22
3	GRANT WILLIAMS	242	2015-18
T4	RONNIE FREEMAN	239	2010-12
T4	PEYTON HART	239	2009-13
6	TYLER STUBBLEFIELD	238	2007-10
7	TERENCE NORMAN	234	2017-21
8	MAX PENTECOST	229	2012-14
9	CHRIS MCGOWAN	220	2011-15
10	NICK HASSAN	214	2020-24
ON THE RADAR			
	DONOVAN CASH	207	2022-PRESENT

HOME RUNS

#	PLAYER	NUMBER	YEARS PLAYED
1	ANDY CHRISCADEN	29	2011-12
T2	JACE WHITMER	26	2007-09
T2	RONNIE FREEMAN	26	2010-12
T4	GARRETT HODGES	24	2017-21
T4	SPENCER HANSON	24	2022-24
T4	DONOVAN CASH	24	2022-PRESENT
6	TAYLOR ALLUM	21	2014-18
T8	TYLER STUBBLEFIELD	19	2007-10
T8	JAKE FRANKLIN	19	2016-19
10	DREW FOWLKES	18	2008-11

RBI

#	PLAYER	NUMBER	YEARS PLAYED
1	RONNIE FREEMAN	151	2010-12
2	TYLER SIMON	143	2018-22
3	JACE WHITMER	142	2007-09
4	DONOVAN CASH	138	2022-PRESEN
5	CHRIS MCGOWAN	136	2011-15
6	ANDY CHRISCADEN	133	2011-12
7	TERENCE NORMAN	131	2017-21
8	NICK HASSAN	128	2020-24
9	TYLER STUBBLEFIELD	118	2007-10
10	GARRETT HODGES	115	2017-21



BO RHUDY

2025 CONFERENCE USA PRESEASON ALL-CONFERENCE PITCHER



NOW YOU KNOW BO

Sophomore relief pitcher Bo Rhudy was selected to the Conference USA Baseball Preseason All-Conference Team, serving as the first CUSA award in program history. Rhudy burst onto the scene as a freshman, racking up a 4-1 record on 19 appearances with six saves out of the bullpen. The righty posted a 2.78 ERA in his 35.2 innings of work, collecting 32 strikeouts. The Chickamauga, Ga. native earned a stockpile of awards in his first season earning Atlantic Sun All-Freshman Team, Atlantic Sun All-Tournament Team and All-Atlantic Sun First Team, receiving the most votes of any relief pitcher.

2025 CUSA PRESEASON ALL-CONFERENCE TEAM

- C Grant Jay -- DBU
- INF Michael Dattalo -- DBU
- INF Luke Heefner -- DBU
- INF Chayton Krauss -- DBU
- INF Caleb Johnson -- Jax State
- OF Kishon Frett -- FIU
- OF Eston Snider -- MTSU
- OF Ethan Lizama -- WKU
- DH Tom Poole -- DBU
- UTL Trace Phillips -- MTSU
- P Jerrod Jenkins -- DBU, RHP
- P Luke Petriite -- DBU, RHP
- P Luke Nichols -- LA Tech, LHP
- P Chandler Alderman -- MTSU, LHP
- P Dawson Hall -- WKU, RHP
- P Bo Rhudy -- Kennesaw State, RHP**
- P Ben Blair -- Liberty, RHP

Player of the Year:

Grant Jay -- DBU

Pitcher of the Year:

Jerrod Jenkins -- DBU

2025 CONFERENCE USA STANDINGS


RANK	TEAM	OVERALL RECORD	CUSA RECORD
1	WKU	10-1	0-0
2	FIU	11-2	0-0
3	Jax State	10-2	0-0
4	DBU	8-3	0-0
T-5	NM State	7-4	0-0
T-5	Liberty	7-4	0-0
T-7	Louisiana Tech	6-5	0-0
T-7	MTSU	6-5	0-0
9	Kennesaw State	5-8	0-0
10	Sam Houston	2-9	0-0

2025 CONFERENCE USA COACHES POLL

RANK	TEAM	1ST PLACE VOTES	TOTAL POINTS
1	DBU (9)		99
2	Louisiana Tech		87
3	WKU		72
4	Sam Houston		56
5	Liberty		55
6	Kennesaw State		54
7	FIU		44
T-8	MTSU		29
T-8	NM State (1)		29
10	Jax State		25

2025 RESULTS (5-8, 0-0 CONFERENCE USA)

DATE	OPPONENT	RESULT	SCORE	RECORD	KSU PITCHER	ATTENDANCE	TIME
2/14	VS. RUTGERS	WIN	5-3	1-0	B. OSBOLT	501	2:38
2/14	VS. RUTGERS	LOSS	3-1	1-1	R. GOLD	535	2:20
2/15	VS. RUTGERS	LOSS	7-2	1-2	N. SLIVER	404	2:55
2/18	VS. NO. 8 GEORGIA	LOSS	6-4	1-3	D. POWELL	930	3:41
2/19	VS. MERCER	LOSS	9-4	1-4	T. BAYER	385	3:10
2/21	VS. COLUMBIA	LOSS	10-5	1-5	B. OSBOLT	400	4:04
2/22	VS. COLUMBIA	WIN	10-9	2-5	R. GOLD	472	3:24
2/23	VS. COLUMBIA	WIN	7-5	3-5	N. SLIVER	472	3:11
2/26	@ Georgia State	LOSS	14-4	3-6	P. JEZERINAC	342	2:48
2/28	@ SAMFORD	WIN	11-9	4-6	R. RENFROE	411	2:59
3/1	@ SAMFORD	LOSS	7-1	4-7	T. BAYER	611	2:07
3/1	@ SAMFORD	WIN	10-6	5-7	D. POWELL	611	2:48
3/2	@ SAMFORD	LOSS	7-3	5-8	N. SLIVER	577	2:15



YEAR	HEAD COACHING RECORD		FINISH
	OVERALL	CONF	
2022	36-28	19-11	ASUN CHAMPS; NCAA REGIONAL
2023	25-29	14-16	9TH IN ASUN
2024	32-24	19-10	2ND IN ASUN
2025	3-6	0-0	TBD
TOTAL	98-89	52-37	

THE HIGHLIGHTS

- Inducted into the KSU Athletic Hall of Fame in 2004. Was the first Kennesaw State baseball player selected.
- Was an All-American at three different levels: Junior College, NAIA and NCAA.
- Drafted by the Houston Astros in 1995.
- Assistant Coach at KSU under former head coach Mike Sansing from 1997-2009.
- Served as an amateur scout for the Texas Rangers from 2009-2021.
- First recruiting class as a head coach was ranked 57th out of 302 Division I baseball teams by Perfect Game USA.

KENNESAW STATE BASEBALL HEAD COACH RYAN COE

Ryan Coe enters his fourth season as head coach of the Owls in 2024. He was named the head baseball coach at Kennesaw State University in July of 2021 and became the sixth head coach in KSU history.

In 2024, the Owls tallied a 32-24 record including a seven-game win streak that featured three one-run wins in the ASUN tournament. The Owls defeated No. 10 Clemson 18-1 on Feb. 23, handing the Tigers their worst home loss since 1936. Coe's Owls also took two of three from eventual SEC Regular Season Champion No. 25 Kentucky. Kennesaw State defeated Stetson, FGCU and Central Arkansas en route to the second Atlantic Sun Championship Game berth in his three-year tenure.

KSU baseball continues to ascend nationally as the 2024 off season provided several accolades for the program. D1Baseball ranked the Owls the 85th best program in the country, cracking the organizations "Top 100". Perfect Game also highlighted the Owls as they landed three players in the top 500 prospects incoming D-I prospects. PG ranked the Owls as the 44th best recruiting class in the nation, besting three in-state programs (Georgia State, Georgia Southern and Mercer) and marking the best class in CUSA.

In 2024, the Owls tallied a 32-24 record including a seven-game win streak that featured three one-run wins in the ASUN tournament. The Owls defeated No. 10 Clemson 18-1 on Feb. 23, handing the Tigers their worst home loss since 1936. Coe's Owls also took two of three from eventual SEC Regular Season Champion No. 25 Kentucky. Kennesaw State defeated Stetson, FGCU and Central Arkansas en route to the second Atlantic Sun Championship Game berth in his three-year tenure.

KSU baseball continues to ascend nationally as the 2024 off season provided several accolades for the program. D1Baseball ranked the Owls the 85th best program in the country, cracking the organizations "Top 100". Perfect Game also highlighted the Owls as they landed three players in the top 500 prospects incoming D-I prospects. PG ranked the Owls as the 44th best recruiting class in the nation, besting three in-state programs (Georgia State, Georgia Southern and Mercer) and marking the best class in CUSA.

In his first year leading the Owls, Coe became the only head coach in ASUN Conference history to win the league's tournament in his first season with the team. Coe led Kennesaw State to a 36-28 record and an appearance in the NCAA Regionals for the first time since 2014. The Owls finished conference play with a 19-11 record and were crowned co-champions of the ASUN East Division while setting a new program record for the most conference wins in a single season.

After suffering losses in their first two games of the conference tournament, Coe and the Owls battled back and won three-straight elimination games to earn the team's first ASUN Tournament Championship in eight years. KSU defeated Liberty 10-6 in the finale and had five players selected to the All-Tournament Team, including the ASUN Tournament MVP, Josh Hatcher.

At the Hattiesburg Regional, Coe led KSU to its first win in the NCAA tournament since Kennesaw State downed the University of Alabama in the 2014 Tallahassee Regional final. Coe and the Owls earned a tough win over Army West Point, 9-8, with two late runs that completed the comeback. At the conclusion of the tournament, the Owls placed two on the Hattiesburg Regional All-Tournament Team in Hatcher and Tyler Simon.

The duo of Hatcher and Simon paced the high-powered KSU offense that broke multiple single-season program records in 2022. These included most home runs (70), runs batted in (408), total bases (1,035) and runs scored (455) in a season. Coe's offense also collected a .301 batting average and marked the second time in KSU history the Owls finished over .300 in this category.

In his first year as head coach of the Owls, Coe guided Hatcher to one of the best individual offensive seasons in Kennesaw State history. The outfielder ended the year ranked first in the NCAA in both hits (109) and doubles (26). He was a first-team All-ASUN selection and Collegiate Baseball Third Team All-American.

Coe's second season as head coach featured a young team where 12 underclassmen saw significant playing time. The team was led by ninth-round MLB Draft pick, Blake Wehunt, the team's Friday night starter who was selected by the Boston Red Sox. Wehunt's selection extended Kennesaw State baseball's streak to 15 consecutive years with at least one player drafted (excluding the 2020 COVID shortened draft).

Immediately upon his arrival, Coe hit the recruiting trail. In his first month as head coach, Coe put together an inaugural class which was recognized by Perfect Game USA as the 57th-ranked

QUICK FACTS



INSTITUTION NAME	KENNESAW STATE UNIVERSITY
LOCATION	KENNESAW, GA.
ENROLLMENT	45,000
FOUNDED	1963
NICKNAME	OWLS
COLORS	BLACK AND GOLD
AFFILIATION	NCAA DIVISION I
CONFERENCE	CONFERENCE USA
PRESIDENT	DR. KATHY SCHWAIG
DIRECTOR OF ATHLETICS	MILTON OVERTON
PROGRAM ADMIN.	BRAD LEDFORD
ATHLETICS WEBSITE	KSUOWLS.COM
STADIUM	S. WALTER KELLY SR. MEMORIAL FIELD
CAPACITY	1130
OPENED	1975
STARTERS RETURNING/LOST	4/5
PLAYERS RETURNING/LOST	23/17
FIRST SEASON OF COMPETITION	1984
CURRENT SEASON OF COMPETITION	41ST
ALL-TIME RECORD	1,389-916-2 (.603)
NCAA DIVISION I RECORD	542-498 (.522)
ATLANTIC SUN RECORD	265-208 (.560)
ALL-AMERICANS (ALL-TIME)	7
MLB DRAFT PICKS	74
ALL-ASUN HONORS	58
ASUN PLAYERS OF THE YEAR	3
KSU BSB ON X	@KSUOWLSBASEBALL
KSU BSB ON IG	@KSUOWLSBASEBALL
JOIN THE CONVERSATION	#BEDIFFERENT #THESAW #HOOTYHOOD #SEEUS

THE STAFF

HEAD COACH	RYAN COE
.....	KENNESAW STATE (1995)
ASSISTANT COACH	BRAD TYLER
.....	EVANSVILLE (2006)
PITCHING COACH / R.C.	MATTHEW PASSAUER
.....	MARYLAND (2010)
DIR. OF PLAYER DEVELOPMENT	MARK ELKINS
DIR. OF BASEBALL OPS	TERENCE NORMAN
ASSIST. DIR. OF SPORTS MEDICINE	ANDY TURNER
ACADEMIC ADVISOR	LONNA BOWMAN
ASSIST. SPORTS PERFORMANCE COACH	JAMES HUTCHINS
ASSIST. DIR. OF ATH. COMMS.	JORDAN GRIFFITT
EMAIL	JGRIF218@KENNESAW.EDU
CELL	(316) 712-1457
ASSIST. AD OF COMMS/BROADCASTING	NOLAN ALEXANDER
EMAIL	NALEXA29@KENNESAW.EDU

OWL BASEBALL AT-A-GLANCE

YEAR (Conf.)	W/L RECORD	CONF. RECORD
1984 (GIAC)	30-120	11-11
1985	31-24	18-12
1986	18-30	11-13
1987	23-29-2	14-10
1988	34-25	20-8
1989	33-21	22-10
1990	37-21	23-9
1991	33-25	22-10
1992	39-19	19-9
1993	36-16	15-13
1994	48-14	20-8
1995 (PBC)	43-14	19-4
1996	48-17	17-6
1997	48-14	19-4
1998	61-5	27-1
1999	49-14	21-9
2000	38-20	18-12
2001	45-15	21-9
2002	46-13	25-5
2003	40-18	18-12
2004	32-24	15-15
2005	37-22	19-11
2006 (ASUN)	24-32	12-18
2007	32-23	13-14
2008	30-26	21-12
2009	30-22	20-9
2010	23-32	12-15
2011	32-25	18-13
2012	34-25	15-11
2013	30-30	13-14
2014	40-24	17-9
2015	28-28	10-10
2016	29-27	17-4
2017	25-32	10-11
2018	25-30	11-10
2019	27-29	11-13
2020	10-8	0-0
2021	29-22	13-8
2022	36-28	19-11
2023	25-29	14-16
2024	32-24	19-10
ALL-TIME	1,388-914-2	660-383



PRO OWLS

RICHARD LOVELADY..... **PITCHER**
 YEARS AT KSU2016
 CURRENT TEAM.....TAMPA BAY RAYS
 DRAFTED..... 2016 ROUND 10, PICK 313
 KANSAS CITY ROYALS

TYLER TOLVE..... **CATCHER**
 YEARS AT KSU2019-21
 CURRENT TEAM..... MISSISSIPPI BRAVES
 AA AFFILIATE - ATLANTA BRAVES
 DRAFTED..... 2021 ROUND 17, PICK 517
 ATLANTA BRAVES

JAKE RICE..... **PITCHER**
 YEARS AT KSU2021
 CURRENT TEAM.....AMARILLO SOD POODLES
 AA AFFILIATE - ARIZONA DIAMONDBACKS
 DRAFTED..... 2021 ROUND 9, PICK 258
 ARIZONA DIAMONDBACKS

JOSH HATCHER..... **OUTFIELDER**
 YEARS AT KSU2022
 CURRENT TEAM.....FRISCO ROUGHRIDERS
 AA AFFILIATE - TEXAS RANGERS
 DRAFTED..... 2022 ROUND 10, PICK 289
 TEXAS RANGERS

BLAKE WEHUNT..... **PITCHER**
 YEARS AT KSU 2023
 CURRENT TEAM.....SALEM RED SOX
 SINGLE-A AFFILIATE - BOSTON RED SOX
 DRAFTED.....2023 ROUND 9, PICK 268
 BOSTON RED SOX

BLAKE AITA..... **PITCHER**
 YEARS AT KSU2024
 CURRENT TEAM..... SALEM RED SOX
 SINGLE-A AFFILIATE - BOSTON RED SOX
 DRAFTED..... 2024 ROUND 6, PICK 177
 BOSTON RED SOX



S. WALTER KELLY SR. MEMORIAL FIELD

SURFACE: GRASS

CAPACITY: 930

SPSU/STI PLAYING DATES: 1951-2014

PREVIOUS TEAM: SOUTHERN POLYTECHNIC HORNETS



MICKEY DUNN STADIUM - COMING SOON TO THE SAW



THE LAST TIME KENNESAW STATE...

TEAM

Had 14 hits	at Stetson, April 5, 2024
Had 15 hits	vs. Columbia, Feb. 24, 2025
Had 16 hits	vs. Central Arkansas, April 13, 2024
Had 17 hits	at Jax State, Feb. 27, 2024
Had 18 hits	at North Alabama, April 11, 2021
Had 20 hits	at Bellarmine, April 27, 2024
4 Errors in a game	at No. 10 Clemson, Feb. 23, 2024
5 Errors in a game	6 at UAB, Feb. 17, 2024
Swept an ASUN Home Series	vs. Lipscomb, May 16-18, 2024
Swept an ASUN Road Series	at Stetson, April 8-10, 2022
Was Swept in ASUN Home Series	vs. UNA, May 12-14, 2023
Was Swept in ASUN Road Series	at Lipscomb, May 5-7, 2023
Back-to-Back Shutouts	vs. Brown, Mar 7, 2020 and Brown, March 7, 2020
Most Consecutive Shutouts	2 vs. Brown (DH), March 7, 2020
Shut out a non-conference opp. at home	vs. Morehead State (4-0), Feb. 19, 2022
Shut out an opp. on the road	at JSU (3-0), March 3, 2020
Shut out an ASUN opp. at home	vs. Lipscomb (7-0), May 16, 2024

PLAYER

4 Hits in a game	Jackson Bradfield at Samford, (3/1/25)
5 Hits in a game	Jamarie Brooks at FGCU (5/19/2023)
6 Hits in a game	Martin Baker at USC Upstate (4/12/2008)
2 Home runs in a game	Zac Corbin vs. Central Arkansas (4/14/2024)
3 Home runs in a game	Cash Young vs. Jacksonville (4/22/2022)
4 Runs in a game	Nick Hassan at Jax State (2/27/2024)
5 Runs in a game	Terence Norman vs. Grambling State (3/23/2018)
3 Stolen bases in a game	Nate Anderson vs. FGCU (3/24/2024)
4 Stolen bases in a game	Aaron Dobbs at Mercer (3/17/2012)
Hit for the cycle	Josh Hatcher vs. UNF (3/26/2022)

STARTERS SUMMARY

Player	GS	Position											Batting Order										
		p	c	1b	2b	3b	ss	lf	cf	rf	of	dh	1st	2nd	3rd	4th	5th	6th	7th	8th	9th		
Shamaar Mcduffie	13	13	1	4	2	6
Donovan Cash	13	.	.	6	.	7	5	3	5	
Chris Cole	13	13	13
Nate Anderson	12	9	.	3	9	3
Cooper Williams	12	.	.	.	7	4	.	1	.	.	1	10	1	
Wesley Alig	11	.	.	.	4	6	1	.	.	5	.	.	2	.	1	3	
Cam Suto	11	.	.	3	.	.	.	1	.	3	.	4	4	1	5	1	.	
Aaron Posey	8	.	8	1	7	
Evan Holstein	6	.	1	5	.	1	.	2	.	2	1	
Kaden Brown	5	.	.	4	1	1	3	.	.	
James Mcgee	4	.	4	4	
Jamarie Brooks	4	3	1	2	2	
Ryan Gold	3	3	
Jackson Bradfield	3	3	3	.	
Nolan Sliver	3	3	

KENNESAW STATE RECORDS WHEN...

STAT	2025 RECORD	2024 RECORD	UNDER COACH COE
Overall	5-8	32-24	98-89
Home	3-5	13-6	51-35
Away	2-3	17-18	41-50
Neutral Site	0-0	2-0	6-4
Conference Game	0-0	19-10	52-37
Non-Conference Game	5-8	10-13	42-51
Vs. Ranked Opponent	0-0	3-4	5-9
Vs. Opponent .500 or Better	1-3	16-15	49-66
Vs. Opponent Below .500	2-2	16-9	36-22
Day Game (before 6:00 p.m.)	5-7	24-15	65-45
Night Game (6:00 p.m. or later)	0-1	8-9	23-34
Conference Series (3+ games)	0-0	7-2	18-11
Conference Home Series (3+ games)	0-0	4-0	9-5
Non-conference Series (3+ games)	1-1	2-2	7-6-1
Non-conference Home Series (3+ games)	1-1	1-0	6-2
In February	4-6	4-5	18-13
In March	2-2	11-6	29-26
In April	0-0	9-8	29-25
In May	0-0	8-5	21-23
In June	0-0	0-0	1-2
On Monday	0-0	0-0	0-0
on Tuesday	0-2	3-7	6-20
On Wednesday	0-1	3-0	8-9
On Thursday	0-0	3-0	4-3
On Friday	2-2	6-4	27-17
On Saturday	2-2	12-5	34-19
On Sunday	1-1	4-8	15-22
In Extra-Inning Games	0-1	1-0	2-4
In Games with Less than 9 Innings	0-2	6-4	13-10
In Series Openers (3+ games)	1-1	11-3	22-15
In Series Finales (3+ games)	1-1	6-7	23-13
When Scoring 3 or Less Runs	0-4	1-15	1-37
When Scoring 4-6 Runs	1-4	9-7	24-30
When Scoring 7-9 Runs	1-0	6-2	25-9
When Scoring 10+ Runs	3-0	16-0	36-4
Collecting 5 or Less Hits	0-1	2-7	3-15
Collecting 6-9 Hits	1-6	12-13	23-38
Collecting 10-14 Hits	3-1	11-4	40-27
Collecting 15+ Hits	1-0	7-0	20-0
Collecting 2 Homers	2-1	6-1	22-13
Collecting 3 Homers	0-0	2-0	6-2
Collecting 4 Homers	0-0	1-0	5-0
Collecting 5+ Homers	0-0	0-0	0-0
Collecting 7-9 Strikeouts (pitching)	3-4	8-8	27-33
Collecting 10-14 Strikouts (pitching)	1-3	10-2	25-19
Collecting 15+ Strikeouts (pitching)	0-0	1-0	3-0
When a Player has Multiple Hits	5-8	30-19	85-69
When a Player has Multiple Homers	0-0	3-0	11-1
When a Player has Multiple Extra-Base Hits	2-0	14-0	35-15
When a Pitcher goes 6.0-6.2 Innings	0-1	7-3	18-11
When a Pitcher goes 7.0+ Innings	0-0	5-4	11-7
When a Pitcher has 5-7 Strikeouts	3-1	8-3	23-20
When a Pitcher has 8-9 Strikouts	0-0	4-3	13-6
When a Pitcher has 10+ Strikeouts	0-0	2-0	2-1

KENNESAW STATE DIVISION I SINGLE-GAME RECORDS

TEAM

At-Bats	62 at Jacksonville State, March 2, 2014
Runs Scored	32 at USC Upstate, April 12, 2008
Hits	35 at USC Upstate, April 12, 2008
RBI	31 at USC Upstate, April 12, 2008
Doubles	8 (4x), last: at Jacksonville, March 18, 2022
Triples	3 vs. Belmont, April 15, 2006
Home Runs	5 vs. Belmont, April 1, 2010
Total Bases	46 at USC Upstate, April 12, 2008
Walks	15 at Queens, April 20, 2024
Hit By Pitch	6 at Jacksonville, March 24, 2007
Sacrifice Flies	4 at USC Upstate, April 12, 2008
Sacrifice Hits	5 (2x), last: at Georgia Souther, March 8, 2016
Stolen Bases	7 vs. Mercer, March 25, 2006
Intentional Walks	3 (3x), last: at USC Upstate, April 16, 2016
Innings Pitched	16.2 at Jacksonville State, March 2, 2014
Strikeouts (pitching)	19 (3x), last: at Georgia Southern, May 12, 2015
Batters Faced	82 at Jacksonville State, March 2, 2014
Strikeouts Looking (pitching)	10 vs Southern Utah, March 21, 2009
Chances (fielding)	67 (2x), last at Jacksonville State, March 2, 2014
Putouts (fielding)	50 at Jacksonville State, March 2, 2014
Assists (fielding)	20 at Troy, May 11, 2010
Double Plays Forced	4 (4x), last: vs. Eastern Kentucky, March 25, 2023

PLAYER

At-Bats	9 - Kal Simmons at Jacksonville State, March 2, 2014
Runs Scored	5 (3x), last: Terence Norman vs. Grambling State, March 23, 2018
Hits	6 (2x), last: Martin Baker at USC Upstate, April 12, 2008
RBI	7 (4x), last: Griffin Helms vs. Grambling State, March 23, 2018
Doubles	4 - Josh Hatcher at Jacksonville, March 18, 2022
Triples	2 - Nick Colina vs. New Orleans, Feb. 19, 2023
Home Runs	3 - Cash Young vs. Jacksonville, April 22, 2022
Total Bases	12 (2x), last: Cash Young vs. Jacksonville, April 22, 2022
Walks	4 (7x), last: Jamarie Brooks at Kentucky, March 9, 2024
Hit by Pitch	3 - Jay Morrow at Lipscomb, March 29, 2008
Sacrifice Flies	2 (4x), last: Zac Corbin vs. Stetson, May 14, 2022
Sacrifice Hits	2 (34x), last: Jamarie Brooks at Belmont, March 6, 2024
Stolen Bases	4 - Aaron Dobbs at Mercer, March 17, 2012
Steal Attempts	5 - Aaron Dobbs at Mercer, March 17, 2012
Intentional Walks	2 (4x), last: Josh Hatcher vs. Liberty, April 15, 2022
Innings Pitched	9.0 (31x), last: Luke Torbert at Bellarmine, April 17, 2021
Strikeouts (pitching)	15 (2x), last: Chris Erwin at Georgia Southern, May 12, 2015
Most Strikeouts Looking (pitching)	8 - Tony Dibrell vs. USC Upstate, April 7, 2017
Most Putouts (fielding)	20 - Jace Whitmer vs. FGCU, May 8, 2009
Most Assists (fielding)	11 - Kal Simmons at Stetson, March 30, 2013
Most Caught Stealing By (fielding)	4 - Daniel Seres vs. Stetson, April 7, 2018

KENNESAW STATE BATTING ORDER BY GAME (# OF 2025 START IN SPOT)

OPPONENT	1	2	3	4	5	6	7	8	9	#	Record
Feb. 14 vs. Rutgers	COLE (1)	CASH (1)	WILLIAMS (1)	SUTO (1)	ALIG (1)	ANDERSON (1)	BROOKS (1)	POSEY (1)	MCDUFFIE (1)	1	1-0
Feb. 14 vs. Rutgers	COLE (2)	CASH (2)	WILLIAMS (2)	SUTO (2)	ALIG (2)	ANDERSON (1)	HOLSTEIN (1)	MCGEE (1)	MCDUFFIE (2)	2	1-1
Feb. 15 vs. Rutgers	COLE (3)	CASH (3)	WILLIAMS (3)	HOLSTEIN (1)	ANDERSON (1)	BROWN (1)	ALIG (1)	POSEY (2)	MCDUFFIE (3)	3	1-2
Feb. 18 vs. Georgia	COLE (4)	CASH (4)	WILLIAMS (4)	SUTO (3)	ANDERSON (2)	HOLSTEIN (1)	BROOKS (2)	POSEY (3)	MCDUFFIE (4)	4	1-3
Feb. 19 vs. Mercer	COLE (5)	ALIG (1)	CASH (1)	HOLSTEIN (2)	ANDERSON (3)	BROWN (2)	BRADFIELD (1)	MCDUFFIE (1)	BERRY II (1)	5	1-4
Feb. 21 vs. Columbia	COLE (6)	CASH (5)	WILLIAMS (5)	SUTO (4)	ANDERSON (4)	BROWN (3)	MCDUFFIE (1)	POSEY (4)	BERRY II (2)	6	1-5
Feb. 22 vs. Columbia	COLE (7)	MCDUFFIE (1)	WILLIAMS (6)	CASH (1)	BROWN (1)	HOLSTEIN (2)	SUTO (1)	POSEY (5)	ALIG (1)	7	2-5
Feb. 23 vs. Columbia	COLE (8)	HOLSTEIN (1)	CASH (2)	WILLIAMS(1)	SUTO (1)	ANDERSON (3)	POSEY (1)	MCDUFFIE (2)	ALIG (2)	8	3-5
Feb. 25 at Georgia State	COLE (9)	WILLIAMS (1)	CASH (3)	BROWN (1)	ANDERSON (5)	SUTO (1)	MCDUFFIE (2)	MCGEE (2)	ALIG (3)	9	3-6
Feb. 28 at Samford	COLE (10)	ALIG (2)	WILLIAMS (7)	CASH (2)	ANDERSON (6)	SUTO (2)	MCDUFFIE (3)	POSEY (6)	BROOKS (1)	10	4-6
March 1 at Samford	COLE (11)	ALIG (3)	WILLIAMS (8)	CASH (3)	ANDERSON (7)	SUTO (3)	MCDUFFIE (4)	MCGEE (3)	BROOKS (2)	11	4-7
March 1 at Samford	COLE (12)	ALIG (4)	WILLIAMS (9)	CASH (4)	ANDERSON (8)	SUTO (4)	BRADFIELD (2)	POSEY (7)	MCDUFFIE (5)	12	5-7
March 2 at Samford	COLE (13)	ALIG (5)	WILLIAMS (10)	CASH (5)	ANDERSON (9)	SUTO (5)	BRADFIELD (3)	MCGEE (3)	MCDUFFIE (6)	13	5-8
March 4 at Georgia Tech											
March 7 at West Virginia											
March 8 at West Virginia											
March 9 at West Virginia											
March 12 at Mercer											
March 14 at Citadel											
March 15 at Citadel											
March 16 at Citadel											
March 18 at Georgia Southern											
March 21 vs. Western Kentucky											
March 22 vs. Western Kentucky											
March 23 vs. Western Kentucky											
March 25 vs. Georgia Tech											
March 28 at La. Tech											
March 29 at La. Tech											
March 30 at La. Tech											
April 1 vs. Georgia State											
April 4 vs. Jacksonville State											
April 5 vs. Jacksonville State											
April 6 vs. Jacksonville State											
April 11 at Sam Houston											
April 12 at Sam Houston											
April 13 at Sam Houston											
April 15 vs. West Georgia											
April 17 vs. FIU											
April 18 vs. FIU											
April 19 vs. FIU											
April 22 at Charlotte											
April 25 at Liberty											
April 26 at Liberty											
April 27 at Liberty											
April 29 at Georgia											
May 2 vs. New Mexico State											
May 3 vs. New Mexico State											
May 4 vs. New Mexico State											
May 6 at West Georgia											
May 9 at Dallas Baptist											
May 10 at Dallas Baptist											
May 11 at Dallas Baptist											
May 13 vs. Georgia Southern											
May 15 vs. MTSU											
May 16 vs. MTSU											
May 17 vs. MTSU											



2025 Kennesaw State Baseball
Miscellaneous Stats for Kennesaw State (as of Mar 03, 2025)
(All games)



Multiple Hit Games	2	3	4	5+	Total
Chris Cole	4	2	-	-	6
Donovan Cash	5	-	-	-	5
Cam Suto	4	-	-	-	4
Nate Anderson	3	1	-	-	4
Wesley Alig	3	-	-	-	3
Cooper Williams	1	1	1	-	3
James Mcgee	1	-	-	-	1
Kaden Brown	-	1	-	-	1
Aaron Posey	-	1	-	-	1
Jackson Bradfield	-	-	1	-	1
Shamaar Mcduffie	-	1	-	-	1
TEAM	21	7	2	0	30

Multiple RBI Games	2	3	4	5+	Total
Kaden Brown	2	-	-	-	2
Nate Anderson	1	-	-	1	2
Chris Cole	2	-	-	-	2
Cooper Williams	1	-	-	1	2
Cam Suto	-	1	-	-	1
Aaron Posey	1	-	-	-	1
Jackson Bradfield	1	-	-	-	1
Donovan Cash	-	1	-	-	1
James Mcgee	1	-	-	-	1
TEAM	9	2	0	2	13

Hitting Streaks	Longest	Current
Cam Suto	4	2
Aaron Posey	4	2
Cooper Williams	4	4
Chris Cole	4	-
Wesley Alig	4	-
Donovan Cash	3	-
Nate Anderson	3	3
Shamaar Mcduffie	3	-
Kaden Brown	3	-
Jackson Bradfield	2	2
James Mcgee	2	-
Jamarie Brooks	2	-
Evan Holstein	2	-
Corey Berry II	1	-

Reached Base Streaks	Longest	Current
Donovan Cash	12	-
Nate Anderson	12	12
Chris Cole	7	5
Aaron Posey	7	7
Wesley Alig	6	-
Cam Suto	6	4
Shamaar Mcduffie	5	-
Kaden Brown	5	-
Cooper Williams	4	4
Evan Holstein	2	-
Jamarie Brooks	2	-
James Mcgee	2	-
Jackson Bradfield	2	2
Corey Berry II	2	2



2025 Kennesaw State Baseball
 Miscellaneous Stats for Kennesaw State (as of Mar 03, 2025)
 (All games)

Starting Lineup By Position
 (Team W-L record when starter)

PITCHER:		
Ryan Gold	3	(2-1)
Braden Osbolt	3	(2-1)
Nolan Sliver	3	(1-2)
Ty Bayer	2	(0-2)
Peter Jezerinac	1	(0-1)
Daniel Powell	1	(0-1)
CATCHER:		
Aaron Posey	8	(5-3)
James Mcgee	4	(0-4)
Evan Holstein	1	(0-1)
FIRST BASE:		
Donovan Cash	6	(3-3)
Kaden Brown	4	(1-3)
Cam Suto	3	(1-2)
SECOND BASE:		
Cooper Williams	7	(3-4)
Wesley Alig	4	(2-2)
Corey Berry II	2	(0-2)
THIRD BASE:		
Donovan Cash	7	(2-5)
Wesley Alig	6	(3-3)
SHORTSTOP:		
Shamaar Mcduffie	13	(5-8)
LEFT FIELD:		
Nate Anderson	9	(3-6)
Jamarie Brooks	3	(1-2)
Cam Suto	1	(1-0)
CENTER FIELD:		
Chris Cole	13	(5-8)
RIGHT FIELD:		
Cooper Williams	4	(2-2)
Nate Anderson	3	(1-2)
Cam Suto	3	(1-2)
Jackson Bradfield	3	(1-2)
DESIGNATED HITTER:		
Evan Holstein	5	(2-3)
Cam Suto	4	(2-2)
Kaden Brown	1	(0-1)
Jamarie Brooks	1	(1-0)
Cooper Williams	1	(0-1)
Wesley Alig	1	(0-1)

Starting Lineup By Lineup Spot
 (Team W-L record when starter)

LEADOFF:		
Chris Cole	13	(5-8)
2ND SPOT:		
Wesley Alig	5	(2-3)
Donovan Cash	5	(1-4)
Cooper Williams	1	(0-1)
Evan Holstein	1	(1-0)
Shamaar Mcduffie	1	(1-0)
3RD SPOT:		
Cooper Williams	10	(4-6)
Donovan Cash	3	(1-2)
CLEANUP:		
Donovan Cash	5	(3-2)
Cam Suto	4	(1-3)
Evan Holstein	2	(0-2)
Kaden Brown	1	(0-1)
Cooper Williams	1	(1-0)
5TH SPOT:		
Nate Anderson	9	(2-7)
Wesley Alig	2	(1-1)
Cam Suto	1	(1-0)
Kaden Brown	1	(1-0)
6TH SPOT:		
Cam Suto	5	(2-3)
Nate Anderson	3	(2-1)
Kaden Brown	3	(0-3)
Evan Holstein	2	(1-1)
7TH SPOT:		
Shamaar Mcduffie	4	(1-3)
Jackson Bradfield	3	(1-2)
Jamarie Brooks	2	(1-1)
Aaron Posey	1	(1-0)
Evan Holstein	1	(0-1)
Wesley Alig	1	(0-1)
Cam Suto	1	(1-0)
8TH SPOT:		
Aaron Posey	7	(4-3)
James Mcgee	4	(0-4)
Shamaar Mcduffie	2	(1-1)
9TH SPOT:		
Shamaar Mcduffie	6	(2-4)
Wesley Alig	3	(2-1)
Corev Berrv II	2	(0-2)



2025 Kennesaw State Baseball
Overall Statistics for Kennesaw State (as of Mar 03, 2025)
(All games Sorted by Batting avg)

Record: 5-8 Home: 3-5 Away: 2-3 Conference: 0-0

Player	avg	gp-gs	ab	r	h	2b	3b	hr	rbi	tb	slg%	bb	hp	so	gdp	ob%	sf	sh	sb-att	po	a	e	fld%
Jackson Bradfield	.375	5-3	16	0	6	0	0	0	3	6	.375	1	0	4	0	.412	0	0	0-0	8	0	0	1.000
Chris Cole	.367	13-13	49	6	18	1	1	0	5	21	.429	10	3	7	0	.500	0	1	7-11	28	0	2	.933
Cooper Williams	.348	12-12	46	10	16	4	0	2	11	26	.565	5	2	12	0	.426	1	0	1-2	19	19	3	.927
Aaron Posey	.296	8-8	27	3	8	3	0	0	4	11	.407	9	0	12	0	.472	0	0	0-0	78	2	1	.988
Kaden Brown	.294	6-5	17	3	5	0	0	0	4	5	.294	2	3	7	0	.455	0	0	0-0	27	3	1	.968
Nate Anderson	.292	13-12	48	12	14	1	1	3	10	26	.542	4	3	12	0	.382	0	0	2-3	27	0	0	1.000
Cam Suto	.277	13-11	47	9	13	2	0	3	5	24	.511	1	3	18	0	.333	0	0	0-0	29	1	2	.938
Donovan Cash	.260	13-13	50	6	13	3	0	2	6	22	.440	12	0	7	0	.397	1	0	0-1	47	15	6	.912
James Mcgee	.231	7-4	13	1	3	1	0	0	3	4	.308	1	0	1	0	.286	0	1	0-0	27	5	0	1.000
Shamaar Mcduffie	.222	13-13	45	4	10	0	0	0	1	10	.222	6	1	15	0	.327	0	0	0-0	21	24	1	.978
Wesley Alig	.222	12-11	36	5	8	1	0	0	5	9	.250	5	2	7	1	.349	0	1	0-1	7	27	4	.895
Corey Berry Ii	.200	3-2	5	0	1	0	0	0	1	1	.200	3	0	0	0	.500	0	1	0-0	3	8	2	.846
Jamarie Brooks	.133	8-4	15	4	2	0	0	0	1	2	.133	2	1	10	0	.278	0	0	0-0	3	0	1	.750
Evan Holstein	.100	7-6	20	4	2	0	0	0	0	2	.100	5	2	5	0	.333	0	0	0-0	5	0	0	1.000
Anthony Clavet	.000	1-0	2	0	0	0	0	0	0	0	.000	0	0	1	0	.000	0	0	0-0	0	1	0	1.000
Hudson Mimbs	.000	2-0	2	0	0	0	0	0	0	0	.000	0	0	1	0	.000	0	0	0-0	0	0	0	.000
Landon Tate	.000	1-0	0	0	0	0	0	0	0	0	.000	0	0	0	0	.000	0	0	0-0	0	1	0	1.000
Totals	.272	13	438	67	119	16	2	10	59	169	.386	66	20	119	1	.390	2	4	10-18	334	120	29	.940
Opponents	.280	13	450	95	126	33	3	11	84	198	.440	66	13	110	4	.383	6	4	16-18	334	111	12	.974

LOB - Team (129), Opp (110). DPs turned - Team (10), Opp (6). IBB - Team (1), D. Cash 1, Opp (4).

(All games Sorted by Earned run avg)

Player	era	w-l	app	gs	cg	sho	sv	ip	h	r	er	bb	so	2b	3b	hr	b/avg	wp	hp	bk	sfa	sha
J.T. Gibson	0.00	0-1	4	0	0	0/0	0	3.1	3	3	0	5	6	1	0	0	.231	1	0	0	0	1
Halton Hardy	0.00	0-0	4	0	0	0/0	0	3.1	6	6	0	4	5	2	0	1	.400	1	0	0	0	1
Harry Cain	1.50	1-0	5	0	0	0/0	0	6.0	4	1	1	4	9	1	0	0	.182	1	1	0	0	0
Ryan Renfroe	2.35	1-0	5	0	0	0/0	0	7.2	6	4	2	4	13	2	0	2	.214	1	0	0	0	0
Daniel Powell	3.09	1-1	4	1	0	0/0	0	11.2	6	4	4	4	10	1	0	1	.154	3	1	1	0	0
Bo Rhudy	3.18	0-0	4	0	0	0/0	2	5.2	7	2	2	1	8	2	0	1	.280	0	0	0	0	0
Ty Bayer	3.46	1-1	4	2	0	0/0	0	13.0	9	8	5	8	12	2	1	0	.180	0	2	1	1	0
Ethan Osada	4.50	0-0	2	0	0	0/0	0	2.0	1	1	1	1	3	0	0	0	.167	0	1	0	0	0
Braden Osbolt	4.91	0-0	3	3	0	0/0	0	14.2	18	13	8	2	12	2	0	2	.277	0	2	0	1	0
Smith Pinson	5.91	1-0	5	0	0	0/0	1	10.2	15	10	7	6	11	2	1	0	.326	3	2	0	0	0
Jackson Abernathy	6.00	0-0	2	0	0	0/0	0	3.0	6	2	2	2	1	2	0	0	.462	0	0	0	1	0
Ryan Gold	7.71	0-0	3	3	0	0/0	0	11.2	13	10	10	6	7	4	0	2	.289	0	1	0	0	1
Nolan Mckinstry	7.71	0-0	3	0	0	0/0	0	2.1	0	2	2	4	1	0	0	0	.000	0	2	0	0	0
Nolan Sliver	9.64	0-2	3	3	0	0/0	0	9.1	20	12	10	4	9	6	1	1	.435	2	0	0	2	0
Nate Helman	13.50	0-1	4	0	0	0/0	0	2.2	3	4	4	2	2	2	0	0	.300	2	0	0	0	1
Peter Jezerinac	19.64	0-1	3	1	0	0/0	0	3.2	6	8	8	5	1	2	0	1	.375	0	1	0	1	0
Payton Doyle	54.00	0-0	1	0	0	0/0	0	0.1	1	2	2	3	0	1	0	0	.500	0	0	0	0	0
Agyei Quinichett	81.00	0-1	1	0	0	0/0	0	0.1	2	3	3	1	0	1	0	0	.667	2	0	0	0	0
Totals	5.74	5-8	13	13	0	0/0	3	111.1	126	95	71	66	110	33	3	11	.280	16	13	2	6	4
Opponents	5.09	8-5	13	13	0	0/0	3	111.1	119	67	63	66	119	16	2	10	.272	12	20	0	2	4

PB - Team (0), Opp (2). SBA/ATT - J. Mcgee (8-10), A. Posey (8-8), T. Bayer (3-3), H. Hardy (1-2), B. Osbolt (2-2), R. Renfroe (2-2), D. Powell (2-2), R. Gold (2-2), S. Pinson (1-2), J. Abernathy (1-1), N. Mckinstry (1-1), H. Cain (1-1).



2025 Kennesaw State Baseball
Overall Statistics for Kennesaw State (as of Mar 03, 2025)
(All games Sorted by Fielding pct)

Player	c	po	a	e	fld%	dp	sba	csb	sba%	pb	ci
James Mcgee	32	27	5	0	1.000	0	8	2	.800	0	0
Nate Anderson	27	27	0	0	1.000	0	0	0	---	0	0
Jackson Bradfield	8	8	0	0	1.000	0	0	0	---	0	0
Evan Holstein	5	5	0	0	1.000	0	0	0	---	0	0
Smith Pinson	3	2	1	0	1.000	0	1	1	.500	0	0
Ryan Gold	3	0	3	0	1.000	0	2	0	1.000	0	0
Ryan Renfroe	3	0	3	0	1.000	0	2	0	1.000	0	0
Peter Jezerinac	1	0	1	0	1.000	0	0	0	---	0	0
Landon Tate	1	0	1	0	1.000	0	0	0	---	0	0
Nolan Mckinstry	1	1	0	0	1.000	0	1	0	1.000	0	0
Bo Rhudy	1	0	1	0	1.000	0	0	0	---	0	0
Halton Hardy	1	0	1	0	1.000	0	1	1	.500	0	0
Anthony Clavet	1	0	1	0	1.000	0	0	0	---	0	0
J.T. Gibson	1	0	1	0	1.000	0	0	0	---	0	0
Aaron Posey	81	78	2	1	.988	0	8	0	1.000	0	0
Shamaar Mcduffie	46	21	24	1	.978	9	0	0	---	0	0
Kaden Brown	31	27	3	1	.968	1	0	0	---	0	0
Cam Suto	32	29	1	2	.938	3	0	0	---	0	0
Chris Cole	30	28	0	2	.933	0	0	0	---	0	0
Cooper Williams	41	19	19	3	.927	6	0	0	---	0	0
Donovan Cash	68	47	15	6	.912	6	0	0	---	0	0
Wesley Alig	38	7	27	4	.895	3	0	0	---	0	0
Corey Berry II	13	3	8	2	.846	1	0	0	---	0	0
Jamarie Brooks	4	3	0	1	.750	0	0	0	---	0	0
Braden Osbolt	7	1	3	3	.571	0	2	0	1.000	0	0
Nolan Sliver	2	1	0	1	.500	0	0	0	---	0	0
Ty Bayer	2	0	0	2	.000	0	3	0	1.000	0	0
Harry Cain	0	0	0	0	.000	0	1	0	1.000	0	0
Jackson Abernathy	0	0	0	0	.000	0	1	0	1.000	0	0
Daniel Powell	0	0	0	0	.000	0	2	0	1.000	0	0
Agyei Quinichett	0	0	0	0	.000	0	0	0	---	0	0
Hudson Mimbs	0	0	0	0	.000	0	0	0	---	0	0
Ethan Osada	0	0	0	0	.000	0	0	0	---	0	0
Payton Doyle	0	0	0	0	.000	0	0	0	---	0	0
Nate Helman	0	0	0	0	.000	0	0	0	---	0	0
Totals	483	334	120	29	.940	10	16	2	.889	0	0
Opponents	457	334	111	12	.974	6	10	8	.556	2	0



2025 Kennesaw State Baseball
 Games Summary for Kennesaw State (as of Mar 03, 2025)
 (All games)

Score by innings	1	2	3	4	5	6	7	8	9	EX	Total
Kennesaw State	10	10	6	8	9	3	11	3	7	0	67
Opponents	7	7	14	19	22	7	4	4	6	5	95

Record when ...

Overall	5-8	After 6 leading	3-1
Conference	0-0 trailing	2-6
Non-Conference	5-8 tied	0-1
Home games	3-5	After 7 leading	4-1
Away games	2-3 trailing	1-4
Neutral site	0-0 tied	0-1
Day games	5-7	After 8 leading	4-0
Night games	0-1 trailing	1-4
vs Left starter	1-1 tied	0-2
vs Right starter	4-7		
1-Run games	1-0	Hit 0 home runs	2-5
2-Run games	3-2	... 1 home run	0-2
5+Run games	0-5	... 2+ home runs	3-1
Extra innings	0-1		
Shutouts	0-0	Opponent 0 home runs	2-4
	 1 home run	2-2
	 2+ HRs	1-2
Scoring 0-2 runs	0-3		
..... 3-5 runs	1-5		
..... 6-9 runs	1-0	Made 0 errors	0-2
..... 10+ runs	3-0	... 1 error	0-2
	 2+ errors	5-4
Opponent 0-2 runs	0-0		
..... 3-5 runs	2-1	Opp. made 0 errors	2-3
..... 6-9 runs	3-5 1 error	1-4
..... 10+ runs	0-2 2+ errors	2-1
Scored in 1st inning	1-4	Out-hit opponent	2-3
Opp. scored in 1st	3-2	Out-hit by opponent	2-5
Scores first	1-4	Hits are tied	1-0
Opp. scores first	4-4		

Record when team scores:

Runs	0	1	2	3	4	5	6	7	8	9	10+
W-L	0-0	0-2	0-1	0-1	0-3	1-1	0-0	1-0	0-0	0-0	3-0

Record when opponent scores:

Runs	0	1	2	3	4	5	6	7	8	9	10+
W-L	0-0	0-0	0-0	1-1	0-0	1-0	1-1	0-3	0-0	2-1	0-2

Record when leading after:

Inn.	1	2	3	4	5	6	7	8
W-L	1-4	1-3	2-2	2-2	2-1	3-1	4-1	4-0

Record when trailing after:

Inn.	1	2	3	4	5	6	7	8
W-L	3-1	1-2	1-3	1-4	3-6	2-6	1-4	1-4

Record when tied after:

Inn.	1	2	3	4	5	6	7	8
W-L	1-3	3-3	2-3	2-2	0-1	0-1	0-1	0-2

Current losing streak: 1
 Longest winning streak: 2
 Longest losing streak: 5

Home attendance : 4099 (8 dates avg = 512)
 Away attendance : 2552 (5 dates avg = 510)
 Total attendance: 6651 (13 dates avg = 511)



2025 Kennesaw State Baseball
Batting Analysis for Kennesaw State (as of Mar 03, 2025)
(All games Sorted by Player Name)

Player	vs left			vs right			w/runners			w/bases empty			w/bases loaded			as leadoff			fly	gnd	fly/
	h	ab	avg	h	ab	avg	h	ab	avg	h	ab	avg	h	ab	avg	rch	ops	pct	out	out	gnd
Wesley Alig	0	7	.000	8	29	.276	6	23	.261	2	13	.154	1	2	.500	1	7	.143	11	9	1.2
Nate Anderson	0	6	.000	14	42	.333	8	22	.364	6	26	.231	1	2	.500	4	13	.308	14	8	1.8
Jackson Bradfield	0	3	.000	6	13	.462	2	7	.286	4	9	.444	0	0	---	1	2	.500	4	2	2.0
Jamarie Brooks	0	2	.000	2	13	.154	2	6	.333	0	9	.000	0	0	---	2	6	.333	0	3	0.0
Kaden Brown	1	2	.500	4	15	.267	4	12	.333	1	5	.200	1	2	.500	2	3	.667	2	3	0.7
Donovan Cash	3	10	.300	10	40	.250	6	24	.250	7	26	.269	0	0	---	5	11	.455	14	13	1.1
Anthony Clavet	0	0	---	0	2	.000	0	1	.000	0	1	.000	0	0	---	0	0	---	1	0	99.9
Chris Cole	2	13	.154	16	36	.444	7	23	.304	11	26	.423	1	4	.250	11	24	.458	8	17	0.5
Evan Holstein	0	3	.000	2	17	.118	0	7	.000	2	13	.154	0	1	.000	2	7	.286	5	8	0.6
Corey Berry li	0	0	---	1	5	.200	0	2	.000	1	3	.333	0	1	.000	2	3	.667	1	4	0.2
Shamaar Mcduffie	2	7	.286	8	38	.211	6	23	.261	4	22	.182	0	2	.000	5	11	.455	9	10	0.9
James Mcgee	0	1	.000	3	12	.250	2	7	.286	1	6	.167	0	0	---	2	4	.500	4	5	0.8
Hudson Mimbs	0	0	---	0	2	.000	0	1	.000	0	1	.000	0	0	---	0	1	.000	0	1	0.0
Aaron Posey	2	8	.250	6	19	.316	5	15	.333	3	12	.250	1	2	.500	1	4	.250	2	5	0.4
Cam Suto	3	8	.375	10	39	.256	7	29	.241	6	18	.333	0	0	---	3	11	.273	8	8	1.0
Cooper Williams	6	13	.462	10	33	.303	8	28	.286	8	18	.444	2	3	.667	1	7	.143	13	5	2.6
Totals	19	83	.229	100	355	.282	63	230	.274	56	208	.269	7	19	.368	42	114	.368	96	101	1.0
Opponents	22	74	.297	104	376	.277	72	231	.312	54	219	.247	3	19	.158	45	117	.385	101	105	1.0

Player	pinch hitting			w/runners in scoring pos			w/runner on 3rd and LT 2 out			with 2 outs			success adv runners			2- rnr		rch	rch	kl	
	h	ab	avg	h	ab	avg	rbi	ops	pct	h	ab	avg	adv	ops	pct	rbi	w/out	lob	err	fc	kl
Wesley Alig	0	0	---	3	15	.200	3	4	.750	3	12	.250	14	26	.538	2	4	8	1	4	1
Nate Anderson	0	1	.000	5	13	.385	2	2	1.000	5	17	.294	12	26	.462	2	0	12	0	3	2
Jackson Bradfield	0	1	.000	2	3	.667	0	0	---	4	6	.667	3	7	.429	3	1	1	0	1	0
Jamarie Brooks	0	0	---	0	3	.000	1	1	1.000	0	6	.000	3	7	.429	0	0	5	0	1	0
Kaden Brown	0	1	.000	4	7	.571	0	1	.000	3	8	.375	5	13	.385	4	0	3	0	0	2
Donovan Cash	0	0	---	4	13	.308	1	2	.500	6	21	.286	13	27	.481	3	2	14	3	5	0
Anthony Clavet	0	1	.000	0	1	.000	0	0	---	0	0	---	0	1	.000	0	0	0	0	0	0
Chris Cole	0	0	---	6	16	.375	2	4	.500	2	10	.200	12	27	.444	3	1	17	0	2	1
Evan Holstein	0	1	.000	0	6	.000	0	0	---	0	7	.000	2	8	.250	0	2	10	0	0	4
Corey Berry li	0	0	---	0	2	.000	0	0	---	0	1	.000	4	5	.800	1	2	3	0	0	0
Shamaar Mcduffie	0	0	---	2	12	.167	0	1	.000	3	18	.167	11	26	.423	1	2	15	0	2	9
James Mcgee	1	1	1.000	1	4	.250	0	0	---	2	7	.286	3	8	.375	2	1	5	1	1	0
Hudson Mimbs	0	0	---	0	1	.000	0	0	---	0	1	.000	0	1	.000	0	0	2	0	0	0
Aaron Posey	0	0	---	4	11	.364	0	1	.000	6	13	.462	8	18	.444	3	0	7	0	0	5
Cam Suto	1	1	1.000	2	16	.125	1	3	.333	3	11	.273	8	30	.267	0	0	10	0	3	3
Cooper Williams	0	0	---	6	18	.333	3	3	1.000	9	20	.450	14	32	.438	5	2	14	1	0	2
Totals	2	7	.286	39	141	.277	13	22	.591	46	158	.291	112	262	.427	29	17	129	6	22	29
Opponents	1	3	.333	61	167	.365	20	38	.526	40	144	.278	143	275	.520	36	30	110	18	14	21

Success Advancing Runners = percentage of times the batter advanced at least one runner during a plate appearance

#Rnr Adv w/Out = TOTAL number of runners advanced when the player made an out



2025 Kennesaw State Baseball
Pitching Analysis for Kennesaw State (as of Mar 03, 2025)
(All games Sorted by Player Name)

Player	vs left			vs right			w/runners			w/bases empty			vs leadoff			with 2 outs			fly	gnd	fly/	
	h	ab	avg	h	ab	avg	h	ab	avg	h	ab	avg	rch	ops	pct	h	ab	avg	out	out	gnd	gdp
Jackson Abernathy	1	5	.200	5	8	.625	3	8	.375	3	5	.600	1	3	.333	1	3	.333	5	2	2.5	1
Ty Bayer	3	24	.125	6	26	.231	6	24	.250	3	26	.115	4	14	.286	4	17	.235	14	11	1.3	1
Harry Cain	2	10	.200	2	12	.167	3	10	.300	1	12	.083	1	6	.167	3	11	.273	7	2	3.5	0
Payton Doyle	0	0	---	1	2	.500	1	2	.500	0	0	---	1	1	1.000	0	0	---	1	0	99.	0
J.T. Gibson	0	5	.000	3	8	.375	2	10	.200	1	3	.333	1	2	.500	0	3	.000	1	2	0.5	0
Ryan Gold	3	12	.250	10	33	.303	7	20	.350	6	25	.240	6	14	.429	3	12	.250	10	16	0.6	0
Halton Hardy	4	7	.571	2	8	.250	5	11	.455	1	4	.250	1	2	.500	3	6	.500	2	2	1.0	0
Nate Helman	1	5	.200	2	5	.400	2	6	.333	1	4	.250	1	2	.500	1	3	.333	3	3	1.0	0
Peter Jezerinac	1	9	.111	5	7	.714	3	8	.375	3	8	.375	3	5	.600	0	4	.000	5	5	1.0	0
Nolan Mckinstry	0	5	.000	0	1	.000	0	4	.000	0	2	.000	2	3	.667	0	1	.000	2	3	0.7	0
Ethan Osada	1	4	.250	0	2	.000	1	3	.333	0	3	.000	1	2	.500	0	1	.000	0	2	0.0	0
Braden Osbolt	7	26	.269	11	39	.282	7	28	.250	11	37	.297	5	17	.294	5	18	.278	10	20	0.5	0
Smith Pinson	8	22	.364	7	24	.292	11	26	.423	4	20	.200	2	10	.200	7	17	.412	8	11	0.7	1
Daniel Powell	1	14	.071	5	25	.200	1	9	.111	5	30	.167	2	13	.154	2	12	.167	13	9	1.4	1
Agyei Quinichett	0	1	.000	2	2	1.000	2	3	.667	0	0	---	0	0	---	0	0	---	0	1	0.0	0
Ryan Renfro	3	9	.333	3	19	.158	3	11	.273	3	17	.176	3	7	.429	4	12	.333	5	3	1.7	0
Bo Rhudy	4	13	.308	3	12	.250	3	17	.176	4	8	.500	4	5	.800	2	10	.200	7	2	3.5	0
Nolan Sliver	10	22	.455	10	24	.417	12	31	.387	8	15	.533	7	11	.636	5	14	.357	8	11	0.7	0
Totals	49	193	.254	77	257	.300	72	231	.312	54	219	.247	45	117	.385	40	144	.278	101	105	1.0	4
Opponents	49	148	.331	70	290	.241	63	230	.274	56	208	.269	42	114	.368	46	158	.291	96	101	1.0	1

Player	app	gs	ip/app	*h/g	*r/g	*er/g	*bb/g	*so/g	k/bb	*2b/g	*3b/g	*hr/g	*fo/g	*go/g	*bf/g	sba	att	pct
Jackson Abernathy	2	0	1.50	18.00	6.00	6.00	6.00	3.00	0.5	6.00	0.00	0.00	15.00	6.00	48.00	1	1	1.000
Ty Bayer	4	2	3.25	6.23	5.54	3.46	5.54	8.31	1.5	1.38	0.69	0.00	9.69	7.62	42.23	3	3	1.000
Harry Cain	5	0	1.20	6.00	1.50	1.50	6.00	13.50	2.3	1.50	0.00	0.00	10.50	3.00	40.50	1	1	1.000
Payton Doyle	1	0	0.33	27.00	54.00	54.00	81.00	0.00	0.0	27.00	0.00	0.00	27.00	0.00	99.00	0	0	---
J.T. Gibson	4	0	0.83	8.10	8.10	0.00	13.50	16.20	1.2	2.70	0.00	0.00	2.70	5.40	51.30	0	0	---
Ryan Gold	3	3	3.89	10.03	7.71	7.71	4.63	5.40	1.2	3.09	0.00	1.54	7.71	12.34	40.89	2	2	1.000
Halton Hardy	4	0	0.83	16.20	16.20	0.00	10.80	13.50	1.3	5.40	0.00	2.70	5.40	5.40	54.00	1	2	.500
Nate Helman	4	0	0.67	10.12	13.50	13.50	6.75	6.75	1.0	6.75	0.00	0.00	10.12	10.12	43.88	0	0	---
Peter Jezerinac	3	1	1.22	14.73	19.64	19.64	12.27	2.45	0.2	4.91	0.00	2.45	12.27	12.27	56.45	0	0	---
Nolan Mckinstry	3	0	0.78	0.00	7.71	7.71	15.43	3.86	0.3	0.00	0.00	0.00	7.71	11.57	46.29	1	1	1.000
Ethan Osada	2	0	1.00	4.50	4.50	4.50	4.50	13.50	3.0	0.00	0.00	0.00	0.00	9.00	36.00	0	0	---
Braden Osbolt	3	3	4.89	11.05	7.98	4.91	1.23	7.36	6.0	1.23	0.00	1.23	6.14	12.27	42.95	2	2	1.000
Smith Pinson	5	0	2.13	12.66	8.44	5.91	5.06	9.28	1.8	1.69	0.84	0.00	6.75	9.28	45.56	1	2	.500
Daniel Powell	4	1	2.92	4.63	3.09	3.09	3.09	7.71	2.5	0.77	0.00	0.77	10.03	6.94	33.94	2	2	1.000
Agyei Quinichett	1	0	0.33	54.00	81.00	81.00	27.00	0.00	0.0	27.00	0.00	0.00	0.00	27.00	99.00	0	0	---
Ryan Renfro	5	0	1.53	7.04	4.70	2.35	4.70	15.26	3.3	2.35	0.00	2.35	5.87	3.52	37.57	2	2	1.000
Bo Rhudy	4	0	1.42	11.12	3.18	3.18	1.59	12.71	8.0	3.18	0.00	1.59	11.12	3.18	41.29	0	0	---
Nolan Sliver	3	3	3.11	19.29	11.57	9.64	3.86	8.68	2.3	5.79	0.96	0.96	7.71	10.61	50.14	0	0	---
Totals	13	13	8.56	10.19	7.68	5.74	5.34	8.89	1.7	2.67	0.24	0.89	8.16	8.49	43.57	16	18	.889
Opponents	13	13	8.56	9.62	5.42	5.09	5.34	9.62	1.8	1.29	0.16	0.81	7.76	8.16	42.84	10	18	.556

* = average based on 9-inning game

TV/RADIO IDENTIFICATION ROSTER




1 NATE ANDERSON
OUTFIELD



2 JAMARIE BROOKS
OUTFIELD



3 ANTHONY CLAVET
INFIELD



4 CAM SUTO
INFIELD



5 SHAMAAR MCDUFFIE
INFIELD



6 JACKSON BRADFIELD
OUTFIELD



7 CHRIS COLE
OUTFIELD



8 HUDSON MIMBS
INFIELD/PITCHER



9 PAYTON DOYLE
PITCHER



10 WESLEY ALIG
INFIELD/OUTFIELD



11 COREY BERRY II
INFIELD



12 NATE HELMAN
PITCHER



13 JAMES MCGEE
CATCHER



14 NOLAN SLIVER
PITCHER



15 JAKE STREETER
OUTFIELD



16 LANDON TATE
INFIELD



17 BRADEN OSBOLT
PITCHER



18 ETHAN FINICH
CATCHER



19 DANIEL POWELL
PITCHER



20 KADEN BROWN
INFIELD



21 EVAN HOLSTEIN
CATCHER



22 COOPER WILLIAMS
INFIELD/OUTFIELD



23 TY BAYER
PITCHER/UTILITY



24 JACKSON CHIRELLO
INFIELD/OUTFIELD



25 DONOVAN CASH
INFIELD



26 ETHAN OSADA
PITCHER



28 AARON POSEY
CATCHER



29 JT GIBSON
PITCHER



30 JACKSON ABERNATHY
PITCHER



31 TYLER FRANKS
INFIELD/PITCHER



33 AGYEI QUINICHETT
PITCHER



34 BO RHUDY
PITCHER



35 NOLAN MCKINSTRY
PITCHER



36 RYAN GOLD
PITCHER



37 SMITH PINSON
PITCHER



38 ADONIS SMITH
PITCHER



39 HARRY CAIN
PITCHER



40 RYAN RENFROE
PITCHER



41 PETER JEZERINAC
PITCHER



42 HALTON HARDY
PITCHER


PRONUNCIATION GUIDE

#24 Jackson Chirello
#5 Shamaar McDuffie
#10 Wesley Alig
#26 Ethan Osada
#33 Agyei Quinichett
#41 Peter Jezerinac
#4 Cam Suto

Shur-RIL-Lo #17 Braden Osbolt
Shuh-Mar #37 Smith Pinson
Al-ig #14 Nolan Sliver
O-SAY-Duh #34 Bo Rhudy
UH-jay Quin-ni-shett #23 Ty Bayer
Jez-er-Nac Coach Matt Passauer
Sue-doe

Oz-bolt
PEN-son
Slih-ver [NOT SILVER]
Rew-D
BAY-er
Pass-SEWER

KENNESAW STATE BASEBALL COMMUNICATIONS CONTACTS



**JORDAN
GRIFFITT**
ATHLETICS
COMMUNICATIONS
ASSISTANT

JGRIF218@KENNESAW.EDU



**NOLAN
ALEXANDER**
VOICE OF THE OWLS

ASSISTANT A.D. OF
COMMUNICATIONS &
BROADCASTING

NALEXA29@KENNESAW.EDU

2025 KENNESAW STATE BASEBALL ROSTER

No.	Name	Pos.	B/T	Ht.	Wt.	Cl.	Hometown /Previous School
1	Nate Anderson	OF	L/L	5-8	170	R-Sr.	Dunwoody, Ga./Mt. Vernon Presbyterian HS
2	Jamarie Brooks	OF	R/R	6-2	195	Jr.	Riverdale, Ga./Mundy's Mill HS
3	Anthony Clavet	INF	R/R	6-2	205	Fr.	Quebec City, Canada/Cardinal-Roy High School
4	Cam Suto	INF	R/R	6-3	210	Sr.	Marietta, Ga./Sprayberry HS
5	Shamaar McDuffie	INF	R/R	5-11	160	Fr.	Hampton, Ga./Georgia Premier Academy
6	Jackson Bradfield	OF	R/R	5-11	205	Fr.	Canton, Ga./Cherokee
7	Chris Cole	OF	L/R	6-2	175	Sr.	Dallas, Ga./North Paulding HS
8	Hudson Mimbs	INF/RHP	R/R	6-0	175	Sr.	Macon, Ga./First Presbyterian Day School
9	Payton Doyle	RHP	R/R	5-9	175	So.	Dallas, Ga./North Paulding
10	Wes Alig	INF/OF	R/R	5-9	1175	Fr.	Oak Ridge, Tenn./Christian Academy of Knoxville
11	Corey Berry II	INF	L/R	6-0	175	R-So.	Acworth, Ga./East Paulding HS
12	Nate Helman	RHP	R/R	6-4	223	Fr.	Dana Point, Calif./Dana Hills HS.
13	James McGee	C	R/R	6-0	205	Fr.	Ola, Ga./Ola HS
14	Nolan Sliver	RHP	R/R	6-2	180	Jr.	McDonough, Ga./Ola HS
15	Jake Streeter	OF	R/R	6-1	200	Jr.	Sandy Springs, Ga./North Springs HS
16	Landon Tate	INF	R/R	6-1	180	So.	Bishop, Ga./Oconee County HS
17	Braden Osbolt	RHP	R/R	6-3	205	Jr.	Molena, Ga./Pike County HS
18	Ethan Finch	C	R/R	5-10	198	Fr.	Brusnwick, Ga./Parkview HS
19	Daniel Powell	RHP	R/R	6-2	180	So.	Roswell, Ga./Fellowship Christian School
20	Kaden Brown	INF	R/R	6-2	220	R-Fr.	Fayetteville, Ga./Sandy Creek HS
21	Evan Holstein	C	R/R	6-2	200	Fr.	Canton, Ga./Cherokee HS
22	Cooper Williams	INF/OF	L/R	5-10	180	So.	Woodstock, Ga./North Cobb Christian School
23	Ty Bayer	RHP/UTL	R/R	6-4	190	Fr.	Cumming, Ga./South Forsyth HS
24	Jackson Chirello	INF/OF	L/R	6-6	195	Jr.	Woodstock, Ga./Etowah HS
25	Donovan Cash	INF	R/R	6-0	205	R-Sr.	Sharpsburg, Ga./Northgate HS
26	Ethan Osada	RHP	R/R	6-7	225	Fr.	Woodstock, Ga./River Ridge HS
28	Aaron Posey	C	R/R	6-1	215	Jr.	Wexford, Pa./North Allegheny HS
29	JT Gibson	LHP	R/L	6-4	215	R-So.	McLean, Va./St. Johns College HS
30	Jackson Abernathy	RHP	R/R	6-5	195	So.	Sugar Hill, Ga./North Gwinnett HS
31	Tyler Franks	INF/LHP	L/L	6-5	220	R-Jr.	Dublin, Ga./West Laurens HS
33	Agyei Quinichett	RHP	R/R	6-0	195	R-So.	Atlanta, Ga./St. Pius X HS
34	Bo Rhudy	RHP	R/R	6-4	225	So.	Chickamauga, Ga./Gordon Lee HS
35	Nolan McKinstry	RHP	R/R	6-1	170	Fr.	Hiram, Ga./South Paulding HS
36	Ryan Gold	LHP	R/L	6-3	215	So.	Smyrna, Ga./Campbell HS
37	Smith Pinson	RHP	R/R	6-8	225	Sr.	Leesburg, Ga./Lee County HS
39	Harry Cain	RHP	R/R	6-6	235	R-Jr.	Atlanta, Ga./St. Francis HS
40	Ryan Renfro	RHP	R/R	6-3	195	So.	Thomasville, Ga./Thomasville HS
41	Peter Jezerniac	LHP	L/L	6-2	185	Fr.	Kennesaw, Ga./Kennesaw Mountain HS
42	Halton Hardy	RHP	R/R	6-1	200	R-Sr.	Athens, Ga./East Jackson HS

ROSTER BY POSITION

No.	Catchers	Class
13	James McGee	Freshman
18	Ethan Finch	Freshman
21	Evan Holstein	Freshman
28	Aaron Posey	Junior
No.	Infielders	Class
3	Anthony Clavet	Freshman
4	Cam Suto	Senior
5	Shamaar McDuffie	Sophomore
8	Hudson Mimbs	Senior
10	Wesley Alig	Freshman
11	Corey Berry II	R-Sophomore
16	Landon Tate	Sophomore
20	Kaden Brown	R-Freshman
22	Cooper Williams	Sophomore
24	Jackson Chirello	Sophomore
25	Donovan Cash	R-Junior
31	Tyler Franks	Junior
No.	Outfielders	Class
1	Nate Anderson	R-Senior
2	Jamarie Brooks	Junior
4	Cam Suto	Senior
6	Jackson Bradfield	Freshman
7	Chris Cole	Senior
10	Wesley Alig	Freshman
15	Jake Streeter	Junior
21	Brayden Eidson	Senior
22	Cooper Williams	Freshman
24	Jackson Chirello	Sophomore
No.	Pitchers	Class
8	Hudson Mimbs (R)	Senior
9	Payton Doyle (R)	Sophomore
12	Nate Helman (R)	Freshman
14	Nolan Sliver (R)	Junior
17	Braden Osbolt (R)	Junior
19	Daniel Powell (R)	Sophomore
23	Ty Bayer (R)	Freshman
26	Ethan Osada (R)	Freshman
29	JT Gibson (L)	R-Sophomore
30	Jackson Abernathy (R)	Sophomore
31	Tyler Franks (L)	R-Junior
33	Agvei Quinichett (R)	R-Sophomore
34	Bo Rhudy (R)	Sophomore
35	Nolan McKinstry (R)	Freshman
36	Ryan Gold (L)	Sophomore
37	Smith Pinson (R)	Senior
38	Adonis Smith (R)	Freshman
39	Harry Cain (R)	R-Junior
40	Ryan Renfroe (R)	Sophomore
41	Peter Jezerniac (L)	Freshman
42	Halton Hardy (R)	R-Senior

ROSTER BY CLASS

No.	Freshmen	Position
3	Anthony Clavet	INF
6	Jackson Bradfield	OF
10	Wesley Alig	INF/OF
12	Nate Helman	RHP
13	James McGee	C
18	Ethan Finch	C
21	Evan Holstein	C
23	Ty Bayer	RHP
26	Ethan Osada	RHP
35	Nolan McKinstry	RHP
38	Adonis Smith	RHP
41	Peter Jezerniac	LHP
16	Landon Tate (R)	INF
20	Kaden Brown (R)	INF
No.	Sophomores	Position
5	Shamaar McDuffie	INF
9	Payton Doyle	RHP
19	Daniel Powell	RHP
22	Cooper Williams	INF/OF
29	JT Gibson	LHP
30	Jackson Abernathy	RHP
34	Bo Rhudy	RHP
36	Ryan Gold	LHP
40	Ryan Renfroe	RHP
11	Corey Berry II (R)	INF
33	Agvei Quinichett (R)	RHP
No.	Juniors	Position
2	Jamarie Brooks	OF
14	Nolan Sliver	RHP
15	Jake Streeter	OF
17	Braden Osbolt	RHP
24	Jackson Chirello	INF/OF
28	Aaron Posey	C
39	Harry Cain (R)	RHP
31	Tyler Franks (R)	INF/LHP
No.	Seniors	Position
4	Cam Suto	INF/OF
7	Chris Cole	OF
8	Hudson Mimbs	INF/RHP
37	Smith Pinson	RHP
42	Halton Hardy (Redshirt)	RHP
No.	Graduates	Position
25	Donovan Cash (Redshirt)	INF

ROSTER BY HOMETOWN

No.	Georgia	City
11	Corey Berry II	Acworth
42	Halton Hardy	Athens
33	Harry Cain	Atlanta
39	Agvei Quinichett	Atlanta
16	Landon Tate	Bishop
18	Ethan Finch	Brunswick
6	Jackson Bradfield	Canton
21	Evan Holstein	Canton
34	Bo Rhudy	Chickamauga
23	Ty Bayer	Cumming
7	Chris Cole	Dallas
9	Payton Doyle	Dallas
31	Tyler Franks	Dublin
1	Nate Anderson	Dunwoody
20	Kaden Brown	Fayetteville
5	Shamaar McDuffie	Hampton
38	Adonis Smith	Henry County
35	Nolan McKinstry	Hiram
41	Peter Jezerniac	Kennesaw
37	Smith Pinson	Leesburg
8	Hudson Mimbs	Macon
4	Cam Suto	Marietta
14	Nolan Sliver	McDonough
17	Braden Osbolt	Molena
13	James McGee	Ola
2	Jamarie Brooks	Riverdale
19	Daniel Powell	Roswell
15	Jake Streeter	Sandy Springs
25	Donovan Cash	Sharpsburg
36	Ryan Gold	Smyrna
30	Jackson Abernathy	Sugar Hill
40	Ryan Renfroe	Thomasville
22	Cooper Williams	Woodstock
24	Jackson Chirello	Woodstock
29	Ethan Osada	Woodstock
No.	California	City
12	Nate Helman	Dana Point
No.	Canada	City
3	Anthony Clavet	Quebec City
No.	Pennsylvania	City
28	Aaron Posey	Wexford
No.	Tennessee	City
10	Wesley Alig	Oak Ridge
No.	Virginia	City
29	JT Gibson	McLean