

# GEORGIA TECH

130<sup>TH</sup> SEASON • 35 NCAA REGIONAL APPEARANCES • 3 COLLEGE WORLD SERIES APPEARANCES • 9 ACC CHAMPIONSHIPS

2025 Official Game Notes | RamblinWreck.com | Contact: Anthony Brandt • abrandt@athletics.gatech.edu • (817) 757-6979

## GEORGIA TECH BY THE NUMBERS

Overall Record.....	13-3
ACC Record.....	2-1
at Mac Nease Baseball Park.....	10-2
Road Games.....	3-1
Neutral Site Games.....	0-0
Streak.....	W1
Last 10.....	8-2

## 2025 SCHEDULE / RESULTS

Date	Opponent	Time/Result
2/14	OLD DOMINION	W, 3-2
2/15	OLD DOMINION	W, 7-3
2/16	OLD DOMINION	W, 7-4
2/18	GEORGIA SOUTHERN	W, 5-3
2/21	MARSHALL	W, 12-1 (7)
2/22	MARSHALL	L, 2-4
2/23	MARSHALL	W, 11-6
2/24	MARSHALL	L, 8-12
2/26	WEST GEORGIA	W, 16-7
2/28	WESTERN MICHIGAN	W, 16-4
3/1	WESTERN MICHIGAN	W, 14-1 (7)
3/2	WESTERN MICHIGAN	W, 13-3 (7)
3/4	KENNESAW STATE	W, 11-4
3/7	VIRGINIA TECH	W, 4-3
3/8	VIRGINIA TECH	L, 5-8
3/9	VIRGINIA TECH	W, 8-6
3/11	GEORGIA STATE	6 pm
3/14	PITTSBURGH	6 pm
3/15	PITTSBURGH	4 pm
3/16	PITTSBURGH	1 pm
3/18	GARDNER-WEBB	6 pm
3/21	NOTRE DAME	4:30 pm
3/22	NOTRE DAME	2 pm
3/23	NOTRE DAME	1 pm
3/25	KENNESAW STATE	6 pm
3/28	CLEMSON	6 pm
3/29	CLEMSON	4 pm
3/30	CLEMSON	1 pm
4/1	MERCER	8 pm
4/4	STANFORD	9 pm
4/5	STANFORD	5 pm
4/6	STANFORD	4 pm
4/8	AUBURN	6 pm
4/11	CALIFORNIA	6 pm
4/12	CALIFORNIA	4 pm
4/13	CALIFORNIA	1 pm
4/15	GEORGIA*	7 pm
4/18	MIAMI	8 pm
4/19	MIAMI	4 pm
4/20	MIAMI	1 pm
4/22	AUBURN	7 pm
4/25	VIRGINIA	6 pm
4/26	VIRGINIA	4 pm
4/27	VIRGINIA	1 pm
5/2	WESTERN CAROLINA	6 pm
5/3	WESTERN CAROLINA	4 pm
5/4	WESTERN CAROLINA	1 pm
5/6	GEORGIA SOUTHERN	6 pm
5/7	MERCER	6 pm
5/9	LOUISVILLE	6 pm
5/10	LOUISVILLE	4 pm
5/11	LOUISVILLE	1 pm
5/15	DUKE	6 pm
5/16	DUKE	6 pm
5/17	DUKE	6 pm
5/20	ACC TOURNAMENT	DURHAM N.C.

\* Game held at Truist Park  
Home games in Gold

## MIDWEEK 4: GEORGIA TECH vs GEORGIA STATE



### GEORGIA TECH YELLOW JACKETS

Overall Record.....	13-3
Ranking .....	rv (USA Today) (NCBWA)
Head Coach .....	Danny Hall
Career Record .....	1,424-777-1 (38th season)
Record at GT .....	1,216-660-1 (32nd season)
Record Last Week.....	1-0 vs. KSU / 2-1 at VT

### GEORGIA STATE PANTHERS


Overall Record.....	12-4
Ranking .....	rv (NCBWA)
Head Coach .....	Brad Stromdahl
Career Record .....	453-239 (13th season)
Record at VT.....	125-135 (6th season)
Record Last Week.....	1-0 at Bama St. / 0-1 at UGA / 2-1 vs. WCU

### MATCHUPS AT A GLANCE

GT	OFFENSE	GSU	GT	PITCHING/DEFENSE	GSU
.335	Batting	.318	4.20	ERA	6.28
.570	Slugging	.577	137.0	IP	139.0
.436	On-Base Pct	.462	0	CGs	0
50	Doubles	38	4	Saves	2
4	Triples	8	167/54	K/BB	162/62
23	Home Runs	28	.245	OBA	.207
84	Walks	131	12	Errors	19
36/41	SB/SBA	26/37	6	Double Plays	7

### PROBABLE PITCHERS


#### Georgia Tech



#45 | Fr. | RHP | 0-0  
6.0 IP | 9.00 ERA  
3 Ks | 1.83 WHIP

vs.

#### Georgia St.



#7 - Fr. | LHP | 0-0  
3.1 IP | 5.40 ERA  
7 Ks | 2.72 WHIP

### GAME COVERAGE

Date	TV/Stream	Play-by-Play/Analyst	Radio	PxP
March 11	ACCNX	Jack Sadighan/Dusty Isaacs	GT App	Colin Lacy

### TOP STORYLINES

- The Jackets are coming off a series victory in the opening weekend of ACC play, taking two of three at Virginia Tech.
- Tech has now won its first series of ACC play for the sixth year in a row and have won the first ACC road series for the first time since 2021.
- GT has won three games this season while tied or trailing going into the ninth inning, including doing so twice in ACC play, already matching the ACC win total from last season.
- Tech is led by reigning National Freshman of the Year, **Drew Burress**. He leads all of Division I with a .785 career slugging percentage.
- The Houston Co. product became the fastest Yellow Jacket in program history to reach 30 career home runs – doing so in just 73 games, a full 20 games faster than the previous record holder, Kevin Parada
- The emergence of the pitching staff has been the highlight of the season, boasting 11.0 strikeouts-per-game this season - Tech has not averaged double-digit strikeouts from the pitching staff since the COVID shortened 2020 season (10.9) and hasn't done it over a complete season this century - that 11.0 Ks/9 number is 21st in the nation.
- The early bullpen success has been spearheaded by **Mason Patel** who became the first Yellow Jacket pitcher in 23 years to win each of his first five appearances (first since Kyle Bakker in 2002).
- **Patel** leads the nation with five victories and a 0.47 WHIP. He is the only pitcher in the nation to not allow a run with

- 10+ IP and at least 1 inning/Team Game.
- Tech leads the nation with 50 doubles this season, headlined by **Kyle Lodise**, who leads the ACC with nine.
- GT is the only Power 4 program with three players at 7+ doubles this year - **Kyle Lodise** (9) **Carson Kerce** (8), and **Kent Schmidt** (7) and one of only two DI programs (also Utah) with four players at 6+ doubles (**Drew Burress** (6)).
- Freshman **Alex Hernandez** holds the second-most home runs of any freshman in Division I (5) and the third-most RBI (20). He is the only undergraduate and one of only three players in Division I to record a save and hit at least five home runs this season.
- There is a three-way tie for the team lead in home runs between **Hernandez**, **Burress** and **Lodise** – all with five. Tech is one of 10 programs across Division I to have three players hitting 5+ HRs this season.
- Head Coach **Danny Hall** currently has 1,424 career wins – the 11th most all-time and 2nd most among active NCAA head coaches after South Carolina hired Paul Mainieri (1,519) out of retirement this season. He is three wins away from tying Cliff Gustafson for the 10th most career wins.
- Tech is the only program in the Power 4 to be led in RBI by two different freshmen for total season RBI (**Hernandez** – 20) and conference season RBI (**Caleb Daniel** – 5)
- GT's .335 avg. is 3rd in the ACC and 12th in the country.
- GT is 2nd in the nation with 15 SAC flys - led by **Parker Brosius** (3)

**2025 QUICK FACTS**
**GENERAL INFORMATION**

**School**..... Georgia Institute of Technology (Georgia Tech)  
**Location**..... Atlanta, Ga.  
**Enrollment**..... 45,295  
**Founded**..... 1885  
**Nickname**..... Yellow Jackets, Ramblin' Wreck  
**Mascot**..... "Buzz" the Yellow Jacket  
**Official Colors**..... Tech Gold and White  
**Conference**..... Atlantic Coast Conference (ACC)  
**President**..... Dr. Angel Cabrera  
**Faculty Athletic Representative**..... Dr. Jenna Jordan  
**Director of Athletics**..... J Batt  
**Website**..... www.RamblinWreck.com

**BASEBALL STAFF**

**Head Coach**..... Danny Hall (32nd season)  
 Alma Mater, Year..... Miami-Ohio, 1977  
**Associate Head Coach / Recruiting** - James Ramsey (7th year)  
 Alma Mater, Year..... Florida State, 2012  
**Assistant Coach/Pitching**..... Matt Taylor (2nd year)  
 Alma Mater, Year..... Columbus State, 2017  
**Assistant Coach/Catchers**..... Josh Schulman (1st year)  
 Alma Mater, Year..... Rochester, 2015 & Texas A&M, 2017  
**Director of Baseball Operations**..... Scott Stricklin  
**Strength and Conditioning**..... Steve Tamborra  
**Athletic Trainer**..... Paul Wolkoff  
**Equipment Manager**..... Bill Shackelford

**HISTORICAL INFORMATION**

**Record Since 1895**..... 2,652-1,706-27 (.608)  
**Record at Mac Nease Baseball Park (since 1985)**..... 1,040-342-1 (.753)  
**ACC Regular Season Record (since 1980)**..... 610-452-2 (.571)  
**ACC Regular Season Championships (Divisional)**..... 9  
 1987, 1993, 1997, 2000, 2004, 2005, (2011, 2019, 2021)  
**ACC Tournament Appearances**..... 43  
**ACC Tournament Record**..... 83-69 (.546)  
**ACC Tournament Championships**..... 9  
 1985, 1986, 1987, 1988, 2000, 2003, 2005, 2012, 2014  
**NCAA Tournament Appearances**..... 35  
 1959, 1971, 1985, 1986, 1987, 1988, 1989, 1990, 1991,  
 1992, 1993, 1994, 1995, 1996, 1997, 1998, 2000, 2001,  
 2002, 2003, 2004, 2005, 2006, 2008, 2009, 2010, 2011,  
 2012, 2013, 2014, 2016, 2019, 2021, 2022, 2024  
**NCAA Tournament Record**..... 79-71 (.527)  
**NCAA Super Regional Appearances**..... 5  
 2000, 2002, 2004, 2005, 2006  
**College World Series Appearances**..... 3  
 1994 (2nd), 2002 (T-5th), 2006 (T-7th)  
**College World Series Record**..... 4-5 (.444)

**STADIUM INFORMATION**

**Name**..... Mac Nease Baseball Park at Russ Chandler Stadium  
**Year Opened**..... 1985  
**Last Renovated**..... 2020-21  
**Capacity**..... 3,194  
**Dimensions**..... 329-382-390-350-334  
**Fence Height**..... 10 feet  
**Address**..... Fowler Street & Fifth Street, Atlanta, Ga. 30332

**2025 TEAM INFORMATION**

**Lettermen Returning**..... 15  
**Starting Position Player**..... 4  
**Starting Pitchers**..... 2  
**Newcomers**..... 29

**2024 YEAR IN REVIEW**

**Overall Record**..... 33-25  
**ACC Record**..... 15-15  
**ACC Finish**..... Fourth - Coastal  
**ACC Tournament**..... 0-2  
**Final Ranking**..... N/A

NO.	NAME	POS.	YR	B/T	HT	WT	HOMETOWN/LAST SCHOOL
1	Parker Brosius	OF	JR	R/L	6'1"	193	Suwanee, GA. (Lambert HS)
2	Kyle Lodise	INF	JR	R/R	5'11"	180	Brunswick, GA. (Augusta)
3	Carson Kerce	INF	Soph.	R/R	5'11"	200	Marietta, GA. (Pope HS)
4	Alex Hernandez	RHP/INF	FR	R/R	6'2"	188	Cumming, GA. (Forsyth Central HS)
5	Cooper McMullen	RHP/OF	FR	R/R	6'3"	186	Bonaire, GA. (Tattnall Square Academy)
6	Caleb Daniel	C/UTL	FR	L/R	5'11"	183	Cartersville, GA. (Cartersville HS)
7	William Baker	INF/UTL	FR	L/R	6'0"	188	Upper Coomera, Queensland Australia
8	Drew Burress	OF	Soph.	R/R	5'9"	182	Houston County, GA. (Houston County HS)
9	Connor Shouse	RHP/INF	FR	R/R	6'1"	175	Jasper, GA. (Pickens County HS)
10	Kent Schmidt	INF	Soph.	L/R	6'0"	221	Marietta, GA. (Georgia Southern)
12	Sam Swygert	RHP	5th	R/R	6'1"	215	Springfield, SC (The Citadel)
14	Cayden Sheffield	C/OF	FR	R/R	6'1"	184	Dallas, GA. (North Paulding HS)
15	Riley Stanford	RHP/OF	JR	R/R	6'4"	236	Gainesville, GA. (Buford HS)
16	Ethan Murray	INF	FR	R/R	6'2"	195	Buford, GA. (Buford HS)
18	Cole Royer	RHP	FR	R/R	6'5"	185	Waynesville, GA. (Pierce County HS)
19	Nathanael Coupet	C/OF	Soph.	R/R	5'11"	205	Boynton Beach, FL (North Broward Prep)
20	Caden Spivey	RHP	JR	R/R	6'2"	195	Vidalia, GA. (Notre Dame)
21	John Giesler	INF	6th	R/R	6'3"	224	Marietta, GA. (Walton HS)
22	Tate McKee	RHP	Soph.	R/R	6'3"	203	Kennesaw, GA. (Mount Paran Christian)
24	Joshua Evans	LHP/OF	FR	S/L	6'3"	187	Lawrenceville, GA. (Peachtree Ridge HS)
25	Vahn Lackey	C/INF	Soph.	R/R	6'1"	213	Suwanee, GA. (Collins Hill HS)
26	Ryan Johnson	RHP	FR	R/R	6'4"	168	Dallas, GA. (Cartersville HS)
27	Brett Denby	INF	Soph.	R/R	5'11"	170	New Albany, IN (Jefferson HS)
28	Jackson Sobel	LHP	Soph.	L/L	6'2"	186	Charleston, SC (Oceanside Collegiate Academy)
29	Mason Patel	RHP	5th	R/R	6'1"	210	Knoxville, TN Georgia State)
30	Porter Buursema	RHP	Soph.	R/R	6'1"	195	Woodstock, GA. (Georgia Southern)
31	Jackson Blakely	RHP	FR	R/R	6'0"	211	Thomaston GA. (Upson-Lee HS)
32	Brett Barfield	LHP	JR	L/L	6'1"	198	Cumming, GA. (Florida State)
34	Drew Rogers	C/INF	FR	R/R	6'1"	220	Tempe, AZ (Hamilton HS)
35	Jake Lankie	RHP	Soph.	R/R	6'2"	200	Alpharetta, GA. (Georgia)
36	Thorpe Musci	RHP	FR	R/R	6'0"	201	Lilburn, GA. (Parkview HS)
37	Caden Gaudette	RHP R-Soph.	R/R	R/R	6'0"	207	Alpharetta, GA. (Milton HS)
38	Carson Ballard	RHP	JR	R/R	6'4"	197	Alpharetta, GA. (Wesleyan HS)
39	Tyler Neises	INF/OF	Soph.	L/R	6'3"	220	Dalton, GA. (Dalton HS)
40	Nathan Waugh	C	5th	R/R	6'5"	230	Placentia, Calif. (Cornell)
42	Jaylen Paden	RHP	5th	R/R	5'10"	195	Atlanta, GA. (Georgia Southern)
45	Connor Chicoli	RHP	FR	R/R	6'3"	185	Raleigh, NC (Pro5 Baseball Academy)
49	Kayden Campbell	LHP	JR	R/L	6'2"	205	Cincinnati, OH (Louisville)
55	Adam McKelvey	LHP	FR	L/L	6'3"	229	Roswell, GA. (Roswell HS)
99	Brady Jones	RHP	JR	R/R	6'0"	204	Decatur, GA. (Georgia State)

**Coaching Staff**

**Head Coach** – Danny Hall (32nd season)  
**Associate Head Coach/Recruiting Coordinator** – James Ramsey (7th season)  
**Assistant Coach** – Josh Schulman (1st season)  
**Assistant Coach /Pitching** – Matt Taylor (2nd Season)  
**Director of Pitching** - Jason Richman (2nd Season)  
**Director of Operations** - Scott Stricklin (1st season)  
**Player Development Coach** - Steve Tamborra (25th season)  
**Athletic Trainer** - Paul Wolkoff (16th season)

**PRO-NUN-SEE-AY-SHUN GUIDE**

Parker Brosius..... BRO-zhus  
 Kyle Lodise..... LOW-deese  
 Carson Kerce..... like "Curse"  
 Nathanael Coupet..... coo-PAY  
 John Giesler..... GEESE-ler  
 Vahn Lackey..... Vaughn  
 Thorpe Musci..... like "Musky"  
 Tyler Neises..... NICE-sis  
 Nathan Waugh..... WAH  
 Jaylen Paden..... PAY-din  
 Dimitri Angelakos.... angel-LAH-kos  
 Connor Chicoli..... chick-COLE-ee  
 Riley Hasenstab..... ha-sin-STAHB  
 Adam McKelvey..... mick-KEL-vee  
 Josh Schulman..... SHOOL-man

**RECRUITING SUCCESS**

- Tech has now signed top-5 classes in four of the last six years, top-10 classes in five of the last six years, and six-straight top-20 Perfect Game recruiting classes, leading the Atlantic Coast Conference in all categories.

- The 2024 freshman class was rated No. 2 in the nation and features three players ranked in PG's National top-100: Drew Rogers (No. 23 prospect / No. 3 Catcher), Connor Shouse (No. 83 prospect / No. 22 SS) and Alex Hernandez (No. 96 prospect / No. 8 3B).

- This class also contains one draft pick from the 2024 MLB draft who chose to come to GT instead (Cole Royer – drafted in the 20th round (601st overall) by the New York Yankees).

**JACKETS FROM 2024 NO. 2 RECRUITING CLASS**

Name	Hometown	Position	PG National Ranking
Will Baker	Upper Coomera, Queensland, Australia	INF	---
Jackson Blakely	Thomaston, Ga.	RHP	---
Connor Chicoli	Raleigh N.C.	RHP	342
Caleb Daniel	Cartersville, Ga.	UTL	187
Joshua Evans	Lawrenceville, Ga.	LHP	256
Alex Hernandez	Cumming, Ga.	RHP/INF	96
Ryan Johnson	Dallas, Ga.	RHP	462
Adam McKelvey	Roswell, Ga.	LHP	---
Cooper McMullen	Bonaire, Ga.	RHP/OF	364
Ethan Murray	Buford, Ga.	INF	282
Thorpe Musci	Lilburn, Ga.	RHP	223
Drew Rogers	Tempe, Ariz.	C	23
Cole Royer	Waynesville, Ga.	RHP	302
Cayden Sheffield	Dallas, Ga.	OF	262
Connor Shouse	Jasper, Ga.	RHP/INF	83

**JACKETS FROM 2023 NO. 5 RECRUITING CLASS**

Name	Hometown	Position
Drew Burress	Houston County, Ga.	OF
Nathanael Coupet	Boynton Beach, Fla.	C
Brett Denby	New Albany, Ind.	INF
Carson Kerce	Marietta, Ga.	INF
Vahn Lackey	Suwanee, Ga.	C
Tate McKee	Kennesaw, Ga.	RHP
Tyler Neises	Dalton, Ga.	INF
Jackson Sobel	Charleston, S.C.	LHP

**JACKETS FROM 2022 NO. 3 RECRUITING CLASS**

Name	Hometown	Position
Parker Brosius	Suwanee, Ga.	OF
Riley Stanford	Gainesville, Ga.	OF/RHP
Caden Gaudette	Alpharetta, Ga.	RHP
Carson Ballard	Alpharetta, Ga.	RHP

**JACKETS FROM 2020 NO. 4 RECRUITING CLASS**

Name	Hometown	Position
John Giesler	Marietta, Ga.	INF

**CARDIAC JACKETS**

- Georgia Tech baseball has been in for exciting baseball since 2019, posting a 33-20 record in one-run games.

- Since 2002, Tech has posted a nearly 60-percent win percentage in one-run games (.586).

**GT BASEBALL RECORD IN 1-RUN GAMES - SINCE 2002**

Year	Record	Pct.
2025	2-0	1.000
2024	4-3	.571
2023	4-6	.400
2022	6-3	.667
2021	8-4	.667
2020	2-2	.500
2019	10-5	.667
2018	4-5	.444
2017	3-9	.250
2016	8-5	.615
2015	9-3	.750
2014	8-10	.444
2013	8-6	.571
2012	9-7	.563
2011	5-5	.500
2010	5-2	.714
2009	7-3	.700
2008	9-4	.692
2007	5-5	.500
2006	9-6	.600
2005	9-9	.500
2004	10-5	.667
2003	7-4	.636
2002	10-3	.769
<b>TOTAL</b>	<b>159-112</b>	<b>.586</b>

- The Cardiac Jackets wasted no time returning for 2025, winning opening day by one run, 3-2, after scoring the go-ahead run in the bottom of the eighth after an infield grounder from **Nathan Waugh** gave just enough time for **Drew Burress** to come sliding home from third, despite a 5-man infield from ODU.

- In the 2nd game, Tech fell behind, 3-0 before recording an out, only for the bullpen to come in and pitch 9.0 innings of scoreless ball, striking out a season high 16 and only allowing three base hits. The bullpen kept the game, 3-0, until the bottom of the ninth, when Tech exploded for seven runs, the most scored in a ninth inning in a decade of GT baseball.

- That 7-run 9th inning began with a 5-pitch walk by **Nathan Waugh** before **Vahn Lackey** delivered his 2nd hit of the game to put runners at 1st and 2nd. **Alex Hernandez** drew a walk on 4 pitches to load the bases for **Tyler Neises** who connected on an 0-1 pitch, driving it into left for a single and cutting the deficit to one run, 3-2. **Will Baker** reached on an error when his sacrifice bunt was mishandled by the ODU pitcher, loading the bases for **Kyle Lodise** who took his second walk of the day to score Hernandez and tie the game. The very next batter was **Drew Burress** and he made no mistake, smashing a 1-0 pitch over the wall in right for the walk-off opposite field walk-off grand slam.

- The Jackets began ACC play with a pair of ninth-inning rallies to take two of three at Virginia Tech. On Friday, GT had been trailing, 2-3, since the fifth inning but **Carson Kerce** and **Kyle Lodise** led off the inning with walks before being brought home off

singles from **Kent Schmidt** and **Alex Hernandez**, before **Patel** slammed the door in the bottom of the inning to earn the 4-3 win.

- In the series finale, Tech entered the 9th tied, 6-6 and had not scored since the 3rd. **John Giesler** led off the inning with a four-pitch walk, followed by a 5-pitch walk from **Parker Brosius**. It was freshman **Caleb Daniel** who came through in the clutch, launching a ground-rule double to put GT ahead, 7-6. **Carson Kerce** would drive home **Brosius** on a SAC fly to add the insurance run before the combination of **Brett Barfield** and **Cooper McMullen** shut down the VT bats for the victory and the 1st career save for **McMullen**.

- This season, Tech has come from behind in nine of its 13 victories.

**IT STARTS AT HOME...**

- Since 1985, Tech has won a whopping .753 percent of its games at home (1,040-335-1).

- In 31 home games in 2024, Tech has hit .339 with 75 doubles, five triples and 61 home runs for 279 RBI.

- Since 2002, Tech has only hit below .300 at home in two full seasons – 2017 and 2021.

- So far in 2025, the Jackets are 10-2 with a .354 average. 41 doubles, two triples and 19 HR for 114 RBI.

**CHASE FOR THE TOP 10**

- ABCA Hall of Famer **Danny Hall** became the 11th NCAA Division I coach all-time to reach the 1,400 career win mark on April 14 when Tech defeated then-No. 16 Virginia Tech, 11-7.

- In addition to his career-win milestone, Coach Hall also reached the 1,200 wins at Georgia Tech after defeating No. 9 Duke on May 12.

- He currently has 1,424 career wins – the 2nd most among active NCAA head coaches after South Carolina hired Paul Mainieri (1,519 career wins) this season.

- Hall is 3 wins shy of Cliff Gustafson (1,427 at Texas 1967-1996) and 20 away from tying Chuck Hartman (1,444 at High Point/Virginia Tech 1959-2006).

- When Hall passes Gustafson, 4 wins from now, Georgia Tech will replace Texas as the only program in Division I with two coaches in the all-time top-10 for career victories - Jim Morris coached at GT from 1982-93.

**ALL-TIME WINNINGEST COACHES -- DIVISION I**

Rk.	Coach	Wins
1.	Mike Martin	2,029
2.	Augie Garrido	1,975
3.	Gene Stephenson	1,768
4.	Mark Marquess	1,627
5.	<i>Jim Morris</i>	<i>1,594</i>
6.	Paul Mainieri *	1,519
7.	Larry Hays	1,508
8.	Mike Fox	1,487
9.	Chuck Hartman	1,444
10.	Cliff Gustafson	1,427
<b>11.</b>	<b>Danny Hall*</b>	<b>1,424</b>

*\*Actively coaching*

*\*\*Italics indicates they coached at GT*

**OFFENSE**

**Returning Starters**

• Georgia Tech baseball returns four bats from the starting lineup of the 2024 Athens Regional Final: Drew Burress, John Giesler, Parker Brosius and Vahn Lackey.

• 2024 National Freshman of the Year (D1 Baseball/Perfect Game) and National Freshman Hitter of the Year (NCBWA) Drew Burress returns for his sophomore season after delivering one of the greatest freshman seasons in college baseball history last year.

• Burress led Georgia Tech in a myriad of categories last year, including average (.381), home runs (25) and RBI (67), becoming the 12th Yellow Jacket to win Tech's triple crown.

• He set the Georgia Tech record for most assists by an outfielder, gunning down 10 base-runners from center field while also setting the program record with four home runs in a single game, against Georgia State (Feb. 27, 2024).

• His .821 slugging percentage from last season gives him the highest career slugging percentage in program history, with a minimum of 200 at bats in White & Gold. It was the 4th highest slugging percentage in a single season by a Yellow Jacket, the best since 1926 and the first .800+ slugging season in 45 years (Tommy Thompson (.811) – 1979).

**HIGHEST SLUGGING % - SINGLE SEASON**

Name	TB-AB	Slugging %	Season
1. Tom Angley	93-100	.930	1926
2. Bobby Reeves	97-109	.890	1926
3. Doug Wycoff	81-98	.827	1926
<b>4. Drew Burress</b>	<b>179-218</b>	<b>.821</b>	<b>2024</b>
5. Tom Angley	68-83	.819	1925
6. Tommy Thompson	103-127	.811	1979
7. Jason Varitek	182-228	.798	1993
8. Nomar Garciaparra	213-274	.777	1994
9. Mark Teixeira	186-241	.772	2000
10. Riccardo Ingram	179-237	.755	1987

*\*Italics indicates coached by Danny Hall*

• Other GT returning starters include: John Giesler, Parker Brosius and Vahn Lackey...

• **Giesler** - playing in his sixth season - Led the team with 17 doubles last season. He played three games in COVID shortened 2020 season and redshirted 2021 season. Now in his 6th season on campus, playing in his 4th and final season of eligibility.

• **Brosius** – corner outfielder capable of being an everyday center fielder on rosters that don't contain Drew Burress. Started 33 games last season and appeared in 46. His .442 OBP in 2024 was second highest on the team behind Burress.

• **Lackey** – Made 26 starts behind the plate, taking over the starting catcher responsibilities halfway through the season. Caught six runners attempting to steal last year. Lauded for his pitch framing and defensive ability. Coaches have been very impressed with his offensive improvement and defensive versatility – expect him to play multiple positions on days when he is not catching.

• **Lackey** made his first appearance on Opening Day 2024, in a pinch-hit situation, and drove his first collegiate hit out of the park to become the fifth Yellow Jacket since 2015 to homer in his first career plate appearance.

• So far in 2025, the Georgia Tech offense remains in a familiar spot, at the top of the ACC and in the Top 25 of a myriad of offensive categories across Division I.

**GEORGIA TECH — 2025 NAT'L/ACC RANKS**

Category	No.	D1 Rank	ACC Rank
Doubles	50	1st	1st
Doubles per game	3.13	1st	1st
SAC Flies	15	2nd	2nd
Batting Average	.335	12th	3rd
Slugging %	.572	13th	2nd
Hits	180	14th	3rd
Stolen Bases	28	24th	1st
Runs	142	25th	4th
Home Runs	23	28th	3rd

• Last season, Tech continued its legacy of powerful offense, finishing at or near the top of the ACC in a multitude of categories

**GEORGIA TECH — 2024 NAT'L/ACC RANKS**

Category	No.	D1 Rank	ACC Rank
Base on Balls	360	10th	3rd
On-Base Percentage	.420	17th	2nd
Batting Average	.305	29th	6th
Slugging Percentage	.516	30th	7th
Home Runs/Game	1.64	39th	10th
Home Runs	95	40th	9th
Runs	461	43rd	8th
Scoring	7.9	47th	9th
Doubles	117	62nd	5th

• In 2023, Tech finished in the top 15 nationally in five offensive categories.

**GEORGIA TECH — 2023 FINAL NAT'L/ACC RANKS**

Category	No.	D1 Rank	ACC Rank
Doubles/Game	2.49	3rd	2nd
Average	.323	4th	2nd
Doubles	142	10th	2nd
Slugging percentage	.538	11th	1st
On-base percentage	.416	15th	3rd

• The last three years have seen Tech's offense become its calling card as 2022 featured an even more potent threat.

**GEORGIA TECH — 2022 FINAL NAT'L/ACC RANKS**

Category	No.	D1 Rank	ACC Rank
Runs per game	9.4	3rd	1st
Average	.327	1st	1st
On-base percentage	.419	6th	2nd
Slugging percentage	.551	5th	2nd
Home runs	115	10th	3rd

• In 2023, Tech also set the program record for most triples in a single game on Feb. 17 vs. Miami (Ohio) with four.

• Tech also tied the program record for most doubles in a single game on March 14 vs. No. 18 Auburn with eight — hitting six in the third inning alone.

• Tech looked true to form in again being one of the top power-house offenses in the ACC on Opening Weekend last year, setting the school record for runs scored on Opening Day (21).

• Part of the season-opening onslaught was seven home runs for Tech, the most in a single game for the first time since 2009.

**FRESH BATS**

• The Jackets return eight bats in total from last year's squad: Brosius, Kerce, Burress, Coupet, Giesler, Lackey, Denby and Neises.

• Tech brings in 10 new faces to the lineup, three transfers and seven freshmen.

• The three transfers: Kyle Lodise, Kent Schmidt and Nathan Waugh will all be looked to as key contributors this year, playing all throughout the GT infield.

• **Kyle Lodise:** Junior shortstop. Started 98 games at Augusta University (Division II). Led his team with a 1.191 OPS last season.

• **Kent Schmidt:** Sophomore 1B. Started 56 games for Georgia Southern last year. Led the team in doubles (16) and walks (40).

• **Nathan Waugh:** Graduate Catcher/DH. 98 career games played at Cornell the last three seasons. Holds Cornell record with a 42-game on-base streak (which ended at 50 games) dating back to the 2023 season after reaching base in all 38 of Cornell's games last season.

• The seven freshmen will be looking to break into the GT lineup this year and continue the great legacy of success at the dish.

• Five of the freshmen hitters come from the state of Georgia with the only two exceptions being Drew Rogers (Tempe, Ariz) and Will Baker (Upper Coomera, Queensland, Australia).

• Six of the seven freshman hitters are ranked in the Top 300 nationally according to Perfect Game

Name	Hometown	PG State Ranking	PG National Ranking
Will Baker	Upper Coomera, Queensland, Australia	---	---
Caleb Daniel	Cartersville, Ga.	20	187
Alex Hernandez	Cumming, Ga.	12	96
Ethan Murray	Buford, Ga.	32	282
Drew Rogers	Tempe, Ariz.	2	23
Cayden Sheffield	Dallas, Ga.	30	262
Connor Shouse	Jasper, Ga.	9	83



## OFFENSE

## STREAKS

• The Jackets hold a number of hitting streaks heading into this weekend. The following players are either currently on or have had their career-long hitting streak in 2025

## Active Hitting Streaks - GT Baseball

Name	Hit Streak	Since	Longest
Kyle Lodise	11 games	Feb. 22, 2025	18*
Kent Schmidt	10 games	Feb. 23, 2025	11*
Vahn Lackey	8 games	Feb. 26, 2025	7
Caleb Daniel	5 games	Feb. 28, 2025	Same

\*all or partially done before transferring to GT

## Active On-Base Streaks - GT Baseball

Name	On Base Streak	Since	Longest
Drew Burress	34 games	April 28, 2024	Same
Kyle Lodise	28 games*	April 6, 2024	Same
Kent Schmidt	24 games*	May 14, 2024	Same
Vahn Lackey	21 games	May 22, 2024	Same
Alex Hernandez	16 games	Feb. 14, 2025	Same
Tyler Neises	9 games	Feb. 24, 2025	Same
Carson Kerce	7 games	Feb. 28, 2025	17
Caleb Daniel	6 games	Feb. 28, 2025	Same

\*all or partially done before transferring to GT

## MIDWEEK Highlights - The Bats - GT 11 - KSU 4

- Sophomore **Tyler Neises** connected for his first collegiate home run in Tech's five-run sixth inning.
- Junior shortstop **Kyle Lodise** continued his hot streak, launching his 4th home run of the year to put Tech in front, 6-4 in the third. This marks his fourth consecutive multi-RBI day.
- He scored a team-high three runs tonight – his third three-run game of the season
- Freshman **Alex Hernandez** took over the team-lead for RBI after driving in three today, one off a SAC fly and two with an RBI single in the Jackets' five-run sixth inning. He leads the team in HR (5) and RBI (18) while also pitching 3.0 innings out of the bullpen, with a save.
- Sophomore **Carson Kerce** has also been on a tear in recent games, going 3-for-4 tonight with two runs scored.
- Over his last four games, Kerce leads the team with a .692 batting average, including four doubles and 7 RBI for a 1.000 slugging % and a 1.688 OPS.
- Sophomore **Vahn Lackey** recorded his fifth straight multi-hit game (2-for-4 with a run scored).
- Sophomore **Kent Schmidt** barreled a first-inning pitch off the wall in right center to drive in Lodise for the game's first run.

## Friday Highlights - The Bats - GT 4 - VT 3

- Sophomore **Vahn Lackey** set a new career-high with his sixth-straight multi-hit game (3-for-4 with a walk and a run scored). Lackey reached base four times, tying his career high set vs. West Georgia.
- **Lackey** stole two bases – his first-career multi-steal game. He has stolen six bases this season after getting one his freshman year.
- Freshman **Alex Hernandez** secured the game-winning RBI in the ninth, his team-leading 19th of the season. He has driven in the winning run twice this season, one behind Drew Burress for the team lead.
- Junior shortstop **Kyle Lodise** scored the game-winning run in the ninth, he has scored at least one run in 11 straight games.

- Sophomore **Carson Kerce** reached base twice thanks to a pair of walks and came around to score the game-tying run.
- Sophomore **Kent Schmidt** has recorded at least one RBI in 10 straight games – a career-long streak.
- Freshman **Caleb Daniel** recorded his first-career multi-RBI game, driving in two runs with a bloop single in the fourth inning, scoring Hernandez and Lackey.
- Senior **John Giesler** made his season debut, returning from an injury sustained during practice on opening week to pinch-hit in the ninth inning.
- Tech has now won seven-straight ACC opening games dating back to the 2019 season.
- The Jackets have won their first ACC road game of the year for the first time since 2021.
- GT stole six bases, tying the season high set against West Georgia (Feb. 26). It's the most in a game in three seasons (7 SBs vs. Campbell in the 2022 Knoxville Regional – June 5, 2022).
- This was the first game that GT has won without recording an extra base hit since Feb. 26, 2019 vs. Georgia State.

## Saturday Highlights - The Bats - GT 5 - VT 8

- Sophomore **Drew Burress** became the fastest Yellow Jacket ever to reach 30 career home runs after he crushed a 1-1 pitch 405 feet over the wall in left field. It took Burress only 73 games to hit 30 homers in White & Gold, beating the previous record (Kevin Parada – 93) by an impressive 20 games.
- It was his fifth home run of the season, tying him for the most on the team, alongside freshman **Alex Hernandez** and junior **Kyle Lodise**.
- The two-run shot from **Burress** brings his season RBI total to 18 and his career number to an impressive 85 (1.16 RBI per game).
- Junior shortstop **Kyle Lodise** connected for his 5th home run of the season in the 7th inning, a two-run shot to score Tyler Neises who had walked the at-bat prior. Lodise has scored at least one run in 12 straight games.
- Both **Lodise** and **Burress** scored twice today, they have each scored multiple runs in six of the 16 games played this season (37.5 % of games).
- Freshman **Alex Hernandez** drove in his team-leading 20th RBI of the season with a triple in the first inning.
- Sophomore **Kent Schmidt** saw his RBI streak come to an end at 10 consecutive games. He did hit a double, his seventh of the year, placing him one behind Carson Kerce for the team lead.
- Sophomore **Tyler Neises** entered the game as a pinch-hitter and stayed in at left field, going 1-for-1 with a double and a walk while scoring a run.

## Sunday Highlights - The Bats - GT 8 - VT 6

- Freshman **Caleb Daniel** doubled his season RBI total with a three RBI performance in the eight-spot. He went 2-for-4 with a two-RBI triple in the third and a would-be two-RBI double in the ninth that bounced over the wall to hold **Brosius** at third - he would be brought home off a SAC fly from **Kerce** the very next at-bat.
- This was Daniel's second multi-RBI game of the weekend, and his career, after driving in two during GT's 4-2 win on Friday.
- He leads the team with five RBI in ACC play this year after driving in just one in his eight non-conference games.
- Sophomore **Vahn Lackey** went 2-for-4 with two runs scored, he has recorded multiple hits in seven of his last eight games and leads the team with a .433 batting average, the best average by a Jacket with at least 50 ABs through 16 games since Chandler Simpson in 2022.
- He extended his hitting streak to a career-best eight games and

on-base streak to 21-games dating back to last season.

- Junior **Parker Brosius** tied a career high with three runs scored today, coming around in every inning the Jackets tallied in.
- He scored three runs twice before but never in an ACC game (vs. Youngstown St. and Georgia St. last season).
- Sophomore **Carson Kerce** drove in two runs for his eighth career multi-RBI game and third of the season.
- Junior shortstop **Kyle Lodise** matched his season high with three hits this afternoon. It was his third three-hit game of the season and his first in ACC play.
- The Brunswick, Ga. native has reached base in a career-best 28 straight games dating back to his time at Augusta University and is in the midst of a team-best 11-game hitting streak.
- Freshman **Alex Hernandez** has reached base safely in all 16 games he has played at the college level after drawing two walks.
- Sophomore **Kent Schmidt** extended his career-best on-base streak to 24 games with a single in the eighth inning. He now owns a 10-game hitting streak, one shy of his career-long.
- Sophomore **Tyler Neises** has now reached base safely in a career-best nine games in a row after being hit by a pitch today.
- Sophomore **Drew Burress** extended his career-long on-base streak to 34 games with a walk in the eighth inning.
- Tech improves to 13-3 this season for the third time in the last four years, tied for the best 16-game start to a season since 2013.
- The Jackets have won their first series of ACC play for the sixth year in a row and have won the first ACC road series for the first time since 2021.
- The Yellow Jackets lead the all-time series with Virginia Tech, 46-25, following today's result.
- Georgia Tech has won back-to-back series against Virginia Tech and 10 of the last 11 series, dating back to 2013.

## JACKETS IN THE POLLS

WEEK	BA	USA	NCBWA	D1	PG
Preseason	-	rv	rv	-	-
Week 1	-	rv	rv	-	-
Week 2	-	rv	rv	-	-
Week 3	-	rv	rv	-	-
Week 4	-	rv	rv	-	-

BA = Baseball America, USA = USA Today, NCBWA = NCBWA, D1= D1Baseball.com, PG = Perfect Game N/A = poll not out before release of notes rv = receiving votes

### PITCHING

- Georgia Tech returns three pitchers with over 30 innings pitched last season: **Tate McKee** (sophomore. 47.0 IP), **Carson Ballard** (r-sophomore. 34.2 IP) and **Mason Patel** (graduate senior. 36.0 IP)
- The Jackets return seven arms in total from last year's squad: McKee, Ballard, Patel, **Riley Stanford**, **Jackson Sobel**, **Brett Barfield** and **Caden Gaudette**
- The Jackets are heading into the second season under pitching coach **Matt Taylor** and **Jason Richman** as director of pitching. And head coach Hall has said he believes this to be the year that Tech fans witness "the fruits of their labor" as the pitching staff looks to prove people wrong in 2025.
- A whopping 21 new arms are joining the staff for the 2025 season, featuring a solid mix of 14 freshmen and seven transfers.

#### Freshman Arms

Name	Hometown	PG State Ranking	PG National Ranking
Jackson Blakely	Thomaston, Ga.	87	---
Connor Chicoli	Raleigh N.C.	10	342
Joshua Evans	Lawrenceville, Ga.	27	256
Alex Hernandez	Cumming, Ga.	12	96
Ryan Johnson	Dallas, Ga.	46	462
Adam McKelvey	Roswell, Ga.	178	---
Cooper McMullen	Bonaire, Ga.	40	364
Thorpe Musci	Lilburn, Ga.	23	223
Cole Royer	Waynesville, Ga.	33	302
Connor Shouse	Jasper, Ga.	9	83

#### Transfers

- Sam Swygert:** Grad Transfer RHP from The Citadel. Pitched in 18 games and made 12 starts last season, pitching a team-high 67.1 innings with a 5.75 ERA.
- Caden Spivey:** Junior RHP from Notre Dame. Made 15 appearances with three starts and 27.2 innings of work while going 1-1 with an 8.46 ERA
- Porter Buursema:** Sophomore RHP from Georgia Southern. Made six starts, pitching 12.2 innings with 14 strikeouts, a 5.68 ERA and a 1-0 record.
- Jake Lankie:** R-Freshman RHP from Georgia. Redshirted last season. Rated as the No. 23 RHP out of Georgia in the class of 2023 Perfect Game rankings.
- Jaylen Paden:** Graduate RHP from Georgia Southern. Has not pitched in a game since March 7, 2023 due to injury. Career 5.62 ERA over 107.1 innings from 2021-23.
- Kayden Campbell:** Junior LHP from Louisville. Made 23 relief appearances last season, pitching 20.0 innings and striking out 22 with a 7.65 ERA
- Brady Jones:** Junior RHP from Georgia State. Led the team with a 5-1 record last season, making 16 relief appearances and 1 start with a 7.32 ERA and 37 strikeouts over 39.1 innings. Most innings pitched out of GSU's bullpen last season.

#### Spinning From The Start

- The Georgia Tech pitching staff got off to a historically strong start in 2025 - holding its opponents to fewer than five runs in each of its first six games for the first time since 2002.
- The pitching staff allowed nine runs over the course of the series, a 10-run improvement after averaging 19 runs allowed over the previous three opening series sweeps (14 RA in 2024, 24 RA in 2023 and 19 RA in 2022).
- The Jacket pitchers struck out 40 in the opening weekend against Old Dominion – tied with 2022 for the most strikeouts through the first three games this century.

#### No PATEL-ing How Long This Will Last

- Senior RHP Mason Patel is simply put, the most effective pitcher in the nation in 2025.
- The senior Georgia State transfer from two seasons ago leads the nation with five victories and a 0.47 WHIP. He is the only pitcher in the nation to not allow a run with 10+ IP and at least 1 inning/Team Game.
- He became the first Yellow Jacket pitcher in 23 years to win each of his first five appearances (first since Kyle Bakker in 2002).
- He was awarded ACC Co-Pitcher of the week on Feb. 24 after dominating both Marshall and Georgia Southern to the tune of 8.1 innings with a 0.00 ERA, 11 strikeouts and a 2-0 record while only allowing four base runners.
- Patel becomes the first GT pitcher to earn pitcher of the week since Andy Archer (March 29, 2021).
- Patel's award-winning week got started on Wednesday, when he came out of the bullpen to start the third inning in Tech's road opener at Georgia Southern. Patel was perfect through 5.1 innings, retiring the first 16 batters he faced in order to quiet the Georgia Southern bats and allow for Tech to take the game, 5-3. He struck out a career-best nine batters in that appearance, which also goes down as his longest outing in White & Gold – Patel's longest since pitching 6.0 innings in a start against Brown for Georgia State back in 2023, all in only 50 pitches.
- He followed that with another gem of an outing on Sunday against Marshall, entering the game with runners on second and third and nobody out in the fifth inning, working around a hit-by-pitch to keep the Thundering Herd off the board with yet another scoreless inning. He would pitch two more scoreless to earn the victory, leaving after the 7th inning with the Jackets in front, 10-3.
- Patel's efforts bolstered a resurgent GT bullpen in 2025. The Tech bullpen has struck out 54 batter while holding opponents to a .180 average – the best numbers by a Tech bullpen through seven games since at least the turn of the century.
- In his third appearance of the season, Patel entered in the sixth inning - retiring the first batter he saw to get Tech into the 7th inning and earning the win and improving to 3-0 – becoming the first Yellow Jacket pitcher to be 3-0 after only nine games since Xzavion Curry in 2018.
- Patel was first out of the bullpen last week vs. KSU, working a pair of flyouts to get Tech out of the second inning before striking out two around a couple of hits in the third and adding another K in the fourth around a two-out walk for 2.2 scoreless innings
- He would get credit for the win, improving to 4-0 on the season and becoming the first Yellow Jacket to earn the win in each of his first four appearances since Mark Pope in 2011.
- Patel** came out of the bullpen in the 5th inning of the series opener at VT and continued his unconscious season, pitching 4.2 innings without allowing a hit.
- Patel allowed only three base runners (one walk, one HBP, one ROE) and retiring 7 straight during the middle innings.

- He would get credit for the win, becoming the first Yellow Jacket to earn a win in each of his first five appearances since Kyle Bakker in 2002.

- He is the first GT pitcher this century to begin a season with 17.0 scoreless innings.

**GEORGIA TECH PITCHING — 2025 NAT'L/ACC RANKS**

Category	No.	D1 Rank	ACC Rank
Ks/9 innings	11.0	21st	6th
K/BB Ratio	2.78	37th	8th

**LAST WEEK...**
**MIDWEEK Highlights - The Arms - GT 11 - KSU 4**

- Junior RHP **Caden Spivey** made his second start as a Yellow Jacket, recording three of his four outs via strikeout before exiting the game in the second.
- From that point on, the bullpen worked 7.2 scoreless innings — the third time this season the Tech bullpen has thrown at least 7.0 scoreless innings in relief.

- Senior RHP **Mason Patel** was first out of the bullpen, working a pair of flyouts to get Tech out of the second before striking out two around a couple of hits in the third and adding another K in the fourth around a two-out walk.

- **Patel** maintains his perfect 0.00 ERA this year over 12.1 innings of work allowing only five hits and two walks while striking out 15.

- He would get credit for the win, improving to 4-0 on the season and becoming the first Yellow Jacket to earn the win in each of his first four appearances since Mark Pope in 2011.

- Sophomore RHP **Caden Gaudette** was next out of the pen for his team-leading sixth appearance. He went 2.0 innings allowing only one hit and striking out three. He has struck out at least three batters in three of his six appearances this season and has earned 13 of his 23 outs via punch out.

- Senior **Sam Swygert** pitched a scoreless seventh. He has allowed only one run in 7.2 innings of relief this season while striking out eight.

- Freshman **Alex Hernandez** returned to the mound, working a 1-2-3 eighth inning while recording his third strikeout of the season.

- Freshman **Cole Royer** collected the final three outs in the top of the ninth, working around a single for a scoreless frame in his fourth appearance on the year. Royer reached a spin rate of over 3000 tonight, the best of any Yellow Jacket this season.

**Friday Highlights - The Arms - GT 4 - VT 3**

- Sophomore RHP **Tate McKee** made his fourth-straight Friday start, striking out seven over 4.1 innings and only allowing two earned runs (three runs).

- He has struck out five or more in three straight appearances for the first time in his career.

- Senior **Mason Patel** came out of the bullpen and continued his unconscious season. He pitched 4.2 innings without allowing a hit.

- **Patel** went 4.2 innings, allowing only three base runners (one walk, one HBP, one ROE) and retiring seven straight batters during the middle innings.

- He would get credit for the win, becoming the first Yellow Jacket to earn a win in each of his first five appearances since Kyle Bakker in 2002.

- He is the first GT pitcher this century to begin a season with 17.0 scoreless innings.

- The Georgia Tech bullpen threw 4.2 scoreless innings today.

They extend the scoreless streak to 21.1 straight innings over the last five games, only allowing 11 hits and striking out 20 over that time.

- Georgia Tech pitching has posted a 3.83 ERA over the opening 14 games, its lowest since the 2020 season.

**Saturday Highlights - The Arms - GT 5 - VT 8**

- Junior RHP **Brady Jones** made his fourth-straight Saturday start, striking out two over 2.0 innings before leaving with an injury.

- Junior LHP **Kayden Campbell** pitched 1.1 scoreless innings in relief, striking out one and allowing only one hit. It was his second straight appearance without allowing a run. He has only allowed one run over 4.0 innings of work this season.

- R-Soph. RHP **Caden Gaudette** made his team-leading seventh appearance out of the bullpen, pitching the final 1.2 innings without surrendering a run.

- **Gaudette** has now thrown 4.2 consecutive scoreless innings and brings his season ERA below 3.00 with today's effort (2.89).

- The Alpharetta native joins **Swygert** and **Mason Patel** as the only three Tech pitchers out of the bullpen to throw over 9.0 innings this season.

- The Georgia Tech bullpen threw 0.2 innings before allowing a run today, bringing the scoreless streak to an end at a season-long 22.0 straight innings over the last six games.

**Sunday Highlights - The Arms - GT 8 - VT 6**

- Senior RHP **Jaylen Paden** made his fourth appearance out of the bullpen, pitching a season-long 3.2 innings, retiring the first eight batters he saw to silence the Virginia Tech bats that had scored runs in each of the previous three.

- He allowed only two hits and five total base runners while throwing 72 pitches, the most he has thrown since returning from Tommy John surgery that forced him to miss the entire 2024 season.

- Junior RHP **Caden Spivey** pitched 1.1 scoreless innings in relief, striking out one and walking two. He would get credit for the victory, the sixth of his career and first in White & Gold after transferring in from Notre Dame this season.

- Junior LHP **Brett Barfield** recorded his 20th career strikeout, coming in to begin the ninth inning and getting outs from both of the lefty batters he faced.

- Freshman RHP **Cooper McMullen** entered for the final out, inducing a fly ball on his one and only pitch. That effort was good enough for the save, his first as a college pitcher.

- **McMullen** has pitched 5.2 innings without allowing a run, matching Tate McKee's mark he set to begin his career last season.

**Jacket Arms - ERA under 4.00**

Name	Innings Pitched	Class	ERA
Mason Patel	17.0	Sr.	0.00
Cooper McMullen	5.2	Fr.	0.00
Ryan Johnson	2.0	Fr.	0.00
Adam McKelvey	0.2	Fr.	0.00
Joshua Evans	0.1	Fr.	0.00
Jaylen Paden	7.2	Sr.	1.17
Sam Swygert	9.2	Sr.	3.72
Tate McKee	19.1	So.	2.79
Kayden Campbell	4.0	Jr.	2.25
Caden Gaudette	9.1	So.	2.89
Brett Barfield	2.1	Jr.	3.86

**MISCELLANEOUS****Jim Poole Number - John Giesler**

Georgia Tech baseball continues the legacy of former Yellow Jacket standout and Major League Baseball relief pitcher Jim Poole, who passed away from ALS in October of 2023, by designating a student-athlete each year to wear his No. 21 jersey. The student-athlete selected must exemplify Poole's characteristics both on and off the field.

This year, senior infielder John Giesler becomes the third Yellow Jacket to earn the honor, continuing the tradition begun by Jack Rubenstein in 2023 and Ben King last season.

"I am excited that John Giesler will wear number 21 this year," Head Coach Danny Hall said. "Jim Poole was part of an era in Georgia Tech Baseball that established us as a national power. Jim's prowess on the mound and in the classroom set the bar high for future Yellow Jacket players and teams. John exemplifies those same character traits of excellence on the field and in the classroom. As a two-time Captain he is the ultimate "Tech Man" to honor Jim's legacy."

Giesler, a sixth-year senior from Marietta, Ga. (Walton HS) will wear No. 21, having shown a longstanding commitment to Poole's ideals – self-determination, a strong academic work ethic, and high moral fiber on and off the field. Giesler is a five-time member of the ACC Academic Honor Roll, a two-time academic all-district honoree and earned Academic All-America (3rd Team) in 2023. He is currently pursuing a master's degree in real estate development.

On the diamond, Giesler is entering his second season as team captain. He is a career .308 hitter for the Yellow Jackets and set career highs in doubles (17), home runs (10) and RBI (43) last season while delivering a .990 fielding percentage in 41 games in the corner infield. He will be a key piece of the Jackets' offense again in 2025 as Tech strives for its 36th NCAA Regional berth and fifth in Giesler's career in White and Gold.

"Simply put, this is the greatest honor I have ever been given," Giesler said. "From knowing Jim and knowing who he was as a person, I don't feel deserving but I am incredibly honored. I will do everything I can this year to wear this number with respect and honor him and his family the best I can."

**ABOUT JIM POOLE**

Poole arrived on The Flats in 1985 and had an immediate impact, as Georgia Tech baseball would win the first of four-straight ACC Tournament Championships. During his four years, he pitched in 120 games and struck out 263 batters in 188 innings. He still ranks first in the Tech record book with 22 career saves, including 10 as a junior and nine as a senior. He was named all-ACC his last two seasons. Poole would be enshrined into the Georgia Tech Sports Hall of Fame just nine years later in 1997.

A stellar worker in the classroom, Poole elected not to turn professional after being selected in the 34th round of the 1987 MLB Draft by the LA Dodgers, and returned to Georgia Tech for his senior year, recording a 2.03 ERA and 113 strikeouts in only 71 innings. Once again, the LA Dodgers would call his name in the 1988 MLB Draft, this time taking him in the ninth round. He would return to

graduate from the Institute with a degree in electrical engineering in 1990.

Poole played 11 years in the major leagues, predominantly with the Baltimore Orioles, Cleveland Indians, and San Francisco Giants. In 431 games played, he finished with 22 victories and a 4.31 ERA, as well as 256 strikeouts and four saves. He helped pitch Cleveland to two American League Championship Series (1995, 1998), making it to the 1995 World Series where he would face the Atlanta Braves.

Following his retirement at the end of the 2000 season, Poole returned to Georgia Tech to join the Alexander-Tharpe Fund as a fundraiser and supporter of the baseball program. He then began serving as the pitching coach at Johns Creek High School in 2010, teaching many young men about pitching mechanics, while also conveying his personal pitching philosophy.

He later joined the business world as a Personal Wealth Advisor for the Baseball Division of BIP Wealth.

After being diagnosed with ALS in 2021, Poole worked tirelessly to raise awareness for the disease. In addition to serving on MLB ALS boards, he also worked with Georgia Tech, who together hosted an ALS Awareness Day during the 2022 baseball season, with Tech wearing Jim Poole shirts and both teams wearing honorary wristbands. Professional players also wore the shirt. Tech later designated the number 21 each year to be worn by a student-athlete who exemplify Poole's ideals – self-determination, a strong academic work ethic, and high moral fiber on and off the field.

Every 90 minutes, someone is diagnosed with ALS, or Lou Gehrig's disease, with an estimated 30,000 people living with ALS in the United States at any given time. Primarily affecting people between the ages of 40 and 70, ALS is a progressive neurodegenerative disease that affects nerve cells in the brain and the spinal cord. There is no known cure.

For more information about ALS, visit [www.ALS.org](http://www.ALS.org).

**GAME-WINNING PLAYS**

*Game-winning plays are ones that give Tech the lead or break a tie en route to win*

Game	Play	Inning	Final
vs. ODU	Waugh RBI single	8th	3-2
vs. ODU	Burress Grand Slam	9th	7-3
vs. ODU	Waugh RBI single	7th	7-4
at GASO	Hernandez RBI groundout	3rd	5-3
vs. Marshall	Burress 2-run HR	1st	12-1 (7)
vs. Marshall	Daniel scores on error	2nd	11-6
vs. UWG	Schmidt 2-run HR	6th	16-7
vs. WMU	Burress 2-run HR	1st	16-4
vs. WMU	Kerce RBI double	2nd	14-1 (7)
vs. WMU	Wild Pitch Scores Brosius	2nd	13-3(7)
vs. KSU	Lodise 2-run HR	3rd	11-4
at VT	Hernandez RBI single	9th	4-3
at VT	Daniel RBI double	9th	8-6

*Italics indicates Walk-Off hit*

**GAME-WINNING RBI LEADERS**

Player	2025	Career at GT
Drew Burress	3	9
John Giesler	Injured	5
Parker Brosius	0	4
Nathan Waugh	2	2
Alex Hernandez	2	2
Kent Schmidt	1	1
Carson Kerce	1	1
Kyle Lodise	1	1
Caleb Daniel	1	1

**CAREER WALK-OFF HITS**

Player (Date)	Play	Inning	Final
Parker Brosius (3/8/24 vs. YSU)	2-RBI double	8th	15-5
Parker Brosius (4/2/24 vs. Presbyterian)	RBI bunt single	7th	9-8
John Giesler (4/23/24 vs. KSU)	2-run HR	7th	13-2
Drew Burress (2/15/25 vs. ODU)	Grand Slam	9th	7-3
Alex Hernandez (3/2/25 vs. WMU)	2-run HR	7th	13-3



**MISCELLANEOUS**
**ATOP THE CONFERENCE**

• Georgia Tech baseball ranks among the most prolific winners in ACC history.

**MOST ACC TOURNAMENT TITLES, SINCE 2000**

	Titles	Years
Florida State	6	2002, 2004, 2010, 2015, 2017, 2018
<b>Georgia Tech</b>	<b>5</b>	<b>2000, 2003, 2005, 2012, 2014</b>
North Carolina	4	2007, 2013, 2019, 2022
Clemson	3	2006, 2016, 2023
Duke	2	2021, 2024
Virginia	2	2009, 2011

**MOST ACC REGULAR-SEASON, DIVISIONAL TITLES SINCE 1994**

	Titles	Regular-Season Years (Divisional)
Florida State	14	1996, 1998, 1999, 2001, 2002, 2003 (2007, 2008, 2009, 2010*, 2011, 2012, 2013, 2014)
North Carolina	8	(2006, 2007, 2009, 2012, 2013, 2017, 2018, 2024)
<b>Georgia Tech</b>	<b>7</b>	<b>1997, 2000, 2004, 2005 (2011, 2019, 2021)</b>
Clemson	6	1994, 1995 (2006, 2010*, 2018, 2024)
Louisville	5	(2015, 2016, 2017, 2019, 2022)
Miami	4	(2008, 2014, 2015, 2016)

**GEORGIA TECH'S MOST COMMON OPPONENTS**

	Games	First Meeting	Series Record
Georgia	389	1898	UGA leads 219-168-2
Auburn	247	1897	AU leads 128-113-5
Clemson	242	1902	CU leads 121-118-3
Mercer	175	1897	GT leads 117-58
North Carolina	158	1901	GT leads 83-75
NC State	143	1921	GT leads 81-62
Duke	142	1903	GT leads 101-41
Ga. Southern	142	1947	GT leads 110-32
Virginia	138	1924	GT leads 79-64-2
Wake Forest	123	1898	GT leads 76-46-1

• The Jackets will face their top four most common opponents again in 2025 but will not play North Carolina, NC State or Wake Forest in the regular season.

• Tech extended it's winning streak against Georgia Southern to six games in a row, dating back to 2022, with a 5-3 win in Statesboro on Feb. 18, 2025 - featuring 5.1 perfect innings from **Mason Patel** along with back-to-back home runs from **Kyle Lodise** and **Drew Burress**.


**2025 ACC PRESEASON POLL**

1. Virginia (13)	251
2. Florida State (2)	230
3. North Carolina	217
4. Clemson (1)	214
5. Duke	182
6. Wake Forest	171
7. NC State	168
8. Stanford	143
9. Louisville	128
<b>10. Georgia Tech</b>	<b>113</b>
11. Miami	87
12. Virginia Tech	85
13. California	60
14 Pitt	52
15. Notre Dame	44
16. Boston College	31

**2025 ACC STANDINGS - WEEK 5**

School	ACC	Overall
Wake Forest	3-0	14-3
<i>Georgia Tech</i>	<i>2-1</i>	<i>13-3</i>
Stanford	2-1	12-3
Duke	2-1	10-6
Boston College	2-1	6-6
North Carolina	1-2	14-2
Virginia Tech	1-2	11-5
Virginia	1-2	9-5
California	1-2	7-8
Florida State	0-0	15-0
Clemson	0-0	14-1
Louisville	0-0	12-2
Miami	0-0	11-5
NC State	0-0	11-5
Notre Dame	0-3	8-4
Pitt	0-0	9-5

**2025 HONORS**
**DREW BURRESS**

Preseason 1st Team All-American (D1 Baseball)  
 Preseason 1st Team All-American (NCBWA)  
 Golden Spikes Award (Watch List)  
 Preseason ACC Player of the Year (D1 Baseball)  
 No. 1 Sophomore in College Baseball (Perfect Game)

**MASON PATEL**

ACC Co-Pitcher of the Week - Feb. 24

**2025 MLB #PROJACKETS**

Joey Bart, C	Pirates
Buck Farmer, RHP	Braves
Justyn-Henry Malloy, OF	Tigers
Brant Hurter, LHP	Tigers
Kyle McCann	Athletics
Xzavion Curry, RHP	Marlins
Amos Willingham, RHP	Nationals

**2025 ACC TOURNAMENT**

Beginning this spring with the 2025 ACC Baseball Championship in Durham, North Carolina, all 16 teams in the ACC will compete in a single-elimination championship. The championship will remain six days as it has in previous years, running from Tuesday, May 20, through Sunday, May 25, 2025, from Durham Bulls Athletic Park.

"There's once again tremendous excitement surrounding ACC Baseball and today's announcement will bring an improved championship experience for our student-athletes, coaches, and fans alike," stated ACC Commissioner Jim Phillips Ph.D. "Nationally, the ACC is once again well-represented in the preseason polls and award lists. After what we know will be a highly competitive regular season, we look forward to showcasing all 16 baseball teams in Durham this May."

Since 2006, the ACC Baseball Championship has been played in a pool play or round-robin style format. The tournament last expanded its field size in 2017, moving from 10 to 12 teams.

Under the new format, the top four seeds in the championship will be based off the performance in the regular season and will receive a double-bye into the quarterfinal round, which is scheduled to be held on Thursday and Friday. Seeds five through eight will earn a bye into Wednesday's second round. Seeds 9-16 will begin play with four first round games on Tuesday.

**LET'S BRAG ABOUT BURRESS**

*"Burress is as big a star as you'll find in college baseball, the reigning D1Baseball Freshman of the Year and a 2024 first-team All-American after hitting .381/.512/.821 with 25 homers. He's a no-brainer first-team preseason All-American as a sophomore, and our preseason pick for ACC Player of the Year.*

**– D1Baseball**

- In 2024, Drew Burress established himself as one of the best hitters in college baseball and one of the most exciting prospects to watch leading up to the 2026 draft. If he can continue his historic run through the ranks of NCAA Baseball, every MLB front office will be begging for Burress to become the next face of the franchise.

- Burress hit 25 home runs last season, one shy of the Georgia Tech program record (set by Kevin Parada in 2022) and two shy of the NCAA freshman home run record set by Tommy White (NC State) in 2022 as well.

*"If he continues to crush the ball at anything mirroring his current rate, he could follow in [Dylan] Crews' footsteps and reach his high ceiling when he's eligible for the 2026 Draft."*

**– Jesus Cano, MLB.com**

- Burress can claim to have an unofficial piece of the GT home run record since he hit a home run against Georgia that would ultimately not be recorded officially after the game was ended due to rain.

- Last year, Burress became the 1st Yellow Jacket to ever slug over .800 with at least 200 at bats. His .821 slugging percentage led all Division I freshman and 6th overall among those with 200+ ABs.

- Not only did Burress turn heads with his bat but he also set the Georgia Tech record for the most assists by an outfielder in a single season, gunning down 10 runners from his spot in center field.

*"He has thunderous bat speed and does a nice job creating leverage in his swing, and shows off plus power, especially to the pull side."*

**– Peter Flaherty, Baseball America**

- This season, Burress has placed an emphasis on showing off his base running. After stealing 8 bags on 10 attempts last year, Burress feels that his speed isn't getting enough attention & looks to amend that in 2025.

- He became the fastest Yellow Jacket in program history to reach 30 career home runs – doing so in just 73 games, a full 20 games faster than the previous record holder, Kevin Parada and faster than legendary Tech sluggers such as Jason Varitek, Mark Teixeira and Nomar Garciaparra

*"From Day 1, you never thought he was a freshman. He's a very mature kid. He doesn't mix any words about it. He wants to be a first-round pick. He wants to be the best player in the country. That's what drives him. That's his passion. He is one of those guys that makes everybody around him better. Every day."*

**– Danny Hall, ABCA Hall of Famer**
**GEORGIA TECH'S TRIPLE CROWN WINNERS**

Year	Player	HR	RBI	AVG
1958	Earl Moore	4	15	.287
1959	Roger Kaiser	4	32	.373
1960	George Inman	7	24	.360
1968	Ted Tomasovich	5	38	.381
1975	Frank Turner	2	30	.376
1991	Andy Bruce	22*	96*	.345
1992	<i>Jason Varitek*</i>	11	52	.406*
1993	<i>Jason Varitek</i>	22*	72	.404
1994	Jay Payton	20	102*	.434*
1997	Mark Fischer	24*	98	.354
1999	<i>Mark Teixeira</i>	13	65	.387
2016	Matt Gonzalez	11	54	.378
2024	Drew Burress	25	67	.381

\* denotes is/was school record

*italics indicates member of College Baseball Hall of Fame*

**ACTIVE NCAA D1 CAREER SLUGGING % LEADERS**

Rank	Player	School	Class	Slug %
1	<b>Drew Burress</b>	<b>Georgia Tech</b>	<b>Soph.</b>	<b>.785</b>
2	Nolan Schubart	Oklahoma St.	Jr.	.729
3	Grant Jay	Dallas Baptist	Jr.	.727
4	Jared Jones	LSU	Jr.	.722
5	Dalton Beck	LSU	Sr.	.711
6	Avery Neaves	Col. of Charleston	Sr.	.699
7	John Bay	Austin Peay	Sr.	.699
8	Daniel Cuvet	Miami (FL)	Soph.	.698
9	Ethan Petry	South Carolina	Jr.	.695
10	Jack Moroknek	Butler	Jr.	.694

\* minimum of 200 career ABs

**ACTIVE NCAA CAREER SLUGGING % LEADERS - All Divisions**


Rank	Player	School	Div.	Slug %
1	Mackenzie Wainwright	Lenoir-Rhyne	II	.906
2	Kolby Felix	Colorado Mesa	II	.832
3	Caleb Cyr	Johns Hopkins	III	.798
4	Adam Paniagua	Regis (Colo.)	II	.796
5	<b>Drew Burress</b>	<b>Georgia Tech</b>	<b>I</b>	<b>.785</b>
6	Adam Cootway	Wisc-Whitewater	III	.775
7	Brevin McCool	Lubbock Christian	II	.774
8	Dale Francis Jr	Gardner Webb	II / I	.761
9	Eli Frank	Wisc-Whitewater	III	.756
10	Sam Angelo	North Carolina	III / I	.749

\* minimum of 200 career ABs

## 2025 RECORD BREAKDOWN

	ACC	Overall
Overall	2-1	13-3
Home	0-0	10-2
Road	2-1	3-1
Neutral	0-0	0-0
Day Games	2-1	12-3
Night Games (6 p.m. or later)	0-0	1-0
Yellow Jackets Score First	0-1	5-2
Opponent Scores First	2-0	8-1
Yellow Jackets Score in 1st inning	0-1	5-2
Walk-off Victories	0-0	2-0
As a Ranked Team (All Polls)	0-0	0-0
Vs. Ranked Team (All Polls)	0-0	0-0
Vs. LHP (starter)	0-1	6-2
Vs. RHP (starter)	2-0	7-2
Yellow Jacket Starter 6+ IP	0-0	0-0
Yellow Jacket Starter 7+ IP	0-0	0-0
Yellow Jacket Starter 8+ IP	0-0	0-0
Hitting A Home Run	0-1	11-1
Not Hitting A Home Run	2-0	2-2
Out Hit Opponent	2-0	12-1
Get Out Hit By Opponent	0-0	1-1
Equal Number of Hits	0-1	0-1
February	0-0	8-2
March	2-1	5-1
April	0-0	0-0
May	0-0	0-0
June	0-0	0-0
Monday	0-0	0-1
Tuesday	0-0	1-0
Wednesday	0-0	2-0
Thursday	0-0	0-0
Friday	1-0	4-0
Saturday	0-1	2-2
Sunday	1-0	4-0
One-Run Games	1-0	2-0
Two-Run Games	1-0	2-1
Three-Run Games	0-1	1-1
Four+ Run Games	0-0	8-1
Leading After 6	1-0	10-2
Trailing After 6	1-1	2-1
Tied After 6	0-0	1-0
Leading After 7	0-0	10-1
Trailing After 7	1-1	2-2
Tied After 7	1-0	1-0
Leading After 8	0-0	7-0
Trailing After 8	1-1	2-3
Tied After 8	1-0	1-0
Shutouts	0-0	0-0
Extra Innings	0-0	0-0
Score 0-5 Runs	1-1	3-2
Score 6-9 Runs	1-0	3-1
Score 10+ Runs	0-0	7-0
Allow 0-5 Runs	1-0	10-1
Allow 6+ Runs	1-1	3-2
Commit 0 Errors	0-1	4-3
Commit 1 Error	1-0	6-0
Commit 2+ Errors	1-0	3-0

## HALL OF FAME COACH



• **Danny Hall** is in his 32nd season at Georgia Tech and his 38th overall as a head coach in 2025. He is the winningest baseball coach in Tech history with 1,214 wins.

• Hall, who won his 1,400th career game on April 14, 2024 and his 1,200th win at Georgia Tech on May 12, 2024, stands second among active Division I coaches in career victories entering the 2025 season.

- Prior to the 2024 season, Hall was named to the ABCA Hall of Fame.
  - In his career – both as an assistant and head coach – Hall has been part of over 1,600 victories and seven trips to the College World Series.
  - Hall has led Tech to the NCAA Tournament on 22 occasions and guided the Jackets to the NCAA College World Series in 1994, 2002 and 2006 -- the program's only three berths.

## HALL BY THE NUMBERS

<b>1,424</b>	Career wins as a head coach
<b>1,216</b>	Wins at Georgia Tech
<b>163</b>	Total draft picks coached at Tech
<b>141</b>	All-ACC honors
<b>121</b>	All-American selections by 46 GT players
<b>52</b>	Tech's school record for wins set in 2002
<b>29</b>	Freshman all-Americans
<b>22</b>	NCAA Regional appearances at Tech
<b>18</b>	Top-two ACC offensive finishes
<b>19</b>	Academic all-America honors by GT players
<b>15</b>	Yellow Jackets drafted in the first round
<b>7</b>	ACC regular season/division titles ('97, '00, '04, '05, '11, '19, '21)
<b>6</b>	NCAA Super Regional appearances at Tech
<b>5</b>	ACC tournament titles (2000, 2003, 2005, 2012, 2014)
<b>3</b>	ACC tournament titles (2000, 2003, 2005, 2012, 2014)

## WINNINGEST ACTIVE DIVISION I BASEBALL COACHES

Name	Seasons	Current School	At School Since	Wins	Losses	Ties	Win %
Paul Mainieri	40	South Carolina	2025	1519	780	7	.660
<b>Danny Hall</b>	<b>38</b>	<b>Georgia Tech</b>	<b>1994</b>	<b>1424</b>	<b>777</b>	<b>1</b>	<b>.647</b>
Elliott Avent	37	NC State	1996	1271	831	2	.605
Dave Van Horn	32	Arkansas	2003	1269	626	0	.670
Rich Hill	38	Hawaii	2022	1184	802	4	.596
Steve Owens	34	Rutgers	2020	1052	587	3	.642
Rick Heller	38	Iowa	2014	1048	785	5	.572
Tim Corbin	29	Vanderbilt	2003	1040	584	1	.640
Mike Bianco	28	Ole Miss	2001	1020	615	1	.624
Rich Maloney	30	Ball St.	2013	999	651	2	.605

### TEAM GAME HIGHS

Batting	
At bats.....	39 - vs West Georgia (Feb 26)
Runs scored.....	16 - vs West Georgia (Feb 26)
.....	16 - vs Western Michigan (Feb 28)
Hits.....	18 - vs Western Michigan (Mar 01)
RBI's.....	16 - vs Western Michigan (Feb 28)
Doubles.....	7 - vs Marshall (Feb 23)
.....	7 - vs Western Michigan (Mar 02)
Triples.....	1 - vs West Georgia (Feb 26)
.....	1 - vs Western Michigan (Feb 28)
Home runs.....	4 - vs Western Michigan (Feb 28)
Total bases.....	32 - vs West Georgia (Feb 26)
.....	32 - vs Western Michigan (Feb 28)
Walks.....	9 - vs West Georgia (Feb 26)
Strikeouts.....	13 - vs Old Dominion (Feb 15)
Sac hits.....	3 - vs Old Dominion (Feb 14)
Sac flies.....	2 - (5 times )
Stolen bases.....	6 - vs West Georgia (Feb 26)
.....	6 - at Virginia Tech (Mar 07)
Hit by pitch.....	4 - vs Marshall (Feb 22)
.....	4 - vs Marshall (Feb 23)
.....	4 - vs Western Michigan (Mar 02)
Caught stealing.....	1 - at Georgia Southern (Feb 18)
.....	1 - vs Marshall (Feb 24)
.....	1 - vs Western Michigan (Mar 02)
Runners LOB.....	14 - vs Marshall (Feb 22)
Hit into DP.....	1 - (5 times )
Fielding	
Putouts.....	27 - (9 times )
Assists.....	15 - vs Marshall (Feb 23)
Errors.....	2 - vs Marshall (Feb 23)
.....	2 - vs Kennesaw State (Mar 04)
.....	2 - at Virginia Tech (Mar 07)
Passed balls.....	2 - vs Western Michigan (Feb 28)
DPs turned.....	2 - vs Old Dominion (Feb 14)
Pitching	
Innings pitched.....	9.0 - (9 times )
Runs allowed.....	12 - vs Marshall (Feb 24)
Earned runs.....	12 - vs Marshall (Feb 24)
Walks allowed.....	7 - vs Old Dominion (Feb 15)
.....	7 - at Virginia Tech (Mar 09)
Strikeouts.....	16 - vs Old Dominion (Feb 15)
Hits allowed.....	16 - vs Marshall (Feb 24)
Doubles allowed.....	3 - (4 times )
Triples allowed.....	1 - vs Marshall (Feb 21)
.....	1 - vs Kennesaw State (Mar 04)
Homers allowed.....	4 - vs Marshall (Feb 24)
Wild pitches.....	2 - vs West Georgia (Feb 26)
.....	2 - vs Western Michigan (Mar 02)
.....	2 - vs Kennesaw State (Mar 04)
Hit batters.....	8 - vs Marshall (Feb 23)

### INDIVIDUAL GAME HIGHS

Batting	
At bats: .....	6 - Kyle Lodise at Virginia Tech (Mar 09)
Runs scored: .....	3 - (6 times )
Hits: .....	3 - (11 times )
RBI's: .....	5 - Alex Hernandez vs Marshall (Feb 21)
.....	5 - Kent Schmidt vs West Georgia (Feb 26)
Doubles: .....	2 - (4 times )
Triples: .....	1 - Tyler Neises vs West Georgia (Feb 26)
.....	1 - Parker Brosius vs W. Michigan (Feb 28)
Home runs: .....	1 - (21 times )
Total bases: .....	7 - Drew Burress vs Marshall (Feb 21)
Walks: .....	2 - (9 times )
Strikeouts: .....	3 - Parker Brosius vs Old Dominion (Feb 14)
.....	3 - Drew Rogers vs W. Michigan (Mar 01)
.....	3 - Parker Brosius vs Kennesaw State (Mar 04)
Sac hits: .....	1 - (5 times )
Sac flies: .....	1 - (14 times )
Stolen bases: .....	2 - Drew Burress vs West Georgia (Feb 26)
.....	2 - Parker Brosius at Virginia Tech (Mar 07)
.....	2 - Vahn Lackey at Virginia Tech (Mar 07)
Hit by pitch: .....	2 - Vahn Lackey vs Marshall (Feb 23)
Caught stealing:.....	1 - Carson Kerce at Georgia Southern (Feb 18)
.....	1 - Nathan Waugh vs Marshall (Feb 24)
.....	1 - Drew Burress vs W. Michigan (Mar 02)
Runners LOB: .....	5 - Alex Hernandez vs W. Michigan (Mar 02)
Fielding	
Putouts: .....	14 - Vahn Lackey vs Old Dominion (Feb 16)
Assists: .....	6 - Kyle Lodise vs Marshall (Feb 23)
Errors: .....	1 - (9 times )
Passed balls: .....	2 - Drew Rogers vs Western Michigan (Feb 28)
Pitching	
Innings pitched: .....	5.1 - Mason Patel at Georgia Southern (Feb 18)
Runs allowed: .....	5 - Riley Stanford at Virginia Tech (Mar 09)
Earned runs: .....	4 - Riley Stanford at Virginia Tech (Mar 09)
Walks allowed: .....	5 - Riley Stanford vs Western Michigan (Mar 02)
Strikeouts: .....	10 - Tate McKee vs Western Michigan (Feb 28)
Hits allowed: .....	7 - Tate McKee vs Western Michigan (Feb 28)
.....	7 - Riley Stanford vs Western Michigan (Mar 02)
Doubles allowed: .....	2 - (5 times )
Triples allowed: .....	1 - Tate McKee vs Marshall (Feb 21)
.....	1 - Caden Spivey vs Kennesaw State (Mar 04)
Homers allowed: .....	2 - Sam Swygert at Virginia Tech (Mar 08, 2025)
Wild pitches: .....	2 - Kayden Campbell vs Western Michigan (Mar 02)
Hit batters: .....	5 - Riley Stanford vs Marshall (Feb 23)



# STARTERS

## STARTING PITCHERS GAME-BY-GAME

### STARTING PITCHER RECORDS

PITCHER	2025 Starts	2025 Record	Career Record
Tate McKee	4	2-0	5-2
Brady Jones	4	1-0	1-0
Riley Stanford	4	0-0	0-0
Connor Chicoli	2	0-0	0-0
Caden Spivey	2	0-0	0-0

\* CAREER RECORD IS RECORD AS A STARTER (NOT OVERALL)

PITCHER	DATE	OPPONENT	DEC.	IP	H	R	ER	BB	SO	NP	SCORE W/LEFT	FINAL
Tate McKee	2/14	Old Dominion	ND	5.0	2	1	0	2	3	72	1-1	W, 3-2
Brady Jones	2/15	Old Dominion	ND	0.0	1	3	3	3	0	22	0-3	W, 7-3
Riley Stanford	2/16	Old Dominion	ND	4.0	5	1	1	1	5	68	0-1	W, 7-4
Connor Chicoli	2/18	at GASO	ND	2.0	5	3	3	0	0	30	1-3	W, 5-3
Tate McKee	2/21	Marshall	WIN	5.0	3	1	1	2	6	75	9-1	W, 12-1
Brady Jones	2/22	Marshall	ND	5.0	1	1	1	2	7	70	1-1	L, 2-4
Riley Stanford	2/23	Marshall	ND	4.0	2	3	1	2	3	76	5-3	W, 11-6
Caden Spivey	2/24	Marshall	ND	3.0	2	2	2	2	3	61	5-2	L, 8-12
Connor Chicoli	2/26	West Georgia	ND	4.0	6	3	3	0	3	57	5-3	W, 16-7
Tate McKee	2/28	Western Michigan	WIN	5.0	7	3	3	2	10	85	8-4	W, 16-4
Brady Jones	3/1	Western Michigan	WIN	5.0	3	1	0	3	9	89	5-1	W, 14-1
Riley Stanford	3/2	Western Michigan	ND	4.0	7	3	3	5	6	98	8-3	W, 13-3
Caden Spivey	3/4	Kennesaw State	ND	1.1	4	4	3	2	3	42	2-4	W, 11-4
Tate McKee	3/7	at Virginia Tech	ND	4.1	4	3	2	2	7	97	2-3	W, 4-3
Brady Jones	3/8	at Virginia Tech	ND	2.0	1	3	3	4	2	51	1-3	L, 5-8
Riley Stanford	3/9	at Virginia Tech	ND	3.0	4	5	4	4	3	52	6-5	W, 8-6

### STARTING PITCHER STATS

{All games Sorted by Earned run avg}

Pitcher	era	w-l	app	gs	inn	outs	era	ip	h	r	er	bb	so	2b	3b	hr	b/avg	wr	no	blt	str	str
Tate McKee	2.40	2-0	3	3	0	0/0	0	15.0	12	5	4	6	19	3	1	0	.226	1	1	0	0	0
Brady Jones	3.60	1-0	3	3	0	0/0	0	10.0	5	5	4	8	16	0	0	1	.147	1	2	0	0	1
Riley Stanford	3.75	0-0	3	3	0	0/0	0	12.0	14	7	5	8	14	2	0	1	.311	0	7	0	0	1
Connor Chicoli	9.00	0-0	2	2	0	0/0	0	6.0	11	6	6	0	3	4	0	1	.423	0	0	0	1	1
Caden Spivey	10.38	0-0	2	2	0	0/0	0	4.1	6	6	5	4	6	1	1	0	.316	1	1	0	1	0
Totals	4.56	3-0	13	13	0	0/0	0	47.1	48	29	24	26	58	10	2	3	.271	3	11	0	2	3
Opponents	10.28	1-6	13	13	0	0/0	0	44.2	68	55	51	25	39	25	0	11	.347	7	7	0	7	2

**BULLPEN GAME-BY-GAME**

OPPONENT	DATE	W-L-S	PITCHERS	INN.	IP	H	R-ER	BB-SO
Old Dominion	Feb. 14	1-0-0	Ballard, Paden (W)	6th	4.0	4	1-1	0-7
Old Dominion	Feb. 15	1-0-0	Gaudette, Spivey, Swygert, Barfield, McMullen, Royer (W)	1st	9.0	3	0-0	4-16
Old Dominion	Feb. 16	1-0-1	Bursema, Campbell (W), Evans, Hernandez (SV)	5th	5.0	4	3-3	4-9
at GASO	Feb. 18	1-0-1	Patel (W), Gaudette, Paden (SV)	3rd	7.0	2	0-0	1-12
Marshall	Feb. 21	0-0-0	Swygert, Campbell	6th	2.0	1	0-0	0-2
Marshall	Feb. 22	0-1-0	Ballard, Gaudette, McMullen	6th	4.0	4	3-3	2-4
Marshall	Feb. 23	1-0-0	Bursema, Patel (W), Royer, Lankie, Johnson	5th	5.0	6	3-3	2-4
Marshall	Feb. 24	0-1-0	Swygert, Gaudette, Hernandez, Campbell, Musci, Barfield	4th	6.0	14	10-10	3-7
West Georgia	Feb. 26	1-0-0	Barfield, Royer, Patel, Johnson, McKelvey	5th	5.0	8	4-4	1-5
Western Michigan	Feb. 28	0-0-1	Bursema, Gaudette, Ballard (SV)	6th	4.0	1	1-1	0-3
Western Michigan	March 1	0-0-0	Swygert, Paden	6th	2.0	2	0-0	1-2
Western Michigan	March 2	1-0-0	McMullen (W), Campbell	5th	3.0	2	0-0	1-4
Kennesaw State	March 4	1-0-0	Patel (W), Gaudette, Swygert, Hernandez, Royer	2nd	7.2	6	0-0	1-9
at Virginia Tech	March 7	1-0-0	Patel (W)	5th	4.2	0	0-0	1-2
at Virginia Tech	March 8	0-1-0	Ballard (L), Swygert, Cambell, Gaudette	3rd	7.0	8	5-5	0-5
at Virginia Tech	March 9	1-0-1	Paden, Spivey (W), Barfield, McMullen (SV)	4th	6.0	3	1-1	3-6

**{All games Sorted by Earned run avg}**

Player	era	w-l	app	gs	inn	sho	sv	ip	h	r	er	bb	so	2b	3b	hr	b/avg	wo	ho	bk	sf	sh
Mason Patel	0.00	4-0	4	0	0/0	0	0	12.1	5	0	0	2	15	1	0	0	.119	1	1	0	0	0
Cooper McMullen	0.00	1-0	3	0	0/0	0	0	5.1	3	0	0	2	4	1	0	0	.176	0	0	0	0	1
Jayden Paden	0.00	1-0	3	0	0/0	1	0	4.0	1	0	0	2	7	0	0	0	.063	0	0	0	0	0
Caden Spivey	0.00	0-0	1	0	0/0	0	0	3.0	1	0	0	1	5	0	0	0	.100	0	0	0	0	0
Ryan Johnson	0.00	0-0	2	0	0/0	0	0	2.0	1	0	0	0	3	1	0	0	.143	0	0	0	0	0
Adam McKelvey	0.00	0-0	1	0	0/0	0	0	0.2	1	0	0	0	1	0	0	0	.500	0	0	0	0	0
Joshua Evans	0.00	0-0	1	0	0/0	0	0	0.1	0	0	0	1	0	0	0	0	.000	0	1	0	0	0
Sam Swygert	1.17	0-0	5	0	0/0	0	0	7.2	8	1	1	2	8	2	0	0	.258	1	1	0	1	0
Karlen Cambell	3.38	1-0	4	0	0/0	0	0	2.2	3	1	1	1	5	0	0	1	.273	2	1	0	0	0
Caden Gaudette	3.52	0-0	6	0	0/0	0	0	7.2	8	3	3	1	13	1	0	1	.267	0	0	0	2	0
Brett Barfield	5.40	0-0	3	0	0/0	0	0	1.2	2	1	1	1	1	0	0	1	.583	0	1	0	0	0
Carson Ballard	6.00	0-1	3	0	0/0	1	0	6.0	8	4	4	0	8	2	0	0	.308	0	1	0	0	0
Cole Royer	7.36	1-0	4	0	0/0	0	0	3.2	6	3	3	1	4	0	0	0	.575	1	1	0	0	0
Alex Hernandez	9.00	0-1	3	0	0/0	1	0	3.0	2	3	3	2	3	0	0	1	.182	0	0	0	0	0
Porter Bursema	13.50	0-0	3	0	0/0	0	0	2.2	3	4	4	3	6	0	0	0	.800	0	4	0	1	0
Thorpe Musci	27.00	0-0	1	0	0/0	0	0	0.2	1	2	2	1	1	0	0	1	.333	1	0	0	0	0
Jake Lonke	81.00	0-0	1	0	0/0	0	0	0.1	4	3	3	0	0	2	0	0	.800	0	0	0	0	0
Totals	3.53	8-2	13	0	0/0	3	0	63.2	57	25	25	20	84	10	0	5	.238	6	11	0	4	1
Opponents	10.07	1-5	13	0	0/0	1	0	56.1	82	70	63	42	51	19	2	10	.347	7	16	1	7	3

**2025 OVERALL STATS**

**@GTBASEBALL**  
**Overall Statistics for Georgia Tech (as of Mar 09, 2025)**  
**(All games Sorted by Batting avg)**

Record: 13-3 Home: 10-2 Away: 3-1 ACC: 2-1

Player	avg	gp-gs	ab	r	h	2b	3b	hr	rbi	tb	slg%	bb	hp	so	gdp	ob%	sf	sh	sb-att	po	a	e	fld%	
Vahn Lackey	.433	16-16	60	16	26	4	0	1	9	33	.550	5	4	12	1	.493	2	1	6-7	101	21	2	.984	
Kent Schmidt	.393	16-16	61	19	24	7	0	2	18	37	.607	11	3	9	0	.494	2	0	2-2	103	1	0	1.000	
Kyle Lodise	.393	16-16	61	22	24	9	0	5	17	48	.787	14	4	12	0	.525	1	0	6-6	13	39	2	.963	
Carson Kerce	.391	16-15	46	12	18	8	0	0	10	26	.565	5	2	10	1	.455	2	2	3-5	15	26	0	1.000	
Alex Hernandez	.313	16-16	64	14	20	4	1	5	20	41	.641	7	1	9	1	.378	2	0	0-0	23	10	1	.971	
Drew Burress	.311	16-16	61	17	19	6	0	5	18	40	.656	16	1	14	0	.450	2	0	5-6	34	1	0	1.000	
Caleb Daniel	.306	11-10	36	8	11	4	1	0	6	17	.472	3	3	1	0	.405	0	0	1-1	6	11	0	1.000	
Tyler Neises	.297	14-9	37	8	11	3	1	1	8	19	.514	7	2	5	0	.426	1	0	2-2	13	1	2	.875	
Parker Brosius	.286	16-14	49	8	14	3	1	0	13	19	.388	7	3	17	0	.387	3	2	10-10	27	1	3	.903	
Drew Rogers	.231	8-8	26	4	6	0	0	3	11	15	.577	2	0	15	0	.286	0	1	0-0	66	9	1	.987	
-----																								
Nathan Waugh	.217	9-7	23	8	5	1	0	1	5	9	.391	6	0	8	1	.379	0	0	0-1	0	0	0	.000	
Will Baker	.125	6-1	8	2	1	1	0	0	0	2	.250	0	0	3	0	.125	0	1	0-0	1	3	0	1.000	
Connor Shouse	.000	4-0	2	3	0	0	0	0	0	0	.000	0	2	0	0	.500	0	0	1-1	0	0	0	.000	
Nahanael Coupet	.000	2-0	2	0	0	0	0	0	0	0	.000	0	0	2	0	.000	0	0	0-0	1	0	0	1.000	
John Giesler	.000	2-0	1	0	0	0	0	0	0	0	.000	1	0	1	0	.500	0	0	0-0	0	0	0	.000	
Joshua Evans	.000	6-0	0	1	0	0	0	0	0	0	.000	0	0	0	0	.000	0	0	0-0	4	0	0	1.000	
Totals	.333	16	537	142	179	50	4	23	135	306	.570	84	25	118	4	.436	15	7	36-41	411	139	12	.979	
Opponents	.245	16	511	71	125	26	2	13	68	194	.380	60	28	167	5	.352	6	6	14-22	384	112	17	.967	

LOB - Team (142), Opp (129). DPs turned - Team (6), Opp (6). IBB - Team (2), Burress, D 2, Opp (1). Picked off - Kerce, C 1.

**(All games Sorted by Earned run avg)**

Player	era	w-l	app	gs	cg	sho	sv	ip	h	r	er	bb	so	2b	3b	hr	b/avg	wp	hp	bk	sfa	sha		
Mason Patel	0.00	5-0	5	0	0	0/0	0	17.0	5	0	0	3	17	1	0	0	.088	1	2	0	0	0	0	
Tate McKee	2.79	2-0	4	4	0	0/0	0	19.1	16	8	6	8	26	5	1	1	.229	1	1	0	0	0	0	
Brady Jones	5.25	1-0	4	4	0	0/0	0	12.0	6	8	7	12	18	0	0	1	.150	2	3	0	0	0	1	
Riley Stanford	5.40	0-0	4	4	0	0/0	0	15.0	18	12	9	12	17	3	0	2	.316	0	8	0	0	0	1	
-----																								
Cooper McMullen	0.00	1-0	4	0	0	0/0	1	5.2	3	0	0	2	4	1	0	0	.167	0	0	0	0	0	1	
Ryan Johnson	0.00	0-0	2	0	0	0/0	0	2.0	1	0	0	0	3	1	0	0	.143	0	0	0	0	0	0	
Adam McKelvey	0.00	0-0	1	0	0	0/0	0	0.2	1	0	0	0	1	0	0	0	.500	0	0	0	0	0	0	
Joshua Evans	0.00	0-0	1	0	0	0/0	0	0.1	0	0	0	1	0	0	0	0	.000	0	1	0	0	0	0	
Jaylen Paden	1.17	1-0	4	0	0	0/0	1	7.2	3	1	1	3	11	0	0	0	.120	0	2	0	0	0	0	
Kayden Campbell	2.25	1-0	5	0	0	0/0	0	4.0	4	1	1	1	6	1	0	1	.250	2	1	0	0	0	0	
Caden Gaudette	2.89	0-0	7	0	0	0/0	0	9.1	10	3	3	1	14	2	0	1	.286	0	0	0	2	1	1	
Sam Swygert	3.72	0-0	6	0	0	0/0	0	9.2	10	4	4	2	11	2	0	2	.256	1	2	0	1	0	0	
Brett Barfield	3.86	0-0	4	0	0	0/0	0	2.1	3	1	1	1	2	0	0	1	.333	0	1	0	0	0	0	
Caden Spivey	5.19	1-0	4	2	0	0/0	0	8.2	7	6	5	7	12	1	1	0	.219	1	1	0	1	1	1	
Cole Royer	7.36	1-0	4	0	0	0/0	0	3.2	6	3	3	1	4	0	0	0	.375	1	1	0	0	0	0	
Carson Ballard	7.71	0-2	4	0	0	0/0	1	7.0	11	6	6	0	8	3	0	1	.344	0	1	0	0	0	0	
Connor Chicoli	9.00	0-0	2	2	0	0/0	0	6.0	11	6	6	0	3	4	0	1	.423	0	0	0	1	1	1	
Alex Hernandez	9.00	0-1	3	0	0	0/0	1	3.0	2	3	3	2	3	0	0	1	.182	0	0	0	0	0	0	
Porter Buursema	13.50	0-0	3	0	0	0/0	0	2.2	3	4	4	3	6	0	0	0	.300	0	4	0	1	0	0	
Thorpe Musci	27.00	0-0	1	0	0	0/0	0	0.2	1	2	2	1	1	0	0	1	.333	1	0	0	0	0	0	
Jake Lankie	81.00	0-0	1	0	0	0/0	0	0.1	4	3	3	0	0	2	0	0	.800	0	0	0	0	0	0	
Totals	4.20	13-3	16	16	0	0/0	4	137.0	125	71	64	60	167	26	2	13	.245	10	28	0	6	6	6	
Opponents	9.14	3-13	16	16	0	0/0	2	128.0	179	142	130	84	118	50	4	23	.333	16	25	1	15	7	7	

PB - Team (3), Rogers, D 3, Opp (1). Pickoffs - Team (2), Lackey, V 1, Stanford, R 1, Opp (1). SBA/ATT - Lackey, V (10-13), Rogers, D (4-9), McKee, T (4-7), Stanford, R (4-7), Gaudette, C (2-2), Jones, B (0-1), Spivey, C (1-1), Royer, C (0-1), Chicoli, C (1-1), Hernandez, A (1-1), Patel, M (1-1).

**2025 ACC STATS**

**@GTBASEBALL**  
**Conference statistics for Georgia Tech (as of Mar 11, 2025)**  
**(ACC games only Sorted by Batting avg)**

Record: 2-1 Home: 0-0 Away: 2-1 ACC: 2-1

Player	avg	gp-gs	ab	r	h	2b	3b	hr	rbi	tb	slg%	bb	hp	so	gdp	ob%	sf	sh	sb-att	po	a	e	fld%		
Vahn Lackey	.500	3-3	12	3	6	0	0	0	0	6	.500	2	0	3	0	.571	0	0	2-3	20	5	1	.962		
Kyle Lodise	.400	3-3	15	3	6	3	0	1	4	12	.800	1	0	2	0	.438	0	0	2-2	1	6	0	1.000		
Caleb Daniel	.333	3-3	12	2	4	1	1	0	5	7	.583	0	1	1	0	.385	0	0	0-0	0	0	0	.000		
Parker Brosius	.273	3-3	11	3	3	0	0	0	0	3	.273	1	0	3	0	.333	0	1	2-2	5	1	0	1.000		
Alex Hernandez	.250	3-3	12	1	3	0	1	0	2	5	.417	2	0	3	0	.357	0	0	0-0	3	5	1	.889		
Carson Kerce	.250	3-3	8	1	2	0	0	0	2	2	.250	3	0	4	0	.417	1	1	1-2	3	6	0	1.000		
Kent Schmidt	.214	3-3	14	0	3	1	0	0	1	4	.286	1	0	5	0	.267	0	0	0-0	25	1	0	1.000		
Tyler Neises	.143	3-2	7	1	1	1	0	0	0	2	.286	2	1	2	0	.400	0	0	1-1	5	0	1	.833		
Drew Burress	.091	3-3	11	2	1	0	0	1	2	4	.364	4	0	3	0	.333	0	0	0-0	7	0	0	1.000		
-----																									
Drew Rogers	.000	1-1	2	0	0	0	0	0	0	0	.000	0	0	1	0	.000	0	0	0-0	6	1	0	1.000		
John Giesler	.000	2-0	1	0	0	0	0	0	0	0	.000	1	0	1	0	.500	0	0	0-0	0	0	0	.000		
Joshua Evans	.000	2-0	0	1	0	0	0	0	0	0	.000	0	0	0	0	.000	0	0	0-0	2	0	0	1.000		
Totals	.276	3	105	17	29	6	2	2	16	45	.429	17	2	28	0	.384	1	2	8-10	78	31	3	.973		
Opponents	.213	3	94	17	20	6	0	5	16	41	.436	14	6	25	0	.351	0	2	4-7	81	25	2	.981		

LOB - Team (29), Opp (21). DPs turned - Team (1). IBB - Team (1), Burress, D 1, Opp (1). Picked off - Kerce, C 1.

**(ACC games only Sorted by Earned run avg)**

Player	era	w-l	app	gs	cg	sho	sv	ip	h	r	er	bb	so	2b	3b	hr	b/avg	wp	hp	bk	sfa	sha
Mason Patel	0.00	1-0	1	0	0	0/0	0	4.2	0	0	0	1	2	0	0	0	.000	0	1	0	0	0
Jaylen Paden	2.45	0-0	1	0	0	0/0	0	3.2	2	1	1	1	4	0	0	0	.154	0	2	0	0	0
Tate McKee	4.15	0-0	1	1	0	0/0	0	4.1	4	3	2	2	7	2	0	1	.235	0	0	0	0	0
Riley Stanford	12.00	0-0	1	1	0	0/0	0	3.0	4	5	4	4	3	1	0	1	.333	0	1	0	0	0
-----																						
Caden Gaudette	0.00	0-0	1	0	0	0/0	0	1.2	2	0	0	0	1	1	0	0	.400	0	0	0	0	1
Kayden Campbell	0.00	0-0	1	0	0	0/0	0	1.1	1	0	0	0	1	1	0	0	.200	0	0	0	0	0
Caden Spivey	0.00	1-0	1	0	0	0/0	0	1.1	0	0	0	2	1	0	0	0	.000	0	0	0	0	1
Brett Barfield	0.00	0-0	1	0	0	0/0	0	0.2	1	0	0	0	1	0	0	0	.333	0	0	0	0	0
Cooper McMullen	0.00	0-0	1	0	0	0/0	1	0.1	0	0	0	0	0	0	0	0	.000	0	0	0	0	0
Sam Swygert	13.50	0-0	1	0	0	0/0	0	2.0	2	3	3	0	3	0	0	2	.250	0	1	0	0	0
Brady Jones	13.50	0-0	1	1	0	0/0	0	2.0	1	3	3	4	2	0	0	0	.167	1	1	0	0	0
Carson Ballard	18.00	0-1	1	0	0	0/0	0	1.0	3	2	2	0	0	1	0	1	.500	0	0	0	0	0
Totals	5.19	2-1	3	3	0	0/0	1	26.0	20	17	15	14	25	6	0	5	.213	1	6	0	0	2
Opponents	5.33	1-2	3	3	0	0/0	1	27.0	29	17	16	17	28	6	2	2	.276	2	2	0	1	2

Pickoffs - Team (0), Opp (1). SBA/ATT - Lackey, V (4-6), Stanford, R (1-2), McKee, T (1-2), Spivey, C (1-1), Rogers, D (0-1), Patel, M (1-1), Jones, B (0-1).



**2025 SEASON SUMMARY**

**@GTBASEBALL**  
**Games Summary for Georgia Tech (as of Mar 11, 2025)**  
**(All games)**

<b>Score by innings</b>	<b>1</b>	<b>2</b>	<b>3</b>	<b>4</b>	<b>5</b>	<b>6</b>	<b>7</b>	<b>8</b>	<b>9</b>	<b>Total</b>
Georgia Tech	13	24	20	9	12	31	15	6	12	142
Opponents	9	11	11	5	5	10	10	5	5	71

**Record when ...**

Overall	13-3	After 6 leading	10-2
Conference	2-1	..... trailing	2-1
Non-Conference	11-2	..... tied	1-0
Home games	10-2	After 7 leading	7-1
Away games	3-1	..... trailing	2-2
Neutral site	0-0	..... tied	1-0
Day games	12-3	After 8 leading	7-0
Night games	1-0	..... trailing	2-3
vs Left starter	6-1	..... tied	1-0
vs Right starter	7-2		
1-Run games	2-0	Hit 0 home runs	2-2
2-Run games	2-1	... 1 home run	5-0
5+Run games	7-0	... 2+ home runs	6-1
Extra innings	0-0		
Shutouts	0-0	Opponent 0 home runs	8-0
		..... 1 home run	5-1
Scoring 0-2 runs	0-1	..... 2+ HRs	0-2
..... 3-5 runs	3-1		
..... 6-9 runs	3-1	Made 0 errors	4-3
..... 10+ runs	7-0	.... 1 error	6-0
		.... 2+ errors	3-0
Opponent 0-2 runs	3-0		
..... 3-5 runs	7-1	Opp. made 0 errors	4-1
..... 6-9 runs	3-1	..... 1 error	6-1
..... 10+ runs	0-1	..... 2+ errors	3-1
Scored in 1st inning	5-2	Out-hit opponent	12-1
Opp. scored in 1st	6-0	Out-hit by opponent	1-1
Scores first	5-2	Hits are tied	0-1
Opp. scores first	8-1		

**Record when team scores:**

Runs	0	1	2	3	4	5	6	7	8	9	10+
W-L	0-0	0-0	0-1	1-0	1-0	1-1	0-0	2-0	1-1	0-0	7-0

**Record when opponent scores:**

Runs	0	1	2	3	4	5	6	7	8	9	10+
W-L	0-0	2-0	1-0	4-0	3-1	0-0	2-0	1-0	0-1	0-0	0-1

**Record when leading after:**

Inn.	1	2	3	4	5	6	7	8
W-L	4-2	6-1	7-1	9-1	10-1	10-2	7-1	7-0

**Record when trailing after:**

Inn.	1	2	3	4	5	6	7	8
W-L	5-0	5-1	4-1	2-1	3-1	2-1	2-2	2-3

**Record when tied after:**

Inn.	1	2	3	4	5	6	7	8
W-L	4-1	2-1	2-1	2-1	0-1	1-0	1-0	1-0

Current winning streak: 1  
 Longest winning streak: 6  
 Longest losing streak: 1

Home attendance : 14522 ( 12 dates avg = 1210 )  
 Away attendance : 4702 ( 4 dates avg = 1175 )  
 Total attendance: 19224 ( 16 dates avg = 1201 )

**2025 SITUATIONAL STATS**

**@GTBASEBALL**  
**Batting Analysis for Georgia Tech (as of Mar 11, 2025)**  
**(All games Sorted by Player Name)**

Player	vs left			vs right			w/runners			w/bases empty			w/bases loaded			as leadoff			fly	gnd	fly/
	h	ab	avg	h	ab	avg	h	ab	avg	h	ab	avg	h	ab	avg	rch	op	pct	out	out	gnd
Will Baker	0	3	.000	1	5	.200	0	5	.000	1	3	.333	0	0	.000	0	2	.000	2	2	1.0
Parker Brosius	2	15	.133	12	34	.353	10	34	.294	4	15	.267	0	1	.000	1	4	.250	18	4	4.5
Drew Burress	6	20	.300	13	41	.317	10	36	.278	9	25	.360	1	3	.333	3	9	.333	21	8	2.6
Nahanael Coupet	0	0	.000	0	2	.000	0	2	.000	0	0	.000	0	1	.000	0	0	.000	0	0	0.0
Caleb Daniel	2	8	.250	9	28	.321	6	18	.333	5	18	.278	0	0	.000	4	9	.444	14	10	1.4
John Giesler	0	1	.000	0	0	.000	0	1	.000	0	0	.000	0	0	.000	1	1	1.000	0	0	0.0
Alex Hernandez	7	21	.333	13	43	.302	11	38	.289	9	26	.346	1	3	.333	8	14	.571	18	18	1.0
Carson Kerce	8	16	.500	10	30	.333	8	21	.381	10	25	.400	0	3	.000	8	17	.471	14	8	1.8
Vahn Lackey	9	22	.409	17	38	.447	15	34	.441	11	26	.423	0	1	.000	7	14	.500	12	12	1.0
Kyle Lodise	6	17	.353	18	44	.409	10	28	.357	14	33	.424	0	1	.000	18	26	.692	13	12	1.1
Tyler Neises	2	10	.200	9	27	.333	8	23	.348	3	14	.214	1	2	.500	5	10	.500	12	8	1.5
Drew Rogers	2	9	.222	4	17	.235	5	18	.278	1	8	.125	1	2	.500	2	5	.400	1	5	0.2
Kent Schmidt	10	23	.435	14	38	.368	17	42	.405	7	19	.368	0	1	.000	7	12	.583	17	13	1.3
Connor Shouse	0	0	.000	0	2	.000	0	2	.000	0	0	.000	0	1	.000	1	1	1.000	0	2	0.0
Nathan Waugh	1	10	.100	4	13	.308	4	17	.235	1	6	.167	0	0	.000	4	7	.571	4	4	1.0
Totals	55	17	.314	124	36	.343	104	31	.326	75	21	.344	4	19	.211	69	13	.527	146	106	1.4
Opponents	8	28	.286	117	48	.242	57	25	.225	68	25	.264	4	16	.250	50	13	.365	110	116	0.9

Player	pinch hitting			w/runners in scoring pos			w/runner on 3r and LT 2 out			with 2 outs			success adv runners			2- rnrns			rch	rch	kl
	h	ab	avg	h	ab	avg	rbi	op	pct	h	ab	avg	adv	op	pct	rbi	w/o	lob	err	fc	kl
Will Baker	1	4	.250	0	2	.000	0	0	.000	1	2	.500	2	6	.333	0	1	1	1	0	0
Parker Brosius	1	1	1.000	6	20	.300	5	7	.714	7	20	.350	23	45	.511	6	7	16	1	1	4
Drew Burress	0	0	.000	8	22	.364	3	4	.750	7	19	.368	19	41	.463	3	7	13	1	3	2
Nahanael Coupet	0	1	.000	0	2	.000	0	0	.000	0	2	.000	0	2	.000	0	0	4	0	0	0
Caleb Daniel	1	1	1.000	4	14	.286	1	1	1.000	4	15	.267	13	21	.619	2	3	9	0	1	0
John Giesler	0	1	.000	0	1	.000	0	0	.000	0	0	.000	0	1	.000	0	0	0	0	0	0
Alex Hernandez	0	0	.000	6	25	.240	6	8	.750	4	23	.174	21	43	.488	6	5	22	1	3	2
Carson Kerce	0	0	.000	6	13	.462	6	7	.857	7	16	.438	15	27	.556	3	6	13	0	2	3
Vahn Lackey	0	0	.000	6	17	.353	5	7	.714	5	16	.313	22	39	.564	1	6	14	1	2	6
Kyle Lodise	0	0	.000	4	16	.250	4	5	.800	6	16	.375	16	32	.500	5	2	11	1	3	7
Tyler Neises	1	2	.500	6	13	.462	2	3	.667	2	10	.200	16	27	.593	2	4	5	2	0	3
Drew Rogers	0	0	.000	5	14	.357	2	5	.400	1	11	.091	6	19	.316	3	1	10	0	0	3
Kent Schmidt	0	0	.000	14	26	.538	4	6	.667	6	17	.353	27	47	.574	3	9	14	0	1	3
Connor Shouse	0	2	.000	0	2	.000	0	0	.000	0	1	.000	1	2	.500	0	0	3	0	1	0
Nathan Waugh	1	2	.500	3	12	.250	2	6	.333	1	5	.200	7	17	.412	2	1	6	0	2	2
Totals	5	14	.357	68	19	.342	40	59	.678	51	17	.295	188	36	.509	36	52	142	8	19	35
Opponents	5	15	.333	38	15	.253	21	31	.677	37	16	.223	119	29	.405	22	28	129	6	17	44

Success Advancing Runners = percentage of times the batter advanced at least one runner during a plate appearance  
 #Rnrns Adv w/Out = TOTAL number of runners advanced when the player made an out

**TEAM GAME-BY-GAME - Hitting**

Date	Opponent	ab	r	h	rbi	2b	3b	hr	tb	bb	ibb	sb	cs	hbp	sac	sf	gdp	k	po	a	e	lob	avg
Feb 14	OLD DOMINION	24	3	3	3	1	0	1	7	5	0	0	0	1	3	0	1	7	27	9	1	6	.125
Feb 15	OLD DOMINION	31	7	6	7	1	0	1	10	7	0	1	0	0	0	0	1	13	27	7	1	7	.164
Feb 16	OLD DOMINION	34	7	11	6	4	0	1	18	3	0	2	0	2	0	2	0	10	27	5	1	10	.225
Feb 18	at Georgia Southern	34	5	9	5	3	0	2	18	4	0	2	1	1	0	0	1	8	27	8	0	7	.236
Feb 21	MARSHALL	31	12	13	11	4	0	3	26	7	0	2	0	0	0	2	0	4	21	5	0	10	.273
Feb 22	MARSHALL	34	2	7	2	3	0	0	10	5	0	0	0	4	0	0	0	2	27	8	0	14	.261
Feb 23	MARSHALL	36	11	15	11	7	0	2	28	1	0	5	0	4	2	2	0	6	27	15	2	10	.286
Feb 24	MARSHALL	33	8	9	7	2	0	0	11	8	0	3	1	2	0	1	1	8	27	9	0	9	.284
Feb 26	WEST GEORGIA	39	16	17	15	4	1	3	32	9	0	6	0	1	0	2	0	6	27	11	0	11	.304
Feb 28	WESTERN MICHIG	38	16	15	16	3	1	4	32	4	0	1	0	2	0	0	0	5	27	9	1	4	.314
Mar 01	WESTERN MICHIG	34	14	18	14	4	0	1	25	3	0	3	0	1	0	2	0	6	21	8	1	8	.334
Mar 02	WESTERN MICHIG	30	13	14	12	7	0	1	24	5	0	3	1	4	0	1	0	4	21	8	0	9	.344
Mar 04	KENNESAW STAT	34	11	13	10	1	0	2	20	6	1	0	0	1	0	2	0	11	27	6	2	8	.347
*Mar 07	at Virginia Tech	35	4	9	4	0	0	0	9	7	0	6	1	0	0	0	0	9	27	7	2	11	.340
*Mar 08	at Virginia Tech	35	5	9	5	3	1	2	20	3	0	0	0	0	1	0	0	9	24	14	0	7	.335
*Mar 09	at Virginia Tech	35	8	11	7	3	1	0	16	7	1	2	1	2	1	1	0	10	27	10	1	11	.333
Totals		537	142	179	135	50	4	23	306	84	2	36	5	25	7	15	4	118	411	139	12	142	.333

**TEAM GAME-BY-GAME - Pitching**

Date	Opponent	ip	h	r	er	bb	so	2b	3b	hr	wp	bk	hbp	dp	ibb	score	w-l	sv	era
Feb 14	OLD DOMINION	9.0	6	2	1	2	10	1	0	0	0	0	1	2	0	3-2	1-0	0	1.00
Feb 15	OLD DOMINION	9.0	4	3	3	7	16	0	0	0	0	0	2	0	0	7-3	2-0	0	2.00
Feb 16	OLD DOMINION	9.0	9	4	4	5	14	0	0	1	0	0	2	0	0	7-4	3-0	1	2.67
Feb 18	at Georgia Southern	9.0	7	3	3	1	12	2	0	1	0	0	0	0	0	5-3	4-0	2	2.75
Feb 21	MARSHALL	7.0	4	1	1	2	8	1	1	0	0	0	0	0	0	12-1	5-0	2	2.51
Feb 22	MARSHALL	9.0	5	4	4	4	11	0	0	1	0	0	1	0	0	2-4	5-1	2	2.77
Feb 23	MARSHALL	9.0	8	6	4	4	7	3	0	0	0	0	8	0	0	11-6	6-1	2	2.95
Feb 24	MARSHALL	9.0	16	12	12	5	10	3	0	4	1	0	2	0	0	8-12	6-2	2	4.11
Feb 26	WEST GEORGIA	9.0	14	7	7	1	8	3	0	1	2	0	0	1	0	16-7	7-2	2	4.44
Feb 28	WESTERN MICHIG	9.0	8	4	4	2	13	3	0	0	1	0	3	0	0	16-4	8-2	3	4.40
Mar 01	WESTERN MICHIG	7.0	5	1	0	4	11	0	0	0	1	0	1	1	0	14-1	9-2	3	4.07
Mar 02	WESTERN MICHIG	7.0	9	3	3	6	10	2	0	0	2	0	2	1	0	13-3	10-2	3	4.06
Mar 04	KENNESAW STAT	9.0	10	4	3	3	12	2	1	0	2	0	0	0	0	11-4	11-2	3	3.97
*Mar 07	at Virginia Tech	9.0	4	3	2	3	9	2	0	1	0	0	1	0	0	4-3	12-2	3	3.83
*Mar 08	at Virginia Tech	8.0	9	8	8	4	7	3	0	3	1	0	2	1	0	5-8	12-3	3	4.15
*Mar 09	at Virginia Tech	9.0	7	6	5	7	9	1	0	1	0	0	3	0	1	8-6	13-3	4	4.20
Totals		137.0	125	71	64	60	167	26	2	13	10	0	28	6	1	142-71	13-3	4	4.20

**GT BASEBALL CAREER STATS - AT GEORGIA TECH**
**Will Baker**

Year	avg	qp-gs	ab	r	h	2b	3b	hr	rbi	tb	slg%	bb	hbp	so	gdp	ob%	sf	sh	sb-att	po	a	e	fld%
2025	.125	6-1	8	2	1	1	0	0	0	2	.250	0	0	3	0	.125	0	1	0-0	1	3	0	1.000
TOTAL	.125	6-1	8	2	1	1	0	0	0	2	.250	0	0	3	0	.125	0	1	0-0	1	3	0	1.000

**Carson Ballard**

Year	avg	qp-gs	ab	r	h	2b	3b	hr	rbi	tb	slg%	bb	hbp	so	gdp	ob%	sf	sh	sb-att	po	a	e	fld%
2024	.000	0-0	0	0	0	0	0	0	0	0	.000	0	0	0	0	.000	0	0	0-0	3	2	3	.625
2025	.000	0-0	0	0	0	0	0	0	0	0	.000	0	0	0	0	.000	0	0	0-0	1	0	0	1.000
TOTAL	.000	0-0	0	0	0	0	0	0	0	0	.000	0	0	0	0	.000	0	0	0-0	4	2	3	.667

Year	era	w-l	app	gs	cg	sho	sv	ip	h	r	er	bb	so	2b	3b	hr	bf	bavg	wp	hbp	bk	sfa	sha
2024	4.41	2-2	13	6	0	0/1	1	34.2	38	22	17	9	26	7	0	6	148	.286	1	2	1	1	3
2025	7.71	0-2	4	0	0	0/0	1	7.0	11	6	6	0	8	3	0	1	33	.344	0	1	0	0	0
TOTAL	4.97	2-4	17	6	0	0/1	2	41.2	49	28	23	9	34	10	0	7	181	.297	1	3	1	1	3

**Brett Barfield**

Year	avg	qp-gs	ab	r	h	2b	3b	hr	rbi	tb	slg%	bb	hbp	so	gdp	ob%	sf	sh	sb-att	po	a	e	fld%
2024	.000	0-0	0	0	0	0	0	0	0	0	.000	0	0	0	0	.000	0	0	0-0	0	1	1	.500
2025	.000	0-0	0	0	0	0	0	0	0	0	.000	0	0	0	0	.000	0	0	0-0	1	0	0	1.000
TOTAL	.000	0-0	0	0	0	0	0	0	0	0	.000	0	0	0	0	.000	0	0	0-0	1	1	1	.667

Year	era	w-l	app	gs	cg	sho	sv	ip	h	r	er	bb	so	2b	3b	hr	bf	bavg	wp	hbp	bk	sfa	sha
2024	6.75	0-0	16	0	0	0/0	0	16.0	22	15	12	10	18	6	0	1	83	.314	0	3	0	0	0
2025	3.86	0-0	4	0	0	0/0	0	2.1	3	1	1	1	2	0	0	1	11	.333	0	1	0	0	0
TOTAL	6.38	0-0	20	0	0	0/0	0	18.1	25	16	13	11	20	6	0	2	94	.316	0	4	0	0	0

**Parker Brosius**

Year	avg	qp-gs	ab	r	h	2b	3b	hr	rbi	tb	slg%	bb	hbp	so	gdp	ob%	sf	sh	sb-att	po	a	e	fld%
2023	.182	30-0	11	7	2	0	0	0	1	2	.182	2	0	2	0	.308	0	0	1-1	11	1	0	1.000
2024	.298	46-33	114	31	34	7	1	2	28	49	.430	25	6	20	0	.442	2	3	9-9	66	0	1	.985
2025	.286	16-14	49	8	14	3	1	0	13	19	.388	7	3	17	0	.387	3	2	10-10	27	1	3	.903
TOTAL	.287	92-47	174	46	50	10	2	2	42	70	.402	34	9	39	0	.419	5	5	20-20	104	2	4	.964

**Drew Burress**

Year	avg	qp-gs	ab	r	h	2b	3b	hr	rbi	tb	slg%	bb	hbp	so	gdp	ob%	sf	sh	sb-att	po	a	e	fld%
2024	.381	58-58	218	73	83	15	3	25	67	179	.821	58	5	37	6	.512	4	0	8-10	146	10	2	.987
2025	.311	16-16	61	17	19	6	0	5	18	40	.656	16	1	14	0	.450	2	0	5-6	34	1	0	1.000
TOTAL	.366	74-74	279	90	102	21	3	30	85	219	.785	74	6	51	6	.499	6	0	13-16	180	11	2	.990

**Porter Buursema**

Year	avg	qp-gs	ab	r	h	2b	3b	hr	rbi	tb	slg%	bb	hbp	so	gdp	ob%	sf	sh	sb-att	po	a	e	fld%
2025	13.50	0-0	3	0	0	0/0	0	2.2	3	4	4	3	6	0	0	0	18	.300	0	4	0	1	0
TOTAL	13.50	0-0	3	0	0	0/0	0	2.2	3	4	4	3	6	0	0	0	18	.300	0	4	0	1	0



**GT BASEBALL CAREER STATS - AT GEORGIA TECH**
**Kayden Campbell**

Year	era	w-l	app	gs	cg	sho	sv	ip	h	r	er	bb	so	2b	3b	hr	bf	bavq	wp	hbp	bk	sfa	sha
2025	2.25	1-0	5	0	0	0/0	0	4.0	4	1	1	1	6	1	0	1	18	.250	2	1	0	0	0
TOTAL	2.25	1-0	5	0	0	0/0	0	4.0	4	1	1	1	6	1	0	1	18	.250	2	1	0	0	0

**Connor Chicoli**

Year	era	w-l	app	gs	cg	sho	sv	ip	h	r	er	bb	so	2b	3b	hr	bf	bavq	wp	hbp	bk	sfa	sha
2025	9.00	0-0	2	2	0	0/0	0	6.0	11	6	6	0	3	4	0	1	28	.423	0	0	0	1	1
TOTAL	9.00	0-0	2	2	0	0/0	0	6.0	11	6	6	0	3	4	0	1	28	.423	0	0	0	1	1

**Nahanael Coupet**

Year	avg	qp-gs	ab	r	h	2b	3b	hr	rbi	tb	slg%	bb	hbp	so	gdp	ob%	sf	sh	sb-att	po	a	e	fld%
2025	.000	2-0	2	0	0	0	0	0	0	0	.000	0	0	2	0	.000	0	0	0-0	1	0	0	1.000
TOTAL	.000	2-0	2	0	0	0	0	0	0	0	.000	0	0	2	0	.000	0	0	0-0	1	0	0	1.000

**Caleb Daniel**

Year	avg	qp-gs	ab	r	h	2b	3b	hr	rbi	tb	slg%	bb	hbp	so	gdp	ob%	sf	sh	sb-att	po	a	e	fld%
2025	.306	11-10	36	8	11	4	1	0	6	17	.472	3	3	1	0	.405	0	0	1-1	6	11	0	1.000
TOTAL	.306	11-10	36	8	11	4	1	0	6	17	.472	3	3	1	0	.405	0	0	1-1	6	11	0	1.000

**Brett Denby**

Year	avg	qp-gs	ab	r	h	2b	3b	hr	rbi	tb	slg%	bb	hbp	so	gdp	ob%	sf	sh	sb-att	po	a	e	fld%
2024	.000	4-0	0	0	0	0	0	0	0	0	.000	0	0	0	0	.000	0	0	0-0	0	1	0	1.000
TOTAL	.000	4-0	0	0	0	0	0	0	0	0	.000	0	0	0	0	.000	0	0	0-0	0	1	0	1.000

Year	era	w-l	app	gs	cg	sho	sv	ip	h	r	er	bb	so	2b	3b	hr	bf	bavq	wp	hbp	bk	sfa	sha
2024	99.00	0-0	1	0	0	0/0	0	0.0	2	2	2	2	0	0	0	0	4	1.000	1	0	0	0	0
TOTAL	99.00	0-0	1	0	0	0/0	0	0.0	2	2	2	2	0	0	0	0	4	1.000	1	0	0	0	0

**Joshua Evans**

Year	avg	qp-gs	ab	r	h	2b	3b	hr	rbi	tb	slg%	bb	hbp	so	gdp	ob%	sf	sh	sb-att	po	a	e	fld%
2025	.000	6-0	0	1	0	0	0	0	0	0	.000	0	0	0	0	.000	0	0	0-0	4	0	0	1.000
TOTAL	.000	6-0	0	1	0	0	0	0	0	0	.000	0	0	0	0	.000	0	0	0-0	4	0	0	1.000

Year	era	w-l	app	gs	cg	sho	sv	ip	h	r	er	bb	so	2b	3b	hr	bf	bavq	wp	hbp	bk	sfa	sha
2025	0.00	0-0	1	0	0	0/0	0	0.1	0	0	0	1	0	0	0	0	3	.000	0	1	0	0	0
TOTAL	0.00	0-0	1	0	0	0/0	0	0.1	0	0	0	1	0	0	0	0	3	.000	0	1	0	0	0

**GT BASEBALL CAREER STATS - AT GEORGIA TECH**
**Caden Gaudette**

Year	avg	gp-gs	ab	r	h	2b	3b	hr	rbi	tb	slg%	bb	hbp	so	gdp	ob%	sf	sh	sb-att	po	a	e	fld%
2024	.000	0-0	0	0	0	0	0	0	0	0	.000	0	0	0	0	.000	0	0	0-0	1	1	0	1.000
2025	.000	0-0	0	0	0	0	0	0	0	0	.000	0	0	0	0	.000	0	0	0-0	0	2	0	1.000
TOTAL	.000	0-0	0	0	0	0	0	0	0	0	.000	0	0	0	0	.000	0	0	0-0	1	3	0	1.000

Year	era	w-l	app	gs	cg	sho	sv	ip	h	r	er	bb	so	2b	3b	hr	bf	bavq	wp	hbp	bk	sfa	sha
2024	5.00	0-0	9	0	0	0/0	0	9.0	9	5	5	4	6	3	0	2	39	.273	1	1	0	0	1
2025	2.89	0-0	7	0	0	0/0	0	9.1	10	3	3	1	14	2	0	1	39	.286	0	0	0	2	1
TOTAL	3.93	0-0	16	0	0	0/0	0	18.1	19	8	8	5	20	5	0	3	78	.279	1	1	0	2	2

**John Giesler**

Year	avg	gp-gs	ab	r	h	2b	3b	hr	rbi	tb	slg%	bb	hbp	so	gdp	ob%	sf	sh	sb-att	po	a	e	fld%
2020	.250	3-0	4	0	1	0	0	0	0	1	.250	0	0	2	0	.250	0	0	0-0	0	2	0	1.000
2022	.323	22-6	31	6	10	1	0	1	8	14	.452	5	3	11	1	.450	1	0	0-0	20	0	0	1.000
2023	.333	47-41	156	34	52	13	2	8	37	93	.596	23	4	28	3	.422	4	0	3-3	234	24	6	.977
2024	.282	41-41	156	34	44	17	1	10	43	93	.596	20	5	37	8	.379	1	0	0-0	161	36	2	.990
2025	.000	2-0	1	0	0	0	0	0	0	0	.000	1	0	1	0	.500	0	0	0-0	0	0	0	.000
TOTAL	.307	115-88	348	74	107	31	3	19	88	201	.578	49	12	79	12	.405	6	0	3-3	415	62	8	.984

**Alex Hernandez**

Year	avg	gp-gs	ab	r	h	2b	3b	hr	rbi	tb	slg%	bb	hbp	so	gdp	ob%	sf	sh	sb-att	po	a	e	fld%
2025	.313	16-16	64	14	20	4	1	5	20	41	.641	7	1	9	1	.378	2	0	0-0	23	10	1	.971
TOTAL	.313	16-16	64	14	20	4	1	5	20	41	.641	7	1	9	1	.378	2	0	0-0	23	10	1	.971

Year	era	w-l	app	gs	cg	sho	sv	ip	h	r	er	bb	so	2b	3b	hr	bf	bavq	wp	hbp	bk	sfa	sha
2025	9.00	0-1	3	0	0	0/0	1	3.0	2	3	3	2	3	0	0	1	13	.182	0	0	0	0	0
TOTAL	9.00	0-1	3	0	0	0/0	1	3.0	2	3	3	2	3	0	0	1	13	.182	0	0	0	0	0

**Ryan Johnson**

Year	avg	gp-gs	ab	r	h	2b	3b	hr	rbi	tb	slg%	bb	hbp	so	gdp	ob%	sf	sh	sb-att	po	a	e	fld%
------	-----	-------	----	---	---	----	----	----	-----	----	------	----	-----	----	-----	-----	----	----	--------	----	---	---	------

Year	era	w-l	app	gs	cg	sho	sv	ip	h	r	er	bb	so	2b	3b	hr	bf	bavq	wp	hbp	bk	sfa	sha
2025	0.00	0-0	2	0	0	0/0	0	2.0	1	0	0	0	3	1	0	0	7	.143	0	0	0	0	0
TOTAL	0.00	0-0	2	0	0	0/0	0	2.0	1	0	0	0	3	1	0	0	7	.143	0	0	0	0	0

**Brady Jones**

Year	avg	gp-gs	ab	r	h	2b	3b	hr	rbi	tb	slg%	bb	hbp	so	gdp	ob%	sf	sh	sb-att	po	a	e	fld%
2025	.000	0-0	0	0	0	0	0	0	0	0	.000	0	0	0	0	.000	0	0	0-0	0	2	1	.667
TOTAL	.000	0-0	0	0	0	0	0	0	0	0	.000	0	0	0	0	.000	0	0	0-0	0	2	1	.667

Year	era	w-l	app	gs	cg	sho	sv	ip	h	r	er	bb	so	2b	3b	hr	bf	bavq	wp	hbp	bk	sfa	sha
2025	5.25	1-0	4	4	0	0/0	0	12.0	6	8	7	12	18	0	0	1	56	.150	2	3	0	0	1
TOTAL	5.25	1-0	4	4	0	0/0	0	12.0	6	8	7	12	18	0	0	1	56	.150	2	3	0	0	1

**GT BASEBALL CAREER STATS - AT GEORGIA TECH**

## Carson Kerce

Year	avg	gp-gs	ab	r	h	2b	3b	hr	rbi	tb	slg%	bb	hbp	so	gdp	ob%	sf	sh	sb-att	po	a	e	fld%
2024	.282	50-35	131	27	37	5	0	2	25	48	.366	21	4	36	4	.392	2	6	2-2	27	74	5	.953
2025	.391	16-15	46	12	18	8	0	0	10	26	.565	5	2	10	1	.455	2	2	3-5	15	26	0	1.000
TOTAL	.311	66-50	177	39	55	13	0	2	35	74	.418	26	6	46	5	.408	4	8	5-7	42	100	5	.966

## Vahn Lackey

Year	avg	gp-gs	ab	r	h	2b	3b	hr	rbi	tb	slg%	bb	hbp	so	gdp	ob%	sf	sh	sb-att	po	a	e	fld%
2024	.214	36-26	84	14	18	2	0	4	15	32	.381	12	3	18	4	.330	1	3	1-1	237	18	3	.988
2025	.433	16-16	60	16	26	4	0	1	9	33	.550	5	4	12	1	.493	2	1	6-7	101	21	2	.984
TOTAL	.306	52-42	144	30	44	6	0	5	24	65	.451	17	7	30	5	.398	3	4	7-8	338	39	5	.987

## Jake Lankie

Year	avg	gp-gs	ab	r	h	2b	3b	hr	rbi	tb	slg%	bb	hbp	so	gdp	ob%	sf	sh	sb-att	po	a	e	fld%
2025	81.00	0-0	1	0	0	0/0	0	0.1	4	3	3	0	0	2	0	0	5	.800	0	0	0	0	0
TOTAL	81.00	0-0	1	0	0	0/0	0	0.1	4	3	3	0	0	2	0	0	5	.800	0	0	0	0	0

## Kyle Lodise

Year	avg	gp-gs	ab	r	h	2b	3b	hr	rbi	tb	slg%	bb	hbp	so	gdp	ob%	sf	sh	sb-att	po	a	e	fld%
2025	.393	16-16	61	22	24	9	0	5	17	48	.787	14	4	12	0	.525	1	0	6-6	13	39	2	.963
TOTAL	.393	16-16	61	22	24	9	0	5	17	48	.787	14	4	12	0	.525	1	0	6-6	13	39	2	.963

## Tate McKee

Year	avg	gp-gs	ab	r	h	2b	3b	hr	rbi	tb	slg%	bb	hbp	so	gdp	ob%	sf	sh	sb-att	po	a	e	fld%
2024	.000	0-0	0	0	0	0	0	0	0	0	.000	0	0	0	0	.000	0	0	0-0	2	6	0	1.000
2025	.000	0-0	0	0	0	0	0	0	0	0	.000	0	0	0	0	.000	0	0	0-0	0	3	0	1.000
TOTAL	.000	0-0	0	0	0	0	0	0	0	0	.000	0	0	0	0	.000	0	0	0-0	2	9	0	1.000

Year	era	w-l	app	gs	cq	sho	sv	ip	h	r	er	bb	so	2b	3b	hr	bf	bavg	wp	hbp	bk	sfa	sha
2024	7.28	4-5	18	8	0	0/1	1	47.0	47	39	38	28	61	12	2	9	219	.257	3	4	1	2	2
2025	2.79	2-0	4	4	0	0/0	0	19.1	16	8	6	8	26	5	1	1	79	.229	1	1	0	0	0
TOTAL	5.97	6-5	22	12	0	0/1	1	66.1	63	47	44	36	87	17	3	10	298	.249	4	5	1	2	2

## Adam McKelvey

Year	avg	gp-gs	ab	r	h	2b	3b	hr	rbi	tb	slg%	bb	hbp	so	gdp	ob%	sf	sh	sb-att	po	a	e	fld%
2025	0.00	0-0	1	0	0	0/0	0	0.2	1	0	0	0	1	0	0	0	2	.500	0	0	0	0	0
TOTAL	0.00	0-0	1	0	0	0/0	0	0.2	1	0	0	0	1	0	0	0	2	.500	0	0	0	0	0

**GT BASEBALL CAREER STATS - AT GEORGIA TECH**

## Cooper McMullen

Year	avg	gp-gs	ab	r	h	2b	3b	hr	rbi	tb	slg%	bb	hbp	so	gdp	ob%	sf	sh	sb-att	po	a	e	fld%
2025	.000	0-0	0	0	0	0	0	0	0	0	.000	0	0	0	0	.000	0	0	0-0	0	1	0	1.000
TOTAL	.000	0-0	0	0	0	0	0	0	0	0	.000	0	0	0	0	.000	0	0	0-0	0	1	0	1.000

Year	era	w-l	app	gs	cq	sho	sv	ip	h	r	er	bb	so	2b	3b	hr	bf	bavg	wp	hbp	bk	sfa	sha
2025	0.00	1-0	4	0	0	0/0	1	5.2	3	0	0	2	4	1	0	0	21	.167	0	0	0	0	1
TOTAL	0.00	1-0	4	0	0	0/0	1	5.2	3	0	0	2	4	1	0	0	21	.167	0	0	0	0	1

## Thorpe Musci

Year	avg	gp-gs	ab	r	h	2b	3b	hr	rbi	tb	slg%	bb	hbp	so	gdp	ob%	sf	sh	sb-att	po	a	e	fld%
------	-----	-------	----	---	---	----	----	----	-----	----	------	----	-----	----	-----	-----	----	----	--------	----	---	---	------

Year	era	w-l	app	gs	cq	sho	sv	ip	h	r	er	bb	so	2b	3b	hr	bf	bavg	wp	hbp	bk	sfa	sha
2025	27.00	0-0	1	0	0	0/0	0	0.2	1	2	2	1	1	0	0	1	4	.333	1	0	0	0	0
TOTAL	27.00	0-0	1	0	0	0/0	0	0.2	1	2	2	1	1	0	0	1	4	.333	1	0	0	0	0

## Tyler Neises

Year	avg	gp-gs	ab	r	h	2b	3b	hr	rbi	tb	slg%	bb	hbp	so	gdp	ob%	sf	sh	sb-att	po	a	e	fld%
2024	.143	10-0	7	0	1	0	0	0	1	1	.143	1	0	4	0	.250	0	0	0-0	3	1	0	1.000
2025	.297	14-9	37	8	11	3	1	1	8	19	.514	7	2	5	0	.426	1	0	2-2	13	1	2	.875
TOTAL	.273	24-9	44	8	12	3	1	1	9	20	.455	8	2	9	0	.400	1	0	2-2	16	2	2	.900

## Jaylen Paden

Year	avg	gp-gs	ab	r	h	2b	3b	hr	rbi	tb	slg%	bb	hbp	so	gdp	ob%	sf	sh	sb-att	po	a	e	fld%
2025	.000	0-0	0	0	0	0	0	0	0	0	.000	0	0	0	0	.000	0	0	0-0	1	0	0	1.000
TOTAL	.000	0-0	0	0	0	0	0	0	0	0	.000	0	0	0	0	.000	0	0	0-0	1	0	0	1.000

Year	era	w-l	app	gs	cq	sho	sv	ip	h	r	er	bb	so	2b	3b	hr	bf	bavg	wp	hbp	bk	sfa	sha
2025	1.17	1-0	4	0	0	0/0	1	7.2	3	1	1	3	11	0	0	0	30	.120	0	2	0	0	0
TOTAL	1.17	1-0	4	0	0	0/0	1	7.2	3	1	1	3	11	0	0	0	30	.120	0	2	0	0	0

## Mason Patel

Year	avg	gp-gs	ab	r	h	2b	3b	hr	rbi	tb	slg%	bb	hbp	so	gdp	ob%	sf	sh	sb-att	po	a	e	fld%
2024	.000	0-0	0	0	0	0	0	0	0	0	.000	0	0	0	0	.000	0	0	0-0	3	4	0	1.000
2025	.000	0-0	0	0	0	0	0	0	0	0	.000	0	0	0	0	.000	0	0	0-0	0	2	0	1.000
TOTAL	.000	0-0	0	0	0	0	0	0	0	0	.000	0	0	0	0	.000	0	0	0-0	3	6	0	1.000

Year	era	w-l	app	gs	cq	sho	sv	ip	h	r	er	bb	so	2b	3b	hr	bf	bavg	wp	hbp	bk	sfa	sha
2024	8.25	2-3	14	5	0	0/0	0	36.0	54	33	33	16	32	9	0	6	175	.362	2	4	0	5	1
2025	0.00	5-0	5	0	0	0/0	0	17.0	5	0	0	3	17	1	0	0	62	.088	1	2	0	0	0
TOTAL	5.60	7-3	19	5	0	0/0	0	53.0	59	33	33	19	49	10	0	6	237	.286	3	6	0	5	1

## Drew Rogers

Year	avg	gp-gs	ab	r	h	2b	3b	hr	rbi	tb	slg%	bb	hbp	so	gdp	ob%	sf	sh	sb-att	po	a	e	fld%
2025	.231	8-8	26	4	6	0	0	3	11	15	.577	2	0	15	0	.286	0	1	0-0	66	9	1	.987
TOTAL	.231	8-8	26	4	6	0	0	3	11	15	.577	2	0	15	0	.286	0	1	0-0	66	9	1	.987

**GT BASEBALL CAREER STATS - AT GEORGIA TECH**
**Cole Royer**

Year	avg	qp-gs	ab	r	h	2b	3b	hr	rbi	tb	slg%	bb	hbp	so	gdp	ob%	sf	sh	sb-att	po	a	e	fld%
2025	7.36	1-0	4	0	0	0/0	0	3.2	6	3	3	1	4	0	0	0	18	.375	1	1	0	0	0
TOTAL	7.36	1-0	4	0	0	0/0	0	3.2	6	3	3	1	4	0	0	0	18	.375	1	1	0	0	0

**Kent Schmidt**

Year	era	w-l	app	gs	cg	sho	sv	ip	h	r	er	bb	so	2b	3b	hr	bf	bavg	wp	hbp	bk	sfa	sha
2025	.393	16-16	61	19	24	7	0	2	18	37	.607	11	3	9	0	.494	2	0	2-2	103	1	0	1.000
TOTAL	.393	16-16	61	19	24	7	0	2	18	37	.607	11	3	9	0	.494	2	0	2-2	105	4	1	.991

**Connor Shouse**

Year	avg	qp-gs	ab	r	h	2b	3b	hr	rbi	tb	slg%	bb	hbp	so	gdp	ob%	sf	sh	sb-att	po	a	e	fld%
2025	.000	4-0	2	3	0	0	0	0	0	0	.000	0	2	0	0	.500	0	0	1-1	0	0	0	.000
TOTAL	.000	4-0	2	3	0	0	0	0	0	0	.000	0	2	0	0	.500	0	0	1-1	0	0	0	.000

**Caden Spivey**

Year	avg	qp-gs	ab	r	h	2b	3b	hr	rbi	tb	slg%	bb	hbp	so	gdp	ob%	sf	sh	sb-att	po	a	e	fld%
2025	.000	0-0	0	0	0	0	0	0	0	0	.000	0	0	0	0	.000	0	0	0-0	0	1	0	1.000
TOTAL	.000	0-0	0	0	0	0	0	0	0	0	.000	0	0	0	0	.000	0	0	0-0	0	1	0	1.000

Year	era	w-l	app	gs	cg	sho	sv	ip	h	r	er	bb	so	2b	3b	hr	bf	bavg	wp	hbp	bk	sfa	sha
2025	5.19	1-0	4	2	0	0/0	0	8.2	7	6	5	7	12	1	1	0	42	.219	1	1	0	1	1
TOTAL	5.19	1-0	4	2	0	0/0	0	8.2	7	6	5	7	12	1	1	0	42	.219	1	1	0	1	1

**Riley Stanford**

Year	avg	qp-gs	ab	r	h	2b	3b	hr	rbi	tb	slg%	bb	hbp	so	gdp	ob%	sf	sh	sb-att	po	a	e	fld%
2023	.200	2-0	5	1	1	0	0	0	0	1	.200	0	0	4	0	.200	0	0	0-0	0	0	0	.000
2024	.000	2-0	2	0	0	0	0	0	0	0	.000	0	0	1	0	.000	0	0	0-0	0	1	0	1.000
2025	.000	0-0	0	0	0	0	0	0	0	0	.000	0	0	0	0	.000	0	0	0-0	1	4	0	1.000
TOTAL	.143	4-0	7	1	1	0	0	0	0	1	.143	0	0	5	0	.143	0	0	0-0	1	5	0	1.000

Year	era	w-l	app	gs	cg	sho	sv	ip	h	r	er	bb	so	2b	3b	hr	bf	bavg	wp	hbp	bk	sfa	sha
2024	5.94	2-1	19	0	0	0/1	1	16.2	22	15	11	12	18	3	0	3	88	.319	1	5	0	0	2
2025	5.40	0-0	4	4	0	0/0	0	15.0	18	12	9	12	17	3	0	2	78	.316	0	8	0	0	1
TOTAL	5.68	2-1	23	4	0	0/1	1	31.2	40	27	20	24	35	6	0	5	166	.317	1	13	0	0	3

**Sam Swygert**

Year	avg	qp-gs	ab	r	h	2b	3b	hr	rbi	tb	slg%	bb	hbp	so	gdp	ob%	sf	sh	sb-att	po	a	e	fld%
2025	.000	0-0	0	0	0	0	0	0	0	0	.000	0	0	0	0	.000	0	0	0-0	0	1	0	1.000
TOTAL	.000	0-0	0	0	0	0	0	0	0	0	.000	0	0	0	0	.000	0	0	0-0	0	1	0	1.000
















Year	era	w-l	app	gs	cg	sho	sv	ip	h	r	er	bb	so	2b	3b	hr	bf	bavg	wp	hbp	bk	sfa	sha
2025	3.72	0-0	6	0	0	0/0	0	9.2	10	4	4	2	11	2	0	2	44	.256	1	2	0	1	0
TOTAL	3.72	0-0	6	0	0	0/0	0	9.2	10	4	4	2	11	2	0	2	44	.256	1	2	0	1	0

**Nathan Waugh**

Year	avg	qp-gs	ab	r	h	2b	3b	hr	rbi	tb	slg%	bb	hbp	so	gdp	ob%	sf	sh	sb-att	po	a	e	fld%
2025	.217	9-7	23	8	5	1	0	1	5	9	.391	6	0	8	1	.379	0	0	0-1	0	0	0	.000
TOTAL	.217	9-7	23	8	5	1	0	1	5	9	.391	6	0	8	1	.379	0	0	0-1	0	0	0	.000



## TV/RADIO ROSTER

**PARKER BROSIUS**OF • R/L • 6-2 • 193 • Jr.  
Suwanee, Ga. (Lambert HS)**KYLE LODISE**INF • R/R • 5-11 • 180 • Jr.  
Brunswick, Ga. (Augusta)**CARSON KERCE**INF • R/R • 6-1 • 200 • Soph.  
Marietta, Ga. (Pope HS)**ALEX HERNANDEZ**RHP/INF • R/R • 6-2 • 188 • Fr.  
Cumming, Ga. (Forsyth Central)**COOPER MCMULLEN**RHP • R/R • 6-3 • 186 • Fr.  
Bonaire, Ga. (Tattnall Square Academy)**CALEB DANIEL**UTL • L/R • 5-11 • 183 • Fr.  
Cartersville, Ga. (Cartersville HS)**WILL BAKER**INF • L/R • 6-0 • 188 • Fr.  
Upper Coomera, Queensland, Australia**DREW BURRESS**OF • R/R • 5-9 • 182 • Soph.  
Houston County, Ga. (Houston Co. HS)**CONNOR SHOUSE**RHP/INF • R/R • 6-1 • 175 • Fr.  
Jasper, Ga. (Pickens Co. HS)**KENT SCHMIDT**INF • L/R • 6-0 • 221 • Soph.  
Marietta, Ga. (Georgia Southern)**SAM SWYBERT**RHP • R/R • 6-1 • 215 • 5th  
Springfield, SC (The Citadel)**CAYDEN SHEFFIELD**OF • R/R • 6-1 • 184 • Fr.  
Dallas, Ga. (North Paulding HS)**RILEY STANFORD**RHP • R/R • 6-4 • 236 • R-So.  
Gainesville, Ga. (Buford HS)**ETHAN MURRAY**INF • R/R • 6-2 • 195 • Fr.  
Buford, Ga. (Buford HS)**COLE ROYER**RHP • R/R • 6-5 • 185 • Fr.  
Waynesville, Ga. (Pierce Co. HS)**NATHANAEL COUPE**C/OF • R/R • 5-11 • 205 • Soph.  
Boynton Beach, Fl. (North Broward Prep)**CADEN SPIVEY**RHP • R/R • 6-2 • 195 • Jr.  
Vidalia, Ga. (Notre Dame)**JOHN GIESLER**INF • R/R • 6-3 • 224 • 6th  
Marietta, Ga. (Walton HS)**TATE MCKEE**RHP • R/R • 6-3 • 203 • Soph.  
Kennesaw, Ga. (Mount Paran Christian)**JOSHUA EVANS**LHP • S/L • 6-3 • 187 • Fr.  
Lawrenceville, Ga. (Peachtree Ridge HS)**VAHN LACKEY**C/INF • R/R • 6-1 • 213 • Soph.  
Suwanee, Ga. (Collins Hill HS)**RYAN JOHNSON**RHP • R/R • 6-4 • 168 • Fr.  
Dallas, Ga. (Cartersville HS)**BRETT DENBY**INF • R/R • 5-11 • 180 • Jr.  
New Albany, Ind. (Jefferson HS)**JACKSON SOBEL**LHP • L/L • 6-2 • 186 • Soph.  
Charleston, SC  
(Oceanside Collegiate Academy)**MASON PATEL**RHP • R/R • 6-1 • 210 • 5th  
Knoxville, Tenn. (Georgia State)**PORTER BURSEMA**RHP • R/R • 6-1 • 198 • Soph.  
Woodstock, Ga. (Georgia Southern)**JACKSON BLAKELY**RHP • R/R • 6-0 • 211 • Fr.  
Thomaston Ga. (Upson-Lee HS)**BRETT BARFIELD**LHP • L/L • 6-1 • 198 • Jr.  
Cumming, Ga. (Florida State)**DREW ROGERS**C • R/R • 6-1 • 220 • Fr.  
Tempe, Ariz. (Hamilton HS)**JAKE LANKIE**RHP • R/R • 6-2 • 200 • Soph.  
Alpharetta, Ga. (Georgia)**THORPE MUSCI**RHP • R/R • 6-0 • 201 • Fr.  
Lilburn, Ga. (Parkview HS)**CADEN GAUDETTE**RHP • R/R • 6-0 • 207 • R-So.  
Alpharetta, Ga. (Milton HS)**CARSON BALLARD**RHP • R/R • 6-4 • 197 • Jr.  
Alpharetta, Ga. (Wesleyan HS)**TYLER NEISES**UTL • L/R • 6-3 • 220 • Soph.  
Dalton, Ga. (Dalton HS)**NATHAN WAUGH**C • R/R • 6-5 • 230 • 5th  
Placentia, Calif. (Cornell)**JAYLEN PADEN**RHP • R/R • 5-10 • 195 • 5th  
Atlanta, Ga. (Georgia Southern)**CONNOR CHICOLI**RHP • R/R • 6-3 • 185 • Fr.  
Raleigh, NC (Pro5 Baseball Academy)**KAYDEN CAMPBELL**LHP • R/L • 6-2 • 205 • Fr.  
Cincinnati, Ohio (Louisville)**ADAM MCKELVEY**LHP • L/L • 6-3 • 229 • Fr.  
Roswell, Ga. (Roswell HS)**BRADY JONES**RHP • R/R • 6-0 • 204 • Jr.  
Decatur, Ga. (Georgia State)