

GEORGIA TECH

130TH SEASON • 35 NCAA REGIONAL APPEARANCES • 3 COLLEGE WORLD SERIES APPEARANCES • 9 ACC CHAMPIONSHIPS

2025 Official Game Notes | RamblinWreck.com | Contact: Anthony Brandt • abrandt@athletics.gatech.edu • (817) 757-6979

GEORGIA TECH BY THE NUMBERS

Overall Record.....	11-2
ACC Record.....	0-0
at Mac Nease Baseball Park.....	10-2
Road Games.....	1-0
Neutral Site Games.....	0-0
Streak.....	W5
Last 10.....	8-2

2025 SCHEDULE / RESULTS

Date	Opponent	Time/Result
2/14	OLD DOMINION	W, 3-2
2/15	OLD DOMINION	W, 7-3
2/16	OLD DOMINION	W, 7-4
2/18	GEORGIA SOUTHERN	W, 5-3
2/21	MARSHALL	W, 12-1 (7)
2/22	MARSHALL	L, 2-4
2/23	MARSHALL	W, 11-6
2/24	MARSHALL	L, 8-12
2/26	WEST GEORGIA	W, 16-7
2/28	WESTERN MICHIGAN	W, 16-4
3/1	WESTERN MICHIGAN	W, 14-1 (7)
3/2	WESTERN MICHIGAN	W, 13-3 (7)
3/4	KENNESAW STATE	W, 11-4
3/7	VIRGINIA TECH	4 pm
3/8	VIRGINIA TECH	3 pm
3/9	VIRGINIA TECH	1 pm
3/11	GEORGIA STATE	6 pm
3/14	PITTSBURGH	6 pm
3/15	PITTSBURGH	4 pm
3/16	PITTSBURGH	1 pm
3/18	GARDNER-WEBB	6 pm
3/21	NOTRE DAME	4:30 pm
3/22	NOTRE DAME	2 pm
3/23	NOTRE DAME	1 pm
3/25	KENNESAW STATE	6 pm
3/28	CLEMSON	6 pm
3/29	CLEMSON	4 pm
3/30	CLEMSON	1 pm
4/1	MERCER	8 pm
4/4	STANFORD	9 pm
4/5	STANFORD	5 pm
4/6	STANFORD	4 pm
4/8	AUBURN	6 pm
4/11	CALIFORNIA	6 pm
4/12	CALIFORNIA	4 pm
4/13	CALIFORNIA	1 pm
4/15	GEORGIA*	7 pm
4/18	MIAMI	8 pm
4/19	MIAMI	4 pm
4/20	MIAMI	1 pm
4/22	AUBURN	7 pm
4/25	VIRGINIA	6 pm
4/26	VIRGINIA	4 pm
4/27	VIRGINIA	1 pm
5/2	WESTERN CAROLINA	6 pm
5/3	WESTERN CAROLINA	4 pm
5/4	WESTERN CAROLINA	1 pm
5/6	GEORGIA SOUTHERN	6 pm
5/7	MERCER	6 pm
5/9	LOUISVILLE	6 pm
5/10	LOUISVILLE	4 pm
5/11	LOUISVILLE	1 pm
5/15	DUKE	6 pm
5/16	DUKE	6 pm
5/17	DUKE	6 pm
5/20	ACC TOURNAMENT	DURHAM N.C.

* Game held at Truist Park
Home games in Gold

WEEKEND 4: GEORGIA TECH AT VIRGINIA TECH



GEORGIA TECH YELLOW JACKETS

Overall Record.....	11-2
Ranking	rv (USA Today) (NCBWA)
Head Coach	Danny Hall
Career Record	1,422-776-1 (38th season)
Record at GT	1,214-659-1 (32nd season)
Record Last Week.....	3-0 vs. WMU / 1-0 vs. KSU



VIRGINIA TECH HOKIES

Overall Record.....	10-3
Ranking	N/A
Head Coach	John Szefc
Career Record	594-411-4 (20th season)
Record at VT.....	202-152 (8th season)
Record Last Week.....	4-1

MATCHUPS AT A GLANCE

GT	OFFENSE	VT	GT	PITCHING/DEFENSE	VT
.350	Batting	.343	3.97	ERA	3.27
.606	Slugging	.571	111.0	IP	110.0
.446	On-Base Pct	.457	0	CGs	0
42	Doubles	41	3	Saves	2
2	Triples	6	142/46	K/BB	162/62
19	Home Runs	15	.252	OBA	.207
61	Walks	82	9	Errors	7
28/31	SB/SBA	16/22	5	Double Plays	3

PROBABLE PITCHERS

Friday	Saturday	Sunday
 <p>Tate McKee #22 Soph. 12-0 15.0 IP 2.40 ERA 19 Ks 1.20 WHIP</p>	 <p>Brady Jones #99 Jr. 11-0 10.0 IP 3.60 ERA 16 Ks 1.30 WHIP</p>	 <p>Riley Stanford #15 R-Soph. 0-0 12.0 IP 3.75 ERA 14 Ks 1.25 WHIP</p>

GAME COVERAGE

Date	TV/Stream	Play-by-Play/Analyst	Radio	PxP
March 7	ACCNX	Bailey Angle/Andrew Wells	GT App	Colin Lacy
March 8	ACCNX	Bailey Angle/Andrew Wells	GT App	Colin Lacy
March 9	ACCNX	Bailey Angle/Andrew Wells	GT App	Colin Lacy

TOP STORYLINES

- The Yellow Jackets enter ACC play on a five-game winning streak, outscoring opponents, 70-19.
- The Jackets are 11-2, the best record through 13 games since starting the 2016 season 12-1.
- Tech is led by reigning National Freshman of the Year, **Drew Burress**, who kicked off his sophomore encore with a walk-off grand slam during opening weekend, his first walk off HR at GT.
- The Houston Co. product leads sits at 29 career home runs. He needs to hit just one HR over his next 22 games to unseat Kevin Parada (93 games) as the fastest Jacket to 30 HR in program history.
- Tech leads the nation with 44 doubles this season, headlined by **Carson Kerce**, who leads the ACC with eight.
- GT is the only program in DI with four players at 6+ doubles this year – **Kerce** (8), **Burress** (6), **Kent Schmidt** (6) and **Kyle Lodise** (6)
- Freshman **Alex Hernandez** is looking to give Tech back-to-back freshmen of the year as he leads GT in HR (5) and RBI (18). He is tied with Tennessee's Levi Clark and Northern Kentucky's Gabe Miranda for the most home runs by a freshman across the NCAA and is one shy of Miranda for the freshman RBI lead.
- **Hernandez** is the only player in the Power 4 with a save and 5 or more HRs this season (FR – 1 SV, 5 HR). He is one

- of only two players in DI who can claim that – also Bryce Calloway, New Orleans (SR – 3 SV, 5 HR)
- The emergence of the pitching staff has been the highlight of the season, boasting 11.5 strikeouts-per-game this season (16th in the nation) – a more than 2 Ks-per-game improvement over last season (9.2) – Tech has not averaged double-digit strikeouts from the pitching staff since the COVID shortened 2020 season (10.9) and hasn't done it over a complete season this century
- The bullpen boasts a 16.2 inning scoreless streak over the last four games, only allowing 11 hits & striking out 18.
- That success is led by **Mason Patel** who was named ACC Co-Pitcher of the Week in the 2nd week of the year.
- **Patel** has pitched 12.1 innings this season with a 4-0 record and a 0.00 ERA and only five hits allowed to go along with 15 strikeouts and two walks – becoming the first Yellow Jacket pitcher to earn the win in each of his first four appearances since Mark Pope in 2011.
- The Jackets are leading the ACC in a myriad of categories including avg. (.350), 2Bs (44), hits (151), SAC flies (14) and slugging % (.606).
- The top of Tech's lineup has combined for 53 runs scored this year: **Lodise**(19), **Burress** (15) and **Kent Schmidt** (19). That's more than 69 Division I teams – 23.1% of programs
- All three GT starters set career highs in Ks last week.

2025 QUICK FACTS

GENERAL INFORMATION

School..... Georgia Institute of Technology (Georgia Tech)
Location..... Atlanta, Ga.
Enrollment..... 45,295
Founded..... 1885
Nickname..... Yellow Jackets, Ramblin' Wreck
Mascot..... "Buzz" the Yellow Jacket
Official Colors..... Tech Gold and White
Conference..... Atlantic Coast Conference (ACC)
President..... Dr. Angel Cabrera
Faculty Athletic Representative..... Dr. Jenna Jordan
Director of Athletics..... J Batt
Website..... www.RamblinWreck.com

BASEBALL STAFF

Head Coach..... Danny Hall (32nd season)
 Alma Mater, Year..... Miami-Ohio, 1977
Associate Head Coach / Recruiting - James Ramsey (7th year)
 Alma Mater, Year..... Florida State, 2012
Assistant Coach/Pitching..... Matt Taylor (2nd year)
 Alma Mater, Year..... Columbus State, 2017
Assistant Coach/Catchers..... Josh Schulman (1st year)
 Alma Mater, Year..... Rochester, 2015 & Texas A&M, 2017
Director of Baseball Operations..... Scott Stricklin
Strength and Conditioning..... Steve Tamborra
Athletic Trainer..... Paul Wolkoff
Equipment Manager..... Bill Shackelford

HISTORICAL INFORMATION

Record Since 1895..... 2,650-1,705-27 (.608)
Record at Mac Nease Baseball Park (since 1985)..... 1,040-342-1 (.753)
ACC Regular Season Record (since 1980)..... 608-451-2 (.571)
ACC Regular Season Championships (Divisional)..... 9
 1987, 1993, 1997, 2000, 2004, 2005, (2011, 2019, 2021)
ACC Tournament Appearances..... 43
ACC Tournament Record..... 83-69 (.546)
ACC Tournament Championships..... 9
 1985, 1986, 1987, 1988, 2000, 2003, 2005, 2012, 2014
NCAA Tournament Appearances..... 35
 1959, 1971, 1985, 1986, 1987, 1988, 1989, 1990, 1991,
 1992, 1993, 1994, 1995, 1996, 1997, 1998, 2000, 2001,
 2002, 2003, 2004, 2005, 2006, 2008, 2009, 2010, 2011,
 2012, 2013, 2014, 2016, 2019, 2021, 2022, 2024
NCAA Tournament Record..... 79-71 (.527)
NCAA Super Regional Appearances..... 5
 2000, 2002, 2004, 2005, 2006
College World Series Appearances..... 3
 1994 (2nd), 2002 (T-5th), 2006 (T-7th)
College World Series Record..... 4-5 (.444)

STADIUM INFORMATION

Name..... Mac Nease Baseball Park at Russ Chandler Stadium
Year Opened..... 1985
Last Renovated..... 2020-21
Capacity..... 3,194
Dimensions..... 329-382-390-350-334
Fence Height..... 10 feet
Address..... Fowler Street & Fifth Street, Atlanta, Ga. 30332

2025 TEAM INFORMATION

Lettermen Returning..... 15
Starting Position Player..... 4
Starting Pitchers..... 2
Newcomers..... 29

2024 YEAR IN REVIEW

Overall Record..... 33-25
ACC Record..... 15-15
ACC Finish..... Fourth - Coastal
ACC Tournament..... 0-2
Final Ranking..... N/A

NO.	NAME	POS.	YR	B/T	HT	WT	HOMETOWN/LAST SCHOOL
1	Parker Brosius	OF	JR	R/L	6'1"	193	Suwanee, GA. (Lambert HS)
2	Kyle Lodise	INF	JR	R/R	5'11"	180	Brunswick, GA. (Augusta)
3	Carson Kerce	INF	Soph.	R/R	5'11"	200	Marietta, GA. (Pope HS)
4	Alex Hernandez	RHP/INF	FR	R/R	6'2"	188	Cumming, GA. (Forsyth Central HS)
5	Cooper McMullen	RHP/OF	FR	R/R	6'3"	186	Bonaire, GA. (Tattnall Square Academy)
6	Caleb Daniel	C/UTL	FR	L/R	5'11"	183	Cartersville, GA. (Cartersville HS)
7	William Baker	INF/UTL	FR	L/R	6'0"	188	Upper Coomera, Queensland Australia
8	Drew Burress	OF	Soph.	R/R	5'9"	182	Houston County, GA. (Houston County HS)
9	Connor Shouse	RHP/INF	FR	R/R	6'1"	175	Jasper, GA. (Pickens County HS)
10	Kent Schmidt	INF	Soph.	L/R	6'0"	221	Marietta, GA. (Georgia Southern)
12	Sam Swygert	RHP	5th	R/R	6'1"	215	Springfield, SC (The Citadel)
14	Cayden Sheffield	C/OF	FR	R/R	6'1"	184	Dallas, GA. (North Paulding HS)
15	Riley Stanford	RHP/OF	JR	R/R	6'4"	236	Gainesville, GA. (Buford HS)
16	Ethan Murray	INF	FR	R/R	6'2"	195	Buford, GA. (Buford HS)
18	Cole Royer	RHP	FR	R/R	6'5"	185	Waynesville, GA. (Pierce County HS)
19	Nathanael Coupet	C/OF	Soph.	R/R	5'11"	205	Boynton Beach, FL (North Broward Prep)
20	Caden Spivey	RHP	JR	R/R	6'2"	195	Vidalia, GA. (Notre Dame)
21	John Giesler	INF	6th	R/R	6'3"	224	Marietta, GA. (Walton HS)
22	Tate McKee	RHP	Soph.	R/R	6'3"	203	Kennesaw, GA. (Mount Paran Christian)
24	Joshua Evans	LHP/OF	FR	S/L	6'3"	187	Lawrenceville, GA. (Peachtree Ridge HS)
25	Vahn Lackey	C/INF	Soph.	R/R	6'1"	213	Suwanee, GA. (Collins Hill HS)
26	Ryan Johnson	RHP	FR	R/R	6'4"	168	Dallas, GA. (Cartersville HS)
27	Brett Denby	INF	Soph.	R/R	5'11"	170	New Albany, IN (Jefferson HS)
28	Jackson Sobel	LHP	Soph.	L/L	6'2"	186	Charleston, SC (Oceanside Collegiate Academy)
29	Mason Patel	RHP	5th	R/R	6'1"	210	Knoxville, TN Georgia State)
30	Porter Buursema	RHP	Soph.	R/R	6'1"	195	Woodstock, GA. (Georgia Southern)
31	Jackson Blakely	RHP	FR	R/R	6'0"	211	Thomaston GA. (Upson-Lee HS)
32	Brett Barfield	LHP	JR	L/L	6'1"	198	Cumming, GA. (Florida State)
34	Drew Rogers	C/INF	FR	R/R	6'1"	220	Tempe, AZ (Hamilton HS)
35	Jake Lankie	RHP	Soph.	R/R	6'2"	200	Alpharetta, GA. (Georgia)
36	Thorpe Musci	RHP	FR	R/R	6'0"	201	Lilburn, GA. (Parkview HS)
37	Caden Gaudette	RHP R-Soph.	R/R	R/R	6'0"	207	Alpharetta, GA. (Milton HS)
38	Carson Ballard	RHP	JR	R/R	6'4"	197	Alpharetta, GA. (Wesleyan HS)
39	Tyler Neises	INF/OF	Soph.	L/R	6'3"	220	Dalton, GA. (Dalton HS)
40	Nathan Waugh	C	5th	R/R	6'5"	230	Placentia, Calif. (Cornell)
42	Jaylen Paden	RHP	5th	R/R	5'10"	195	Atlanta, GA. (Georgia Southern)
45	Connor Chicoli	RHP	FR	R/R	6'3"	185	Raleigh, NC (Pro5 Baseball Academy)
49	Kayden Campbell	LHP	JR	R/L	6'2"	205	Cincinnati, OH (Louisville)
55	Adam McKelvey	LHP	FR	L/L	6'3"	229	Roswell, GA. (Roswell HS)
99	Brady Jones	RHP	JR	R/R	6'0"	204	Decatur, GA. (Georgia State)

Coaching Staff

Head Coach – Danny Hall (32nd season)
Associate Head Coach/Recruiting Coordinator – James Ramsey (7th season)
Assistant Coach – Josh Schulman (1st season)
Assistant Coach /Pitching – Matt Taylor (2nd Season)
Director of Pitching - Jason Richman (2nd Season)
Director of Operations - Scott Stricklin (1st season)
Player Development Coach - Steve Tamborra (25th season)
Undergraduate Student Assistant - Daniel Palka (1st Season)
Athletic Trainer - Paul Wolkoff (16th season)

PRO-NUN-SEE-AY-SHUN GUIDE

Parker Brosius..... BRO-zhus
 Kyle Lodise..... LOW-deese
 Carson Kerce..... like "Curse"
 Nathanael Coupet..... coo-PAY
 John Giesler..... GEESE-ler
 Vahn Lackey..... Vaughn
 Thorpe Musci..... like "Musky"
 Tyler Neises..... NICE-sis
 Nathan Waugh..... WAH
 Jaylen Paden..... PAY-din
 Dimitri Angelakos.... angel-LAH-kos
 Connor Chicoli..... chick-COLE-ee
 Riley Hasenstab..... ha-sin-STAHB
 Adam McKelvey..... mick-KEL-vee
 Josh Schulman..... SHOOL-man

RECRUITING SUCCESS

• Tech has now signed top-5 classes in four of the last six years, top-10 classes in five of the last six years, and six-straight top-20 Perfect Game recruiting classes, leading the Atlantic Coast Conference in all categories.

• The 2024 freshman class was rated No. 2 in the nation and features three players ranked in PG's National top-100: Drew Rogers (No. 23 prospect / No. 3 Catcher), Connor Shouse (No. 83 prospect / No. 22 SS) and Alex Hernandez (No. 96 prospect / No. 8 3B).

• This class also contains one draft pick from the 2024 MLB draft who chose to come to GT instead (Cole Royer – drafted in the 20th round (601st overall) by the New York Yankees).

JACKETS FROM 2024 NO. 2 RECRUITING CLASS

Name	Hometown	Position	PG National Ranking
Will Baker	Upper Coomera, Queensland, Australia	INF	---
Jackson Blakely	Thomaston, Ga.	RHP	---
Connor Chicoli	Raleigh N.C.	RHP	342
Caleb Daniel	Cartersville, Ga.	UTL	187
Joshua Evans	Lawrenceville, Ga.	LHP	256
Alex Hernandez	Cumming, Ga.	RHP/INF	96
Ryan Johnson	Dallas, Ga.	RHP	462
Adam McKelvey	Roswell, Ga.	LHP	---
Cooper McMullen	Bonaire, Ga.	RHP/OF	364
Ethan Murray	Buford, Ga.	INF	282
Thorpe Musci	Lilburn, Ga.	RHP	223
Drew Rogers	Tempe, Ariz.	C	23
Cole Royer	Waynesville, Ga.	RHP	302
Cayden Sheffield	Dallas, Ga.	OF	262
Connor Shouse	Jasper, Ga.	RHP/INF	83

JACKETS FROM 2023 NO. 5 RECRUITING CLASS

Name	Hometown	Position
Drew Burress	Houston County, Ga.	OF
Nathanael Coupet	Boynton Beach, Fla.	C
Brett Denby	New Albany, Ind.	INF
Carson Kerce	Marietta, Ga.	INF
Vahn Lackey	Suwanee, Ga.	C
Tate McKee	Kennesaw, Ga.	RHP
Tyler Neises	Dalton, Ga.	INF
Jackson Sobel	Charleston, S.C.	LHP

JACKETS FROM 2022 NO. 3 RECRUITING CLASS

Name	Hometown	Position
Parker Brosius	Suwanee, Ga.	OF
Riley Stanford	Gainesville, Ga.	OF/RHP
Caden Gaudette	Alpharetta, Ga.	RHP
Carson Ballard	Alpharetta, Ga.	RHP

JACKETS FROM 2020 NO. 4 RECRUITING CLASS

Name	Hometown	Position
John Giesler	Marietta, Ga.	INF

CARDIAC JACKETS

- Georgia Tech baseball has been in for exciting baseball since 2019, posting a 32-20 record in one-run games.
- Since 2002, Tech has posted a nearly 60-percent win percentage in one-run games (.585).

GT BASEBALL RECORD IN 1-RUN GAMES - SINCE 2002

Year	Record	Pct.
2025	1-0	1.000
2024	4-3	.571
2023	4-6	.400
2022	6-3	.667
2021	8-4	.667
2020	2-2	.500
2019	10-5	.667
2018	4-5	.444
2017	3-9	.250
2016	8-5	.615
2015	9-3	.750
2014	8-10	.444
2013	8-6	.571
2012	9-7	.563
2011	5-5	.500
2010	5-2	.714
2009	7-3	.700
2008	9-4	.692
2007	5-5	.500
2006	9-6	.600
2005	9-9	.500
2004	10-5	.667
2003	7-4	.636
2002	10-3	.769
TOTAL	158-112	.585

• The Cardiac Jackets wasted no time returning for 2025, winning opening day by one run, 3-2, after scoring the go-ahead run in the bottom of the eighth after an infield grounder from **Nathan Waugh** gave just enough time for **Drew Burress** to come sliding home from third, despite a 5-man infield from ODU.

• In the 2nd game, Tech fell behind, 3-0 before recording an out, only for the bullpen to come in and pitch 9.0 innings of scoreless ball, striking out a season high 16 and only allowing three base hits. The outstanding effort from the bullpen kept the game, 3-0, until the bottom of the ninth, when Tech exploded for seven runs, the most scored in a ninth inning in a decade of GT baseball.

• That 7-run 9th inning began with a 5-pitch walk by **Nathan Waugh** before **Vahn Lackey** delivered his 2nd hit of the game to put runners at 1st and 2nd. **Alex Hernandez** drew a walk on 4 pitches to load the bases for **Tyler Neises** who connected on an 0-1 pitch, driving it into left for a single and cutting the deficit to one run, 3-2. **Will Baker** reached on an error when his sacrifice bunt was mishandled by the ODU pitcher, loading the bases for **Kyle Lodise** who took his second walk of the day to score Hernandez and tie the game. The very next batter was **Drew Burress** and he made no mistake, smashing a 1-0 pitch over the wall in right for the walk-off opposite field grand slam.

• This season, Tech has come from behind in seven of its 11 victories.

IT STARTS AT HOME...

- Since 1985, Tech has won a whopping .753 percent of its games at home (1,040-335-1).
- In 31 home games in 2024, Tech has hit .339 with 75 doubles, five triples and 61 home runs for 279 RBI.
- In 30 home games last season, Tech was 23-7 and hit a blistering .357 with 86 doubles, 10 triples and 63 home runs.
- Since 2002, Tech has only hit below .300 at home in two full seasons – 2017 and 2021.

• So far in 2025, the Jackets are 10-2 with a .354 average. 41 doubles, two triples and 19 home runs for 114 RBI.

CHASE FOR THE TOP 10

• ABCA Hall of Famer **Danny Hall** became the 11th NCAA Division I coach all-time to reach the 1,400 career win mark on April 14 when Tech defeated then-No. 16 Virginia Tech, 11-7.

• In addition to his career-win milestone, Coach Hall also reached the 1,200 wins at Georgia Tech after defeating No. 9 Duke on May 12.

• He currently has 1,421 career wins – the 2nd most among active NCAA head coaches after South Carolina hired Paul Mainieri (1,514 career wins) this season.

• Hall is 6 wins shy of Cliff Gustafson (1,427 at Texas 1967-1996) and 23 away from tying Chuck Hartman (1,444 at High Point/Virginia Tech 1959-2006).

• When Hall passes Gustafson, 7 wins from now, Georgia Tech will replace Texas as the only program in Division I with two coaches in the all-time top-10 for career victories - Jim Morris coached at GT from 1982-93.

ALL-TIME WINNINGEST COACHES -- DIVISION I

Rk.	Coach	Wins
1.	Mike Martin	2,029
2.	Augie Garrido	1,975
3.	Gene Stephenson	1,768
4.	Mark Marquess	1,627
5.	<i>Jim Morris</i>	<i>1,594</i>
6.	Paul Mainieri *	1,514
7.	Larry Hays	1,508
8.	Mike Fox	1,487
9.	Chuck Hartman	1,444
10.	Cliff Gustafson	1,427
11.	Danny Hall*	1,421
12.	Keith Guttin*	1,396
13.	John Anderson*	1,390
14.	Ron Polk	1,373
15.	Gary Gilmore*	1,371

*Actively coaching
**Italics indicates they coached at GT

OFFENSE
Returning Starters

• Georgia Tech baseball returns four bats from the starting lineup of the 2024 Athens Regional Final: Drew Burress, John Giesler, Parker Brosius and Vahn Lackey.

• 2024 National Freshman of the Year (D1 Baseball/Perfect Game) and National Freshman Hitter of the Year (NCBWA) Drew Burress returns for his sophomore season after delivering one of the greatest freshman seasons in college baseball history last year.

• Burress led Georgia Tech in a myriad of categories last year, including average (.381), home runs (25) and RBI (67), becoming the 12th Yellow Jacket to win Tech's triple crown.

• He set the Georgia Tech record for most assists by an outfielder, gunning down 10 base-runners from center field while also setting the program record with four home runs in a single game, against Georgia State (Feb. 27, 2024).

• His .821 slugging percentage from last season gives him the highest career slugging percentage in program history, with a minimum of 200 at bats in White & Gold. It was the 4th highest slugging percentage in a single season by a Yellow Jacket, the best since 1926 and the first .800+ slugging season in 45 years (Tommy Thompson (.811) – 1979).

HIGHEST SLUGGING % - SINGLE SEASON

Name	TB-AB	Slugging %	Season
1. Tom Angley	93-100	.930	1926
2. Bobby Reeves	97-109	.890	1926
3. Doug Wycoff	81-98	.827	1926
4. Drew Burress	179-218	.821	2024
5. Tom Angley	68-83	.819	1925
6. Tommy Thompson	103-127	.811	1979
7. Jason Varitek	182-228	.798	1993
8. <i>Nomar Garciaparra</i>	<i>213-274</i>	<i>.777</i>	<i>1994</i>
9. <i>Mark Teixeira</i>	<i>186-241</i>	<i>.772</i>	<i>2000</i>
10. Riccardo Ingram	179-237	.755	1987

**Italics indicates coached by Danny Hall*

• Other GT returning starters include: John Giesler, Parker Brosius and Vahn Lackey...

• **Giesler** - playing in his sixth season - Led the team with 17 doubles last season. He played three games in COVID shortened 2020 season and redshirted 2021 season. Now in his 6th season on campus, playing in his 4th and final season of eligibility.

• **Brosius** – corner outfielder capable of being an everyday center fielder on rosters that don't contain Drew Burress. Started 33 games last season and appeared in 46. His .442 OBP in 2024 was second highest on the team behind Burress.

• **Lackey** – Made 26 starts behind the plate, taking over the starting catcher responsibilities halfway through the season. Caught six runners attempting to steal last year. Lauded for his pitch framing and defensive ability. Coaches have been very impressed with his offensive improvement and defensive versatility – expect him to play multiple positions on days when he is not catching.

• **Lackey** made his first appearance on Opening Day 2024, in a pinch-hit situation, and drove his first collegiate hit out of the park to become the fifth Yellow Jacket since 2015 to homer in his first career plate appearance.

• So far in 2025, the Georgia Tech offense remains in a familiar spot, at the top of the ACC and in the Top 25 of a myriad of offensive categories across Division I.

GEORGIA TECH — 2025 NAT'L/ACC RANKS

Category	No.	D1 Rank	ACC Rank
Doubles	44	1st	1st
Doubles per game	3.50	1st	1st
SAC Flies	12	2nd	1st
Slugging %	.603	5th	1st
Batting Average	.344	8th	2nd
Hits	137	10th	1st
Home Runs	19	18th	3rd
Stolen Bases	28	21st	2nd

• Last season, Tech continued its legacy of powerful offense, finishing at or near the top of the ACC in a multitude of categories

GEORGIA TECH — 2024 NAT'L/ACC RANKS

Category	No.	D1 Rank	ACC Rank
Base on Balls	360	10th	3rd
On-Base Percentage	.420	17th	2nd
Batting Average	.305	29th	6th
Slugging Percentage	.516	30th	7th
Home Runs/Game	1.64	39th	10th
Home Runs	95	40th	9th
Runs	461	43rd	8th
Scoring	7.9	47th	9th
Doubles	117	62nd	5th

• In 2023, Tech finished in the top 15 nationally in five offensive categories.

GEORGIA TECH — 2023 FINAL NAT'L/ACC RANKS

Category	No.	D1 Rank	ACC Rank
Doubles/Game	2.49	3rd	2nd
Average	.323	4th	2nd
Doubles	142	10th	2nd
Slugging percentage	.538	11th	1st
On-base percentage	.416	15th	3rd

• The last three years have seen Tech's offense become its calling card as 2022 featured an even more potent threat.

GEORGIA TECH — 2022 FINAL NAT'L/ACC RANKS

Category	No.	D1 Rank	ACC Rank
Runs per game	9.4	3rd	1st
Average	.327	1st	1st
On-base percentage	.419	6th	2nd
Slugging percentage	.551	5th	2nd
Home runs	115	10th	3rd

• In 2023, Tech also set the program record for most triples in a single game on Feb. 17 vs. Miami (Ohio) with four.

• Tech also tied the program record for most doubles in a single game on March 14 vs. No. 18 Auburn with eight — hitting six in the third inning alone.

• Tech looked true to form in again being one of the top power-house offenses in the ACC on Opening Weekend last year, setting the school record for runs scored on Opening Day (21).

• Part of the season-opening onslaught was seven home runs for Tech, the most in a single game for the first time since 2009.

FRESH BATS

• The Jackets return eight bats in total from last year's squad: Brosius, Kerce, Burress, Coupet, Giesler, Lackey, Denby and Neises.

• Tech brings in 10 new faces to the lineup, three transfers and seven freshmen.

• The three transfers: Kyle Lodise, Kent Schmidt and Nathan Waugh will all be looked to as key contributors this year, playing all throughout the GT infield.

• **Kyle Lodise:** Junior shortstop. Started 98 games at Augusta University (Division II). Led his team with a 1.191 OPS last season.

• **Kent Schmidt:** Sophomore 1B. Started 56 games for Georgia Southern last year. Led the team in doubles (16) and walks (40).

• **Nathan Waugh:** Graduate Catcher/DH. 98 career games played at Cornell the last three seasons. Holds Cornell record with a 42-game on-base streak (which ended at 50 games) dating back to the 2023 season after reaching base in all 38 of Cornell's games last season.

• The seven freshmen will be looking to break into the GT lineup this year and continue the great legacy of success at the dish.

• Five of the freshmen hitters come from the state of Georgia with the only two exceptions being Drew Rogers (Tempe, Ariz) and Will Baker (Upper Coomera, Queensland, Australia).

• Six of the seven freshman hitters are ranked in the Top 300 nationally according to Perfect Game

Name	Hometown	PG State Ranking	PG National Ranking
Will Baker	Upper Coomera, Queensland, Australia	---	---
Caleb Daniel	Cartersville, Ga.	20	187
Alex Hernandez	Cumming, Ga.	12	96
Ethan Murray	Buford, Ga.	32	282
Drew Rogers	Tempe, Ariz.	2	23
Cayden Sheffield	Dallas, Ga.	30	262
Connor Shouse	Jasper, Ga.	9	83

OFFENSE

STREAKS

• The Jackets hold a number of hitting streaks heading into this weekend. The following players are either currently on or have had their career-long hitting streak in 2025

Active Hitting Streaks - GT Baseball

Name	Hit Streak	Since	Longest
Kyle Lodise	8 games	Feb. 22, 2025	18*
Kent Schmidt	7 games	Feb. 23, 2025	11*
Tyler Neises	6 games	Feb. 24, 2025	Same
Alex Hernandez	5 games	Feb. 26, 2025	5
Vahn Lackey	5 games	Feb. 26, 2025	7
Parker Brosius	5 games	Feb. 26, 2025	6
Carson Kerce	4 games	Feb. 28, 2025	7
John Giesler**	3 games	June 1, 2024	10

*all or partially done before transferring to GT
**has not competed in 2025

Active On-Base Streaks - GT Baseball

Name	On Base Streak	Since	Longest
Drew Burress	31 games	April 28, 2024	Same
Kyle Lodise	25 games*	April 6, 2024	Same
Kent Schmidt	21 games*	May 14, 2024	Same
Vahn Lackey	18 games	May 22, 2024	Same
Alex Hernandez	13 games	Feb. 14, 2025	Same
Parker Brosius	12 games	Feb. 15, 2025	Same
Tyler Neises	6 games	Feb. 24, 2025	Same
Drew Rogers	6 games	Feb. 18, 2025	Same
Carson Kerce	4 games	Feb. 28, 2025	17
Caleb Daniel	3 games	Feb. 28, 2025	Same
John Giesler**	3 games	June 1, 2024	21

*all or partially done before transferring to GT
**has not competed in 2025

Friday Highlights - The Bats - GT 16 - Western Michigan 4

- Junior shortstop **Kyle Lodise** secured his seventh-straight game reaching base at least three times – hitting his second Division I home run and a single while also drawing a walk.
- **Lodise** went 2-for-4 with three runs scored and a season-high 4 RBI
- This was Lodise's first-career four-RBI game at the Division I level, after doing so three times in his past 93 games at DII Augusta.
- Sophomore **Drew Burress** put together yet another multi-hit day, launching his 4th home run of the season and 29th of his GT career in the very first inning – his 8th career 1st inning homer.
- Burress drove in Lodise, who had walked to leadoff the game, giving him yet another multi-RBI game. Burress has gotten multiple hits in each of his last four games and drove in multiple Jackets for the 4th time this season.
- Sophomore **Kent Schmidt** continued his excellent season, going 2-for-4 with two RBI and two runs scored.
- Freshman **Alex Hernandez** connected for his fourth HR of the season and third in his last four games. He has recorded at least one RBI in four-straight games.
- He has homered in back-to-back games for the first time as a college baseball player.
- Freshman **Drew Rogers** mashed another three-run HR as a part of Tech's six-run bottom of the sixth. It was his third HR of the year and third in as many appearances after hitting his first on Sunday against Marshall (Feb. 23) and his second on Wednesday against West Georgia (Feb. 26).
- Rogers becomes the first freshman to homer in three-straight appearances since Drew Compton in 2021.

- Junior **Parker Brosius** came off the bench once again, going 2-for-2 with a season-best three RBI, a triple and a walk.
- Sophomore **Carson Kerce** matched his career high with two doubles - already surpassing his doubles total from his freshman season (5) despite playing in a fifth of the games he did last season.

Saturday Highlights - The Bats - GT 14 - Western Michigan 1 (7 innings)

- Seven different Yellow Jackets registered multi-hit days today – the most in a game this season: **Kyle Lodise** (2), **Drew Burress** (2), **Kent Schmidt** (3), **Alex Hernandez** (2), **Tyler Neises** (2), **Vahn Lackey** (3) and **Carson Kerce** (2).
- Junior shortstop **Kyle Lodise** and sophomore third baseman **Carson Kerce** led the team with three RBI each. It was a season high for Kerce and his first multi-RBI day of the season.
- For Lodise, it was his second consecutive multi-RBI day after driving in four yesterday. He has nine RBI on the season and seven of them have come in the last two days – he has scored at least one run in eight straight games.
- He launched the only Tech homer of the game, in the 6th inning, his 3rd of the season and second in as many games.
- Sophomore **Kent Schmidt** continued his excellent season, going 3-for-4 with two RBI and two runs scored.
- He has scored a team-high 17 runs up to that point, the most runs by a Yellow Jacket through 11 games since Chandler Simpson scored 20 at the start of the '22 season
- Sophomore **Drew Burress** put together yet another multi-hit day, going 2-for-4 with a double and two runs scored.
- **Burress** has gotten multiple hits in each of his last 5 games and scored multiple runs for the 4th time this year.
- Freshman **Alex Hernandez** drove in a run in the 6th inning. He has recorded at least one RBI in five-straight games.
- Sophomore **Carson Kerce** drove in three runs today with a double and a two-RBI single in the sixth.
- Junior **Parker Brosius** was back in the starting lineup, driving in two more runs for his 10th and 11th RBIs of the season.
- Sophomore catcher **Vahn Lackey** went off for a 3-for-4 performance, driving in two and scoring twice. It was his 3rd-straight multi-hit day, the longest streak of his career.

Sunday Highlights - The Bats - GT 13 - Western Michigan 3 (7 innings)

- Freshman **Alex Hernandez** launched his team-leading 5th home run of the season to end the game in the seventh inning. He ties with Tennessee's Levi Clark for the NCAA lead in home runs by a freshman.
- He has driven in 15 runs this season out of the cleanup spot, one shy of **Drew Burress** for the most on the team.
- Five different Yellow Jackets registered multi-hit days today: **Kyle Lodise** (2), **Alex Hernandez** (2), **Vahn Lackey** (2), **Parker Brosius** (2) and **Caleb Daniel** (2).
- For the second game in a row, **Carson Kerce** led the Jackets in RBI, driving in four today, tying the career-high he set last season against Youngstown St. (March 9, 2024)
- Junior shortstop **Kyle Lodise** drove in two for his third consecutive multi-RBI day after driving in four yesterday. He led the team with nine RBI this weekend and has scored at least one run in nine straight games.
- He finished the week with a ridiculous 1.524 OPS over the five games played, going 9-for-19 with 10 runs scored and nine driven in along with four walks, two hit-by-pitches and two stolen bases to go along with his team-high 16 assists on 1.000 fielding %.
- Sophomore **Kent Schmidt** didn't get many pitches to hit, going 1-for-2 with a double, an RBI, a run scored and two walks as well as a hit-by-pitch.

- Schmidt has recorded at least one RBI in eight straight games – a career-long streak.
- Junior **Parker Brosius** enjoyed his fourth-straight game with an RBI, doing so off a double in the third inning. He is one-game shy of tying his career-long for consecutive games with an RBI, set last season.
- Freshman **Caleb Daniel** was all over the score sheet, securing his first-career RBI and stolen base while coming around to score a season-high three times. He joins Lodise, Burress and Schmidt as the only Yellow Jackets to score three or more runs in a game this season.
- Sophomore catcher **Vahn Lackey** went off for another multi-hit performance, his sixth of the year, driving in one and scoring twice. It was his fourth-straight multi-hit day, the longest such streak of his career. He finishes the series with a team-high seven hits in just 12 at-bats.

MIDWEEK Highlights - The Bats - GT 11 - KSU 4

- Sophomore **Tyler Neises** connected for his first collegiate home run in Tech's five-run sixth inning. He is up to eight RBI this season.
- Junior shortstop **Kyle Lodise** continued his hot streak, launching his 4th home run of the year to put Tech in front, 6-4 in the third. This marks his fourth consecutive multi-RBI day.
- He scored a team-high three runs tonight – his third three-run game of the season – and has scored at least one run in 10 straight games.
- The Brunswick, Ga. native has reached base in a career-best 25 straight games dating back to his time at Augusta University.
- Freshman **Alex Hernandez** took over the team-lead for RBI after driving in three today, one off a SAC fly and two with an RBI single in the Jackets' five-run sixth inning. He leads the team in HR (5) and RBI (18) while also pitching 3.0 innings out of the bullpen, with a save.
- Sophomore **Carson Kerce** has also been on a tear in recent games, going 3-for-4 tonight with two runs scored.
- Over his last four games, Kerce leads the team with a .692 batting average, including four doubles and 7 RBI for a 1.000 slugging % and a 1.688 OPS.
- Sophomore **Vahn Lackey** set a new career-high with his fifth straight multi-hit game (2-for-4 with a run scored). Lackey is batting .417 so far in 2025, one of three Jackets over .400 heading into ACC play (**Kent Schmidt** – .447 & **Carson Kerce** – .421)
- Sophomore **Kent Schmidt** barreled a first-inning pitch off the wall in right center to drive in Lodise for the game's first run.
- Schmidt has recorded at least one RBI in nine straight games – a career-long streak.
- He extends his career-best on-base streak to 21 games with his performance today and leads the team with a .548 on-base percentage this season.
- Sophomore **Drew Burress** extended his career-high on-base streak to 31 games after drawing two walks tonight.

JACKETS IN THE POLLS

WEEK	BA	USA	NCBWA	D1	PG
Preseason	-	rv	rv	-	-
Week 1	-	rv	rv	-	-
Week 2	-	rv	rv	-	-
Week 3	-	rv	rv	-	-

BA = Baseball America, USA = USA Today, NCBWA = NCBWA, D1= D1Baseball.com, PG = Perfect Game N/A = poll not out before release of notes rv = receiving votes

PITCHING

- Georgia Tech returns three pitchers with over 30 innings pitched last season: **Tate McKee** (sophomore. 47.0 IP), **Carson Ballard** (r-sophomore. 34.2 IP) and **Mason Patel** (graduate senior. 36.0 IP)
- The Jackets return seven arms in total from last year's squad: McKee, Ballard, Patel, **Riley Stanford**, **Jackson Sobel**, **Brett Barfield** and **Caden Gaudette**
- The Jackets are heading into the second season under pitching coach **Matt Taylor** and **Jason Richman** as director of pitching. And head coach Hall has said he believes this to be the year that Tech fans witness "the fruits of their labor" as the pitching staff looks to prove people wrong in 2025.
- A whopping 21 new arms are joining the staff for the 2025 season, featuring a solid mix of 14 freshmen and seven transfers.

Freshman Arms

Name	Hometown	PG State Ranking	PG National Ranking
Jackson Blakely	Thomaston, Ga.	87	---
Connor Chicoli	Raleigh N.C.	10	342
Joshua Evans	Lawrenceville, Ga.	27	256
Alex Hernandez	Cumming, Ga.	12	96
Ryan Johnson	Dallas, Ga.	46	462
Adam McKelvey	Roswell, Ga.	178	---
Cooper McMullen	Bonaire, Ga.	40	364
Thorpe Musci	Lilburn, Ga.	23	223
Cole Royer	Waynesville, Ga.	33	302
Connor Shouse	Jasper, Ga.	9	83

Transfers

- Sam Swygert:** Grad Transfer RHP from The Citadel. Pitched in 18 games and made 12 starts last season, pitching a team-high 67.1 innings with a 5.75 ERA.
- Caden Spivey:** Junior RHP from Notre Dame. Made 15 appearances with three starts and 27.2 innings of work while going 1-1 with an 8.46 ERA
- Porter Buursema:** Sophomore RHP from Georgia Southern. Made six starts, pitching 12.2 innings with 14 strikeouts, a 5.68 ERA and a 1-0 record.
- Jake Lankie:** R-Freshman RHP from Georgia. Redshirted last season. Rated as the No. 23 RHP out of Georgia in the class of 2023 Perfect Game rankings.
- Jaylen Paden:** Graduate RHP from Georgia Southern. Has not pitched in a game since March 7, 2023 due to injury. Career 5.62 ERA over 107.1 innings from 2021-23.
- Kayden Campbell:** Junior LHP from Louisville. Made 23 relief appearances last season, pitching 20.0 innings and striking out 22 with a 7.65 ERA
- Brady Jones:** Junior RHP from Georgia State. Led the team with a 5-1 record last season, making 16 relief appearances and 1 start with a 7.32 ERA and 37 strikeouts over 39.1 innings. Most innings pitched out of GSU's bullpen last season.

Spinning From The Start

- The Georgia Tech pitching staff got off to a historically strong start in 2025 - holding its opponents to fewer than five runs in each of its first six games for the first time since 2002.
- The pitching staff allowed nine runs over the course of the series, a 10-run improvement after averaging 19 runs allowed over the previous three opening series sweeps (14 RA in 2024, 24 RA in 2023 and 19 RA in 2022).
- The Jacket pitchers struck out 40 in the opening weekend against Old Dominion – tied with 2022 for the most strikeouts through the first three games this century.

Mason Patel - ACC Co-Pitcher of the Week

- Senior RHP Mason Patel was awarded ACC Co-Pitcher of the week on Feb. 24 after dominating both Marshall and Georgia Southern to the tune of 8.1 innings with a 0.00 ERA, 11 strikeouts and a 2-0 record while only allowing four base runners.
- Patel becomes the first GT pitcher to earn pitcher of the week since Andy Archer (March 29, 2021).
- Patel's week go started on Wednesday, when he came out of the bullpen to start the third inning in Tech's road opener at Georgia Southern. Patel was perfect through 5.1 innings, retiring the first 16 batters he faced in order to quiet the Georgia Southern bats and allow for Tech to take the game, 5-3. He struck out a career-best nine batters in that appearance, which also goes down as his longest outing in White & Gold – Patel's longest since pitching 6.0 innings in a start against Brown for Georgia State back in 2023.
- He followed that with another gem of an outing on Sunday against Marshall, entering the game with runners on second and third and nobody out in the fifth inning, working around a hit-by-pitch to keep the Thundering Herd off the board with yet another scoreless inning. He would pitch two more scoreless to earn the victory, leaving after the 7th inning with the Jackets in front, 10-3.
- Patel's efforts bolstered a resurgent GT bullpen in 2025. The Tech bullpen has struck out 54 batter while holding opponents to a .180 average – the best numbers by a Tech bullpen through seven games since at least the turn of the century. The bullpen ERA stood at 2.50 – the lowest through seven games since 2020 (2.43).
- In his third appearance of the season, Patel entered in the sixth inning - retiring the first batter he saw to get Tech into the 7th inning and earning the win and improving to 3-0 – becoming the first Yellow Jacket pitcher to be 3-0 after only nine games since Xzavion Curry in 2018.
- Patel was first out of the bullpen last game working a pair of flyouts to get Tech out of the second inning before striking out two around a couple of hits in the third and adding another K in the fourth around a two-out walk.
- Patel maintains his perfect 0.00 ERA this year over 12.1 innings of work allowing only five hits and two walks while striking out 15.
- He would get credit for the win, improving to 4-0 on the season and becoming the first Yellow Jacket to earn the win in each of his first four appearances since Mark Pope in 2011.

GEORGIA TECH PITCHING — 2025 NAT'L/ACC RANKS

Category	No.	D1 Rank	ACC Rank
Ks/9 innings	11.5	16th	6th
K/BB Ratio	3.09	26th	6th
BB/9 innings	3.73	47th	7th

LAST WEEK...**Friday Highlights - The Arms - GT 16 - Western Michigan 4**

- Sophomore RHP **Tate McKee** continued his dominant 2025, earning the win (2-0) after pitching 5.0+ innings today with three earned runs and a career-high 10 strikeouts. He is the only Jacket to have struck out double-digits in a single appearance this season and the first since Adam Finateri did so last season (vs. Cornell – Feb. 24, 2024).
- McKee boasts a 2.40 ERA through three starts, pitching 5.0 innings in all three appearances and striking out 11.4-per-nine innings.
- R-Sophomore RHP **Caden Gaudette** made his team-leading fifth appearance of the season, entering the game with the bases loaded and nobody out to get Tech out of a jam in the sixth inning
- He recorded his 10th strikeout of the season today, after entering the season with only six Ks through his first two years on The Flats.
- Junior RHP **Carson Ballard** earned his second-career save and first of the 2025 season after pitching a nearly flawless final 3.0 innings – allowing only one baserunner and striking out two.
- This was Ballard's longest outing of the season despite throwing fewer pitches than either of his previous two appearances.

Saturday Highlights - The Arms - GT 14 - Western Michigan 1 (7 innings)

- Junior RHP **Brady Jones** delivered his best start of the season, pitching 5.0 innings and allowing only one run, unearned, while striking out a career-high nine batters.
- He earned his first win in White & Gold in just his third-career start.
- Over his last two starts, Jones has pitched 10.0 innings with a 0.90 ERA and striking out 16.
- Senior RHP **Sam Swygert** was first out of the bullpen, striking out two in the sixth inning to keep WMU at bay. The graduate transfer from The Citadel has appeared in four games this season, allowing only one earned over 6.2 innings while striking out seven.
- Senior RHP **Jaylen Paden** stayed perfect on the year, securing the final three outs of the inning to maintain his 0.00 ERA. Paden has now thrown 4.0 innings this year, allowing only three base runners and striking out seven.

Sunday Highlights - The Arms - GT 13 - Western Michigan 3 (7 innings)

- Georgia Tech pitching has posted a 4.06 ERA over the opening 12 games, its lowest in three seasons.
- All three Tech starting pitchers set career highs in strikeouts this weekend: **Tate McKee** (10 Ks on Friday), **Brady Jones** (9 Ks on Saturday) and **Riley Stanford** (6 Ks today).
- Sophomore RHP **Riley Stanford** made his third-career start, pitching 4.0 innings, allowing three runs while striking out a career-high six batters.
- Freshman RHP **Cooper McMullen** was first out of the bullpen, striking out two in 2.1 innings of work and allowing only two base runners in a dominant display.
- McMullen has pitched 5.1 innings without allowing a run, one out shy of matching Friday night starter Tate McKee's mark of 5.2 innings pitched before allowing an earned run as a freshman.
- He was credited with the win today, his first as a collegiate pitcher.
- Junior LHP **Kayden Campbell** collected what would be the

final two outs needed in the top of the 7th. He joins Caden Gaudette (5) and Sam Swygert (4) as the most called-upon pitchers out of the Tech bullpen so far in 2025.

MIDWEEK Highlights - The Arms - GT 11 - KSU 4

- Junior RHP **Caden Spivey** made his second start as a Yellow Jacket, recording three of his four outs via strikeout before exiting the game in the second.
- From that point on, the bullpen worked 7.2 scoreless innings – the third time this season the Tech bullpen has thrown at least 7.0 scoreless innings in relief.
- Senior RHP **Mason Patel** was first out of the bullpen, working a pair of flyouts to get Tech out of the second before striking out two around a couple of hits in the third and adding another K in the fourth around a two-out walk.
- **Patel** maintains his perfect 0.00 ERA this year over 12.1 innings of work allowing only five hits and two walks while striking out 15.
- He would get credit for the win, improving to 4-0 on the season and becoming the first Yellow Jacket to earn the win in each of his first four appearances since Mark Pope in 2011.
- Sophomore RHP **Caden Gaudette** was next out of the pen for his team-leading sixth appearance. He went 2.0 innings allowing only one hit and striking out three. He has struck out at least three batters in three of his six appearances this season and has earned 13 of his 23 outs via punch out.
- Senior **Sam Swygert** pitched a scoreless seventh. He has allowed only one run in 7.2 innings of relief this season while striking out eight.
- Freshman **Alex Hernandez** returned to the mound, working a 1-2-3 eighth inning while recording his third strikeout of the season.
- Freshman **Cole Royer** collected the final three outs in the top of the ninth, working around a single for a scoreless frame in his fourth appearance on the year. Royer reached a spin rate of over 3000 tonight, the best of any Yellow Jacket this season.

Jacket Arms - ERA under 4.00

Name	Innings Pitched	Class	ERA
Mason Patel	12.1	Sr.	0.00
Cooper McMullen	5.1	Fr.	0.00
Jaylen Paden	4.0	Sr.	0.00
Ryan Johnson	2.0	Fr.	0.00
Adam McKelvey	0.2	Fr.	0.00
Joshua Evans	0.1	Fr.	0.00
Sam Swygert	7.2	Sr.	1.17
Tate McKee	15.0	So.	2.40
Kayden Campbell	2.2	Jr.	3.38
Caden Gaudette	7.2	So.	3.52
Brady Jones	10.0	Jr.	3.60
Riley Stanford	12.0	So.	3.75

MISCELLANEOUS

Jim Poole Number - John Giesler

Georgia Tech baseball continues the legacy of former Yellow Jacket standout and Major League Baseball relief pitcher Jim Poole, who passed away from ALS in October of 2023, by designating a student-athlete each year to wear his No. 21 jersey. The student-athlete selected must exemplify Poole's characteristics both on and off the field.

This year, senior infielder John Giesler becomes the third Yellow Jacket to earn the honor, continuing the tradition begun by Jack Rubenstein in 2023 and Ben King last season.

"I am excited that John Giesler will wear number 21 this year," Head Coach Danny Hall said. "Jim Poole was part of an era in Georgia Tech Baseball that established us as a national power. Jim's prowess on the mound and in the classroom set the bar high for future Yellow Jacket players and teams. John exemplifies those same character traits of excellence on the field and in the classroom. As a two-time Captain he is the ultimate "Tech Man" to honor Jim's legacy."

Giesler, a sixth-year senior from Marietta, Ga. (Walton HS) will wear No. 21, having shown a longstanding commitment to Poole's ideals – self-determination, a strong academic work ethic, and high moral fiber on and off the field. Giesler is a five-time member of the ACC Academic Honor Roll, a two-time academic all-district honoree and earned Academic All-America (3rd Team) in 2023. He is currently pursuing a master's degree in real estate development.

On the diamond, Giesler is entering his second season as team captain. He is a career .308 hitter for the Yellow Jackets and set career highs in doubles (17), home runs (10) and RBI (43) last season while delivering a .990 fielding percentage in 41 games in the corner infield. He will be a key piece of the Jackets' offense again in 2025 as Tech strives for its 36th NCAA Regional berth and fifth in Giesler's career in White and Gold.

"Simply put, this is the greatest honor I have ever been given," Giesler said. "From knowing Jim and knowing who he was as a person, I don't feel deserving but I am incredibly honored. I will do everything I can this year to wear this number with respect and honor him and his family the best I can."

ABOUT JIM POOLE

Poole arrived on The Flats in 1985 and had an immediate impact, as Georgia Tech baseball would win the first of four-straight ACC Tournament Championships. During his four years, he pitched in 120 games and struck out 263 batters in 188 innings. He still ranks first in the Tech record book with 22 career saves, including 10 as a junior and nine as a senior. He was named all-ACC his last two seasons. Poole would be enshrined into the Georgia Tech Sports Hall of Fame just nine years later in 1997.

A stellar worker in the classroom, Poole elected not to turn professional after being selected in the 34th round of the 1987 MLB Draft by the LA Dodgers, and returned to Georgia Tech for his senior year, recording a 2.03 ERA and 113 strikeouts in only 71 innings. Once again, the LA Dodgers would call his name in the 1988 MLB Draft, this time taking him in the ninth round. He would return to

graduate from the Institute with a degree in electrical engineering in 1990.

Poole played 11 years in the major leagues, predominantly with the Baltimore Orioles, Cleveland Indians, and San Francisco Giants. In 431 games played, he finished with 22 victories and a 4.31 ERA, as well as 256 strikeouts and four saves. He helped pitch Cleveland to two American League Championship Series (1995, 1998), making it to the 1995 World Series where he would face the Atlanta Braves.

Following his retirement at the end of the 2000 season, Poole returned to Georgia Tech to join the Alexander-Tharpe Fund as a fundraiser and supporter of the baseball program. He then began serving as the pitching coach at Johns Creek High School in 2010, teaching many young men about pitching mechanics, while also conveying his personal pitching philosophy.

He later joined the business world as a Personal Wealth Advisor for the Baseball Division of BIP Wealth.

After being diagnosed with ALS in 2021, Poole worked tirelessly to raise awareness for the disease. In addition to serving on MLB ALS boards, he also worked with Georgia Tech, who together hosted an ALS Awareness Day during the 2022 baseball season, with Tech wearing Jim Poole shirts and both teams wearing honorary wristbands. Professional players also wore the shirt. Tech later designated the number 21 each year to be worn by a student-athlete who exemplify Poole's ideals – self-determination, a strong academic work ethic, and high moral fiber on and off the field.

Every 90 minutes, someone is diagnosed with ALS, or Lou Gehrig's disease, with an estimated 30,000 people living with ALS in the United States at any given time. Primarily affecting people between the ages of 40 and 70, ALS is a progressive neurodegenerative disease that affects nerve cells in the brain and the spinal cord. There is no known cure.

For more information about ALS, visit www.ALS.org.

GAME-WINNING PLAYS

Game-winning plays are ones that give Tech the lead or break a tie en route to win

Game	Play	Inning	Final
vs. ODU	Waugh RBI single	8th	3-2
vs. ODU	Burruss Grand Slam	9th	7-3
vs. ODU	Waugh RBI single	7th	7-4
at GASO	Hernandez RBI groundout	3rd	5-3
vs. Marshall	Burruss 2-run HR	1st	12-1 (7)
vs. Marshall	Daniel scores on error	2nd	11-6
vs. UWG	Schmidt 2-run HR	6th	16-7
vs. WMU	Burruss 2-run HR	1st	16-4
vs. WMU	Kerce RBI double	2nd	14-1 (7)
vs. WMU	Wild Pitch Scores Brosius	2nd	13-3(7)
vs. KSU	Lodise 2-run HR	3rd	11-4

Italics indicates Walk-Off hit

GAME-WINNING RBI LEADERS

Player	2025	Career at GT
Drew Burruss	3	9
John Giesler	Injured	5
Parker Brosius	0	4
Nathan Waugh	2	2
Kent Schmidt	1	1
Alex Hernandez	1	1
Carson Kerce	1	1
Kyle Lodise	1	1

CAREER WALK-OFF HITS

Player (Date)	Play	Inning	Final
Parker Brosius (3/8/24 vs. YSU)	2-RBI double	8th	15-5
Parker Brosius (4/2/24 vs. Presbyterian)	RBI bunt single	7th	9-8
John Giesler (4/23/24 vs. KSU)	2-run HR	7th	13-2
Drew Burruss (2/15/25 vs. ODU)	Grand Slam	9th	7-3
Alex Hernandez (3/2/25 vs. WMU)	2-run HR	7th	13-3

MISCELLANEOUS

ATOP THE CONFERENCE

• Georgia Tech baseball ranks among the most prolific winners in ACC history.

MOST ACC TOURNAMENT TITLES, SINCE 2000

	Titles	Years
Florida State	6	2002, 2004, 2010, 2015, 2017, 2018
Georgia Tech	5	2000, 2003, 2005, 2012, 2014
North Carolina	4	2007, 2013, 2019, 2022
Clemson	3	2006, 2016, 2023
Duke	2	2021, 2024
Virginia	2	2009, 2011

MOST ACC REGULAR-SEASON, DIVISIONAL TITLES SINCE 1994

	Titles	Regular-Season Years (Divisional)
Florida State	14	1996, 1998, 1999, 2001, 2002, 2003 (2007, 2008, 2009, 2010*, 2011, 2012, 2013, 2014)
North Carolina	8	(2006, 2007, 2009, 2012, 2013, 2017, 2018, 2024)
Georgia Tech	7	1997, 2000, 2004, 2005 (2011, 2019, 2021)
Clemson	6	1994, 1995 (2006, 2010*, 2018, 2024)
Louisville	5	(2015, 2016, 2017, 2019, 2022)
Miami	4	(2008, 2014, 2015, 2016)

GEORGIA TECH'S MOST COMMON OPPONENTS

	Games	First Meeting	Series Record
Georgia	389	1898	UGA leads 219-168-2
Auburn	247	1897	AU leads 128-113-5
Clemson	242	1902	CU leads 121-118-3
Mercer	175	1897	GT leads 117-58
North Carolina	158	1901	GT leads 83-75
NC State	143	1921	GT leads 81-62
Duke	142	1903	GT leads 101-41
Ga. Southern	142	1947	GT leads 110-32
Virginia	138	1924	GT leads 79-64-2
Wake Forest	123	1898	GT leads 76-46-1

• The Jackets will face their top four most common opponents again in 2025 but will not play North Carolina, NC State or Wake Forest in the regular season.

• Tech extended it's winning streak against Georgia Southern to six games in a row, dating back to 2022, with a 5-3 win in Statesboro on Feb. 18, 2025 - featuring 5.1 perfect innings from **Mason Patel** along with back-to-back home runs from **Kyle Lodise** and **Drew Burress**.



2025 ACC PRESEASON POLL

1. Virginia (13)	251
2. Florida State (2)	230
3. North Carolina	217
4. Clemson (1)	214
5. Duke	182
6. Wake Forest	171
7. NC State	168
8. Stanford	143
9. Louisville	128
10. Georgia Tech	113
11. Miami	87
12. Virginia Tech	85
13. California	60
14 Pitt	52
15. Notre Dame	44
16. Boston College	31

2025 ACC STANDINGS - WEEK 4

School	ACC	Overall
North Carolina	0-0	13-0
Florida State	0-0	13-0
Clemson	0-0	12-1
Notre Dame	0-0	8-1
<i>Georgia Tech</i>	<i>0-0</i>	<i>11-2</i>
Stanford	0-0	10-2
Louisville	0-0	9-2
Wake Forest	0-0	11-3
Virginia Tech	0-0	10-3
Pitt	0-0	8-3
Virginia	0-0	8-3
Miami	0-0	9-4
Duke	0-0	8-5
NC State	0-0	8-5
California	0-0	6-6
Boston College	0-0	4-5

2025 HONORS

DREW BURRESS

Preseason 1st Team All-American (D1 Baseball)
Preseason 1st Team All-American (NCBWA)
Golden Spikes Award (Watch List)
Preseason ACC Player of the Year (D1 Baseball)
No. 1 Sophomore in College Baseball (Perfect Game)

MASON PATEL

ACC Co-Pitcher of the Week - Feb. 24

2025 MLB #PROJACKETS

Joey Bart, C	Pirates
Buck Farmer, RHP	Braves
Justyn-Henry Malloy, OF	Tigers
Brant Hurter, LHP	Tigers
Kyle McCann	Athletics
Xzavion Curry, RHP	Marlins
Amos Willingham, RHP	Nationals

2025 ACC TOURNAMENT

Beginning this spring with the 2025 ACC Baseball Championship in Durham, North Carolina, all 16 teams in the ACC will compete in a single-elimination championship. The championship will remain six days as it has in previous years, running from Tuesday, May 20, through Sunday, May 25, 2025, from Durham Bulls Athletic Park.

"There's once again tremendous excitement surrounding ACC Baseball and today's announcement will bring an improved championship experience for our student-athletes, coaches, and fans alike," stated ACC Commissioner Jim Phillips Ph.D. "Nationally, the ACC is once again well-represented in the preseason polls and award lists. After what we know will be a highly competitive regular season, we look forward to showcasing all 16 baseball teams in Durham this May."

Since 2006, the ACC Baseball Championship has been played in a pool play or round-robin style format. The tournament last expanded its field size in 2017, moving from 10 to 12 teams.

Under the new format, the top four seeds in the championship will be based off the performance in the regular season and will receive a double-bye into the quarterfinal round, which is scheduled to be held on Thursday and Friday. Seeds five through eight will earn a bye into Wednesday's second round. Seeds 9-16 will begin play with four first round games on Tuesday.

LET'S BRAG ABOUT BURRESS

"Burress is as big a star as you'll find in college baseball, the reigning D1Baseball Freshman of the Year and a 2024 first-team All-American after hitting .381/.512/.821 with 25 homers. He's a no-brainer first-team preseason All-American as a sophomore, and our preseason pick for ACC Player of the Year.

– **D1Baseball**

- In 2024, Drew Burress established himself as one of the best hitters in college baseball and one of the most exciting prospects to watch leading up to the 2026 draft. If he can continue his historic run through the ranks of NCAA Baseball, every MLB front office will be begging for Burress to become the next face of the franchise.

- Burress hit 25 home runs last season, one shy of the Georgia Tech program record (set by Kevin Parada in 2022) and two shy of the NCAA freshman home run record set by Tommy White (NC State) in 2022 as well.

"If he continues to crush the ball at anything mirroring his current rate, he could follow in [Dylan] Crews' footsteps and reach his high ceiling when he's eligible for the 2026 Draft."

– **Jesus Cano, MLB.com**

- Burress can claim to have an unofficial piece of the GT home run record since he hit a home run against Georgia that would ultimately not be recorded officially after the game was ended due to rain.

- Last year, Burress became the 1st Yellow Jacket to ever slug over .800 with at least 200 at bats. His .821 slugging percentage led all Division I freshman and 6th overall among those with 200+ ABs.

- Not only did Burress turn heads with his bat but he also set the Georgia Tech record for the most assists by an outfielder in a single season, gunning down 10 runners from his spot in center field.

"He has thunderous bat speed and does a nice job creating leverage in his swing, and shows off plus power, especially to the pull side."

– **Peter Flaherty, Baseball America**

- This season, Burress has placed an emphasis on showing off his base running. After stealing 8 bags on 10 attempts last year, Burress feels that his speed isn't getting enough attention & looks to amend that in 2025.

- He is currently one HR shy of 30 for his career. If he hits one in any of his next 22 games he will reach 30 faster than any Yellow Jacket in history, including such sluggers as Jason Varitek, Mark Teixeira and Kevin Parada

"From Day 1, you never thought he was a freshman. He's a very mature kid. He doesn't mix any words about it. He wants to be a first-round pick. He wants to be the best player in the country. That's what drives him. That's his passion. He is one of those guys that makes everybody around him better. Every day."

– **Danny Hall, ABCA Hall of Famer**

GEORGIA TECH'S TRIPLE CROWN WINNERS

Year	Player	HR	RBI	AVG
1958	Earl Moore	4	15	.287
1959	Roger Kaiser	4	32	.373
1960	George Inman	7	24	.360
1968	Ted Tomasovich	5	38	.381
1975	Frank Turner	2	30	.376
1991	Andy Bruce	22*	96*	.345
1992	<i>Jason Varitek*</i>	11	52	.406*
1993	<i>Jason Varitek</i>	22*	72	.404
1994	Jay Payton	20	102*	.434*
1997	Mark Fischer	24*	98	.354
1999	<i>Mark Teixeira</i>	13	65	.387
2016	Matt Gonzalez	11	54	.378
2024	Drew Burress	25	67	.381

* denotes is/was school record

italics indicates member of College Baseball Hall of Fame

ACTIVE NCAA D1 CAREER SLUGGING % LEADERS

Rank	Player	School	Class	Slug %
1	Drew Burress	Georgia Tech	Soph.	.802
3	Grant Jay	Dallas Baptist	Jr.	.736
2	Nolan Schubart	Oklahoma St.	Jr.	.732
4	John Bay	Austin Peay	Sr.	.716
5	Cael Frost	Nebraska	Sr.	.713
6	Dalton Beck	LSU	Sr.	.711
7	Daniel Cuvet	Miami (FL)	Soph.	.708
8	Jared Jones	LSU	Jr.	.700
9	Ethan Petry	South Carolina	Jr.	.691
10	Wyatt Henseler	Texas A&M	Sr.	.690

* minimum of 200 career ABs

ACTIVE NCAA CAREER SLUGGING % LEADERS - All Divisions


Rank	Player	School	Div.	Slug %
1	Mackenzie Wainwright	Lenoir-Rhyne	II	.887
2	Drew Burress	Georgia Tech	I	.802
3	Caleb Cyr	Johns Hopkins	III	.795
4	Kolby Felix	Colorado Mesa	II	.790
5	Adam Cootway	Wisc-Whitewater	III	.775
6	Dale Francis Jr	Gardner Webb	II / I	.762
7	Brevin McCool	Lubbock Christian	II	.758
8	Adam Paniagua	Regis (Colo.)	II	.757
10	Eli Frank	Wisc-Whitewater	III	.756
10	Sam Angelo	North Carolina	III / I	.756

* minimum of 200 career ABs

2025 RECORD BREAKDOWN

	ACC	Overall
Overall	0-0	11-2
Home	0-0	10-2
Road	0-0	1-0
Neutral	0-0	0-0
Day Games	0-0	10-2
Night Games (6 p.m. or later)	0-0	1-0
Yellow Jackets Score First	0-0	5-1
Opponent Scores First	0-0	6-1
Yellow Jackets Score in 1st inning	0-0	5-1
Walk-off Victories	0-0	2-0
As a Ranked Team (All Polls)	0-0	0-0
Vs. Ranked Team (All Polls)	0-0	0-0
Vs. LHP (starter)	0-0	6-0
Vs. RHP (starter)	0-0	5-2
Yellow Jacket Starter 6+ IP	0-0	0-0
Yellow Jacket Starter 7+ IP	0-0	0-0
Yellow Jacket Starter 8+ IP	0-0	0-0
Hitting A Home Run	0-0	11-0
Not Hitting A Home Run	0-0	0-2
Out Hit Opponent	0-0	10-1
Get Out Hit By Opponent	0-0	1-1
Equal Number of Hits	0-0	0-0
February	0-0	8-2
March	0-0	3-0
April	0-0	0-0
May	0-0	0-0
June	0-0	0-0
Monday	0-0	0-1
Tuesday	0-0	1-0
Wednesday	0-0	2-0
Thursday	0-0	0-0
Friday	0-0	3-0
Saturday	0-0	2-1
Sunday	0-0	3-0
One-Run Games	0-0	1-0
Two-Run Games	0-0	1-1
Three-Run Games	0-0	1-0
Four+ Run Games	0-0	8-1
Leading After 6	0-0	9-2
Trailing After 6	0-0	1-0
Tied After 6	0-0	1-0
Leading After 7	0-0	10-1
Trailing After 7	0-0	1-1
Tied After 7	0-0	0-0
Leading After 8	0-0	7-0
Trailing After 8	0-0	1-2
Tied After 8	0-0	0-0
Shutouts	0-0	0-0
Extra Innings	0-0	0-0
Score 0-5 Runs	0-0	2-1
Score 6-9 Runs	0-0	2-1
Score 10+ Runs	0-0	7-0
Allow 0-5 Runs	0-0	9-1
Allow 6+ Runs	0-0	2-1
Commit 0 Errors	0-0	4-2
Commit 1 Error	0-0	5-0
Commit 2+ Errors	0-0	2-0

HALL OF FAME COACH



- **Danny Hall** is in his 32nd season at Georgia Tech and his 38th overall as a head coach in 2025. He is the winningest baseball coach in Tech history with 1,214 wins.
- Hall, who won his 1,400th career game on April 14, 2024 and his 1,200th win at Georgia Tech on May 12, 2024, stands second among active Division I coaches in career victories entering the 2025 season.
- Prior to the 2024 season, Hall was named to the ABCA Hall of Fame.
 - In his career – both as an assistant and head coach – Hall has been part of over 1,600 victories and seven trips to the College World Series.
 - Hall has led Tech to the NCAA Tournament on 22 occasions and guided the Jackets to the NCAA College World Series in 1994, 2002 and 2006 -- the program's only three berths.

HALL BY THE NUMBERS

1,422	Career wins as a head coach
1,214	Wins at Georgia Tech
163	Total draft picks coached at Tech
141	All-ACC honors
121	All-American selections by 46 GT players
52	Tech's school record for wins set in 2002
29	Freshman all-Americans
22	NCAA Regional appearances at Tech
18	Top-two ACC offensive finishes
19	Academic all-America honors by GT players
15	Yellow Jackets drafted in the first round
7	ACC regular season/division titles ('97, '00, '04, '05, '11, '19, '21)
6	NCAA Super Regional appearances at Tech
5	ACC tournament titles (2000, 2003, 2005, 2012, 2014)
3	ACC tournament titles (2000, 2003, 2005, 2012, 2014)

WINNINGEST ACTIVE DIVISION I BASEBALL COACHES

Name	Seasons	Current School	At School Since	Wins	Losses	Ties	Win %
Paul Mainieri	40	South Carolina	2025	1516	780	7	.660
Danny Hall	38	Georgia Tech	1994	1422	776	1	.647
Elliott Avent	37	NC State	1996	1268	831	2	.604
Dave Van Horn	32	Arkansas	2003	1266	626	0	.669
Rich Hill	38	Hawaii	2022	1183	800	4	.596
Steve Owens	34	Rutgers	2020	1051	585	3	.642
Rick Heller	38	Iowa	2014	1046	784	5	.571
Tim Corbin	29	Vanderbilt	2003	1037	584	1	.640
Mike Bianco	28	Ole Miss	2001	1017	615	1	.623
Rich Maloney	30	Ball St.	2013	997	651	2	.605

TEAM GAME HIGHS

Batting	
At bats.....	39 - vs West Georgia (Feb 26, 2025)
Runs scored.....	16 - vs West Georgia (Feb 26, 2025)
.....	16 - vs Western Michigan (Feb 28, 2025)
Hits.....	18 - vs Western Michigan (Mar 01, 2025)
RBI's.....	16 - vs Western Michigan (Feb 28, 2025)
Doubles.....	7 - vs Marshall (Feb 23, 2025)
.....	7 - vs Western Michigan (Mar 02, 2025)
Triples.....	1 - vs West Georgia (Feb 26, 2025)
.....	1 - vs Western Michigan (Feb 28, 2025)
Home runs.....	4 - vs Western Michigan (Feb 28, 2025)
Total bases.....	32 - vs West Georgia (Feb 26, 2025)
.....	32 - vs Western Michigan (Feb 28, 2025)
Walks.....	9 - vs West Georgia (Feb 26, 2025)
Strikeouts.....	13 - vs Old Dominion (Feb 15, 2025)
Sac hits.....	3 - vs Old Dominion (Feb 14, 2025)
Sac flies.....	2 - (5 times)
Stolen bases.....	6 - vs West Georgia (Feb 26, 2025)
Hit by pitch.....	4 - vs Marshall (Feb 22, 2025)
.....	4 - vs Marshall (Feb 23, 2025)
.....	4 - vs Western Michigan (Mar 02, 2025)
Caught stealing.....	1 - at Georgia Southern (Feb 18, 2025)
.....	1 - vs Marshall (Feb 24, 2025)
.....	1 - vs Western Michigan (Mar 02, 2025)
Runners LOB.....	14 - vs Marshall (Feb 22, 2025)
Hit into DP.....	1 - (5 times)
Fielding	
Putouts.....	27 - (9 times)
Assists.....	15 - vs Marshall (Feb 23, 2025)
Errors.....	2 - vs Marshall (Feb 23, 2025)
.....	2 - vs Kennesaw State (Mar 04, 2025)
Passed balls.....	2 - vs Western Michigan (Feb 28, 2025)
DPs turned.....	2 - vs Old Dominion (Feb 14, 2025)
Pitching	
Innings pitched.....	9.0 - (9 times)
Runs allowed.....	12 - vs Marshall (Feb 24, 2025)
Earned runs.....	12 - vs Marshall (Feb 24, 2025)
Walks allowed.....	7 - vs Old Dominion (Feb 15, 2025)
Strikeouts.....	16 - vs Old Dominion (Feb 15, 2025)
Hits allowed.....	16 - vs Marshall (Feb 24, 2025)
Doubles allowed.....	3 - (4 times)
Triples allowed.....	1 - vs Marshall (Feb 21, 2025)
.....	1 - vs Kennesaw State (Mar 04, 2025)
Homers allowed.....	4 - vs Marshall (Feb 24, 2025)
Wild pitches.....	2 - vs West Georgia (Feb 26, 2025)
.....	2 - vs Western Michigan (Mar 02, 2025)
.....	2 - vs Kennesaw State (Mar 04, 2025)
Hit batters.....	8 - vs Marshall (Feb 23, 2025)

INDIVIDUAL GAME HIGHS

Batting	
At bats:	5 - (14 times)
Runs scored:	3 - (6 times)
Hits:	3 - (11 times)
RBI's:	5 - Alex Hernandez vs Marshall (Feb 21)
.....	5 - Kent Schmidt vs West Georgia (Feb 26)
Doubles:	2 - (4 times)
Triples:	1 - Tyler Neises vs West Georgia (Feb 26)
.....	1 - Parker Brosius vs W. Michigan (Feb 28)
Home runs:	1 - (21 times)
Total bases:	7 - Drew Burress vs Marshall (Feb 21)
Walks:	2 - (9 times)
Strikeouts:	3 - Parker Brosius vs Old Dominion (Feb 14)
.....	3 - Drew Rogers vs W. Michigan (Mar 01)
.....	3 - Parker Brosius vs Kennesaw State (Mar 04)
Sac hits:	1 - (5 times)
Sac flies:	1 - (14 times)
Stolen bases:	2 - Drew Burress vs West Georgia (Feb 26)
Hit by pitch:	2 - Vahn Lackey vs Marshall (Feb 23)
Caught stealing:	1 - Carson Kerce at Georgia Southern (Feb 18)
.....	1 - Nathan Waugh vs Marshall (Feb 24)
.....	1 - Drew Burress vs W. Michigan (Mar 02)
Runners LOB:	5 - Alex Hernandez vs W. Michigan (Mar 02)
Fielding	
Putouts:	14 - Vahn Lackey vs Old Dominion (Feb 16)
Assists:	6 - Kyle Lodise vs Marshall (Feb 23)
Errors:	1 - (9 times)
Passed balls:	2 - Drew Rogers vs Western Michigan (Feb 28)
Pitching	
Innings pitched:	5.1 - Mason Patel at Georgia Southern (Feb 18)
Runs allowed:	4 - Caden Spivey vs Kennesaw State (Mar 04)
Earned runs:	3 - (12 times)
Walks allowed:	5 - Riley Stanford vs Western Michigan (Mar 02)
Strikeouts:	10 - Tate McKee vs Western Michigan (Feb 28)
Hits allowed:	7 - Tate McKee vs Western Michigan (Feb 28)
.....	7 - Riley Stanford vs Western Michigan (Mar 02)
Doubles allowed:	2 - (5 times)
Triples allowed:	1 - Tate McKee vs Marshall (Feb 21)
.....	1 - Caden Spivey vs Kennesaw State (Mar 04)
Homers allowed:	1 - (8 times)
Wild pitches:	2 - Kayden Campbell vs Western Michigan (Mar 02)
Hit batters:	5 - Riley Stanford vs Marshall (Feb 23)

STARTERS

STARTING PITCHERS GAME-BY-GAME

STARTING PITCHER RECORDS

PITCHER	2025 Starts	2025 Record	Career Record
Tate McKee	3	2-0	5-2
Brady Jones	3	1-0	1-0
Riley Stanford	3	0-0	0-0
Connor Chicoli	2	0-0	0-0
Caden Spivey	2	0-0	0-0

* CAREER RECORD IS RECORD AS A STARTER (NOT OVERALL)

PITCHER	DATE	OPPONENT	DEC.	IP	H	R	ER	BB	SO	NP	SCORE W/LEFT	FINAL
Tate McKee	2/14	Old Dominion	ND	5.0	2	1	0	2	3	72	1-1	W, 3-2
Brady Jones	2/15	Old Dominion	ND	0.0	1	3	3	3	0	22	0-3	W, 7-3
Riley Stanford	2/16	Old Dominion	ND	4.0	5	1	1	1	5	68	0-1	W, 7-4
Connor Chicoli	2/18	at GASO	ND	2.0	5	3	3	0	0	30	1-3	W, 5-3
Tate McKee	2/21	Marshall	WIN	5.0	3	1	1	2	6	75	9-1	W, 12-1
Brady Jones	2/22	Marshall	ND	5.0	1	1	1	2	7	70	1-1	L, 2-4
Riley Stanford	2/23	Marshall	ND	4.0	2	3	1	2	3	76	5-3	W, 11-6
Caden Spivey	2/24	Marshall	ND	3.0	2	2	2	2	3	61	5-2	L, 8-12
Connor Chicoli	2/26	West Georgia	ND	4.0	6	3	3	0	3	57	5-3	W, 16-7
Tate McKee	2/28	Western Michigan	WIN	5.0	7	3	3	2	10	85	8-4	W, 16-4
Brady Jones	3/1	Western Michigan	WIN	5.0	3	1	0	3	9	89	5-1	W, 14-1
Riley Stanford	3/2	Western Michigan	ND	4.0	7	3	3	5	6	98	8-3	W, 13-3
Caden Spivey	3/4	Kennesaw State	ND	1.1	4	4	3	2	3	42	2-4	W, 11-4

BULLPEN GAME-BY-GAME

OPPONENT	DATE	W-L-S	PITCHERS	INN.	IP	H	R-ER	BB-SO
Old Dominion	Feb. 14	1-0-0	Ballard, Paden (W)	6th	4.0	4	1-1	0-7
Old Dominion	Feb. 15	1-0-0	Gaudette, Spivey, Swygert, Barfield, McMullen, Royer (W)	1st	9.0	3	0-0	4-16
Old Dominion	Feb. 16	1-0-1	Buursema, Campbell (W), Evans, Hernandez (SV)	5th	5.0	4	3-3	4-9
at GASO	Feb. 18	1-0-1	Patel (W), Gaudette, Paden (SV)	3rd	7.0	2	0-0	1-12
Marshall	Feb. 21	0-0-0	Swygert, Campbell	6th	2.0	1	0-0	0-2
Marshall	Feb. 22	0-1-0	Ballard, Gaudette, McMullen	6th	4.0	4	3-3	2-4
Marshall	Feb. 23	1-0-0	Buursema, Patel (W), Royer, Lankie. Johnson	5th	5.0	6	3-3	2-4
Marshall	Feb. 24	0-1-0	Swygert, Gaudette, Hernandez, Campbell, Musci, Barfield	4th	6.0	14	10-10	3-7
West Georgia	Feb. 26	1-0-0	Barfield, Royer, Patel, Johnson, McKelvey	5th	5.0	8	4-4	1-5
Western Michigan	Feb. 28	0-0-1	Buursema, Gaudette, Ballard (SV)	6th	4.0	1	1-1	0-3
Western Michigan	March 1	0-0-0	Swygert, Paden	6th	2.0	2	0-0	1-2
Western Michigan	March 2	1-0-0	McMullen (W), Campbell	5th	3.0	2	0-0	1-4
Kennesaw State	March 4	1-0-0	Patel (W), Gaudette, Swygert, Hernandez, Royer	2nd	7.2	6	0-0	1-9

2025 OVERALL STATS

@GTBASEBALL
Overall Statistics for Georgia Tech (as of Mar 04, 2025)
(All games Sorted by Batting avg)

Record: 11-2 Home: 10-2 Away: 1-0 ACC: 0-0

Player	avg	gp-gs	ab	r	h	2b	3b	hr	rbi	tb	slg%	bb	hp	so	gdp	ob%	sf	sh	sb-att	po	a	e	fld%	
Kent Schmidt	.447	13-13	47	19	21	6	0	2	17	33	.702	10	3	4	0	.548	2	0	2-2	78	0	0	1.000	
Carson Kerce	.421	13-12	38	11	16	8	0	0	8	24	.632	2	2	6	1	.465	1	1	2-3	12	20	0	1.000	
Vahn Lackey	.417	13-13	48	13	20	4	0	1	9	27	.563	3	4	9	1	.474	2	1	4-4	81	16	1	.990	
Kyle Lodise	.391	13-13	46	19	18	6	0	4	13	36	.783	13	4	10	0	.547	1	0	4-4	12	33	2	.957	
Drew Burress	.360	13-13	50	15	18	6	0	4	16	36	.720	12	1	11	0	.477	2	0	5-6	27	1	0	1.000	
Tyler Neises	.333	11-7	30	7	10	2	1	1	8	17	.567	5	1	3	0	.432	1	0	1-1	8	1	1	.900	
Alex Hernandez	.327	13-13	52	13	17	4	0	5	18	36	.692	5	1	6	1	.383	2	0	0-0	20	5	0	1.000	
Caleb Daniel	.292	8-7	24	6	7	3	0	0	1	10	.417	3	2	0	0	.414	0	0	1-1	6	11	0	1.000	
Parker Brosius	.289	13-11	38	5	11	3	1	0	13	16	.421	6	3	14	0	.400	3	1	8-8	22	0	3	.880	
Drew Rogers	.250	7-7	24	4	6	0	0	3	11	15	.625	2	0	14	0	.308	0	1	0-0	60	8	1	.986	
Nathan Waugh	.217	9-7	23	8	5	1	0	1	5	9	.391	6	0	8	1	.379	0	0	0-1	0	0	0	.000	

Will Baker	.125	6-1	8	2	1	1	0	0	0	2	.250	0	0	3	0	.125	0	1	0-0	1	3	0	1.000	
Connor Shouse	.000	4-0	2	3	0	0	0	0	0	0	.000	0	2	0	0	.500	0	0	1-1	0	0	0	.000	
Nahanael Coupet	.000	2-0	2	0	0	0	0	0	0	0	.000	0	0	2	0	.000	0	0	0-0	1	0	0	1.000	
Joshua Evans	.000	4-0	0	0	0	0	0	0	0	0	.000	0	0	0	0	.000	0	0	0-0	2	0	0	1.000	
Totals	.347	13	432	125	150	44	2	21	119	261	.604	67	23	90	4	.448	14	5	28-31	333	108	9	.980	
Opponents	.252	13	417	54	105	20	2	8	52	153	.367	46	22	142	5	.352	6	4	10-15	303	87	15	.963	

LOB - Team (113), Opp (108). DPs turned - Team (5), Opp (6). IBB - Team (1), Burress, D 1.

(All games Sorted by Earned run avg)

Player	era	w-l	app	gs	cg	sho	sv	ip	h	r	er	bb	so	2b	3b	hr	b/avg	wp	hp	bk	sfa	sha		
Mason Patel	0.00	4-0	4	0	0	0/0	0	12.1	5	0	0	2	15	1	0	0	.119	1	1	0	0	0		
Tate McKee	2.40	2-0	3	3	0	0/0	0	15.0	12	5	4	6	19	3	1	0	.226	1	1	0	0	0		
Brady Jones	3.60	1-0	3	3	0	0/0	0	10.0	5	5	4	8	16	0	0	1	.147	1	2	0	0	1		
Riley Stanford	3.75	0-0	3	3	0	0/0	0	12.0	14	7	5	8	14	2	0	1	.311	0	7	0	0	1		

Cooper McMullen	0.00	1-0	3	0	0	0/0	0	5.1	3	0	0	2	4	1	0	0	.176	0	0	0	0	1		
Jaylen Paden	0.00	1-0	3	0	0	0/0	1	4.0	1	0	0	2	7	0	0	0	.083	0	0	0	0	0		
Ryan Johnson	0.00	0-0	2	0	0	0/0	0	2.0	1	0	0	0	3	1	0	0	.143	0	0	0	0	0		
Adam McKelvey	0.00	0-0	1	0	0	0/0	0	0.2	1	0	0	0	1	0	0	0	.500	0	0	0	0	0		
Joshua Evans	0.00	0-0	1	0	0	0/0	0	0.1	0	0	0	1	0	0	0	0	.000	0	1	0	0	0		
Sam Swygert	1.17	0-0	5	0	0	0/0	0	7.2	8	1	1	2	8	2	0	0	.258	1	1	0	1	0		
Kayden Campbell	3.38	1-0	4	0	0	0/0	0	2.2	3	1	1	1	5	0	0	1	.273	2	1	0	0	0		
Caden Gaudette	3.52	0-0	6	0	0	0/0	0	7.2	8	3	3	1	13	1	0	1	.267	0	0	0	2	0		
Brett Barfield	5.40	0-0	3	0	0	0/0	0	1.2	2	1	1	1	1	0	0	1	.333	0	1	0	0	0		
Carson Ballard	6.00	0-1	3	0	0	0/0	1	6.0	8	4	4	0	8	2	0	0	.308	0	1	0	0	0		
Caden Spivey	6.14	0-0	3	2	0	0/0	0	7.1	7	6	5	5	11	1	1	0	.241	1	1	0	1	0		
Cole Royer	7.36	1-0	4	0	0	0/0	0	3.2	6	3	3	1	4	0	0	0	.375	1	1	0	0	0		
Connor Chicoli	9.00	0-0	2	2	0	0/0	0	6.0	11	6	6	0	3	4	0	1	.423	0	0	0	1	1		
Alex Hernandez	9.00	0-1	3	0	0	0/0	1	3.0	2	3	3	2	3	0	0	1	.182	0	0	0	0	0		
Porter Buursema	13.50	0-0	3	0	0	0/0	0	2.2	3	4	4	3	6	0	0	0	.300	0	4	0	1	0		
Thorpe Musci	27.00	0-0	1	0	0	0/0	0	0.2	1	2	2	1	1	0	0	1	.333	1	0	0	0	0		
Jake Lankie	81.00	0-0	1	0	0	0/0	0	0.1	4	3	3	0	0	2	0	0	.800	0	0	0	0	0		
Totals	3.97	11-2	13	13	0	0/0	3	111.0	105	54	49	46	142	20	2	8	.252	9	22	0	6	4		
Opponents	10.16	2-11	13	13	0	0/0	1	101.0	150	125	114	67	90	44	2	21	.347	14	23	1	14	5		

PB - Team (3), Rogers, D 3, Opp (1). Pickoffs - Team (2), Lackey, V 1, Stanford, R 1. SBA/ATT - Rogers, D (4-8), Lackey, V (6-7), Stanford, R (3-5), McKee, T (3-5), Gaudette, C (2-2), Hernandez, A (1-1), Royer, C (0-1), Chicoli, C (1-1).

2025 SEASON SUMMARY

**@GTBASEBALL
 Games Summary for Georgia Tech (as of Mar 05, 2025)
 (All games)**

Score by innings	1	2	3	4	5	6	7	8	9	Total
Georgia Tech	12	21	15	7	12	31	13	6	8	125
Opponents	7	7	6	4	3	8	9	5	5	54

Record when ...

Overall	11-2	After 6 leading	9-2
Conference	0-0 trailing	1-0
Non-Conference	11-2 tied	1-0
Home games	10-2	After 7 leading	7-1
Away games	1-0 trailing	1-1
Neutral site	0-0 tied	0-0
Day games	10-2	After 8 leading	7-0
Night games	1-0 trailing	1-2
vs Left starter	6-0 tied	0-0
vs Right starter	5-2		
1-Run games	1-0	Hit 0 home runs	0-2
2-Run games	1-1	... 1 home run	5-0
5+Run games	7-0	... 2+ home runs	6-0
Extra innings	0-0		
Shutouts	0-0	Opponent 0 home runs	8-0
	 1 home run	3-1
	 2+ HRs	0-1
Scoring 0-2 runs	0-1		
..... 3-5 runs	2-0		
..... 6-9 runs	2-1	Made 0 errors	4-2
..... 10+ runs	7-0 1 error	5-0
	 2+ errors	2-0
Opponent 0-2 runs	3-0		
..... 3-5 runs	6-1	Opp. made 0 errors	4-0
..... 6-9 runs	2-0 1 error	4-1
..... 10+ runs	0-1 2+ errors	3-1
Scored in 1st inning	5-1	Out-hit opponent	10-1
Opp. scored in 1st	4-0	Out-hit by opponent	1-1
Scores first	5-1	Hits are tied	0-0
Opp. scores first	6-1		

Record when team scores:

Runs	0	1	2	3	4	5	6	7	8	9	10+
W-L	0-0	0-0	0-1	1-0	0-0	1-0	0-0	2-0	0-1	0-0	7-0

Record when opponent scores:

Runs	0	1	2	3	4	5	6	7	8	9	10+
W-L	0-0	2-0	1-0	3-0	3-1	0-0	1-0	1-0	0-0	0-0	0-1

Record when leading after:

Inn.	1	2	3	4	5	6	7	8
W-L	4-1	5-1	6-1	8-1	9-1	9-2	7-1	7-0

Record when trailing after:

Inn.	1	2	3	4	5	6	7	8
W-L	3-0	4-0	3-0	2-0	2-0	1-0	1-1	1-2

Record when tied after:

Inn.	1	2	3	4	5	6	7	8
W-L	4-1	2-1	2-1	1-1	0-1	1-0	0-0	0-0

Current winning streak: 5
 Longest winning streak: 5
 Longest losing streak: 1

Home attendance : 14522 (12 dates avg = 1210)
 Away attendance : 2966 (1 dates avg = 2966)
 Total attendance: 17488 (13 dates avg = 1345)

2025 SITUATIONAL STATS

@GTBASEBALL
Batting Analysis for Georgia Tech (as of Mar 05, 2025)
(All games Sorted by Player Name)

Player	vs left			vs right			w/runners			w/bases empty			w/bases loaded			as leadoff			fly	gnd	fly/
	h	ab	avg	h	ab	avg	h	ab	avg	h	ab	avg	h	ab	avg	rch	op	pct	out	out	gnd
Will Baker	0	3	.000	1	5	.200	0	5	.000	1	3	.333	0	0	.000	0	2	.000	2	2	1.0
Parker Brosius	2	13	.154	9	25	.360	8	27	.296	3	11	.273	0	1	.000	0	2	.000	14	2	7.0
Drew Burress	5	16	.313	13	34	.382	9	30	.300	9	20	.450	1	3	.333	3	7	.429	15	7	2.1
Nahanael Coupet	0	0	.000	0	2	.000	0	2	.000	0	0	.000	0	1	.000	0	0	.000	0	0	0.0
Caleb Daniel	1	4	.250	6	20	.300	3	11	.273	4	13	.308	0	0	.000	3	5	.600	8	9	0.9
Alex Hernandez	5	16	.313	12	36	.333	9	32	.281	8	20	.400	1	2	.500	7	10	.700	16	14	1.1
Carson Kerce	7	13	.538	9	25	.360	6	17	.353	10	21	.476	0	3	.000	6	15	.400	12	6	2.0
Vahn Lackey	8	18	.444	12	30	.400	13	26	.500	7	22	.318	0	1	.000	5	12	.417	10	11	0.9
Kyle Lodise	4	12	.333	14	34	.412	8	20	.400	10	26	.385	0	1	.000	17	22	.773	10	8	1.2
Tyler Neises	2	9	.222	8	21	.381	8	20	.400	2	10	.200	1	2	.500	2	6	.333	9	7	1.3
Drew Rogers	2	7	.286	4	17	.235	5	17	.294	1	7	.143	1	2	.500	2	4	.500	1	4	0.2
Kent Schmidt	7	17	.412	14	30	.467	15	33	.455	6	14	.429	0	1	.000	7	11	.636	15	9	1.7
Connor Shouse	0	0	.000	0	2	.000	0	2	.000	0	0	.000	0	1	.000	1	1	1.000	0	2	0.0
Nathan Waugh	1	10	.100	4	13	.308	4	17	.235	1	6	.167	0	0	.000	4	7	.571	4	4	1.0
Totals	44	13	.319	106	29	.361	88	25	.340	62	17	.358	4	18	.222	57	10	.548	116	85	1.4
Opponents	6	20	.300	99	39	.249	47	20	.226	58	20	.278	4	15	.267	42	11	.378	87	90	1.0

Player	pinch hitting			w/runners in scoring pos			w/runner on 3r and LT 2 out			with 2 outs			success adv runners			2- rnrns						
	h	ab	avg	h	ab	avg	rbi	op	pct	h	ab	avg	adv	op	pct	rbi	w/o	lob	rch	rch	err	fc
Will Baker	1	4	.250	0	2	.000	0	0	.000	1	2	.500	2	6	.333	0	1	1	1	0	0	0
Parker Brosius	1	1	1.000	6	16	.375	5	7	.714	6	17	.353	19	36	.528	6	6	12	1	0	3	3
Drew Burress	0	0	.000	7	17	.412	3	4	.750	7	18	.389	18	35	.514	3	7	13	1	3	2	2
Nahanael Coupet	0	1	.000	0	2	.000	0	0	.000	0	2	.000	0	2	.000	0	0	4	0	0	0	0
Caleb Daniel	1	1	1.000	1	8	.125	0	0	.000	3	11	.273	8	14	.571	0	1	7	0	1	0	0
Alex Hernandez	0	0	.000	4	21	.190	5	7	.714	3	18	.167	18	37	.486	5	4	18	1	2	2	2
Carson Kerce	0	0	.000	4	10	.400	5	6	.833	6	11	.545	10	20	.500	2	2	11	0	2	1	1
Vahn Lackey	0	0	.000	6	14	.429	5	7	.714	4	11	.364	19	30	.633	1	6	9	1	1	5	5
Kyle Lodise	0	0	.000	3	11	.273	3	3	1.000	4	11	.364	13	24	.542	5	2	7	1	1	6	6
Tyler Neises	1	2	.500	6	12	.500	2	3	.667	2	9	.222	16	24	.667	2	4	3	2	0	1	1
Drew Rogers	0	0	.000	5	13	.385	2	4	.500	1	11	.091	6	18	.333	3	1	10	0	0	3	3
Kent Schmidt	0	0	.000	12	19	.632	4	6	.667	5	11	.455	24	38	.632	3	8	8	0	1	1	1
Connor Shouse	0	2	.000	0	2	.000	0	0	.000	0	1	.000	1	2	.500	0	0	3	0	1	0	0
Nathan Waugh	1	2	.500	3	12	.250	2	6	.333	1	5	.200	7	17	.412	2	1	6	0	2	2	2
Totals	5	13	.385	57	15	.358	36	53	.679	43	13	.312	161	30	.531	32	43	113	8	14	26	26
Opponents	5	15	.333	31	12	.244	20	29	.690	26	13	.200	98	24	.403	11	22	108	4	14	33	33

Success Advancing Runners = percentage of times the batter advanced at least one runner during a plate appearance
 #Rnrns Adv w/Out = TOTAL number of runners advanced when the player made an out

STARTING PITCHER STATS (All games Sorted by Earned run avg)

Player	era	w-l	app	gs	cg	sho	sv	ip	h	r	er	bb	so	2b	3b	hr	b/avg	wp	hp	bk	sfa	sha
Tate McKee	2.40	2-0	3	3	0	0/0	0	15.0	12	5	4	6	19	3	1	0	.226	1	1	0	0	0
Brady Jones	3.60	1-0	3	3	0	0/0	0	10.0	5	5	4	8	16	0	0	1	.147	1	2	0	0	1
Riley Stanford	3.75	0-0	3	3	0	0/0	0	12.0	14	7	5	8	14	2	0	1	.311	0	7	0	0	1
Connor Chicoli	9.00	0-0	2	2	0	0/0	0	6.0	11	6	6	0	3	4	0	1	.423	0	0	0	1	1
Caden Spivey	10.38	0-0	2	2	0	0/0	0	4.1	6	6	5	4	6	1	1	0	.316	1	1	0	1	0
Totals	4.56	3-0	13	13	0	0/0	0	47.1	48	29	24	26	58	10	2	3	.271	3	11	0	2	3
Opponents	10.28	1-6	13	13	0	0/0	0	44.2	68	55	51	25	39	25	0	11	.347	7	7	0	7	2

BULLPEN STATS (All games Sorted by Earned run avg)

Player	era	w-l	app	gs	cg	sho	sv	ip	h	r	er	bb	so	2b	3b	hr	b/avg	wp	hp	bk	sfa	sha
Mason Patel	0.00	4-0	4	0	0	0/0	0	12.1	5	0	0	2	15	1	0	0	.119	1	1	0	0	0
Cooper McMullen	0.00	1-0	3	0	0	0/0	0	5.1	3	0	0	2	4	1	0	0	.176	0	0	0	0	1
Jaylen Paden	0.00	1-0	3	0	0	0/0	1	4.0	1	0	0	2	7	0	0	0	.083	0	0	0	0	0
Caden Spivey	0.00	0-0	1	0	0	0/0	0	3.0	1	0	0	1	5	0	0	0	.100	0	0	0	0	0
Ryan Johnson	0.00	0-0	2	0	0	0/0	0	2.0	1	0	0	0	3	1	0	0	.143	0	0	0	0	0
Adam McKelvey	0.00	0-0	1	0	0	0/0	0	0.2	1	0	0	0	1	0	0	0	.500	0	0	0	0	0
Joshua Evans	0.00	0-0	1	0	0	0/0	0	0.1	0	0	0	1	0	0	0	0	.000	0	1	0	0	0
Sam Swygert	1.17	0-0	5	0	0	0/0	0	7.2	8	1	1	2	8	2	0	0	.258	1	1	0	1	0
Kayden Campbell	3.38	1-0	4	0	0	0/0	0	2.2	3	1	1	1	5	0	0	1	.273	2	1	0	0	0
Caden Gaudette	3.52	0-0	6	0	0	0/0	0	7.2	8	3	3	1	13	1	0	1	.267	0	0	0	2	0
Brett Barfield	5.40	0-0	3	0	0	0/0	0	1.2	2	1	1	1	1	0	0	1	.333	0	1	0	0	0
Carson Ballard	6.00	0-1	3	0	0	0/0	1	6.0	8	4	4	0	8	2	0	0	.308	0	1	0	0	0
Cole Royer	7.36	1-0	4	0	0	0/0	0	3.2	6	3	3	1	4	0	0	0	.375	1	1	0	0	0
Alex Hernandez	9.00	0-1	3	0	0	0/0	1	3.0	2	3	3	2	3	0	0	1	.182	0	0	0	0	0
Porter Buursema	13.50	0-0	3	0	0	0/0	0	2.2	3	4	4	3	6	0	0	0	.300	0	4	0	1	0
Thorpe Musci	27.00	0-0	1	0	0	0/0	0	0.2	1	2	2	1	1	0	0	1	.333	1	0	0	0	0
Jake Lankie	81.00	0-0	1	0	0	0/0	0	0.1	4	3	3	0	0	2	0	0	.800	0	0	0	0	0
Totals	3.53	8-2	13	0	0	0/0	3	63.2	57	25	25	20	84	10	0	5	.238	6	11	0	4	1
Opponents	10.07	1-5	13	0	0	0/0	1	56.1	82	70	63	42	51	19	2	10	.347	7	16	1	7	3

TEAM GAME-BY-GAME

Date	Opponent	ab	r	h	rbi	2b	3b	hr	tb	bb	ibb	sb	cs	hbp	sac	sf	gdp	k	po	a	e	lob	avg
Feb 14	OLD DOMINION	24	3	3	3	1	0	1	7	5	0	0	0	1	3	0	1	7	27	9	1	6	.125
Feb 15	OLD DOMINION	31	7	6	7	1	0	1	10	7	0	1	0	0	0	0	1	13	27	7	1	7	.164
Feb 16	OLD DOMINION	34	7	11	6	4	0	1	18	3	0	2	0	2	0	2	0	10	27	5	1	10	.225
Feb 18	at Georgia Southern	34	5	9	5	3	0	2	18	4	0	2	1	1	0	0	1	8	27	8	0	7	.236
Feb 21	MARSHALL	31	12	13	11	4	0	3	26	7	0	2	0	0	0	2	0	4	21	5	0	10	.273
Feb 22	MARSHALL	34	2	7	2	3	0	0	10	5	0	0	0	4	0	0	0	2	27	8	0	14	.261
Feb 23	MARSHALL	36	11	15	11	7	0	2	28	1	0	5	0	4	2	2	0	6	27	15	2	10	.286
Feb 24	MARSHALL	33	8	9	7	2	0	0	11	8	0	3	1	2	0	1	1	8	27	9	0	9	.284
Feb 26	WEST GEORGIA	39	16	17	15	4	1	3	32	9	0	6	0	1	0	2	0	6	27	11	0	11	.304
Feb 28	WESTERN MICHIG	38	16	15	16	3	1	4	32	4	0	1	0	2	0	0	0	5	27	9	1	4	.314
Mar 01	WESTERN MICHIG	34	14	18	14	4	0	1	25	3	0	3	0	1	0	2	0	6	21	8	1	8	.334
Mar 02	WESTERN MICHIG	30	13	14	12	7	0	1	24	5	0	3	1	4	0	1	0	4	21	8	0	9	.344
Mar 04	KENNESAW STAT	34	11	13	10	1	0	2	20	6	1	0	0	1	0	2	0	11	27	6	2	8	.347
Totals		432	125	150	119	44	2	21	261	67	1	28	3	23	5	14	4	90	333	108	9	113	.347

Date	Opponent	ip	h	r	er	bb	so	2b	3b	hr	wp	bk	hbp	dp	ibb	score	w-l	sv	era
Feb 14	OLD DOMINION	9.0	6	2	1	2	10	1	0	0	0	0	1	2	0	3-2	1-0	0	1.00
Feb 15	OLD DOMINION	9.0	4	3	3	7	16	0	0	0	0	0	2	0	0	7-3	2-0	0	2.00
Feb 16	OLD DOMINION	9.0	9	4	4	5	14	0	0	1	0	0	2	0	0	7-4	3-0	1	2.67
Feb 18	at Georgia Southern	9.0	7	3	3	1	12	2	0	1	0	0	0	0	0	5-3	4-0	2	2.75
Feb 21	MARSHALL	7.0	4	1	1	2	8	1	1	0	0	0	0	0	0	12-1	5-0	2	2.51
Feb 22	MARSHALL	9.0	5	4	4	4	11	0	0	1	0	0	1	0	0	2-4	5-1	2	2.77
Feb 23	MARSHALL	9.0	8	6	4	4	7	3	0	0	0	0	8	0	0	11-6	6-1	2	2.95
Feb 24	MARSHALL	9.0	16	12	12	5	10	3	0	4	1	0	2	0	0	8-12	6-2	2	4.11
Feb 26	WEST GEORGIA	9.0	14	7	7	1	8	3	0	1	2	0	0	1	0	16-7	7-2	2	4.44
Feb 28	WESTERN MICHIG	9.0	8	4	4	2	13	3	0	0	1	0	3	0	0	16-4	8-2	3	4.40
Mar 01	WESTERN MICHIG	7.0	5	1	0	4	11	0	0	0	1	0	1	1	0	14-1	9-2	3	4.07
Mar 02	WESTERN MICHIG	7.0	9	3	3	6	10	2	0	0	2	0	2	1	0	13-3	10-2	3	4.06
Mar 04	KENNESAW STAT	9.0	10	4	3	3	12	2	1	0	2	0	0	0	0	11-4	11-2	3	3.97
Totals		111.0	105	54	49	46	142	20	2	8	9	0	22	5	0	125-54	11-2	3	3.97

GT BASEBALL CAREER STATS - AT GEORGIA TECH

Will Baker

Year	avg	gp-gs	ab	r	h	2b	3b	hr	rbi	tb	slg%	bb	hbp	so	gdp	ob%	sf	sh	sb-att	po	a	e	fld%
2025	.125	6-1	8	2	1	1	0	0	0	2	.250	0	0	3	0	.125	0	1	0-0	1	3	0	1.000
TOTAL	.125	6-1	8	2	1	1	0	0	0	2	.250	0	0	3	0	.125	0	1	0-0	1	3	0	1.000

Carson Ballard

Year	avg	gp-gs	ab	r	h	2b	3b	hr	rbi	tb	slg%	bb	hbp	so	gdp	ob%	sf	sh	sb-att	po	a	e	fld%
2024	.000	0-0	0	0	0	0	0	0	0	0	.000	0	0	0	0	.000	0	0	0-0	3	2	3	.625
TOTAL	.000	0-0	0	0	0	0	0	0	0	0	.000	0	0	0	0	.000	0	0	0-0	3	2	3	.625

Year	era	w-l	app	gs	cq	sho	sv	ip	h	r	er	bb	so	2b	3b	hr	bf	bavq	wp	hbp	bk	sfa	sha
2024	4.41	2-2	13	6	0	0/1	1	34.2	38	22	17	9	26	7	0	6	148	.286	1	2	1	1	3
2025	6.00	0-1	3	0	0	0/0	1	6.0	8	4	4	0	8	2	0	0	27	.308	0	1	0	0	0
TOTAL	4.65	2-3	16	6	0	0/1	2	40.2	46	26	21	9	34	9	0	6	175	.289	1	3	1	1	3

Brett Barfield

Year	avg	gp-gs	ab	r	h	2b	3b	hr	rbi	tb	slg%	bb	hbp	so	gdp	ob%	sf	sh	sb-att	po	a	e	fld%
2024	.000	0-0	0	0	0	0	0	0	0	0	.000	0	0	0	0	.000	0	0	0-0	0	1	1	.500
2025	.000	0-0	0	0	0	0	0	0	0	0	.000	0	0	0	0	.000	0	0	0-0	1	0	0	1.000
TOTAL	.000	0-0	0	0	0	0	0	0	0	0	.000	0	0	0	0	.000	0	0	0-0	1	1	1	.667

Year	era	w-l	app	gs	cq	sho	sv	ip	h	r	er	bb	so	2b	3b	hr	bf	bavq	wp	hbp	bk	sfa	sha
2024	6.75	0-0	16	0	0	0/0	0	16.0	22	15	12	10	18	6	0	1	83	.314	0	3	0	0	0
2025	5.40	0-0	3	0	0	0/0	0	1.2	2	1	1	1	1	0	0	1	8	.333	0	1	0	0	0
TOTAL	6.62	0-0	19	0	0	0/0	0	17.2	24	16	13	11	19	6	0	2	91	.316	0	4	0	0	0

Parker Brosius

Year	avg	gp-gs	ab	r	h	2b	3b	hr	rbi	tb	slg%	bb	hbp	so	gdp	ob%	sf	sh	sb-att	po	a	e	fld%
2023	.182	30-0	11	7	2	0	0	0	1	2	.182	2	0	2	0	.308	0	0	1-1	11	1	0	1.000
2024	.298	46-33	114	31	34	7	1	2	28	49	.430	25	6	20	0	.442	2	3	9-9	66	0	1	.985
2025	.289	13-11	38	5	11	3	1	0	13	16	.421	6	3	14	0	.400	3	1	8-8	22	0	3	.880
TOTAL	.288	89-44	163	43	47	10	2	2	42	67	.411	33	9	36	0	.424	5	4	18-18	99	1	4	.962

Drew Burress

Year	avg	gp-gs	ab	r	h	2b	3b	hr	rbi	tb	slg%	bb	hbp	so	gdp	ob%	sf	sh	sb-att	po	a	e	fld%
2024	.381	58-58	218	73	83	15	3	25	67	179	.821	58	5	37	6	.512	4	0	8-10	146	10	2	.987
2025	.360	13-13	50	15	18	6	0	4	16	36	.720	12	1	11	0	.477	2	0	5-6	27	1	0	1.000
TOTAL	.377	71-71	268	88	101	21	3	29	83	215	.802	70	6	48	6	.506	6	0	13-16	173	11	2	.989

Porter Buursema

Year	avg	gp-gs	ab	r	h	2b	3b	hr	rbi	tb	slg%	bb	hbp	so	gdp	ob%	sf	sh	sb-att	po	a	e	fld%
2025	13.50	0-0	3	0	0	0/0	0	2.2	3	4	4	3	6	0	0	0	18	.300	0	4	0	1	0
TOTAL	13.50	0-0	3	0	0	0/0	0	2.2	3	4	4	3	6	0	0	0	18	.300	0	4	0	1	0

GT BASEBALL CAREER STATS - AT GEORGIA TECH

Kayden Campbell

Year	era	w-l	app	gs	cg	sho	sv	ip	h	r	er	bb	so	2b	3b	hr	bf	bavq	wp	hbp	bk	sfa	sha
2025	3.38	1-0	4	0	0	0/0	0	2.2	3	1	1	1	5	0	0	1	13	.273	2	1	0	0	0
TOTAL	3.38	1-0	4	0	0	0/0	0	2.2	3	1	1	1	5	0	0	1	13	.273	2	1	0	0	0

Connor Chicoli

Year	era	w-l	app	gs	cg	sho	sv	ip	h	r	er	bb	so	2b	3b	hr	bf	bavq	wp	hbp	bk	sfa	sha
2025	9.00	0-0	2	2	0	0/0	0	6.0	11	6	6	0	3	4	0	1	28	.423	0	0	0	1	1
TOTAL	9.00	0-0	2	2	0	0/0	0	6.0	11	6	6	0	3	4	0	1	28	.423	0	0	0	1	1

Nahanael Coupet

Year	avg	qp-gs	ab	r	h	2b	3b	hr	rbi	tb	slg%	bb	hbp	so	gdp	ob%	sf	sh	sb-att	po	a	e	fld%
2025	.000	2-0	2	0	0	0	0	0	0	0	.000	0	0	2	0	.000	0	0	0-0	1	0	0	1.000
TOTAL	.000	2-0	2	0	0	0	0	0	0	0	.000	0	0	2	0	.000	0	0	0-0	1	0	0	1.000

Caleb Daniel

Year	avg	qp-gs	ab	r	h	2b	3b	hr	rbi	tb	slg%	bb	hbp	so	gdp	ob%	sf	sh	sb-att	po	a	e	fld%
2025	.292	8-7	24	6	7	3	0	0	1	10	.417	3	2	0	0	.414	0	0	1-1	6	11	0	1.000
TOTAL	.292	8-7	24	6	7	3	0	0	1	10	.417	3	2	0	0	.414	0	0	1-1	6	11	0	1.000

Brett Denby

Year	avg	qp-gs	ab	r	h	2b	3b	hr	rbi	tb	slg%	bb	hbp	so	gdp	ob%	sf	sh	sb-att	po	a	e	fld%
2024	.000	4-0	0	0	0	0	0	0	0	0	.000	0	0	0	0	.000	0	0	0-0	0	1	0	1.000
TOTAL	.000	4-0	0	0	0	0	0	0	0	0	.000	0	0	0	0	.000	0	0	0-0	0	1	0	1.000

Year	era	w-l	app	gs	cg	sho	sv	ip	h	r	er	bb	so	2b	3b	hr	bf	bavq	wp	hbp	bk	sfa	sha
2024	99.00	0-0	1	0	0	0/0	0	0.0	2	2	2	2	0	0	0	0	4	1.000	1	0	0	0	0
TOTAL	99.00	0-0	1	0	0	0/0	0	0.0	2	2	2	2	0	0	0	0	4	1.000	1	0	0	0	0

Joshua Evans

Year	avg	qp-gs	ab	r	h	2b	3b	hr	rbi	tb	slg%	bb	hbp	so	gdp	ob%	sf	sh	sb-att	po	a	e	fld%
2025	.000	4-0	0	0	0	0	0	0	0	0	.000	0	0	0	0	.000	0	0	0-0	2	0	0	1.000
TOTAL	.000	4-0	0	0	0	0	0	0	0	0	.000	0	0	0	0	.000	0	0	0-0	2	0	0	1.000

Year	era	w-l	app	gs	cg	sho	sv	ip	h	r	er	bb	so	2b	3b	hr	bf	bavq	wp	hbp	bk	sfa	sha
2025	0.00	0-0	1	0	0	0/0	0	0.1	0	0	0	1	0	0	0	0	3	.000	0	1	0	0	0
TOTAL	0.00	0-0	1	0	0	0/0	0	0.1	0	0	0	1	0	0	0	0	3	.000	0	1	0	0	0

GT BASEBALL CAREER STATS - AT GEORGIA TECH

Caden Gaudette

Year	avg	gp-gs	ab	r	h	2b	3b	hr	rbi	tb	slg%	bb	hbp	so	gdp	ob%	sf	sh	sb-att	po	a	e	fld%
2024	.000	0-0	0	0	0	0	0	0	0	0	.000	0	0	0	0	.000	0	0	0-0	1	1	0	1.000
2025	.000	0-0	0	0	0	0	0	0	0	0	.000	0	0	0	0	.000	0	0	0-0	0	1	0	1.000
TOTAL	.000	0-0	0	0	0	0	0	0	0	0	.000	0	0	0	0	.000	0	0	0-0	1	2	0	1.000

Year	era	w-l	app	gs	cq	sho	sv	ip	h	r	er	bb	so	2b	3b	hr	bf	bavg	wp	hbp	bk	sfa	sha
2024	5.00	0-0	9	0	0	0/0	0	9.0	9	5	5	4	6	3	0	2	39	.273	1	1	0	0	1
2025	3.52	0-0	6	0	0	0/0	0	7.2	8	3	3	1	13	1	0	1	33	.267	0	0	0	2	0
TOTAL	4.32	0-0	15	0	0	0/0	0	16.2	17	8	8	5	19	4	0	3	72	.270	1	1	0	2	1

John Giesler

Year	avg	gp-gs	ab	r	h	2b	3b	hr	rbi	tb	slg%	bb	hbp	so	gdp	ob%	sf	sh	sb-att	po	a	e	fld%
2020	.250	3-0	4	0	1	0	0	0	0	1	.250	0	0	2	0	.250	0	0	0-0	0	2	0	1.000
2022	.323	22-6	31	6	10	1	0	1	8	14	.452	5	3	11	1	.450	1	0	0-0	20	0	0	1.000
2023	.333	47-41	156	34	52	13	2	8	37	93	.596	23	4	28	3	.422	4	0	3-3	234	24	6	.977
2024	.282	41-41	156	34	44	17	1	10	43	93	.596	20	5	37	8	.379	1	0	0-0	161	36	2	.990
TOTAL	.308	113-88	347	74	107	31	3	19	88	201	.579	48	12	78	12	.404	6	0	3-3	415	62	8	.984

Alex Hernandez

Year	avg	gp-gs	ab	r	h	2b	3b	hr	rbi	tb	slg%	bb	hbp	so	gdp	ob%	sf	sh	sb-att	po	a	e	fld%
2025	.327	13-13	52	13	17	4	0	5	18	36	.692	5	1	6	1	.383	2	0	0-0	20	5	0	1.000
TOTAL	.327	13-13	52	13	17	4	0	5	18	36	.692	5	1	6	1	.383	2	0	0-0	20	5	0	1.000

Year	era	w-l	app	gs	cq	sho	sv	ip	h	r	er	bb	so	2b	3b	hr	bf	bavg	wp	hbp	bk	sfa	sha
2025	9.00	0-1	3	0	0	0/0	1	3.0	2	3	3	2	3	0	0	1	13	.182	0	0	0	0	0
TOTAL	9.00	0-1	3	0	0	0/0	1	3.0	2	3	3	2	3	0	0	1	13	.182	0	0	0	0	0

Ryan Johnson

Year	avg	gp-gs	ab	r	h	2b	3b	hr	rbi	tb	slg%	bb	hbp	so	gdp	ob%	sf	sh	sb-att	po	a	e	fld%
------	-----	-------	----	---	---	----	----	----	-----	----	------	----	-----	----	-----	-----	----	----	--------	----	---	---	------

Year	era	w-l	app	gs	cq	sho	sv	ip	h	r	er	bb	so	2b	3b	hr	bf	bavg	wp	hbp	bk	sfa	sha
2025	0.00	0-0	2	0	0	0/0	0	2.0	1	0	0	0	3	1	0	0	7	.143	0	0	0	0	0
TOTAL	0.00	0-0	2	0	0	0/0	0	2.0	1	0	0	0	3	1	0	0	7	.143	0	0	0	0	0

Brady Jones

Year	avg	gp-gs	ab	r	h	2b	3b	hr	rbi	tb	slg%	bb	hbp	so	gdp	ob%	sf	sh	sb-att	po	a	e	fld%
2025	.000	0-0	0	0	0	0	0	0	0	0	.000	0	0	0	0	.000	0	0	0-0	0	1	1	.500
TOTAL	.000	0-0	0	0	0	0	0	0	0	0	.000	0	0	0	0	.000	0	0	0-0	0	1	1	.500

Year	era	w-l	app	gs	cq	sho	sv	ip	h	r	er	bb	so	2b	3b	hr	bf	bavg	wp	hbp	bk	sfa	sha
2025	3.60	1-0	3	3	0	0/0	0	10.0	5	5	4	8	16	0	0	1	45	.147	1	2	0	0	1
TOTAL	3.60	1-0	3	3	0	0/0	0	10.0	5	5	4	8	16	0	0	1	45	.147	1	2	0	0	1

GT BASEBALL CAREER STATS - AT GEORGIA TECH

Carson Kerce

Year	avg	gp-gs	ab	r	h	2b	3b	hr	rbi	tb	slg%	bb	hbp	so	gdp	ob%	sf	sh	sb-att	po	a	e	fld%
2024	.282	50-35	131	27	37	5	0	2	25	48	.366	21	4	36	4	.392	2	6	2-2	27	74	5	.953
2025	.421	13-12	38	11	16	8	0	0	8	24	.632	2	2	6	1	.465	1	1	2-3	12	20	0	1.000
TOTAL	.314	63-47	169	38	53	13	0	2	33	72	.426	23	6	42	5	.408	3	7	4-5	39	94	5	.964

Vahn Lackey

Year	avg	gp-gs	ab	r	h	2b	3b	hr	rbi	tb	slg%	bb	hbp	so	gdp	ob%	sf	sh	sb-att	po	a	e	fld%
2024	.214	36-26	84	14	18	2	0	4	15	32	.381	12	3	18	4	.330	1	3	1-1	237	18	3	.988
2025	.417	13-13	48	13	20	4	0	1	9	27	.563	3	4	9	1	.474	2	1	4-4	81	16	1	.990
TOTAL	.288	49-39	132	27	38	6	0	5	24	59	.447	15	7	27	5	.382	3	4	5-5	318	34	4	.989

Jake Lankie

Year	era	w-l	app	gs	cq	sho	sv	ip	h	r	er	bb	so	2b	3b	hr	bf	bavg	wp	hbp	bk	sfa	sha
2025	81.00	0-0	1	0	0	0/0	0	0.1	4	3	3	0	0	2	0	0	5	.800	0	0	0	0	0
TOTAL	81.00	0-0	1	0	0	0/0	0	0.1	4	3	3	0	0	2	0	0	5	.800	0	0	0	0	0

Kyle Lodise

Year	avg	gp-gs	ab	r	h	2b	3b	hr	rbi	tb	slg%	bb	hbp	so	gdp	ob%	sf	sh	sb-att	po	a	e	fld%
2025	.391	13-13	46	19	18	6	0	4	13	36	.783	13	4	10	0	.547	1	0	4-4	12	33	2	.957
TOTAL	.391	13-13	46	19	18	6	0	4	13	36	.783	13	4	10	0	.547	1	0	4-4	12	33	2	.957

Tate McKee

Year	avg	gp-gs	ab	r	h	2b	3b	hr	rbi	tb	slg%	bb	hbp	so	gdp	ob%	sf	sh	sb-att	po	a	e	fld%
2024	.000	0-0	0	0	0	0	0	0	0	0	.000	0	0	0	0	.000	0	0	0-0	2	6	0	1.000
2025	.000	0-0	0	0	0	0	0	0	0	0	.000	0	0	0	0	.000	0	0	0-0	0	2	0	1.000
TOTAL	.000	0-0	0	0	0	0	0	0	0	0	.000	0	0	0	0	.000	0	0	0-0	2	8	0	1.000

Year	era	w-l	app	gs	cq	sho	sv	ip	h	r	er	bb	so	2b	3b	hr	bf	bavg	wp	hbp	bk	sfa	sha
2024	7.28	4-5	18	8	0	0/1	1	47.0	47	39	38	28	61	12	2	9	219	.257	3	4	1	2	2
2025	2.40	2-0	3	3	0	0/0	0	15.0	12	5	4	6	19	3	1	0	60	.226	1	1	0	0	0
TOTAL	6.10	6-5	21	11	0	0/1	1	62.0	59	44	42	34	80	15	3	9	279	.250	4	5	1	2	2

Adam McKelvey

Year	avg	gp-gs	ab	r	h	2b	3b	hr	rbi	tb	slg%	bb	hbp	so	gdp	ob%	sf	sh	sb-att	po	a	e	fld%
2025	0.00	0-0	1	0	0	0/0	0	0.2	1	0	0	0	1	0	0	0	2	.500	0	0	0	0	0
TOTAL	0.00	0-0	1	0	0	0/0	0	0.2	1	0	0	0	1	0	0	0	2	.500	0	0	0	0	0

GT BASEBALL CAREER STATS - AT GEORGIA TECH

Cooper McMullen

Year	avg	gp-gs	ab	r	h	2b	3b	hr	rbi	tb	slg%	bb	hbp	so	gdp	ob%	sf	sh	sb-att	po	a	e	fld%
2025	.000	0-0	0	0	0	0	0	0	0	0	.000	0	0	0	0	.000	0	0	0-0	0	1	0	1.000
TOTAL	.000	0-0	0	0	0	0	0	0	0	0	.000	0	0	0	0	.000	0	0	0-0	0	1	0	1.000

Year	era	w-l	app	gs	cg	sho	sv	ip	h	r	er	bb	so	2b	3b	hr	bf	bavg	wp	hbp	bk	sfa	sha
2025	0.00	1-0	3	0	0	0/0	0	5.1	3	0	0	2	4	1	0	0	20	.176	0	0	0	0	1
TOTAL	0.00	1-0	3	0	0	0/0	0	5.1	3	0	0	2	4	1	0	0	20	.176	0	0	0	0	1

Ethan Murray

Year	avg	gp-gs	ab	r	h	2b	3b	hr	rbi	tb	slg%	bb	hbp	so	gdp	ob%	sf	sh	sb-att	po	a	e	fld%
------	-----	-------	----	---	---	----	----	----	-----	----	------	----	-----	----	-----	-----	----	----	--------	----	---	---	------

Thorpe Musci

Year	avg	gp-gs	ab	r	h	2b	3b	hr	rbi	tb	slg%	bb	hbp	so	gdp	ob%	sf	sh	sb-att	po	a	e	fld%
------	-----	-------	----	---	---	----	----	----	-----	----	------	----	-----	----	-----	-----	----	----	--------	----	---	---	------

Year	era	w-l	app	gs	cg	sho	sv	ip	h	r	er	bb	so	2b	3b	hr	bf	bavg	wp	hbp	bk	sfa	sha
2025	27.00	0-0	1	0	0	0/0	0	0.2	1	2	2	1	1	0	0	1	4	.333	1	0	0	0	0
TOTAL	27.00	0-0	1	0	0	0/0	0	0.2	1	2	2	1	1	0	0	1	4	.333	1	0	0	0	0

Tyler Neises

Year	avg	gp-gs	ab	r	h	2b	3b	hr	rbi	tb	slg%	bb	hbp	so	gdp	ob%	sf	sh	sb-att	po	a	e	fld%
2024	.143	10-0	7	0	1	0	0	0	1	1	.143	1	0	4	0	.250	0	0	0-0	3	1	0	1.000
2025	.333	11-7	30	7	10	2	1	1	8	17	.567	5	1	3	0	.432	1	0	1-1	8	1	1	.900
TOTAL	.297	21-7	37	7	11	2	1	1	9	18	.486	6	1	7	0	.400	1	0	1-1	11	2	1	.929

Jaylen Paden

Year	avg	gp-gs	ab	r	h	2b	3b	hr	rbi	tb	slg%	bb	hbp	so	gdp	ob%	sf	sh	sb-att	po	a	e	fld%
2025	.000	0-0	0	0	0	0	0	0	0	0	.000	0	0	0	0	.000	0	0	0-0	1	0	0	1.000
TOTAL	.000	0-0	0	0	0	0	0	0	0	0	.000	0	0	0	0	.000	0	0	0-0	1	0	0	1.000

Year	era	w-l	app	gs	cg	sho	sv	ip	h	r	er	bb	so	2b	3b	hr	bf	bavg	wp	hbp	bk	sfa	sha
2025	0.00	1-0	3	0	0	0/0	1	4.0	1	0	0	2	7	0	0	0	14	.083	0	0	0	0	0
TOTAL	0.00	1-0	3	0	0	0/0	1	4.0	1	0	0	2	7	0	0	0	14	.083	0	0	0	0	0

Mason Patel

Year	avg	gp-gs	ab	r	h	2b	3b	hr	rbi	tb	slg%	bb	hbp	so	gdp	ob%	sf	sh	sb-att	po	a	e	fld%
2024	.000	0-0	0	0	0	0	0	0	0	0	.000	0	0	0	0	.000	0	0	0-0	3	4	0	1.000
2025	.000	0-0	0	0	0	0	0	0	0	0	.000	0	0	0	0	.000	0	0	0-0	0	1	0	1.000
TOTAL	.000	0-0	0	0	0	0	0	0	0	0	.000	0	0	0	0	.000	0	0	0-0	3	5	0	1.000

Year	era	w-l	app	gs	cg	sho	sv	ip	h	r	er	bb	so	2b	3b	hr	bf	bavg	wp	hbp	bk	sfa	sha
2024	8.25	2-3	14	5	0	0/0	0	36.0	54	33	33	16	32	9	0	6	175	.362	2	4	0	5	1
2025	0.00	4-0	4	0	0	0/0	0	12.1	5	0	0	2	15	1	0	0	45	.119	1	1	0	0	0
TOTAL	6.14	6-3	18	5	0	0/0	0	48.1	59	33	33	18	47	10	0	6	220	.309	3	5	0	5	1

GT BASEBALL CAREER STATS - AT GEORGIA TECH

Drew Rogers

Year	avg	gp-gs	ab	r	h	2b	3b	hr	rbi	tb	slg%	bb	hbp	so	gdp	ob%	sf	sh	sb-att	po	a	e	fld%
2025	.250	7-7	24	4	6	0	0	3	11	15	.625	2	0	14	0	.308	0	1	0-0	60	8	1	.986
TOTAL	.250	7-7	24	4	6	0	0	3	11	15	.625	2	0	14	0	.308	0	1	0-0	60	8	1	.986

Cole Royer

Year	avg	gp-gs	ab	r	h	2b	3b	hr	rbi	tb	slg%	bb	hbp	so	gdp	ob%	sf	sh	sb-att	po	a	e	fld%
2025	7.36	1-0	4	0	0	0/0	0	3.2	6	3	3	1	4	0	0	0	18	.375	1	1	0	0	0
TOTAL	7.36	1-0	4	0	0	0/0	0	3.2	6	3	3	1	4	0	0	0	18	.375	1	1	0	0	0

Kent Schmidt

2025	.455	12-12	44	10	28	5	0	2	15	31	.785	9	3	4	0	.561	1	0	2-2	71	0	0	1.000
TOTAL	.455	12-12	44	10	28	5	0	2	15	31	.785	9	3	4	0	.561	1	0	2-2	73	3	1	.987

Connor Shouse

Year	avg	gp-gs	ab	r	h	2b	3b	hr	rbi	tb	slg%	bb	hbp	so	gdp	ob%	sf	sh	sb-att	po	a	e	fld%
2025	.000	4-0	2	3	0	0	0	0	0	0	.000	0	2	0	0	.500	0	0	1-1	0	0	0	.000
TOTAL	.000	4-0	2	3	0	0	0	0	0	0	.000	0	2	0	0	.500	0	0	1-1	0	0	0	.000

Caden Spivey

Year	avg	gp-gs	ab	r	h	2b	3b	hr	rbi	tb	slg%	bb	hbp	so	gdp	ob%	sf	sh	sb-att	po	a	e	fld%
2025	.000	0-0	0	0	0	0	0	0	0	0	.000	0	0	0	0	.000	0	0	0-0	0	1	0	1.000
TOTAL	.000	0-0	0	0	0	0	0	0	0	0	.000	0	0	0	0	.000	0	0	0-0	0	1	0	1.000

Year	era	w-l	app	gs	cg	sho	sv	ip	h	r	er	bb	so	2b	3b	hr	bf	bavg	wp	hbp	bk	sfa	sha
2025	6.14	0-0	3	2	0	0/0	0	7.1	7	6	5	5	11	1	1	0	36	.241	1	1	0	1	0
TOTAL	6.14	0-0	3	2	0	0/0	0	7.1	7	6	5	5	11	1	1	0	36	.241	1	1	0	1	0

Riley Stanford

Year	avg	gp-gs	ab	r	h	2b	3b	hr	rbi	tb	slg%	bb	hbp	so	gdp	ob%	sf	sh	sb-att	po	a	e	fld%
2023	.200	2-0	5	1	1	0	0	0	0	1	.200	0	0	4	0	.200	0	0	0-0	0	0	0	.000
2024	.000	2-0	2	0	0	0	0	0	0	0	.000	0	0	1	0	.000	0	0	0-0	0	1	0	1.000
2025	.000	0-0	0	0	0	0	0	0	0	0	.000	0	0	0	0	.000	0	0	0-0	1	3	0	1.000
TOTAL	.143	4-0	7	1	1	0	0	0	0	1	.143	0	0	5	0	.143	0	0	0-0	1	4	0	1.000

Year	era	w-l	app	gs	cg	sho	sv	ip	h	r	er	bb	so	2b	3b	hr	bf	bavg	wp	hbp	bk	sfa	sha
2024	5.94	2-1	19	0	0	0/1	1	16.2	22	15	11	12	18	3	0	3	88	.319	1	5	0	0	2
2025	3.75	0-0	3	3	0	0/0	0	12.0	14	7	5	8	14	2	0	1	61	.311	0	7	0	0	1
TOTAL	5.02	2-1	22	3	0	0/1	1	28.2	36	22	16	20	32	5	0	4	149	.316	1	12	0	0	3

Sam Swygert

Year	avg	gp-gs	ab	r	h	2b	3b	hr	rbi	tb	slg%	bb	hbp	so	gdp	ob%	sf	sh	sb-att	po	a	e	fld%
2025	1.17	0-0	5	0	0	0/0	0	7.2	8	1	1	2	8	2	0	0	35	.258	1	1	0	1	0
TOTAL	1.17	0-0	5	0	0	0/0	0	7.2	8	1	1	2	8	2	0	0	35	.258	1	1	0	1	0

Nathan Waugh

Year	avg	gp-gs	ab	r	h	2b	3b	hr	rbi	tb	slg%	bb	hbp	so	gdp	ob%	sf	sh	sb-att	po	a	e	fld%
2025	.217	9-7	23	8	5	1	0	1	5	9	.391	6	0	8	1	.379	0	0	0-1	0	0	0	.000
TOTAL	.217	9-7	23	8	5	1	0	1	5	9	.391	6	0	8	1	.379	0	0	0-1	0	0	0	.000

TV/RADIO ROSTER




#1
PARKER BROSIUS
 OF • R/L • 6-2 • 193 • Jr.
 Suwanee, Ga. (Lambert HS)



#2
KYLE LODISE
 INF • R/R • 5-11 • 180 • Jr.
 Brunswick, Ga. (Augusta)



#3
CARSON KERCE
 INF • R/R • 6-1 • 200 • Soph.
 Marietta, Ga. (Pope HS)



#4
ALEX HERNANDEZ
 RHP/INF • R/R • 6-2 • 188 • Fr.
 Cumming, Ga. (Forsyth Central)




#5
COOPER MCMULLEN
 RHP • R/R • 6-3 • 186 • Fr.
 Bonaire, Ga. (Tattnall Square Academy)



#6
CALEB DANIEL
 UTL • L/R • 5-11 • 183 • Fr.
 Cartersville, Ga. (Cartersville HS)



#7
WILL BAKER
 INF • L/R • 6-0 • 188 • Fr.
 Upper Coomera, Queensland, Australia



#8
DREW BURRESS
 OF • R/R • 5-9 • 182 • Soph.
 Houston County, Ga. (Houston Co. HS)



#9
CONNOR SHOUSE
 RHP/INF • R/R • 6-1 • 175 • Fr.
 Jasper, Ga. (Pickens Co. HS)



#10
KENT SCHMIDT
 INF • L/R • 6-0 • 221 • Soph.
 Marietta, Ga. (Georgia Southern)




#12
SAM SWYGERT
 RHP • R/R • 6-1 • 215 • 5th
 Springfield, SC (The Citadel)




#14
CAYDEN SHEFFIELD
 OF • R/R • 6-1 • 184 • Fr.
 Dallas, Ga. (North Paulding HS)




#15
RILEY STANFORD
 RHP • R/R • 6-4 • 236 • R-So.
 Gainesville, Ga. (Buford HS)



#16
ETHAN MURRAY
 INF • R/R • 6-2 • 195 • Fr.
 Buford, Ga. (Buford HS)



#18
COLE ROYER
 RHP • R/R • 6-5 • 185 • Fr.
 Waynesville, Ga. (Pierce Co. HS)



#19
NATHANAEL COUPET
 C/OF • R/R • 5-11 • 205 • Soph.
 Boynton Beach, Fl. (North Broward Prep)




#20
CADEN SPIVEY
 RHP • R/R • 6-2 • 195 • Jr.
 Vidalia, Ga. (Notre Dame)




#21
JOHN GIESLER
 INF • R/R • 6-3 • 224 • 6th
 Marietta, Ga. (Walton HS)



#22
TATE MCKEE
 RHP • R/R • 6-3 • 203 • Soph.
 Kennesaw, Ga. (Mount Paran Christian)




#24
JOSHUA EVANS
 LHP • S/L • 6-3 • 187 • Fr.
 Lawrenceville, Ga. (Peachtree Ridge HS)




#25
VAHN LACKEY
 C/INF • R/R • 6-1 • 213 • Soph.
 Suwanee, Ga. (Collins Hill HS)




#26
RYAN JOHNSON
 RHP • R/R • 6-4 • 168 • Fr.
 Dallas, Ga. (Cartersville HS)



#27
BRETT DENBY
 INF • R/R • 5-11 • 180 • Jr.
 New Albany, Ind. (Jefferson HS)



#28
JACKSON SOBEL
 LHP • L/L • 6-2 • 186 • Soph.
 Charleston, SC
 (Oceanside Collegiate Academy)



#29
MASON PATEL
 RHP • R/R • 6-1 • 210 • 5th
 Knoxville, Tenn. (Georgia State)




#30
PORTER BURSEMA
 RHP • R/R • 6-1 • 198 • Soph.
 Woodstock, Ga. (Georgia Southern)



#31
JACKSON BLAKELY
 RHP • R/R • 6-0 • 211 • Fr.
 Thomaston Ga. (Upson-Lee HS)



#32
BRETT BARFIELD
 LHP • L/L • 6-1 • 198 • Jr.
 Cumming, Ga. (Florida State)



#34
DREW ROGERS
 C • R/R • 6-1 • 220 • Fr.
 Tempe, Ariz. (Hamilton HS)



#35
JAKE LANKIE
 RHP • R/R • 6-2 • 200 • Soph.
 Alpharetta, Ga. (Georgia)



#36
THORPE MUSCI
 RHP • R/R • 6-0 • 201 • Fr.
 Lilburn, Ga. (Parkview HS)



#37
CADEN GAUDETTE
 RHP • R/R • 6-0 • 207 • R-So.
 Alpharetta, Ga. (Milton HS)



#38
CARSON BALLARD
 RHP • R/R • 6-4 • 197 • Jr.
 Alpharetta, Ga. (Wesleyan HS)




#39
TYLER NEISES
 UTL • L/R • 6-3 • 220 • Soph.
 Dalton, Ga. (Dalton HS)



#40
NATHAN WAUGH
 C • R/R • 6-5 • 230 • 5th
 Placentia, Calif. (Cornell)




#42
JAYLEN PADEN
 RHP • R/R • 5-10 • 195 • 5th
 Atlanta, Ga. (Georgia Southern)



#45
CONNOR CHICOLI
 RHP • R/R • 6-3 • 185 • Fr.
 Raleigh, NC (Pro5 Baseball Academy)



#49
KAYDEN CAMPBELL
 LHP • R/L • 6-2 • 205 • Jr.
 Cincinnati, Ohio (Louisville)



#55
ADAM MCKELVEY
 LHP • L/L • 6-3 • 229 • Fr.
 Roswell, Ga. (Roswell HS)



#99
BRADY JONES
 RHP • R/R • 6-0 • 204 • Jr.
 Decatur, Ga. (Georgia State)