

# GEORGIA TECH

130<sup>TH</sup> SEASON • 35 NCAA REGIONAL APPEARANCES • 3 COLLEGE WORLD SERIES APPEARANCES • 9 ACC CHAMPIONSHIPS

2025 Official Game Notes | RamblinWreck.com | Contact: Anthony Brandt • abrandt@athletics.gatech.edu • (817) 757-6979

## GEORGIA TECH BY THE NUMBERS

Overall Record.....	16-4
ACC Record.....	4-2
at Mac Nease Baseball Park.....	13-3
Road Games.....	3-1
Neutral Site Games.....	0-0
Streak.....	L1
Last 10.....	8-2

## 2025 SCHEDULE / RESULTS

Date	Opponent	Time/Result
2/14	OLD DOMINION	W, 3-2
2/15	OLD DOMINION	W, 7-3
2/16	OLD DOMINION	W, 7-4
2/18	GEORGIA SOUTHERN	W, 5-3
2/21	MARSHALL	W, 12-1 (7)
2/22	MARSHALL	L, 2-4
2/23	MARSHALL	W, 11-6
2/24	MARSHALL	L, 8-12
2/26	WEST GEORGIA	W, 16-7
2/28	WESTERN MICHIGAN	W, 16-4
3/1	WESTERN MICHIGAN	W, 14-1 (7)
3/2	WESTERN MICHIGAN	W, 13-3 (7)
3/4	KENNESAW STATE	W, 11-4
3/7	VIRGINIA TECH	W, 4-3
3/8	VIRGINIA TECH	L, 5-8
3/9	VIRGINIA TECH	W, 8-6
3/11	GEORGIA STATE	W, 4-2
3/14	PITTSBURGH	W, 10-1
3/15	PITTSBURGH	W, 11-1 (7)
3/16	PITTSBURGH	L, 10-12
3/18	GARDNER-WEBB	6 pm
3/21	NOTRE DAME	4:30 pm
3/22	NOTRE DAME	2 pm
3/23	NOTRE DAME	1 pm
3/25	KENNESAW STATE	6 pm
3/28	CLEMSON	6 pm
3/29	CLEMSON	4 pm
3/30	CLEMSON	1 pm
4/1	MERCER	8 pm
4/4	STANFORD	9 pm
4/5	STANFORD	5 pm
4/6	STANFORD	4 pm
4/8	AUBURN	6 pm
4/11	CALIFORNIA	6 pm
4/12	CALIFORNIA	4 pm
4/13	CALIFORNIA	1 pm
4/15	GEORGIA*	7 pm
4/18	MIAMI	8 pm
4/19	MIAMI	4 pm
4/20	MIAMI	1 pm
4/22	AUBURN	7 pm
4/25	VIRGINIA	6 pm
4/26	VIRGINIA	4 pm
4/27	VIRGINIA	1 pm
5/2	WESTERN CAROLINA	6 pm
5/3	WESTERN CAROLINA	4 pm
5/4	WESTERN CAROLINA	1 pm
5/6	GEORGIA SOUTHERN	6 pm
5/7	MERCER	6 pm
5/9	LOUISVILLE	6 pm
5/10	LOUISVILLE	4 pm
5/11	LOUISVILLE	1 pm
5/15	DUKE	6 pm
5/16	DUKE	6 pm
5/17	DUKE	6 pm

5/20 ACC TOURNAMENT DURHAM N.C.

\* Game held at Truist Park  
Home games in Gold

## MIDWEEK 5: GEORGIA TECH vs GARDNER-WEBB



### GEORGIA TECH YELLOW JACKETS

Overall Record.....16-4, 4-2 ACC  
 Ranking .....rv (USA Today) (NCBWA)  
 Head Coach .....Danny Hall  
 Career Record .....1,427-778-1 (38th season)  
 Record at GT .....1,219-661-1 (32nd season)  
 Record Last Week.....2-1 vs Pitt / 1-0 vs. GSU

### GARDNER-WEBB RUNNIN' BULLDOGS


Overall Record.....11-10, 1-2 Big South  
 Ranking .....  
 Head Coach .....Jim Chester  
 Career Record .....234-259 (11th season)  
 Record at GWU.....125-133 (6th season)  
 Record Last Week....1-2 at UNC Asheville / 1-0 vs WCU

### MATCHUPS AT A GLANCE

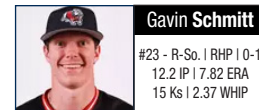
GT	OFFENSE	GWU	GT	PITCHING/DEFENSE	GWU
.331	Batting	294	4.11	ERA	6.48
.567	Slugging	464	146.0	IP	175.0
.437	On-Base Pct	416	0	CGs	0
63	Doubles	31	5	Saves	3
4	Triples	5	195/82	K/BB	203/119
29	Home Runs	25	.239	OBA	.268
112	Walks	107	13	Errors	21
46/51	SB/SBA	45/56	9	Double Plays	13

### PROBABLE PITCHERS

#### Georgia Tech



#### Gardner-Webb



vs.

### GAME COVERAGE

Date	TV/Stream	Play-by-Play/Analyst	Radio	PxP
March 18	ACCNX	Jack Johnson/Dusty Isaacs	GT App	Colin Lacy

### TOP STORYLINES

- The Yellow Jackets are 16-4 this season, the best 20-game start to a season in nine years (since 2016).
- Tech is outscoring their opponents 17-4 in the 7th, 8th and 9th innings over the last seven games.
- The Yellow Jackets are coming off a series victory over Pitt in which they outscored the Panthers 31-14.
- Saturday was head coach **Danny Hall's** 1,427th victory as a college baseball coach, tying Cliff Gustafson (1,427) for the 10th most in NCAA Division I history. With his next win, GT will replace Texas as the only program in DI history to have two coaches in the Top-10 (Jim Morris – 1,594 – 5th)
- Tech is led by reigning National Freshman of the Year, **Drew Burress**, who was just named ACC Player of the Week for the first time in his career. He leads all of Division I with a .820 career slugging percentage.
- His 11 doubles lead the ACC this season, tied with teammate **Kyle Lodise**, and stand 6th in Division I. He is 23rd in the nation and 2nd in the ACC with eight home runs and his career slugging percentage (.820) leads all of Division I by almost a full point (2nd place – .722) - the same gap between 2nd and 41st on the active list.
- The pitching staff boasts 10.3 strikeouts-per-game this season – over a full K-per-game better than last season (9.2) – Tech has not averaged double-digit K's since the COVID shortened 2020 season (10.9) and hasn't done it over a complete season this century.

- The bullpen success has been spearheaded by **Mason Patel** who became the first Yellow Jacket this century to win each of his first six appearances. He allowed his first run of the year after 22.2 scoreless innings – the best start to a season by any Yellow Jacket this century.
- **Patel** leads the nation with six victories. He is 3rd in Division I in WHIP (0.57), 5th in ERA (0.39) and 8th in hits allowed per nine innings (3.52).
- Tech leads the nation with 63 doubles, headlined by **Lodise** and **Burress**, who lead the ACC with 11 each.
- GT is the only Power 4 program with multiple players at 10+ doubles and the only team in Division I with 3 in double digits – **Lodise** (11), **Burress** (11) & **Kent Schmidt** (10)
- Freshman **Alex Hernandez** will be making his first-career start on the mound - the 6th position he has started in this season – 2B (9), LF (7), DH (2), 1B (1) & RF (1).
- **Hernandez** is 2nd among Division I freshman with 7 home runs and 28 RBI. He is the only player in the Power 4 conferences and 1 of only 2 in Division I to record a save and hit at least 6 home runs this season.
- Should he get the win, he will become the only player in Division I with a win, a save and six or more home runs.
- The Jackets lead the ACC and are third in the nation with 19 SAC flies this season, led by **Alex Hernandez** (4).
- **Parker Brosius** has stolen 12 out of 12 bags this season, the 5th-most among the Power 4 without being caught.

**2025 QUICK FACTS**
**GENERAL INFORMATION**

**School**..... Georgia Institute of Technology (Georgia Tech)  
**Location**..... Atlanta, Ga.  
**Enrollment**..... 45,295  
**Founded**..... 1885  
**Nickname**..... Yellow Jackets, Ramblin' Wreck  
**Mascot**..... "Buzz" the Yellow Jacket  
**Official Colors**..... Tech Gold and White  
**Conference**..... Atlantic Coast Conference (ACC)  
**President**..... Dr. Angel Cabrera  
**Faculty Athletic Representative**..... Dr. Jenna Jordan  
**Director of Athletics**..... J Batt  
**Website**..... www.RamblinWreck.com

**BASEBALL STAFF**

**Head Coach**..... Danny Hall (32nd season)  
 Alma Mater, Year..... Miami-Ohio, 1977  
**Associate Head Coach / Recruiting** - James Ramsey (7th year)  
 Alma Mater, Year..... Florida State, 2012  
**Assistant Coach/Pitching**..... Matt Taylor (2nd year)  
 Alma Mater, Year..... Columbus State, 2017  
**Assistant Coach/Catchers**..... Josh Schulman (1st year)  
 Alma Mater, Year..... Rochester, 2015 & Texas A&M, 2017  
**Director of Baseball Operations**..... Scott Stricklin  
**Strength and Conditioning**..... Steve Tamborra  
**Athletic Trainer**..... Paul Wolkoff  
**Equipment Manager**..... Bill Shackelford

**HISTORICAL INFORMATION**

**Record Since 1895**..... 2,655-1,707-27 (.608)  
**Record at Mac Nease Baseball Park (since 1985)**..... 1,043-343-1 (.752)  
**ACC Regular Season Record (since 1980)**..... 612-453-2 (.571)  
**ACC Regular Season Championships (Divisional)**..... 9  
 1987, 1993, 1997, 2000, 2004, 2005, (2011, 2019, 2021)  
**ACC Tournament Appearances**..... 43  
**ACC Tournament Record**..... 83-69 (.546)  
**ACC Tournament Championships**..... 9  
 1985, 1986, 1987, 1988, 2000, 2003, 2005, 2012, 2014  
**NCAA Tournament Appearances**..... 35  
 1959, 1971, 1985, 1986, 1987, 1988, 1989, 1990, 1991,  
 1992, 1993, 1994, 1995, 1996, 1997, 1998, 2000, 2001,  
 2002, 2003, 2004, 2005, 2006, 2008, 2009, 2010, 2011,  
 2012, 2013, 2014, 2016, 2019, 2021, 2022, 2024  
**NCAA Tournament Record**..... 79-71 (.527)  
**NCAA Super Regional Appearances**..... 5  
 2000, 2002, 2004, 2005, 2006  
**College World Series Appearances**..... 3  
 1994 (2nd), 2002 (T-5th), 2006 (T-7th)  
**College World Series Record**..... 4-5 (.444)

**STADIUM INFORMATION**

**Name**..... Mac Nease Baseball Park at Russ Chandler Stadium  
**Year Opened**..... 1985  
**Last Renovated**..... 2020-21  
**Capacity**..... 3,194  
**Dimensions**..... 329-382-390-350-334  
**Fence Height**..... 10 feet  
**Address**..... Fowler Street & Fifth Street, Atlanta, Ga. 30332

**2025 TEAM INFORMATION**

**Lettermen Returning**..... 15  
**Starting Position Player**..... 4  
**Starting Pitchers**..... 2  
**Newcomers**..... 29

**2024 YEAR IN REVIEW**

**Overall Record**..... 33-25  
**ACC Record**..... 15-15  
**ACC Finish**..... Fourth - Coastal  
**ACC Tournament**..... 0-2  
**Final Ranking**..... N/A

NO.	NAME	POS.	YR	B/T	HT	WT	HOMETOWN/LAST SCHOOL
1	Parker Brosius	OF	JR	R/L	6'1"	193	Suwanee, GA. (Lambert HS)
2	Kyle Lodise	INF	JR	R/R	5'11"	180	Brunswick, GA. (Augusta)
3	Carson Kerce	INF	Soph.	R/R	5'11"	200	Marietta, GA. (Pope HS)
4	Alex Hernandez	RHP/INF	FR	R/R	6'2"	188	Cumming, GA. (Forsyth Central HS)
5	Cooper McMullen	RHP/OF	FR	R/R	6'3"	186	Bonaire, GA. (Tattnall Square Academy)
6	Caleb Daniel	C/UTL	FR	L/R	5'11"	183	Cartersville, GA. (Cartersville HS)
7	William Baker	INF/UTL	FR	L/R	6'0"	188	Upper Coomera, Queensland Australia
8	Drew Burress	OF	Soph.	R/R	5'9"	182	Houston County, GA. (Houston County HS)
9	Connor Shouse	RHP/INF	FR	R/R	6'1"	175	Jasper, GA. (Pickens County HS)
10	Kent Schmidt	INF	Soph.	L/R	6'0"	221	Marietta, GA. (Georgia Southern)
12	Sam Swygert	RHP	5th	R/R	6'1"	215	Springfield, SC (The Citadel)
14	Cayden Sheffield	C/OF	FR	R/R	6'1"	184	Dallas, GA. (North Paulding HS)
15	Riley Stanford	RHP/OF	JR	R/R	6'4"	236	Gainesville, GA. (Buford HS)
16	Ethan Murray	INF	FR	R/R	6'2"	195	Buford, GA. (Buford HS)
18	Cole Royer	RHP	FR	R/R	6'5"	185	Waynesville, GA. (Pierce County HS)
19	Nathanael Coupet	C/OF	Soph.	R/R	5'11"	205	Boynton Beach, FL (North Broward Prep)
20	Caden Spivey	RHP	JR	R/R	6'2"	195	Vidalia, GA. (Notre Dame)
21	John Giesler	INF	6th	R/R	6'3"	224	Marietta, GA. (Walton HS)
22	Tate McKee	RHP	Soph.	R/R	6'3"	203	Kennesaw, GA. (Mount Paran Christian)
24	Joshua Evans	LHP/OF	FR	S/L	6'3"	187	Lawrenceville, GA. (Peachtree Ridge HS)
25	Vahn Lackey	C/INF	Soph.	R/R	6'1"	213	Suwanee, GA. (Collins Hill HS)
26	Ryan Johnson	RHP	FR	R/R	6'4"	168	Dallas, GA. (Cartersville HS)
27	Brett Denby	INF	Soph.	R/R	5'11"	170	New Albany, IN (Jefferson HS)
28	Jackson Sobel	LHP	Soph.	L/L	6'2"	186	Charleston, SC (Oceanside Collegiate Academy)
29	Mason Patel	RHP	5th	R/R	6'1"	210	Knoxville, TN Georgia State)
30	Porter Buursema	RHP	Soph.	R/R	6'1"	195	Woodstock, GA. (Georgia Southern)
31	Jackson Blakely	RHP	FR	R/R	6'0"	211	Thomaston GA. (Upson-Lee HS)
32	Brett Barfield	LHP	JR	L/L	6'1"	198	Cumming, GA. (Florida State)
34	Drew Rogers	C/INF	FR	R/R	6'1"	220	Tempe, AZ (Hamilton HS)
35	Jake Lankie	RHP	Soph.	R/R	6'2"	200	Alpharetta, GA. (Georgia)
36	Thorpe Musci	RHP	FR	R/R	6'0"	201	Lilburn, GA. (Parkview HS)
37	Caden Gaudette	RHP R-Soph.	R/R	R/R	6'0"	207	Alpharetta, GA. (Milton HS)
38	Carson Ballard	RHP	JR	R/R	6'4"	197	Alpharetta, GA. (Wesleyan HS)
39	Tyler Neises	INF/OF	Soph.	L/R	6'3"	220	Dalton, GA. (Dalton HS)
40	Nathan Waugh	C	5th	R/R	6'5"	230	Placentia, Calif. (Cornell)
42	Jaylen Paden	RHP	5th	R/R	5'10"	195	Atlanta, GA. (Georgia Southern)
45	Connor Chicoli	RHP	FR	R/R	6'3"	185	Raleigh, NC (Pro5 Baseball Academy)
49	Kayden Campbell	LHP	JR	R/L	6'2"	205	Cincinnati, OH (Louisville)
55	Adam McKelvey	LHP	FR	L/L	6'3"	229	Roswell, GA. (Roswell HS)
99	Brady Jones	RHP	JR	R/R	6'0"	204	Decatur, GA. (Georgia State)

**Coaching Staff**

**Head Coach** – Danny Hall (32nd season)  
**Associate Head Coach/Recruiting Coordinator** – James Ramsey (7th season)  
**Assistant Coach** – Josh Schulman (1st season)  
**Assistant Coach /Pitching** – Matt Taylor (2nd Season)  
**Director of Pitching** - Jason Richman (2nd Season)  
**Director of Operations** - Scott Stricklin (1st season)  
**Player Development Coach** - Steve Tamborra (25th season)  
**Athletic Trainer** - Paul Wolkoff (16th season)

**PRO-NUN-SEE-AY-SHUN GUIDE**

Parker Brosius..... BRO-zhus  
 Kyle Lodise..... LOW-deese  
 Carson Kerce..... like "Curse"  
 Nathanael Coupet..... coo-PAY  
 John Giesler..... GEESE-ler  
 Vahn Lackey..... Vaughn  
 Thorpe Musci..... like "Musky"  
 Tyler Neises..... NICE-sis  
 Nathan Waugh..... WAH  
 Jaylen Paden..... PAY-din  
 Connor Chicoli..... chick-COLE-ee  
 Adam McKelvey..... mick-KEL-vee  
 Josh Schulman..... SHOOL-man

**RECRUITING SUCCESS**

• Tech has now signed top-5 classes in four of the last six years, top-10 classes in five of the last six years, and six-straight top-20 Perfect Game recruiting classes, leading the Atlantic Coast Conference in all categories.

• The 2024 freshman class was rated No. 2 in the nation and features three players ranked in PG's National top-100: Drew Rogers (No. 23 prospect / No. 3 Catcher), Connor Shouse (No. 83 prospect / No. 22 SS) and Alex Hernandez (No. 96 prospect / No. 8 3B).

• This class also contains one draft pick from the 2024 MLB draft who chose to come to GT instead (Cole Royer – drafted in the 20th round (601st overall) by the New York Yankees).

**JACKETS FROM 2024 NO. 2 RECRUITING CLASS**

Name	Hometown	Position	PG National Ranking
Will Baker	Upper Coomera, Queensland, Australia	INF	---
Jackson Blakely	Thomaston, Ga.	RHP	---
Connor Chicoli	Raleigh N.C.	RHP	342
Caleb Daniel	Cartersville, Ga.	UTL	187
Joshua Evans	Lawrenceville, Ga.	LHP	256
Alex Hernandez	Cumming, Ga.	RHP/INF	96
Ryan Johnson	Dallas, Ga.	RHP	462
Adam McKelvey	Roswell, Ga.	LHP	---
Cooper McMullen	Bonaire, Ga.	RHP/OF	364
Ethan Murray	Buford, Ga.	INF	282
Thorpe Musci	Lilburn, Ga.	RHP	223
Drew Rogers	Tempe, Ariz.	C	23
Cole Royer	Waynesville, Ga.	RHP	302
Cayden Sheffield	Dallas, Ga.	OF	262
Connor Shouse	Jasper, Ga.	RHP/INF	83

**JACKETS FROM 2023 NO. 5 RECRUITING CLASS**

Name	Hometown	Position
Drew Burress	Houston County, Ga.	OF
Nathanael Coupet	Boynton Beach, Fla.	C
Brett Denby	New Albany, Ind.	INF
Carson Kerce	Marietta, Ga.	INF
Vahn Lackey	Suwanee, Ga.	C
Tate McKee	Kennesaw, Ga.	RHP
Tyler Neises	Dalton, Ga.	INF
Jackson Sobel	Charleston, S.C.	LHP

**JACKETS FROM 2022 NO. 3 RECRUITING CLASS**

Name	Hometown	Position
Parker Brosius	Suwanee, Ga.	OF
Riley Stanford	Gainesville, Ga.	OF/RHP
Caden Gaudette	Alpharetta, Ga.	RHP
Carson Ballard	Alpharetta, Ga.	RHP

**JACKETS FROM 2020 NO. 4 RECRUITING CLASS**

Name	Hometown	Position
John Giesler	Marietta, Ga.	INF

**CARDIAC JACKETS**

• Georgia Tech baseball has been in for exciting baseball since 2019, posting a 33-20 record in one-run games.

• Since 2002, Tech has posted a nearly 60-percent win percentage in one-run games (.586).

**GT BASEBALL RECORD IN 1-RUN GAMES - SINCE 2002**

Year	Record	Pct.
2025	2-0	1.000
2024	4-3	.571
2023	4-6	.400
2022	6-3	.667
2021	8-4	.667
2020	2-2	.500
2019	10-5	.667
2018	4-5	.444
2017	3-9	.250
2016	8-5	.615
2015	9-3	.750
2014	8-10	.444
2013	8-6	.571
2012	9-7	.563
2011	5-5	.500
2010	5-2	.714
2009	7-3	.700
2008	9-4	.692
2007	5-5	.500
2006	9-6	.600
2005	9-9	.500
2004	10-5	.667
2003	7-4	.636
2002	10-3	.769
<b>TOTAL</b>	<b>159-112</b>	<b>.586</b>

• The Cardiac Jackets wasted no time returning for 2025, winning opening day by one run, 3-2, after scoring the go-ahead run in the bottom of the eighth after an infield grounder from **Nathan Waugh** gave just enough time for **Drew Burress** to come sliding home from third, despite a 5-man infield from ODU.

• In the 2nd game, Tech fell behind, 3-0 before recording an out, only for the bullpen to come in and pitch 9.0 innings of scoreless ball, striking out a season high 16 and only allowing three base hits. The bullpen kept the game, 3-0, until the bottom of the ninth, when Tech exploded for seven runs, the most scored in a ninth inning in a decade of GT baseball.

• That 7-run 9th inning began with a 5-pitch walk by **Nathan Waugh** before **Vahn Lackey** delivered his 2nd hit of the game to put runners at 1st and 2nd. **Alex Hernandez** drew a walk on 4 pitches to load the bases for **Tyler Neises** who connected on an 0-1 pitch, driving it into left for a single and cutting the deficit to one run, 3-2. **Will Baker** reached on an error when his sacrifice bunt was mishandled by the ODU pitcher, loading the bases for **Kyle Lodise** who took his second walk of the day to score Hernandez and tie the game. The very next batter was **Drew Burress** and he made no mistake, smashing a 1-0 pitch over the wall in right for the walk-off opposite field walk-off grand slam.

• The Jackets began ACC play with a pair of ninth-inning rallies to take two of three at Virginia Tech. On Friday, GT had been trailing, 2-3, since the fifth inning but **Carson Kerce** and **Kyle Lodise** led off the inning with walks before being brought home off

singles from **Kent Schmidt** and **Alex Hernandez**, before **Patel** slammed the door in the bottom of the inning to earn the 4-3 win.

• In the series finale, Tech entered the 9th tied, 6-6 and had not scored since the 3rd. **John Giesler** led off the inning with a four-pitch walk, followed by a 5-pitch walk from **Parker Brosius**. It was freshman **Caleb Daniel** who came through in the clutch, launching a ground-rule double to put GT ahead, 7-6. **Carson Kerce** would drive home **Brosius** on a SAC fly to add the insurance run before the combination of **Brett Barfield** and **Cooper McMullen** shut down the VT bats for the victory and the 1st career save for **McMullen**.

• This year, GT has come from behind in 10 of its 16 wins.

**IT STARTS AT HOME...**

• Since 1985, Tech has won a whopping .752 percent of its games at home (1,043-336-1).

• In 31 home games in 2024, Tech has hit .339 with 75 doubles, five triples and 61 home runs for 279 RBI.

• Since 2002, Tech has only hit below .300 at home in two full seasons – 2017 and 2021.

• So far in 2025, the Jackets are 13-3 with a .344 average. 54 doubles, two triples and 25 HR for 145 RBI.

**DANNY HALL - A LIVING LEGEND**

• ABCA Hall of Famer **Danny Hall** joined the Top-10 winningest Division I coaches in history on March 15, when Tech defeated Pitt, 11-1 (7) - his 1,427th win.

• He became the 11th NCAA Division I coach all-time to reach the 1,400 career win mark on April 14 when Tech defeated then-No. 16 Virginia Tech, 11-7.

• In addition to his career-win milestone, Coach Hall also reached the 1,200 wins at Georgia Tech after defeating No. 9 Duke on May 12, 2024.

• He currently has 1,427 career wins – the 2nd most among active NCAA head coaches after South Carolina hired Paul Mainieri (1,521 career wins) this season.

• Hall is 18 wins away from tying Chuck Hartman (1,444 at High Point/Virginia Tech 1959-2006) for the 9th most in Division I history.

• Hall will pass Cliff Gustafson with the next win. When that happens, Tech will replace Texas as the only program in Division I with 2 coaches in the all-time top-10 - Jim Morris coached at GT from 1982-93.

**ALL-TIME WINNINGEST COACHES -- DIVISION I**

Rk.	Coach	Wins
1.	Mike Martin	2,029
2.	Augie Garrido	1,975
3.	Gene Stephenson	1,768
4.	Mark Marquess	1,627
5.	<i>Jim Morris</i>	<i>1,594</i>
6.	Paul Mainieri *	1,521
7.	Larry Hays	1,508
8.	Mike Fox	1,487
9.	Chuck Hartman	1,444
10.	<b>Danny Hall*</b>	<b>1,427</b>
10.	Cliff Gustafson	1,427

\*Actively coaching

\*\*Italics indicates they coached at GT

**OFFENSE**

**Returning Starters**

• Georgia Tech baseball returns four bats from the starting lineup of the 2024 Athens Regional Final: Drew Burress, John Giesler, Parker Brosius and Vahn Lackey.

• 2024 National Freshman of the Year (D1 Baseball/Perfect Game) and National Freshman Hitter of the Year (NCBWA) Drew Burress returns for his sophomore season after delivering one of the greatest freshman seasons in college baseball history last year.

• Burress led Georgia Tech in a myriad of categories last year, including average (.381), home runs (25) and RBI (67), becoming the 12th Yellow Jacket to win Tech's triple crown.

• He set the Georgia Tech record for most assists by an outfielder, gunning down 10 base-runners from center field while also setting the program record with four home runs in a single game, against Georgia State (Feb. 27, 2024).

• His .821 slugging percentage from last season gives him the highest career slugging percentage in program history, with a minimum of 200 at bats in White & Gold. It was the 4th highest slugging percentage in a single season by a Yellow Jacket, the best since 1926 and the first .800+ slugging season in 45 years (Tommy Thompson (.811) – 1979).

**HIGHEST SLUG % - SINGLE SEASON - GT HISTORY**

Name	TB-AB	Slugging %	Season
1. Tom Angley	93-100	.930	1926
2. Bobby Reeves	97-109	.890	1926
3. Doug Wycoff	81-98	.827	1926
<b>4. Drew Burress</b>	<b>179-218</b>	<b>.821</b>	<b>2024</b>
5. Tom Angley	68-83	.819	1925
6. Tommy Thompson	103-127	.811	1979
7. Jason Varitek	182-228	.798	1993
8. <i>Nomar Garciaparra</i>	<i>213-274</i>	<i>.777</i>	<i>1994</i>
9. <i>Mark Teixeira</i>	<i>186-241</i>	<i>.772</i>	<i>2000</i>
10. Riccardo Ingram	179-237	.755	1987

*\*Italics indicates coached by Danny Hall*

• Other GT returning starters include: John Giesler, Parker Brosius and Vahn Lackey...

• **Giesler** - playing in his sixth season - Led the team with 17 doubles last season. He played three games in COVID shortened 2020 season and redshirted 2021 season. Now in his 6th season on campus, playing in his 4th and final season of eligibility.

• **Brosius** – corner outfielder capable of being an everyday center fielder on rosters that don't contain Drew Burress. Started 33 games last season and appeared in 46. His .442 OBP in 2024 was second highest on the team behind Burress.

• **Lackey** – Made 26 starts behind the plate, taking over the starting catcher responsibilities halfway through the season. Caught six runners attempting to steal last year. Lauded for his pitch framing and defensive ability. Coaches have been very impressed with his offensive improvement and defensive versatility – expect him to play multiple positions on days when he is not catching.

• **Lackey** made his first appearance on Opening Day 2024, in a pinch-hit situation, and drove his first collegiate hit out of the park to become the fifth Yellow Jacket since 2015 to homer in his first career plate appearance.

• So far in 2025, the Georgia Tech offense remains in a familiar spot, at the top of the ACC and in the Top 25 of a myriad of offensive categories across Division I.

**GEORGIA TECH — 2025 NAT'L/ACC RANKS**

Category	No.	D1 Rank	ACC Rank
Doubles	63	1st	1st
Doubles per game	3.15	1st	1st
SAC Flies	19	3rd	1st
Slugging %	.567	12th	2nd
Batting Average	.331	12th	3rd
Hits	221	20th	3rd
On-Base %	.437	22nd	3rd
Stolen Bases	46	25th	1st
Runs	177	28th	2nd
Home Runs	29	29th	4th

• Last season, Tech continued its legacy of powerful offense, finishing at or near the top of the ACC in a multitude of categories

**GEORGIA TECH — 2024 NAT'L/ACC RANKS**

Category	No.	D1 Rank	ACC Rank
Base on Balls	360	10th	3rd
On-Base Percentage	.420	17th	2nd
Batting Average	.305	29th	6th
Slugging Percentage	.516	30th	7th

• In 2023, Tech finished in the top 15 nationally in five offensive categories.

**GEORGIA TECH — 2023 FINAL NAT'L/ACC RANKS**

Category	No.	D1 Rank	ACC Rank
Doubles/Game	2.49	3rd	2nd
Average	.323	4th	2nd
Doubles	142	10th	2nd
Slugging percentage	.538	11th	1st
On-base percentage	.416	15th	3rd

• The last four years have seen Tech's offense become its calling card as 2022 featured an even more potent threat.

**GEORGIA TECH — 2022 FINAL NAT'L/ACC RANKS**

Category	No.	D1 Rank	ACC Rank
Runs per game	9.4	3rd	1st
Average	.327	1st	1st
On-base percentage	.419	6th	2nd
Slugging percentage	.551	5th	2nd
Home runs	115	10th	3rd

• In 2023, Tech also set the program record for most triples in a single game on Feb. 17 vs. Miami (Ohio) with four.

• Tech also tied the program record for most doubles in a single game on March 14 vs. No. 18 Auburn with eight — hitting six in the third inning alone.

• Tech looked true to form in again being one of the top power-house offenses in the ACC on Opening Weekend last year, setting the school record for runs scored on Opening Day (21).

• Part of the season-opening onslaught was seven home runs for Tech, the most in a single game since 2009.

**FRESH BATS**

• The Jackets return eight bats in total from last year's squad: Brosius, Kerce, Burress, Coupet, Giesler, Lackey, Denby and Neises.

• Tech brings in 10 new faces to the lineup, three transfers and seven freshmen.

• The three transfers: Kyle Lodise, Kent Schmidt and Nathan Waugh will all be looked to as key contributors this year, playing all throughout the GT infield.

• **Kyle Lodise:** Junior shortstop. Started 98 games at Augusta University (Division II). Led his team with a 1.191 OPS last season.

• **Kent Schmidt:** Sophomore 1B. Started 56 games for Georgia Southern last year. Led the team in doubles (16) and walks (40).

• **Nathan Waugh:** Graduate Catcher/DH. 98 career games played at Cornell the last three seasons. Holds Cornell record with a 42-game on-base streak (which ended at 50 games) dating back to the 2023 season after reaching base in all 38 of Cornell's games last season.

• The seven freshmen will be looking to break into the GT lineup this year and continue the great legacy of success at the dish.

• Five of the freshmen hitters come from the state of Georgia with the only two exceptions being Drew Rogers (Tempe, Ariz) and Will Baker (Upper Coomera, Queensland, Australia).

• Six of the seven freshman hitters are ranked in the Top 300 nationally according to Perfect Game

Name	Hometown	PG State Ranking	PG National Ranking
Will Baker	Upper Coomera, Queensland, Australia	---	---
Caleb Daniel	Cartersville, Ga.	20	187
Alex Hernandez	Cumming, Ga.	12	96
Ethan Murray	Buford, Ga.	32	282
Drew Rogers	Tempe, Ariz.	2	23
Cayden Sheffield	Dallas, Ga.	30	262
Connor Shouse	Jasper, Ga.	9	83

## OFFENSE

## STREAKS

• The Jackets hold a number of hitting streaks heading into this weekend. The following players are either currently on or have had their career-long hitting streak in 2025

## Active Hitting Streaks - GT Baseball

Name	Hit Streak	Since	Longest
Kyle Lodise	15 games	Feb. 22	18*
Kent Schmidt	14 games	Feb. 23	Same
Drew Burress	4 games	March 11	12
Carson Kerce	3 games	March 8	7

\*partially done before transferring to GT

## Active On-Base Streaks - GT Baseball

Name	On Base Streak	Since	Longest
Drew Burress	38 games	April 28, 2024	Same
Kyle Lodise	32 games*	April 6, 2024	Same
Kent Schmidt	28 games*	May 14, 2024	Same
Vahn Lackey	25 games	May 22, 2024	Same
Alex Hernandez	17 games	Feb. 14	Same
Tyler Neises	13 games	Feb. 24	Same
Carson Kerce	11 games	Feb. 28	17
Caleb Daniel	10 games	Feb. 28	Same
Parker Brosius	4 games	March 11	13

\*partially done before transferring to GT

• Burress, Lodise, Schmidt and Lackey have reached base safely in every game this season.

## MIDWEEK Highlights - The Bats - GT 11 - GSU 4

- Sophomore **Drew Burress** launched a 433-foot home run over the batter's eye in center field in the first inning, driving home Kyle Lodise who had led the game off with a double.
- It was **Burress'** team-leading 6th home run of the season and the 31st of his career as a Yellow Jacket, passing Georgia Tech legends Joey Bart (2016-18), Jake Davies (2009-12), Pete Geist (1983-85) and Matt Murton (2001-03) on the all-time home run leaderboard as he creeps closer to the Top 10 in program history.
- It was **Burress'** 20th RBI of the season and 87th of his still young collegiate career.
- Sophomore **Kent Schmidt** came through in the clutch, driving home Kerce in the 7th inning with a one-out base knock. It is his second game-winning RBI in the last four games and gives him at least one RBI in 10 of his last 12 games in White & Gold.
- Freshman **Alex Hernandez** added an RBI to his total with a SAC fly in the 7th to restore the two-run lead and remains the team leader with 21 RBI, the most RBI by a freshman in the ACC this season.
- Junior shortstop **Kyle Lodise** led off the game with a double to extend his team-best hitting streak to 12 games.
- Sophomore **Carson Kerce** scored the game winning run while also flashing the leather for a career-high seven assists out of third base.

## Friday Highlights - The Bats - GT 10 - Pitt 1

- GT won its ACC home opener for the fourth year in a row.
- **Drew Burress** connected for his team-leading 7th home run of the season and the 32nd of his career as a Yellow Jacket, passing Georgia Tech legend Scott Byers (1993-96) on the all-time home run leaderboard.
- **Burress** has hit home runs in back-to-back games for the second time this season and the fifth time in his career.
- The home run drove in two, himself and **Kyle Lodise**.

**Burress** would add two more RBI off a double in the seventh inning for a 4 RBI game, his second 4+ RBI game of the season and sixth of his career.

- **Carson Kerce**, the ACC leader in defensive runs saved, had himself a day at the plate, matching his career high with 4 RBI thanks to a 3-for-4 performance including his ACC leading 9th double of the season – tied with Kyle Lodise.
- It's the third time in his career he has delivered 4 RBI in a game, and the first time doing so against an ACC opponent.
- **Kent Schmidt** has now driven in at least one RBI in 11 of his last 13 games after driving in Burress for the second run of the game in the second inning.
- **Kyle Lodise** hit a single in the fourth inning to extend his team-best hitting streak to 12 games.
- The Brunswick, Ga. native is reaching base safely an absurd 69% of the time when leading off an inning this season (20-of-29).

## Saturday Highlights - The Bats - GT 11 - Pitt 1 (7)

- This game marked Tech's fourth run-rule victory of the season and first of ACC play.
- The Jackets connected for six doubles, the most in an ACC game since April 23, 2023 at Miami and the first time doing so at home since March 25, 2023 vs. Clemson.
- Sophomore **Drew Burress** went 3-for-5 with two doubles, three runs scored and an RBI.
- He matched his season high for runs scored, also doing so against West Georgia (Feb. 26). It was the eighth time in his career that he has scored at least three.
- **Burress** hit multiple doubles for the first time this season and the third time in his career. Today marked his 12th-career multi-extra-base hit game as a Yellow Jacket.
- **Kent Schmidt** has now driven in at least one RBI in 12 of his last 14 games after leading the team with two RBI today, going 3-for-4 with two doubles and three runs scored.
- His three runs scored today matched the season high he also set against West Georgia (Feb. 26).
- Shortstop **Kyle Lodise** became the first player in the ACC to reach 10 doubles on the season to extend his team-best hitting streak to 13 games.
- He scored two runs and has scored multiple runs in seven of 20 games this season (35 % of games played at Division I level).
- **Alex Hernandez** reached base in four of his five at bats, going 2-for-3 with an RBI, two walks and scoring a run. He saw his on-base streak end at 17 games last time out, the longest on-base streak by any Yellow Jacket to begin a career in at least the last decade.
- **Carson Kerce**, drew a pair of walks and came around to score once. He has reached base safely in 10 straight games, scoring 11 runs over that stretch.
- **Tyler Neises** has now reached base safely in a career-best 12 games in a row after drawing a walk-off walk with the bases loaded in the 7th inning, his 9th RBI of the season.
- **Will Baker** recorded his first-career RBI today off a SAC fly in the 7th, coming in as a pinch hitter.

## Sunday Highlights - The Bats - GT 10 - Pitt 12

- The Jackets connected for four home runs today, the most in an ACC game this season and the most since hitting six against Clemson last year (May 3, 2024).
- **Alex Hernandez** delivered a career performance, going 2-for-4 with two home runs and six RBI – tied with **Drew Burress** (May 3, 2024 at Clemson) and **Derek Dietrich** (March 7, 2008 vs. Virginia Tech) for the most RBI in a single ACC game by a GT freshman since **Luke Murton** (7 RBI vs. Clemson in the ACC Tournament – May 28, 2006). Those four, along with **Matt Wieters** (6 RBI March 6th, 2005 vs. Duke) are the only Yellow Jacket freshman to drive in six or more RBI in an ACC game this century.
- **Hernandez** secured his first-career multi-HR performance today,

- He has now hit 7 HR for the year, tying him with Louisville's Tague Davis for the most by a Fr. in the ACC.
- He has reached base safely in 19 of his 20 games played as a Yellow Jacket.
- **Drew Burress** went 3-for-4 with two doubles, a home run, three runs scored and an RBI.
- This was his eighth home run of the season and 33rd of his career, joining Mark Fowler (1986-87) and Rick Lockwood (1980-83) on the all-time home run leaderboard as he creeps closer to the Top 20 (36).
- It was his second consecutive three-hit game, the first time he has accomplished that as a Yellow Jacket.
- He matched his season high for runs scored, also doing so yesterday and against West Georgia (Feb. 26). It was the ninth time in his career that he has scored at least three.
- **Burress** hit multiple doubles for the second straight game and the fourth time in his career. Today marked his 13th-career multi-extra-base hit game as a Yellow Jacket and his second-career 3+ multi-extra-base hit game after breaking the Georgia Tech record with four home runs vs. Georgia State last season (Feb. 27, 2024).
- The Houston County, Ga. native has now reached base in a career-best 38 consecutive games dating back to April 28 of last season.
- He finishes the series going 8-for-13 with five doubles and two home runs for a 2.129 OPS.
- **Kent Schmidt** has now driven in at least one RBI in 13 of his last 15 games after getting the scoring started with an RBI single in the first inning.
- He extends his career-best on-base streak to 28 games and his career-best hitting-streak to 14.
- Shortstop **Kyle Lodise** extended his team-best hitting streak to 14 games. The Brunswick, Ga. native has reached base in a career-best 32 straight games dating back to his time at Augusta University and is reaching base safely an absurd 64.7% of the time when leading off an inning (22-of-34).
- **Caleb Daniel** hit his first-career home run in the ninth inning, extending his on-base streak to 10 games dating back to Feb. 28.
- **Vahn Lackey** extended his on-base streak to 25 games dating back to last season, the longest of his career.
- **Tyler Neises** has now reached base safely in a career-best 13 games in a row.

## JACKETS IN THE POLLS

WEEK	BA	USA	NCBWA	D1	PG
Preseason	-	rv	rv	-	-
Week 1	-	rv	rv	-	-
Week 2	-	rv	rv	-	-
Week 3	-	rv	rv	-	-
Week 4	-	rv	rv	-	-
Week 5	-	rv	rv	-	-

BA = Baseball America, USA = USA Today, NCBWA = NCBWA, D1= D1Baseball.com, PG = Perfect Game N/A = poll not out before release of notes rv = receiving votes

### PITCHING

- Georgia Tech returns three pitchers with over 30 innings pitched last season: **Tate McKee** (sophomore. 47.0 IP), **Carson Ballard** (r-sophomore. 34.2 IP) and **Mason Patel** (graduate senior. 36.0 IP)
- The Jackets return seven arms in total from last year's squad: McKee, Ballard, Patel, **Riley Stanford**, **Jackson Sobel**, **Brett Barfield** and **Caden Gaudette**
- The Jackets are heading into the second season under pitching coach **Matt Taylor** and **Jason Richman** as director of pitching. And head coach Hall has said he believes this to be the year that Tech fans witness "the fruits of their labor" as the pitching staff looks to prove people wrong in 2025.
- A whopping 21 new arms are joining the staff for the 2025 season, featuring a solid mix of 14 freshmen and seven transfers.

#### Freshman Arms

Name	Hometown	PG State Ranking	PG National Ranking
Jackson Blakely	Thomaston, Ga.	87	---
Connor Chicoli	Raleigh N.C.	10	342
Joshua Evans	Lawrenceville, Ga.	27	256
Alex Hernandez	Cumming, Ga.	12	96
Ryan Johnson	Dallas, Ga.	46	462
Adam McKelvey	Roswell, Ga.	178	---
Cooper McMullen	Bonaire, Ga.	40	364
Thorpe Musci	Lilburn, Ga.	23	223
Cole Royer	Waynesville, Ga.	33	302
Connor Shouse	Jasper, Ga.	9	83

#### Transfers

- Sam Swygert:** Grad Transfer RHP from The Citadel. Pitched in 18 games and made 12 starts last season, pitching a team-high 67.1 innings with a 5.75 ERA.
- Caden Spivey:** Junior RHP from Notre Dame. Made 15 appearances with three starts and 27.2 innings of work while going 1-1 with an 8.46 ERA
- Porter Buursema:** Sophomore RHP from Georgia Southern. Made six starts, pitching 12.2 innings with 14 strikeouts, a 5.68 ERA and a 1-0 record.
- Jake Lankie:** R-Freshman RHP from Georgia. Redshirted last season. Rated as the No. 23 RHP out of Georgia in the class of 2023 Perfect Game rankings.
- Jaylen Paden:** Graduate RHP from Georgia Southern. Has not pitched in a game since March 7, 2023 due to injury. Career 5.62 ERA over 107.1 innings from 2021-23.
- Kayden Campbell:** Junior LHP from Louisville. Made 23 relief appearances last season, pitching 20.0 innings and striking out 22 with a 7.65 ERA
- Brady Jones:** Junior RHP from Georgia State. Led the team with a 5-1 record last season, making 16 relief appearances and 1 start with a 7.32 ERA and 37 strikeouts over 39.1 innings. Most innings pitched out of GSU's bullpen last season.

#### Spinning From The Start

- The Georgia Tech pitching staff got off to a historically strong start in 2025 - holding its opponents to fewer than five runs in each of its first six games for the first time since 2002.
- The pitching staff allowed nine runs over the course of the series, a 10-run improvement after averaging 19 runs allowed over the previous three opening series sweeps (14 RA in 2024, 24 RA in 2023 and 19 RA in 2022).
- The Jacket pitchers struck out 40 in the opening weekend against Old Dominion – tied with 2022 for the most strikeouts through the first three games this century.
- Last week, the Jackets allowed only three hits in back-to-back games against Georgia State (March 11) and Pitt (March 14) - the first time Tech has allowed 3 or fewer hits in back-to-back games since a doubleheader against Duke in 2012 (March 31st – 3 hits in game one / 2 hits in game two) – those games featured a complete game shutout from Buck Farmer and 4.1 innings from Luke Bard – both future major leaguers.

#### No PATEL-ing How Long This Will Last

- Senior RHP Mason Patel is simply put, the most effective pitcher in the ACC so far in 2025.
- The senior Georgia State transfer from two seasons ago leads the nation with six victories and leads the ACC with a 0.39 ERA and a 0.57 WHIP.
- He is one of only three pitchers in Division I to have surrendered only 1 run with 20+ innings pitched - also Ryan Bilka (Richmond) and Braeden Sloan (TCU).
- He became the first Yellow Jacket pitcher this century to win each of his first six starts.
- He was awarded ACC Co-Pitcher of the week on Feb. 24 after dominating both Marshall and Georgia Southern to the tune of 8.1 innings with a 0.00 ERA, 11 strikeouts and a 2-0 record while only allowing four base runners.
- Patel becomes the first GT pitcher to earn pitcher of the week since Andy Archer (March 29, 2021).
- Patel's award-winning week got started on Wednesday, when he came out of the bullpen to start the third inning in Tech's road opener at Georgia Southern. Patel was perfect through 5.1 innings, retiring the first 16 batters he faced in order to quiet the Georgia Southern bats and allow for Tech to take the game, 5-3. He struck out a career-best nine batters in that appearance, which also goes down as his longest outing in White & Gold – Patel's longest since pitching 6.0 innings in a start against Brown for Georgia State back in 2023, all in only 50 pitches.
- He followed that with another gem of an outing on Sunday against Marshall, entering the game with runners on second and third and nobody out in the fifth inning, working around a hit-by-pitch to keep the Thundering Herd off the board with yet another scoreless inning. He would pitch two more scoreless to earn the victory, leaving after the 7th inning with the Jackets in front, 10-3.
- Patel's efforts bolstered a resurgent GT bullpen in 2025. The Tech bullpen has struck out 54 batter while holding opponents to a .180 average – the best numbers by a Tech bullpen through seven games since at least the turn of the century.
- In his third appearance of the season, Patel entered in the sixth inning - retiring the first batter he saw to get Tech into the 7th inning and earning the win and improving to 3-0 – becoming the first Yellow Jacket pitcher to be 3-0 after only nine games since Xzavion Curry in 2018.
- Patel was first out of the bullpen vs. KSU, working a pair of flyouts to get Tech out of the second inning before striking out two around a couple of hits in the third and adding another K in the fourth around a two-out walk for 2.2 scoreless innings

- He would get credit for the win, improving to 4-0 on the season and becoming the first Yellow Jacket to earn the win in each of his first four appearances since Mark Pope in 2011.
- **Patel** came out of the bullpen in the 5th inning of the series opener at VT and continued his unconscious season, pitching 4.2 innings without allowing a hit.
- Patel allowed only three base runners (one walk, one HBP, one ROE) and retiring 7 straight during the middle innings.
- He would get credit for the win, becoming the first Yellow Jacket to earn a win in each of his first five appearances since Kyle Bakker in 2002.
- **Patel** slammed the door yet again in Tech's last game (vs. GSU) pitching the final 3.0 innings and allowing only one base runner to secure his sixth victory in as many appearances, still without allowing a run.
- He came in to pitch the final three innings of last Saturday's win against Pitt, earning his first save of the season. He gave up his first run of the year in the seventh inning, bringing his scoreless streak to an end at 22.2 innings to begin the year – the best by any Tech pitcher this century.
- He became the only GT pitcher in the 21st century to earn a part of the decision in a each of his first seven appearances (six wins, one save).

**GEORGIA TECH PITCHING — 2025 NAT'L/ACC RANKS**

Category	No.	D1 Rank	ACC Rank
Ks/9 innings	10.3	38th	9th
Hits/9 innings	7.95	40th	6th
ERA	4.11	48th	6th

**LAST WEEK...**
**MIDWEEK Highlights - The Arms - GT 11 - GSU 4**

- The Jackets allowed only three hits tonight, the fewest allowed over a nine-inning game since May 5, 2023 (vs. Pitt).
- The bullpen allowed only one hit over 5.0 innings (1.8 hits/9) – it is the fifth time this season the bullpen has allowed three or fewer hits-per-nine innings and the third time doing so while **Mason Patel** was involved.
- Freshman RHP **Connor Chicoli** pitched 4.0 scoreless innings, becoming the first GT starter to not allow a run this season and the third not to allow an earned run (**Tate McKee** on Opening Day vs. ODU (Feb. 14) and **Brady Jones** WMU (March 1)).
- **Chicoli** exited the game after the fourth inning with his pitch count at 71. He walked the first batter of his career today after an impressive 7.1 innings without a free pass to start his career.
- Tech improves to 3-0 in games started by **Chicoli** (at Georgia Southern and vs. West Georgia).
- Freshman RHP **Cooper McMullen** was first out of the bullpen. He would allow his first earned run of the season after going 5.2 innings scoreless to begin his collegiate career.
- Senior RHP **Sam Swygert** entered the game in the fifth inning with a two-run lead and the bases loaded with nobody out, sitting down all three batters he faced and only allowing one inherited runner to score off a ground ball with weak contact, keeping Tech in front, 2-1.
- The very next inning it was junior LHP **Brett Barfield** who came in, this time with runners at 1st and 2nd with only one away, an inherited runner came around to score off another ground ball before working out of the inning with the score 2-2.
- **Mason Patel** slammed the door yet again in Tech's last game (vs. GSU) pitching the final 3.0 innings and allowing only one base runner to secure his sixth victory in as many appearances, still without allowing a run.

- **Patel** becomes the first Tech pitcher this century to have won all six of his first appearances in a season.

**Friday Highlights - The Arms - GT 10 - Pitt 1**

- The Jackets allowed only three hits for the second straight game, the fewest allowed over a nine-inning ACC game since May 5, 2023 (vs. Pitt).
- This game marked the first time Tech has allowed three or fewer hits in back-to-back games since a doubleheader against Duke in 2012 (March 31st – 3 hits in game one / 2 hits in game two) – those games featured a complete game shutout from Buck Farmer and 4.1 innings from Luke Bard – both future major leaguers.
- The bullpen allowed only one hit over 3.0 innings (3.0 hits/9) – it is the sixth time this season the bullpen has allowed three or fewer hits-per-nine innings.
- RHP Tate McKee delivered his best outing as a Yellow Jacket, pitching a season-long 6.0 innings, allowing only four base runners (two hits, two walks) while striking out six and allowing only one run.
- It was his fifth-consecutive Friday start as Tech improves to 5-0 on Fridays in 2025.
- McKee got the win to improve to 3-0 on the season, dropping his ERA to 2.49 in the process. He leads the Yellow Jackets with 32 strikeouts this year – 11.47 K/9.
- RHP Caden Spivey was first out of the bullpen, going 2.0 innings and allowing only one hit while striking out two. He has delivered back-to-back scoreless outings for the first time as a Yellow Jacket.
- RHP Cole Royer shut the door in the ninth inning, collecting two of his three outs via strikeout to bring his season K/9 number to 11.74.

- He has also thrown back-to-back scoreless outings after doing so in his first two collegiate appearances earlier this year.

**Saturday Highlights - The Arms - GT 11 - Pitt 1 (7)**

- RHP Brady Jones secured his second win of the season, pitching 4.0 innings of scoreless baseball, working out of jams with courageous pitches and finishing with 4.0 IP, 5 hits, 3 Ks, 3 BBs and 0 runs allowed.
- It was his second outing of the season without allowing an earned run after giving up one unearned in his previous win, vs. Western Michigan (March 1).
- The performance brings his season ERA to 3.94, joining Tate McKee (2.49), Mason Patel (0.39) and Sam Swygert (3.88) on the list of Jacket pitchers with an ERA under 4.00 and at least 10 innings pitched.
- Mason Patel came in to pitch the final three innings, earning his first save of the season. He gave up his first run of the year in the seventh inning, bringing his scoreless streak to an end at 22.2 innings to begin the year – the best by any Tech pitcher this century.
- Patel is the only GT pitcher in the 21st century to win each of his first six appearances and becomes the first to earn a part of the decision in a each of his first seven appearances (six wins, one save).
- His era rises to 0.39 after today's result, still the best in the ACC among pitchers with at least one inning-per-team-game.
- Patel still leads the NCAA for the fewest runs allowed this season (1).

**Sunday Highlights - The Arms - GT 8 - VT 6**

- RHP **Cooper McMullen** was the only Tech pitcher not to allow an earned run while pitching to more than one batter, getting the first two outs of the eighth inning before

being relieved for a lefty-on-lefty matchup.

- **McMullen** lowers his ERA to 1.42 for the season after six appearances, joining **Mason Patel** (0.39 ERA – 7 appearances), **Kayden Campbell** (3.00 ERA – 6 appearances) and **Brett Barfield** (3.00 ERA – 6 appearances) as the only Yellow Jackets to boast an ERA at 3.00 or better through that many games.

**Jacket Arms - ERA under 4.00**

Name	Innings Pitched	Class	ERA
Ryan Johnson	2.0	Fr.	0.00
Joshua Evans	0.1	Fr.	0.00
Mason Patel	23.0	Sr.	0.39
Jaylen Paden	7.2	Sr.	1.17
Cooper McMullen	6.1	Fr.	1.42
Tate McKee	25.1	So.	2.49
Kayden Campbell	6.0	Jr.	3.00
Brett Barfield	3.0	Jr.	3.00
Brady Jones	16.0	Jr.	3.94

**MISCELLANEOUS**
**Jim Poole Number - John Giesler**

Georgia Tech baseball continues the legacy of former Yellow Jacket standout and Major League Baseball relief pitcher Jim Poole, who passed away from ALS in October of 2023, by designating a student-athlete each year to wear his No. 21 jersey. The student-athlete selected must exemplify Poole's characteristics both on and off the field.

This year, senior infielder John Giesler becomes the third Yellow Jacket to earn the honor, continuing the tradition begun by Jack Rubenstein in 2023 and Ben King last season.

"I am excited that John Giesler will wear number 21 this year," Head Coach Danny Hall said. "Jim Poole was part of an era in Georgia Tech Baseball that established us as a national power. Jim's prowess on the mound and in the classroom set the bar high for future Yellow Jacket players and teams. John exemplifies those same character traits of excellence on the field and in the classroom. As a two-time Captain he is the ultimate "Tech Man" to honor Jim's legacy."

Giesler, a sixth-year senior from Marietta, Ga. (Walton HS) will wear No. 21, having shown a longstanding commitment to Poole's ideals – self-determination, a strong academic work ethic, and high moral fiber on and off the field. Giesler is a five-time member of the ACC Academic Honor Roll, a two-time academic all-district honoree and earned Academic All-America (3rd Team) in 2023. He is currently pursuing a master's degree in real estate development.

On the diamond, Giesler is entering his second season as team captain. He is a career .308 hitter for the Yellow Jackets and set career highs in doubles (17), home runs (10) and RBI (43) last season while delivering a .990 fielding percentage in 41 games in the corner infield. He will be a key piece of the Jackets' offense again in 2025 as Tech strives for its 36th NCAA Regional berth and fifth in Giesler's career in White and Gold.

"Simply put, this is the greatest honor I have ever been given," Giesler said. "From knowing Jim and knowing who he was as a person, I don't feel deserving but I am incredibly honored. I will do everything I can this year to wear this number with respect and honor him and his family the best I can."

**ABOUT JIM POOLE**

Poole arrived on The Flats in 1985 and had an immediate impact, as Georgia Tech baseball would win the first of four-straight ACC Tournament Championships. During his four years, he pitched in 120 games and struck out 263 batters in 188 innings. He still ranks first in the Tech record book with 22 career saves, including 10 as a junior and nine as a senior. He was named all-ACC his last two seasons. Poole would be enshrined into the Georgia Tech Sports Hall of Fame just nine years later in 1997.

A stellar worker in the classroom, Poole elected not to turn professional after being selected in the 34th round of the 1987 MLB Draft by the LA Dodgers, and returned to Georgia Tech for his senior year, recording a 2.03 ERA and 113 strikeouts in only 71 innings. Once again, the LA Dodgers would call his name in the 1988 MLB Draft, this time taking him in the ninth round. He would return to

graduate from the Institute with a degree in electrical engineering in 1990.

Poole played 11 years in the major leagues, predominantly with the Baltimore Orioles, Cleveland Indians, and San Francisco Giants. In 431 games played, he finished with 22 victories and a 4.31 ERA, as well as 256 strikeouts and four saves. He helped pitch Cleveland to two American League Championship Series (1995, 1998), making it to the 1995 World Series where he would face the Atlanta Braves.

Following his retirement at the end of the 2000 season, Poole returned to Georgia Tech to join the Alexander-Tharpe Fund as a fundraiser and supporter of the baseball program. He then began serving as the pitching coach at Johns Creek High School in 2010, teaching many young men about pitching mechanics, while also conveying his personal pitching philosophy.

He later joined the business world as a Personal Wealth Advisor for the Baseball Division of BIP Wealth.

After being diagnosed with ALS in 2021, Poole worked tirelessly to raise awareness for the disease. In addition to serving on MLB ALS boards, he also worked with Georgia Tech, who together hosted an ALS Awareness Day during the 2022 baseball season, with Tech wearing Jim Poole shirts and both teams wearing honorary wristbands. Professional players also wore the shirt. Tech later designated the number 21 each year to be worn by a student-athlete who exemplify Poole's ideals – self-determination, a strong academic work ethic, and high moral fiber on and off the field.

Every 90 minutes, someone is diagnosed with ALS, or Lou Gehrig's disease, with an estimated 30,000 people living with ALS in the United States at any given time. Primarily affecting people between the ages of 40 and 70, ALS is a progressive neurodegenerative disease that affects nerve cells in the brain and the spinal cord. There is no known cure.

For more information about ALS, visit [www.ALS.org](http://www.ALS.org).

**GAME-WINNING PLAYS**

*Game-winning plays are ones that give Tech the lead or break a tie en route to win*

Game	Play	Inning	Final
vs. ODU	Waugh RBI single	8th	3-2
vs. ODU	<i>Burress Grand Slam</i>	9th	7-3
vs. ODU	Waugh RBI single	7th	7-4
at GASO	Hernandez RBI groundout	3rd	5-3
vs. Marshall	Burress 2-run HR	1st	12-1 (7)
vs. Marshall	Daniel scores on error	2nd	11-6
vs. UWG	Schmidt 2-run HR	6th	16-7
vs. WMU	Burress 2-run HR	1st	16-4
vs. WMU	Kerce RBI double	2nd	14-1 (7)
vs. WMU	Wild Pitch Scores Brosius	2nd	13-3(7)
vs. KSU	Lodise 2-run HR	3rd	11-4
at VT	Hernandez RBI single	9th	4-3
at VT	Daniel RBI double	9th	8-6
vs. GSU	Schmidt RBI single	7th	4-2
vs. Pitt	Kerce RBI single	2nd	10-1
vs. Pitt	Schmidt scored on an error	1st	11-1 (7)

*Italics indicates Walk-Off hit*

**GAME-WINNING RBI LEADERS**

Player	2025	Career at GT
Drew Burress	3	9
John Giesler	0	5
Parker Brosius	0	4
Nathan Waugh	2	2
Alex Hernandez	2	2
Kent Schmidt	2	2
Carson Kerce	2	2
Kyle Lodise	1	1
Caleb Daniel	1	1

**CAREER WALK-OFF HITS**

Player (Date)	Play	Inning	Final
Parker Brosius (3/8/24 vs. YSU)	2-RBI double	8th	15-5
Parker Brosius (4/2/24 vs. Presbyterian)	RBI bunt single	7th	9-8
John Giesler (4/23/24 vs. KSU)	2-run HR	7th	13-2
Drew Burress (2/15/25 vs. ODU)	Grand Slam	9th	7-3
Alex Hernandez (3/2/25 vs. WMU)	2-run HR	7th	13-3



**MISCELLANEOUS**
**ATOP THE CONFERENCE**

• Georgia Tech baseball ranks among the most prolific winners in ACC history.

**MOST ACC TOURNAMENT TITLES, SINCE 2000**

	Titles	Years
Florida State	6	2002, 2004, 2010, 2015, 2017, 2018
<b>Georgia Tech</b>	<b>5</b>	<b>2000, 2003, 2005, 2012, 2014</b>
North Carolina	4	2007, 2013, 2019, 2022
Clemson	3	2006, 2016, 2023
Duke	2	2021, 2024
Virginia	2	2009, 2011

**MOST ACC REGULAR-SEASON, DIVISIONAL TITLES SINCE 1994**

	Titles	Regular-Season Years (Divisional)
Florida State	14	1996, 1998, 1999, 2001, 2002, 2003 (2007, 2008, 2009, 2010*, 2011, 2012, 2013, 2014)
North Carolina	8	(2006, 2007, 2009, 2012, 2013, 2017, 2018, 2024)
<b>Georgia Tech</b>	<b>7</b>	<b>1997, 2000, 2004, 2005 (2011, 2019, 2021)</b>
Clemson	6	1994, 1995 (2006, 2010*, 2018, 2024)
Louisville	5	(2015, 2016, 2017, 2019, 2022)
Miami	4	(2008, 2014, 2015, 2016)

**GEORGIA TECH'S MOST COMMON OPPONENTS**

	Games	First Meeting	Series Record
Georgia	389	1898	UGA leads 219-168-2
Auburn	247	1897	AU leads 128-113-5
Clemson	242	1902	CU leads 121-118-3
Mercer	175	1897	GT leads 117-58
North Carolina	158	1901	GT leads 83-75
NC State	143	1921	GT leads 81-62
Duke	142	1903	GT leads 101-41
Ga. Southern	142	1947	GT leads 110-32
Virginia	138	1924	GT leads 79-64-2
Wake Forest	123	1898	GT leads 76-46-1

• The Jackets will face their top four most common opponents again in 2025 but will not play North Carolina, NC State or Wake Forest in the regular season.

• Tech extended it's winning streak against Georgia Southern to six games in a row, dating back to 2022, with a 5-3 win in Statesboro on Feb. 18, 2025 - featuring 5.1 perfect innings from **Mason Patel** along with back-to-back home runs from **Kyle Lodise** and **Drew Burress**.


**2025 ACC PRESEASON POLL**

1. Virginia (13)	251
2. Florida State (2)	230
3. North Carolina	217
4. Clemson (1)	214
5. Duke	182
6. Wake Forest	171
7. NC State	168
8. Stanford	143
9. Louisville	128
<b>10. Georgia Tech</b>	<b>113</b>
11. Miami	87
12. Virginia Tech	85
13. California	60
14 Pitt	52
15. Notre Dame	44
16. Boston College	31

**2025 ACC STANDINGS - WEEK 6**

School	ACC	Overall
Florida State	3-0	18-1
Wake Forest	6-0	18-3
Stanford	5-1	15-3
Clemson	2-1	19-2
Louisville	2-1	16-3
<b>Georgia Tech</b>	<b>4-2</b>	<b>16-4</b>
NC State	2-1	14-6
Virginia	3-3	12-6
North Carolina	2-4	16-4
Virginia Tech	2-4	13-7
Pitt	1-2	11-7
Duke	2-4	12-9
California	2-4	9-10
Boston College	2-4	7-9
Notre Dame	1-5	11-6
Miami	0-3	12-9

**2025 HONORS**
**DREW BURRESS**

Preseason 1st Team All-American (D1 Baseball)  
 Preseason 1st Team All-American (NCBWA)  
 Golden Spikes Award (Watch List)  
 Preseason ACC Player of the Year (D1 Baseball)  
 No. 1 Sophomore in College Baseball (Perfect Game)

**MASON PATEL**

ACC Co-Pitcher of the Week - Feb. 24

**2025 MLB #PROJACKETS**

Joey Bart, C	Pirates
Buck Farmer, RHP	Braves
Justyn-Henry Malloy, OF	Tigers
Brant Hurter, LHP	Tigers
Kyle McCann	Athletics
Xzavion Curry, RHP	Marlins
Amos Willingham, RHP	Nationals

**2025 ACC TOURNAMENT**

Beginning this spring with the 2025 ACC Baseball Championship in Durham, North Carolina, all 16 teams in the ACC will compete in a single-elimination championship. The championship will remain six days as it has in previous years, running from Tuesday, May 20, through Sunday, May 25, 2025, from Durham Bulls Athletic Park.

"There's once again tremendous excitement surrounding ACC Baseball and today's announcement will bring an improved championship experience for our student-athletes, coaches, and fans alike," stated ACC Commissioner Jim Phillips Ph.D. "Nationally, the ACC is once again well-represented in the preseason polls and award lists. After what we know will be a highly competitive regular season, we look forward to showcasing all 16 baseball teams in Durham this May."

Since 2006, the ACC Baseball Championship has been played in a pool play or round-robin style format. The tournament last expanded its field size in 2017, moving from 10 to 12 teams.

Under the new format, the top four seeds in the championship will be based off the performance in the regular season and will receive a double-bye into the quarterfinal round, which is scheduled to be held on Thursday and Friday. Seeds five through eight will earn a bye into Wednesday's second round. Seeds 9-16 will begin play with four first round games on Tuesday.

**LET'S BRAG ABOUT BURRESS**

*"Burress is as big a star as you'll find in college baseball, the reigning D1Baseball Freshman of the Year and a 2024 first-team All-American after hitting .381/.512/.821 with 25 homers. He's a no-brainer first-team preseason All-American as a sophomore, and our preseason pick for ACC Player of the Year.*

**– D1Baseball**

- In 2024, Drew Burress established himself as one of the best hitters in college baseball and one of the most exciting prospects to watch leading up to the 2026 draft. If he can continue his historic run through the ranks of NCAA Baseball, every MLB front office will be begging for Burress to become the next face of the franchise.

- Burress hit 25 home runs last season, one shy of the Georgia Tech program record (set by Kevin Parada in 2022) and two shy of the NCAA freshman home run record set by Tommy White (NC State) in 2022 as well.

*"If he continues to crush the ball at anything mirroring his current rate, he could follow in [Dylan] Crews' footsteps and reach his high ceiling when he's eligible for the 2026 Draft."*

**– Jesus Cano, MLB.com**

- Burress can claim to have an unofficial piece of the GT home run record since he hit a home run against Georgia that would ultimately not be recorded officially after the game was ended due to rain.

- Last year, Burress became the 1st Yellow Jacket to ever slug over .800 with at least 200 at bats. His .821 slugging percentage led all Division I freshman and 6th overall among those with 200+ ABs.

- Not only did Burress turn heads with his bat but he also set the Georgia Tech record for the most assists by an outfielder in a single season, gunning down 10 runners from his spot in center field.

*"He has thunderous bat speed and does a nice job creating leverage in his swing, and shows off plus power, especially to the pull side."*

**– Peter Flaherty, Baseball America**

- This season, Burress has placed an emphasis on showing off his base running. After stealing 8 bags on 10 attempts last year, Burress feels that his speed isn't getting enough attention & looks to amend that in 2025.

- He became the fastest Yellow Jacket in program history to reach 30 career home runs – doing so in just 73 games, a full 20 games faster than the previous record holder, Kevin Parada and faster than legendary Tech sluggers such as Jason Varitek, Mark Teixeira and Nomar Garciaparra

*"From Day 1, you never thought he was a freshman. He's a very mature kid. He doesn't mix any words about it. He wants to be a first-round pick. He wants to be the best player in the country. That's what drives him. That's his passion. He is one of those guys that makes everybody around him better. Every day."*

**– Danny Hall, ABCA Hall of Famer**
**GEORGIA TECH'S TRIPLE CROWN WINNERS**

Year	Player	HR	RBI	AVG
1958	Earl Moore	4	15	.287
1959	Roger Kaiser	4	32	.373
1960	George Inman	7	24	.360
1968	Ted Tomasovich	5	38	.381
1975	Frank Turner	2	30	.376
1991	Andy Bruce	22*	96*	.345
1992	<i>Jason Varitek*</i>	11	52	.406*
1993	<i>Jason Varitek</i>	22*	72	.404
1994	Jay Payton	20	102*	.434*
1997	Mark Fischer	24*	98	.354
1999	<i>Mark Teixeira</i>	13	65	.387
2016	Matt Gonzalez	11	54	.378
2024	Drew Burress	25	67	.381

\* denotes is/was school record

*italics indicates member of College Baseball Hall of Fame*

**ACTIVE NCAA D1 CAREER SLUGGING % LEADERS**

Rank	Player	School	Class	Slug %
1	<b>Drew Burress</b>	<b>Georgia Tech</b>	<b>Soph.</b>	<b>.820</b>
2	Nolan Schubart	Oklahoma St.	Jr.	.722
3	Grant Jay	Dallas Baptist	Jr.	.721
4	Jared Jones	LSU	Jr.	.713
5	Dalton Beck	LSU	Sr.	.708
6	Jack Moroknek	Butler	Jr.	.705
7	John Bay	Austin Peay	Sr.	.702
8	Avery Neaves	Col. of Charleston	Sr.	.699
9	Logan Sutter	Purdue	Sr.	.696
10	Ethan Petry	South Carolina	Jr.	.685

\* minimum of 200 career ABs

**ACTIVE NCAA CAREER SLUGGING % LEADERS - All Divisions**


Rank	Player	School	Div.	Slug %
1	Mackenzie Wainwright	Lenoir-Rhyne	II	.917
2	Adam Paniagua	Regis (Colo.)	II	.825
3	<b>Drew Burress</b>	<b>Georgia Tech</b>	<b>I</b>	<b>.820</b>
4	Kolby Felix	Colorado Mesa	II	.801
5	Adam Cootway	Wisc-Whitewater	III	.794
6	Caleb Cyr	Johns Hopkins	III	.785
7	Rylan Smith	Guilford (NC)	III	.768
8	Liam Daly	Purchase (NY)	III	.765
9	Brevin McCool	Lubbock Christian	II	.764
10	Eli Frank	Wisc-Whitewater	III	.752

\* minimum of 200 career ABs

## 2025 RECORD BREAKDOWN

	ACC	Overall
Overall	4-2	16-4
Home	2-1	13-3
Road	2-1	3-1
Neutral	0-0	0-0
Day Games	3-2	13-4
Night Games (6 p.m. or later)	1-0	3-0
Yellow Jackets Score First	2-2	8-3
Opponent Scores First	2-0	8-1
Yellow Jackets Score in 1st inning	1-2	7-3
Walk-off Victories	0-0	2-0
As a Ranked Team (All Polls)	0-0	0-0
Vs. Ranked Team (All Polls)	0-0	0-0
Vs. LHP (starter)	0-2	7-3
Vs. RHP (starter)	4-0	9-2
Yellow Jacket Starter 6+ IP	1-0	1-0
Yellow Jacket Starter 7+ IP	0-0	0-0
Yellow Jacket Starter 8+ IP	0-0	0-0
Hitting A Home Run	1-2	13-2
Not Hitting A Home Run	3-0	3-2
Out Hit Opponent	4-0	15-1
Get Out Hit By Opponent	0-1	1-2
Equal Number of Hits	0-1	0-1
February	0-0	8-2
March	4-2	8-2
April	0-0	0-0
May	0-0	0-0
June	0-0	0-0
Monday	0-0	0-1
Tuesday	0-0	2-0
Wednesday	0-0	2-0
Thursday	0-0	0-0
Friday	2-0	5-0
Saturday	1-1	3-2
Sunday	1-1	4-1
One-Run Games	1-0	2-0
Two-Run Games	1-1	3-2
Three-Run Games	0-1	1-1
Four+ Run Games	2-0	10-1
Leading After 6	3-0	12-2
Trailing After 6	1-2	2-2
Tied After 6	0-0	2-0
Leading After 7	1-0	9-1
Trailing After 7	1-2	2-3
Tied After 7	1-0	1-0
Leading After 8	1-0	9-0
Trailing After 8	1-2	2-4
Tied After 8	1-0	1-0
Shutouts	0-0	0-0
Extra Innings	0-0	0-0
Score 0-5 Runs	1-1	4-2
Score 6-9 Runs	1-0	3-1
Score 10+ Runs	2-1	9-1
Allow 0-5 Runs	3-0	13-1
Allow 6+ Runs	1-2	3-3
Commit 0 Errors	1-2	6-4
Commit 1 Error	2-0	7-0
Commit 2+ Errors	1-0	3-0

## HALL OF FAME COACH



• **Danny Hall** is in his 32nd season at Georgia Tech and his 38th overall as a head coach in 2025. He is the winningest baseball coach in Tech history with 1,214 wins.

• Hall, who won his 1,400th career game on April 14, 2024 and his 1,200th win at Georgia Tech on May 12, 2024, stands second among active Division I coaches in career victories entering the 2025 season.

• Prior to the 2024 season, Hall was named to the ABCA Hall of Fame.

• In his career – both as an assistant and head coach – Hall has been part of over 1,600 victories and seven trips to the College World Series.

• Hall has led Tech to the NCAA Tournament on 22 occasions and guided the Jackets to the NCAA College World Series in 1994, 2002 and 2006 -- the program's only three berths.

## HALL BY THE NUMBERS

<b>1,425</b>	Career wins as a head coach
<b>1,217</b>	Wins at Georgia Tech
<b>163</b>	Total draft picks coached at Tech
<b>144</b>	All-ACC honors
<b>121</b>	All-American selections by 46 GT players
<b>52</b>	Tech's school record for wins set in 2002
<b>29</b>	Freshman all-Americans
<b>22</b>	NCAA Regional appearances at Tech
<b>18</b>	Top-two ACC offensive finishes
<b>19</b>	Academic all-America honors by GT players
<b>15</b>	Yellow Jackets drafted in the first round
<b>7</b>	ACC regular season/division titles ('97, '00, '04, '05, '11, '19, '21)
<b>6</b>	NCAA Super Regional appearances at Tech
<b>5</b>	ACC tournament titles (2000, 2003, 2005, 2012, 2014)
<b>3</b>	ACC tournament titles (2000, 2003, 2005, 2012, 2014)

## WINNINGEST ACTIVE DIVISION I BASEBALL COACHES

Name	Seasons	Current School	At School Since	Wins	Losses	Ties	Win %
Paul Mainieri	40	South Carolina	2025	1521	782	7	.660
<b>Danny Hall</b>	<b>38</b>	<b>Georgia Tech</b>	<b>1994</b>	<b>1427</b>	<b>778</b>	<b>1</b>	<b>.647</b>
Elliott Avent	37	NC State	1996	1274	832	2	.605
Dave Van Horn	32	Arkansas	2003	1272	627	0	.670
Rich Hill	38	Hawaii	2022	1187	803	4	.596
Steve Owens	34	Rutgers	2020	1055	589	3	.641
Rick Heller	38	Iowa	2014	1051	786	5	.572
Tim Corbin	29	Vanderbilt	2003	1042	586	1	.640
Mike Bianco	28	Ole Miss	2001	1021	618	1	.623
Rich Maloney	30	Ball St.	2013	1002	652	2	.606

*Coach Hall's .647 win percentage is 19th among the 142 head coaches across Division I with a minimum of 10 seasons coached*

### TEAM GAME HIGHS

Batting	
At bats.....	39 - vs West Georgia (Feb 26)
Runs scored.....	16 - vs West Georgia (Feb 26)
.....	16 - vs Western Michigan (Feb 28)
Hits.....	18 - vs Western Michigan (Mar 01)
RBI's.....	16 - vs Western Michigan (Feb 28)
Doubles.....	7 - vs Marshall (Feb 23)
.....	7 - vs Western Michigan (Mar 02)
Triples.....	1 - (4 times)
Home runs.....	4 - vs Western Michigan (Feb 28)
.....	4 - vs Pitt (March 16)
Total bases.....	32 - vs West Georgia (Feb 26)
.....	32 - vs Western Michigan (Feb 28)
Walks.....	10 - vs Pitt (March 15)
Strikeouts.....	13 - vs Old Dominion (Feb 15)
Sac hits.....	3 - vs Old Dominion (Feb 14)
Sac flies.....	2 - (7 times)
Stolen bases.....	6 - vs West Georgia (Feb 26)
.....	6 - at Virginia Tech (Mar 07)
Hit by pitch.....	4 - vs Marshall (Feb 22)
.....	4 - vs Marshall (Feb 23)
.....	4 - vs Western Michigan (Mar 02)
Caught stealing.....	1 - (5 times)
.....	1 - vs Western Michigan (Mar 02)
Runners LOB.....	14 - vs Marshall (Feb 22)
Hit into DP.....	1 - (8 times)
Fielding	
Putouts.....	27 - (13 times)
Assists.....	15 - vs Marshall (Feb 23)
Errors.....	2 - vs Marshall (Feb 23)
.....	2 - vs Kennesaw State (Mar 04)
.....	2 - at Virginia Tech (Mar 07)
Passed balls.....	2 - vs Western Michigan (Feb 28)
DPs turned.....	2 - vs Old Dominion (Feb 14)
.....	2 - vs Pitt (March 15)
Pitching	
Innings pitched.....	9.0 - (13 times)
Runs allowed.....	12 - vs Marshall (Feb 24)
.....	12 - vs Pitt (March 16)
Earned runs.....	12 - vs Marshall (Feb 24)
Walks allowed.....	7 - vs Old Dominion (Feb 15)
.....	7 - at Virginia Tech (Mar 09)
.....	7 - vs Pitt (March 16)
Strikeouts.....	16 - vs Old Dominion (Feb 15)
Hits allowed.....	16 - vs Marshall (Feb 24)
Doubles allowed.....	4 - vs Pitt (March 16)
Triples allowed.....	1 - vs Marshall (Feb 21)
.....	1 - vs Kennesaw State (Mar 04)
Homers allowed.....	4 - vs Marshall (Feb 24)
Wild pitches.....	2 - vs West Georgia (Feb 26)
.....	2 - vs Western Michigan (Mar 02)
.....	2 - vs Kennesaw State (Mar 04)
Hit batters.....	8 - vs Marshall (Feb 23)

### INDIVIDUAL GAME HIGHS

Batting	
At bats:.....	6 - Kyle Lodise at Virginia Tech (Mar 09)
Runs scored:.....	3 - (10 times)
Hits:.....	3 - (17 times)
RBI's:.....	6 - Alex Hernandez vs Pitt (March 16)
.....	5 - Kent Schmidt vs West Georgia (Feb 26)
Doubles:.....	2 - (8 times)
Triples:.....	1 - (4 times)
Home runs:.....	2 - Alex Hernandez vs Pitt (March 16)
Total bases:.....	8 - Alex Hernandez vs Pitt (March 16)
.....	8 - Drew Burress vs Pitt (March 16)
Walks:.....	2 - (18 times)
Strikeouts:.....	3 - (4 times)
Sac hits:.....	1 - (8 times)
Sac flies:.....	1 - (19 times)
Stolen bases:.....	2 - (5 times)
Hit by pitch:.....	2 - Vahn Lackey vs Marshall (Feb 23)
Caught stealing:.....	1 - (5 times)
Runners LOB:.....	5 - Alex Hernandez vs W. Michigan (Mar 02)
Fielding	
Putouts:.....	15 - Kent Schmidt vs Georgia State (Mar 11)
Assists:.....	7 - Carson Kerce vs Georgia State (Mar 11)
Errors:.....	1 - (12 times)
Passed balls:.....	2 - Drew Rogers vs Western Michigan (Feb 28)
Pitching	
Innings pitched:.....	6.0 - Tate McKee vs Pitt (March 14)
Runs allowed:.....	5 - Riley Stanford at Virginia Tech (Mar 09)
Earned runs:.....	4 - Riley Stanford at Virginia Tech (Mar 09)
Walks allowed:.....	5 - Riley Stanford vs Western Michigan (Mar 02)
Strikeouts:.....	10 - Tate McKee vs Western Michigan (Feb 28)
Hits allowed:.....	7 - Tate McKee vs Western Michigan (Feb 28)
.....	7 - Riley Stanford vs Western Michigan (Mar 02)
Doubles allowed:.....	2 - (7 times)
Triples allowed:.....	1 - Tate McKee vs Marshall (Feb 21)
.....	1 - Caden Spivey vs Kennesaw State (Mar 04)
Homers allowed:.....	2 - Sam Swygert at Virginia Tech (Mar 08, 2025)
Wild pitches:.....	2 - Kayden Campbell vs Western Michigan (Mar 02)
Hit batters:.....	5 - Riley Stanford vs Marshall (Feb 23)

# STARTERS

## STARTING PITCHERS GAME-BY-GAME

### STARTING PITCHER RECORDS

PITCHER	2025 Starts	2025 Record	Career Record
Tate McKee	5	3-0	6-2
Brady Jones	5	2-0	2-0
Riley Stanford	5	0-0	0-0
Connor Chicoli	3	0-0	0-0
Caden Spivey	2	0-0	0-0

\* CAREER RECORD IS RECORD AS A STARTER (NOT OVERALL)

PITCHER	DATE	OPPONENT	DEC.	IP	H	R	ER	BB	SO	NP	SCORE	FINAL
												W/LEFT
Tate McKee	2/14	Old Dominion	ND	5.0	2	1	0	2	3	72	1-1	W, 3-2
Brady Jones	2/15	Old Dominion	ND	0.0	1	3	3	3	0	22	0-3	W, 7-3
Riley Stanford	2/16	Old Dominion	ND	4.0	5	1	1	1	5	68	0-1	W, 7-4
Connor Chicoli	2/18	at GASO	ND	2.0	5	3	3	0	0	30	1-3	W, 5-3
Tate McKee	2/21	Marshall	WIN	5.0	3	1	1	2	6	75	9-1	W, 12-1
Brady Jones	2/22	Marshall	ND	5.0	1	1	1	2	7	70	1-1	L, 2-4
Riley Stanford	2/23	Marshall	ND	4.0	2	3	1	2	3	76	5-3	W, 11-6
Caden Spivey	2/24	Marshall	ND	3.0	2	2	2	2	3	61	5-2	L, 8-12
Connor Chicoli	2/26	West Georgia	ND	4.0	6	3	3	0	3	57	5-3	W, 16-7
Tate McKee	2/28	Western Michigan	WIN	5.0	7	3	3	2	10	85	8-4	W, 16-4
Brady Jones	3/1	Western Michigan	WIN	5.0	3	1	0	3	9	89	5-1	W, 14-1
Riley Stanford	3/2	Western Michigan	ND	4.0	7	3	3	5	6	98	8-3	W, 13-3
Caden Spivey	3/4	Kennesaw State	ND	1.1	4	4	3	2	3	42	2-4	W, 11-4
Tate McKee	3/7	at Virginia Tech	ND	4.1	4	3	2	2	7	97	2-3	W, 4-3
Brady Jones	3/8	at Virginia Tech	ND	2.0	1	3	3	4	2	51	1-3	L, 5-8
Riley Stanford	3/9	at Virginia Tech	ND	3.0	4	5	4	4	3	52	6-5	W, 8-6
Connor Chicoli	3/11	vs. Georgia St.	ND	4.0	2	0	0	2	2	71	2-0	W, 4-2
Tate McKee	3/14	vs. Pitt	WIN	6.0	2	1	1	2	6	94	7-1	W, 10-1
Brady Jones	3/15	vs. Pitt	WIN	4.0	5	0	0	3	3	74	2-0	W, 11-1
Riley Stanford	3/16	vs. Pitt	ND	3.1	2	3	3	2	4	62	6-3	L, 10-12

### STARTING PITCHER STATS

(All games Sorted by Earned run avg)

Player	era	w-l	app	gs	cg	sho	sv	ip	h	r	er	bb	so	2b	3b	hr	b/avg	wp	hp	bk	sfa	sha
Tate McKee	2.49	3-0	5	5	0	0/0	0	25.1	18	9	7	10	32	6	1	1	.202	1	2	1	1	0
Brady Jones	3.94	2-0	5	5	0	0/0	0	16.0	11	8	7	15	21	1	0	1	.193	2	3	0	0	1
Connor Chicoli	5.40	0-0	3	3	0	0/0	0	10.0	13	6	6	2	5	4	0	1	.333	0	0	0	1	1
Riley Stanford	5.89	0-0	5	5	0	0/0	0	18.1	20	15	12	14	21	3	0	3	.290	0	8	0	0	1
Caden Spivey	10.38	0-0	2	2	0	0/0	0	4.1	6	6	5	4	6	1	1	0	.316	1	1	0	1	0
Totals	4.50	5-0	20	20	0	0/0	0	74.0	68	44	37	45	85	15	2	6	.249	4	14	1	3	3
Opponents	9.59	2-8	20	20	0	0/0	0	71.1	105	82	76	41	62	35	1	16	.340	9	11	0	7	4

**BULLPEN GAME-BY-GAME**

OPPONENT	DATE	W-L-S	PITCHERS	INN.	IP	H	R-ER	BB-SO
Old Dominion	Feb. 14	1-0-0	Ballard, Paden (W)	6th	4.0	4	1-1	0-7
Old Dominion	Feb. 15	1-0-0	Gaudette, Spivey, Swygert, Barfield, McMullen, Royer (W)	1st	9.0	3	<b>0-0</b>	4-16
Old Dominion	Feb. 16	1-0-1	Buursema, Campbell (W), Evans, Hernandez (SV)	5th	5.0	4	3-3	4-9
at GASO	Feb. 18	1-0-1	Patel (W), Gaudette, Paden (SV)	3rd	7.0	2	<b>0-0</b>	1-12
Marshall	Feb. 21	0-0-0	Swygert, Campbell	6th	2.0	1	<b>0-0</b>	0-2
Marshall	Feb. 22	0-1-0	Ballard, Gaudette, McMullen	6th	4.0	4	3-3	2-4
Marshall	Feb. 23	1-0-0	Buursema, Patel (W), Royer, Lankie, Johnson	5th	5.0	6	3-3	2-4
Marshall	Feb. 24	0-1-0	Swygert, Gaudette, Hernandez, Campbell, Musci, Barfield	4th	6.0	14	10-10	3-7
West Georgia	Feb. 26	1-0-0	Barfield, Royer, Patel, Johnson, McKelvey	5th	5.0	8	4-4	1-5
Western Michigan	Feb. 28	0-0-1	Buursema, Gaudette, Ballard (SV)	6th	4.0	1	1-1	0-3
Western Michigan	March 1	0-0-0	Swygert, Paden	6th	2.0	2	<b>0-0</b>	1-2
Western Michigan	March 2	1-0-0	McMullen (W), Campbell	5th	3.0	2	<b>0-0</b>	1-4
Kennesaw State	March 4	1-0-0	Patel (W), Gaudette, Swygert, Hernandez, Royer	2nd	7.2	6	<b>0-0</b>	1-9
at Virginia Tech	March 7	1-0-0	Patel (W)	5th	4.2	0	<b>0-0</b>	1-2
at Virginia Tech	March 8	0-1-0	Ballard (L), Swygert, Cambell, Gaudette	3rd	7.0	8	5-5	0-5
at Virginia Tech	March 9	1-0-1	Paden, Spivey (W), Barfield, McMullen (SV)	4th	6.0	3	1-1	3-6
vs. Georgia St	March 11	1-0-0	McMullen, Swygert, Ballard, Barfield, Patel (W)	5th	5.0	1	4-2	4-0
vs. Pitt	March 14	0-0-0	Spivey, Royer	7th	3.0	1	<b>0-0</b>	3-4
vs. Pitt	March 15	0-0-1	Patel (SV)	5th	3.0	3	1-1	1-4
vs. Pitt	March 16	0-1-0	Gaudette, Barfield, Swygert (L), Campbell, McMullen, McKelvey, Chicoli	4th	5.2	11	9-9	5-5

**BULLPEN STATS**
**(All games Sorted by Earned run avg)**

Player	era	w-l	app	gs	cg	sho	sv	ip	h	r	er	bb	so	2b	3b	hr	b/avg	wp	hp	bk	sfa	sha
Caden Spivey	0.00	1-0	3	0	0	0/0	0	6.1	2	0	0	5	8	0	0	0	.100	0	0	0	0	1
Ryan Johnson	0.00	0-0	2	0	0	0/0	0	2.0	1	0	0	0	3	1	0	0	.143	0	0	0	0	0
Joshua Evans	0.00	0-0	1	0	0	0/0	0	0.1	0	0	0	1	0	0	0	0	.000	0	1	0	0	0
Mason Patel	0.39	6-0	7	0	0	0/0	1	23.0	9	1	1	4	21	3	0	0	.115	1	2	0	0	0
Jaylen Paden	1.17	1-0	4	0	0	0/0	1	7.2	3	1	1	3	11	0	0	0	.120	0	2	0	0	0
Cooper McMullen	1.42	1-0	6	0	0	0/0	1	6.1	3	1	1	5	4	1	0	0	.158	0	1	0	0	1
Kayden Campbell	3.00	1-0	6	0	0	0/0	0	6.0	7	2	2	1	7	2	0	1	.280	3	2	0	0	0
Brett Barfield	3.00	0-0	6	0	0	0/0	0	3.0	4	1	1	2	2	1	0	1	.333	0	1	0	0	0
Caden Gaudette	5.23	0-0	8	0	0	0/0	0	10.1	12	6	6	3	15	2	0	1	.300	0	0	0	2	1
Sam Swygert	5.56	0-1	8	0	0	0/0	0	11.1	12	7	7	3	12	4	0	2	.261	1	2	0	1	0
Cole Royer	5.79	1-0	5	0	0	0/0	0	4.2	6	3	3	2	6	0	0	0	.316	2	2	0	0	0
Carson Ballard	8.59	0-2	5	0	0	0/0	1	7.1	11	7	7	1	8	3	0	1	.333	0	2	0	0	0
Alex Hernandez	9.00	0-1	3	0	0	0/0	1	3.0	2	3	3	2	3	0	0	1	.182	0	0	0	0	0
Adam McKelvey	9.00	0-0	2	0	0	0/0	0	1.0	1	1	1	1	1	0	0	0	.333	0	0	0	0	0
Connor Chicoli	9.00	0-0	1	0	0	0/0	0	1.0	3	1	1	0	2	0	0	0	.600	0	0	0	1	0
Porter Buursema	13.50	0-0	3	0	0	0/0	0	2.2	3	4	4	3	6	0	0	0	.300	0	4	0	1	0
Thorpe Musci	27.00	0-0	1	0	0	0/0	0	0.2	1	2	2	1	1	0	0	1	.333	1	0	0	0	0
Jake Lankie	81.00	0-0	1	0	0	0/0	0	0.1	4	3	3	0	0	2	0	0	.800	0	0	0	0	0
Totals	3.99	11-4	20	0	0	0/0	5	97.0	84	43	43	37	110	19	0	8	.232	8	19	0	5	3
Opponents	8.76	2-8	20	0	0	0/0	3	88.1	115	95	86	71	80	28	3	13	.320	10	18	1	12	4

**2025 OVERALL STATS**

**@GTBASEBALL**  
**Overall Statistics for Georgia Tech (as of Mar 16, 2025)**  
**(All games Sorted by Batting avg)**

Record: 16-4 Home: 13-3 Away: 3-1 ACC: 4-2

Player	avg	gp-gs	ab	r	h	2b	3b	hr	rbi	tb	slg%	bb	hp	so	gdp	ob%	sf	sh	sb-att	po	a	e	fld%		
Kent Schmidt	.418	20-20	79	24	33	10	0	2	23	49	.620	11	3	12	0	.490	3	0	4-4	143	2	0	1.000		
Carson Kerce	.390	20-19	59	15	23	9	0	0	14	32	.542	8	2	10	1	.465	2	2	3-5	17	42	0	1.000		
Kyle Lodise	.367	20-20	79	27	29	11	0	5	17	55	.696	16	4	16	1	.490	1	0	6-6	17	48	2	.970		
Drew Burress	.364	20-20	77	26	28	11	0	8	26	63	.818	19	2	15	0	.490	2	0	6-7	44	1	0	1.000		
Vahn Lackey	.360	20-20	75	18	27	5	0	1	10	35	.467	9	4	15	1	.444	2	1	7-8	127	22	2	.987		
Alex Hernandez	.316	20-20	79	17	25	5	1	7	28	53	.671	9	1	12	2	.376	4	0	2-2	28	19	2	.959		
Caleb Daniel	.300	15-14	50	11	15	4	1	1	8	24	.480	6	4	2	0	.417	0	0	2-2	13	11	0	1.000		
Parker Brosius	.268	20-17	56	9	15	3	1	0	14	20	.357	11	3	20	0	.397	3	3	12-12	32	1	3	.917		
Tyler Neises	.262	18-10	42	9	11	3	1	1	9	19	.452	11	2	6	0	.429	1	0	3-3	13	1	2	.875		
-----																									
Drew Rogers	.231	8-8	26	4	6	0	0	3	11	15	.577	2	0	15	0	.286	0	1	0-0	66	9	1	.987		
Nathan Waugh	.217	11-7	23	8	5	1	0	1	5	9	.391	7	1	8	1	.419	0	0	0-1	0	0	0	.000		
John Giesler	.182	6-4	11	2	2	0	0	0	0	2	.182	2	1	6	0	.357	0	0	0-0	0	0	0	.000		
Will Baker	.125	8-1	8	3	1	1	0	0	1	2	.250	1	0	3	0	.200	1	1	0-0	1	3	0	1.000		
Nahanael Coupet	.000	3-0	2	0	0	0	0	0	0	0	.000	0	0	2	0	.000	0	0	0-0	3	0	0	1.000		
Connor Shouse	.000	4-0	2	3	0	0	0	0	0	0	.000	0	2	0	0	.500	0	0	1-1	0	0	0	.000		
Joshua Evans	.000	8-0	0	1	0	0	0	0	0	0	.000	0	0	0	0	.000	0	0	0-0	4	0	0	1.000		
Totals	.329	20	668	177	220	63	4	29	166	378	.566	112	29	142	6	.436	19	8	46-51	513	180	13	.982		
Opponents	.239	20	635	87	152	34	2	14	84	232	.365	82	33	195	7	.352	8	6	14-23	479	144	21	.967		

LOB - Team (180), Opp (164). DPs turned - Team (9), Opp (8). IBB - Team (2), Burress, D 2, Opp (1). Picked off - Kerce, C 2.

**(All games Sorted by Earned run avg)**

Player	era	w-l	app	gs	cg	sho	sv	ip	h	r	er	bb	so	2b	3b	hr	b/avg	wp	hp	bk	sfa	sha	
Mason Patel	0.39	6-0	7	0	0	0/0	1	23.0	9	1	1	4	21	3	0	0	.115	1	2	0	0	0	
Tate McKee	2.49	3-0	5	5	0	0/0	0	25.1	18	9	7	10	32	6	1	1	.202	1	2	1	1	0	
Brady Jones	3.94	2-0	5	5	0	0/0	0	16.0	11	8	7	15	21	1	0	1	.193	2	3	0	0	1	
Riley Stanford	5.89	0-0	5	5	0	0/0	0	18.1	20	15	12	14	21	3	0	3	.290	0	8	0	0	1	
-----																							
Ryan Johnson	0.00	0-0	2	0	0	0/0	0	2.0	1	0	0	0	3	1	0	0	.143	0	0	0	0	0	
Joshua Evans	0.00	0-0	1	0	0	0/0	0	0.1	0	0	0	1	0	0	0	0	.000	0	1	0	0	0	
Jaylen Paden	1.17	1-0	4	0	0	0/0	1	7.2	3	1	1	3	11	0	0	0	.120	0	2	0	0	0	
Cooper McMullen	1.42	1-0	6	0	0	0/0	1	6.1	3	1	1	5	4	1	0	0	.158	0	1	0	0	1	
Kayden Campbell	3.00	1-0	6	0	0	0/0	0	6.0	7	2	2	1	7	2	0	1	.280	3	2	0	0	0	
Brett Barfield	3.00	0-0	6	0	0	0/0	0	3.0	4	1	1	2	2	1	0	1	.333	0	1	0	0	0	
Caden Spivey	4.22	1-0	5	2	0	0/0	0	10.2	8	6	5	9	14	1	1	0	.205	1	1	0	1	1	
Caden Gaudette	5.23	0-0	8	0	0	0/0	0	10.1	12	6	6	3	15	2	0	1	.300	0	0	0	2	1	
Sam Swygert	5.56	0-1	8	0	0	0/0	0	11.1	12	7	7	3	12	4	0	2	.261	1	2	0	1	0	
Connor Chicoli	5.73	0-0	4	3	0	0/0	0	11.0	16	7	7	2	7	4	0	1	.364	0	0	0	2	1	
Cole Royer	5.79	1-0	5	0	0	0/0	0	4.2	6	3	3	2	6	0	0	0	.316	2	2	0	0	0	
Carson Ballard	8.59	0-2	5	0	0	0/0	1	7.1	11	7	7	1	8	3	0	1	.333	0	2	0	0	0	
Alex Hernandez	9.00	0-1	3	0	0	0/0	1	3.0	2	3	3	2	3	0	0	1	.182	0	0	0	0	0	
Adam McKelvey	9.00	0-0	2	0	0	0/0	0	1.0	1	1	1	1	1	0	0	0	.333	0	0	0	0	0	
Porter Buursema	13.50	0-0	3	0	0	0/0	0	2.2	3	4	4	3	6	0	0	0	.300	0	4	0	1	0	
Thorpe Musci	27.00	0-0	1	0	0	0/0	0	0.2	1	2	2	1	1	0	0	1	.333	1	0	0	0	0	
Jake Lankie	81.00	0-0	1	0	0	0/0	0	0.1	4	3	3	0	0	2	0	0	.800	0	0	0	0	0	
Totals	4.21	16-4	20	20	0	0/0	5	171.0	152	87	80	82	195	34	2	14	.239	12	33	1	8	6	
Opponents	9.13	4-16	20	20	0	0/0	3	159.2	220	177	162	112	142	63	4	29	.329	19	29	1	19	8	

PB - Team (3), Rogers, D 3, Opp (3). Pickoffs - Team (2), Lackey, V 1, Stanford, R 1, Opp (2). SBA/ATT - Lackey, V (10-14), Rogers, D (4-9), Stanford, R (4-7), McKee, T (4-7), Gaudette, C (2-2), McMullen, C (0-1), Hernandez, A (1-1), Royer, C (0-1), Patel, M (1-1), Jones, B (0-1), Chicoli, C (1-1), Spivey, C (1-1).

## 2025 ACC STATS

**@GTBASEBALL**  
**Conference statistics for Georgia Tech (as of Mar 16, 2025)**  
**(ACC games only Sorted by Batting avg)**

Record: 4-2 Home: 2-1 Away: 2-1 ACC: 4-2

Player	avg	gp-gs	ab	r	h	2b	3b	hr	rbi	tb	slg%	bb	hp	so	gdp	ob%	sf	sh	sb-att	po	a	e	fld%	
Drew Burress	.375	6-6	24	9	9	5	0	3	8	23	.958	5	1	4	0	.500	0	0	1-1	13	0	0	1.000	
Kent Schmidt	.357	6-6	28	5	10	4	0	0	5	14	.500	1	0	6	0	.367	1	0	0-0	50	2	0	1.000	
Kyle Lodise	.357	6-6	28	7	10	5	0	1	4	18	.643	3	0	5	1	.419	0	0	2-2	4	13	0	1.000	
Carson Kerce	.333	6-6	18	3	6	1	0	0	6	7	.389	5	0	4	0	.458	1	1	1-2	5	15	0	1.000	
Alex Hernandez	.292	6-6	24	4	7	0	1	2	9	15	.625	4	0	5	0	.379	1	0	2-2	7	11	2	.900	
Caleb Daniel	.292	6-6	24	5	7	1	1	1	7	13	.542	1	2	2	0	.370	0	0	0-0	7	0	0	1.000	
Vahn Lackey	.292	6-6	24	5	7	1	0	0	1	8	.333	5	0	6	0	.414	0	0	3-4	44	6	1	.980	
Parker Brosius	.267	6-5	15	4	4	0	0	0	1	4	.267	4	0	5	0	.421	0	2	4-4	6	1	0	1.000	
John Giesler	.222	5-3	9	2	2	0	0	0	0	2	.222	2	1	5	0	.417	0	0	0-0	0	0	0	.000	
Tyler Neises	.091	6-3	11	2	1	1	0	0	1	2	.182	5	1	3	0	.412	0	0	2-2	5	0	1	.833	
-----																								
Drew Rogers	.000	1-1	2	0	0	0	0	0	0	0	.000	0	0	1	0	.000	0	0	0-0	6	1	0	1.000	
Nahanael Coupet	.000	1-0	0	0	0	0	0	0	0	0	.000	0	0	0	0	.000	0	0	0-0	2	0	0	1.000	
Will Baker	.000	2-0	0	1	0	0	0	0	1	0	.000	1	0	0	0	.500	1	0	0-0	0	0	0	.000	
Nathan Waugh	.000	2-0	0	0	0	0	0	0	0	0	.000	1	1	0	0	1.000	0	0	0-0	0	0	0	.000	
Joshua Evans	.000	3-0	0	1	0	0	0	0	0	0	.000	0	0	0	0	.000	0	0	0-0	2	0	0	1.000	
Totals	.304	6	207	48	63	18	2	7	43	106	.512	37	6	46	1	.417	4	3	15-17	153	59	4	.981	
Opponents	.233	6	189	31	44	13	0	6	30	75	.397	30	9	51	1	.361	2	2	4-8	152	50	5	.976	

LOB - Team (57), Opp (48). DPs turned - Team (3), Opp (1). IBB - Team (1), Burress, D 1, Opp (1). Picked off - Kerce, C 1.

**(ACC games only Sorted by Earned run avg)**

Player	era	w-l	app	gs	cg	sho	sv	ip	h	r	er	bb	so	2b	3b	hr	b/avg	wp	hp	bk	sfa	sha		
Mason Patel	1.17	1-0	2	0	0	0/0	1	7.2	3	1	1	2	6	1	0	0	.115	0	1	0	0	0		
Tate McKee	2.61	1-0	2	2	0	0/0	0	10.1	6	4	3	4	13	3	0	1	.167	0	1	1	1	0		
Brady Jones	4.50	1-0	2	2	0	0/0	0	6.0	6	3	3	7	5	1	0	0	.261	1	1	0	0	0		
Riley Stanford	9.95	0-0	2	2	0	0/0	0	6.1	6	8	7	6	7	1	0	2	.250	0	1	0	0	0		
-----																								
Caden Spivey	0.00	1-0	2	0	0	0/0	0	3.1	1	0	0	4	3	0	0	0	.100	0	0	0	0	1		
Cooper McMullen	0.00	0-0	2	0	0	0/0	1	1.0	0	0	0	1	0	0	0	0	.000	0	0	0	0	0		
Cole Royer	0.00	0-0	1	0	0	0/0	0	1.0	0	0	0	1	2	0	0	0	.000	1	1	0	0	0		
Brett Barfield	0.00	0-0	2	0	0	0/0	0	0.2	2	0	0	0	1	1	0	0	.500	0	0	0	0	0		
Jaylen Paden	2.45	0-0	1	0	0	0/0	0	3.2	2	1	1	1	4	0	0	0	.154	0	2	0	0	0		
Kayden Campbell	2.70	0-0	2	0	0	0/0	0	3.1	4	1	1	0	2	2	0	0	.286	1	1	0	0	0		
Connor Chicoli	9.00	0-0	1	0	0	0/0	0	1.0	3	1	1	0	2	0	0	0	.600	0	0	0	1	0		
Caden Gaudette	10.12	0-0	2	0	0	0/0	0	2.2	4	3	3	2	2	1	0	0	.400	0	0	0	0	1		
Carson Ballard	18.00	0-1	1	0	0	0/0	0	1.0	3	2	2	0	0	1	0	1	.500	0	0	0	0	0		
Sam Swygert	20.25	0-1	2	0	0	0/0	0	2.2	4	6	6	1	4	2	0	2	.333	0	1	0	0	0		
Adam McKelvey	27.00	0-0	1	0	0	0/0	0	0.1	0	1	1	1	0	0	0	0	.000	0	0	0	0	0		
Totals	5.12	4-2	6	6	0	0/0	2	51.0	44	31	29	30	51	13	0	6	.233	3	9	1	2	2		
Opponents	7.82	2-4	6	6	0	0/0	2	50.2	63	48	44	37	46	18	2	7	.304	4	6	0	4	3		

PB - Team (0), Opp (2). Pickoffs - Team (0), Opp (1). SBA/ATT - Lackey, V (4-7), McKee, T (1-2), Stanford, R (1-2), Rogers, D (0-1), Patel, M (1-1), Spivey, C (1-1), Jones, B (0-1), McMullen, C (0-1).



**2025 SEASON SUMMARY**

**@GTBASEBALL**  
**Games Summary for Georgia Tech (as of Mar 18, 2025)**  
**(All games)**

<b>Score by innings</b>	<b>1</b>	<b>2</b>	<b>3</b>	<b>4</b>	<b>5</b>	<b>6</b>	<b>7</b>	<b>8</b>	<b>9</b>	<b>Total</b>
Georgia Tech	20	28	21	12	18	34	24	6	14	177
Opponents	9	11	11	8	9	16	11	5	7	87

**Record when ...**

Overall	16-4	After 6 leading	12-2
Conference	4-2	..... trailing	2-2
Non-Conference	12-2	..... tied	2-0
Home games	13-3	After 7 leading	9-1
Away games	3-1	..... trailing	2-3
Neutral site	0-0	..... tied	1-0
Day games	13-4	After 8 leading	9-0
Night games	3-0	..... trailing	2-4
vs Left starter	9-1	..... tied	1-0
vs Right starter	7-3		
1-Run games	2-0	Hit 0 home runs	3-2
2-Run games	3-2	... 1 home run	7-0
5+Run games	9-0	... 2+ home runs	6-2
Extra innings	0-0		
Shutouts	0-0	Opponent 0 home runs	11-0
		..... 1 home run	5-2
Scoring 0-2 runs	0-1	..... 2+ HRs	0-2
..... 3-5 runs	4-1		
..... 6-9 runs	3-1	Made 0 errors	6-4
..... 10+ runs	9-1	.... 1 error	7-0
		.... 2+ errors	3-0
Opponent 0-2 runs	6-0		
..... 3-5 runs	7-1	Opp. made 0 errors	5-1
..... 6-9 runs	3-1	..... 1 error	7-2
..... 10+ runs	0-2	..... 2+ errors	4-1
Scored in 1st inning	7-3	Out-hit opponent	15-1
Opp. scored in 1st	6-0	Out-hit by opponent	1-2
Scores first	8-3	Hits are tied	0-1
Opp. scores first	8-1		

**Record when team scores:**

Runs	0	1	2	3	4	5	6	7	8	9	10+
W-L	0-0	0-0	0-1	1-0	2-0	1-1	0-0	2-0	1-1	0-0	9-1

**Record when opponent scores:**

Runs	0	1	2	3	4	5	6	7	8	9	10+
W-L	0-0	4-0	2-0	4-0	3-1	0-0	2-0	1-0	0-1	0-0	0-2

**Record when leading after:**

Inn.	1	2	3	4	5	6	7	8
W-L	6-3	9-2	10-2	12-2	13-2	12-2	9-1	9-0

**Record when trailing after:**

Inn.	1	2	3	4	5	6	7	8
W-L	5-0	5-1	4-1	2-1	3-1	2-2	2-3	2-4

**Record when tied after:**

Inn.	1	2	3	4	5	6	7	8
W-L	5-1	2-1	2-1	2-1	0-1	2-0	1-0	1-0

Current losing streak: 1  
 Longest winning streak: 6  
 Longest losing streak: 1

Home attendance : 20266 ( 16 dates avg = 1266 )  
 Away attendance : 4702 ( 4 dates avg = 1175 )  
 Total attendance: 24968 ( 20 dates avg = 1248 )

**2025 SITUATIONAL STATS**

**@GTBASEBALL**  
**Batting Analysis for Georgia Tech (as of Mar 18, 2025)**  
**(All games Sorted by Player Name)**

Player	vs left			vs right			w/runners			w/bases empty			w/bases loaded			as leadoff			fly	gnd	fly/
	h	ab	avg	h	ab	avg	h	ab	avg	h	ab	avg	h	ab	avg	rch	op	pct	out	out	gnd
Will Baker	0	3	.000	1	5	.200	0	5	.000	1	3	.333	0	0	.000	0	2	.000	3	2	1.5
Parker Brosius	2	19	.105	13	37	.351	11	38	.289	4	18	.222	1	2	.500	1	6	.167	19	7	2.7
Drew Burress	10	28	.357	18	49	.367	15	43	.349	13	34	.382	2	4	.500	5	13	.385	25	10	2.5
Nahanael Coupet	0	0	.000	0	2	.000	0	2	.000	0	0	.000	0	1	.000	0	0	.000	0	0	0.0
Caleb Daniel	4	16	.250	11	34	.324	8	25	.320	7	25	.280	0	0	.000	5	11	.455	19	14	1.4
John Giesler	2	10	.200	0	1	.000	2	6	.333	0	5	.000	0	0	.000	1	3	.333	1	2	0.5
Alex Hernandez	9	30	.300	16	49	.327	15	47	.319	10	32	.313	1	4	.250	8	18	.444	23	21	1.1
Carson Kerce	10	23	.435	13	36	.361	11	30	.367	12	29	.414	1	4	.250	11	21	.524	20	10	2.0
Vahn Lackey	10	31	.323	17	44	.386	16	43	.372	11	32	.344	0	1	.000	8	20	.400	16	19	0.8
Kyle Lodise	8	26	.308	21	53	.396	11	36	.306	18	43	.419	0	1	.000	22	34	.647	17	16	1.1
Tyler Neises	2	12	.167	9	30	.300	8	26	.308	3	16	.188	1	3	.333	5	10	.500	13	10	1.3
Drew Rogers	2	9	.222	4	17	.235	5	18	.278	1	8	.125	1	2	.500	2	5	.400	1	5	0.2
Kent Schmidt	16	33	.485	17	46	.370	22	52	.423	11	27	.407	1	2	.500	7	12	.583	23	14	1.6
Connor Shouse	0	0	.000	0	2	.000	0	2	.000	0	0	.000	0	1	.000	1	1	1.000	0	2	0.0
Nathan Waugh	1	10	.100	4	13	.308	4	17	.235	1	6	.167	0	0	.000	4	7	.571	4	4	1.0
Totals	76	25	.304	144	41	.344	128	39	.328	92	27	.331	8	25	.320	80	16	.491	184	136	1.4
Opponents	12	41	.293	140	59	.236	72	31	.232	80	32	.246	5	20	.250	61	17	.357	138	158	0.9

Player	pinch hitting			w/runners in scoring pos			w/runner on 3r and LT 2 out			with 2 outs			success adv runners			2- rnrns			rch	rch	kl
	h	ab	avg	h	ab	avg	rbi	op	pct	h	ab	avg	adv	op	pct	rbi	w/o	lob	err	fc	kl
Will Baker	1	4	.250	0	2	.000	1	1	1.000	1	2	.500	3	7	.429	0	3	1	1	0	0
Parker Brosius	1	1	1.000	7	23	.304	5	7	.714	8	23	.348	28	52	.538	7	9	18	1	1	5
Drew Burress	0	0	.000	11	26	.423	3	4	.750	11	24	.458	26	50	.520	8	7	15	1	4	3
Nahanael Coupet	0	1	.000	0	2	.000	0	0	.000	0	2	.000	0	2	.000	0	0	4	0	0	0
Caleb Daniel	1	1	1.000	4	17	.235	1	2	.500	6	20	.300	16	29	.552	4	3	13	0	1	1
John Giesler	0	1	.000	1	5	.200	0	0	.000	0	3	.000	3	7	.429	0	0	2	0	0	0
Alex Hernandez	0	0	.000	9	32	.281	9	12	.750	6	29	.207	29	55	.527	8	8	26	2	3	2
Carson Kerce	0	0	.000	9	21	.429	7	8	.875	9	22	.409	19	36	.528	6	8	20	0	3	3
Vahn Lackey	0	0	.000	7	22	.318	5	8	.625	6	19	.316	26	48	.542	2	9	17	1	4	8
Kyle Lodise	0	0	.000	4	19	.211	4	5	.800	7	22	.318	20	41	.488	5	2	15	2	4	8
Tyler Neises	1	4	.250	6	16	.375	2	3	.667	2	15	.133	18	31	.581	3	4	9	3	0	4
Drew Rogers	0	0	.000	5	14	.357	2	5	.400	1	11	.091	6	19	.316	3	1	10	0	0	3
Kent Schmidt	0	0	.000	18	34	.529	5	7	.714	10	25	.400	35	58	.603	4	13	17	0	1	4
Connor Shouse	0	2	.000	0	2	.000	0	0	.000	0	1	.000	1	2	.500	0	0	3	0	1	0
Nathan Waugh	1	2	.500	3	12	.250	2	6	.333	1	5	.200	7	17	.412	2	1	6	0	2	2
Totals	5	16	.313	84	24	.340	46	68	.676	68	22	.305	237	45	.522	52	68	180	11	24	43
Opponents	5	22	.227	46	18	.250	31	44	.705	49	21	.232	153	36	.423	23	38	164	7	20	51

Success Advancing Runners = percentage of times the batter advanced at least one runner during a plate appearance

#Rnrns Adv w/Out = TOTAL number of runners advanced when the player made an out

**TEAM GAME-BY-GAME - Hitting**

Date	Opponent	ab	r	h	rbi	2b	3b	hr	tb	bb	ibb	sb	cs	hbp	sac	sf	gdp	k	po	a	e	lob	avg
Feb 14	OLD DOMINION	24	3	3	3	1	0	1	7	5	0	0	0	1	3	0	1	7	27	9	1	6	.125
Feb 15	OLD DOMINION	31	7	6	7	1	0	1	10	7	0	1	0	0	0	0	1	13	27	7	1	7	.164
Feb 16	OLD DOMINION	34	7	11	6	4	0	1	18	3	0	2	0	2	0	2	0	10	27	5	1	10	.225
Feb 18	at Georgia Southern	34	5	9	5	3	0	2	18	4	0	2	1	1	0	0	1	8	27	8	0	7	.236
Feb 21	MARSHALL	31	12	13	11	4	0	3	26	7	0	2	0	0	0	2	0	4	21	5	0	10	.273
Feb 22	MARSHALL	34	2	7	2	3	0	0	10	5	0	0	0	4	0	0	0	2	27	8	0	14	.261
Feb 23	MARSHALL	36	11	15	11	7	0	2	28	1	0	5	0	4	2	2	0	6	27	15	2	10	.286
Feb 24	MARSHALL	33	8	9	7	2	0	0	11	8	0	3	1	2	0	1	1	8	27	9	0	9	.284
Feb 26	WEST GEORGIA	39	16	17	15	4	1	3	32	9	0	6	0	1	0	2	0	6	27	11	0	11	.304
Feb 28	WESTERN MICHIG	38	16	15	16	3	1	4	32	4	0	1	0	2	0	0	0	5	27	9	1	4	.314
Mar 01	WESTERN MICHIG	34	14	18	14	4	0	1	25	3	0	3	0	1	0	2	0	6	21	8	1	8	.334
Mar 02	WESTERN MICHIG	30	13	14	12	7	0	1	24	5	0	3	1	4	0	1	0	4	21	8	0	9	.344
Mar 04	KENNESAW STAT	34	11	13	10	1	0	2	20	6	1	0	0	1	0	2	0	11	27	6	2	8	.347
*Mar 07	at Virginia Tech	35	4	9	4	0	0	0	9	7	0	6	1	0	0	0	0	9	27	7	2	11	.340
*Mar 08	at Virginia Tech	35	5	9	5	3	1	2	20	3	0	0	0	0	1	0	0	9	24	14	0	7	.335
*Mar 09	at Virginia Tech	35	8	11	7	3	1	0	16	7	1	2	1	2	1	1	0	10	27	10	1	11	.333
Mar 11	GEORGIA STATE	29	4	7	4	1	0	1	11	8	0	3	0	0	0	1	1	6	27	13	0	10	.329
*Mar 14	PITTSBURGH	33	10	10	9	2	0	1	15	7	0	1	0	1	1	0	0	3	27	9	0	8	.327
*Mar 15	PITTSBURGH	32	11	12	8	6	0	0	18	10	0	5	0	0	0	2	0	4	21	7	1	13	.330
*Mar 16	PITTSBURGH	37	10	12	10	4	0	4	28	3	0	1	0	3	0	1	1	11	27	12	0	7	.329
Totals		668	177	220	166	63	4	29	378	112	2	46	5	29	8	19	6	142	513	180	13	180	.329

**TEAM GAME-BY-GAME - Pitching**

Date	Opponent	ip	h	r	er	bb	so	2b	3b	hr	wp	bk	hbp	dp	ibb	score	w-l	sv	era
Feb 14	OLD DOMINION	9.0	6	2	1	2	10	1	0	0	0	0	1	2	0	3-2	1-0	0	1.00
Feb 15	OLD DOMINION	9.0	4	3	3	7	16	0	0	0	0	0	2	0	0	7-3	2-0	0	2.00
Feb 16	OLD DOMINION	9.0	9	4	4	5	14	0	0	1	0	0	2	0	0	7-4	3-0	1	2.67
Feb 18	at Georgia Southern	9.0	7	3	3	1	12	2	0	1	0	0	0	0	0	5-3	4-0	2	2.75
Feb 21	MARSHALL	7.0	4	1	1	2	8	1	1	0	0	0	0	0	0	12-1	5-0	2	2.51
Feb 22	MARSHALL	9.0	5	4	4	4	11	0	0	1	0	0	1	0	0	2-4	5-1	2	2.77
Feb 23	MARSHALL	9.0	8	6	4	4	7	3	0	0	0	0	8	0	0	11-6	6-1	2	2.95
Feb 24	MARSHALL	9.0	16	12	12	5	10	3	0	4	1	0	2	0	0	8-12	6-2	2	4.11
Feb 26	WEST GEORGIA	9.0	14	7	7	1	8	3	0	1	2	0	0	1	0	16-7	7-2	2	4.44
Feb 28	WESTERN MICHIG	9.0	8	4	4	2	13	3	0	0	1	0	3	0	0	16-4	8-2	3	4.40
Mar 01	WESTERN MICHIG	7.0	5	1	0	4	11	0	0	0	1	0	1	1	0	14-1	9-2	3	4.07
Mar 02	WESTERN MICHIG	7.0	9	3	3	6	10	2	0	0	2	0	2	1	0	13-3	10-2	3	4.06
Mar 04	KENNESAW STAT	9.0	10	4	3	3	12	2	1	0	2	0	0	0	0	11-4	11-2	3	3.97
*Mar 07	at Virginia Tech	9.0	4	3	2	3	9	2	0	1	0	0	1	0	0	4-3	12-2	3	3.83
*Mar 08	at Virginia Tech	8.0	9	8	8	4	7	3	0	3	1	0	2	1	0	5-8	12-3	3	4.15
*Mar 09	at Virginia Tech	9.0	7	6	5	7	9	1	0	1	0	0	3	0	1	8-6	13-3	4	4.20
Mar 11	GEORGIA STATE	9.0	3	2	2	6	2	1	0	0	0	0	2	1	0	4-2	14-3	4	4.07
*Mar 14	PITTSBURGH	9.0	3	1	1	5	10	1	0	0	1	1	2	0	0	10-1	15-3	4	3.89
*Mar 15	PITTSBURGH	7.0	8	1	1	4	7	2	0	0	0	0	0	2	0	11-1	16-3	5	3.78
*Mar 16	PITTSBURGH	9.0	13	12	12	7	9	4	0	1	1	0	1	0	0	10-12	16-4	5	4.21
Totals		171.0	152	87	80	82	195	34	2	14	12	1	33	9	1	177-87	16-4	5	4.21

**GT BASEBALL CAREER STATS - AT GEORGIA TECH**

## Will Baker

Year	avg	gp-gs	ab	r	h	2b	3b	hr	rbi	tb	slg%	bb	hbp	so	gdp	ob%	sf	sh	sb-att	po	a	e	fld%
2025	.125	8-1	8	3	1	1	0	0	1	2	.250	1	0	3	0	.200	1	1	0-0	1	3	0	1.000
TOTAL	.125	8-1	8	3	1	1	0	0	1	2	.250	1	0	3	0	.200	1	1	0-0	1	3	0	1.000

## Carson Ballard

Year	avg	gp-gs	ab	r	h	2b	3b	hr	rbi	tb	slg%	bb	hbp	so	gdp	ob%	sf	sh	sb-att	po	a	e	fld%
2024	.000	0-0	0	0	0	0	0	0	0	0	.000	0	0	0	0	.000	0	0	0-0	3	2	3	.625
2025	.000	0-0	0	0	0	0	0	0	0	0	.000	0	0	0	0	.000	0	0	0-0	1	0	0	1.000
TOTAL	.000	0-0	0	0	0	0	0	0	0	0	.000	0	0	0	0	.000	0	0	0-0	4	2	3	.667

Year	era	w-l	app	gs	cg	sho	sv	ip	h	r	er	bb	so	2b	3b	hr	bf	bavg	wp	hbp	bk	sfa	sha
2024	4.41	2-2	13	6	0	0/1	1	34.2	38	22	17	9	26	7	0	6	148	.286	1	2	1	1	3
2025	8.59	0-2	5	0	0	0/0	1	7.1	11	7	7	1	8	3	0	1	36	.333	0	2	0	0	0
TOTAL	5.14	2-4	18	6	0	0/1	2	42.0	49	29	24	10	34	10	0	7	184	.295	1	4	1	1	3

## Brett Barfield

Year	avg	gp-gs	ab	r	h	2b	3b	hr	rbi	tb	slg%	bb	hbp	so	gdp	ob%	sf	sh	sb-att	po	a	e	fld%
2024	.000	0-0	0	0	0	0	0	0	0	0	.000	0	0	0	0	.000	0	0	0-0	0	1	1	.500
2025	.000	0-0	0	0	0	0	0	0	0	0	.000	0	0	0	0	.000	0	0	0-0	1	0	0	1.000
TOTAL	.000	0-0	0	0	0	0	0	0	0	0	.000	0	0	0	0	.000	0	0	0-0	1	1	1	.667

Year	era	w-l	app	gs	cg	sho	sv	ip	h	r	er	bb	so	2b	3b	hr	bf	bavg	wp	hbp	bk	sfa	sha
2024	6.75	0-0	16	0	0	0/0	0	16.0	22	15	12	10	18	6	0	1	83	.314	0	3	0	0	0
2025	3.00	0-0	6	0	0	0/0	0	3.0	4	1	1	2	2	1	0	1	15	.333	0	1	0	0	0
TOTAL	6.16	0-0	22	0	0	0/0	0	19.0	26	16	13	12	20	7	0	2	98	.317	0	4	0	0	0

## Jackson Blakely

Year	avg	gp-gs	ab	r	h	2b	3b	hr	rbi	tb	slg%	bb	hbp	so	gdp	ob%	sf	sh	sb-att	po	a	e	fld%
------	-----	-------	----	---	---	----	----	----	-----	----	------	----	-----	----	-----	-----	----	----	--------	----	---	---	------

## Parker Brosius

Year	avg	gp-gs	ab	r	h	2b	3b	hr	rbi	tb	slg%	bb	hbp	so	gdp	ob%	sf	sh	sb-att	po	a	e	fld%
2023	.182	30-0	11	7	2	0	0	0	1	2	.182	2	0	2	0	.308	0	0	1-1	11	1	0	1.000
2024	.298	46-33	114	31	34	7	1	2	28	49	.430	25	6	20	0	.442	2	3	9-9	66	0	1	.985
2025	.268	20-17	56	9	15	3	1	0	14	20	.357	11	3	20	0	.397	3	3	12-12	32	1	3	.917
TOTAL	.282	96-50	181	47	51	10	2	2	43	71	.392	38	9	42	0	.421	5	6	22-22	109	2	4	.965

## Drew Burress

Year	avg	gp-gs	ab	r	h	2b	3b	hr	rbi	tb	slg%	bb	hbp	so	gdp	ob%	sf	sh	sb-att	po	a	e	fld%
2024	.381	58-58	218	73	83	15	3	25	67	179	.821	58	5	37	6	.512	4	0	8-10	146	10	2	.987
2025	.364	20-20	77	26	28	11	0	8	26	63	.818	19	2	15	0	.490	2	0	6-7	44	1	0	1.000
TOTAL	.376	78-78	295	99	111	26	3	33	93	242	.820	77	7	52	6	.506	6	0	14-17	190	11	2	.990

**GT BASEBALL CAREER STATS - AT GEORGIA TECH**
**Porter Buursema**

Year	avg	qp-gs	ab	r	h	2b	3b	hr	rbi	tb	slg%	bb	hbp	so	gdp	ob%	sf	sh	sb-att	po	a	e	fld%
2025	13.50	0-0	3	0	0	0/0	0	2.2	3	4	4	3	6	0	0	0	18	.300	0	4	0	1	0
TOTAL	13.50	0-0	3	0	0	0/0	0	2.2	3	4	4	3	6	0	0	0	18	.300	0	4	0	1	0

**Kayden Campbell**

Year	era	w-l	app	gs	cq	sho	sv	ip	h	r	er	bb	so	2b	3b	hr	bf	bavg	wp	hbp	bk	sfa	sha
2025	.000	0-0	0	0	0	0/0	0	0	0	0	.000	0	0	0	0	.000	0	0	0-0	0	1	0	1.000
TOTAL	.376	45-45	173	50	65	16	1	4	24	95	.549	29	11	17	5	.484	4	0	4-6	57	78	6	.957

Year	era	w-l	app	gs	cq	sho	sv	ip	h	r	er	bb	so	2b	3b	hr	bf	bavg	wp	hbp	bk	sfa	sha
2025	3.00	1-0	6	0	0	0/0	0	6.0	7	2	2	1	7	2	0	1	28	.280	3	2	0	0	0
TOTAL	3.00	1-0	6	0	0	0/0	0	6.0	7	2	2	1	7	2	0	1	28	.280	3	2	0	0	0

**Connor Chicoli**

Year	avg	qp-gs	ab	r	h	2b	3b	hr	rbi	tb	slg%	bb	hbp	so	gdp	ob%	sf	sh	sb-att	po	a	e	fld%
2025	5.73	0-0	4	3	0	0/0	0	11.0	16	7	7	2	7	4	0	1	49	.364	0	0	0	2	1
TOTAL	5.73	0-0	4	3	0	0/0	0	11.0	16	7	7	2	7	4	0	1	49	.364	0	0	0	2	1

**Nahanael Coupet**

Year	avg	qp-gs	ab	r	h	2b	3b	hr	rbi	tb	slg%	bb	hbp	so	gdp	ob%	sf	sh	sb-att	po	a	e	fld%
2025	.000	3-0	2	0	0	0	0	0	0	0	.000	0	0	2	0	.000	0	0	0-0	3	0	0	1.000
TOTAL	.000	3-0	2	0	0	0	0	0	0	0	.000	0	0	2	0	.000	0	0	0-0	3	0	0	1.000

**Caleb Daniel**

Year	avg	qp-gs	ab	r	h	2b	3b	hr	rbi	tb	slg%	bb	hbp	so	gdp	ob%	sf	sh	sb-att	po	a	e	fld%
2025	.300	15-14	50	11	15	4	1	1	8	24	.480	6	4	2	0	.417	0	0	2-2	13	11	0	1.000
TOTAL	.300	15-14	50	11	15	4	1	1	8	24	.480	6	4	2	0	.417	0	0	2-2	13	11	0	1.000

**Brett Denby**

Year	avg	qp-gs	ab	r	h	2b	3b	hr	rbi	tb	slg%	bb	hbp	so	gdp	ob%	sf	sh	sb-att	po	a	e	fld%
2024	.000	4-0	0	0	0	0	0	0	0	0	.000	0	0	0	0	.000	0	0	0-0	0	1	0	1.000
TOTAL	.000	4-0	0	0	0	0	0	0	0	0	.000	0	0	0	0	.000	0	0	0-0	0	1	0	1.000

Year	era	w-l	app	gs	cq	sho	sv	ip	h	r	er	bb	so	2b	3b	hr	bf	bavg	wp	hbp	bk	sfa	sha
2024	99.00	0-0	1	0	0	0/0	0	0.0	2	2	2	2	0	0	0	0	4	1.000	1	0	0	0	0
TOTAL	99.00	0-0	1	0	0	0/0	0	0.0	2	2	2	2	0	0	0	0	4	1.000	1	0	0	0	0

**GT BASEBALL CAREER STATS - AT GEORGIA TECH**

## Joshua Evans

Year	avg	gp-gs	ab	r	h	2b	3b	hr	rbi	tb	slg%	bb	hbp	so	gdp	ob%	sf	sh	sb-att	po	a	e	fld%
2025	.000	8-0	0	1	0	0	0	0	0	0	.000	0	0	0	0	.000	0	0	0-0	4	0	0	1.000
TOTAL	.000	8-0	0	1	0	0	0	0	0	0	.000	0	0	0	0	.000	0	0	0-0	4	0	0	1.000

Year	era	w-l	app	gs	cq	sho	sv	ip	h	r	er	bb	so	2b	3b	hr	bf	bavq	wp	hbp	bk	sfa	sha
2025	0.00	0-0	1	0	0	0/0	0	0.1	0	0	0	1	0	0	0	0	3	.000	0	1	0	0	0
TOTAL	0.00	0-0	1	0	0	0/0	0	0.1	0	0	0	1	0	0	0	0	3	.000	0	1	0	0	0

## Caden Gaudette

Year	avg	gp-gs	ab	r	h	2b	3b	hr	rbi	tb	slg%	bb	hbp	so	gdp	ob%	sf	sh	sb-att	po	a	e	fld%
2024	.000	0-0	0	0	0	0	0	0	0	0	.000	0	0	0	0	.000	0	0	0-0	1	1	0	1.000
2025	.000	0-0	0	0	0	0	0	0	0	0	.000	0	0	0	0	.000	0	0	0-0	0	2	0	1.000
TOTAL	.000	0-0	0	0	0	0	0	0	0	0	.000	0	0	0	0	.000	0	0	0-0	1	3	0	1.000

Year	era	w-l	app	gs	cq	sho	sv	ip	h	r	er	bb	so	2b	3b	hr	bf	bavq	wp	hbp	bk	sfa	sha
2024	5.00	0-0	9	0	0	0/0	0	9.0	9	5	5	4	6	3	0	2	39	.273	1	1	0	0	1
2025	5.23	0-0	8	0	0	0/0	0	10.1	12	6	6	3	15	2	0	1	46	.300	0	0	0	2	1
TOTAL	5.12	0-0	17	0	0	0/0	0	19.1	21	11	11	7	21	5	0	3	85	.288	1	1	0	2	2

## John Giesler

Year	avg	gp-gs	ab	r	h	2b	3b	hr	rbi	tb	slg%	bb	hbp	so	gdp	ob%	sf	sh	sb-att	po	a	e	fld%
2020	.250	3-0	4	0	1	0	0	0	0	1	.250	0	0	2	0	.250	0	0	0-0	0	2	0	1.000
2022	.323	22-6	31	6	10	1	0	1	8	14	.452	5	3	11	1	.450	1	0	0-0	20	0	0	1.000
2023	.333	47-41	156	34	52	13	2	8	37	93	.596	23	4	28	3	.422	4	0	3-3	234	24	6	.977
2024	.282	41-41	156	34	44	17	1	10	43	93	.596	20	5	37	8	.379	1	0	0-0	161	36	2	.990
2025	.182	6-4	11	2	2	0	0	0	0	2	.182	2	1	6	0	.357	0	0	0-0	0	0	0	.000
TOTAL	.304	119-92	358	76	109	31	3	19	88	203	.567	50	13	84	12	.403	6	0	3-3	415	62	8	.984

## Alex Hernandez

Year	avg	gp-gs	ab	r	h	2b	3b	hr	rbi	tb	slg%	bb	hbp	so	gdp	ob%	sf	sh	sb-att	po	a	e	fld%
2025	.316	20-20	79	17	25	5	1	7	28	53	.671	9	1	12	2	.376	4	0	2-2	28	19	2	.959
TOTAL	.316	20-20	79	17	25	5	1	7	28	53	.671	9	1	12	2	.376	4	0	2-2	28	19	2	.959

Year	era	w-l	app	gs	cq	sho	sv	ip	h	r	er	bb	so	2b	3b	hr	bf	bavq	wp	hbp	bk	sfa	sha
2025	9.00	0-1	3	0	0	0/0	1	3.0	2	3	3	2	3	0	0	1	13	.182	0	0	0	0	0
TOTAL	9.00	0-1	3	0	0	0/0	1	3.0	2	3	3	2	3	0	0	1	13	.182	0	0	0	0	0

## Ryan Johnson

Year	avg	gp-gs	ab	r	h	2b	3b	hr	rbi	tb	slg%	bb	hbp	so	gdp	ob%	sf	sh	sb-att	po	a	e	fld%
------	-----	-------	----	---	---	----	----	----	-----	----	------	----	-----	----	-----	-----	----	----	--------	----	---	---	------

Year	era	w-l	app	gs	cq	sho	sv	ip	h	r	er	bb	so	2b	3b	hr	bf	bavq	wp	hbp	bk	sfa	sha
2025	0.00	0-0	2	0	0	0/0	0	2.0	1	0	0	0	3	1	0	0	7	.143	0	0	0	0	0
TOTAL	0.00	0-0	2	0	0	0/0	0	2.0	1	0	0	0	3	1	0	0	7	.143	0	0	0	0	0

**GT BASEBALL CAREER STATS - AT GEORGIA TECH**
**Brady Jones**

Year	avg	gp-gs	ab	r	h	2b	3b	hr	rbi	tb	slg%	bb	hbp	so	gdp	ob%	sf	sh	sb-att	po	a	e	fld%
2025	.000	0-0	0	0	0	0	0	0	0	0	.000	0	0	0	0	.000	0	0	0-0	0	3	1	.750
TOTAL	.000	0-0	0	0	0	0	0	0	0	0	.000	0	0	0	0	.000	0	0	0-0	0	3	1	.750

Year	era	w-l	app	gs	cg	sho	sv	ip	h	r	er	bb	so	2b	3b	hr	bf	bavq	wp	hbp	bk	sfa	sha
2025	3.94	2-0	5	5	0	0/0	0	16.0	11	8	7	15	21	1	0	1	76	.193	2	3	0	0	1
TOTAL	3.94	2-0	5	5	0	0/0	0	16.0	11	8	7	15	21	1	0	1	76	.193	2	3	0	0	1

**Carson Kerce**

Year	avg	gp-gs	ab	r	h	2b	3b	hr	rbi	tb	slg%	bb	hbp	so	gdp	ob%	sf	sh	sb-att	po	a	e	fld%
2024	.282	50-35	131	27	37	5	0	2	25	48	.366	21	4	36	4	.392	2	6	2-2	27	74	5	.953
2025	.390	20-19	59	15	23	9	0	0	14	32	.542	8	2	10	1	.465	2	2	3-5	17	42	0	1.000
TOTAL	.316	70-54	190	42	60	14	0	2	39	80	.421	29	6	46	5	.415	4	8	5-7	44	116	5	.970

**Vahn Lackey**

Year	avg	gp-gs	ab	r	h	2b	3b	hr	rbi	tb	slg%	bb	hbp	so	gdp	ob%	sf	sh	sb-att	po	a	e	fld%
2024	.214	36-26	84	14	18	2	0	4	15	32	.381	12	3	18	4	.330	1	3	1-1	237	18	3	.988
2025	.360	20-20	75	18	27	5	0	1	10	35	.467	9	4	15	1	.444	2	1	7-8	127	22	2	.987
TOTAL	.283	56-46	159	32	45	7	0	5	25	67	.421	21	7	33	5	.384	3	4	8-9	364	40	5	.988

**Jake Lankie**

Year	avg	gp-gs	ab	r	h	2b	3b	hr	rbi	tb	slg%	bb	hbp	so	gdp	ob%	sf	sh	sb-att	po	a	e	fld%
2025	.81.00	0-0	1	0	0	0/0	0	0.1	4	3	3	0	0	2	0	0	5	.800	0	0	0	0	0
TOTAL	.81.00	0-0	1	0	0	0/0	0	0.1	4	3	3	0	0	2	0	0	5	.800	0	0	0	0	0

**Kyle Lodise**

Year	avg	gp-gs	ab	r	h	2b	3b	hr	rbi	tb	slg%	bb	hbp	so	gdp	ob%	sf	sh	sb-att	po	a	e	fld%
2025	.367	20-20	79	27	29	11	0	5	17	55	.696	16	4	16	1	.490	1	0	6-6	17	48	2	.970
TOTAL	.367	20-20	79	27	29	11	0	5	17	55	.696	16	4	16	1	.490	1	0	6-6	17	48	2	.970

**Tate McKee**

Year	avg	gp-gs	ab	r	h	2b	3b	hr	rbi	tb	slg%	bb	hbp	so	gdp	ob%	sf	sh	sb-att	po	a	e	fld%
2024	.000	0-0	0	0	0	0	0	0	0	0	.000	0	0	0	0	.000	0	0	0-0	2	6	0	1.000
2025	.000	0-0	0	0	0	0	0	0	0	0	.000	0	0	0	0	.000	0	0	0-0	1	4	0	1.000
TOTAL	.000	0-0	0	0	0	0	0	0	0	0	.000	0	0	0	0	.000	0	0	0-0	3	10	0	1.000

Year	era	w-l	app	gs	cg	sho	sv	ip	h	r	er	bb	so	2b	3b	hr	bf	bavq	wp	hbp	bk	sfa	sha
2024	7.28	4-5	18	8	0	0/1	1	47.0	47	39	38	28	61	12	2	9	219	.257	3	4	1	2	2
2025	2.49	3-0	5	5	0	0/0	0	25.1	18	9	7	10	32	6	1	1	102	.202	1	2	1	1	0
TOTAL	5.60	7-5	23	13	0	0/1	1	72.1	65	48	45	38	93	18	3	10	321	.239	4	6	2	3	2

**GT BASEBALL CAREER STATS - AT GEORGIA TECH**
**Adam McKelvey**

Year	avg	gp-gs	ab	r	h	2b	3b	hr	rbi	tb	slg%	bb	hbp	so	gdp	ob%	sf	sh	sb-att	po	a	e	fld%
2025	.000	0-0	0	0	0	0	0	0	0	0	.000	0	0	0	0	.000	0	0	0-0	0	1	0	1.000
TOTAL	.000	0-0	0	0	0	0	0	0	0	0	.000	0	0	0	0	.000	0	0	0-0	0	1	0	1.000

**Cooper McMullen**

Year	era	w-l	app	gs	cq	sho	sv	ip	h	r	er	bb	so	2b	3b	hr	bf	bavq	wp	hbp	bk	sfa	sha
2025	1.42	1-0	6	0	0	0/0	1	6.1	3	1	1	5	4	1	0	0	26	.158	0	1	0	0	1
TOTAL	1.42	1-0	6	0	0	0/0	1	6.1	3	1	1	5	4	1	0	0	26	.158	0	1	0	0	1

**Ethan Murray**

Year	avg	gp-gs	ab	r	h	2b	3b	hr	rbi	tb	slg%	bb	hbp	so	gdp	ob%	sf	sh	sb-att	po	a	e	fld%
------	-----	-------	----	---	---	----	----	----	-----	----	------	----	-----	----	-----	-----	----	----	--------	----	---	---	------

**Thorpe Musci**

Year	era	w-l	app	gs	cq	sho	sv	ip	h	r	er	bb	so	2b	3b	hr	bf	bavq	wp	hbp	bk	sfa	sha
2025	27.00	0-0	1	0	0	0/0	0	0.2	1	2	2	1	1	0	0	1	4	.333	1	0	0	0	0
TOTAL	27.00	0-0	1	0	0	0/0	0	0.2	1	2	2	1	1	0	0	1	4	.333	1	0	0	0	0

**Tyler Neises**

Year	avg	gp-gs	ab	r	h	2b	3b	hr	rbi	tb	slg%	bb	hbp	so	gdp	ob%	sf	sh	sb-att	po	a	e	fld%
2024	.143	10-0	7	0	1	0	0	0	1	1	.143	1	0	4	0	.250	0	0	0-0	3	1	0	1.000
2025	.262	18-10	42	9	11	3	1	1	9	19	.452	11	2	6	0	.429	1	0	3-3	13	1	2	.875
TOTAL	.245	28-10	49	9	12	3	1	1	10	20	.408	12	2	10	0	.406	1	0	3-3	16	2	2	.900

**Jaylen Paden**

Year	era	w-l	app	gs	cq	sho	sv	ip	h	r	er	bb	so	2b	3b	hr	bf	bavq	wp	hbp	bk	sfa	sha
2025	1.17	1-0	4	0	0	0/0	1	7.2	3	1	1	3	11	0	0	0	30	.120	0	2	0	0	0
TOTAL	1.17	1-0	4	0	0	0/0	1	7.2	3	1	1	3	11	0	0	0	30	.120	0	2	0	0	0

**Mason Patel**

Year	era	w-l	app	gs	cq	sho	sv	ip	h	r	er	bb	so	2b	3b	hr	bf	bavq	wp	hbp	bk	sfa	sha
2024	.000	0-0	0	0	0	0	0	0	0	0	.000	0	0	0	0	.000	0	0	0-0	3	4	0	1.000
2025	.000	0-0	0	0	0	0	0	0	0	0	.000	0	0	0	0	.000	0	0	0-0	0	2	0	1.000
TOTAL	.000	0-0	0	0	0	0	0	0	0	0	.000	0	0	0	0	.000	0	0	0-0	3	6	0	1.000
2024	8.25	2-3	14	5	0	0/0	0	36.0	54	33	33	16	32	9	0	6	175	.362	2	4	0	5	1
2025	0.39	6-0	7	0	0	0/0	1	23.0	9	1	1	4	21	3	0	0	84	.115	1	2	0	0	0
TOTAL	5.19	8-3	21	5	0	0/0	1	59.0	63	34	34	20	53	12	0	6	259	.278	3	6	0	5	1

**Drew Rogers**

Year	avg	gp-gs	ab	r	h	2b	3b	hr	rbi	tb	slg%	bb	hbp	so	gdp	ob%	sf	sh	sb-att	po	a	e	fld%
2025	.231	8-8	26	4	6	0	0	3	11	15	.577	2	0	15	0	.286	0	1	0-0	66	9	1	.987
TOTAL	.231	8-8	26	4	6	0	0	3	11	15	.577	2	0	15	0	.286	0	1	0-0	66	9	1	.987



**GT BASEBALL CAREER STATS - AT GEORGIA TECH**
**Cole Royer**

Year	avg	gp-gs	ab	r	h	2b	3b	hr	rbi	tb	slg%	bb	hbp	so	gdp	ob%	sf	sh	sb-att	po	a	e	fld%
2025	5.79	1-0	5	0	0	0/0	0	4.2	6	3	3	2	6	0	0	0	23	.316	2	2	0	0	0
TOTAL	5.79	1-0	5	0	0	0/0	0	4.2	6	3	3	2	6	0	0	0	23	.316	2	2	0	0	0

**Kent Schmidt**

Year	avg	gp-gs	ab	r	h	2b	3b	hr	rbi	tb	slg%	bb	hbp	so	gdp	ob%	sf	sh	sb-att	po	a	e	fld%
2025	.418	20-20	79	24	33	10	0	2	23	49	.620	11	3	12	0	.490	3	0	4-4	143	2	0	1.000
TOTAL	.418	20-20	79	24	33	10	0	2	23	49	.620	11	3	12	0	.490	3	0	4-4	145	5	1	.993

**Connor Shouse**

Year	avg	gp-gs	ab	r	h	2b	3b	hr	rbi	tb	slg%	bb	hbp	so	gdp	ob%	sf	sh	sb-att	po	a	e	fld%
2025	.000	4-0	2	3	0	0	0	0	0	0	.000	0	2	0	0	.500	0	0	1-1	0	0	0	.000
TOTAL	.000	4-0	2	3	0	0	0	0	0	0	.000	0	2	0	0	.500	0	0	1-1	0	0	0	.000

**Jackson Sobel**

Year	avg	gp-gs	ab	r	h	2b	3b	hr	rbi	tb	slg%	bb	hbp	so	gdp	ob%	sf	sh	sb-att	po	a	e	fld%
------	-----	-------	----	---	---	----	----	----	-----	----	------	----	-----	----	-----	-----	----	----	--------	----	---	---	------

**Caden Spivey**

Year	avg	gp-gs	ab	r	h	2b	3b	hr	rbi	tb	slg%	bb	hbp	so	gdp	ob%	sf	sh	sb-att	po	a	e	fld%
2025	.000	0-0	0	0	0	0	0	0	0	0	.000	0	0	0	0	.000	0	0	0-0	0	1	0	1.000
TOTAL	.000	0-0	0	0	0	0	0	0	0	0	.000	0	0	0	0	.000	0	0	0-0	0	1	0	1.000

Year	era	w-l	app	gs	cq	sho	sv	ip	h	r	er	bb	so	2b	3b	hr	bf	bavg	wp	hbp	bk	sfa	sha
2025	4.22	1-0	5	2	0	0/0	0	10.2	8	6	5	9	14	1	1	0	51	.205	1	1	0	1	1
TOTAL	4.22	1-0	5	2	0	0/0	0	10.2	8	6	5	9	14	1	1	0	51	.205	1	1	0	1	1

**Riley Stanford**

Year	avg	gp-gs	ab	r	h	2b	3b	hr	rbi	tb	slg%	bb	hbp	so	gdp	ob%	sf	sh	sb-att	po	a	e	fld%
2023	.200	2-0	5	1	1	0	0	0	0	1	.200	0	0	4	0	.200	0	0	0-0	0	0	0	.000
2024	.000	2-0	2	0	0	0	0	0	0	0	.000	0	0	1	0	.000	0	0	0-0	0	1	0	1.000
2025	.000	0-0	0	0	0	0	0	0	0	0	.000	0	0	0	0	.000	0	0	0-0	1	5	0	1.000
TOTAL	.143	4-0	7	1	1	0	0	0	0	1	.143	0	0	5	0	.143	0	0	0-0	1	6	0	1.000

Year	era	w-l	app	gs	cq	sho	sv	ip	h	r	er	bb	so	2b	3b	hr	bf	bavg	wp	hbp	bk	sfa	sha
2024	5.94	2-1	19	0	0	0/1	1	16.2	22	15	11	12	18	3	0	3	88	.319	1	5	0	0	2
2025	5.89	0-0	5	5	0	0/0	0	18.1	20	15	12	14	21	3	0	3	92	.290	0	8	0	0	1
TOTAL	5.91	2-1	24	5	0	0/1	1	35.0	42	30	23	26	39	6	0	6	180	.304	1	13	0	0	3

**Sam Swygert**









Year	avg	gp-gs	ab	r	h	2b	3b	hr	rbi	tb	slg%	bb	hbp	so	gdp	ob%	sf	sh	sb-att	po	a	e	fld%
2025	.000	0-0	0	0	0	0	0	0	0	0	.000	0	0	0	0	.000	0	0	0-0	0	2	0	1.000
TOTAL	.000	0-0	0	0	0	0	0	0	0	0	.000	0	0	0	0	.000	0	0	0-0	0	2	0	1.000

Year	era	w-l	app	gs	cq	sho	sv	ip	h	r	er	bb	so	2b	3b	hr	bf	bavg	wp	hbp	bk	sfa	sha
2025	5.56	0-1	8	0	0	0/0	0	11.1	12	7	7	3	12	4	0	2	52	.261	1	2	0	1	0
TOTAL	5.56	0-1	8	0	0	0/0	0	11.1	12	7	7	3	12	4	0	2	52	.261	1	2	0	1	0

**Nathan Waugh**

Year	avg	gp-gs	ab	r	h	2b	3b	hr	rbi	tb	slg%	bb	hbp	so	gdp	ob%	sf	sh	sb-att	po	a	e	fld%
2025	.217	11-7	23	8	5	1	0	1	5	9	.391	7	1	8	1	.419	0	0	0-1	0	0	0	.000
TOTAL	.217	11-7	23	8	5	1	0	1	5	9	.391	7	1	8	1	.419	0	0	0-1	0	0	0	.000

## TV/RADIO ROSTER

**PARKER BROSIUS**OF • R/L • 6-2 • 193 • Jr.  
Suwanee, Ga. (Lambert HS)**KYLE LODISE**INF • R/R • 5-11 • 180 • Jr.  
Brunswick, Ga. (Augusta)**CARSON KERCE**INF • R/R • 6-1 • 200 • Soph.  
Marietta, Ga. (Pope HS)**ALEX HERNANDEZ**RHP/INF • R/R • 6-2 • 188 • Fr.  
Cumming, Ga. (Forsyth Central)**COOPER MCMULLEN**RHP • R/R • 6-3 • 186 • Fr.  
Bonaire, Ga. (Tattnall Square Academy)**CALEB DANIEL**UTL • L/R • 5-11 • 183 • Fr.  
Cartersville, Ga. (Cartersville HS)**WILL BAKER**INF • L/R • 6-0 • 188 • Fr.  
Upper Coomera, Queensland, Australia**DREW BURRESS**OF • R/R • 5-9 • 182 • Soph.  
Houston County, Ga. (Houston Co. HS)**CONNOR SHOUSE**RHP/INF • R/R • 6-1 • 175 • Fr.  
Jasper, Ga. (Pickens Co. HS)**KENT SCHMIDT**INF • L/R • 6-0 • 221 • Soph.  
Marietta, Ga. (Georgia Southern)**SAM SWYGERT**RHP • R/R • 6-1 • 215 • 5th  
Springfield, SC (The Citadel)**CAYDEN SHEFFIELD**OF • R/R • 6-1 • 184 • Fr.  
Dallas, Ga. (North Paulding HS)**RILEY STANFORD**RHP • R/R • 6-4 • 236 • R-So.  
Gainesville, Ga. (Buford HS)**ETHAN MURRAY**INF • R/R • 6-2 • 195 • Fr.  
Buford, Ga. (Buford HS)**COLE ROYER**RHP • R/R • 6-5 • 185 • Fr.  
Waynesville, Ga. (Pierce Co. HS)**NATHANAEL COUPE**C/OF • R/R • 5-11 • 205 • Soph.  
Boynton Beach, Fl. (North Broward Prep)**CADEN SPIVEY**RHP • R/R • 6-2 • 195 • Jr.  
Vidalia, Ga. (Notre Dame)**JOHN GIESLER**INF • R/R • 6-3 • 224 • 6th  
Marietta, Ga. (Walton HS)**TATE MCKEE**RHP • R/R • 6-3 • 203 • Soph.  
Kennesaw, Ga. (Mount Paran Christian)**JOSHUA EVANS**LHP • S/L • 6-3 • 187 • Fr.  
Lawrenceville, Ga. (Peachtree Ridge HS)**VAHN LACKEY**C/INF • R/R • 6-1 • 213 • Soph.  
Suwanee, Ga. (Collins Hill HS)**RYAN JOHNSON**RHP • R/R • 6-4 • 168 • Fr.  
Dallas, Ga. (Cartersville HS)**BRETT DENBY**INF • R/R • 5-11 • 180 • Jr.  
New Albany, Ind. (Jefferson HS)**JACKSON SOBEL**LHP • L/L • 6-2 • 186 • Soph.  
Charleston, SC  
(Oceanside Collegiate Academy)**MASON PATEL**RHP • R/R • 6-1 • 210 • 5th  
Knoxville, Tenn. (Georgia State)**PORTER BURSEMA**RHP • R/R • 6-1 • 198 • Soph.  
Woodstock, Ga. (Georgia Southern)**JACKSON BLAKELY**RHP • R/R • 6-0 • 211 • Fr.  
Thomaston Ga. (Upson-Lee HS)**BRETT BARFIELD**LHP • L/L • 6-1 • 198 • Jr.  
Cumming, Ga. (Florida State)**DREW ROGERS**C • R/R • 6-1 • 220 • Fr.  
Tempe, Ariz. (Hamilton HS)**JAKE LANKIE**RHP • R/R • 6-2 • 200 • Soph.  
Alpharetta, Ga. (Georgia)**THORPE MUSCI**RHP • R/R • 6-0 • 201 • Fr.  
Lilburn, Ga. (Parkview HS)**CADEN GAUDETTE**RHP • R/R • 6-0 • 207 • R-So.  
Alpharetta, Ga. (Milton HS)**CARSON BALLARD**RHP • R/R • 6-4 • 197 • Jr.  
Alpharetta, Ga. (Wesleyan HS)**TYLER NEISES**UTL • L/R • 6-3 • 220 • Soph.  
Dalton, Ga. (Dalton HS)**NATHAN WAUGH**C • R/R • 6-5 • 230 • 5th  
Placentia, Calif. (Cornell)**JAYLEN PADEN**RHP • R/R • 5-10 • 195 • 5th  
Atlanta, Ga. (Georgia Southern)**CONNOR CHICOLI**RHP • R/R • 6-3 • 185 • Fr.  
Raleigh, NC (Pro5 Baseball Academy)**KAYDEN CAMPBELL**LHP • R/L • 6-2 • 205 • Jr.  
Cincinnati, Ohio (Louisville)**ADAM MCKELVEY**LHP • L/L • 6-3 • 229 • Fr.  
Roswell, Ga. (Roswell HS)**BRADY JONES**RHP • R/R • 6-0 • 204 • Jr.  
Decatur, Ga. (Georgia State)