



# GEORGIA TECH WOMEN'S BASKETBALL

12 NCAA Tournament appearances /// NCAA Sweet 16 - 2021, 2012

## 2024-25 SCHEDULE

Oct. 31	ANDERSON UNIVERSITY (Exh.)	7 p.m.	W, 109-53
Nov. 4	WINTHROP	10:30 a.m.	W, 85-39
Nov. 8	GEORGIA STATE	7 p.m.	W, 67-47
Nov. 14	WEST GEORGIA	7 p.m.	W, 88-53
Nov. 17	GEORGIA	2 p.m.	W, 83-67
Nov. 23	vs. South Dakota State&	8 p.m.	W, 71-57
Nov. 25	vs. No. 21 Oregon&	7 p.m.	W, 74-58
Dec. 1	FLORIDA A&M	2 p.m.	W, 98-56
Dec. 4	RV/RV MISSISSIPPI STATE#	7:15 p.m.	W, 78-75
Dec. 8	at Mercer	2 p.m.	W, 78-42
Dec. 11	LOUISIANA MONROE	1 p.m.	W, 97-37
Dec. 15	at No. 14/14 North Carolina*	2 p.m.	W, 82-76
Dec. 18	RICE	2 p.m.	W, 88-57
Dec. 21	No. 23/RV NEBRASKA	5:30 p.m.	W, 72-61
Dec. 29	PITT*	2 p.m.	W, 100-61
Jan. 2	SYRACUSE*	7 p.m.	W, 85-68
Jan. 9	VIRGINIA TECH*	7 p.m.	L, 94-105 (20T)
Jan. 12	at Louisville*	4 p.m.	L, 60-69
Jan. 16	at No. 3 Notre Dame*	6 p.m.	L, 66-81
Jan. 19	CLEMSON*	2 p.m.	W, 89-65
Jan. 23	at Virginia*	7 p.m.	W, 75-62
Jan. 26	No. 14 DUKE*	2 p.m.	L, 50-55
Feb. 2	at Miami*	2 p.m.	W, 77-66
Feb. 6	SMU*	7 p.m.	W, 70-69
Feb. 9	at Boston College*	2 p.m.	W, 71-51
Feb. 13	at Clemson*	7 p.m.	L, 61-68
Feb. 16	WAKE FOREST*	12 p.m.	W, 73-62
Feb. 20	No. 13/12 NC STATE*	7 p.m.	L, 83-68
Feb. 23	FLORIDA STATE*	4 p.m.	L, 73-70
Feb. 27	at Cal*	10 p.m.	L, 79-65
March 2	at Stanford*	4 p.m.	L, 87-82
March 6	vs. Virginia Tech!	1:30 p.m.	ACCN

### Home games in BOLD

\* - ACC Conference Game

! - ACC Tournament (Greensboro, N.C.)

&- Hawaii North Shore Showcase, Laie, Hawaii

# - SEC/ACC Challenge

All times Eastern

## TODAY'S GAME INFORMATION

### RADIO

Announcer: Richard Musterer  
Listen Live: Georgia Tech Yellow Jackets App

### WATCH

ACC Network: PXP: Jenn Hildreth  
Analyst: Debbie Antonelli

## RV Georgia Tech (21-9, 9-9 ACC) vs. Virginia Tech (18-11, 9-9 ACC)

Game No. 31 | March 6 | 1:30 p.m. EST | Greensboro, N.C. | First Horizon Coliseum



### YELLOW JACKETS

Head Coach: Nell Fortner

Record at GT: 109-73 (6th year)

Career Record: 271-190 (15th year)

### HOKIES

Head Coach: Megan Duffy

Record at VT: 19-11 (1st year)

Career Record: 172-77 (8th year)



### STORYLINES

- Georgia Tech earned a first round bye in the 2025 Ally ACC Tournament, earning the No. 9 seed. The Yellow Jackets will face No. 8-seeded Virginia Tech on Thursday in second round action and look to avenge a double-overtime regular season loss. The Hokies snapped Tech's 15-game win streak to open the season.
- Georgia Tech looks to snap a four-game skid after dropping an 87-82 decision at Stanford to close the regular season. Tonie Morgan scored a career-high 31 points in the outing, converting 12-of-20 field goal attempts and going 6-for-7 at the free throw line. The Jackets fell behind by 13 points in the first quarter, but shook off a slow start to climb back and take the lead in the fourth quarter. But Stanford shot 61.4 percent in the game to capture the win.
- The Yellow Jackets advanced to the second round of the ACC Tournament last season after defeating Pitt in opening round action. Tech has earned at least a first round bye for the fourth time in six seasons under head coach Nell Fortner. This marks the second time Tech has earned the No. 9 seed in the ACC Tournament with the first in 2019.
- Continuing to draw national attention, Dani Carnegie and Kara Dunn were named to the midseason watch list for the Ann Meyers Drysdale Award, which is given to the nation's player of the year by the USBWA. The listed named the top 50 contenders for the award and nine were named from the ACC.
- Georgia Tech spent three weeks at No. 13 in the Associated Press Top 25 poll and spent 11 weeks ranked in the top 25 overall this season.
- Freshman Dani Carnegie was voted ACC Rookie of the Week for the fifth time this season, and fourth-straight week, on Jan. 6 after helping Georgia Tech to its win over Syracuse. The freshman has scored in double figures in 18 outings.
- With its successes this season, Georgia Tech was tabbed the National Team of the Week by both the NCAA and USBWA on Tuesday, Dec. 11. The Yellow Jackets have garnered national attention and remained one of only four undefeated teams in the country until the loss to Virginia Tech. Kara Dunn has also started to garner national attention and was selected as one of five USBWA National Players of the Week on Dec. 31.
- Graduate transfer Zoe Smith has entered the conference rankings in rebounding after putting together a solid stretch of games. In all games, and ACC play only, the Jacket is leading Tech on the glass, securing 6.2 rpg.
- One of the nation's top assists leaders, Tonie Morgan jumped into Tech's top-5 all-time rankings in career assists with 453 assists. Owing 169 this season, Morgan ranks 14th in total assists nationally and 17th in assists per game (5.6). In the ACC, Morgan is second in the league in conference only games. Morgan logged a season-high 14 assists against Clemson (Jan. 19), which ties for the second-most by an ACC player in the league this season.
- Through March 2 games, Georgia Tech ranks fourth in scoring defense in the ACC, limiting its opponents to 64.30 points per game. North Carolina sits in first, holding its opponents to 57.52 points per game and Duke follows in second at 58.47 points per game. The Yellow Jackets have surrendered 152 three-pointers on the season, as Tech sits in third in the ACC in three-point field goal percentage defense (.290) in the league.

### PROBABLE STARTERS (BASED OFF LAST GAME)

		GP-GS	PPG	RPG	MPG	NOTES
0	G/F Zoeha 'Zoe' Smith (5th, 6-1, Brunswick, Ga.)	29-29	7.7	6.2	24.2	Logged fourth double-double at Boston College (16 pts, 11 rebs)
1	G Chazadi 'Chit-Chat' Wright (Fr., 5-4, Atlanta, Ga.)	30-9	7.1	1.9	24.8	Scored season-best 15 points against Nebraska
5	G Tonie Morgan (Jr., 5-9, Tallahassee, Fla.)	30-30	13.3	4.1	28.7	Scored career-high 31 points at Stanford
13	F Kayla Blackshear (Sr., 6-1, Orlando, Fla.)	30-7	6.2	5.4	22.9	Owns one double-double on the season against FAMU
25	G Kara Dunn (Jr., 5-11, Dallas, Ga.)	30-30	15.6	5.8	31.7	Surpassed 1,000-career points against Duke

### OFF THE BENCH

3	G Dani Carnegie (Fr., 5-9, Mount Vernon, N.Y.)	26-0	13.1	4.4	20.3	5x ACC Rookie of the Week
20	C Ariadna Termis (So., 6-6, Zaragoza, Spain)	29-24	4.2	3.8	21.4	2024 Hawaii North Shore Showcase all-star team
22	G Inés Noguero (Jr., 5-11, Gijón, Spain)	24-21	4.8	2.6	15.8	Primary starter last season in 32 games; season-high 16 points at Rice
23	G Rusne Augustinaite (So., 6-0, Šiauliai, Lithuania)	24-0	5.7	1.1	12.4	Hit career-high seven three-pointers against Rice to lead Tech
27	G Gabbie Grooms (Fr., 5-9, Sharpsburg, Ga.)	11-0	2.1	0.8	6.4	Hit pair of three-pointers against FAMU to tally six points
32	G/F D'Asia Thomas-Harris (So., 6-2, Katy, Texas)	4-0	2.0	1.3	6.9	Returned to action at Clemson
35	G Tianna Thompson (Fr., 5-10, Mableton, Ga.)	19-0	4.3	1.1	9.5	Scored career-high 19 points off the bench against Florida State

## QUICK FACTS

### GENERAL

Full Name: ..... Georgia Institute of Technology  
 Location: ..... Atlanta, Ga.  
 Founded: ..... 1885  
 Enrollment: ..... 47,946  
 Nicknames: ..... Ramblin' Wreck, Yellow Jackets  
 Colors: ..... Old Gold and White  
 Arena (Cap.): ..... McCamish Pavilion (8,600)  
 President: ..... Dr. Ángel Cabrera  
 Athletics Director: ..... J Batt  
 Faculty Ath. Representative: ..... Dr. Jenna Jordan  
 Sport Administrator: ..... Joeleen Akin

### COACHING STAFF

Head Coach: ..... Nell Fortner  
 Years at Tech: ..... 6th  
 Twitter: ..... @NellOnWheels  
 Career Record: ..... 271-190 (.580)  
 Record at Tech: ..... 109-73 (.579)/5 years  
 Alma Mater: ..... Texas, 1982  
 Associate Head Coach ..... Blanche Alverson  
 Assistant Coach: ..... LaSondra Barrett  
 Assistant Coach: ..... Michael Scruggs  
 Asst. Coach/Dir. of Scouting and Video Ops: ..... Greg Callan  
 Asst. Coach/Dir. of Recruiting Ops: ..... Caleb Currier  
 Director of WBB Ops: ..... Ashlee Villarreal

### TEAM INFORMATION

2023-24 Overall Record: ..... 17-16  
 2023-24 ACC Record: ..... 7-11  
 2023-24 Home Record: ..... 9-7  
 2023-24 Road Record: ..... 6-7  
 2023-24 Neutral Record: ..... 2-2  
 Letterwinners R/L: ..... 7/6  
 Starters R/L: ..... 4/1  
 Newcomers ..... 5

### HISTORY

First Year: ..... 1974-75 (51st season)  
 Overall Record: ..... 795-704 (.527)  
 ACC Record: ..... 261-418 (.381)  
 ACC Tournament Record: ..... 22-45  
 Postseason Record: ..... 23-27 (NCAA, WBIT, WNIT & AIAW)  
 NCAA Appearances/Last: ..... 11, 2022  
 NCAA Tournament Record: ..... 7-11  
 WBIT Record/Appearances: ..... 0-1/1  
 WNIT Record: ..... 14-7  
 All-Time Home Record: ..... 432-240  
 All-Time Road Record: ..... 202-313  
 All-Time Neutral Record: ..... 92-90

### ATHLETIC COMMUNICATIONS & PUBLIC RELATIONS

WBB Contact: ..... Liz Ryan  
 Email: ..... lryan@athletics.gatech.edu  
 Cell Phone: ..... 404-431-9619  
 Press Row: ..... 404-894-5458  
 Website: ..... www.ramblinwreck.com

**It is incorrect to call it "Georgia Tech University."**

**Officially, it's The Georgia Institute of Technology.  
But just call us "Georgia Tech."**

## 2024-25 GEORGIA TECH WOMEN'S BASKETBALL ROSTER

### Numerical

No.	Name	YR	HT	POS	Hometown	High School/Previous School
0	Zoesha 'Zoe' Smith	5th	6-1	G/F	Brunswick, Ga.	Glynn Academy/Georgia
1	Chazadi 'Chit-Chat' Wright	Fr.	5-4	G	Atlanta, Ga.	Wesleyan School
3	Dani Carnegie	Fr.	5-9	G	Mount Vernon, N.Y.	Grayson (Ga.)
5	Tonie Morgan	Jr.	5-9	G	Tallahassee, Fla.	Florida State University Schools
13	Kayla Blackshear	Sr.	6-1	F	Orlando, Fla.	Lake Highland Prep/Alabama
20	Ariadna Termis	So.	6-6	C	Zaragoza, Spain	IES Joaquim Blume Barcelona
22	Inés Noguero	Jr.	5-11	G	Gijón, Spain	IES Joaquim Blume
23	Rusne Augustinaite	So.	6-0	G	Šiauliai, Lithuania	Montverde Academy (Fla.)
25	Kara Dunn	Jr.	5-11	G	Dallas, Ga.	Mount Paran Christian School
27	Gabbie Grooms	Fr.	5-9	G	Sharpsburg, Ga.	Trinity Christian School
32	D'Asia Thomas-Harris	So.	6-2	G/F	Katy, Texas	Houston Christian
35	Tianna Thompson	Fr.	5-10	G	Mableton, Ga.	The Galloway School

### Alphabetical

No.	Name	YR	HT	POS	Hometown	High School/Previous School
23	Rusne Augustinaite	So.	6-0	G	Šiauliai, Lithuania	Montverde Academy (Fla.)
13	Kayla Blackshear	Sr.	6-1	F	Orlando, Fla.	Lake Highland Prep/Alabama
3	Dani Carnegie	Fr.	5-9	G	Mount Vernon, N.Y.	Grayson (Ga.)
25	Kara Dunn	Jr.	5-11	G	Dallas, Ga.	Mount Paran Christian School
27	Gabbie Grooms	Fr.	5-9	G	Sharpsburg, Ga.	Trinity Christian School
5	Tonie Morgan	Jr.	5-9	G	Tallahassee, Fla.	Florida State University Schools
22	Inés Noguero	Jr.	5-11	G	Gijón, Spain	IES Joaquim Blume
0	Zoesha 'Zoe' Smith	5th	6-1	G/F	Brunswick, Ga.	Glynn Academy/Georgia
20	Ariadna Termis	So.	6-6	C	Zaragoza, Spain	IES Joaquim Blume Barcelona
32	D'Asia Thomas-Harris	So.	6-2	G/F	Katy, Texas	Houston Christian
35	Tianna Thompson	Fr.	5-10	G	Mableton, Ga.	The Galloway School
1	Chazadi 'Chit-Chat' Wright	Fr.	5-4	G	Atlanta, Ga.	Wesleyan School

**Head Coach:** Nell Fortner (Texas, 1982), 6th season

**Associate Head Coach:** Blanche Alverson (Auburn, 2013), 6th season

**Assistant Coach:** LaSondra Barrett (LSU, 2011), 3rd season

**Assistant Coach:** Michael Scruggs (Tennessee, 2008), 2nd season

**Asst. Coach/Dir. of Scouting and Video Ops:** Greg Callan (Colorado, 2020), 1st season as AC, 3rd overall

**Asst. Coach/Dir. of Recruiting Operations:** Caleb Currier (Tennessee, 2019), 2nd season as AC, 3rd overall

**Director of Operations:** Ashlee Villarreal (Texas Tech, 2017), 6th season

**Director of External Operations/NIL Liaison:** Becca Bornhorst (Butler, 2013), 3rd season

**Graduate Manager:** Brandon Brown (Clemson, 2020), 1st season

**Athletic Trainer:** Rachel Stewart (NCCU, 2013), 8th season

**Player Development Coach:** Shannon Jackson (Auburn, 2013), 4th season

### HOW TO SAY IT

Rusne Augustinaite	rus-NUH O-goose-ti-nigh-te
Inés Noguero	e-nez no-RAY-doh
Zoesha Smith	Zoh-ee-shuh
Ariadna Termis	ari-AH-dna
Chazadi Wright	CHAZ-uh-dee

### BY CLASS:

Super Seniors (1): Zoe Smith  
 Seniors (1): Kayla Blackshear  
 Juniors (3): Kara Dunn, Tonie Morgan, Inés Noguero  
 Sophomores (3): Rusne Augustinaite, Ariadna Termis, D'Asia Thomas-Harris  
 Freshmen (4): Dani Carnegie, Gabbie Grooms, Tianna Thompson, Chit-Chat Wright

### BY STATE/COUNTRY:

Georgia (5): Kara Dunn, Gabbie Grooms, Zoe Smith, Tianna Thompson, Chit-Chat Wright  
 Florida (2): Kayla Blackshear, Tonie Morgan  
 Lithuania (1): Rusne Augustinaite  
 New York (1): Dani Carnegie  
 Spain (2): Inés Noguero, Ariadna Termis  
 Texas (1): D'Asia Thomas-Harris

### BY POSITION:

Guards (8): Rusne Augustinaite, Dani Carnegie, Kara Dunn, Gabbie Grooms, Tonie Morgan, Inés Noguero, Tianna Thompson, Chit-Chat Wright  
 Forwards (1): Kayla Blackshear  
 Center (1): Ariadna Termis  
 Guard/Forward (2): D'Asia Thomas-Harris, Zoe Smith



## SERIES HISTORY

**Overall:** Georgia Tech leads 12-11  
**Current Streak:** L4  
**Home Games:** Georgia Tech leads 6-4  
**Last:** 1/9/25 - Virginia Tech 105, Georgia Tech 94 (2ot)  
**Away Games:** Virginia Tech leads 6-5  
**Last:** 1/25/24 - VT 87, GT 69  
**Neutral Sites:** Series tied 1-1

## LAST MEETINGS VS. VIRGINIA TECH

Jan. 9, 2025	h	L	105-94 (2ot)
Jan. 25, 2024	a	L	87-69
Feb. 26, 2023	h	L	65-52
Feb. 10, 2022	a	L	63-73
Jan. 10, 2021	h	W	56-54
Feb. 13, 2020	a	L	61-64 (ot)
Feb. 17, 2019	h	W	76-68
Jan. 25, 2018	a	L	68-62
Feb. 5, 2017	h	W	87-81
Feb. 4, 2016	a	W	51-34
Feb. 1, 2015	h	W	79-71
Jan. 23, 2014	a	W	73-52
Feb. 8, 2013	h	L	61-63
Feb. 23, 2012	a	W	76-66
March 3, 2011	n	W	81-58
Jan. 27, 2011	a	W	78-57

## TEAM COMPARISON



Record	21-9	Record	18-11
Conference Record	9-9	Conference Record	9-9
Points per game	77.2	Points per game	76.4
Scoring Margin	+12.9	Scoring Margin	+6.3
FG Percentage	.444	FG Percentage	.471
3-pt FG Percentage	.322	3-pt FG Percentage	.384
3-pt FG Made Per Game	8.0	3-pt FG Made Per Game	7.1
FT Percentage	.754	FT Percentage	.766
Rebounds per game	38.9	Rebounds per game	34.6
Rebounding Margin	+4.5	Rebounding Margin	+1.4
Assists Per Game	18.1	Assists Per Game	16.2
Turnovers Per Game	12.1	Turnovers Per Game	15.3
Turnover Margin	+3.8	Turnover Margin	+0.2
Steals Per Game	8.1	Steals Per Game	5.4
Blocks Per Game	2.5	Blocks Per Game	3.3

## ACC & NCAA TEAM STAT RANKINGS

(As of 3/4/25)

Category	Value	NCAA	ACC
Scoring	77.2	30	4
Scoring Defense	64.2	173	4
Scoring Margin	+13.0	48	5
FG%	.444	65	9
3FG%	.322	141	14
3FGs	8.0	44	3
3FG Attempts	24.8	37	3
FT%	.754	65	6
Free Throws	10.40	260	15
Free Throw Attempts	13.80	293	17
FG% Defense	.419	247	10
3FG% Defense	.290	77	3
Rebounds/Game	38.87	68	7
Offensive Reb/Game	12.8	68	7
Rebound Margin	+4.5	71	5
Assists/Game	18.1	12	1
Turnovers/Game	12.1	15	3
Assist/Turnovers	1.49	7	1
Turnovers Forced/Game	15.87	186	10

## GEORGIA TECH RESUME

Georgia Tech has put together quite an impressive resume this season. The Yellow Jackets have defeated three top-25 opponents and faced 13 teams ranked in the top 50 NET, defeating five. Tech also recorded the best start in program history.

With its win over Syracuse, Georgia Tech became the first team in the ACC to open a season 15-0 overall since 2017-18, when Louisville won its first 20 games of the season. The Yellow Jackets also opened ACC play 3-0 for the first time since 2010-11.

Tech returned to the Associated Press Top 25 poll on Dec. 9. After its first week in the poll, Tech leaped eight spots to No. 17 and then climbed four spots to No. 13. Now, the Jackets sit just outside the top 25.

The Yellow Jackets have a history of defeating ranked opponents under head coach Nell Fortner. In Fortner's first season on The Flats (2019-20), the Jackets edged four top-25 opponents, including two on the road.

## 20 WINS

With Georgia Tech's win at Boston College, the Yellow Jackets hit 20 wins on the season. The 20-win campaign marks the third under head coach Nell Fortner in her six-year tenure. It also marks the quickest a team has reached the mark in Georgia Tech women's basketball history in the NCAA era.

The 1977-78 team finished the year 23-4 overall and opened 20-3, marking the quickest to 20 wins in program history.

## COACH OF THE YEAR WATCH LIST

Nell Fortner is one of 15 candidates named to the 2025 Werner Ladder Naismith Women's College Coach of the Year Watch List, the organization announced on Feb. 19. Fortner is one of three coaches representing the ACC on the list as she is joined by Niele Ivey (Notre Dame) and Wes Moore (NC State).

This marks the third time Fortner has appeared on the Watch List as she earned a spot in 2022 and was a semifinalist in 2020.

## TECH IN THE ACC TOURNAMENT

Georgia Tech has reached the ACC Championship game twice in program history - 1992 and 2012. The Yellow Jackets enter the 2025 tournament seeking their first-ever title. Georgia Tech earned the No. 9 seed in the 2025 tournament for the second time in program history. The Jackets were last seeded ninth in 2019, falling in the second round to North Carolina.

Georgia Tech opens the tournament against Virginia Tech. The two teams have met only once in the tournament with the Jackets taking a 81-58 victory in the 2011 first round.

A win on Thursday would advance the Jackets to the quarterfinals for the first time since 2022. Tech would face top-seeded NC State in the quarters.

## POSTSEASON ACCOLADES

On the eve of the 2025 Ally ACC Women's Basketball Tournament, a trio of Yellow Jackets picked up conference honors. Tech had two earn all-ACC recognition in Kara Dunn being named first team and Tonie Morgan picking up second team honors. The only two players to start all 30 games this season, Dunn and Morgan are combining to contribute 28.9 points per game. Dunn leads the team offensively in both all games and conference only. Meanwhile, Morgan leads the team in assists and ranks second in scoring.

Also earning recognition is freshman newcomer Dani Carnegie, who was named the ACC Sixth Player of the Year and earned a spot on the all-freshman team. Carnegie becomes the third Yellow Jacket, and first freshman, in program history to earn sixth player of the year. A five-time ACC Rookie of the Week, Carnegie is third on the team in scoring, averaging 13.1 points in all games and 12.4 points in ACC action.

## ACC PRESEASON PREDICTIONS

### 2024-25 Predicted Order of Finish

#### Blue Ribbon Panel

1. Notre Dame
2. NC State
3. Duke
4. Louisville
5. Florida State
6. North Carolina
7. Stanford
8. Miami
9. Virginia
10. Georgia Tech
11. Syracuse
12. Virginia Tech
13. Clemson
14. California
15. Boston College
16. SMU
17. Wake Forest
18. Pitt

#### Blue Ribbon Panel Preseason Player of the Year

Hannah Hidalgo - So., G, Notre Dame

#### 2024-25 Blue Ribbon Panel Preseason All-ACC Team

Hannah Hidalgo - So., G, Notre Dame  
 Ta'Niya Latson - Jr., G, Florida State  
 Saniya Rivers - Sr., G, NC State  
 Aziaha James - Sr., G, NC State  
 Olivia Miles - Jr., G, Notre Dame  
 Sonia Citron - Jr., G, Notre Dame  
 Makayla Timpson - Sr., F, Florida State  
 Alyssa Ustby - Gr., G/F, North Carolina  
 Reagan Richardson - Sr., G, Duke  
 Kymore Johnson - So., G, Virginia

#### 2024-25 Blue Ribbon Panel Newcomer Watch List

Toby Fournier - Fr., F, Duke  
 Imari Berry - Fr., G, Louisville  
 Kate Koval - Fr., F, Notre Dame  
 Zamareya Jones - Fr., G, NC State  
 Liza Karlen - Gr., Fr, Notre Dame

## GEORGIA TECH'S LAST 13 POSTSEASONS

YEAR	OVERALL	ACC TOURN.	POSTSEASON
2023-24	17-16	1-1 (R2)	WBIT
2022-23	13-17	0-1 (R1)	N/A
2021-22	21-11	1-1 (QF)	NCAA
2020-21	17-9	1-1 (SF)	NCAA Sweet 16
2019-20	20-11	1-1 (QF)	Canceled
2018-19	17-13	0-1 (R2)	Declined WNIT
2017-18	20-14	1-1 (R2)	WNIT 3rd Round
2016-17	22-15	1-1 (R2)	WNIT Runners-Up
2015-16	20-13	1-1 (QF)	WNIT 2nd Round
2014-15	19-15	1-1 (R2)	WNIT 2nd Round
2013-14	20-12	1-1 (QF)	NCAA 1st Round
2012-13	14-16	0-1 (R1)	N/A
2011-12	26-9	2-1 (CG)	NCAA Sweet 16

## TOP 25 POLLS

### ASSOCIATED PRESS

**(March 3)**

- 1 Texas
- 2 USC
- 3 UConn
- 4 UCLA
- 5 South Carolina
- 6 **Notre Dame**
- 7 **NC State**
- 8 TCU
- 9 LSU
- 10 Oklahoma
- 11 **Duke**
- 12 Kentucky
- 13 Ohio State
- 14 **North Carolina**
- 15 Maryland
- 16 West Virginia
- 17 Baylor
- 18 Tennessee
- 19 Alabama
- 20 Kansas State
- 21 Oklahoma State
- 22 **Florida State**
- 23 Creighton
- 24 Michigan State
- 25 **South Dakota State**

### USA TODAY COACHES

**(March 4)**

- 1 Texas
- 2 USC
- 3 UConn
- 4 UCLA
- 5 South Carolina
- 6 **Notre Dame**
- 7 TCU
- 8 **NC State**
- 9 LSU
- 10 Oklahoma
- 11 **Duke**
- 12 Ohio State
- 13 Kentucky
- 14 **North Carolina**
- 15 Maryland
- 16 West Virginia
- 17 Tennessee
- 18 Baylor
- 19 Kansas State
- 20 Alabama
- 21 Oklahoma State
- 22 Creighton
- 23 **Florida State**
- 24 **South Dakota State**
- 25 Michigan State

**Bold = 2024-25 Opponent**

## TECH IN THE POLLS

DATE	AP	COACHES
Oct. 15	RV	N/A
Nov. 11	N/A	N/A
Nov. 18	N/A	N/A
Nov. 25	N/A	RV
Dec. 2	RV	RV
Dec. 9	25	RV
Dec. 16	17	20
Dec. 23	13	16
Dec. 30	13	14
Jan. 6	13	13
Jan. 13	17	17
Jan. 20	18	18
Jan. 27	20	21
Feb. 3	17	19
Feb. 10	19	19
Feb. 17	20	20
Feb. 24	RV	RV
March 3	RV	N/A

## LARGEST HOME CROWDS

1.	11/21/10	#1/1 UConn	L, 71-51	7,325
2.	2/8/95	#11/11 UNC	L, 84-62	6,621
3.	1/19/25	<b>Clemson</b>	<b>W, 89-65</b>	<b>6,386</b>
4.	12/5/08	Georgia	W, 57-42	6,212
5.	2/7/99	#9/11 Duke	L, 74-73	6,058
6.	11/11/12	#20/16 Tenn.	L, 54-71	5,517
7.	11/6/23	Coastal Carolina	W, 83-53	4,963
8.	12/9/21	#3/2 UConn	W, 57-44	4,587
9.	1/26/25	#14 Duke	L, 55-50	4,301
10.	1/23/93	#10 Virginia	L, 107-81	4,158
11.	2/21/93	Wake Forest	W, 85-72	4,136
12.	2/16/03	Virginia	L, 56-54	4,044
13.	1/26/02	Clemson	W, 83-78	3,965
14.	12/13/09	MVSU	W, 89-41	3,864
15.	1/20/96	#7/7 Virginia	L, 79-58	3,849
16.	1/8/04	#1/2 Duke	L, 45-77	3,833
17.	2/11/96	Wake Forest	W, 75-65	3,827
18.	2/18/99	#17/17 Virginia	L, 73-86	3,812
19.	2/23/25	Florida State	L, 73-70	3,809
20.	11/4/24	Winthrop	W, 85-39	3,611
21.	1/13/03	#1/1 Duke	L, 59-79	3,592
22.	1/9/00	#14/10 Duke	L, 45-64	3,512
23.	2/27/94	Duke	W, 64-56	3,385
24.	2/10/08	#3/3 UNC	L, 61-75	3,257

**\*McCamish Pavilion record**

## THOMPSON ON A STREAK

Against Florida State and California, freshman Tianna Thompson put up some numbers. The freshman dropped a career-high 19 points against the Seminoles before posting 11 points against the Golden Bears.

In the two-game stretch, Thompson averaged 15.0 points per game and shot 63.2 percent from the field. She converted 5-of-9 three-point attempts for a 55.6 percent efficiency.

Against Florida State, Thompson came off the bench to lead the Yellow Jackets in scoring with a career-high 19 points. Thompson shot 72.7 percent from the field, connecting on 8-of-11 attempts, including a 3-for-5 effort from three-point range. The game marked her second in double-figures this season.

Thompson is the third freshman on the team to drop a game with 15 or more points. Chit-Chat Wright owns two games with 15+, while Dani Carnegie owns 11. This trio of Tech's highly touted freshman class is contributing 24.5 points per game this season and shooting 39.8 percent (224-563) from the floor and 33.75 percent (108-320) from three-point distance.

## STEAL PARTY

In Tech's game against Wake Forest (Feb. 16), the Yellow Jackets recorded 15 steals on the day, led by five from Kara Dunn and four from Inés Noguero. The 15 steals marked the season-high by the Jackets who previously recorded 15 steals against Louisiana Monroe (Dec. 11). It marked a season-high in ACC play for Tech.

On the season, Dunn leads the team in steals with 39 for a 1.3 steals per game average. Noguero closely follows with 36 steals (1.5 spg). They are closely followed by Tonie Morgan with 33 steals.

Inés Noguero returned to the starting lineup against Wake Forest and made immediate disruption on the defensive end. She finished with four steals in the win and multiple deflections.

## GETTING IT DUNN

Kara Dunn has been a consistent producer for the Yellow Jackets this season. Overall, the junior is Tech's leading scorer, averaging 15.6 points per game. Dunn is also second on the team in rebounding, collecting 5.8 on average per game.

In conference play, Dunn is averaging 16.8 points and 5.3 rebounds per game. She has dropped six 20-plus point outings, including a 33-point performance against Virginia Tech, and logged a double-double against the Hokies.

Overall this season, Dunn has recorded 25 double figure scoring outings and had a 13-game streak of double-figure performances snapped at Virginia. She owns eight games with 20 or more points and three double-doubles on the season. She has led Tech in scoring 15 times and rebounding 10 times.

She also second on the team in field goal percentage, shooting 50.5 percent from the floor overall this season. In league play, the junior is hitting 49.5 percent from the field. She ranks 9th in all games and 12th in conference only games in FG% in the ACC.

## IT'S HOW IT ZOES

During the stretch from Duke to NC State (Jan. 26-Feb. 20), Zoe Smith was a prominent presence on the floor. The graduate transfer recorded double-figures in four outings and logged double-doubles against Duke and Boston College (and just missed a double-double against SMU). During the seven-game stretch, Smith averaged 10.9 points and 8.9 rebounds per game. She shot 50.8 percent from the field and pulled down 25 offensive boards.

## WINS AGAINST RANKED FOES

Jan. 6, 1987	#13 Maryland	H	81-80 (OT)
Jan. 21, 1989	#13 Virginia	H	105-80
Jan. 2, 1990	#6 NC State	H	79-78
Jan. 18, 1990	#15 Maryland	H	70-68
Jan. 17, 1992	#16 NC State	H	83-72
Feb. 4, 1992	at #18 Clemson	A	59-57
March 7, 1992	vs. #4 Maryland	N	68-67
March 8, 1992	vs. #18 Clemson	N	74-73
Jan. 15, 1993	#15 North Carolina	H	73-63
Jan. 25, 1996	#18 Clemson	H	55-38
Feb. 25, 1996	at #17 Clemson	A	72-62
Jan. 5, 1997	#7 NC State	H	73-72
Feb. 13, 1997	#9 Virginia	H	72-60
Dec. 6, 1997	#9 Virginia	H	84-65
Dec. 5, 1998	at #17/14 NC State	A	74-73
Jan. 24, 1999	#7/6 North Carolina	H	91-84
Jan. 13, 2000	#15/12 North Carolina	H	55-44
Feb. 24, 2000	at #14/11 NC State	A	69-52
March 4, 2000	vs. #15/14 NC State	N	71-62
Jan. 7, 2001	#25 Virginia	H	70-65
Feb. 8, 2001	at #24 Virginia	A	87-70
Jan. 17, 2002	at #17/15 North Carolina	A	81-62
Dec. 27, 2002	vs. #24/22 Georgia	N	55-49
Dec. 3, 2004	#6/6 Georgia	H	55-49
Feb. 1, 2007	#4/4 Maryland	H	77-72
Dec. 3, 2008	#21/24 Michigan St.	H	70-57
Jan. 22, 2009	#2/3 North Carolina	H	66-62
March 1, 2009	#22/19 Virginia	H	74-66
Dec. 5, 2010	#21/22 Georgia	H	69-53
Jan. 6, 2011	#8/8 North Carolina	H	71-70
Feb. 24, 2011	at #13/16 North Carolina	A	64-57
March 4, 2011	vs. #13/15 Maryland	N	70-64
Feb. 12, 2012	at #23/RV North Carolina	A	56-64
March 20, 2012	vs. #17/16 Georgetown	N	76-64
Feb. 6, 2014	#13/11 North Carolina	H	94-91
Feb. 26, 2015	#16/17 Duke	H	71-62
Jan. 15, 2017	#24 Syracuse	H	75-66
Nov. 18, 2018	#14 Georgia	H	63-53
Jan. 20, 2019	#12/12 Syracuse	H	65-55
Jan. 2, 2020	#23/RV Miami	H	61-54
Jan. 9, 2020	#11/11 Florida State	A	67-52
Feb. 16, 2020	#4/4 NC State	A	65-61
Feb. 23, 2020	#17/18 Florida State	H	65-62
March 23, 2021	#17/20 West Virginia	N	73-56
Dec. 5, 2021	#20/19 Georgia	A	55-54
Dec. 9, 2021	#3/2 UConn	H	57-44
Jan. 23, 2022	#20 North Carolina	H	55-38
Feb. 2, 2023	#15/13 NC State	H	68-62
Nov. 26, 2024	#21/25 Oregon	N	74-58
Dec. 15, 2024	#14/14 North Carolina	A	82-76
Dec. 21, 2024	#23/RV Nebraska	H	72-61

On the season, Smith is averaging 7.8 points and 6.2 rebounds per game. She owns 10 double-figure scoring games, four double-doubles and five double-figure rebounding outings.

## SPREADING THE OFFENSE

Georgia Tech recorded 17 games this season with four or more Yellow Jackets finishing in double-figure scoring numbers, most recently with four at Stanford. Five players scored in double-figures five times this season - against West Georgia, at Mercer, at North Carolina, Clemson and at Miami. Tech's season-high was six players against Clemson on Jan. 19.

As of March 3, Georgia Tech is one of only six teams in the ACC to own five or more games with five or more players scoring in double-figures.

In addition to spreading its offense, the Yellow Jackets are sharing the ball and have recorded 15 or more assists in 20 games with a season-high of 28 coming against FAMU and Clemson.

## IN THE WRIGHT SPOT

Chit-Chat Wright earned her first collegiate start at Notre Dame (Jan. 16) and started eight-straight games. In her eight starts, the freshman averaged 8.4 points, while dishing out 29 assists. She shot 34.2 percent from the field and logged

## ACC POSTSEASON HONORS

### 2024-25 Postseason Awards

Player of the Year: Hannah Hidalgo, So., G, Notre Dame  
 Defensive Player of the Year: Hannah Hidalgo, So., G, Notre Dame

Rookie of the Year: Toby Fournier, F, Duke

Coach of the Year: Wes Moore, NC State

**Sixth Player of the Year: Dani Carnegie, Fr., G, Georgia Tech**

Most Improved Player: Zoe Brooks, So., G, NC State

### All-ACC First Team

Hannah Hidalgo, So., G, Notre Dame  
 Ta'Niya Latson, Jr., G, Florida State  
 Olivia Miles, Sr., G, Notre Dame  
 Aziaha James, Sr., G, NC State  
 Makayla Timpson, Sr., F, Florida State  
 Sonia Citron, Sr., G, Notre Dame  
 Kymora Johnson, So., G, Virginia  
 Saniya Rivers, Sr., G, NC State  
 Alyssa Utsby, Gr., G/F, North Carolina  
 Khadija Faye, Gr., C, Pittsburgh  
 Zoe Brooks, So., G, NC State

### Kara Dunn, Jr., G, Georgia Tech

Toby Fournier, Fr., F, Duke  
 Jayda Curry, Sr., G, Louisville  
 O'Mariah Gordon, Sr., G, Florida State

### All-ACC Second Team

Haley Cavinder, Gr., G, Miami  
 Ioanna Krimili, Sr., G, California  
 Ashlon Jackson, Sr., G, Duke  
 Liatu King, Gr., F, Notre Dame  
 Maria Gakdeng, Sr., C, North Carolina

### Tonie Morgan, Jr., G, Georgia Tech

Reniya Kelly, So., G, North Carolina  
 Nunu Agara, So., F, Stanford  
 Tajiana Roberts, Fr., G, Louisville  
 Nya Robertson, Jr., G, SMU

### All-Defensive Team

Hannah Hidalgo, So., G, Notre Dame  
 Makayla Timpson, Sr., F, Florida State  
 Saniya Rivers, Sr., G, NC State  
 Jadya Donovan, So., G/F, Duke  
 Alyssa Utsby, Gr., G/F, North Carolina  
 Sonia Citron, Sr., G, Notre Dame

### All-Freshman Team

Toby Fournier, F, Duke  
 Tajiana Roberts, G, Louisville

### Dani Carnegie, G, Georgia Tech

Tilda Trygger, F, NC State  
 Lanie Grant, G, North Carolina  
 Kate Koval, F, Notre Dame

four double-figure scoring outings.

### A DOMINATING ZOE AGAINST DUKE

Against Duke, Zoe Smith logged her fifth career double-double, and third at Georgia Tech, with a game-high 16 points and game-high 13 rebounds. Smith came ready to play, owning 10 points and seven rebounds at halftime. The graduate transfer was a perfect 5-for-5 from the field after the first two quarters.

It marked her seventh game in double figures as a Yellow Jacket, while matching her season-high. Smith followed that performance with 16 points at Miami, tying for the team-high.

### JOINING AN ELITE CLUB

This season, two Yellow Jackets have surpassed the 1,000-career points mark. Tonie Morgan hit the record against Virginia Tech to become the 35th player in program history to do so. Morgan sits at 1,209 career points in 93 games. She hit the mark in her 79th career game.

Five games later against Duke, Kara Dunn surpassed the milestone, becoming the 36th player in program history. Dunn currently owns 1,148 career points in just 88 games.

### WELCOME BACK, DANI

After missing three full games, and playing just under six minutes against Virginia Tech, freshman Dani Carnegie returned to the floor at Virginia. Carnegie logged a career-high 29 points for her 14th game in double-figures and sixth 20-plus point outing.

Carnegie reached 29 points hitting seven field goals, including five three-pointers, and converting a career-high 10-of-11 free throws. She just missed a double-double with nine rebounds.

### DOUBLE-DOUBLE X TWO

In Tech's game at Virginia, a pair of Yellow Jackets finished with double-doubles in Kayla Blackshear and Tonie Morgan. Blackshear hit her second double-double of the season with 10 points and a team-high 10 rebounds, while Morgan owned 11 assists and 11 points.

For Morgan, it marked her sixth career double-double on points and assists, and 14th double-double overall. It was also her second-straight double-double after posting a triple-double against Clemson in the game prior.

The game marked the first a pair of Jackets posted double-doubles since 2019.

### TRIPLE-DOUBLE MORGAN

Junior Tonie Morgan recorded her first collegiate triple-double performance against Clemson on Jan. 19. Morgan logged a career-high 14 assists to go with 12 points and 12 rebounds. It marked only the fourth triple-double in Georgia Tech women's basketball history and the first since 2002.

It was also the first-ever triple-double recorded against an ACC opponent in program history.

Only five players - Kymora Johnson (Virginia), Ta'Niya Latson (Florida State), Rose Micheaux (Virginia Tech), Olivia Miles (Notre Dame) and Tonie Morgan - have recorded triple-doubles in the ACC this season.

### SIX IN DOUBLE FIGURES

Against Clemson, Georgia Tech registered six Yellow Jackets in double-figures - Kara Dunn (20), Kayla Blackshear (19), Tianna Thompson (13), Tonie Morgan (12), Rusne Augustinaite (11) and Chit-Chat Wright (10).

In the game, Tech also matched its season-high in assists, finishing with 28. Tech also recorded 28 against FAMU on Dec. 1.

It marked the first time six players finished in double figures since Dec. 5, 2015 when Georgia Tech edged USC Upstate, 87-46. In that game, Aaliyah Whiteside posted a double-double and Roddreka Rogers just missed a double-double with 19 points and nine rebounds.

The Jackets also recorded six in double figures against Mississippi Valley on Dec. 13, 2009, resulting in an 89-41 victory.

As of March 3 games, Georgia Tech is one of eight teams in the ACC to have six players reach double figures in a game - Duke (2), Louisville (2), North Carolina (2), NC State (1), Notre Dame (2), Syracuse (1), Wake Forest (1).

### DUNN, MORGAN COMBINE

Against Virginia Tech, Kara Dunn and Tonie Morgan combined to score 61 points in the double-overtime loss. Dunn finished with a game-high 33 points to mark a season-high and her third game scoring 30 or more points in her career (her career-high is 39 set against Georgia State last season).

Meanwhile, Morgan dropped in a career-high 28 points, helping the junior surpass 1,000-career points. Morgan became the 35th player in program history to join the elite club. Morgan hit 1,000 on a driving layup at the 7:03 mark of the second quarter.

With Dunn and Morgan both contributing over 20 points in the game, it marked the fourth time this season at least two players scored 20-plus points. Additional times include:

\*vs. Georgia (11/7/24) - Dunn (25), Carnegie (20)

\*at North Carolina (12/15/24) - Morgan (23), Carnegie (22)

\*vs. Pittsburgh (12/29/24) - Dunn (28), Carnegie (24)

The double-overtime contest was the first since a loss to Pittsburgh on Feb. 12, 2023. It also marked the first overtime game for GT since a 71-66 win over Miami on March 3, 2024.

## CAREER DOUBLE-DOUBLES

### KARA DUNN - 3

33 pts, 10 rebs vs. Virginia Tech - 1/9/25  
16 pts, 14 rebs vs. Nebraska - 12/21/24  
11 pts, 13 rebs vs. Georgia State - 11/8/24

### KAYLA BLACKSHEAR - 6

10 pts, 10 rebs at Virginia - 1/23/25  
10 pts, 10 rebs vs. Florida A&M - 12/1/24  
12 pts, 10 rebs vs. Clemson - 1/11/24  
10 pts, 11 rebs vs. Georgia State - 12/10/23  
18 pts, 11 rebs vs. Miami - 1/12/23  
16 pts, 13 rebs at Wake Forest - 1/8/23

### TONIE MORGAN - 14

11 pts, 11 assts at Virginia - 1/23/25  
14 assts, 12 pts, 12 rebs vs. Clemson - 1/19/25  
24 pts, 11 rebs vs. Pitt - 3/6/24  
16 pts, 10 rebs at Miami - 3/3/24  
23 pts, 11 assts at NC State - 2/18/24  
15 pts, 10 assts vs. Boston College - 1/21/24  
15 pts, 12 rebs at Pitt - 1/7/24  
18 pts, 12 rebs vs. Virginia - 1/4/24  
11 pts, 12 rebs at Georgia - 12/16/23  
13 pts, 12 rebs vs. New Mexico - 11/24/23  
17 pts, 10 assts vs. NC State - 2/2/23  
13 pts, 12 assts vs. Clemson - 1/26/23  
16 pts, 15 rebs vs. Syracuse - 1/19/23  
11 pts, 10 rebs vs. Furman - 12/21/22

### INÉS NOGUERO - 2

11 pts, 10 rebs at Clemson - 2/15/24  
10 pts, 12 rebs vs. Mercer - 12/5/23

### ZOESHA SMITH - 6

16 pts, 11 rebs at Boston College - 2/9/25  
16 pts, 13 rebs vs. Duke - 1/26/25  
16 pts, 12 rebs vs. Syracuse - 1/2/25  
11 pts, 11 rebs vs. Rice - 12/18/24  
21 pts, 10 rebs at Georgia Tech - 11/20/22\*  
15 pts, 13 rebs vs. Florida - 2/12/23\*

### D'ASIA THOMAS-HARRIS - 1

12 pts, 13 rebs at Rice - 11/16/23

non-guard to rank in the top 10 in assist/turnover ratio at the national level.

## USBWA NATIONAL PLAYER OF THE WEEK

Junior Kara Dunn earned national recognition on Dec. 31, being named one of five USBWA National Players of the Week. Dunn helped Tech to a 100-61 rout over Pittsburgh, finishing with a team-high 28 points, 20 coming in the first half. The junior converted 10 field goals and went 7-for-8 at the free throw line, while pulling down a team-high seven rebounds and dishing out three assists.

The 28-point performance marked her third game this season with 20-plus points. She has recorded double figures in 25 games thus far.

Dunn joined teammate Tonie Morgan in the 1,000-career point club, surpassing the mark against Duke.

## LOGGING 100

Against Pittsburgh, Georgia Tech logged 100 points for the first time since a 102-49 victory over Southeastern Louisiana on Nov. 18, 2015. It was also the first 100-point game against an ACC opponent since a 103-101 double-overtime loss at Virginia on March 2, 2008. Georgia Tech has scored 100 points against an ACC opponent only four times in program history.

The 39-point victory over Pitt also becomes the largest margin of victory over an ACC opponent in program history. The previous high was 37 points in an 85-48 win over Boston College on Feb. 19, 2012.

## GOING THE DISTANCE

Sophomore Rusne Augustinaite held a three-point shooting clinic against Rice (Dec. 18), connecting of 7-of-11 from beyond the arc for a career-high made. Augustinaite finished with a season-high 23 points in the win over the Owls, leading a quartet of Jackets in double-figures.

In the game, Tech finished with 13 triples made. To date, Tech has hit 10 or more three-pointers in a game six times this season, most recently with 12 against Pitt. As a team, Tech is third in the ACC in 3-point field goals made, following only Florida State and California.

## OPENING ACC PLAY

Georgia Tech kept their record unblemished picking up its second ranked win of the season with an 82-76 win at No. 14 North Carolina. Tonie Morgan logged her then seventh game in double-figures, leading Tech with 23 points. The Jackets shook off a slow start and scored 82 points against the ACC's leading defensive team. Tech also held UNC's leading scorer, Alyssa Ustby, to a mere two points at the charity stripe and no field goals. The Jackets went to the free throw line for a season-high 18 attempts and converted 16.

The win snapped a six-game skid when playing in Chapel Hill and was the fourth win over a Top 50 NET team this season.

## UTILIZING THE DEPTH

Georgia Tech averages 28.9 points per game off its bench, ranking second in the ACC and sixth overall in the nation in bench points per game. A strong component of that comes from Dani Carnegie who is second on the team offensively, averaging 13.1 points per game off the bench. But the Yellow Jackets have also seen solid production from Chit-Chat Wright (7.1 ppg), Rusne Augustinaite (5.7 ppg) and Kayla Blackshear (6.2 ppg) who all average over 5.0 points per game off the bench.

South Carolina leads the nation off the bench, averaging 41.7 points per game. Duke is the only other ACC team to rank nationally in the top 10 in this statistical category, coming in at No. 3.

## ACC ROOKIE OF THE WEEK X 5

Freshman Dani Carnegie is on pace to make Georgia Tech program history, picking up her fourth-consecutive, and fifth overall, ACC Rookie of the Week honor on Jan. 6. Carnegie now becomes just the fourth Jacket in program history to earn at least five weekly rookie honors, and the first since 2016-17 (Francesca Pan). Niesha Butler owns Tech's record for most recorded ACC Rookie of the Week accolades, earning seven in 1998-99. The ACC record is 12 held by Hannah Hidalgo (Notre Dame - 23-24).

Carnegie collected her fifth ACC Rookie of the Week nod on Jan. 6 after dropping a career-high 28 points in the win against Syracuse. The freshman connected on 6-of-8 from three-point distance (also a career-best), while adding seven rebounds and four assists.

She earned her fourth ACC Rookie of the Week honor, being voted as such on Dec. 30 for the third-straight week. Carnegie dropped in 24 points, a season-high for the freshman, against Pitt. It marked her fourth 20-plus point game. With her fourth weekly honor, Carnegie becomes the first Yellow Jacket since 2018-19 to collect as many honors.

Carnegie collected her third ACC Rookie of the Week accolade on Dec. 23 after the Jackets defeated Rice and No. 23 Nebraska. Carnegie scored 20 points against the Cornhuskers and averaged 13.5 points and 7.0 rebounds per game during the week.

Carnegie received her second ACC Rookie of the Week honor on Dec. 16 after helping the Jackets pick up a pair of wins against Louisiana Monroe and No. 14 North Carolina. The freshman averaged 18.0 points and 8.5 rebounds in Tech's two games to lead the Yellow Jackets on the week. She hit a team-high six three-pointers in the two games, while going a perfect 4-for-4 at the free throw line.

Carnegie collected her first weekly honor on Nov. 18, earning ACC Co-Rookie of the Week accolades. The newcomer averaged 17.5 points per game, helping lift Georgia Tech to a pair of wins over West Georgia and Georgia. She led Tech from three-point distance, hitting seven between the two games, and shot 46.4 percent from the field. Carnegie led Tech against West Georgia with 15 points before logging her first collegiate 20-point outing, dropping 20 against Georgia.

## ARI THE HELPER

Sophomore center Ariadna Termis currently ranks third on the team in assists with 62 on the season. Termis ranked as high as second in the ACC in assist/turnover ratio and ranked 15th nationally in that statistical category until recently. She was the only

## JACKETS BY THE NUMBERS

### GAMES LEADING GT IN:

#### Scoring (includes ties):

Dunn .....	15
Carnegie .....	6
Morgan .....	4
Augustinaite .....	2
Smith .....	2
Termis .....	1
Thompson .....	1

#### Rebounding (includes ties):

Dunn .....	10
Smith .....	9
Blackshear .....	7
Carnegie .....	3
Morgan .....	2
Termis .....	2
Noguero .....	1
Wright .....	1

#### Assists (includes ties):

Morgan .....	21
Wright .....	6
Termis .....	3
Carnegie .....	2
Noguero .....	2
Dunn .....	1
Smith .....	1

#### Games in Double Figure Scoring:

Dunn .....	25
Morgan .....	24
Carnegie .....	18
Smith .....	10
Wright .....	9
Blackshear .....	8
Augustinaite .....	4
Termis .....	4
Noguero .....	3
Thompson .....	3

#### Games with 20+ points:

Dunn .....	8
Carnegie .....	6
Morgan .....	4
Augustinaite .....	1

#### Games with 5+ assists:

Morgan .....	18
Noguero .....	4
Wright .....	5
Termis .....	4
Blackshear .....	2
Smith .....	1

#### Games with 3+ steals:

Noguero .....	5
Morgan .....	4
Dunn .....	3
Wright .....	3
Blackshear .....	2
Smith .....	2
Noguero .....	1
Thompson .....	1

## 60-POINT ROUT

Georgia Tech cruised to a 97-37 victory over Louisiana Monroe on Dec. 11 to improve to 10-0 on the season. Four different Yellow Jackets finished in double-figures. Rusne Augustinaite led Tech offensively for the first time this season, dropping 17 points after a 5-for-10 effort from three-point distance. Several Jackets were just shy of a double-double, including Dani Carnegie who finished with 14 points and eight rebounds and Zoeshia Smith (nine rebounds, eight points).

Tech hit 14 three-pointers in the outing, nearly matching its program record set this season. Five Jackets connected from three-point land. To date, Georgia Tech has had five different Jackets connect on a three-pointer in seven games, highlighted by seven Jackets against FAMU.

ULM committed more turnovers than made field goals in the outing, owning 25 miscues to 16 made field goals. The Warhawks were limited to one player in double-figures and shot just 25.8 percent from the field. Tech has held three opponents to under 30 percent shooting this season - Georgia State, Mercer and ULM.

## LENDING A HAND

Having logged 15 or more assists in every game but seven thus far this season, Georgia Tech currently leads the ACC in assists, averaging 18.07 per game. Notre Dame sits in second, averaging 17.86. Tech recorded a season-high 28 in its win over Florida A&M (Dec. 1) and matched that in its win against Clemson on Jan. 19. Tech has dished out 20 or more assists 12 times this season. Tech was held to a season-low three assists against South Dakota State in the opening game of the Hawaii North Shore Showcase.

Tonie Morgan currently leads Georgia Tech on the year with 169 assists for a 5.63 assists per game average. The junior is third in the ACC in assists and 14th nationally in the statistical category. She also ranks third in the ACC in assist/turnover ratio. In ACC games only, Morgan is second in the league in assists, averaging 6.00 per game, recently surpassing Olivia Miles (Notre Dame).

## SEC/ACC CHALLENGE

The 2024-25 season marked the second edition of the SEC/ACC Challenge. Georgia Tech drew Mississippi State this season in a rematch of the WBIT first round game that closed last season for the Yellow Jackets.

In the seventh meeting between the programs, Georgia Tech avenged a loss to MSU last season, collecting a 78-75 victory over the Bulldogs. Tech hit 12 three-pointers in the victory to overcome a halftime deficit as the teams stood tied with five minutes to play. After struggling in the first half offensively, freshman Dani Carnegie came up big in the fourth quarter, scoring 10 points, including a pair of free throws in the final seconds to extend Tech's lead to three. Kara Dunn registered a team-high 23 points, while Tonie Morgan logged 15 points and eight assists in the win.

In the game, Tech attempted a program-high 38 three-pointers, surpassing the previous high of 36 set against Clemson on Feb. 19, 2004.

Rusne Augustinaite has seen success in the Challenge, having recorded a career-night in Tech's first Challenge game last year against Florida. The then-freshman dropped 30 points against Florida. The Jackets recorded their first win in the Challenge this season, having dropped a 68-58 decision to the Gators last year.

## PROGRAM RECORD 3'S

Georgia Tech is setting records this season, having produced a new program single-game record against Florida A&M on Dec. 1. Connecting on 15 three-pointers, the Yellow Jackets topped the previous single-game record of 14 made against Appalachian State on Dec. 11, 2016. Seven different Yellow Jackets connected beyond the arc against the Rattlers to help Tech set the new program record. In the win, the Jackets shot an astounding 61.7 percent from the floor, marking the first time Tech has shot 60 percent or better since defeating Kennesaw State on Nov. 22, 2011 when it hit 63.5 percent.

To continue breaking records, Tech attempted 38 three-pointers against Mississippi State to set a new program high in that statistical category. The 38 three-point attempts also ties for the second most attempts in the ACC this season - Cal attempted 40 against Stanford.

To date, Georgia Tech has connected on 10-plus from beyond the arc in six games:

- \*Georgia (11/17/24) - 11-of-32 - 34.4%
- \*Florida A&M (12/1/24) - 15-of-28 - 53.6%
- \*Mississippi State (12/4/24) - 12-of-38 - 31.6%
- \*ULM (12/11/24) - 14-of-33 - 42.4%
- \*Rice (12/18/24) - 13-of-29 - 44.8%
- \*Pittsburgh (12/29/24) - 12-of-34 - 35.3%

## OFF TO A STRONG START

With its win at UNC on Dec. 15, Georgia Tech officially sealed the best start in program history at 11-0. The previous high was a 10-0 start in the 1977-78 season. Additionally, with its win over Pittsburgh, Georgia Tech recorded the best win streak in program history at 14 consecutive victories.

## HAWAII CHAMPIONS

Collecting two wins in Hawai'i, Georgia Tech was crowned the 2024 Hawaii North Shore Showcase Champions with wins over South Dakota State and No. 21 Oregon. Tonie Morgan was tabbed the Tournament MVP after averaging a team-high 15.5 points and 9.0 rebounds per game, while tying for team-high in assists with seven. Ariadna Termis also took home some hardware being

named to the All-Star Team. Termis finished second on the team in scoring, averaging 10.5 points per game and hit a team-high five three-pointers between the two games.

The win over No. 21 Oregon marked the first ranked win since Tech defeated No. 15 NC State, 68-62, on Feb. 2, 2023. It was the 10th win over a ranked opponent in the Nell Fortner era. Since Hawai'i, Tech has picked up two more wins over ranked foes to total 13 ranked wins under Fortner.

## ACC WEEKLY HONORS

### 2024-25 ACC Player and Freshman of the Week

#### Week 1 -Nov. 11

Player: Olivia Miles, Jr., G, Notre Dame  
Freshman: Tajianna Roberts, Fr., G, Louisville

#### Week 2- Nov. 18

Co-Player: Makayla Timpson, FSU & Hannah Hidalgo, Notre Dame

**Co-Freshman: Dani Carnegie, Georgia Tech & Kate Koval, Notre Dame**

#### Week 3- Nov. 25

Player: Hannah Hidalgo, So., G, Notre Dame  
Freshman: Toby Fournier, F, Duke

#### Week 4 - Dec. 2

Co-Player: Reigan Richardson, Sr., G, Duke; Ta'Niya Latson, Jr., G, Florida State  
Freshman: Tajianna Roberts, G, Louisville

#### Week 5- Dec. 9

Player: Ta'Niya Latson, Jr., G, Florida State  
Freshman: Toby Fournier, F, Duke

#### Week 6- Dec. 16

Player: Hannah Hidalgo, So., G, Notre Dame  
**Freshman: Dani Carnegie, G, Georgia Tech**

#### Week 7- Dec. 23

Player: Haley Cavinder, Gr., G, Miami  
**Freshman: Dani Carnegie, G, Georgia Tech**

#### Week 8 - Dec. 30

Player: Olivia Miles, Jr., G, Notre Dame  
**Freshman: Dani Carnegie, G, Georgia Tech**

#### Week 9 - Jan. 6

Player: Ta'Niya Latson, Jr., G, Florida State  
**Freshman: Dani Carnegie, G, Georgia Tech**

#### Week 10 - Jan. 13

Player: Rose Micheaux, Sr., F, Virginia Tech  
Freshman: Tajianna Roberts, G, Louisville

#### Week 11 - Jan. 20

Player: Ta'Niya Latson, Jr., G, Florida State  
Freshman: Toby Fournier, F, Duke

#### Week 12- Jan. 27

Player: Ta'Niya Latson, Jr., G, Florida State  
Freshman: Toby Fournier, F, Duke

#### Week 13 - Feb. 3

Player: Hannah Hidalgo, So., G, Notre Dame  
Freshman: Tajianna Roberts, G, Louisville

#### Week 14 - Feb. 10

Player: Aziaha James, Sr., G, NC State  
Freshman: Toby Fournier, F, Duke

#### Week 15 - Feb. 17

Player: Reniya Kelly, So., G, North Carolina  
Freshman: Tajianna Roberts, G, Louisville

#### Week 16 - Feb. 24

Player: Zoe Brooks, So., G, NC State  
Freshman: Tilda Trygger, C, NC State

#### Week 17 - March 3

Player: Makayla Timpson, Sr., F, Florida State  
Freshman: Toby Fournier, F, Duke

## WHAT'S NEW TERMIS?

Having spent the summer in Atlanta working on the court and in the weight room, sophomore Ariadna Termis has seen much improvement on the floor this season. Termis scored a career-best 13 points in Tech's win over No. 21 Oregon, leading the Yellow Jackets offensively in the victory. Termis reached 13 points hitting five field goals, including three triples to match her personal-best.

Termis hit two or more three-pointers in a streak of three-straight games, capped against Oregon. In two years, the sophomore has connected on multiple three-pointers in a game in nine outings. Currently averaging 4.2 points per game on the season, Termis has doubled her scoring average since last year when she contributed 2.6 points per game as a freshman.

## THERE'S ALWAYS A FIRST

Junior guard Kara Dunn recorded her first collegiate double-double in Tech's win against Georgia State, logging 11 points and 13 rebounds. Dunn led Tech in rebounding on the night with her personal-high.

Dunn logged her second career double-double in its win over Nebraska with 16 points and a career-high 14 rebounds, and followed with her third double-double against Virginia Tech (33 points, 10 rebounds). She has led the Jackets in rebounding in nine games this season.

Dunn flirted with a double-double multiple times in her career, but never surpassed the mark. Her 14 rebounds against Nebraska topped her previous career-high of 13, set against Georgia State earlier this season.

## CARNEGIE CAN

Freshman Dani Carnegie has made an immediate impact her inaugural season, leading the Yellow Jackets offensively in six games. To date, Carnegie owns 18 games scoring in double-figures and six with 20 more more points. She scored a career-high 29 points in the win at Virginia.

Carnegie became the first freshman Yellow Jacket to post back-to-back double-figure games to open their freshman season since 2018-19. Additionally, her 17 points in her collegiate debut marked the most by a freshman since Kaela Davis scored 20 points in her debut against Coppin State on Nov. 8, 2013. Davis would go on to score in double-figures her first eight games that season.

## SEASON OPENING DOMINANCE

Georgia Tech opened the 2024-25 collegiate basketball season across the country, playing the first game of the year. Tech welcomed Winthrop for "Education Day" on Nov. 4 and collected a dominating win to improve to 6-0 in season-openers under head coach Nell Fortner. The Jackets collected an 85-39 victory over the Eagles behind a 53.8 percent shooting effort, paced by four in double figures.

Tech's highly-touted freshmen class combined for 32 points and 11 rebounds led by Dani Carnegie's team-high 17-point performance. Three of the four freshmen connected at least once from three-point distance - Carnegie, Grooms and Wright - while all four contributed offensively.

The Jackets distributed the ball well its in opener, tallying 25 assists on 35 made field goals. Three different Jackets - Morgan, Termis and Wright - led the way, all with six assists each.

## PRESEASON TUNE-UP

Georgia Tech held its final preseason tune-up against Anderson University in an exhibition game on Halloween. A total of 11 Yellow Jackets took the floor and all 11 contributed offensively in the 109-53 victory. Zoe Smith and Kara Dunn led Tech offensively, each chipping in 18 points, as five Jackets finished in double-figures. Four of Tech's five starters finished in double-figures, including Arianda Termis who tallied 12 points and a team-best seven rebounds.

Tech's 12th-ranked freshmen class saw promising minutes in exhibition play, tallying a combined 31 points, 15 rebounds, eight assists, four steals and three blocks. Tianna Thompson paced the freshmen class with 13 points, going 5-for-7 from the field, including a 2-for-3 effort from three-point range.

## RETURNING A CORE NUCLEUS

Tech returns a core nucleus of seven letterwinners, therefore bringing back 92% of its scoring and 87% of its rebounding from last season. In addition, the seven letterwinners accounted for 88.6 percent of the shots taken and 95.7 percent the free throws attempted.

In addition to its scoring and rebounding returning, Georgia Tech brings back the majority of production from last season. The Yellow Jackets return solid production in blocks (89.8%), three-pointers (87.9%), steals (81.5%), minutes (80.5%) and assists (79.1%).

## STRENGTH OF SCHEDULE

Georgia Tech will face a competitive schedule this year with 16 opponents on the slate having reached postseason play last season. Of those 16 postseason teams, 13 participated in the NCAA Tournament and three reached the Sweet 16. The Yellow Jackets will spend part of their Thanksgiving break in Hawai'i, opening the North Shore Showcase against Summit League defending champions, South Dakota State.

## BACK FOR YEAR SIX

Georgia Tech returns for its sixth season under head coach Nell Fortner in 2024-25, looking to improve upon last season's 17-16 overall record and 7-11 mark in league action. Tech reached postseason play last year, participating in the inaugural WBIT.



In five years with Nell Fortner at the helm, the Yellow Jackets have reached postseason play three times (while qualifying a fourth time before Covid-19), including back-to-back appearances in the NCAA Tournament (2022 and 2021). In 2021, Tech reached the Sweet 16 for just the second time in program history. Last season, the Yellow Jackets earned a bid to the inaugural Women's Basketball Invitation Tournament (WBIT).

Tech's win against Rice on Dec. 18 marked the 100th win for Coach Fortner at Georgia Tech. As the head coach of the Yellow Jackets, Fortner boasts a 109-73 record.

## 50TH ANNIVERSARY

Georgia Tech will celebrate the 50th anniversary of women's basketball on The Flats during the 2024-25 season. Tech's first varsity female sports team, women's basketball started in 1974-75 and has amassed 795 wins since. In 50 seasons, Georgia Tech has made 11 NCAA Tournament appearances, eight WNIT appearances, and seven GAIAW State Tournaments. The Yellow Jackets made their first postseason appearance in school history in 1992 and won the NWIT in Amarillo, Texas. The win also marked the first NWIT title for an ACC school.

Tech made its first NCAA Tournament appearance in 1992-93. The Jackets didn't return for 10 years, making its next trip in 2003, but then participated in every Big Dance from 2007-2012. In 2012, Tech made its first-ever run to the Sweet 16. The Jackets would return to the Sweet 16 in 2021 with Nell Fortner at the helm.

## VERSATILE MORGAN

Tonie Morgan has put together quite the collegiate career on The Flats thus far. After earning ACC All-Freshman Team honors and two ACC Rookie of the Week nods in 2022-23, the Jacket continued her impressive ways as a sophomore last season. Morgan received all-ACC second team honors after leading the Jackets with 15.6 points and 6.8 rebounds per game. She added to her resume with ACC All-Tournament second team honors and a Cancun Challenge all-tournament team selection.

Morgan finished last year with eight double-doubles and posted double-figure scoring totals in 29 games. Morgan also led the Jackets in assists (170) and steals (55). Nationally, she finished the season ranked 33rd in assists (170) and 35th in assists per game (5.2).

The junior surpassed 1,000-career points against Virginia Tech to become the 35th player in program history to join the elite club.

## DUNN LAST SEASON

Kara Dunn narrowly finished outside the top spot on the team in scoring as a sophomore last season, averaging 15.5 points per game (Tonie Morgan averaged 15.6 ppg). She led the team in free throw percentage (.782), while finishing second in three-pointers made with 39 to earn her all-ACC second team honors. In ACC games only, Dunn finished 10th in scoring, dropping 16.72 points per game on average.

## INDIVIDUAL MISC. STATS

### Career 20-Point Games

#### Rusne Augustinaite: 2

Rice.....	12/18/24	23
Florida.....	11/29/23	30

#### Kayla Blackshear: 3

at Florida State.....	12/29/23	22
at Rice.....	11/16/23	21
Coastal Carolina.....	11/6/23	24

#### Dani Carnegie: 6

at Virginia.....	1/23/25	29
Syracuse.....	1/2/25	28
Pittsburgh.....	12/29/24	24
Nebraska.....	12/21/24	20
at North Carolina.....	12/15/24	22
Georgia.....	11/17/24	20

#### Tonie Morgan: 11

at Stanford.....	3/2/25	31
Virginia Tech.....	1/9/25	28
at North Carolina.....	12/15/24	23
vs. SDSU.....	11/23/24	21
vs. Pitt.....	3/6/24	24
at NC State.....	2/18/24	23
Miami.....	2/11/24	24
at Wake Forest.....	2/4/24	22
at Virginia Tech.....	1/25/24	26
at Nebraska.....	12/2/23	20
Coastal Carolina.....	11/6/23	20

### Career 20-Point Games

#### Kara Dunn: 18

Wake Forest.....	2/16/25	22
at Boston College.....	2/9/25	23
Clemson.....	1/19/25	20
at Notre Dame.....	1/16/25	21
Virginia Tech.....	1/9/25	33
Pittsburgh.....	12/29/24	28
Mississippi State.....	12/4/24	23
Georgia.....	11/17/24	25
at NC State.....	2/18/24	31
at Clemson.....	2/15/24	24
at Pitt.....	1/7/24	26
Virginia.....	1/4/24	24
at Florida State.....	12/29/23	24
at Georgia.....	12/16/23	21
Georgia State.....	12/10/23	39
at Nebraska.....	12/2/23	22
Wake Forest.....	2/16/23	21
Pittsburgh.....	2/12/23	20

Among her accolades last season, Dunn had some impressive outings. In Tech's game at NC State, Dunn hit a remarkable three-pointer as time expired in regulation to force overtime, while also earning her a spot on ESPN SportsCenter Top 10.

Against Georgia State (Dec. 10, 2023), Dunn dropped a career-high 39 points to become the first Yellow Jacket since 1999 to score that many points in a game, earning her ACC Player of the Week honors.

---

## STEADY ON THE BOARDS

Kayla Blackshear has been a steady producer on the boards for Georgia Tech since she arrived on The Flats. Last season, Blackshear secured 6.3 rebounds per game to finish second on the team. She led the team in rebounding in nine games and recorded four outings with double-figure rebounding totals. In her three seasons on The Flats to date, Blackshear has led Georgia Tech in rebounding in 26 games dating back to the 2022-23 season.

---

## TECH LEGACY

Freshman Tianna Thompson is no stranger to Georgia Tech, as her father, Rich, ran track and field for the White and Gold from 1988-91. An All-American and Olympic Trials finalist, Rich Thompson was inducted into the Georgia Tech Sports Hall of Fame in 2001. Thompson was tabbed outdoor all-American in the triple jump in 1989 and 1991, while collecting indoor honors in 1991, also for triple jump. He was also a multiple all-ACC honoree.

---

## MCKAYLA TAYLOR SIGNEE

On National Signing Day, Nov. 13, Georgia Tech signed Atlanta native McKayla Taylor to join the program in 2025-26. A GHSA 6A region 5 player of the year, Taylor has averaged 11.5 points and 11.8 rebounds per game in her three seasons at Langston Hughes High School. She is the No. 4-ranked center in the state of Georgia by Sandy's Spiel and was tabbed a 2023-24 6A all-state honorable mention by the same organization. Taylor was a 2024 Atlanta Journal Constitution 6A all-state second team selection and is a two-time Atlanta Public Schools MVP (2019 and 2020).

Taylor helped Langston Hughes reach the 2023 GHSA 6A Final Four after averaging 10.0 points and 10.7 rebounds per game her sophomore season. She currently owns over 500 career points and 500 career rebounds at Langston Hughes. Taylor played in the same AAU organization as current Yellow Jackets, Dani Carnegie and Chit-Chat Wright.

---

## BASKETBALL HERITAGE

Continuing the theme of basketball families, freshman Gabbie Grooms shares a connection with teammate Kara Dunn as Grooms' mother also played collegiate basketball at the University of Georgia. Lady Grooms (Hardmon) played at UGA from 1989-92, played in 121 games and started 110, donning No. 23. She finished her collegiate career with 1,397 points for an 11.5 average and helped the Bulldogs to the 1991 SEC Championship.

Kara Dunn's mother, Stephanie Wheeler, also played at Georgia (1992-95) and was a member of the 1995 NCAA Final Four team.

---

## HITTING THE PORTAL

Georgia Tech picked up a fifth-year transfer out of the portal over the summer in Zoe Smith, who played four seasons at the University of Georgia. The Brunswick, Ga., native appeared in 74 games and started in 19 while a Bulldog. Smith completed her four years in Athens averaging 5.8 points and 3.5 rebounds per game, while shooting 46.8 percent from the floor. She scored a career-high 21 points as a junior against Georgia Tech. Smith graduated from Georgia with a degree in human development and social sciences.

---

## LAST SEASON RECAP

Georgia Tech capped last season with a 17-16 overall record, a four-win improvement from the season before when the Jackets went 13-17 in 2022-23. The Yellow Jackets reached the second round of the ACC Tournament last year, downing Pitt before falling to Duke in the second round.

For the third year under Nell Fortner, Tech reached postseason play, earning a bid to the inaugural Women's Basketball Invitation Tournament (WBIT). Tech dropped a first-round matchup at Mississippi State, but will meet the Bulldogs against this year in the SEC/ACC Challenge.

---

## GOING DANCING

Under the direction of head coach Nell Fortner, Georgia Tech made back-to-back NCAA Tournament appearances in 2021 and 2022, marking the first time Tech has made consecutive appearances since six-straight from 2007-12.

Tech reached the Sweet 16 for just the second time in program history in 2021. Tech's appearance in 2022 marked the 11th in the Big Dance.

---

## HOME SWEET HOME

All time, the Yellow Jackets are 431-239 (.620) when playing at home. The Jackets have won the last 11-consecutive home openers dating back to the 2012-13 season. Last season, Tech defeated Coastal Carolina in its home opener, 83-53. Under the direction of Fortner, the Jackets are 6-0 in home openers dating back to her first season in 2019-20.

---

## RECORD WHEN...

At home	14-4
On road	5-5
Neutral	2-0
Against ranked teams	3-3
In games decided by 3 pts or less	2-1
In games decided by 4-5 pts	0-2
In games decided by 6-10 pts	1-3
In games decided by 11-20 pts	10-3
In games decided by 21+ pts	8-0
Leading at half	20-2
Tied at half	0-0
Trailing at half	1-7
Leading with 10:00 remaining	19-1
Trailing with 10:00 remaining	1-7
Leading with 5:00 remaining	19-0
Trailing with 5:00 remaining	1-8
GT shoots 40% or better	16-5
GT shoots less than 40%	5-4
GT shoots same/better than opp.	17-1
Opp. shoots 40% or better	7-8
Opp. shoots less than 40%	13-1
GT out-rebounds opp.	16-4
Opp. out-rebounds GT	4-5
Teams tied in rebounding	1-0
GT shoots 70% or better on FT's	13-6
GT has more/same FT attempts	18-2
Opp. has more FT attempts	3-7
GT shoots 30% or better on 3pt	15-5
GT shoots less than 30% on 3pt	6-4
Opp. shoots 30% or better on 3pt	6-7
Opp. shoots less than 30% on 3pt	15-2
GT has more/same TO than opp.	6-5
GT scores 90+ pts	3-1
GT scores 80-89 pts	7-1
GT scores 70-79 pts	9-1
GT scores 60-69 pts	1-5
GT scores 50-59 pts	0-1
GT scores less than 50 pts	0-0
Opp. scores 90+ pts	0-1
Opp. scores 80-89 pts	0-3
Opp. scores 70-79 pts	2-2
Opp. scores 60-69 pts	9-2
Opp. scores 50-59 pts	6-1
Opp. scores less than 50 pts	5-0
On Mondays	2-0
On Tuesdays	0-0
On Wednesdays	3-0
On Thursdays	4-5
On Fridays	1-0
On Saturdays	2-0
On Sundays	9-4
In November	6-0
In December	8-0
In January	3-4
In February	4-4
In March	0-1
In Overtime	0-0
In Specialty Uniforms	3-0
In Gold Uniforms	3-1
In Navy Uniforms	5-4
In White Uniforms	10-4

## THE LAST TIME...

### The Last Time (Team)

<b>Tech scored 100 points in a game:</b>	<b>100 vs. Pittsburgh, December 29, 2024</b>
<b>Tech scored 100 points in an ACC game:</b>	<b>100 vs. Pittsburgh, December 29, 2024</b>
<b>A Tech opponent scored 100 points:</b>	<b>105 vs. Virginia Tech, Jan. 9, 2025 (2 OT)</b>
Tech scored 60-69 points in a half:	60 vs. Morgan State, Nov. 16, 2014
Tech scored 70+ points in a half:	70 vs. Presbyterian (2nd half), Dec. 2, 1985
Tech won an overtime game:	at Miami (71-66), March 3, 2024
<b>Tech lost an overtime game:</b>	<b>vs. Virginia Tech, Jan. 9, 2025 (2 OT)</b>
<b>Tech played a double overtime game:</b>	<b>vs. Virginia Tech, Jan. 9, 2025 (2 OT)</b>
Tech played a triple overtime game:	vs. Michigan (89-79), April 1, 2017
Tech shot 70 percent for a half:	82.4 (14-17) at Houston, Nov. 9, 2018
Tech shot 80 percent for a half:	82.4 (14-17) at Clemson, Jan. 30, 2022
<b>Tech shot 60 percent from the field in a game:</b>	<b>61.7 (37-60) vs. Florida A&amp;M, Dec. 1, 2024</b>
<b>Tech shot 90 percent from the free throw line in a game (min. 10 att.):</b>	<b>90.0 (9-10), at California, Feb. 27, 2025</b>
Tech shot 100 percent from the free throw line in a game (min. 10 att.):	1.000 (11-11), at Clemson, Feb. 15, 2024
<b>Tech shot less than 40 percent from the field in a game:</b>	<b>39.7 (29-73) vs. NC State, Feb. 20, 2025</b>
<b>Tech shot less than 30 percent from the field in a half:</b>	<b>28.6 (10-35) vs. Duke, Jan. 26, 2025</b>
Tech shot less than 50 percent from the free throw line in a game:	42.9 (9-21) vs. USC Upstate, Dec. 20, 2023
Opponent shot less than 50 percent from the free throw line in a game:	37.6 (6-16) at Miami, March 3, 2024
Tech did not make a 3-point field goal:	vs. Virginia, Jan. 28, 2018
<b>Tech held an opponent under 30 percent shooting:</b>	<b>25.8 (16-62) vs. Louisiana Monroe, Dec. 11, 2024</b>
<b>An opponent shot 60 percent:</b>	<b>61.4 (35-57) at Stanford, March 2, 2025</b>
Tech attempted 50 free throws:	51 (made 34) vs. Alabama State, Nov. 24, 2015
Tech made 40 free throws:	Never
Tech defeated a top-10 opponent:	No. 3/2 vs. UConn, 57-44, Dec. 9, 2021
<b>Tech defeated a top-25 opponent:</b>	<b>No. 23 Nebraska, 72-61, Dec. 21, 2024</b>
<b>Tech defeated a top-25 opponent on the road:</b>	<b>No. 14 North Carolina, 82-76, Dec. 15, 2024</b>

### The Last Time (Player)

A player scored 40+ points:	Niesha Butler (40) vs. Florida State, Jan. 2, 1999
A player scored 35-39 points:	Kara Dunn (39) vs. Georgia State, Dec. 10, 2023
<b>A player scored 30-34 points:</b>	<b>Tonie Morgan (31) at Stanford, March 2, 2025</b>
<b>Two players scored 20+/same game:</b>	<b>Kara Dunn (33) &amp; Tonie Morgan (28) vs. Virginia Tech, Jan. 9, 2025</b>
Three players scored 20+/same game:	Alex Montgomery (26), Janie Mitchell (20) and Iasia Hemingway (20) vs. Maryland, Jan. 20, 2008
Four players scored 20+/same game:	Never
A player had back-to-back 30+ point games:	Carla Munnion (34) vs. Manhattan, Jan. 23, 1995, and (35) vs. Chattanooga, Dec. 13, 1995
A player had 20+ rebounds:	Lorela Cubaj (20) at Purdue, Dec. 1, 2021
A player had 15-19 rebounds:	Tonie Morgan (15) vs. Syracuse, Jan. 19, 2023
<b>Two players had a double-double.....K. Blackshear (10 pts, 10 rebs) and T. Morgan (11 pts, 11 assists) at Virginia, Jan. 23, 2025</b>	
<b>Two players had double-figure rebounds in the same game: Dunn (12 rebs) and Blackshear (10 rebs) vs. Oregon, Nov. 25, 2024</b>	
Three players had double-figure rebounds in the same game:	Roddreka Rogers (12), Katarina Vuckovic (12) and Zaire O'Neil (11), NC State, Feb. 12, 2015
<b>One player had a double-double (Pts and Ast):..... Tonie Morgan (11 pts, 11 asts) at Virginia, Jan. 23, 2025</b>	
One player had a double-double (Pts and Steals):	Dawnn Maye (23 pts, 10 steals) vs. Marquette, Nov. 18, 2012
<b>A player had a double-double in consecutive games:..... Tonie Morgan - vs. Clemson, Jan. 19, 2024 (14 assts, 12 pts, 12 rebs)</b>	
<b>..... at Virginia, Jan. 23, 2025 (11 assts, 11 pts)</b>	
<b>A player had a triple-double (Pts, Reb, Asst.):..... Tonie Morgan (14 asst, 12 reb, 12 pts) vs. Clemson, Jan. 19, 2025</b>	
A player had 20 points and 20 rebounds in the same game:	Kisha Ford (21 pts, 21 reb) vs. Mercer, Nov. 25, 1996
<b>A player had 10-14 assists in a game:..... Tonie Morgan (11) at Virginia, Jan. 23, 2025</b>	
A player had 15+ assists in a game:	Nina Bärlin (17) vs. Virginia, Jan. 10, 2002
A player had 10+ assists in three consecutive games:	Nina Bärlin (11) vs. E. Washington, Nov. 24, 2001, (14) vs. Arkansas St., Dec. 1, 2001, (11) vs. Southern, Dec. 2, 2001, (13) vs. Florida State, Dec. 5, 2001
<b>A player topped the team in scoring, rebounds, and assists for a game:.....Kara Dunn, 15 pts, 8 reb, 4 ast vs. SMU, Feb. 6, 2025</b>	
<b>A player played every minute of a game:..... Kayla Blackshear vs. Wake Forest, Feb. 16, 2025</b>	
A player had five blocked shots in a game:	Lorela Cubaj (5) at Clemson, Jan. 7, 2021
A player had five blocked shots in back-to-back games:	Zaire O'Neil (5) vs. Syracuse, Feb. 8, 2015 (6) vs. NC State, Feb. 12, 2015
A player had 10+ steals in a game:	Dawnn Maye (10) vs. Marquette, Nov. 18, 2012

## STARTING LINEUPS

Game	C/F	F/G	G/F	G	G
N4	WINTHROP	Termis	Smith	Dunn	Morgan Noguero
N8	GEORGIA STATE	Termis	Smith	Dunn	Morgan Noguero
N14	WEST GEORGIA	Termis	Smith	Dunn	Morgan Noguero
N17	GEORGIA	Termis	Smith	Dunn	Morgan Noguero
N23	vs. South Dakota State	Termis	Smith	Dunn	Morgan Noguero
N25	vs. Oregon	Termis	Smith	Dunn	Morgan Noguero
D1	FLORIDA A&M	Termis	Blackshear	Dunn	Morgan Noguero
D4	MISSISSIPPI STATE	Termis	Smith	Dunn	Morgan Noguero
D8	at Mercer	Termis	Smith	Dunn	Morgan Noguero
D11	LOUISIANA MONROE	Termis	Smith	Dunn	Morgan Noguero
D15	at North Carolina	Termis	Smith	Dunn	Morgan Noguero
D18	RICE	Blackshear	Smith	Dunn	Morgan Noguero
D21	NEBRASKA	Termis	Smith	Dunn	Morgan Noguero
D29	PITT	Termis	Smith	Dunn	Morgan Noguero
J2	SYRACUSE	Termis	Smith	Dunn	Morgan Noguero
J9	VIRGINIA TECH	Termis	Smith	Dunn	Morgan Noguero
J12	at Louisville	Termis	Smith	Dunn	Morgan Noguero
J16	at Notre Dame	Termis	Smith	Dunn	Morgan Wright
J19	CLEMSON	Termis	Smith	Dunn	Morgan Wright
J23	at Virginia	Termis	Smith	Dunn	Morgan Wright
J26	DUKE	Termis	Smith	Dunn	Morgan Wright
F2	at Miami	Termis	Smith	Dunn	Morgan Wright
F6	SMU	Termis	Smith	Dunn	Morgan Wright
F9	at Boston College	Termis	Smith	Dunn	Morgan Wright
F13	at Clemson	Termis	Smith	Dunn	Morgan Wright
F16	WAKE FOREST	Blackshear	Smith	Dunn	Morgan Noguero
F20	NC STATE	Blackshear	Smith	Dunn	Morgan Noguero
F23	FLORIDA STATE	Blackshear	Smith	Dunn	Morgan Noguero
F27	at Cal	Blackshear	Smith	Dunn	Morgan Noguero
M2	at Stanford	Blackshear	Smith	Dunn	Morgan Wright
M6	vs. Virginia Tech				

## SPECIALTY STATS (GT/Opp)

Game	Paint	Off TO	2ndCh	FBreak	Bench
N4	WINTHROP	44/22	25/8	10/6	19/2 44/22
N8	GEORGIA STATE	26/22	19/16	14/3	8/5 30/21
N14	WEST GEORGIA	42/24	27/8	23/12	11/2 41/22
N17	GEORGIA	26/26	22/4	14/18	5/4 31/13
N23	vs. South Dakota State	28/34	9/4	24/3	3/12 28/23
N25	vs. Oregon	38/32	18/10	25/16	8/6 20/27
D1	FLORIDA A&M	38/26	25/18	13/4	5/11 49/13
D4	MISSISSIPPI STATE	34/42	13/2	9/0	4/11 30/12
D8	at Mercer	48/16	21/10	16/4	29/2 32/10
D11	LOUISIANA MONROE	42/16	35/12	10/4	25/4 56/11
D15	at North Carolina	34/32	7/22	13/10	10/7 34/7
D18	RICE	36/26	18/12	15/10	18/4 44/25
D21	NEBRASKA	30/30	10/8	16/10	13/9 39/22
D29	PITT	38/24	25/6	23/15	20/9 50/13
J2	SYRACUSE	38/26	27/18	9/6	25/14 30/19
J9	VIRGINIA TECH	44/34	7/16	19/17	4/8 22/7
J12	at Louisville	30/42	9/22	4/13	4/6 14/13
J16	at Notre Dame	30/46	22/8	5/8	10/7 12/15
J19	CLEMSON	42/38	17/10	6/5	20/8 43/23
J23	at Virginia	30/30	16/17	12/2	7/18 44/16
J26	DUKE	34/34	9/10	15/10	2/8 8/18
F2	at Miami	34/38	15/2	12/14	2/7 20/5
F6	SMU	26/28	9/17	12/19	5/7 12/3
F9	at Boston College	34/26	11/9	11/7	14/2 15/11
F13	at Clemson	24/26	9/9	14/0	5/3 17/10
F16	WAKE FOREST	32/34	18/9	6/6	6/0 17/7
F20	NC STATE	32/30	14/16	16/11	7/9 18/11
F23	FLORIDA STATE	36/32	15/9	9/5	15/2 36/5
F27	at Cal	28/42	17/13	10/13	2/5 18/8
M2	at Stanford	30/52	12/13	14/2	4/11 14/23
M6	vs. Virginia Tech				

## POINTS-REBOUNDS-ASSISTS

Opponent	Date	Score	W/L	00 SMITH	01 WRIGHT	03 CARNEGIE	05 MORGAN	13 BLACKS.	20 TERMIS	22 NOGUERO	23 AUGUSTINAITE
WINTHROP	11/4/24	85-39	W	2-2-0	6-4-6	17-4-1	15-4-6	8-7-0	11-3-6	11-2-2	4-0-0
GEORGIA STATE	11/8/24	67-47	W	7-1-1	8-2-4	14-2-3	8-6-2	1-3-1	8-11-1	3-4-2	7-4-0
WEST GEORGIA	11/14/24	88-53	W	14-8-0	8-4-5	15-3-3	10-5-4	13-9-1	6-3-4	5-2-3	2-1-1
GEORGIA	11/17/24	83-67	W	8-6-0	3-0-1	20-8-3	7-4-7	8-3-0	10-3-3	2-1-1	DNP
vs. South Dakota State	11/23/24	71-57	W	4-10-0	8-2-0	16-8-2	21-9-1	4-4-0	8-7-0	3-0-0	0-0-0
vs. Oregon	11/25/24	74-58	W	12-5-0	9-3-0	4-1-0	10-9-6	7-10-0	13-3-1	11-4-7	DNP
FLORIDA A&M	12/1/24	98-56	W	DNP	7-0-4	15-1-2	6-1-7	10-10-0	7-1-5	7-3-5	9-0-0
MISSISSIPPI STATE	12/4/24	78-75	W	2-3-0	3-0-1	14-2-0	15-1-8	7-6-0	8-8-3	0-5-0	6-2-0
at Mercer	12/9/24	78-42	W	13-9-1	10-1-4	10-9-4	11-3-4	2-6-3	1-6-1	7-1-3	5-2-0
LOUISIANA MONROE	12/11/24	97-37	W	8-9-0	7-1-2	14-8-1	6-4-8	7-8-5	2-5-7	13-0-0	17-2-1
at North Carolina	12/15/24	82-76	W	10-8-1	0-0-2	22-9-4	23-2-4	12-6-0	0-3-2	2-5-5	0-0-0
RICE	12/18/24	88-57	W	11-11-1	6-2-7	7-6-2	10-4-4	2-6-3	DNP	4-6-2	23-5-2
NEBRASKA	12/21/24	72-61	W	3-3-0	15-2-1	20-8-1	10-3-4	4-1-0	2-5-4	2-3-1	0-3-0
PITTSBURGH	12/29/24	100-61	W	0-4-4	16-1-1	24-5-0	15-2-8	0-4-3	4-4-3	3-3-2	7-2-0
SYRACUSE	1/2/25	85-68	W	16-12-2	2-1-2	28-7-4	15-2-6	0-5-0	7-3-2	3-2-0	DNP
VIRGINIA TECH	1/9/25	105-94	L	4-8-1	8-4-3	2-0-0	28-5-4	3-4-1	5-6-5	2-1-1	9-1-2
at Louisville	1/12/25	69-60	L	8-3-1	10-0-0	DNP	13-4-6	4-3-0	3-3-3	4-6-2	0-0-0
at Notre Dame	1/16/25	81-66	L	5-3-2	10-0-5	DNP	17-4-3	0-0-0	1-6-2	2-1-1	8-0-1
CLEMSON	1/19/25	89-65	W	4-1-1	10-2-7	DNP	12-12-14	19-4-2	0-4-1	DNP	11-0-0
at Virginia	1/23/25	75-62	W	0-3-1	5-3-5	29-9-1	11-6-11	10-10-0	11-3-1	2-1-0	3-0-0
DUKE	1/26/25	55-50	L	16-13-0	8-2-2	2-3-3	8-3-5	6-4-0	0-5-3	DNP	DNP
at Miami	2/2/25	77-66	W	16-4-4	13-4-4	11-3-1	12-5-6	0-3-0	0-4-1	3-1-0	6-0-0
SMU	2/6/25	70-69	W	11-8-2	12-3-2	3-3-0	14-2-4	0-1-0	6-3-1	DNP	0-2-0
at Boston College	2/9/25	71-51	W	16-11-2	2-3-3	4-3-1	13-3-6	8-7-2	2-4-0	DNP	3-0-0
at Clemson	2/13/25	68-61	L	6-12-1	7-1-1	6-3-1	11-5-6	11-4-2	2-1-0	DNP	0-0-0
WAKE FOREST	2/16/25	73-62	W	2-7-3	3-1-2	14-0-2	14-3-6	11-8-5	0-0-0	7-5-4	DNP
NC STATE	2/20/25	83-68	L	9-7-3	0-0-1	16-3-3	17-5-6	10-9-2	2-1-1	3-1-3	DNP
FLORIDA STATE	2/23/25	73-70	L	6-2-6	2-3-3	10-7-4	4-5-3	8-3-4	3-2-0	9-4-5	2-1-0
at California	2/27/25	79-65	L	4-3-0	2-1-2	3-0-3	13-1-4	6-6-0	0-1-0	6-2-0	0-0-0
at Stanford	3/2/25	87-82	L	7-3-0	13-7-4	DNP	31-2-6	6-7-1	0-3-2	DNP	14-2-0

Opponent	Date	Score	W/L	25 DUNN	27 GROOMS	32 T-HARRIS	35 THOMPSON
WINTHROP	11/4/24	85-39	W	2-8-1	5-2-1	DNP	4-1-2
GEORGIA STATE	11/8/24	67-47	W	11-13-1	0-0-0	DNP	0-0-1
WEST GEORGIA	11/14/24	88-53	W	12-4-0	0-0-0	DNP	3-1-1
GEORGIA	11/17/24	83-67	W	25-9-2	DNP	DNP	DNP
vs. South Dakota State	11/23/24	71-57	W	7-1-0	0-0-0	DNP	0-0-0
vs. Oregon	11/25/24	74-58	W	8-12-0	DNP	DNP	DNP
FLORIDA A&M	12/1/24	98-56	W	19-7-2	6-1-0	6-4-2	6-3-1
MISSISSIPPI STATE	12/4/24	78-75	W	23-4-2	DNP	DNP	DNP
at Mercer	12/9/24	78-42	W	14-4-0	5-1-0	DNP	0-1-0
LOUISIANA MONROE	12/11/24	97-37	W	12-1-2	5-3-1	DNP	6-2-0
at North Carolina	12/15/24	82-76	W	13-1-3	DNP	DNP	DNP
RICE	12/18/24	88-57	W	17-2-0	0-2-1	DNP	8-0-0
NEBRASKA	12/21/24	72-61	W	16-14-0	DNP	DNP	DNP
PITTSBURGH	12/29/24	100-61	W	28-7-3	2-0-0	DNP	1-1-0
SYRACUSE	1/2/25	85-68	W	14-8-1	DNP	DNP	DNP
VIRGINIA TECH	1/9/25	105-94	L	33-10-2	DNP	DNP	DNP
at Louisville	1/12/25	69-60	L	18-4-0	DNP	DNP	0-0-0
at Notre Dame	1/16/25	81-66	L	21-5-1	DNP	DNP	2-0-0
CLEMSON	1/19/25	89-65	W	20-7-3	0-0-0	DNP	13-2-0
at Virginia	1/23/25	75-62	W	4-6-1	DNP	DNP	DNP
DUKE	1/26/25	55-50	L	10-5-1	DNP	DNP	0-0-0
at Miami	2/2/25	77-66	W	16-5-2	DNP	DNP	DNP
SMU	2/6/25	70-69	W	15-8-4	DNP	DNP	9-3-1
at Boston College	2/9/25	71-51	W	23-5-2	DNP	DNP	0-0-0
at Clemson	2/13/25	68-61	L	18-5-0	DNP	0-0-0	DNP
WAKE FOREST	2/16/25	73-62	W	22-3-1	DNP	0-0-0	0-0-0
NC STATE	2/20/25	83-68	L	11-4-0	DNP	DNP	DNP
FLORIDA STATE	2/23/25	73-70	L	7-4-0	DNP	DNP	19-3-1
at California	2/27/25	79-65	L	18-6-3	0-0-0	2-1-0	11-1-0
at Stanford	3/2/25	87-82	L	11-3-1	DNP	DNP	0-2-0

**REBOUNDING GAME (GT/Opp)**

Date	Opponent	Dec.	Result	Total	Margin	Offensive	Defensive	High Rebounder
N4	WINTHROP	W	85-39	38	+15	11	27	Dunn - 8
N8	GEORGIA STATE	W	67-47	51	+14	17	34	Dunn - 13
N14	WEST GEORGIA	W	88-53	44	+12	21	23	Blackshear - 9
N17	GEORGIA	W	83-67	36	0	15	21	Dunn - 9
N23	vs. SDSU	W	71-57	48	+9	17	31	Smith - 10
N25	vs. Oregon	W	74-58	53	+22	23	30	Dunn - 12
D1	FLORIDA A&M	W	98-56	33	+11	9	24	Blackshear - 10
D4	MISSISSIPPI STATE	W	78-75	35	-3	12	23	Termis - 8
D8	at Mercer	W	78-42	46	+17	15	31	Carnegie, Smith - 9
D11	LOUISIANA MONROE	W	97-37	48	+12	10	38	Smith - 9
D15	at North Carolina	W	82-76	41	+17	13	28	Carnegie - 9
D18	RICE	W	88-57	48	+17	15	33	Smith - 11
D21	NEBRASKA	W	72-61	42	+3	12	30	Dunn - 14
D29	PITT	W	100-61	35	+3	12	23	Dunn - 7
J2	SYRACUSE	W	85-68	43	+1	16	27	Smith - 12
J9	VIRGINIA TECH	L	105-94	44	+5	14	30	Dunn - 10
J12	at Louisville	L	69-60	24	-7	5	19	Noguero - 6
J16	at Notre Dame	L	81-66	25	-25	7	18	Termis - 6
J19	CLEMSON	W	89-65	34	+10	5	29	Morgan - 12
J23	at Virginia	W	75-62	44	+14	12	32	Blackshear - 10
J26	DUKE	L	55-50	45	+11	18	27	Smith - 13
F2	at Miami	W	77-66	33	-13	8	25	Dunn, Morgan - 5
F6	SMU	W	70-69	36	-7	11	25	Dunn, Smith - 8
F9	at Boston College	W	71-51	42	+9	9	33	Smith - 11
F13	at Clemson	L	68-61	36	-1	13	23	Smith - 12
F16	WAKE FOREST	W	73-62	30	-5	11	19	Blackshear - 8
F20	NC STATE	W	83-68	35	-2	16	19	Blackshear - 9
F23	FLORIDA STATE	L	73-70	40	+3	15	25	Carnegie - 7
F27	at Cal	L	79-65	25	-11	9	16	Blackshear, Dunn - 6
M2	at Stanford	L	87-82	32	+5	12	20	Blackshear, Wright - 7

**TEAM MISC. STATS****Most First Half Points**

Georgia Tech	53	2x, last vs. Pitt (12/29/24)	W, 100-61
Opponents	46	at Stanford (3/2/25)	L, 87-82

**Most Turnovers**

Georgia Tech	21	vs. Georgia State (11/8/24)	W, 67-47
Opponents	25	vs. Louisiana Monroe (12/11/24)	W, 97-37

**Fewest First Half Points**

Georgia Tech	23	at Louisville (1/12/25)	L, 69-60
Opponents	14	2x, last vs. ULM (12/11/24)	W, 97-37

**Fewest Turnovers**

Georgia Tech	6	2x, last vs. MSU (12/4/24)	W, 78-75
Opponents	8	at North Carolina (12/15/24)	W, 82-76

**Largest Halftime Lead**

Georgia Tech	39	vs. Louisiana Monroe (12/11/24)	W, 97-37
Opponents	14	2x, at California (2/27/25)	L, 79-65

**Most Steals**

Georgia Tech	15	2x, last vs. Wake Forest (2/16/25)	W, 73-62
Opponents	10	vs. Virginia Tech (1/9/25)	L, 105-94

**Most Second Half Points**

Georgia Tech	51	vs. Rice (12/18/24)	W, 88-57
Opponents	42	4x, last vs. Florida State (2/23/25)	L, 73-70

**Fewest Steals**

Georgia Tech	4	5x, last vs. SMU (2/6/25)	W, 70-69
Opponents	2	at Miami (2/2/25)	W, 77-66

**Fewest Second Half Points**

Georgia Tech	30	at Notre Dame (1/16/25)	L, 81-66
Opponents	20	vs. Winthrop (11/4/24)	W, 85-39

**Most Blocks**

Georgia Tech	7	vs. West Georgia (11/14/24)	W, 88-53
Opponents	6	3x, last vs. Florida State (2/23/25)	L, 73-70

**Largest Margin of Victory**

Georgia Tech	60	vs. Louisiana Monroe (12/11/24)	W, 97-37
Opponents	15	2x, last vs. NC State (2/20/25)	L, 83-68

**Fewest Blocks**

Georgia Tech	1	11x, last at Stanford (3/2/25)	L, 87-82
Opponents	0	3x, last at California (2/27/25)	L, 79-65

**Most Assists**

Georgia Tech	28	2x, last vs. Clemson (1/19/25)	W, 89-65
Opponents	22	vs. Virginia Tech (1/9/25)	L, 105-94

## 2024-25 RESULTS

**RECORD:** 21-9 Overall (Home: 14-4; Away: 5-5; Neutral: 2-0; ACC: 9-9)

Date	Opponent	Dec.	Result	Margin	Rec.	High Scorer	High Rebounder	High Assists	Attendance
N4	WINTHROP	W	85-39	+46	1-0	Carnegie (17)	Dunn (8)	Morgan, Termis, Wright (6)	3,611
N8	GEORGIA STATE	W	67-47	+20	2-0	Carnegie (14)	Dunn (13)	Wright (4)	1,437
N14	WEST GEORGIA	W	88-53	+35	3-0	Carnegie (15)	Blackshear (9)	Wright (5)	1,147
N17	GEORGIA	W	83-67	+16	4-0	Dunn (25)	Dunn (9)	Morgan (7)	2,551
N23	vs. SDSU	W	71-57	+14	5-0	Morgan (21)	Smith (10)	Carnegie (2)	425
N25	vs. Oregon	W	74-58	+16	6-0	Termis (13)	Dunn (12)	Noguero (7)	1,800
D1	FLORIDA A&M	W	98-56	+42	7-0	Dunn (19)	Blackshear (10)	Morgan (7)	1,468
D4	MISSISSIPPI STATE	W	78-75	+3	8-0	Dunn (23)	Termis (8)	Morgan (8)	1,514
D8	at Mercer	W	78-42	+36	9-0	Dunn (14)	Carnegie, Smith (9)	Carnegie, Morgan, Wright (4)	519
D11	LOUISIANA MONROE	W	97-37	+60	10-0	Augustinaite (17)	Smith (9)	Morgan (8)	1,075
D15	at North Carolina	W	82-76	+6	11-0	Morgan (23)	Carnegie (9)	Noguero (5)	2,381
D18	RICE	W	88-57	+31	12-0	Augustiniante (23)	Smith (11)	Wright (7)	1,212
D21	NEBRASKA	W	72-61	+11	13-0	Carnegie (20)	Dunn (14)	Morgan, Termis (4)	1,971
D29	PITTSBURGH	W	100-61	+39	14-0	Dunn (28)	Dunn (7)	Morgan (8)	2,151
J2	SYRACUSE	W	85-68	+17	15-0	Carnegie (28)	Smith (12)	Morgan (6)	2,076
J9	VIRGINIA TECH	L	105-94 (20T)	-11	15-1	Dunn (33)	Dunn (10)	Termis (5)	1,518
J12	at Louisville	L	69-60	-9	15-2	Dunn (18)	Noguero (6)	Morgan (6)	8,917
J16	at Notre Dame	L	81-66	-15	15-3	Dunn (21)	Termis (6)	Wright (5)	7,786
J19	CLEMSON	W	89-65	+24	16-3	Dunn (20)	Morgan (12)	Morgan (14)	6,386
J23	at Virginia	W	75-62	+13	17-3	Carnegie (29)	Blackshear (10)	Morgan (11)	4,022
J26	DUKE	L	55-50	-5	17-4	Smith (16)	Smith (13)	Morgan (5)	4,301
F2	at Miami	W	77-66	+11	18-4	Dunn, Smith (16)	Dunn, Morgan (5)	Morgan (6)	2,292
F6	SMU	W	70-69	+1	19-4	Dunn (15)	Dunn, Smith (8)	Dunn, Morgan (4)	1,442
F9	at Boston College	W	71-51	+20	20-4	Dunn (23)	Smith (11)	Morgan (6)	1,121
F13	at Clemson	L	68-61	-7	20-5	Dunn (18)	Smith (12)	Morgan (6)	1,452
F16	WAKE FOREST	W	73-62	+11	21-5	Dunn (22)	Blackshear (8)	Morgan (6)	2,568
F20	NC STATE	L	83-68	-15	21-6	Morgan (17)	Blackshear (9)	Morgan (6)	2,858
F23	FLORIDA STATE	L	73-70	-3	21-7	Thompson (19)	Carnegie (7)	Smith (6)	3,809
F27	at California	L	79-65	-14	21-8	Dunn (18)	Blackshear, Dunn (6)	Morgan (4)	1,933
M2	at Stanford	L	87-82	-5	21-9	Morgan (31)	Blackshear, Wright (7)	Morgan (6)	4,400

# 2024-25 GEORGIA TECH STATISTICS



## 2024-25 Georgia Tech Women's Basketball Combined Team Statistics All games

Page 1/1  
as of Mar 02, 2025

### Game Records

Record	Overall	Home	Away	Neutral
ALL GAMES	21-9	14-4	5-5	2-0
CONFERENCE	9-9	5-4	4-5	0-0
NON-CONFERENCE	12-0	9-0	1-0	2-0

### Score by Periods

Team	1st	2nd	3rd	4th	OT	TOT
Georgia Tech	579	551	617	556	14	2317
Opponents	450	412	561	481	25	1929

### Team Box Score

No.	Player	Total			3-Point		F-Throw		Rebounds				Other				PTS	AVG				
		GP-GS	MIN	AVG	FG-FGA	FG%	3FG-3FGA	3FG%	FT-FTA	FT%	OFF	DEF	TOT	AVG	PF	DQ			A	TO	BLK	STL
25	DUNN, Kara	30-30	950:57	31.7	168-333	.505	48-131	.366	84-107	.785	75	100	175	5.8	63	0	38	44	4	39	468	15.6
5	MORGAN, Tonie	30-30	862:01	28.7	157-320	.491	13-53	.245	73-100	.730	31	93	124	4.1	56	0	169	65	10	33	400	13.3
3	CARNEGIE, Dani	26-0	526:55	20.3	122-306	.399	58-172	.337	38-46	.826	26	89	115	4.4	29	0	49	47	0	25	340	13.1
0	SMITH, Zoesha	29-29	702:33	24.2	96-220	.436	0-7	.000	32-47	.681	68	111	179	6.2	32	0	37	28	16	27	224	7.7
1	WRIGHT, Chazadi	30-9	742:32	24.8	72-200	.360	40-124	.323	29-33	.879	16	41	57	1.9	32	0	84	35	3	32	213	7.1
13	BLACKSHEAR, Kayla	30-7	687:51	22.9	80-165	.485	1-3	.333	26-34	.765	74	87	161	5.4	61	0	35	39	12	25	187	6.2
23	AUGUSTINAITE, Rusne	24-0	298:36	12.4	51-143	.357	31-101	.307	3-4	.750	1	26	27	1.1	21	0	7	14	2	1	136	5.7
22	NOGUERO, Ines	24-21	379:09	15.8	45-102	.441	15-56	.268	9-12	.750	8	55	63	2.6	31	0	49	32	12	36	114	4.8
35	THOMPSON, Tianna	19-0	180:05	9.5	30-57	.526	10-24	.417	12-19	.632	4	16	20	1.1	20	1	7	12	0	10	82	4.3
20	TERMIS, Ariadna	29-24	621:11	21.4	50-115	.435	19-61	.311	3-8	.375	24	87	111	3.8	33	0	62	26	14	12	122	4.2
27	GROOMS, Gabbie	11-0	70:29	6.4	8-23	.348	4-11	.364	3-4	.750	4	5	9	0.8	5	0	3	7	0	1	23	2.1
32	THOMAS-HARRIS, D'Asia	4-0	27:40	6.9	4-5	.800	0-0	.000	0-0	.000	1	4	5	1.3	6	0	2	2	1	2	8	2.0
Team											51	69	120					12				
<b>Total</b>		<b>30</b>	<b>6050</b>		<b>883-1989</b>	<b>.444</b>	<b>239-743</b>	<b>.322</b>	<b>312-414</b>	<b>.754</b>	<b>383</b>	<b>783</b>	<b>1166</b>	<b>38.9</b>	<b>420</b>	<b>1</b>	<b>542</b>	<b>363</b>	<b>74</b>	<b>243</b>	<b>2317</b>	<b>77.2</b>
<b>Opponents</b>		<b>30</b>	<b>6048</b>		<b>757-1808</b>	<b>.419</b>	<b>152-525</b>	<b>.290</b>	<b>261-352</b>	<b>.741</b>	<b>289</b>	<b>741</b>	<b>1030</b>	<b>34.3</b>	<b>421</b>	<b>6</b>	<b>404</b>	<b>476</b>	<b>70</b>	<b>174</b>	<b>1929</b>	<b>64.3</b>

### Team Statistics

	GATECH	OPP
<b>Scoring</b>	<b>2317</b>	<b>1929</b>
Points per game	77.2	64.3
Scoring margin	+12.9	-
<b>Field goals-att</b>	<b>883-1989</b>	<b>757-1808</b>
Field goal pct	.444	.419
<b>3 point fg-att</b>	<b>239-743</b>	<b>152-525</b>
3-point FG pct	.322	.290
3-pt FG made per game	8.0	5.1
<b>Free throws-att</b>	<b>312-414</b>	<b>261-352</b>
Free throw pct	.754	.741
F-Throws made per game	10.4	8.7
<b>Rebounds</b>	<b>1166</b>	<b>1030</b>
Rebounds per game	38.9	34.3
Rebounding margin	+4.5	-
<b>Assists</b>	<b>542</b>	<b>404</b>
Assists per game	18.1	13.5
<b>Turnovers</b>	<b>363</b>	<b>476</b>
Turnovers per game	12.1	15.9
Turnover margin	+3.8	-
Assist/turnover ratio	1.5	0.8
<b>Steals</b>	<b>243</b>	<b>174</b>
Steals per game	8.1	5.8
<b>Blocks</b>	<b>74</b>	<b>70</b>
Blocks per game	2.5	2.3
<b>Winning streak</b>	<b>0</b>	
Home win streak	0	-
<b>Attendance</b>	<b>43095</b>	<b>34823</b>
Home games-Avg/Game	18-2394	10-3482
Neutral site-Avg/Game	-	2-1113

### Team Results

Date	Opponent		Score	Att.
11/04/2024	Winthrop	W	85-39	3611
11/08/2024	Georgia St.	W	67-47	1437
11/14/2024	West Ga.	W	88-53	1147
11/17/2024	Georgia	W	83-67	2551
11/23/2024	vs South Dakota St.	W	71-57	425
11/25/2024	vs Oregon	W	74-58	1800
12/01/2024	Florida A&M	W	98-56	1468
12/04/2024	Mississippi St.	W	78-75	1514
12/08/2024	at Mercer	W	78-42	519
12/11/2024	ULM	W	97-37	1075
12/15/2024	at North Carolina	W	82-76	2381
12/18/2024	Rice	W	88-57	1212
12/21/2024	Nebraska	W	72-61	1971
12/29/2024	Pittsburgh	W	100-61	2151
01/02/2025	Syracuse	W	85-68	2076
01/09/2025	Virginia Tech	Lot2	94-105	1518
01/12/2025	at Louisville	L	60-69	8917
01/16/2025	at Notre Dame	L	66-81	7786
01/19/2025	Clemson	W	89-65	6386
01/23/2025	at Virginia	W	75-62	4022
01/26/2025	Duke	L	50-55	4301
02/02/2025	at Miami (FL)	W	77-66	2292
02/06/2025	SMU	W	70-69	1442
02/09/2025	at Boston College	W	71-51	1121
02/13/2025	at Clemson	L	61-68	1452
02/16/2025	Wake Forest	W	73-62	2568
02/20/2025	NC State	L	68-83	2858
02/23/2025	Florida St.	L	70-73	3809
02/27/2025	at California	L	65-79	1933
03/02/2025	at Stanford	L	82-87	4400





# 2024-25 GEORGIA TECH ACC STATISTICS



## 2024-25 Georgia Tech Women's Basketball Combined Team Statistics In Conference games

Page 1/1  
as of Mar 02, 2025

### Game Records

Record	Overall	Home	Away	Neutral
ALL GAMES	9-9	5-4	4-5	0-0
CONFERENCE	9-9	5-4	4-5	0-0
NON-CONFERENCE	0-0	0-0	0-0	0-0

### Score by Periods

Team	1st	2nd	3rd	4th	OT	TOT
Georgia Tech	328	332	357	307	14	1338
Opponents	300	286	382	287	25	1280

### Team Box Score

No.	Player	Total					3-Point			F-Throw		Rebounds				PF	DQ	A	TO	BLK	STL	PTS	AVG
		GP-GS	MIN	AVG	FG-FGA	FG%	3FG-3FGA	3FG%	FT-FTA	FT%	OFF	DEF	TOT	AVG									
25	DUNN, Kara	18-18	627:15	34.8	105-212	.495	31-81	.383	61-77	.792	42	54	96	5.3	40	0	28	29	4	23	302	16.8	
5	MORGAN, Tonie	18-18	566:18	31.5	106-214	.495	9-33	.273	50-70	.714	14	57	71	3.9	43	0	108	44	2	20	271	15.1	
3	CARNEGIE, Dani	14-0	275:18	19.7	62-168	.369	25-93	.269	25-28	.893	13	42	55	3.9	21	0	27	26	0	13	174	12.4	
0	SMITH, Zoesha	18-18	468:10	26.0	61-133	.459	0-1	.000	18-26	.692	46	66	112	6.2	37	0	34	17	9	14	140	7.8	
1	WRIGHT, Chazadi	18-9	464:38	25.8	44-132	.333	24-81	.296	11-13	.846	7	29	36	2.0	19	0	49	19	2	14	123	6.8	
13	BLACKSHEAR, Kayla	18-5	452:06	25.1	50-102	.490	0-0	.000	14-17	.824	40	48	88	4.9	38	0	22	23	8	17	114	6.3	
35	THOMPSON, Tianna	11-0	86:05	7.8	21-35	.600	8-16	.500	5-9	.556	2	10	12	1.1	7	0	2	8	0	3	55	5.0	
23	AUGUSTINAITE, Rusne	14-0	155:44	11.1	24-71	.338	12-46	.261	3-4	.750	1	7	8	0.6	10	0	3	7	0	0	63	4.5	
22	NOGUERO, Ines	12-9	192:41	16.1	18-41	.439	6-23	.261	4-4	1.000	1	31	32	2.7	15	0	23	18	6	17	46	3.8	
20	TERMIS, Ariadna	18-13	344:07	19.1	18-49	.367	8-34	.235	2-5	.400	10	46	56	3.1	19	0	27	17	7	5	46	2.6	
32	THOMAS-HARRIS, D'Asia	3-0	10:45	3.6	1-1	1.000	0-0	.000	0-0	.000	0	1	1	0.3	3	0	0	2	0	0	2	0.7	
27	GROOMS, Gabbie	3-0	06:53	2.3	1-1	1.000	0-0	.000	0-0	.000	0	0	0	0.0	0	0	0	0	0	1	2	0.7	
Team											30	47	77				8						
<b>Total</b>		<b>18</b>	<b>3650</b>		<b>511-1159</b>	<b>.441</b>	<b>123-408</b>	<b>.301</b>	<b>193-253</b>	<b>.763</b>	<b>206</b>	<b>438</b>	<b>644</b>	<b>35.8</b>	<b>252</b>	<b>0</b>	<b>323</b>	<b>218</b>	<b>38</b>	<b>127</b>	<b>1338</b>	<b>74.3</b>	
<b>Opponents</b>		<b>18</b>	<b>3650</b>		<b>500-1103</b>	<b>.453</b>	<b>107-330</b>	<b>.324</b>	<b>171-225</b>	<b>.760</b>	<b>179</b>	<b>458</b>	<b>637</b>	<b>35.4</b>	<b>248</b>	<b>4</b>	<b>285</b>	<b>258</b>	<b>46</b>	<b>108</b>	<b>1280</b>	<b>71.1</b>	

### Team Statistics

	GATECH	OPP
<b>Scoring</b>	<b>1338</b>	<b>1280</b>
Points per game	74.3	71.1
Scoring margin	+3.2	-
<b>Field goals-att</b>	<b>511-1159</b>	<b>500-1103</b>
Field goal pct	.441	.453
<b>3 point fg-att</b>	<b>123-408</b>	<b>107-330</b>
3-point FG pct	.301	.324
3-pt FG made per game	6.8	5.9
<b>Free throws-att</b>	<b>193-253</b>	<b>171-225</b>
Free throw pct	.763	.760
F-Throws made per game	10.7	9.5
<b>Rebounds</b>	<b>644</b>	<b>637</b>
Rebounds per game	35.8	35.4
Rebounding margin	+0.4	-
<b>Assists</b>	<b>323</b>	<b>285</b>
Assists per game	17.9	15.8
<b>Turnovers</b>	<b>218</b>	<b>258</b>
Turnovers per game	12.1	14.3
Turnover margin	+2.2	-
Assist/turnover ratio	1.5	1.1
<b>Steals</b>	<b>127</b>	<b>108</b>
Steals per game	7.1	6.0
<b>Blocks</b>	<b>38</b>	<b>46</b>
Blocks per game	2.1	2.6
<b>Winning streak</b>	<b>0</b>	<b>-</b>
Home win streak	0	-
<b>Attendance</b>	<b>27109</b>	<b>34304</b>
Home games-Avg/Game	9-3012	9-3812
Neutral site-Avg/Game	-	0-0

### Team Results

Date	Opponent		Score	Att.
12/15/2024	at North Carolina	W	82-76	2381
12/29/2024	Pittsburgh	W	100-61	2151
01/02/2025	Syracuse	W	85-68	2076
01/09/2025	Virginia Tech	Lot2	94-105	1518
01/12/2025	at Louisville	L	60-69	8917
01/16/2025	at Notre Dame	L	66-81	7786
01/19/2025	Clemson	W	89-65	6386
01/23/2025	at Virginia	W	75-62	4022
01/26/2025	Duke	L	50-55	4301
02/02/2025	at Miami (FL)	W	77-66	2292
02/06/2025	SMU	W	70-69	1442
02/09/2025	at Boston College	W	71-51	1121
02/13/2025	at Clemson	L	61-68	1452
02/16/2025	Wake Forest	W	73-62	2568
02/20/2025	NC State	L	68-83	2858
02/23/2025	Florida St.	L	70-73	3809
02/27/2025	at California	L	65-79	1933
03/02/2025	at Stanford	L	82-87	4400



# 2025 ALLY ACC WOMEN'S BASKETBALL TOURNAMENT

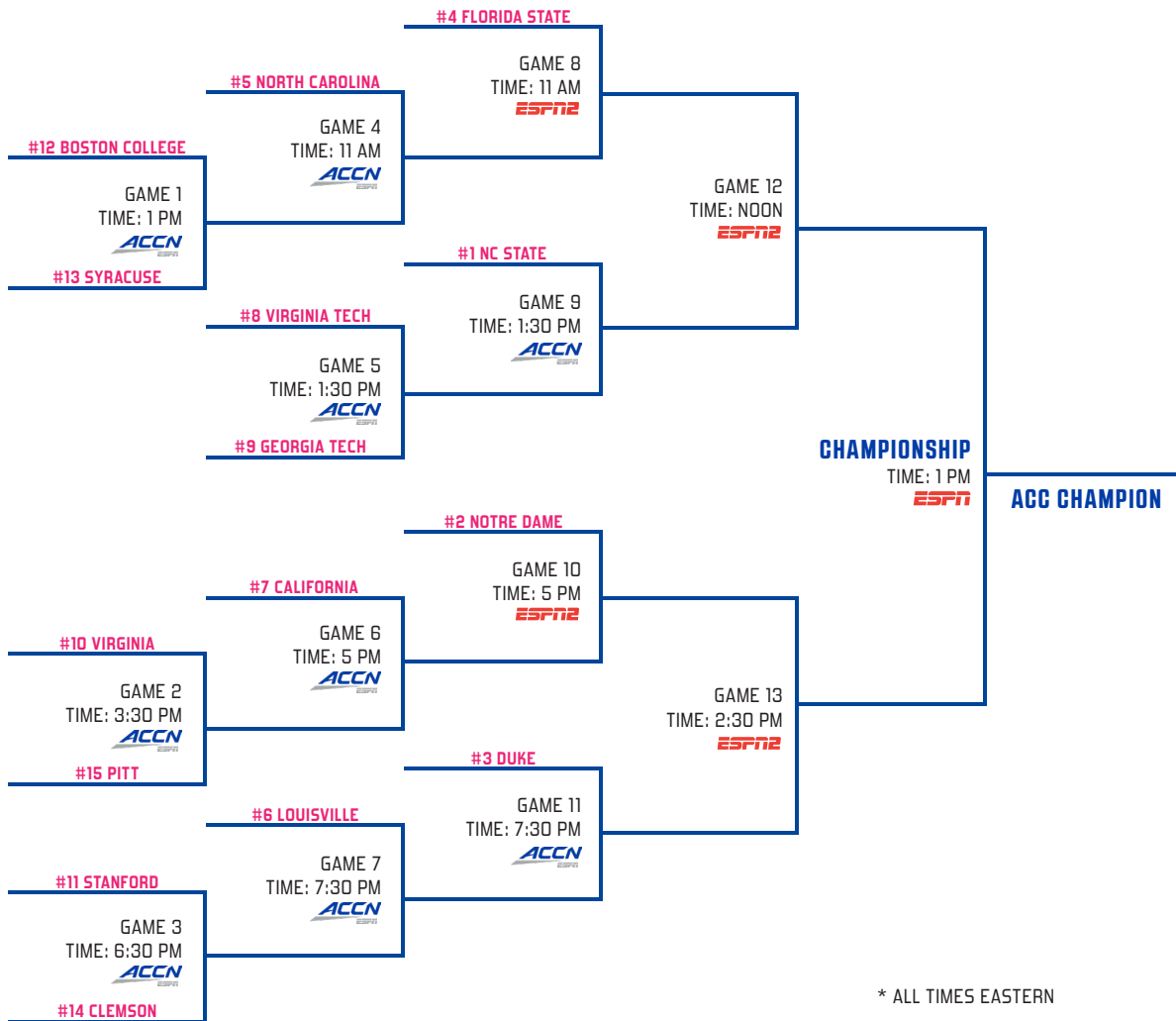
**FIRST ROUND**  
WEDNESDAY • MARCH 5

**SECOND ROUND**  
THURSDAY • MARCH 6

**QUARTERFINALS**  
FRIDAY • MARCH 7

**SEMIFINALS**  
SATURDAY • MARCH 8

**CHAMPIONSHIP**  
SUNDAY • MARCH 9



FIRST HORIZON COLISEUM | MARCH 5-9 | @ACCWBB | THEACC.COM



# POSTSEASON TOURNAMENT RESULTS

2010 #1 Duke def. #4 GT, 67-55  
 2011 #1 Duke def. #5 GT, 74-66  
 2012 #4 GT def. #9 NCST, 81-67  
 2021 #2 NC State def. #3 GT, 66-61

## ACC Championship Game (0-2)

1992 #1 Virginia def. #7 GT, 70-69  
 2012 #3 Md def. #4 GT, 68-65

## ACC Tournament Fact

Georgia Tech became the lowest seeded team in ACC Tournament history to qualify for the championship game in 1992 when the seventh-seeded Jackets scored a pair of one-point victories over nationally-ranked Maryland and Clemson to reach the final. Tech topped the second-seeded and fourth-ranked Terrapins, 68-67, in the first round and edged the third-seeded and 18th-ranked Tigers, 74-73, in the semifinals. In the championship game, Tech battled top-seeded and top-ranked Virginia tough, before falling by a one-point margin, 70-69.

## NCAA TOURNAMENT

The Yellow Jackets made their first appearance in the NCAA Tournament in 1992-93 with a 16-10 record and an 8-8 ACC mark. Tech didn't return to the NCAA Tournament for 10 years, making its next trip in 2003, but then the Jackets participated in every Big Dance from 2007 - 2012. In 2012, Georgia Tech made its breakthrough to reach the program's first Sweet 16 with a 76-64 win against Georgetown in the second round.

### 1993: Midwest Region

Evanston, Ill.  
 M17 64 at Northwestern L, 62-90

### 2003: East Region

West Lafayette, Ind.  
 #10 seed  
 M22 64 vs. #7 Virginia Tech L, 59-61

### 2007: Dallas Region

Minneapolis, Minn.  
 #7 Seed  
 M17 64 vs. #10 DePaul W, 55-54  
 M19 32 vs. #2 Purdue L, 63-76

### 2008: Greensboro Region

Des Moines, Iowa  
 #10 seed  
 M22 64 vs. #7 Iowa State L, 55-58

### 2009: Oklahoma City Region

Iowa City, Iowa  
 #9 seed  
 M22 64 vs. #8 Iowa W, 76-62  
 M24 32 vs. #1 Oklahoma L, 50-69

### 2010: Kansas City Region

Norman, Oklahoma  
 #6 seed  
 M21 64 vs. #11 Arkansas Little Rock L, 53-63

### 2011: Dayton Region

Columbus, Ohio  
 #5 seed  
 M19 64 vs. #12 Bowling Green W, 69-58  
 M21 32 at #4 Ohio State L, 60-67

### 2012: Des Moines Region

Chapel Hill, N.C.  
 #4 seed  
 M18 64 vs. #13 Sacred Heart W, 76-50  
 M20 32 vs. #5 Georgetown W, 76-64  
 Des Moines, Iowa  
 M24 16 vs. #1 Baylor L, 68-83

### 2014: Louisville Region

Baton Rouge, La.  
 #10 seed  
 M23 64 at #7 LSU L, 78-98

### 2021: Hemisfair Region

San Antonio, Texas  
 #5 seed  
 M21 64 vs. #12 Stephen F. Austin W, 54-52  
 M23 32 vs. #4 West Virginia W, 73-56  
 M38 16 vs. #1 South Carolina L, 65-76

### 2022: Stanford Region

Stanford, Calif.  
 #9 seed  
 M18 64 vs. #8 Kansas L, 58-77

### Georgia Tech All-Time NCAA Record

Overall: 7-11  
 Round of 64: 5-6  
 Round of 32: 2-3  
 Sweet 16: 0-2  
 Neutral Site: 5-7  
 Opponent Site: 1-3

### Georgia Tech vs. Conferences in NCAA Tournament

Big 12: 1-4  
 BIG EAST: 2-1  
 Big Ten: 1-3  
 Mid-American: 1-0  
 Northeast: 1-0  
 SEC: 0-2  
 Southland: 1-0  
 Sun Belt: 0-1



The Yellow Jackets made it to the NCAA Tournament in 2007 which was the first of six-straight appearances in the Big Dance from 2007-12.

## WBIT

In 2023, the NCAA announced the creation of a new NCAA-owned postseason women's basketball tournament, the Women's Basketball Invitation Tournament (WBIT). The newly-formed tournament began in 2024.

### 2024: Humphrey Coliseum; Starkville, Miss.

M21 64 vs. Mississippi State L, 84-47

## WNIT

In the first postseason appearance in school history, Georgia Tech's women's basketball team captured the 1992 National Women's Invitational Tournament in Amarillo, Texas. En route to the title, the Jackets defeated Wisconsin-Green Bay, 78-77, in the first round, Nebraska, 73-68, in the semifinals, and Hawaii, 90-72, in the championship game. The 1992 NWIT not only marked Tech's first postseason appearance, but it also marked the first NWIT title for an ACC school. In 1998, the NWIT switched names to the WNIT.

### 1992: Cal Farley Coliseum; Amarillo, Texas (NWIT)

M26 Wisconsin-Green Bay W 78-77  
 M27 Nebraska W 73-68  
 M28 Hawaii W 90-72

### 2000: Multiple Sites (WNIT)

M16 Southern Mississippi(1) W 76-71 (ot)  
 M18 at Chattanooga(2) W 81-74  
 M21 at Arkansas(3) L 67-78

### 2001: Humphrey Coliseum; Starkville, Miss.(WNIT)

M15 Mississippi State L 73-77

### 2002: Alexander Memorial Coliseum; Atlanta, Ga.(WNIT)

M13 Miami L 64-73

### 2015: Multiple Sites (WNIT)

M19 Elon W 69-47  
 M22 at Ole Miss (5) L 48-63

### 2016: McCamish Pavilion, Atlanta, Ga. (WNIT)

M17 Mercer W 73-56  
 M21 Tulane L 61-64

### 2017: Multiple Sites (WNIT)

M16 Jacksonville (4) W 71-55  
 M19 UCF (4) W 63-51  
 M23 MTSU (4) W 70-57  
 M26 Alabama (4) W 76-66  
 M29 Washington State (4) W 69-61  
 A1 at Michigan (6) L 79-89 (ot3)

### 2018: Multiple Sites (WNIT)

M15 Bethune Cookman (4) W 85-32  
 M18 UAB (4) W 91-47  
 M22 at Alabama (7) L 59-61

- (1): Alexander Memorial Coliseum, Atlanta, Ga.
- (2): McKenzie Arena, Chattanooga, Tenn.
- (3): Arkansas Arena, Fayetteville, Ark.
- (4): McCamish Pavilion, Atlanta, Ga.
- (5): Tad Smith Coliseum, Oxford, Miss.
- (6): Calihan Hall, Detroit, Mich.
- (7): Coleman Coliseum, Tuscaloosa, Ala.

Eight Tournaments: Won 14 Lost 7  
 1992 NWIT Champions

## OTHER POSTSEASON TOURN.

### 1975 GAIAW State Tournament

vs. Fort Valley L 39-76  
 vs. Tift L 54-65

### 1976 GAIAW State Tournament

vs. Berry L 41-109  
 vs. North Georgia L 35-69

### 1977 GAIAW State Tournament

vs. Morris Brown W 75-27  
 vs. Spelman W 55-43

### 1978 GAIAW State Tournament

vs. West Georgia L 79-94

### 1979 GAIAW State Tournament

vs. Berry L 68-92

### 1980 GAIAW State Tournament

F. 21 at Georgia Southern L 51-87

### 1981 GAIAW State Tournament

F. 26 vs. Georgia L 70-89

Seven Tournaments: Won 2 Lost 8

## RECORDS

## TECH GAME RECORDS

## 100+ POINT GAMES

124	vs. Winthrop, 12/30/90
124	vs. Presbyterian, 12/2/85
116	vs. Converse, 12/1/84
115	vs. Rider, 11/29/91
114	vs. Chattanooga, 11/30/91
114	vs. Rider, 12/5/90
111	vs. Morris Brown, 2/23/02
111	vs. Fairfield, 12/30/94
111	vs. Hofstra, 12/4/92
110	vs. Appalachian State, 12/18/92
108	vs. Iona, 12/20/87
107	vs. Georgia State, 2/13/95
106	vs. Utah State, 12/15/86
105	vs. Morgan State, 11/16/14
105	vs. Manhattan, 12/30/96
105	vs. Virginia, 1/21/89
104	vs. Portland State, 12/17/13
103	vs. Charleston Southern, 12/7/99
102	vs. Mount St. Mary's, 11/25/00
102	vs. UTEP, 12/20/13
102	vs. Southeastern Louisiana, 11/18/15
101	vs. Mercer, 12/28/10
101	vs. Virginia, 3/2/08
101	vs. Alabama, 12/29/92
101	vs. North Carolina, 1/9/91
101	vs. UAB, 11/27/87
100	vs. Pittsburgh, 12/29/24
100	vs. Lafayette, 12/30/98
100	vs. Coppin State, 1/15/92
100	vs. Tennessee Temple, 1/15/79

## LARGEST MARGIN OF VICTORY

85 (116-31)	vs. Converse (12/1/84)
77 (124-47)	vs. Winthrop (12/30/90)
76 (90-14)	vs. Atlanta Christian (1975-76)
71 (82-11)	vs. Tenn State (h) (12/30/10)
71 (111-40)	vs. Morris Brown (2/23/02)
68 (124-56)	vs. Presbyterian (12/2/85)
66 (106-40)	vs. Utah St. (12/15/87)
65 (99-34)	vs. Atlanta Christian (1976-77)
62 (100-38)	vs. Georgia Baptist (1977-78)
60 (97-37)	vs. Louisiana Monroe (12/11/24)
60 (97-37)	vs. Alabama State (11/11/11)
58 (100-42)	vs. Coppin State (h) (1/15/92)
57 (101-44)	vs. Mercer (h) (12/28/10)
57 (95-38)	vs. Lafayette (h) (12/10/94)
57 (114-57)	vs. Chattanooga (h) (11/30/91)

## LARGEST MARGIN OF VICTORY (ACC GAMES)

39 (100-61)	vs. Pittsburgh (12/29/24)
37 (85-48)	vs. Boston College (h) (2/19/12)
36 (67-31)	vs. Virginia (h) (1/9/22)
35 (89-54)	vs. Clemson (a) (2/22/09)
33 (76-43)	vs. Virginia Tech (h) (2/29/08)
33 (66-33)	vs. Clemson (h) (12/31/17)
32 (97-65)	vs. Florida State (h) (1/22/96)
31 (91-61)	vs. Virginia (h) (1/10/02)
30 (86-56)	vs. Florida State (h) (2/19/03)
29 (59-30)	vs. Maryland (h) (2/3/96)
29 (77-48)	vs. Pittsburgh (a) (2/6/20)
29 (73-44)	vs. Wake Forest (a) (1/21/21)

## LONGEST WINNING STREAK

15	2024-25
13	1976-77 to 1977-78
13	2010-2011
10	2002-03
9	1977-78
8	2009-10
8	2008-09
8	2007-08
8	1995-96
8	1991-92 to 1992-93
8	1986-87

## LARGEST MARGIN OF DEFEAT

123 (18-141)	Savannah (1975-76)
94 (13-107)	Berry (1975-76)
83 (22-105)	Albany State (1975-76)
74 (31-105)	Berry (1974-75)
69 (25-94)	Shorter (1974-75)
67 (46-113)	Duke (1/7/99)
61 (28-89)	Auburn (1975-76)
61 (40-101)	Georgia State, (1975-76)
61 (35-96)	Georgia (1974-75)
60 (20-80)	Augusta (1975-76)
60 (33-93)	Albany State (1975-76)

## LARGEST MARGIN OF DEFEAT (ACC GAMES)

67 (46-113)	Duke (a) (1/7/99)
59 (38-97)	NC State (a) (1/12/80)
47 (31-78)	North Carolina (a) (1/18/07)
44 (56-100)	Duke (h) (2/27/98)
41 (58-99)	Florida State (h) (1/1/23)
41 (58-99)	North Carolina (h) (1/6/83)
41 (44-85)	Virginia (11/24/79)

## LONGEST LOSING STREAK

19	1975-76
12	1979-80 to 1980-81
8	1987-88
8	1979-80
7	1974-75
7	1983-84
7	1984-85
7	2004-05
7	2005-06

## MOST POINTS IN A HALF

70 (2nd)	vs. Presbyterian (12/2/85)
66 (2nd)	vs. Converse (12/1/84)
64 (2nd)	vs. North Carolina (1/9/91)
64 (1st)	vs. Winthrop (12/30/90)
63 (2nd)	vs. Rider (11/29/91)
63 (2nd)	vs. Rider (12/5/90)

## MOST FG MADE IN A HALF

31 (2nd)	vs. Presbyterian (12/2/85)
31 (2nd)	vs. Converse (12/1/84)
30 (2nd)	vs. North Carolina (1/9/91)
27 (2nd)	vs. Winthrop (12/30/90)
27 (1st)	vs. Presbyterian (12/2/85)

## MOST FG ATT. IN A HALF

51 (2nd)	vs. Rider (12/5/90)
51 (2nd)	vs. Presbyterian (12/2/85)
50 (2nd)	vs. Converse (12/1/84)
49 (2nd)	vs. USC Upstate (12/6/07)
49 (2nd)	vs. Notre Dame (2/3/19)
49 (1st)	vs. Hofstra (12/4/92)
49 (1st)	vs. Converse (12/1/84)

## HIGHEST FG PERCENTAGE IN A HALF

.824 (14-17) (2nd)	at Clemson (1/30/22)
.742 (23-31) (2nd)	vs. Fairfield (12/30/94)
.727 (24-33) (1st)	vs. UAB (3/18/18)
.700 (21-30) (1st)	vs. Kennesaw State (11/22/11)
.692 (18-26) (2nd)	vs. Rider (11/29/91)
.688 (22-32) (1st)	vs. NC State (3/3/12)
.686 (24-35) (1st)	vs. E. Wash. (11/24/01)
.682 (15-22) (1st)	vs. Clemson (1/26/02)
.682 (15-22) (2nd)	vs. Arizona (1/7/85)

## MOST THREES MADE IN A HALF

8 (2nd)	vs. Florida A&M (12/1/24)
8 (2nd)	vs. Georgia (11/17/19)
8 (1st)	vs. Virginia (2/14/14)
8 (1st)	vs. Florida State (1/31/99)
8 (2nd)	vs. NC State (1/28/99)
8 (2nd)	vs. Mercer (11/25/96)
9 (1st)	vs. Appalachian State (12/11/16)
7 (2nd)	vs. Rice (12/18/24)
7 (2nd)	vs. ULM (12/11/24)
7 (1st)	vs. ULM (12/11/24)

## 7 (2nd)

7 (1st)	vs. Mississippi State (12/4/24)
7 (1st)	vs. Florida A&M (12/1/24)
7 (1st)	vs. South Dakota State (11/23/24)
7 (1st)	vs. Georgia (11/17/24)
7 (1st)	vs. Pittsburgh (2/12/23)
7 (1st)	vs. Boston College (12/9/20)
7 (1st)	vs. ETSU (12/15/19)
7 (1st)	vs. Alabama (12/18/15)
7 (1st)	vs. USC Upstate (12/5/15)
7 (1st)	vs. Florida State (2/27/14)
7 (1st)	vs. Clemson (1/30/14)
7 (1st)	vs. Loyola Chicago (11/14/14)
7 (1st)	vs. Alabama State (12/17/14)
7 (2nd)	vs. Western Carolina (11/10/13)
7 (2nd)	vs. Boston College (2/19/12)
7 (1st)	vs. Maryland (2/19/97)
6	vs. Several Teams

## MOST THREES ATT. IN A HALF

22 (2nd)	vs. Virginia (2/24/19)
21 (2nd)	vs. Mississippi State (12/4/24)
21 (1st)	vs. Alabama State (12/17/14)
20 (1st)	vs. South Dakota State (11/23/24)
20 (1st)	vs. Georgia State (12/3/16)
19 (1st)	at Miami (2/2/25)
19 (2nd)	vs. Pittsburgh (12/29/24)
19 (2nd)	vs. Clemson (2/19/04)
18 (2nd)	vs. ULM (12/11/24)
18 (1st)	vs. Georgia (11/17/24)
18 (1st)	vs. Furman (12/12/21)
18 (2nd)	vs. Duke (1/5/17)
17 (2nd)	at Notre Dame (1/16/25)
17 (1st)	vs. Nebraska (12/21/24)
17 (2nd)	vs. Rice (12/18/24)
17 (1st)	vs. Mississippi State (12/4/24)
17 (1st)	vs. Notre Dame (2/1/24)
17 (2nd)	vs. Notre Dame (2/1/24)
17 (1st)	vs. Western Carolina (11/14/18)
17 (2nd)	vs. Duke (2/1/18)
17 (2nd)	vs. Virginia (1/17/16)
17 (1st)	vs. Loyola Chicago (11/13/15)
17 (1st)	vs. Clemson (2/19/04)
16 (1st)	at Clemson (2/13/25)
16 (2nd)	vs. West Georgia (11/14/24)
16 (2nd)	vs. Boston University (12/21/21)
16 (2nd)	vs. NC State (12/31/20)
16 (2nd)	vs. Notre Dame (2/3/19)
16 (1st)	at Georgia (11/22/15)
16 (2nd)	vs. Virginia (1/14/99)
16 (1st)	vs. Pacific (12/19/89)
16 (1st)	vs. Virginia (1/10/13)
15 (1st)	vs. SMU (2/6/25)
15 (1st)	vs. Pittsburgh (12/29/24)
15 (1st)	at North Carolina (12/15/24)
15 (1st)	vs. ULM (12/11/24)
15 (1st)	vs. Florida A&M (12/1/24)
15 (2nd)	vs. Georgia State (11/8/24)
15 (1st)	vs. Clemson (2/13/22)
15 (1st)	vs. Virginia (1/9/22)
15 (2nd)	vs. Furman (12/12/21)
15 (1st)	vs. Appalachian State (12/11/16)
15 (1st)	vs. Mercer (12/7/16)
15 (2nd)	vs. Wake Forest (3/3/16)
15 (2nd)	vs. Alabama (12/18/15)
15. (2nd)	vs. USC Upstate (12/5/15)
15 (2nd)	vs. Michigan State (12/4/14)
15 (1st)	vs. Morgan State (11/16/14)
15 (1st)	vs. Lipscomb (12/29/14)
15 (1st)	vs. Iowa State (3/22/08)
15 (1st)	vs. Davidson (11/9/07)
15 (2nd)	vs. Mercer (11/25/96)
15 (2nd)	vs. Pacific (12/19/89)

## MOST FT MADE IN A HALF

29 (2nd)	vs. Clemson (1/26/02)
26 (2nd)	vs. NC State (1/8/93)
24 (2nd)	vs. Wake Forest (1/4/02)
24 (2nd)	vs. Rider (11/29/91)
23 (2nd)	vs. Dayton (11/25/16)
23 (1st)	vs. Alabama State (11/24/15)
23 (2nd)	vs. North Carolina (2/26/10)
23 (2nd)	vs. North Carolina (1/29/89)

# RECORDS

23 (2nd) vs. Virginia (1/21/89)

## MOST FT ATT. IN A HALF

 42 (2nd) vs. Clemson (1/26/02)  
 35 (2nd) vs. Coppin State (1/15/92)  
 34 (2nd) vs. NC State (1/8/93)  
 33 (2nd) vs. Wake Forest (1/4/02)  
 32 (2nd) vs. North Carolina (1/29/89)

## FEWEST POINTS SCORED IN HALF

 12 (1st) vs. Miami (2/20/22)  
 12 (2nd) vs. Miami (1/30/20)  
 12 (1st) vs. Maryland (1/30/94)  
 13 (1st) vs. Notre Dame (2/3/19)  
 13 (1st) vs. NC State (2/10/05)  
 13 (1st) vs. Duke (1/8/04)  
 14 (2nd) at Clemson (2/9/23)  
 14 (2nd) vs. Houston (11/9/18)  
 14 (1st) vs. Georgia (12/2/12)  
 15 (1st) vs. Duke (1/21/11)  
 15 (2nd) vs. North Carolina (1/18/07)  
 16 (2nd) at Miami (1/16/22)  
 16 (1st) vs. Auburn (11/21/21)  
 16 (1st) vs. 13/13 Rutgers (11/25/11)  
 16 (1st) vs. NC State (2/28/10)  
 16 (1st) vs. North Carolina (1/18/07)  
 16 (2nd) vs. Wake Forest (2/6/05)  
 16 (1st) vs. Duke (2/7/04)  
 16 (2nd) vs. Kansas State (11/17/02)  
 16 (1st) vs. Duke (1/9/00)  
 17 12 times

## FEWEST FG MADE IN A HALF

 3 (1st) vs. Miami (2/20/22)  
 3 (1st) vs. 13/13 Rutgers (11/25/11)  
 3 (1st) vs. Wake Forest (3/5/10)  
 3 (2nd) vs. North Carolina (1/18/07)  
 4 (1st) vs. Duke (1/25/09)  
 4 (2nd) vs. Kansas State (11/17/02)  
 4 (2nd) vs. Clemson (2/11/99)  
 5 (2nd) vs. Boston College (1/19/20)  
 5 (2nd) vs. Miami (1/30/20)  
 5 (1st) vs. Notre Dame (2/3/19)  
 5 (1st) vs. Notre Dame (1/7/18)  
 5 (2nd) vs. Duke (1/21/11)  
 5 (2nd) vs. Oklahoma (3/24/09)  
 5 (1st) vs. Florida State (2/27/05)  
 5 (1st) vs. Duke (1/9/00)  
 5 (2nd) vs. Maryland (1/30/94)  
 5 (1st) vs. Duke (1/31/83)  
 5 (2nd) vs. Mercer (2/3/82)  
 5 (2nd) vs. Virginia (11/24/79)

## FEWEST FG ATT. IN A HALF

 14 (2nd) vs. Duke (1/21/11)  
 14 (1st) vs. NC State (1/8/93)  
 16 (2nd) vs. Green Bay (1/26/11)  
 16 (1st) vs. Duke (2/6/82)  
 17 (2nd) at Clemson (1/30/22)  
 17 (2nd) at Syracuse (2/7/16)  
 17 (1st) vs. Georgia Southern (2/24/81)  
 18 (2nd) at Florida St. (2/18/21)  
 18 (1st) vs. Houston (11/9/18)  
 18 (2nd) at Virginia Tech (2/23/12)  
 19 (1st) vs. Wake Forest (3/5/10)  
 19 (1st) vs. Clemson (2/24/05)  
 19 (1st) vs. NC State (2/10/05)  
 19 (1st) vs. Duke (2/7/04)  
 19 (2nd) vs. Wake Forest (1/9/94)  
 20 26 times

## LOWEST FG PERCENTAGE IN A HALF

 .130 (3-23) (1st) vs. Miami (2/20/22)  
 .130 (3-23) (1st) vs. 13/13 Rutgers (11/25/11)  
 .130 (3-23) (2nd) vs. N. Carolina (1/18/07)  
 .138 (4-29) (2nd) vs. Kansas St. (11/17/02)  
 .147 (5-34) (1st) vs. Notre Dame (2/3/19)  
 .156 (7-45) (1st) vs. Maryland (1/13/05)  
 .158 (3-19) (1st) vs. Wake Forest (3/5/10)  
 .167 (4-24) (2nd) vs. Clemson (2/11/99)

 .171 (6-35) (2nd) vs. Clemson (2/19/04)  
 .172 (5-29) (2nd) vs. Oklahoma (3/24/09)  
 .172 (5-29) (1st) vs. Duke (1/9/00)  
 .176 (6-34) (2nd) vs. NC State (1/27/13)  
 .179 (7-39) (1st) vs. Notre Dame (2/1/24)  
 .182 (4-22) (1st) vs. Duke (1/25/09)  
 .185 (5-27) (1st) vs. Duke (1/31/83)  
 .189 (7-37) (2nd) vs. Tulsa (12/12/04)  
 .189 (7-37) (2nd) vs. Georgia (12/27/01)  
 .194 (6-31) (2nd) vs. Virginia (2/8/92)

## MOST POINTS SCORED

 124 vs. Winthrop (12/31/90)  
 124 vs. Presbyterian (12/2/85)  
 116 vs. Converse (12/1/84)  
 115 vs. Rider (11/29/91)  
 114 vs. UTC (11/30/91)  
 114 vs. Rider (12/5/90)

## MOST COMBINED POINTS SCORED - GAME

 204 vs. Virginia (3/2/08)  
 204 vs. Alabama (12/29/92)  
**199 vs. Virginia Tech (1/9/25)**  
 197 vs. Valdosta State (12/10/79)  
 196 vs. Iona (12/20/87)  
 194 vs. Georgia (12/13/94)  
 192 Two Times

## MOST POINTS IN A LOSS

 101 vs. Virginia (3/2/08)  
 101 vs. Alabama (12/29/92)  
**94 vs. Virginia Tech (1/9/25)**  
 94 vs. Virginia (2/2/91)  
 92 vs. Furman (11/25/89)  
 90 vs. North Carolina (1/31/19)  
 89 vs. Houston (11/9/18)  
 87 vs. Maryland (1/15/04)  
 85 Four Times

## MOST POINTS IN OVERTIME

 20 vs. Wake Forest (1/31/13)  
 18 vs. Clemson (1/23/03)  
 17 vs. Houston (11/9/18)  
 15 vs. Clemson (2/13/22)  
 15 vs. Miami (1/27/10)  
**14 vs. Virginia Tech (1/9/25)**  
 14 vs. NC State (2/2/12)  
 14 vs. Florida State (1/31/96)  
 14 vs. Duke (1/29/93)  
 14 vs. Duke (1/28/89)  
 14 vs. Richmond (11/26/88)

## FEWEST POINTS SCORED

 31 vs. North Carolina (1/18/07)  
 32 vs. Duke (1/21/11)  
 34 vs. Duke (1/25/09)  
 38 vs. Notre Dame (1/2/17)  
 38 vs. NC State (1/12/80)  
 39 vs. Miami (2/20/22)  
 40 vs. Rutgers (11/25/11)  
 40 vs. Duke (1/31/83)  
 41 vs. Auburn (12/30/97)  
 41 vs. Clemson (2/11/99)  
 41 vs. Duke (2/7/04)  
 41 at Clemson (2/9/23)

## FEWEST POINTS ALLOWED

 11 vs. Tennessee State (12/30/10)  
 27 vs. Washington (12/23/10)  
 27 vs. Winthrop (12/18/08)  
 28 vs. Georgia State (11/20/19)  
 28 vs. Savannah State (2/12/08)  
 30 vs. Maryland (2/5/96)  
 30 vs. Georgia State (11/19/04)  
 30 vs. Winthrop (11/13/09)  
 31 vs. Virginia (1/9/22)  
 31 vs. Converse (12/1/84)

## MOST FIELD GOALS MADE

 58 vs. Presbyterian (12/2/85)  
 55 vs. Converse (12/1/84)  
 53 vs. Winthrop (12/30/90)  
 48 vs. Virginia (1/10/02)  
 48 vs. E. Washington (11/24/01)

## MOST FIELD GOALS ATT.

 118 vs. UNC-Asheville (1/20/79)  
 99 vs. Rider (12/5/90)  
 99 vs. Converse (12/1/84)  
 97 vs. Hofstra (12/4/92)  
 96 vs. Presbyterian (12/2/85)

## FEWEST FIELD GOALS MADE

 11 vs. Clemson (2/11/99)  
 11 vs. North Carolina (1/18/07)  
 12 vs. Rutgers (11/25/11)  
 12 vs. Duke (1/21/11)  
 13 vs. Notre Dame (1/28/16)  
 13 vs. Wake Forest (3/5/10)  
 13 vs. Duke (1/25/09)  
 13 vs. Duke (1/3/83)  
 13 vs. Duke (1/31/83)

## FEWEST FG ATTEMPTED

 40 vs. Clemson (2/1/09)  
 40 vs. Florida State (2/27/05)  
 42 at Clemson (1/30/22)  
 42 at Florida State (2/18/21)  
 42 vs. Duke (1/21/11)  
 42 vs. Miami (1/12/09)  
 42 vs. Clemson (1/26/02)  
 43 at Syracuse (2/7/16)  
 43 vs. Arizona (1/7/85)  
 43 vs. Miami (1/23/05)  
 44 Five times

## HIGHEST FG PERCENTAGE

 .638 (44-69) vs. Fairfield (2/30/94)  
 .635 (40-64) vs. Kennesaw State (11/22/11)  
 .628 (27-43) vs. Arizona (1/7/85)  
 .620 (44-71) vs. Mercer (12/28/10)  
**.617 (37-60) vs. Florida A&M (12/1/24)**  
 .616 (53-86) vs. Winthrop (12/30/90)  
 .606 (43-71) vs. Chattanooga (11/30/91)  
 .604 (58-96) vs. Presbyterian (12/2/85)

## LOWEST FG PERCENTAGE

 .186 (11-59) vs. North Carolina (1/18/07)  
 .214 (12-56) vs. Rutgers (11/25/11)  
 .217 (18-83) vs. Notre Dame (2/3/19)  
 .220 (13-59) vs. Duke (1/31/83)  
 .224 (13-58) vs. Notre Dame (1/28/16)  
 .234 (11-47) vs. Clemson (2/11/99)  
 .236 (13-55) vs. Duke (1/3/83)  
 .236 (17-51) vs. Duke (3/7/14)  
 .241 (14-58) vs. Notre Dame (1/2/17)  
 .243 (17-70) vs. NC State (1/12/80)  
 .243 (17-70) vs. Clemson (2/19/04)

## MOST THREES MADE

**15 vs. Florida A&M (12/1/24)**  
**14 vs. ULM (12/11/24)**  
 14 vs. Appalachian State (12/11/16)  
 13 vs. USC Upstate (12/5/15)  
 13 vs. Western Carolina (11/10/13)  
 12 vs. ETSU (12/15/19)  
 12 vs. Georgia (11/17/19)  
 12 vs. Alabama (12/18/15)  
 12 vs. Mercer (11/10/06)  
 11 at NC State (2/18/24)  
 11 vs. Furman (12/12/21)  
 11 vs. Western Carolina (11/14/18)  
 11 vs. Loyola Chicago (11/14/14)  
 11 vs. Lipscomb (12/29/14)  
 11 vs. Mercer (11/26/96)  
 11 vs. Maryland (1/5/95)  
 10 19 times

# RECORDS

## FEWEST THREES MADE

0 vs. 55 times

## MOST THREES ATTEMPTED

38	vs. Mississippi State (12/4/24)
36	vs. Clemson (2/19/04)
34	at Clemson (2/13/25)
34	vs. Pittsburgh (12/29/24)
34	vs. Notre Dame (2/1/24)
33	vs. Furman (12/12/21)
33	vs. Georgia State (12/3/16)
31	vs. Wake Forest (2/25/24)
31	vs. Virginia (2/24/19)
31	vs. Pacific (12/19/89)
30	vs. Notre Dame (2/3/19)
30	vs. Alabama State (12/17/14)
29	vs. Duke (1/5/17)
29	vs. Alabama (12/18/15)
28	vs. Pittsburgh (2/12/23)
28	vs. NC State (12/31/20)
28	vs. Virginia (1/17/16)
28	vs. USC Upstate (12/5/15)
28	vs. Southeastern Louisiana (11/18/15)
28	vs. Michigan State (12/4/14)
28	vs. Virginia (1/10/13)
28	vs. Iowa State (3/22/08)
27	vs. NC State (2/12/15)
27	vs. Duke (2/1/18)

## FEWEST THREES ATTEMPTED

0	vs. Marist (12/19/87)
0	vs. Mercer (2/14/94)
1	vs. Furman (2/17/93)
1	vs. Appalachian St. (1/1/96)
1	vs. Hofstra (12/21/00)

## HIGHEST THREE-POINT FG PERCENTAGE

.889 (8-9)	vs. Virginia (1/21/89)
.833 (5-6)	vs. Clemson (3/8/92)
.833 (5-6)	vs. Auburn-Montgomm. (2/13/89)
.800 (4-5)	vs. Virginia Tech (2/26/09)
.750 (3-4)	vs. UAB (11/17/05)

## LOWEST THREE-POINT FG PERCENTAGE

.000	55 times
0-13	vs. Oklahoma State (11/15/09)
0-11	vs. Georgia (12/27/01)
0-10	vs. North Carolina (2/15/09)
0-9	vs. North Carolina (1/18/07)
0-8	vs. Florida State (2/17/00)
0-8	vs. Georgia (12/15/93)
0-8	vs. Wake Forest (1/10/93)
0-7	Seven Times

## MOST FREE THROWS MADE

38	vs. Rider (1/29/91)
36	vs. Clemson (1/26/02)
36	vs. Hawaii (3/28/92)
35	vs. Portland State (12/17/13)
34	vs. Alabama State (11/24/15)
34	vs. NC State (1/8/93)
33	vs. North Carolina (1/28/89)

## FEWEST FT MADE

1	at Notre Dame (2/23/23)
1	vs. Texas A&M (12/20/19)
1	vs. Duke (2/5/98)
2	vs. Florida State (2/23/25)
2	at Virginia Tech (2/10/22)
2	vs. Wake Forest (12/19/21)
2	vs. Wake Forest (2/7/21)
2	vs. Mercer (12/7/16)
2	vs. Ohio State (3/21/11)
2	vs. Georgia (12/6/09)
2	vs. Virginia (2/11/87)
2	vs. St. Mary's (12/21/96)
2	vs. Maryland (2/19/97)
3	Seven Times

## MOST FT ATTEMPTED

51	vs. Alabama State (11/24/15)
50	vs. Clemson (1/26/02)
50	vs. Rider (1/29/91)
47	vs. Coppin St. (1/13/92)
46	vs. North Carolina (1/28/89)
45	vs. Portland State (12/17/13)
44	Five Times

## FEWEST FT ATTEMPTED

1	vs. Texas A&M (12/20/19)
2	at Virginia Tech (2/10/22)
2	vs. Mercer (12/7/16)
2	vs. Maryland (2/19/97)
2	vs. Ohio State (3/21/11)
3	vs. Duke (2/5/98)
4	vs. Florida State (2/23/25)
4	vs. NC State (2/20/25)
4	at Notre Dame (2/23/23)
4	vs. Wake Forest (12/19/21)
5	vs. Clemson (3/5/21)
5	vs. Georgia (12/6/09)
5	vs. St. Mary's (12/21/96)
5	vs. Minnesota (11/30/14)
6	Nine Times

## HIGHEST FT PERCENTAGE

1.000 (6-6)	vs. Mississippi State (12/4/24)
1.000 (6-6)	vs. Tulane (12/3/20)
1.000 (14-14)	vs. Virginia (1/25/15)
1.000 (11-11)	at Clemson (2/15/24)
1.000 (11-11)	vs. Virginia (1/13/11)
.952 (20-21)	vs. NC State (2/10/05)
.947 (18-19)	vs. Wake Forest (2/26/98)
.944 (17-18)	at ETSU (11/17/21)
.944 (17-18)	vs. Appalachian St. (11/14/06)
.941 (16-17)	vs. Kennesaw St. (12/6/06)
.938 (15-16)	vs. Clemson (1/7/06)
.933 (14-15)	vs. Samford (12/13/15)
.929 (13-14)	Six Times

## LOWEST FT PERCENTAGE

.250 (1-4)	at Notre Dame (2/23/23)
.270 (4-15)	vs. Georgia State (2/9/84)
.286 (2-7)	vs. Virginia (2/11/87)
.300 (3-10)	vs. Virginia (3/7/08)
.304 (7-23)	vs. Boston College (1/12/17)
.333 (2-6)	vs. Wake Forest (2/7/21)
.333 (4-12)	vs. Florida State (3/3/19)
.333 (5-15)	vs. Virginia Tech (1/25/18)
.333 (7-21)	vs. Georgia State (11/21/17)
.333 (6-18)	vs. SIU-Edwardsville (12/19/11)
.333 (4-12)	vs. Southern (12/2/01)
.348 (8-23)	vs. Virginia (1/10/05)

## MOST REBOUNDS

99	vs. Bryan (1/21/78)
77	vs. Hofstra (12/4/92)
76	vs. Rider College (12/5/90)
70	vs. Coppin St. (1/15/92)
68	vs. Southeastern Louisiana (11/18/15)
67	vs. USC Upstate (12/6/07)
66	vs. Furman (1/14/80)

## HIGHEST REBOUNDING MARGIN

36	vs. St. Francis (Pa.) (12/29/00)
34	vs. Florida Gulf Coast (11/21/09)
33	vs. Wagner (12/19/00)
32	vs. Southeastern Louisiana (11/18/15)
31	vs. USC Upstate (12/7/07)
31	vs. Hofstra (12/4/92)
30	vs. Wofford (12/30/18)
30	vs. Kennesaw State (12/18/09)
30	vs. Morris Brown (2/23/02)
30	vs. Converse (12/1/84)

## MOST ASSISTS

33	vs. Virginia (1/10/02)
32	vs. UNC-Wilmington (11/23/90)
31	vs. Chattanooga (11/30/91)

31	vs. Winthrop (12/30/90)
29	vs. Boston College (2/28/91)
29	vs. Presbyterian (12/2/85)

## MOST BLOCKED SHOTS

13	vs. Chattanooga (12/2/86)
12	vs. Coppin State (1/15/92)
12	vs. East Tennessee St. (11/24/90)
12	vs. Clemson (1/18/89)
11	vs. Michigan (4/1/17)
11	vs. Wake Forest (1/29/04)

## MOST STEALS

27	vs. Miss. Valley State (11/22/08)
27	vs. Georgia State (12/14/93)
27	vs. Marquette (11/18/12)
26	vs. Virginia Tech (2/29/08)
24	vs. Georgia State (11/23/99)
23	Four Times
22	Six Times

## MOST TURNOVERS

45	vs. Clemson (1/31/81)
42	vs. Valdosta State (12/10/79)
40	vs. Houston (1/19/18)
39	vs. Virginia (1/24/85)
39	vs. Virginia (2/18/84)
38	vs. Georgia (12/2/83)
38	vs. Valdosta State (1/18/80)

## FEWEST TURNOVERS

4	at Duke (2/1/22)
5	at Miami (2/2/25)
5	vs. Boston University (12/21/21)
5	at Central Michigan (11/9/21)
5	vs. Grambling State (11/10/19)
6	vs. Mississippi State (12/4/24)
6	vs. Georgia (11/17/24)
6	vs. NC State (3/6/21)
6	vs. Davidson (12/2/03)
6	vs. Wake Forest (1/19/97)
6	vs. Georgia Southern (1/31/81)
7	Nine Times

## MOST FOULS

37	vs. Florida State (1/31/96)
35	vs. Virginia (3/2/08)
34	vs. Maryland (1/20/08)
34	vs. Georgia (11/24/13)
33	vs. Wake Forest (2/21/92)
32	vs. Dayton (11/25/16)
32	vs. Loyola Chicago (11/14/14)
32	vs. American (11/15/98)
32	vs. Furman (1/14/80)
32	vs. Miami (1/17/13)
32	vs. Maryland (1/19/14)

## FEWEST FOULS

5	vs. Georgia (12/3/04)
6	at Duke (2/1/22)
6	vs. St. Francis (N.Y.) (12/29/98)
7	vs. Virginia (1/9/22)
7	vs. UConn (12/9/21)
7	vs. Central Arkansas (12/14/14)
7	vs. Boston College (1/17/10)
8	vs. ULM (12/11/24)
8	vs. Mercer (12/5/23)
8	vs. Florida State (1/24/21)
8	vs. Rice (12/21/19)
8	vs. Washington State (3/29/17)
8	vs. Maryland (1/18/90)
8	vs. Florida State (1/21/97)
8	vs. Charleston Southern (1/29/02)

## TECH IN OVERTIME

DATE	H/A	W/L	RESULT
11/25/78	a	W	GT 69, Vanderbilt 67
1/20/79	h	L	UNC Asheville 102, GT 95 (3OT)

# RECORDS

1/26/80	a	L	Albany State 89, GT 84
12/16/83	h	L	West Virginia 86, GT 78
2/5/84	a	L	East Carolina 61, GT 61
1/9/85	h	L	Clemson 84, GT 81
2/7/85	a	W	GT 69, Georgia State 68
2/22/86	h	L	North Carolina 92, GT 81
1/6/87	h	W	GT 81, #13 Maryland 80
1/15/88	a	L	Duke 77, GT 71
11/26/88	h	W	GT 84, Richmond 80 (20T)
1/28/89	a	W	GT 97, Duke 94
12/29/92	n	L	Alabama 103, GT 101
1/29/93	a	W	GT 86, Duke 80
1/31/92	a	L	North Carolina 72, GT 68
2/19/93	h	W	GT 92, NC State 89 (20T)
2/24/93	a	W	GT 68, Chattanooga 67
12/1/93	h	L	Minnesota 77, GT 73
1/31/96	a	L	Florida State 90, GT 85 (30T)
12/3/96	a	W	GT 88, Appalachian St. 80
12/24/97	a	W	GT 70, Mercer 65
12/29/97	h	W	GT 69, St. Mary's 60
12/29/99	h	W	GT 95, Western Michigan 89
3/16/00	h	W	GT 76, Southern Miss 71
2/14/02	a	L	Maryland 81, GT 70
1/23/03	h	W	GT 89, Clemson 78
1/29/04	h	L	Wake Forest 57, GT 55
2/26/06	a	L	Miami 90, GT 85 (20T)
1/20/08	a	L	Maryland 99, GT 95 (20T)
3/2/08	a	L	Virginia 103, GT 101 (20T)
1/8/09	h	L	Boston College 65, GT 64
2/26/09	a	W	GT 73, Virginia Tech 68
1/27/10	h	W	GT 80, Miami 73
1/30/11	a	L	#16 Miami 84, GT 74
11/26/11	n	L	Green Bay 67, GT 62
2/2/12	h	W	GT 75, NC State 68
11/23/12	n	L	Syracuse, 75, GT 72
1/31/13	h	W	GT 89, Wake Forest 82
1/30/14	h	L	Clemson 80, GT 79
12/4/14	a	L	Michigan State 79, GT 73
1/18/15	h	L	Pitt 75, GT 72
1/22/17	a	L	Wake Forest 70, GT 65
2/2/17	a	L	Virginia 65, GT 64
2/9/17	h	L	NC State 75, GT 67
4/1/17	n	L	Michigan 89, GT 79
1/9/18	a	L	Houston 95, GT 89 (20T)
1/23/20	h	L	North Carolina 67, GT 60
1/30/20	a	L	Miami 54, GT 49
2/13/20	a	L	Virginia Tech 64, GT 60
11/29/20	h	L	Georgia 75, Georgia Tech 69
3/21/21	n	W	Georgia Tech 54, Stephen F. Austin 52
2/13/22	h	W	Georgia Tech 92, Clemson 84
2/17/22	h	L	Notre Dame 72, Georgia Tech 66
2/24/22	a	L	Florida State 65, Georgia Tech 63
2/12/23	h	L	Pittsburgh 85, Georgia Tech 79 (20T)
2/18/24	a	L	NC State 86, Georgia Tech 85
3/3/24	a	W	Georgia Tech 71, Miami 66
1/9/24	h	L	Virginia Tech 105, Georgia Tech 94 (20T)

## TECH SINGLE SEASON RECORDS

### MOST POINTS SCORED

2,551	1991-92 (33 games)
2,549	2013-14 (32 games)
2,542	2016-17 (37 games)
2,483	2011-12 (35 games)
2,442	2014-15 (34 games)
2,359	1990-91 (28 games)
<b>2,317</b>	<b>2024-25 (30 games)</b>
2,314	2010-11 (35 games)
2,294	2017-18 (34 games)
2,275	2015-16 (33 games)
2,269	1989-90 (30 games)
2,251	2007-08 (32 games)
2,234	2023-24 (33 games)
2,182	2006-07 (33 games)
2,172	2009-10 (33 games)

### FEWEST POINTS SCORED

1,479	1981-82
1,571	2004-05
1,695	1979-80
1,706	2020-21
1,739	1993-94

1,780 1997-98

### FEWEST POINTS ALLOWED

1,209	1976-77
1,566	2004-05
1,601	2020-21
1,626	2019-20
1,641	1977-78
1,666	1978-79
1,671	1981-82

### HIGHEST SCORING AVERAGE

84.3	1990-91
79.7	2013-14
79.6	1978-79
78.7	1992-93
77.3	1991-92
<b>77.2</b>	<b>2024-25</b>
75.9	1988-89

### LOWEST SCORING AVERAGE

58.2	2004-05
59.2	1981-82
60.9	2021-22
60.9	2022-23
61.8	2019-20
63.2	2003-04
63.6	1998-99
64.4	1993-94

### MOST FG MADE

964	1991-92
938	2011-12
936	2013-14
924	2016-17
902	1977-78
893	1990-91
<b>883</b>	<b>2024-25</b>
880	2014-15
873	2010-11
854	1989-90
853	2017-18
834	2023-24
828	1992-93

### MOST FG ATTEMPTED

2,306	2016-17
2,230	1977-78
2,193	2013-14
2,186	1978-79
2,136	2014-15
2,128	2011-12
2,120	1991-92
2,087	2017-18
2,064	2010-11
2,011	2006-07
2,007	2012-13

### FEWEST FG MADE

556	2004-05
577	1981-82
654	2020-21
666	2022-23
671	1982-83
676	2003-04
678	1979-80

### FEWEST FG ATTEMPTED

1,439	1981-82
1,541	2004-05
1,546	2020-21
1,612	1982-83
1,618	1996-97
1,646	1997-98

### HIGHEST FIELD GOAL PERCENTAGE

.471 (893-1896)	1990-91
.459 (806-1757)	1985-86
.455 (964-2120)	1991-92

 .451 (825-1828) 1987-88  
**.444 (883-1989) 2024-25**  
 .444 (733-1648) 1984-85

### LOWEST FIELD GOAL PERCENTAGE

.361	2004-05
.378	2022-23
.382	2012-13
.382	1993-94
.386	1997-98
.388	2018-19
.392	2005-06
.394	1979-80

### MOST 3-POINT FG MADE

<b>239</b>	<b>2024-25</b>
202	2014-15
196	2016-17
190	2023-24
188	2015-16
178	2021-22
174	2013-14
165	2018-19
160	2007-08
157	2006-07
152	2010-11
150	2011-12
148	2020-21
140	2019-20
137	2012-13
133	2017-18
131	1999-00

### FEWEST 3-POINT FG MADE

4	1986-87
41	1993-94
43	1995-96
64	2000-01
68	2001-02

### MOST 3-POINT FG ATTEMPTED

<b>743</b>	<b>2024-25</b>
651	2014-15
646	2023-24
612	2016-17
569	2021-22
559	2015-16
555	2013-14
545	2018-19
503	2007-08
503	2019-20
473	2012-13
472	2006-07
468	2010-11
466	2022-23
465	2020-21
446	2011-12
437	2017-18
417	2008-09

### FEWEST 3-POINT FG ATTEMPTED

17	1986-87
166	1995-96
181	1993-94
225	1992-93
249	2001-02

### HIGHEST 3-POINT FG PERCENTAGE

.381 (109-286)	1988-89
.369 (125-339)	1998-99
.367 (106-289)	1987-88
.362 (102-282)	1990-91
.361 (119-330)	1996-97

### LOWEST 3-POINT FG PERCENTAGE

.227	1993-94
.235	1986-87
.258	2009-10
.259	1995-96



# RECORDS

273 2001-02

## MOST FREE THROWS MADE

526 1991-92  
519 2009-10  
503 2013-14  
498 2016-17  
480 2014-15  
475 2015-16  
471 1990-91  
469 2008-09  
466 2000-01  
466 1982-83

## FEWEST FREE THROWS MADE

250 2020-21  
296 2021-22  
**312 2024-25**  
313 2019-20  
325 1981-82  
330 1993-94  
339 2018-19  
339 1979-80  
341 1987-88  
356 2004-05

## MOST FREE THROWS ATTEMPTED

808 2016-17  
751 2013-14  
730 2009-10  
725 1991-92  
715 1982-83  
702 2017-18  
697 1999-00  
687 2007-08

## FEWEST FREE THROWS ATTEMPTED

369 2020-21  
**414 2024-25**  
449 2021-22  
467 2019-20  
479 1981-82  
490 1987-88  
490 2022-23  
495 2018-19  
499 2004-05  
527 1993-94  
534 1985-86

## HIGHEST FREE THROW PERCENTAGE

**.754 (312-414) 2024-25**  
.749 (367-490) 2022-23  
.743 (475-639) 2015-16  
.735 (421-573) 2006-07  
.729 (452-620) 1989-90  
.729 (480-658) 2014-15  
.726 (526-725) 1991-92  
.713 (356-499) 2004-05  
.711 (519-730) 2009-10

## LOWEST FREE THROW PERCENTAGE

.616 (498-808) 2016-17  
.619 (357-577) 1983-84  
.624 (339-543) 1979-80  
.626 (330-527) 1993-94  
.636 (443-697) 1999-00  
.639 (359-562) 2012-13  
.648 (407-628) 2001-02  
.648 (455-702) 2017-18

## MOST REBOUNDS

1,581 1976-77  
1,494 2016-17  
1,475 1977-78  
1,431 2014-15  
1,409 2013-14  
1,375 2011-12  
1,369 2010-11  
1,355 2009-10

1,343 2017-18

1,339 1991-92

## HIGHEST REBOUNDING AVERAGE

60.6 1978-79  
58.5 1976-77  
54.6 1977-78  
45.4 1986-87  
44.0 2013-14  
43.8 1992-93

## MOST ASSISTS

556 2011-12  
**542 2024-25**  
529 1990-91  
521 1989-90  
514 1991-92  
510 2010-11  
502 2023-24  
487 2009-10  
485 2021-22  
467 1987-88

## MOST BLOCKED SHOTS

141 2021-22  
132 2017-18  
131 2018-19  
129 2011-12  
129 2014-15  
125 2016-17  
124 1986-87  
123 2002-03  
117 2013-14  
115 1987-88  
111 2003-04  
110 2005-06

## MOST STEALS

456 2007-08  
434 2008-09  
406 2010-11  
389 2011-12  
382 2006-07  
362 2017-18  
351 2009-10  
348 1991-92

## MOST FOULS

784 2016-17  
711 2013-14  
651 2017-18  
642 2015-16  
641 1991-92  
630 2012-13  
609 2011-12  
609 2008-09  
591 2000-01  
593 2014-15  
589 2006-07

## FEWEST FOULS

376 2020-21  
400 1996-97  
**420 2024-25**  
424 2021-22  
435 2004-05  
445 1995-96  
454 2019-20  
458 1981-82  
468 1998-99

## MOST GAMES PLAYED

37 2016-17  
35 2011-12  
35 2010-11  
34 2014-15  
34 2017-18  
33 2023-24  
33 2015-16

33 2009-10

33 2006-07

33 1991-92

32 2021-22

32 2013-14

32 2008-09

32 2007-08

31 2019-20

31 2002-03

31 1999-00

## MOST WINS

26 2011-12  
24 2010-11  
23 2009-10  
23 1977-78 (DIII)  
22 2016-17  
22 2008-09  
22 2007-08  
**21 2024-25**  
21 2021-22  
21 2006-07  
20 2019-20  
20 2017-18  
20 2015-16  
20 2013-14  
20 2002-03  
20 1991-92

## FEWEST WINS

2 1975-76  
2 1979-80  
6 1974-75  
8 1980-81  
9 1981-82  
9 1983-84

## MOST LOSSES

24 1975-76  
19 1983-84  
19 1982-83  
19 1980-81  
17 2022-23  
17 1997-98  
17 1989-90

## FEWEST LOSSES

4 1977-78  
8 1976-77  
8 1978-79  
**9 2024-25**  
9 2020-21  
9 2011-12  
10 2007-08  
10 2008-09  
11 2021-22  
11 2019-20  
11 2010-11  
11 2002-03  
11 1992-93

## HIGHEST WINNING PERCENTAGE

.852 (23-4) 1977-78 (DIII)  
.743 (26-9) 2011-12  
**.700 (21-9) 2024-25**  
.697 (23-10) 2009-10  
.688 (22-10) 2008-09  
.688 (22-10) 2007-08  
.686 (24-11) 2010-11  
.656 (21-11) 2021-22  
.654 (17-9) 2020-21  
.645 (20-11) 2019-20  
.645 (20-11) 2002-03

## INDIVIDUAL GAME RECORDS

### MOST POINTS SCORED

43 Marielle Walker vs. Iona (12/20/87)  
41 Kisha Ford vs. East Tenn. St (2/9/94)  
40 Niesha Butler vs. Florida State (1/2/99)

## RECORDS

39	Kara Dunn vs. Georgia State (12/10/23)
37	Tyaunna Marshall vs. Miami (2/24/13)
36	Stephanie Higgs vs. Northwestern (12/18/06)
36	Dolores Bootz vs. Coastal Carolina (2/22/88)
35	6 times

### MOST FIELD GOALS MADE

18	Tyaunna Marshall vs. Miami (2/24/13)
17	Marielle Walker vs. Iona (12/20/87)
16	Kisha Ford vs. ETSU (2/9/94)
15	Fallon Stokes vs. Maryland (2/14/02)
15	Dolores Bootz vs. Coastal Car. (2/22/88)
15	Dolores Bootz vs. Maryland (1/3/88)
15	Dolores Bootz vs. Fordham (12/6/87)

### MOST FIELD GOALS ATTEMPTED

32	Ida Neal vs. Tennessee (2/15/89)
30	Kaela Davis vs. Pitt (1/18/15)
30	Tyaunna Marshall vs. Miami (2/24/13)
30	Marielle Walker vs. Iona (12/20/87)
30	Jennifer Hendershott vs. UNCA (1/20/79)
29	Kaela Davis vs. Virginia (1/25/15)
28	Kaela Davis vs. LA Tech (12/30/14)
28	Niesha Butler vs. North Carolina (2/27/99)
28	Kisha Ford vs. ETSU (2/9/94)

### MOST 3-POINT FIELD GOALS MADE

8	Sydney Wallace vs. Baylor (3/24/12)
8	Danielle Donehew vs. UNC (1/13/00)
8	Danielle Donehew vs. Samford (11/27/98)
<b>7</b>	<b>Rusne Augustinaite vs. Rice (12/18/24)</b>
7	Kara Dunn at NC State (2/18/24)
7	Kaela Davis vs. Alabama A&M (12/7/13)
7	Chioma Nnamaka vs. Virginia Tech (2/29/08)
7	Megan Isom vs. Fordham (12/21/02)
7	Danielle Donehew vs. Monmouth (12/19/99)
7	Danielle Donehew vs. FSU (1/31/99)
7	Danielle Donehew vs. UNC (1/24/99)
7	Danielle Donehew vs. Charleston So. (11/28/97)

### MOST 3-POINT FIELD GOALS ATTEMPTED

20	Karen Lounsbury vs. Pacific (12/9/89)
17	Megan Isom vs. Clemson (1/23/03)
16	Alex Montgomery vs. UNC (1/6/10)
16	Danielle Donehew vs. Monmouth (12/19/99)
15	Sydney Wallace at Virginia (2/3/13)
15	Alex Montgomery vs. Miami (1/27/10)
14	Eight Times

### HIGHEST 3-POINT FIELD GOAL PERCENTAGE

(Minimum four field goals)

1.000 (4-4)	Chioma Nnamaka vs. FSU (1/6/05)
1.000 (4-4)	Metra Walthour vs. Missouri (1/27/10)
1.000 (4-4)	Alex Montgomery at Wash. (1/23/10)
1.000 (4-4)	Frida Fogdemark vs. BC (2/19/12)

### MOST FREE THROWS MADE

17	Milli Martinez vs. Clemson (1/26/02)
17	Joyce Pierce vs. Hawaii (3/28/92)
15	Ida Neal vs. North Carolina (1/29/89)
14	Jaime Kruppa vs. Hofstra (11/27/99)
14	Niesha Butler vs. Florida State (1/2/99)
14	Joyce Pierce vs. Duke (1/29/95)

### MOST FREE THROWS ATTEMPTED

20	Niesha Butler vs. North Carolina (12/3/98)
20	Joyce Pierce vs. Clemson (1/26/93)
19	Milli Martinez vs. Clemson (1/26/02)
19	Ida Neal vs. North Carolina (1/29/89)
17	Jaime Kruppa vs. Hofstra (11/27/99)
17	Niesha Butler vs. Florida State (1/2/99)
17	Joyce Pierce vs. Hawaii (3/28/92)
17	LeeAnn Woodhull vs. Valdosta (2/21/81)

### BEST FREE THROW PERCENTAGE

1.000 (17-17)	Joyce Pierce vs. Hawaii (3/28/92)
1.000 (11-11)	Aaliyah Whiteside vs. High Point (11/27/15)
1.000 (11-11)	Irene Gari vs. Southeastern Louisiana (11/18/15)
1.000 (11-11)	Stephanie Higgs vs. Clemson (1/7/07)

1.000 (10-10)	Kara Dunn at Clemson (2/15/24)
1.000 (10-10)	Brittany Jackson vs. NC State (1/27/13)
1.000 (10-10)	Brigitte Ardossi vs. UNC (2/26/10)
1.000 (10-10)	Mallorie Winn vs. Maryland (1/18/04)
1.000 (10-10)	Alex Stewart vs. St. John's (12/30/02)
1.000 (10-10)	Betsy Foy vs. NC State (2/1/98)

### MOST REBOUNDS

29	Bonnie Tate vs. Georgia Baptist (11/30/76)
23	Dolores Bootz vs. Fordham (12/6/87)
21	Kisha Ford vs. Mercer (11/26/96)
21	LeeAnn Woodhull vs. Wake Forest (2/10/81)
20	Lorela Cubaj at Purdue (12/1/21)
20	Lorela Cubaj at Clemson (1/7/21)
20	Dolores Bootz vs. Auburn-Mont. (12/30/86)

### MOST ASSISTS

17	Nina Barlin vs. Virginia (1/10/02)
16	Anita Malone vs. North Carolina (2/22/86)
15	Tiffany Martin vs. Alaska Anch. (12/20/94)
15	Carmen Davis vs. Maryland (1/18/90)
<b>14</b>	<b>Tonie Morgan vs. Clemson (1/19/25)</b>
14	Tiffany Martin vs. Maryland (1/5/95)

### MOST STEALS

14	Jill Ingram vs. Virginia Tech (2/29/08)
11	Jacqua Williams vs. North Carolina (1/5/08)
11	Bonnie Tate vs. Spelman (2/15/77)
10	Dawnn Maye vs. Marquette (11/18/12)
9	Tiffany Martin vs. W. Carolina (12/28/95)
8	10 Times

### MOST BLOCKED SHOTS

9	Allison Echols vs. ETSU (11/24/90)
9	Allison Echols vs. Clemson (1/18/89)
8	Dolores Bootz vs. Southern (12/14/87)
7	Dolores Bootz vs. Maryland (1/14/85)
7	Kasha Terry vs. Duke (1/18/04)

### 30+ POINT GAMES

43	Marielle Walker vs. Iona, 12/20/87
41	Kisha Ford vs. E. Tennessee State, 2/9/94
40	Niesha Butler vs. Florida State, 1/2/99
39	Kara Dunn vs. Georgia State, 12/10/23
39	Tyaunna Marshall vs. Miami, 2/24/13
36	Stephanie Higgs vs. Northwestern, 12/18/06
36	Dolores Bootz vs. Coastal Car., 2/22/88
35	Elizabeth Balogun at North Carolina, 1/31/19
35	Kaela Davis vs. LA Tech, 12/30/14
35	Kisha Ford vs. Manhattan, 12/30/96
35	Carla Munnion vs. Chattanooga, 12/13/95
35	Joyce Pierce vs. Mercer, 2/19/91
35	Ida Neal vs. Tennessee, 2/15/89
34	Fallon Stokes vs. North Carolina, 1/2/03
34	Kenya Williams vs. Davidson, 11/21/98
34	Carla Munnion vs. Manhattan, 12/3/95
34	Karen Lounsbury vs. Chattanooga, 12/31/89
34	Karen Lounsbury vs. Mercer, 1/25/89
34	Karen Lounsbury vs. Maine, 12/18/88
34	Marielle Walker vs. NC State, 1/9/88
<b>33</b>	<b>Kara Dunn vs. Virginia Tech (1/9/25)</b>
33	Kaela Davis vs. Alabama State, 12/17/14
33	Sonja Mallory vs. Miami (Ohio), 11/30/02
33	Sonja Mallory vs. Morris Brown, 2/23/02
33	Kisha Ford vs. Georgia State, 2/13/95
33	Karen Lounsbury vs. Tenn. St., 11/24/89
32	Tyaunna Marshall vs. UNC, 2/6/14
32	Sydney Wallace vs. Baylor, 3/24/12
32	Fallon Stokes vs. Clemson, 2/14/02
32	Kisha Ford vs. Duke, 1/27/97
32	Kisha Ford vs. New Hampshire, 12/2/95
32	Dolores Bootz vs. North Carolina, 1/17/88
32	Dolores Bootz vs. Fordham, 12/6/87
32	LeeAnn Woodhull vs. North Carolina, 3/4/83
32	LeeAnn Woodhull vs. Georgia, 1/16/80
<b>31</b>	<b>Tonie Morgan at Stanford (3/2/25)</b>
31	Kara Dunn at NC State, 2/18/24
31	Aaliyah Whiteside at Clemson, 1/24/16
31	Aaliyah Whiteside at NC State, 1/7/16
31	Kaela Davis vs. Virginia, 1/25/15

31	Kaela Davis vs. Pitt, 1/18/15
31	Kaela Davis vs. Clemson, 1/30/14
31	Kisha Ford vs. Wake Forest, 2/16/97
31	Joyce Pierce vs. Hawaii, 3/28/92
31	Dolores Bootz vs. Iona, 12/20/87
31	Ida Neal vs. Duke, 1/30/87
30	Rusne Augustinaite vs. Florida, 11/29/23
30	Lotta-Maj Lahinen vs. NC State, 12/31/20
30	Francesca Pan at NC State, 2/16/20
30	Elizabeth Balogun vs. Seton Hall, 12/20/18
30	Tyaunna Marshall vs. Virginia Tech, 1/23/14
30	Chioma Nnamaka vs. Florida State, 1/6/05
30	Stephanie Higgs vs. Samford, 12/21/04
30	Carla Munnion vs. Mercer, 2/22/95
30	Joyce Pierce vs. Clemson, 1/26/93
30	Joyce Pierce vs. Duke, 1/29/93
30	Karen Lounsbury vs. NC State, 2/18/89
30	Ida Neal vs. North Carolina, 1/31/89
30	Karen Lounsbury vs. Virginia, 1/21/89
30	Dolores Bootz vs. Maryland, 1/3/88
30	Hea Ju Moon vs. UAB, 11/27/87
30	Dolores Bootz vs. Marshall, 1/4/86
30	Kristy Sampson vs. Atl. Christian, 2/21/76

### 20-POINT, 20-REBOUND GAMES

Kisha Ford	21 pts., 21 reb. vs. Mercer (11/26/96)
Dolores Bootz	32 pts., 23 reb. vs. Fordham (12/6/87)
Dolores Bootz	27 pts., 20 reb. vs. Auburn-Mont. (12/30/86)
LeeAnn Woodhull	23 pts., 21 reb. vs. Wake Forest (2/10/81)

### TRIPLE-DOUBLES

<b>Tonie Morgan</b>	<b>12 pts, 12 reb, 14 ast. vs. Clemson (1/19/25)</b>
Milli Martinez	12 pts., 10 reb., 10 ast. vs. Morris Brown, 2/23/02
Alex Stewart	11 pts., 10 reb., 11 ast. vs. Charleston So., 1/30/01
Kisha Ford	33 pts., 13 reb., 10 ast. vs. Georgia St., 2/13/95

## INDIVIDUAL SEASON RECORDS

### MOST POINTS SCORED

652	Kaela Davis (2014-15)
644	Aaliyah Whiteside (2015-16)
609	Tyaunna Marshall (2013-14)
596	Joyce Pierce (1991-92)
594	Kaela Davis (2013-14)
556	Dolores Bootz (1987-88)
549	Kisha Ford (1996-97)
542	Tyaunna Marshall (2012-13)
539	Karen Lounsbury (1988-89)

### HIGHEST SCORING AVERAGE

20.6	Dolores Bootz (1987-88)
20.3	Kisha Ford (1995-96)
19.6	Tyaunna Marshall (2013-14)
19.5	Aaliyah Whiteside (2015-16)
19.3	Karen Lounsbury (1988-89)
19.3	Joyce Pierce (1988-89)
19.3	Niesha Butler (1998-99)

### MOST FIELD GOALS MADE

244	Tyaunna Marshall (2013-14)
238	Dolores Bootz (1987-88)
235	Kaela Davis (2014-15)
228	Tyaunna Marshall (2012-13)
221	Kisha Ford (1996-97)
218	Joyce Pierce (1991-92)
212	Dolores Bootz (1987-88)
205	Tyaunna Marshall (2011-12)
201	Tyaunna Marshall (2010-11)

### MOST FIELD GOALS ATTEMPTED

645	Kaela Davis (2014-15)
513	Tyaunna Marshall (2013-14)

## RECORDS

513	Kaela Davis (2013-14)
509	Aaliyah Whiteside (2015-16)
507	Tyaunna Marshall (2012-13)
468	Fallon Stokes (2002-03)
464	Fallon Stokes (2003-04)
460	Tyaunna Marshall (2011-12)

### HIGHEST FIELD GOAL PERCENTAGE

.610 (180-295)	Dolores Bootz (1985-86)
.609 (238-391)	Dolores Bootz (1987-88)
.605 (101-167)	LeeAnn Woodhull (1980-81)
.596 (130-218)	Roddreka Rogers (2014-15)
.585 (100-171)	Dolores Bootz (1984-85)
.559 (95-170)	Nerea Hermosa (2020-21)
.568 (166-292)	Kenya Williams (1998-99)

### MOST THREE-POINT FIELD GOALS MADE

86	Danielle Donehew (1998-99)
85	Kaela Davis (2013-14)
81	Chioma Nnamaka (2006-07)
79	Francesca Pan (2017-18)
74	Alex Montgomery (2010-11)
73	Danielle Donehew (1999-00)
72	Alex Montgomery (2008-09)

### MOST 3-POINT FIELD GOALS ATTEMPTED

246	Kaela Davis (2013-14)
242	Francesca Pan (2017-18)
235	Kaela Davis (2014-15)
223	Chioma Nnamaka (2006-07)
217	Danielle Donehew (1999-00)
210	Danielle Donehew (1998-99)
209	Alex Montgomery (2010-11)

### HIGHEST 3-POINT FIELD GOAL PERCENTAGE

.460 (23-50)	Devony Caldwell (1991-92)
.433 (13-30)	Sheila Wagner (1989-90)
.432 (48-111)	Danielle Donehew (1996-97)
.412 (14-34)	Stephanie Higgs (2003-04)
.404 (23-57)	Eylia Love (2021-22)
.401 (71-177)	Karen Lounsbury (1988-89)
.401 (86-210)	Danielle Donehew (1998-99)

### MOST FREE THROWS MADE

216	Aaliyah Whiteside (2015-16)
155	Joyce Pierce (1991-92)
146	Stephanie Higgs (2006-07)
145	Ida Neal (1988-89)
139	Aaliyah Whiteside (2014-15)
138	Joyce Pierce (1992-93)
137	Joyce Pierce (1990-91)

### MOST FREE THROWS ATTEMPTED

253	Aaliyah Whiteside (2015-16)
196	Sonja Mallory (2002-03)
191	Joyce Pierce (1991-92)
191	Niesha Butler (1998-99)
190	Ida Neal (1988-89)
187	Tonie Morgan (2023-24)
183	Stephanie Higgs (2006-07)

### BEST FREE THROW PERCENTAGE

<b>.879 (29-33)</b>	<b>Chazadi Wright (2024-25)</b>
.864 (76-88)	Betsy Foy (1997-98)
.858 (91-106)	Karen Lounsbury (1989-90)
.854 (216-253)	Aaliyah Whiteside (2015-16)
.851 (103-121)	Alex Stewart (2002-03)
.841 (138-164)	Joyce Pierce (1992-93)
.836 (56-67)	Janie Mitchell (2005-06)

### MOST REBOUNDS

420	Bonnie Tate (1976-77)
356	Lorela Cubaj (2021-22)
335	Roddreka Rogers (2014-15)
333	Bonnie Tate (1977-78)
310	Dolores Bootz (1986-87)
300	Lorela Cubaj (2020-21)
300	Alex Montgomery (2010-11)
298	Joyce Pierce (1991-92)

### HIGHEST REBOUNDING AVERAGE

16.2	Bonnie Tate (1976-77)
13.9	Bonnie Tate (1977-78)
11.6	Dolores Bootz (1985-86)
11.5	Lorela Cubaj (2020-21)
11.5	Dolores Bootz (1985-86)
11.4	Bonnie Tate (1978-79)

### MOST ASSISTS

220	Tiffany Martin (1995)
199	Ida Neal (1988-89)
173	Carmen Davis (1989-90)
172	Alex Stewart (2002-03)
170	Tonie Morgan (2023-24)
<b>169</b>	<b>Tonie Morgan (2024-25)</b>
165	Alex Stewart (2003-04)

### HIGHEST ASSIST AVERAGE

7.9	Nina Bärin (2001-02)
7.3	Tiffany Martin (1994-95)
7.1	Ida Neal (1988-89)
5.8	Carmen Davis (1989-90)
5.7	Alex Stewart (2003-04)

### MOST STEALS

118	Jacqua Williams (2007-08)
109	Jacqua Williams (2008-09)
101	Jill Ingram (2007-08)
95	Jacqua Williams (2006-07)
92	Kisha Ford (1993-94)
92	Imani Tilford (2016-17)

### MOST BLOCKED SHOTS

80	Dolores Bootz (1987-88)
70	Kasha Terry (2003-04)
68	Dolores Bootz (1985-86)
65	Joannah Kauffman (1997-98)
58	Sonja Mallory (2001-02)

### MOST GAMES PLAYED

37	Six players (2016-17)
35	Four players (2011-12)
35	Four players (2010-11)
34	Seven players (2010-11, 2014-15)
34	Five players (2017-18)
33	Two players (2023-24)
33	Four players (2015-16)
33	Five players (2006-07)
33	Six players (1991-92)

### MOST DOUBLE-DOUBLES

17	Dolores Bootz (1986-87)
17	Dolores Bootz (1985-86)
14	Joyce Pierce (1991-92)
14	Lorela Cubaj (2020-21)
12	Lorela Cubaj (2021-22)
12	Roddreka Rogers (2014-15)
12	Dolores Bootz (1987-88)
12	LeeAnn Woodhull (1979-80)
12	Joyce Pierce (1990-91)
12	Alex Montgomery (2010-11)

## OPPONENT GAME RECORDS

### MOST POINTS IN A HALF

65	by Valdosta State (12/10/79)
60	by Georgia (12/13/94)
58	by Florida State (2/5/01)
58	by Maryland (2/6/89)
58	by Tennessee (2/2/87)

### MOST FIELD GOALS MADE IN A HALF

29	by Valdosta State (12/10/79)
26	by Clemson (2/11/85)
24	by NC State (1/28/99)
24	by Duke (2/27/98)
24	by Georgia (12/13/94)

24 by Maryland (3/5/88)

### MOST FIELD GOALS ATTEMPTED IN A HALF

62	by Richmond (11/26/88)
54	by UAB (11/27/87)
54	by NC State (2/13/84)
53	by Albany State (1/28/81)
53	by Valdosta State (12/10/79)

### HIGHEST FIELD GOAL PERCENTAGE IN A HALF

.778 (17-22)	by Vanderbilt (1/9/82)
.762 (16-21)	by North Carolina (12/22/05)
.758 (22-29)	by Maryland (12/15/82)
.731 (19-26)	by Clemson (2/22/98)
.731 (19-26)	by Duke (1/27/97)

### MOST 3-POINT FIELD GOALS MADE IN A HALF

9	by North Carolina (2/16/17)
9	by North Carolina (1/31/19)
8	by Duke (1/27/97)
8	by Duke (1/27/05)
8	by NC State (1/26/14)
8	by Princeton (11/19/17)
7	by Boston College (1/3/19)
7	by Green Bay (11/28/14)
7	by Villanova (11/29/14)
7	by Villanova (11/29/14)
7	by Miami (2/21/10)
7	by Iowa State (3/22/08)
7	by Miami (1/13/08)
7	by Charleston Southern (1/30/01)
7	by Virginia (1/30/98)
7	by Duke (2/7/04)
7	by North Carolina (1/13/13)

### MOST 3-POINT FIELD GOALS ATTEMPTED IN A HALF

23	by Syracuse (1/15/17)
23	by Villanova (11/29/14)
22	by Syracuse (1/20/19)
20	by Virginia Tech (2/17/19)
20	by Syracuse (1/20/19)
19	by Villanova (11/29/14)
19	by Virginia (1/21/89)
18	by Syracuse (1/15/17)
18	by UAB (11/27/87)
18	by Lipscomb (12/29/14)
18	by Syracuse (2/8/15)
17	by George Washington (11/22/18)
17	by North Carolina (1/31/19)
17	by Princeton (12/29/16)
17	by St. Francis Brooklyn (12/20/14)
17	by Alabama State (11/11/11)
17	by Charlotte (11/15/02)
17	by Charleston Southern (11/28/97)
17	by Alabama (12/29/92)
17	by Washington (12/21/12)

### MOST FREE THROWS MADE IN A HALF

28	by Duke (1/26/91)
27	by Dayton (12/21/18)
23	by Maryland (1/26/06)
23	by Georgia (12/27/01)
22	by Tennessee (2/2/87)
22	by Syracuse (1/4/18)
21	by Davidson (12/3/97)
21	by Georgia (12/15/93)
21	by FIU (12/30/12)

### MOST FREE THROWS ATTEMPTED IN A HALF

36	by Duke (1/26/91)
33	by Dayton (12/21/18)
30	by Maryland (1/26/06)
28	by Georgia State (11/23/99)
28	by Georgia (12/15/93)
28	by Campbell (12/20/90)

### MOST POINTS SCORED

113	by Georgia (12/13/94)
113	by Valdosta State (12/10/79)

# RECORDS

111	by Morris Brown (1/23/93)
107	by Virginia (1/23/93)
106	by Maryland (2/6/89)

## MOST FIELD GOALS MADE

47	by Valdosta State (12/10/79)
46	by Maryland (3/5/88)
46	by North Carolina (1/6/83)
45	by Maryland (2/6/89)
43	by Georgia (12/13/94)
43	by NC State (2/7/86)

## MOST FIELD GOALS ATTEMPTED

98	by Richmond (1/1/26/88)
96	by Valdosta State (12/10/79)
95	by Albany State (1/3/80)
94	by Albany State (1/14/81)
93	by Virginia (11/24/85)

## HIGHEST FIELD GOAL PERCENTAGE

.660 (33-50)	by Duke (1/27/97)
.638 (37-58)	by Miami (3/2/17)
.638 (37-58)	by Miami (3/2/17)
.636 (42-66)	by Virginia (1/23/93)
.630 (46-73)	by Maryland (3/5/88)
.626 (42-67)	by Maryland (12/15/82)
.626 (42-67)	by NC State (2/8/80)

## MOST 3-POINT FIELD GOALS MADE

14	by North Carolina (1/31/19)
14	by North Carolina (2/16/17)
14	by Villanova (1/1/29/14)
13	by Duke (1/14/24)
13	by Florida State (1/1/23)
13	by Duke (1/17/05)
<b>12</b>	<b>vs. Virginia Tech (1/9/25)</b>
12	by Louisville (2/22/24)
12	by NC State (2/12/15)
12	by Princeton (12/21/03)
12	by Alabama (12/29/92)
11	by Notre Dame (12/30/15)
11	by Pitt (1/18/15)
11	by Virginia (2/11/02)
11	by Charleston Southern (1/30/01)
11	by Charleston Southern (11/28/97)

## MOST 3-POINT FIELD GOALS ATTEMPTED

42	by Syracuse (1/20/19)
42	by Villanova (11/29/14)
41	by Syracuse (1/15/17)
39	by Houston (11/9/18)
34	by Belmont (11/27/22)
33	by Lipscomb (12/29/14)
32	by Alabama State (11/13/16)
32	by Syracuse (2/7/16)
32	by Charleston Southern (11/28/97)
32	by Washington (12/21/12)
31	by Elon (11/26/99)
30	by Green Bay (11/26/11)
30	by Charlotte (11/15/02)
30	by Southern Mississippi (3/16/00)
30	by Chattanooga (12/16/98)

## HIGHEST 3-POINT FIELD GOAL PERCENTAGE

.875 (7-8)	by Fordham (12/6/87)
.833 (10-12)	by Florida State (12/5/01)
.800 (4-5)	by Florida State (1/18/93)
.800 (4-5)	by Wake Forest (1/8/89)
.714 (10-14)	by Duke (1/7/99)
.714 (5-7)	by Florida State (1/31/96)

## MOST FREE THROWS MADE

36	by Maryland (1/20/08)
36	by Duke (1/26/91)
35	by Virginia (3/2/08)
35	by Maryland (1/19/14)
33	by Dayton (12/21/18)
33	by Florida State (1/31/96)
33	by Maryland (1/26/06)

## MOST FREE THROWS ATTEMPTED

51	by Florida State (1/31/96)
46	by Virginia (3/2/08)
46	by Duke (1/26/91)
44	by Maryland (1/20/08)
44	by Georgia (12/27/01)

## HIGHEST FREE THROW PERCENTAGE

1.000 (19-19)	by NC State (1/3/85)
<b>1.000 (13-13)</b>	<b>vs. Pittsburgh (12/29/24)</b>
1.000 (11-11)	by Duke (2/18/95)
1.000 (10-10)	by Elon (11/26/99)
1.000 (9-9)	by Florida State (12/29/23)
1.000 (8-8)	by Boston College (1/21/24)
1.000 (8-8)	by Florida State (1/13/22)
1.000 (8-8)	by Pittsburgh (2/19/17)
1.000 (8-8)	by Boston College (1/25/07)
1.000 (8-8)	by Pittsburgh (2/19/17)
<b>1.000 (6-6)</b>	<b>vs. Duke (1/26/25)</b>
1.000 (6-6)	by NC State (2/7/22)
1.000 (6-6)	by South Carolina (3/28/21)
1.000 (6-6)	by Rice (12/21/19)
1.000 (6-6)	by Virginia Tech (3/22/03)

## MOST REBOUNDS

67	by Richmond (11/26/88)
67	by Georgia (11/25/80)
65	by Tennessee (11/17/13)
63	by Albany State (1/14/81)
62	by Valdosta State (12/10/79)

## MOST ASSISTS

33	by Virginia (1/10/01)
33	by NC State (2/7/86)
32	by NC State (1/4/91)
32	by NC State (1/7/89)
31	by Virginia (1/23/91)

## MOST BLOCKED SHOTS

15	by Tulsa (12/12/04)
15	by Virginia (1/20/96)
14	by Virginia (1/14/99)
13	by Duke (1/17/05)
13	by Duke (3/7/14)
13	by Virginia (1/28/18)
12	by Pittsburgh (1/7/24)
12	by North Carolina (1/13/13)
12	by North Carolina (3/5/15)
11	by Alabama State (12/17/14)
11	by Pitt (1/18/15)
11	by Duke (2/26/15)

## MOST STEALS

29	by Mercer (1/7/80)
26	by Valdosta State (12/10/79)
25	by Georgia (12/4/82)
25	by Clemson (1/31/80)
22	by Syracuse (2/7/16)
22	by North Carolina (2/27/85)
22	by Virginia (2/16/85)

## MOST TURNOVERS

43	by East Tennessee State (2/9/94)
42	by Georgia State (12/14/83)
40	by Utah State (12/15/86)
39	by Kennesaw State (11/19/08)
39	by Covenant (12/1/81)
37	by Virginia Tech (2/29/08)
37	by Furman (1/14/80)
37	by Marquette (11/18/12)

## OPPONENT 100+ POINT GAMES

113	by Georgia (12/13/94)
113	by Valdosta State (12/10/79)
107	by Virginia (1/23/93)
106	by Maryland (2/6/89)
<b>105</b>	<b>by Virginia Tech (1/9/25)</b>
103	by Virginia (3/2/08)
103	by Alabama (12/29/92)

103	by Clemson (1/31/80)
102	by Maryland (3/5/88)
100	by Duke (2/27/98)
100	by NC State (1/7/89)
100	by Tennessee (2/2/87)
100	by Georgia (11/29/84)

# OPPONENT SEASON RECORDS

## MOST POINTS SCORED

2,429	2016-17 (37 games)
2,297	1991-92 (33 games)
2,295	2013-14 (32 games)
2,276	2014-15 (34 games)
2,267	1989-90 (30 games)
2,221	1988-89 (28 games)
2,210	2023-24 (33 games)
2,152	1990-91 (28 games)

## MOST FIELD GOALS MADE

870	1982-83
866	1988-89
865	2016-17
864	1987-88
860	1985-86
854	1991-92

## MOST FIELD GOALS ATTEMPTED

2,198	2016-17
2,062	1991-92
2,061	2015-14
2,027	2023-24
2,018	1988-89
1,998	2011-12
1,969	1982-83
1,963	2013-14

## HIGHEST FIELD GOAL PERCENTAGE

.460 (860-1869)	1985-86
.456 (852-1870)	1979-80
.452 (853-1889)	1989-90
.448 (705-1575)	1981-82
.442 (870-1969)	1982-83

## MOST THREE-POINTERS MADE

222	2014-15
209	2016-17
190	2023-24
186	2018-19
169	2015-16
154	2010-11
153	2002-03
<b>152</b>	<b>2024-25</b>
151	2003-04
151	2017-18
149	2000-01
148	2021-22
144	2009-10
144	2001-02

## MOST THREE-POINTERS ATTEMPTED

684	2016-17
664	2014-15
623	2018-19
613	2023-24
575	2015-16
<b>525</b>	<b>2024-25</b>
508	2010-11
507	2009-10
504	2021-22
501	2017-18
499	1999-00
491	2022-23
489	2011-12
487	2013-14
469	2006-07
458	2007-08

# RECORDS

## HIGHEST 3-POINT FIELD GOAL PERCENTAGE

.405 (62-153)	1987-88
.380 (82-216)	1989-90
.368 (153-416)	2002-02
.353 (149-422)	2000-01
.347 (151-435)	2003-04

## MOST FREE THROWS MADE

548	2013-14
492	1991-92
490	2016-17
479	1989-90
450	2012-13
448	1990-91

## MOST FREE THROWS ATTEMPTED

801	2013-14
731	1991-92
710	1989-90
701	2012-13
690	1990-91

## HIGHEST FREE THROW PERCENTAGE

<b>.741 (261-352)</b>	<b>2024-25</b>
.713 (490-687)	2016-17
.706 (308-436)	2004-05
.704 (388-551)	2014-15
.708 (242-342)	2020-21
.697 (397-570)	1983-84
.692 (408-590)	2006-07
.691 (328-475)	2022-23
.691 (381-551)	2007-08
.690 (407-590)	2008-09
.689 (430-629)	2005-06

## MOST REBOUNDS

1,345	2016-17
1,304	1980-81
1,304	1988-89
1,289	1991-92
1,257	1989-90
1,255	2013-14
1,240	2011-12

## MOST ASSISTS

521	1989-90
494	1988-89
483	2014-15
477	1991-92
475	1987-88
474	1999-00

## MOST BLOCKED SHOTS

178	2016-17
152	2017-18
147	2012-13
146	2010-11
135	2011-12
133	2006-07
133	2014-15
123	2008-09
119	2009-10
118	2023-24
112	2015-16
109	1983-84

## MOST STEALS

387	1979-80
334	1984-85
300	1988-89
297	1997-98
292	2012-13
290	2010-11
287	2011-12
287	1991-92

# CAREER LEADERS

## POINTS

1.	Tyaunna Marshall (2011-14)	2,129
2.	Kisha Ford (1994-97)	1,955
3.	Karen Lounsbury (1989-92)	1,743
4.	Dolores Bootz (1985-88)	1,723
5.	Carla Munnion (1995-98)	1,671
6.	Francesca Pan (2017-20)	1,638
7.	Chioma Nnamaka (2005-08)	1,593
8.	Aaliyah Whiteside (2012-16)	1,580
9.	Alex Montgomery (2008-11)	1,565
10.	Joyce Pierce (1991-93)	1,557
11.	Janie Mitchell (2005-08)	1,422
	Kate Brandt (1981-84)	1,422

## SCORING AVERAGE

1.	Dolores Bootz (1985-88)	18.9
	Kaela Davis (2014-15)	18.9
2.	Joyce Pierce (1991-93)	18.8
3.	Kisha Ford (1994-97)	17.9
4.	Niesha Butler (1999-02)	16.3
	Tyaunna Marshall (2011-14)	16.3
6.	Carla Munnion (1995-98)	14.9
7.	Karen Lounsbury (1989-92)	14.6
	Elizabeth Balogun (2018-19)	14.6
9.	Bonnie Tate (1977-79)	14.5
10.	LeeAnn Woodhull (1980-83)	13.6
11.	Chioma Nnamaka (2005-08)	13.3
	Kate Brandt (1981-84)	13.3

## FIELD GOALS MADE

1.	Tyaunna Marshall (2011-14)	878
2.	Kisha Ford (1994-97)	780
3.	Dolores Bootz (1985-88)	730
4.	Karen Lounsbury (1989-92)	609
5.	Carla Munnion (1995-98)	601
6.	Kate Brandt (1981-84)	575
7.	Francesca Pan (2017-20)	568
8.	Janie Mitchell (2005-08)	560
9.	Chioma Nnamaka (2005-08)	558
10.	Joyce Pierce (1991-93)	553
11.	Alex Montgomery (2008-11)	551

## FIELD GOALS ATTEMPTED

1.	Tyaunna Marshall (2011-14)	1,902
2.	Kisha Ford (1994-97)	1,740
3.	Francesca Pan (2017-20)	1,618
4.	Carla Munnion (1995-98)	1,451
5.	Karen Lounsbury (1989-92)	1,438
6.	Chioma Nnamaka (2005-08)	1,422
7.	Alex Montgomery (2008-11)	1,395
8.	Kate Brandt (1981-84)	1,303
9.	Lorela Cubaj (2017-22)	1,297
10.	Janie Mitchell (2005-08)	1,290
11.	Fallon Stokes (2001-04)	1,275
12.	Aaliyah Whiteside (2012-16)	1,262
13.	Stephanie Higgs (2004-07)	1,245

## FIELD GOAL PERCENTAGE

<i>(Minimum 100 made)</i>		
1.	Dolores Bootz (1985-88)	.593 (730-1232)
2.	Kenya Williams (1996-99)	.568 (420-739)
3.	Rodreka Rogers (2012-16)	.562 (381-678)
4.	LeeAnn Woodhull (1980-83)	.527 (471-894)
5.	Chelsea Regins (2009-12)	.522 (186-356)
6.	Aimee Weiss (1990-93)	.520 (474-912)
7.	Nerea Hermosa (2019-23)	.519 (395-761)
8.	Theresa Gernatt (1988-91)	.514 (273-515)
9.	Elizabeth Dixon (2018-19)	.512 (130-254)
10.	Joyce Pierce (1991-93)	.500 (553-1107)
11.	Zaire O'Neil (2014-18)	.497 (524-1055)
12.	Mandy Miller (1987-88)	.489 (108-221)
13.	Brigitte Ardossi (2007-10)	.483 (360-746)

## FREE THROWS MADE

1.	Aaliyah Whiteside (2012-16)	502
2.	Joyce Pierce (1991-93)	430
3.	LeeAnn Woodhull (1980-83)	360
4.	Tyaunna Marshall (2011-14)	353

5.	Kisha Ford (1993-97)	359
6.	Stephanie Higgs (2004-07)	345
7.	Ida Neal (1986-89)	340
8.	Karen Lounsbury (1989-92)	320
9.	Carla Munnion (1995-98)	300
10.	Jaime Kruppa (1997-01)	289

## FREE THROWS ATTEMPTED

1.	Aaliyah Whiteside (2012-16)	616
2.	Tyaunna Marshall (2011-14)	572
3.	LeeAnn Woodhull (1980-83)	550
4.	Joyce Pierce (1991-93)	537
5.	Kisha Ford (1993-97)	522
6.	Sonja Mallory (2000-03)	483
7.	Zaire O'Neil (2014-18)	478
8.	Ida Neal (1986-89)	475
9.	Stephanie Higgs (2004-07)	460
10.	Sasha Goodlett (2009-12)	425
11.	Jaime Kruppa (1997-2001)	420
12.	Fallon Stokes (2001-04)	403

## FREE THROW PERCENTAGE

<i>(Minimum 100 made)</i>		
1.	Selena Baldwin (1990-93)	.820 (146-178)
2.	Aaliyah Whiteside (2012-16)	.815 (502-616)
3.	Karen Lounsbury (1989-92)	.814 (320-393)
4.	Joyce Pierce (1991-93)	.801 (430-537)
5.	Kaela Davis (2014-15)	.781 (235-301)
6.	Alex Stewart (2000-04)	.777 (269-346)
7.	Brigitte Ardossi (2007-10)	.776 (281-362)
8.	Devony Caldwell (1990-93)	.775 (238-307)
	<b>Kara Dunn (2022-pres.)</b>	<b>.775 (217-280)</b>
10.	Alex Montgomery (2008-11)	.774 (226-292)
11.	Kim Crawford (1983-86)	.766 (134-175)

## THREE-POINT FIELD GOALS MADE

1.	Chioma Nnamaka (2005-08)	269
2.	Francesca Pan (2017-20)	245
3.	Danielle Donehew (1997-00)	241
4.	Alex Montgomery (2008-11)	237
5.	Karen Lounsbury (1989-92)	205
6.	Antonia Peresson (2014-18)	203
7.	Carla Munnion (1995-98)	169
8.	Sydney Wallace (2012-15)	167
9.	Kaela Davis (2014-15)	153
10.	Megan Isom (2002-04)	135
11.	Lotta-Maj Lahtinen (2018-22)	131
12.	Metra Walthour (2009-12)	125

## THREE-POINT FIELD GOALS ATTEMPTED

1.	Francesca Pan (2017-20)	812
2.	Chioma Nnamaka (2005-08)	733
3.	Alex Montgomery (2008-11)	686
4.	Danielle Donehew (1997-00)	659
5.	Antonia Peresson (2014-18)	611
6.	Karen Lounsbury (1989-92)	550
7.	Carla Munnion (1995-98)	540
8.	Sydney Wallace (2012-15)	485
9.	Kaela Davis (2014-15)	481
10.	Lotta-Maj Lahtinen (2018-22)	423
11.	Megan Isom (2002-04)	420
12.	Metra Walthour (2009-12)	392
	Katarina Vuckovic (2013-17)	392

## THREE-POINT PERCENTAGE

<i>(Minimum 50 attempts)</i>		
1.	Marielle Walker (1985-88)	.458 (49-107)
2.	Devony Caldwell (1990-93)	.397 (69-174)
3.	Ida Neal (1986-89)	.393 (33-84)
4.	Karen Lounsbury (1989-92)	.373 (205-550)
5.	Irene Gari (2015-16)	.371 (26-70)
6.	Chioma Nnamaka (2005-08)	.367 (269-733)
7.	Selena Baldwin (1990-93)	.367 (101-275)
8.	Danielle Donehew (1997-00)	.366 (241-659)
9.	Eylia Love (2020-23)	.365 (27-74)
10.	Digna Strautmane (2021-22)	.359 (46-128)
11.	Loyal McQueen (2020-pres.)	.357 (41-115)
12.	Alex Montgomery (2008-11)	.345 (237-686)
13.	Sydney Wallace (2012-15)	.344 (167-485)

# RECORDS

## REBOUNDS

1.	Lorela Cubaj (2017-22)	1,265
1.	Bonnie Tate (1977-79)	1,039
2.	Dolores Bootz (1985-88)	978
3.	Roddreka Rogers (2012-16)	963
5.	Kisha Ford (1994-97)	871
6.	Tyaunna Marshall (2011-14)	850
7.	Alex Montgomery (2008-11)	837
8.	Cindy Cochran (1982-85)	804
9.	Regina Tate (1998-2002)	801
	LeeAnn Woodhull (1980-83)	801
11.	Joyce Pierce (1991-93)	764
12.	Sasha Goodlett (2009-12)	760

## REBOUNDING AVERAGE

1.	Bonnie Tate (1977-79)	13.9
2.	Dolores Bootz (1985-88)	10.7
3.	Joyce Pierce (1991-93)	9.2
4.	LeeAnn Woodhull (1980-83)	8.3
	Lorela Cubaj (2017-22)	8.3
6.	Kisha Ford (1994-97)	8.0
7.	Melinda Ryan (1978-80)	7.6
	Cindy Cochran (1982-85)	7.6
9.	Roddreka Rogers (2012-16)	7.5
10.	Teresa Lopez (1979-81)	7.4
11.	Jan Chandler (1974-76)	7.2

## ASSISTS

1.	Tiffany Martin (1994-97)	559
2.	Ida Neal (1986-89)	508
3.	Alex Stewart (2000-04)	505
4.	<b>Tonie Morgan (2022-pres.)</b>	<b>453</b>
5.	Dawnn Maye (2011-14)	412
6.	Tory Ehle (1984-87)	402
7.	Lorela Cubaj (2017-22)	395
8.	Metra Walthour (2009-12)	389
9.	Lotta-Maj Lahtinen (2018-22)	367
10.	Carmen Davis (1990-92)	357
11.	Jill Ingram (2005-08)	345
12.	Kisha Ford (1994-97)	335
13.	Nina Bärlin (2000-03)	331

## HIGHEST ASSIST AVERAGE

1.	Tiffany Martin (1994-97)	5.3
2.	<b>Tonie Morgan (2022-pres.)</b>	<b>4.9</b>
3.	Ida Neal (1986-89)	4.7
4.	Nina Bärlin (1999-03)	4.4
	Carmen Davis (1990-92)	4.4
6.	Alex Stewart (2000-04)	4.2
7.	Tory Ehle (1984-87)	3.7
8.	Anita Malone (1982-86)	3.6
9.	Dawnn Maye (2011-14)	3.3
	Niesha Butler (1998-02)	3.3
11.	Kisha Ford (1994-97)	3.1
	Lotta-Maj Lahtinen (2018-22)	3.1

## STEALS

(Since 1979)

1.	Jacqua Williams (2006-09)	370
2.	Tyaunna Marshall (2011-14)	282
3.	Kisha Ford (1994-97)	278
	Tiffany Martin (1994-97)	278
5.	Jill Ingram (2005-08)	272
6.	Imani Tilford (2014-18)	267
7.	Dawnn Maye (2011-14)	250
8.	Alex Montgomery (2008-11)	226
9.	Kate Brandt (1981-84)	215
10.	Metra Walthour (2009-12)	211
11.	Lorela Cubaj (2017-22)	204
12.	Aimee Weiss (1990-93)	200

## BLOCKED SHOTS

(Since 1979)

1.	Dolores Bootz (1985-88)	245
2.	Kasha Terry (2003-06)	195
3.	Sonja Mallory (2000-03)	173
4.	Joannah Kauffman (1995-98)	170
5.	Lorela Cubaj (2018-22)	169
6.	Sasha Goodlett (2009-12)	127
7.	Nerea Hermosa (2019-23)	101

8.	Kathy Dorth (1993-97)	98
9.	Aimee Weiss (1990-93)	93
10.	Zaire O'Neil (2014-18)	89
11.	Allison Echols (1989-92)	85
12.	LeeAnn Woodhull (1980-83)	72
13.	Katarina Vuckovic (2013-17)	69

## GAMES PLAYED

1.	Lorela Cubaj (2017-22)	153
2.	Mo Bennett (2009-12)	134
	Sasha Goodlett (2009-12)	134
	Antonia Peresson (2014-18)	134
5.	Imani Tilford (2014-18)	132
6.	Tyaunna Marshall (2011-14)	131
	Katarina Vuckovic (2013-17)	131
8.	Brigitte Ardossi (2007-10)	130
9.	Metra Walthour (2009-12)	128
	Roddreka Rogers (2012-16)	128
	Francesca Pan (2017-20)	128
12.	Chelsea Regins (2009-12)	127
	Aaliyah Whiteside (2012-16)	127

## MINUTES PLAYED

1.	Lorela Cubaj (2017-22)	4,550
2.	Francesca Pan (2017-20)	3,945
3.	Tyaunna Marshall (2011-14)	3,935
4.	Kisha Ford (1994-97)	3,823
5.	Karen Lounsbury (1989-92)	3,763
6.	Aaliyah Whiteside (2012-16)	3,643
7.	Lotta-Maj Lahtinen (2018-22)	3,596
8.	Alex Montgomery (2008-11)	3,576
9.	Kierra Fletcher (2017-21)	3,588
10.	Tiffany Martin (1994-97)	3,555
11.	Metra Walthour (2009-12)	3,532
12.	Sasha Goodlett (2009-12)	3,522
13.	Chioma Nnamaka (2005-08)	3,511
14.	Carla Munnion (1995-98)	3,482



## HEAD COACH NELL FORTNER

6th Season • Texas '82

Nell Fortner was named the sixth head coach of Georgia Tech women's basketball on April 9, 2019. One of the most successful coaches in women's basketball history, Fortner has compiled a 414-260 (.615) record as a head coach at the collegiate, professional and international levels. She has led teams to Big Ten (Purdue – 1997) and Southeastern Conference (Auburn – 2009) championships and, perhaps most notably, coached the United States national team to three international titles from 1997-2000, including the gold medal at the 2000 Summer Olympics in Sydney, Australia. Fortner is the winningest coach in the history of the USA women's basketball national team, having compiled a 101-14 (.878) record. In addition to the 2000 Olympics championship, she also led the team to the gold medal at the 1998 World Championship in Berlin, Germany and the 1998 William Jones Cup in Taipei, Taiwan. At the collegiate level, Fortner has 14 seasons of experience as a head coach – one at Purdue (1996-97), eight at Auburn (2004-12) and six at Georgia Tech (2019-pres.) – and has compiled a 271-190 (.585) overall record in the college ranks.

### THE FORTNER FILE

#### PERSONAL

**Education** Texas, 1982 (Physical Education);  
Stephen F. Austin, 1987 (Master's of Education)

#### COACHING EXPERIENCE

1983-86	Head Coach, Killen (Texas) H.S.
1986-87	Graduate Assistant, Stephen F. Austin
1987-90	Assistant Coach, Stephen F. Austin
1990-95	Assistant Coach, Louisiana Tech
1995-96	Assistant Coach, U.S. National Team
1996-97	Head Coach, Purdue
1997-2000	Head Coach, U.S. National Team
2000-03	Head Coach/General Manager, Indiana Fever
2004-12	Head Coach, Auburn
2019-Present	Head Coach, Georgia Tech

#### COLLEGE COACHING RECORD

SEASON	SCHOOL	RECORD	ACC FINISH	POSTSEASON
1987-88	Stephen F. Austin	29-5	--	NCAA Tourn. 2nd rd.
1988-89	Stephen F. Austin	30-4	--	NCAA Tourn. 2nd rd.
1989-90	Stephen F. Austin	28-3	--	NCAA Tourn. 2nd rd.
1990-91	Louisiana Tech	18-12	--	NCAA Tourn. 1st rd.
1991-92	Louisiana Tech	20-10	--	NCAA Tourn. 1st rd.
1992-93	Louisiana Tech	26-6	--	NCAA Tourn. Elite 8
1993-94	Louisiana Tech	31-4	--	NCAA Tourn. Runners-Up
1994-95	Louisiana Tech	28-5	--	NCAA Tourn. Sweet 16
<b>1996-97</b>	<b>Purdue</b>	<b>17-11</b>	<b>--</b>	<b>NCAA Tourn. 2nd rd.</b>
<b>2004-05</b>	<b>Auburn</b>	<b>16-13</b>	<b>--</b>	
<b>2005-06</b>	<b>Auburn</b>	<b>14-15</b>	<b>--</b>	
<b>2006-07</b>	<b>Auburn</b>	<b>21-13</b>	<b>--</b>	<b>WNIT Quarterfinals</b>
<b>2007-08</b>	<b>Auburn</b>	<b>20-12</b>	<b>--</b>	<b>NCAA Tournament</b>
<b>2008-09</b>	<b>Auburn</b>	<b>30-4</b>	<b>--</b>	<b>NCAA Tourn. 2nd rd.</b>
<b>2009-10</b>	<b>Auburn</b>	<b>15-16</b>	<b>--</b>	
<b>2010-11</b>	<b>Auburn</b>	<b>16-16</b>	<b>--</b>	<b>WNIT 2nd rd.</b>
<b>2011-12</b>	<b>Auburn</b>	<b>13-17</b>	<b>--</b>	
<b>2019-20</b>	<b>Georgia Tech</b>	<b>20-11</b>	<b>7th</b>	<b>Canceled due to Covid</b>
<b>2020-21</b>	<b>Georgia Tech</b>	<b>17-9</b>	<b>3rd</b>	<b>NCAA Tourn.</b>
<b>2021-22</b>	<b>Georgia Tech</b>	<b>21-11</b>	<b>6th</b>	<b>NCAA Tourn.</b>
<b>2022-23</b>	<b>Georgia Tech</b>	<b>13-17</b>	<b>14th</b>	
<b>2023-24</b>	<b>Georgia Tech</b>	<b>17-16</b>	<b>10th</b>	<b>WBIT 1st rd.</b>
<b>2024-25</b>	<b>Georgia Tech</b>	<b>21-9</b>		

**Bold** = Head Coach

**HEAD COACH (13 SEASONS) 271-190 (.585)**

**ASSISTANT COACH (8 SEASONS) 210-49 (.811)**

**19 OVERALL SEASONS 481-226 (.674)**

Stephen F. Austin (3 seasons)	87-12 (.879)
Louisiana Tech (5 seasons)	123-37 (.769)
Purdue (1 season)	17-11 (.607)
Auburn (8 seasons)	145-106 (.578)
Georgia Tech (6 seasons)	109-73 (.597)

### FORTNER PROFESSIONAL COACHING

#### PROFESSIONAL COACHING EXPERIENCE

SEASON	TEAM	RECORD
<b>1997-2000</b>	<b>USA Basketball</b>	<b>101-14</b>
<b>2001</b>	<b>Indiana Fever</b>	<b>10-22</b>
<b>2002</b>	<b>Indiana Fever</b>	<b>16-16</b>
<b>2003</b>	<b>Indiana Fever</b>	<b>16-18</b>

**Overall with U.S. national team** 101-14 (.878)

**Overall with Indiana Fever** 42-56 (.429)

#### USA WOMEN'S BASKETBALL TOURNAMENT MEDALS

Tournament	Record	Place
2000 Olympic Games	8-0	Gold
1999 Pan American Games	4-3	Bronze
1998 FIBA World Championship	9-0	Gold
1998 R. William Jones Cup	5-0	Gold

### FORTNER HEAD COACHING EXPERIENCE

1996-97	Purdue (17-11, 12-4 Big Ten - Big Ten regular-season champion, NCAA Tournament)
1997-2000	U.S. National Team (101-14)
2001	Indiana Fever (10-22)
2002	Indiana Fever (16-16)
2003	Indiana Fever (16-18)
2004-05	Auburn (16-13, 6-8 SEC)
2005-06	Auburn (14-15, 4-10 SEC)
2006-07	Auburn (21-13, 6-8 SEC)
2007-08	Auburn (20-12, 7-7 SEC - NCAA Tournament)
2008-09	Auburn (30-4, 12-2 SEC - SEC regular-season champion, NCAA Tournament)
2009-10	Auburn (15-16, 5-11 SEC)
2010-11	Auburn (16-16, 8-8 SEC - WNIT)
2011-12	Auburn (13-17, 5-11 SEC - WNIT)
2019-20	Georgia Tech (20-11, 10-8 ACC)
2020-21	Georgia Tech (17-9, 12-6 ACC - NCAA Tournament)
2021-22	Georgia Tech (21-11, 11-7 ACC - NCAA Tournament)
2022-23	Georgia Tech (13-17, 4-14 ACC)
2023-24	Georgia Tech (17-16, 7-11 ACC - WBIT Tournament)
2024-25	Georgia Tech (21-9, 9-9 ACC)

**Overall at Purdue** 17-11 (.607)

**Overall with U.S. national team** 101-14 (.878)

**Overall with Indiana Fever** 42-56 (.429)

**Overall at Auburn** 145-106 (.578)

**Overall as a college head coach** 271-190 (.585)

**Overall as a head coach** 414-260 (.615)









### DANI CARNEGIE

#3

Freshman • 5'9" • Guard • Mount Vernon, N.Y. • Grayson (Ga.) • Major: Business Administration

**THE CARNEGIE FILE****THIS SEASON:**

- ACC Rookie of the Week - Nov. 17\*, Dec. 16, Dec. 23, Dec. 30, Jan. 6
- Missed three full games after playing only six minutes against VT
- Owns six 20-plus point outings and 18 double figure games
- Led Tech offensively six times this season, all with double-figure totals
- Hit season-high six triples against Syracuse en route to 28-point outing
- Led Tech in rebounding twice
- Scored career-high 29 points at Virginia

**LAST FIVE GAMES:**

Led Tech offensively with career-high 29 points in win at Virginia, hitting five three-pointers, while connecting on personal-best 10-of-11 free throws... Connected on a pair of three-pointers at Clemson to add six points...Dropped in 14 points in win against Wake Forest, hitting six field goals, including a three-pointer...Finished with 16 points, hitting four three-pointers, against NC State and added three assists...Added 10 points, seven rebounds and four assists against Florida State.

**KEY SEASON AVERAGES**

Points **13.1**      Rebounds **4.4**      Assists **1.9**

**CAREER & SEASON HIGHS****Points**

Season: 29 at Virginia (1/23/25)  
Career: 29 at Virginia (1/23/25)

**Field Goals**

Season: 11 vs. Syracuse (1/2/25)  
Career: 11 vs. Syracuse (1/2/25)

**Field Goals Attempted**

Season: 19 at North Carolina (12/15/24)  
Career: 19 at North Carolina (12/15/24)

**3- Point Field Goals**

Season: 6 vs. Syracuse (1/2/25)  
Career: 6 vs. Syracuse (1/2/25)

**3- Point Field Goals Attempted**

Season: 12 at Virginia (1/23/25)  
Career: 12 at Virginia (1/23/25)

**Free Throws**

Season: 10 at Virginia (1/23/25)  
Career: 10 at Virginia (1/23/25)

**Free Throws Attempted**

Season: 11 at Virginia (1/23/25)  
Career: 11 at Virginia (1/23/25)

**Rebounds**

Season: 9, 3x, last at Virginia (1/23/25)  
Career: 9, 3x, last at Virginia (1/23/25)

**Assists**

Season: 4, 4x, last vs. Florida State (2/23/25)  
Career: 4, 4x, last vs. Florida State (2/23/25)

**Steals**

Season: 2, 7x, last at Miami (2/2/25)  
Career: 2, 7x, last at Miami (2/2/25)

**Blocks**

Season:  
Career:

**Turnovers**

Season: 4 vs. Duke (1/26/25)  
Career: 4 vs. Duke (1/26/25)

**Minutes**

Season: 31 vs. South Dakota State (11/23/24)  
Career: 31 vs. South Dakota State (11/23/24)

**Miscellaneous**

	Career	24-25
Double-Doubles:	-	-
Double Figure Points:	18	18
Double Figure Rebounds:	-	-
Led Team In Points/Rebs:	6/2	6/2
20+ Points:	6	6

**2024-25 GAME-BY-GAME**

## #3 CARNEGIE, Dani

Opponent	Date	GS	MIN	Total		3-Pointers		Free throws		Rebounds				PF	A	TO	BLK	STL	PTS	AVG
				FG-FGA	PCT	3FG-3FGA	PCT	FT-FTA	PCT	OFF	DEF	TOT	AVG							
Winthrop	11/04/2024		17:51	6-10	.600	4-6	.667	1-1	1.000	2	2	4	4.0	0	1	3	0	2	17	17.0
Georgia St.	11/08/2024		21:16	5-11	.455	1-5	.200	3-4	.750	0	2	2	3.0	1	3	3	0	2	14	15.5
West Ga.	11/14/2024		18:45	6-10	.600	3-6	.500	0-0	.000	2	1	3	3.0	1	3	0	0	1	15	15.3
Georgia	11/17/2024		30:00	7-18	.389	4-10	.400	2-2	1.000	3	5	8	4.3	0	3	1	0	1	20	16.5
vs South Dakota St.	11/23/2024		31:07	6-16	.375	4-8	.500	0-0	.000	2	6	8	5.0	0	2	1	0	0	16	16.4
vs Oregon	11/25/2024		19:42	2-8	.250	0-4	.000	0-0	.000	0	1	1	4.3	1	0	3	0	0	4	14.3
Florida A&M	12/01/2024		15:34	6-8	.750	3-5	.600	0-0	.000	0	1	1	3.9	0	2	2	0	1	15	14.4
Mississippi St.	12/04/2024		16:53	5-16	.313	2-10	.200	2-2	1.000	0	2	2	3.6	1	0	0	0	2	14	14.4
at Mercer	12/08/2024		19:23	3-9	.333	3-5	.600	1-2	.500	1	8	9	4.2	0	4	2	0	2	10	13.9
ULM	12/11/2024		17:20	5-10	.500	4-9	.444	0-0	.000	1	7	8	4.6	2	1	1	0	0	14	13.9
at North Carolina	12/15/2024		26:15	8-19	.421	2-9	.222	4-4	1.000	3	6	9	5.0	2	4	3	0	2	22	14.6
Rice	12/18/2024		21:48	3-6	.500	1-3	.333	0-3	.000	1	5	6	5.1	1	2	2	0	0	7	14.0
Nebraska	12/21/2024		21:58	6-16	.375	4-8	.500	4-4	1.000	1	7	8	5.3	1	1	3	0	1	20	14.5
Pittsburgh	12/29/2024		19:40	9-16	.563	4-11	.364	2-2	1.000	2	3	5	5.3	3	0	1	0	2	24	15.1
Syracuse	01/02/2025		26:51	11-18	.611	6-8	.750	0-0	.000	3	4	7	5.4	1	4	3	0	1	28	16.0
Virginia Tech	01/09/2025		05:50	1-4	.250	0-0	.000	0-0	.000	0	0	0	5.1	2	0	1	0	0	2	15.1
at Virginia	01/23/2025		28:47	7-17	.412	5-12	.417	10-11	.909	0	9	9	5.3	1	1	2	0	1	29	15.9
Duke	01/26/2025		19:20	1-13	.077	0-9	.000	0-0	.000	0	3	3	5.2	1	3	4	0	1	2	15.2
at Miami (FL)	02/02/2025		21:45	2-10	.200	0-7	.000	7-8	.875	0	3	3	5.1	2	1	1	0	2	11	14.9
SMU	02/06/2025		18:01	1-10	.100	1-5	.200	0-0	.000	0	3	3	5.0	1	0	3	0	0	3	14.4
at Boston College	02/09/2025		13:51	2-3	.667	0-1	.000	0-0	.000	1	2	3	4.9	0	1	3	0	0	4	13.9
at Clemson	02/13/2025		18:41	2-9	.222	2-9	.222	0-0	.000	0	3	3	4.8	0	1	1	0	1	6	13.5
Wake Forest	02/16/2025		20:20	6-13	.462	1-7	.143	1-2	.500	0	0	0	4.6	0	2	0	0	1	14	13.5
NC State	02/20/2025		21:36	6-18	.333	4-10	.400	0-0	.000	2	1	3	4.5	3	3	2	0	1	16	13.6
Florida St.	02/23/2025		21:22	5-11	.455	0-3	.000	0-0	.000	2	5	7	4.6	3	4	2	0	0	10	13.5
at California	02/27/2025		13:00	1-7	.143	0-2	.000	1-1	1.000	0	0	0	4.4	2	3	0	0	1	3	13.1
Totals				0 526-55	.399	58-172	.337	38-46	.826	26	89	115	4.4	29	49	47	0	25	340	13.1

**Player Averages**

Games Played	Minutes/ game	Points/ game	FG Pct	3FG Pct	FT Pct	Rebounds/ game	Assists/ game	Turnovers/ game	Assist/Turnover ratio	Steals/ game	Blocks/ game
26	20.3	13.1	39.9	33.7	82.6	4.4	1.9	1.8	1.0	1.0	0.0

**CARNEGIE CAREER STATISTICS**

## CARNEGIE, Dani

SEASON	TEAM	GP-GS	MIN/AVG	Field Goals		3-Point		F-Throws		Rebounds				Scoring						
				FG-FGA	FG%	3FG-3FGA	3FG%	FT-FTA	FT%	OFF	DEF	TOT	AVG	PF-FO	A	TO	BLK	STL	PTS	AVG
2024-25	GaTech	26-0	527/20.3	122-306	.399	58-172	.337	38-46	.826	26	89	115	4.4	29-0	49	47	0	25	340	13.1
<b>TOTAL</b>		<b>26-0</b>	<b>527/20.3</b>	<b>122-306</b>	<b>.399</b>	<b>58-172</b>	<b>.337</b>	<b>38-46</b>	<b>.826</b>	<b>26</b>	<b>89</b>	<b>115</b>	<b>4.4</b>	<b>29-0</b>	<b>49</b>	<b>47</b>	<b>0</b>	<b>25</b>	<b>340</b>	<b>13.1</b>









INÉS NOGUERO

#22

Junior • 5'9" • Guard • Gijón, Spain • IES Joaquim Blume • Major: Neuroscience

THE NOGUERO FILE

THIS SEASON:

- Owns three double-figure scoring outings thus far
Tallied season-high four steals three times this season
Has dished out five or more assists in four games
Pulled down season-high six rebounds twice
Hit season-high three three-pointers against Louisiana Monroe

LAST FIVE GAMES:

Pulled down six rebounds and added four points and a pair of assists in win against Rice...Led Tech in rebounding with six at Louisville, while chipping in four points...Owned four steals at No. 3 Notre Dame...Completed an old-fashioned three-point play at Miami to finish with three points in the win...Was disruptive on the defensive end against Wake Forest, matching season-high four steals in the win...Tallied nine points, five assists and four rebounds against Florida State.

KEY SEASON AVERAGES

Points 4.8, Rebounds 2.6, Assists 2.0

CAREER & SEASON HIGHS

Points: Season: 13 vs. Louisiana Monre (12/11/24) Career: 16, 2x, last at Rice (11/16/23)
Field Goals: Season: 5, 2x, last vs. ULM (12/11/24) Career: 6, 3x, last vs. Florida State (1/28/24)
3- Point Field Goals: Season: 3 vs. Louisiana Monre (12/11/24) Career: 4 vs. Florida State (1/1/23)
Free Throws: Season: 3 vs. Syracuse (1/2/25) Career: 6 at Rice (11/16/23)
Rebounds: Season: 6, 2x, last at Louisville (1/12/25) Career: 12 vs. Mercer (12/5/23)
Steals: Season: 4, 5x, last vs. Wake Forest (2/16/25) Career: 5 at Rice (11/16/23)
Blocks: Season: 2, 2x, last vs. West Georgia (11/14/24) Career: 2, 2x, last vs. West Georgia (11/14/24)
Turnovers: Season: 4 at California (2/27/25) Career: 5 vs. Boston College (1/21/24)
Minutes: Season: 28 at Louisville (1/12/25) Career: 40 at NC State (2/18/24)

Miscellaneous

Table with 3 columns: Category, Career, Value. Includes Double-Doubles (2), Double Figure Points (14), Led Team In Points/Rebs (1/7), 20+ Points (-).

2024-25 GAME-BY-GAME

#22 NOGUERO, Ines

Large table with 18 columns (Opponent, Date, GS, MIN, FG-FGA, PCT, 3FG-3FGA, PCT, FT-FTA, PCT, REBOUNDS OFF, DEF, TOT, AVG, PF, A, TO, BLK, STL, PTS, AVG) and 30 rows of game data.

Player Averages

Table with 12 columns (Games Played, Minutes/game, Points/game, FG Pct, 3FG Pct, FT Pct, Rebounds/game, Assists/game, Turnovers/game, Assist/Turnover ratio, Steals/game, Blocks/game) and 1 row of average data.

NOGUERO CAREER STATISTICS

NOGUERO, Ines

Table with 17 columns (SEASON, TEAM, GP-GS, MIN/AVG, FG-FGA, FG%, 3FG-3FGA, 3FG%, FT-FTA, FT%, REBOUNDS OFF, DEF, TOT, AVG, PF-FO, A, TO, BLK, STL, PTS, AVG) and 5 rows of career data.









# GABBIE GROOMS

# #27

Freshman • 5'9" • Guard • Sharpsburg, Ga. • Trinity Christian School • Major: Literature, Media and Communications

## THE GROOMS FILE

### THIS SEASON:

- Made first collegiate appearance against Winthrop, coming off the bench
- Hit a pair of three-pointers in win against Florida A&M to tally season-best six points
- Pulled down season-high three rebounds against ULM

### LAST FIVE GAMES:

Helped Georgia Tech set a new single-game program record in three-pointers made in a game, hitting two against Florida A&M...Added five points in win at Mercer, hitting pair of field goals...Chipped in five points against Louisiana Monroe, hitting a three-pointer and two free throws...Came off the bench to pull down pair of rebounds and dish out an assist in win over Rice...Hit a layup against Pitt for Tech's 100th point of the game.

## KEY SEASON AVERAGES

Points **2.1** Rebounds **0.8** Assists **0.3**

## CAREER & SEASON HIGHS

### Points

Season: 6 vs. FAMU (12/1/24)  
Career: 6 vs. FAMU (12/1/24)

### Field Goals

Season: 2, 3x, last at Mercer (12/8/24)  
Career: 2, 3x, last at Mercer (12/8/24)

### Field Goals Attempted

Season: 5, 2x, last vs. ULM (12/11/24)  
Career: 5, 2x, last vs. ULM (12/11/24)

### 3- Point Field Goals

Season: 2 vs. FAMU (12/1/24)  
Career: 2 vs. FAMU (12/1/24)

### 3- Point Field Goals Attempted

Season: 4 vs. Louisiana Monroe (12/11/24)  
Career: 4 vs. Louisiana Monroe (12/11/24)

### Free Throws

Season: 2 vs. Louisiana Monroe (12/11/24)  
Career: 2 vs. Louisiana Monroe (12/11/24)

### Free Throws Attempted

Season: 2, 2x, last vs. ULM (12/11/24)  
Career: 2, 2x, last vs. ULM (12/11/24)

### Rebounds

Season: 3 vs. ULM (12/11/24)  
Career: 3 vs. ULM (12/11/24)

### Assists

Season: 1, 3x, last vs. Rice (12/18/24)  
Career: 1, 3x, last vs. Rice (12/18/24)

### Steals

Season: 1 vs. Pitt (12/29/24)  
Career: 1 vs. Pitt (12/29/24)

### Blocks

Season:  
Career:

### Turnovers

Season: 3, 2x, last vs. Rice (12/18/24)  
Career: 3, 2x, last vs. Rice (12/18/24)

### Minutes

Season: 14 vs. Louisiana Monroe (12/11/24)  
Career: 14 vs. Louisiana Monroe (12/11/24)

### Miscellaneous

	Career	24-25
Double-Doubles:	-	-
Double Figure Points:	-	-
Double Figure Rebounds:	-	-
Led Team In Points/Rebs:	-	-
20+ Points:	-	-

## 2024-25 GAME-BY-GAME

### #27 GROOMS, Gabbie

Opponent	Date	GS	MIN	Total		3-Pointers		Free throws		Rebounds				PF	A	TO	BLK	STL	PTS	AVG	
				FG-FGA	PCT	3FG-3FGA	PCT	FT-FTA	PCT	OFF	DEF	TOT	AVG								
Winthrop	11/04/2024		09:29	2-2	1.000	1-1	1.000	0-0	.000	0	2	2	2.0	1	1	0	0	0	5	5.0	
Georgia St.	11/08/2024		03:05	0-1	.000	0-1	.000	0-0	.000	0	0	0	1.0	1	0	0	0	0	2.5		
West Ga.	11/14/2024		07:37	0-4	.000	0-1	.000	0-0	.000	0	0	0	0.7	0	0	0	0	0	1.7		
vs South Dakota St.	11/23/2024		00:45	0-0	.000	0-0	.000	0-0	.000	0	0	0	0.5	0	0	0	0	0	1.3		
Florida A&M	12/01/2024		11:18	2-5	.400	2-3	.667	0-0	.000	1	0	1	0.6	1	0	1	0	6	2.2		
at Mercer	12/08/2024		10:00	2-2	1.000	0-0	.000	1-2	.500	1	0	1	0.7	2	0	0	0	5	2.7		
ULM	12/11/2024		14:16	1-5	.200	1-4	.250	2-2	1.000	1	2	3	1.0	0	1	3	0	5	3.0		
Rice	12/18/2024		07:06	0-3	.000	0-1	.000	0-0	.000	1	1	2	1.1	0	1	3	0	0	2.6		
Pittsburgh	12/29/2024		04:33	1-1	1.000	0-0	.000	0-0	.000	0	0	0	1.0	0	0	0	1	2	2.6		
Clemson	01/19/2025		00:59	0-0	.000	0-0	.000	0-0	.000	0	0	0	0.9	0	0	0	0	0	2.3		
at California	02/27/2025		01:21	0-0	.000	0-0	.000	0-0	.000	0	0	0	0.8	0	0	0	0	0	2.1		
<b>Totals</b>			<b>0</b>	<b>70:29</b>	<b>8-23</b>	<b>.348</b>	<b>4-11</b>	<b>.364</b>	<b>3-4</b>	<b>.750</b>	<b>4</b>	<b>5</b>	<b>9</b>	<b>0.8</b>	<b>5</b>	<b>3</b>	<b>7</b>	<b>0</b>	<b>1</b>	<b>23</b>	<b>2.1</b>

### Player Averages

Games Played	Minutes/game	Points/game	FG Pct	3FG Pct	FT Pct	Rebounds/game	Assists/game	Turnovers/game	Assist/Turnover ratio	Steals/game	Blocks/game
11	6.4	2.1	34.8	36.4	75.0	0.8	0.3	0.6	0.4	0.1	0.0

## GROOMS CAREER STATISTICS

### GROOMS, Gabbie

SEASON	TEAM	GP-GS	MIN/AVG	Field Goals		3-Point		F-Throws		Rebounds				Scoring						
				FG-FGA	FG%	3FG-3FGA	3FG%	FT-FTA	FT%	OFF	DEF	TOT	AVG	PF	FO	A	TO	BLK	STL	PTS
2024-25	GaTech	11-0	70/6.4	8-23	.348	4-11	.364	3-4	.750	4	5	9	0.8	5-0	3	7	0	1	23	2.1
<b>TOTAL</b>		<b>11-0</b>	<b>70/6.4</b>	<b>8-23</b>	<b>.348</b>	<b>4-11</b>	<b>.364</b>	<b>3-4</b>	<b>.750</b>	<b>4</b>	<b>5</b>	<b>9</b>	<b>0.8</b>	<b>5-0</b>	<b>3</b>	<b>7</b>	<b>0</b>	<b>1</b>	<b>23</b>	<b>2.1</b>



# D'ASIA THOMAS-HARRIS

# #32

Sophomore • 6'2" • Guard/Forward • Katy, Texas • Houston Christian • Major: Business Administration

## THE THOMAS-HARRIS FILE

### THIS SEASON:

- Made first appearance of the season against Florida A&M after sitting out the first six games due to injury

### LAST FIVE GAMES:

Came off the bench for her first appearance of the season against Florida A&M and tallied six points and four rebounds...Returned to action at Clemson after missing majority of the season due to injury.

## KEY SEASON AVERAGES

Points	Rebounds	Steals
<b>2.0</b>	<b>1.3</b>	<b>0.5</b>

## CAREER & SEASON HIGHS

### Points

Season: 6 vs. FAMU (12/1/24)

Career: 15, 2x, last vs. Georgia State (12/10/23)

### Field Goals

Season: 3 vs. FAMU (12/1/24)

Career: 6 vs. Georgia State (12/10/23)

### Field Goals Attempted

Season: 4 vs. FAMU (12/1/24)

Career: 9 vs. Georgia State (12/10/23)

### 3- Point Field Goals

Season:

Career:

### 3- Point Field Goals Attempted

Season:

Career: 1 vs. Furman (11/11/23)

### Free Throws

Season:

Career: 8 at Rice (11/16/23)

### Free Throws Attempted

Season:

Career: 8, 2x, last vs. Kennesaw State (11/19/23)

### Rebounds

Season: 4 vs. FAMU (12/1/24)

Career: 13 at Rice (11/16/23)

### Assists

Season: 2 vs. FAMU (12/1/24)

Career: 3 vs. Furman (11/11/23)

### Steals

Season: 2 vs. FAMU (12/1/24)

Career: 2, 2x, last vs. FAMU (12/1/24)

### Blocks

Season: 1 vs. FAMU (12/1/24)

Career: 2 vs. Kennesaw State (11/19/23)

### Turnovers

Season: 1, 2x, last vs. Wake Forest (2/16/25)

Career: 3, 2x, last vs. USC Upstate (12/20/23)

### Minutes

Season: 16 vs. FAMU (12/1/24)

Career: 22 at Rice (11/16/23)

### Miscellaneous

	Career	24-25
Double-Doubles:	1	-
Double Figure Points:	3	-
Double Figure Rebounds:	1	-
Led Team In Points/Rebs:	0/1	-
20+ Points:	-	-

## 2024-25 GAME-BY-GAME

### #32 THOMAS-HARRIS, D'Asia

Opponent	Date	GS	MIN	Total		3-Pointers		Free throws		Rebounds				PF	A	TO	BLK	STL	PTS	AVG
				FG-FGA	PCT	3FG-3FGA	PCT	FT-FTA	PCT	OFF	DEF	TOT	AVG							
Florida A&M	12/01/2024		16:55	3-4	.750	0-0	.000	0-0	.000	1	3	4	4.0	3	2	0	1	2	6	6.0
at Clemson	02/13/2025		02:17	0-0	.000	0-0	.000	0-0	.000	0	0	0	2.0	0	0	1	0	0	3.0	
Wake Forest	02/16/2025		02:20	0-0	.000	0-0	.000	0-0	.000	0	0	0	1.3	1	0	1	0	0	2.0	
at California	02/27/2025		06:08	1-1	1.000	0-0	.000	0-0	.000	0	1	1	1.3	2	0	0	0	2	2.0	
<b>Totals</b>		<b>0</b>	<b>27:40</b>	<b>4-5</b>	<b>.800</b>	<b>0-0</b>	<b>.000</b>	<b>0-0</b>	<b>.000</b>	<b>1</b>	<b>4</b>	<b>5</b>	<b>1.3</b>	<b>6</b>	<b>2</b>	<b>2</b>	<b>1</b>	<b>2</b>	<b>8</b>	<b>2.0</b>

### Player Averages

Games Played	Minutes/game	Points/game	FG Pct	3FG Pct	FT Pct	Rebounds/game	Assists/game	Turnovers/game	Assist/Turnover ratio	Steals/game	Blocks/game
4	6.9	2.0	80.0	0.0	0.0	1.3	0.5	0.5	1.0	0.5	0.3

## THOMAS-HARRIS CAREER STATISTICS

### THOMAS-HARRIS, D'asia

SEASON	TEAM	GP-GS	MIN/AVG	Field Goals		3-Point		F-Throws		Rebounds				Scoring						
				FG-FGA	FG%	3FG-3FGA	3FG%	FT-FTA	FT%	OFF	DEF	TOT	AVG	PF-F	A	TO	BLK	STL	PTS	AVG
2023-24	GaTech	28-0	218/7.8	28-56	.500	0-1	.000	22-35	.629	16	51	67	2.4	24-0	8	19	6	8	78	2.8
2024-25	GaTech	4-0	28/6.9	4-5	.800	0-0	.000	0-0	.000	1	4	5	1.3	6-0	2	2	1	2	8	2.0
<b>TOTAL</b>		<b>32-0</b>	<b>246/7.7</b>	<b>32-61</b>	<b>.525</b>	<b>0-1</b>	<b>.000</b>	<b>22-35</b>	<b>.629</b>	<b>17</b>	<b>55</b>	<b>72</b>	<b>2.3</b>	<b>30-0</b>	<b>10</b>	<b>21</b>	<b>7</b>	<b>10</b>	<b>86</b>	<b>2.7</b>



# TIANNA THOMPSON

# #35

Freshman • 5'10" • Guard • Mableton, Ga. • The Galloway School • Major: Business Administration

## THE THOMPSON FILE

### THIS SEASON:

- Came off the bench for first collegiate outing against Winthrop
- Hit first three-pointer against West Georgia
- Recorded personal-best three steals against Louisiana Monroe
- Scored season-high 19 points against Florida State
- Hit career-high eight field goals against Florida State

### LAST FIVE GAMES:

Hit a layup at No. 3 Notre Dame, coming off the bench...Hit season-high five field goals to finish with first double-figure game of 13 points in win against Clemson...Provided a spark against SMU, coming off the bench and scoring nine points, three rebounds, one assist and a steal in the win...Provided spark off the bench, scoring career-high 19 points against Florida State, hitting 8-of-11 from the field, including three three-pointers...Tallied 11 points at Cal, hitting a pair of three-pointers, for second consecutive double-figure game.

## KEY SEASON AVERAGES

Points **4.3** Rebounds **1.1** Steals **0.5**

## CAREER & SEASON HIGHS

### Points

Season: 19 vs. Florida State (2/23/25)  
 Career: 19 vs. Florida State (2/23/25)

### Field Goals

Season: 8 vs. Florida State (2/23/25)  
 Career: 8 vs. Florida State (2/23/25)

### Field Goals Attempted

Season: 11 vs. Florida State (2/23/25)  
 Career: 11 vs. Florida State (2/23/25)

### 3- Point Field Goals

Season: 3 vs. Florida State (2/23/25)  
 Career: 3 vs. Florida State (2/23/25)

### 3- Point Field Goals Attempted

Season: 5 vs. Florida State (2/23/25)  
 Career: 5 vs. Florida State (2/23/25)

### Free Throws

Season: 2, 4x, last vs. SMU (2/6/25)  
 Career: 2, 4x, last vs. SMU (2/6/25)

### Free Throws Attempted

Season: 4, 2x, last vs. SMU (2/6/25)  
 Career: 4, 2x, last vs. SMU (2/6/25)

### Rebounds

Season: 3, 3x, last vs. Florida State (2/23/25)  
 Career: 3, 3x, last vs. Florida State (2/23/25)

### Assists

Season: 2 vs. Winthrop (11/4/24)  
 Career: 2 vs. Winthrop (11/4/24)

### Steals

Season: 3 vs. ULM (12/11/24)  
 Career: 3 vs. ULM (12/11/24)

### Blocks

Season:  
 Career:

### Turnovers

Season: 2 vs. Wake Forest (2/16/25)  
 Career: 2 vs. Wake Forest (2/16/25)

### Minutes

Season: 20 vs. Florida State (2/23/25)  
 Career: 20 vs. Florida State (2/23/25)

### Miscellaneous

	Career	24-25
Double-Doubles:	-	-
Double Figure Points:	3	3
Double Figure Rebounds:	-	-
Led Team In Points/Rebs:	1/0	1/0
20+ Points:	-	-

## 2024-25 GAME-BY-GAME

### #35 THOMPSON, Tianna

Opponent	Date	GS	MIN	Total		3-Pointers		Free throws		Rebounds				PF	A	TO	BLK	STL	PTS	AVG	
				FG-FGA	PCT	3FG-3FGA	PCT	FT-FTA	PCT	OFF	DEF	TOT	AVG								
Winthrop	11/04/2024		13:11	1-4	.250	0-2	.000	2-2	1.000	1	0	1	1.0	1	2	1	0	0	4	4.0	
Georgia St.	11/08/2024		08:01	0-4	.000	0-1	.000	0-0	.000	0	0	0	0.5	3	1	1	0	0	0	2.0	
West Ga.	11/14/2024		11:09	1-4	.250	1-3	.333	0-0	.000	0	1	1	0.7	2	1	0	0	0	3	2.3	
vs South Dakota St.	11/23/2024		00:45	0-0	.000	0-0	.000	0-0	.000	0	0	0	0.5	0	0	0	0	0	0	1.8	
Florida A&M	12/01/2024		18:29	2-3	.667	0-0	.000	2-4	.500	1	2	3	1.0	1	1	1	0	1	6	2.6	
at Mercer	12/08/2024		14:39	0-1	.000	0-0	.000	0-0	.000	0	1	1	1.0	5	0	1	0	2	0	2.2	
ULM	12/11/2024		15:36	2-3	.667	0-1	.000	2-2	1.000	0	2	2	1.1	0	0	0	0	3	6	2.7	
Rice	12/18/2024		12:10	3-3	1.000	1-1	1.000	1-2	.500	0	0	0	1.0	1	0	0	0	1	8	3.4	
Pittsburgh	12/29/2024		06:19	0-1	.000	0-0	.000	1-2	.500	1	0	1	1.0	0	0	0	0	0	1	3.1	
at Louisville	01/12/2025		00:15	0-0	.000	0-0	.000	0-0	.000	0	0	0	0.9	1	0	0	0	0	0	2.8	
at Notre Dame	01/16/2025		03:57	1-1	1.000	0-0	.000	0-0	.000	0	0	0	0.8	0	0	1	0	0	2	2.7	
Clemson	01/19/2025		12:54	5-7	.714	2-4	.500	1-2	.500	0	2	2	0.9	0	0	1	0	0	13	3.6	
Duke	01/26/2025		01:43	0-0	.000	0-0	.000	0-0	.000	0	0	0	0.8	1	0	0	0	0	0	3.3	
SMU	02/06/2025		12:08	3-6	.500	1-3	.333	2-4	.500	0	3	3	1.0	0	1	1	0	1	9	3.7	
at Boston College	02/09/2025		03:59	0-0	.000	0-0	.000	0-0	.000	0	0	0	0.9	0	0	1	0	0	0	3.5	
Wake Forest	02/16/2025		00:58	0-0	.000	0-0	.000	0-0	.000	0	0	0	0.9	1	0	2	0	0	0	3.3	
Florida St.	02/23/2025		20:41	8-11	.727	3-5	.600	0-0	.000	0	3	3	1.0	2	1	1	0	0	19	4.2	
at California	02/27/2025		16:17	4-8	.500	2-4	.500	1-1	1.000	0	1	1	1.0	0	0	1	0	2	11	4.6	
at Stanford	03/02/2025		06:54	0-1	.000	0-0	.000	0-0	.000	1	1	2	1.1	2	0	0	0	0	0	4.3	
<b>Totals</b>			<b>0</b>	<b>180:05</b>	<b>30-57</b>	<b>.526</b>	<b>10-24</b>	<b>.417</b>	<b>12-19</b>	<b>.632</b>	<b>4</b>	<b>16</b>	<b>20</b>	<b>1.1</b>	<b>20</b>	<b>7</b>	<b>12</b>	<b>0</b>	<b>10</b>	<b>82</b>	<b>4.3</b>

### Player Averages

Games Played	Minutes/game	Points/game	FG Pct	3FG Pct	FT Pct	Rebounds/game	Assists/game	Turnovers/game	Assist/Turnover ratio	Steals/game	Blocks/game
19	9.5	4.3	52.6	41.7	63.2	1.1	0.4	0.6	0.6	0.5	0.0

## THOMPSON CAREER STATISTICS

### THOMPSON, Tianna

SEASON	TEAM	GP-GS	Field Goals		3-Point		F-Throws		Rebounds				Scoring								
			MIN	AVG	FG-FGA	FG%	3FG-3FGA	3FG%	FT-FTA	FT%	OFF	DEF	TOT	AVG	PF	FO	A	TO	BLK	STL	PTS
2024-25	GaTech	19-0	180	9.5	30-57	.526	10-24	.417	12-19	.632	4	16	20	1.1	20-1	7	12	0	10	82	4.3
<b>TOTAL</b>		<b>19-0</b>	<b>180/9.5</b>	<b>30-57</b>	<b>.526</b>	<b>10-24</b>	<b>.417</b>	<b>12-19</b>	<b>.632</b>	<b>4</b>	<b>16</b>	<b>20</b>	<b>1.1</b>	<b>20-1</b>	<b>7</b>	<b>12</b>	<b>0</b>	<b>10</b>	<b>82</b>	<b>4.3</b>	

## TV/RADIO ROSTER



**#1 Zoe Smith**  
G/F • 6-1 • Grad.  
Brunswick, Ga.  
(Georgia/Glynn Academy)



**#4 Chit-Chat Wright**  
G • 5-4 • Fr.  
Atlanta, Ga.  
(Wesleyan School)



**#3 Dani Carnegie**  
G • 5-9 • Fr.  
Mount Vernon, N.Y.  
(Grayson (Ga.))



**#5 Tonie Morgan**  
G • 5-9 • Jr.  
Tallahassee, Fla.  
(Florida State University  
Schools)



**#13 Kayla Blackshear**  
F • 6-1 • Sr.  
Orlando, Fla.  
(Alabama/Lake Highland  
Prep)



**#20 Ariadna Termis**  
*(are-e-AH-na)*  
C • 6-6 • So.  
Zaragoza, Spain  
(IES Joaquim Blume)



**#22 Inés Noguero**  
*(e-nez no-RAY-doh)*  
G • 5-11 • Jr.  
Gijón, Spain  
(Joaquim Blume)




**#23 Rusne Augustinaite**  
*(e-LEE-uh)*  
G • 6-0 • So.  
Siauliai, Lithuania  
(Montverde Aca. (Fla.))



**#25 Kara Dunn**  
G • 5-11 • So.  
Dallas, Ga.  
(Mount Paran Christian  
School)



**#27 Gabbie Grooms**  
G • 5-9 • Fr.  
Sharpsburg, Ga.  
(Trinity Christian School)



**#32 D'Asia Thomas-Harris**  
FG/ • 6-2 • So.  
Katy, Texas  
(Houston Christian)



**#35 Tianna Thompson**  
G • 5-10 • Fr.  
Mableton, Ga.  
(The Galloway School)



**Nell Fortner**  
Head Coach  
6th Season



**Blanche Alverson**  
Associate Head Coach  
6th Season




**LaSondra Barrett**  
Assistant Coach  
3rd Season



**Michael Scruggs**  
Assistant Coach  
2nd Season



**Caleb Currier**  
Assistant Coach/Director of  
Recruiting Operations  
3rd Season



**Greg Callan**  
Assistant Coach/Director of  
Scouting and Video Operations  
3rd Season